MASTERS

2019 MEDIA GUIDE

MASTERS

2019 MEDIA GUIDE

masters.com | April 8-14 | @TheMasters

Fred S. Ridley	Chairman
Joe T. Ford	Vice Chairman
James B. Hyler, Jr.	Chairman, Competition Committees

Media Committee:

The Media Committee is dedicated to providing the press with the best tools and working environment possible. The Masters Tournament staff is available to assist the media, when possible, during the week of the Tournament and throughout the year.

Craig Heatley
Chairman, Media Committee

For more information, please contact:

Steven P. Ethun
Director of Communications
(706) 667-6705 - Direct (706) 832-1352 - Mobile
e-mail: spethun@augustanational.com

Address:
Post Office Box 2047 — Augusta, GA 30903
2604 Washington Road — Augusta, GA 30904

Telephone:
(706) 667-6000

Website:
masters.com

Social Media:
Twitter: @TheMasters
Instagram: @TheMasters
Facebook: facebook.com/TheMasters

On the Cover: No. 12, Golden Bell

Not for Resale
For Media Use Only
©2019 by Augusta National, Inc.

The 2019 Masters Media Guide is published for use by the media. Permission is hereby granted for excerpts from this work to be used in articles written for newspapers, magazines and the internet and for television and radio reports. Photographs and other pictorial material, and Masters or Augusta National Golf Club logos, may not be reprinted or reused without the express written permission of Augusta National, Inc. All other rights reserved.

- **Masters Electronic Device Policy:** Electronic devices (including phones, laptops, tablets, and beepers) are strictly prohibited on the grounds at all times. Any device being used to record and/or transmit voice, video, or data is strictly prohibited. Cameras are strictly prohibited on tournament days. Violation of these policies will subject the ticket holder to removal from the grounds and the Ticket Purchaser to the permanent loss of credentials (Tickets).
- **Policy for the Press:** Electronic devices (including phones, laptops, tablets, and beepers) necessary for working purposes are only approved for use inside the Press Building. These devices should remain at the writer's desk or may be checked at Press Registration. Voice recording devices are permitted, provided they do not have cellular transmission capabilities. Devices such as fitness tracking bands and electronic watches are permitted. However, the use of such devices for phone calls, emails, text messaging and other photo, video or data recording and/or transmission is prohibited. Violation of this policy will subject the credential holder to removal from the grounds and permanent loss of credential.
- For security purposes, all Ticket Purchasers and Holders consent to the reasonable inspection of his/her person and property, including electronic scanning, before entering and/or on the grounds. Refusal of such an inspection or possession of prohibited items will result in exclusion/removal from the Tournament and the grounds and Ticket Purchaser's permanent loss of the Ticket(s). Persons who receive credentials (Credential Holders) and their employers/sponsors assume all risk incident to the performance of their services in connection with the Masters® Tournament; assume all risk incident to attending the Masters® Tournament; assume all risk incident to the game of golf, in connection with the Masters® Tournament, including specifically, but not limited to, the risk of injury by any objects or otherwise; agree that ANI has no responsibility for any equipment in use on ANGC grounds; agree that they are not acting for ANI in any manner whatsoever and are not employees or agents of ANI; and agree to indemnify and hold harmless ANI from and against all liability, loss, damage or expense resulting from or arising out of (a) the issuance of credentials to Credential Holder or (b) Credential Holder's presence on ANGC grounds.

The large Magnolia trees that line both sides of Augusta National's entry way date back to the late 1850s.

MASTERS QUOTES

"Like the golf course itself, change at Augusta National takes the shape of a steady and quiet evolution, but the overall effect is one of gracious permanence that always makes coming here feel a little like coming home."

— Four-time Masters champion Arnold Palmer

Table of Contents

Media Committee/
Augusta National Golf Club Directory ..... Inside Cover

Table of Contents 1

The Chairman 3

Founding
- Robert T. Jones, Jr 5
- Clifford Roberts 5
- History of Augusta National Golf Club 6
- History of the Masters Tournament 6
- Significant Dates 8

Golf Course
- Course Map 12
- All-Time Cumulative Statistics 17
- Hole-by-Hole Descriptions 19
- Naming of the Holes 25
- Significant Golf Course Activities 25
- Significant Hole Changes 26
- Amen Corner 29
- Rae's Creek 30
- Ornamentals 30
- Eisenhower Tree 30

Masters Tournament
- Masters Week Schedule 31
- TV Schedule 31
- Masters Digital 31
- 2019 Masters Qualifications 32
- The Tournament 32
- Cut 32
- Playoff 32
- Grow the Game Initiatives 32
- Green Jacket 33
- Masters Club 34
- Honorary Starters 34
- Masters Weather 35
- Masters Major Achievement Award 36
- Future Dates 36
- Awards and Trophies 37
- Augusta, the Song 38
- Ticket Policy 39
- Significant Milestones in 2019 40

Structures
- Clubhouse 41
- Augusta National Golf Club Cabins 41
- Crow's Nest 41
- Charles Bartlett Lounge 41
- Press Building 42

Table of Contents (continued)

Landmarks
- Founders Circle 43
- Magnolia Lane 43
- Bridges
  - Hogan Bridge 44
  - Nelson Bridge 44
  - Sarazen Bridge 44
- Ike's Pond 45
- Record Fountain 45
- Par 3 Fountain 45
- Arnold Palmer Plaque 45
- Jack Nicklaus Plaque 46

Par 3 Contest 47

Records and Statistics
- Table of Contents 49

Masters Results
- Yearly Summary 93
- Patrick Reed – Statistics Summary 95
- Patrick Reed – Champion's Interview 96
- Year-by-Year Results 99
- Overall Player Summary 407



CHAIRMAN

Clifford Roberts was named Chairman in Memoriam by the Club's Board of Governors in 1977.

MASTERS QUOTES

"Any time our studies indicate that the present policies can be improved, we will be quick to act. And, please believe me when I say letters such as the one you wrote are very helpful. Many of the changes adopted in the past were suggested by our loyal and keenly interested patrons."

— Clifford Roberts,
responding to a patron's letter

Fred S. Ridley



Fred S. Ridley was elected the seventh Chairman of Augusta National Golf Club and the Masters Tournament on August 22, 2017. He began his term that year on October 16. He has been a member of the Club since 2000 and served as Chairman of the Competition Committees for the Masters Tournament from 2007-17.

A Florida native, Ridley, 66 (August 16, 1952), is a resident of Tampa. He was born in Lakeland and was raised in Winter Haven. He is a business lawyer and a partner in the international law firm of Foley & Lardner LLP where he served on the firm's management committee from 2007-14. Presently, he is the national chair of the firm's real estate practice. He was recognized by *Chambers USA: America's Leading Business Lawyers* (2004-17) and has been selected by his peers for inclusion in *The Best Lawyers in America* for his real estate work. He received his undergraduate degree from the University of Florida and his law degree from Stetson University College of Law.

He has enjoyed a distinguished career in amateur golf, having won the 1975 United States Amateur Championship at the Country Club of Virginia in Richmond, Va. He is the last U.S. Amateur champion never to have turned professional. He competed in numerous national and international championships, including 10 U.S. Amateurs. He was a playing member of the 1976 U.S. World Amateur Team and the 1977 U.S. Walker Cup Team and was the non-playing captain of the 1987 and 1989 U.S. Walker Cup Teams and the 2010 U.S. World Amateur Team.

His relationship with Augusta National dates back more than 40 years when he played in the Masters Tournament as an amateur competitor (1976-78). It was at that time he met Clifford Roberts, Augusta National's first Chairman. He has been acquainted with every Chairman of the Club since. He is the first Chairman of Augusta National who has played in the Masters Tournament.

He served on the USGA Executive Committee from 1994-2005 and was elected as the 58th president of the USGA for 2004-05. During those two years, he was co-chair of the World Amateur Golf Council (now the International Golf Federation). In 2006, he was the recipient of the PGA of America's Distinguished Service Award.

He and his wife Betsy have three daughters, Maggie, Libby and Sydney, and one grandchild.

Past Chairmen

Clifford Roberts	1933-1977
William H. Lane	1977-1980
Hord W. Hardin	1980-1991
Jackson T. Stephens	1991-1998
William W. Johnson	1998-2006
William P. Payne	2006-2017

MASTERS FACTS

The familiar Masters logo – a yellow silhouette of the continental United States with a flag atop a flagstick planted in Augusta, Ga. – greets members and visitors in two flowerbeds on a raised knoll known as Founders Circle at the end of Magnolia Lane.

Chrysanthemums fill the "maps" at the Club's fall opening before pansies take over just prior to Thanksgiving. They remain as the backdrop of the most photographed spot for patrons during the Masters before yielding to more heat-resistant marigolds.

FOUNDING



Bobby Jones and Dr. Alister MacKenzie during the construction of the course.

MASTERS QUOTES

"In order to duplicate the Augusta National one would need to begin a hundred-year-program. It was just about that long ago that plants and rare trees began arriving from various parts of the world."

— O.B. Keeler,
from a 1939 Press Release

Robert T. Jones, Jr.

Robert (Bobby) Tyre Jones, Jr., was born on St. Patrick's Day, March 17, 1902, in Atlanta, Ga. As a lifelong amateur, Jones dominated the game of golf from the early 1920s through 1930. From 1923 through 1930, Jones won 13 of the 21 major championships he entered. His record includes five U.S. Amateur Championships, one British Amateur Championship, four U.S. Open Championships and three British Open Championships. In 1926, he was the first man ever to win the Open Championship of both countries in the same year.

In 1930, Jones won the British Amateur on the Old Course in St. Andrews, the British Open at Royal Liverpool in Hoylake, England, the U.S. Open at Interlachen Country Club in Minneapolis and the U.S. Amateur at Merion Golf Club in Ardmore, Pa., to capture golf's Grand Slam. In 11 of the last 12 Open Championships he played, nine U.S. Opens and three British, he finished first or second. At the age of 28, Jones retired from competitive golf except for playing yearly at the Masters.

Academically, Jones was equally successful. At Georgia Tech, he earned a B.S. degree in Mechanical Engineering, then completed a B.S. degree in English Literature from Harvard. He later entered Emory University to pursue a degree in law, passing the bar exam after his first year of school.

Off the golf course, Jones designed golf clubs, wrote four books, including *Bobby Jones on Golf*, hundreds of newspaper articles, and gave instructional performances in several movies. He helped found and make successful the Masters Tournament and Augusta National Golf Club, where he was named President in 1933 and remains President in Perpetuity.

He was married to the former Mary Malone and had three children, Clara Malone, Robert T. III, and Mary Ellen. On December 18, 1971, at age 69, Jones died of the spinal disease syringomyelia.

Clifford Roberts

Clifford Roberts was born on a farm in Morning Sun, Iowa, on March 6, 1894. He was the co-Founder with Bobby Jones of Augusta National Golf Club. Roberts served as Chairman of Augusta National from 1931 through 1976 and was named Chairman in Memoriam after his death on September 29, 1977. He was Chairman of the Masters Tournament from 1934 through 1976. An astute investment banker, Roberts made his mark on Wall Street as a partner with Reynolds & Company.

Club Founders Bobby Jones (left) and Clifford Roberts.

Under Roberts' direction, the Masters made numerous innovations that are now commonplace in golf. He changed the mound locations to give the gallery better viewing. He was the first to use a series of leader boards placed throughout the course. He also devised a system for showing the cumulative score of each player – red for under par, green zero for par and green for over par. Roberts was also instrumental in the first and subsequent Masters television broadcasts, working closely with the network.

It was Roberts who, in 1948, encouraged the invitation of General Dwight Eisenhower to visit Augusta National and who would later become a political and financial advisor to the President. Subsequently, Eisenhower became a member of the Club.

Roberts received many awards and honors during his lifetime, including service on the PGA Advisory Committee from its inception in 1943 until his death, appointment by the USGA to serve on the Bob Jones Award Selection Committee, and enshrinement in the World Golf Hall of Fame in 1978. He was the author of *The Story of the Augusta National Golf Club*, published in 1976, and the subject of a book titled, *The Making of the Masters, Cliff Roberts, Augusta National, and Golf's Most Prestigious Tournament*, published in 1999.

History of Augusta National Golf Club

Upon his retirement from championship golf in 1930, Bobby Jones had hoped to realize his dream of building a golf course. Following a brief conversation with Clifford Roberts, with whom Jones had met several times during the mid-1920s, it was decided the Club would be built near Augusta, Ga., provided a suitable piece of ground was available. According to Jones' plans, the course would use the natural advantages of the property and use mounds rather than too many bunkers. It was hoped the property would have a natural creek to use as a water hazard. Jones wanted this concept of golf course architecture to make a contribution to the game as well as give expression to his ideas about golf course design. This Club would be open during the winter season only.

Thomas Barrett, Jr., a mutual friend of Jones and Roberts, was consulted and recommended a 365-acre property called Fruitland Nurseries. The nursery was once an indigo plantation and was purchased in 1857 by Belgian Baron Louis Mathieu Edouard Berckmans, who was a horticulturist by hobby. Berckmans' son, Prosper Julius Alphonso, was an agronomist and horticulturist by profession, and the two formed a partnership in 1858. Operating under the name Fruitland Nurseries, the company imported many trees and plants from various countries. The Baron died in 1883. Prosper's death followed in 1910 and the nursery ceased operations by the time its charter expired in 1918. A great variety of flowering plants and trees, including a long row of magnolias, which were planted before the Civil War, and a plant Prosper popularized called the azalea, remained on the property.

Upon seeing the property from what is now the practice putting green, Jones said, "Perfect! And to think this ground has been lying here all these years waiting for someone to come along and lay a golf course on it." An option was taken on the property for $70,000. It was decided to establish a national membership for the Club, and Jones proposed Augusta National would be an appropriate name. Jones also decided in the planning stage that he wanted the renowned Dr. Alister MacKenzie to serve as the course architect since the pair held similar views. Before coming to Augusta, MacKenzie had designed two courses in California, Pasatiempo and Cypress Point. MacKenzie died in January of 1934, two months before the first Tournament. Construction on the new course began in the first half of 1931 and the course opened in December 1932 with a limited amount of member play. Formal opening took place in January 1933.

History of the Masters Tournament

Looking to provide a service to golf by hosting a tournament, Bobby Jones and Clifford Roberts decided to hold an annual event beginning in 1934. The final decision was made at a meeting in New York at the office of member W. Alton Jones. Roberts proposed the event be called the Masters Tournament, but Bobby Jones objected thinking it too presumptuous. The name Augusta National Invitation Tournament was adopted and the title was used for five years until 1939 when Jones relented and the name was officially changed. An early decision was whether Jones would play or serve as an official. Jones preferred not to compete but was persuaded by the Club's members to join the field. In the 12 Tournaments that Jones played, his best finish was 13th in 1934.

Many decisions made in the early days of the Tournament remain today. Among these are the four-day stroke playing of 18 holes each day instead of the then customary 36 holes on the third day, eliminating qualifying rounds, roping the fairways, and denying permission for anyone except the player and caddie to be in the playing area. A complimentary pairings sheet and a spectator booklet were provided, and commercialization in any form of the Tournament was limited.

The first Tournament was held March 22, 1934, and beginning in 1940, the Masters was scheduled each year during the first full week in April. Horton Smith won that first Tournament, and in the fall of 1934 the nines were reversed. In 1935, Gene Sarazen hit "the shot heard 'round the world," scoring a double eagle on the par-5 15th hole, tying Craig Wood and forcing a playoff. Sarazen won the 36-hole playoff the following day by five strokes. In 1942, Byron Nelson defeated Ben Hogan 69-70 in an 18-hole playoff and the Tournament was not played the following three years, 1943, 1944 and 1945, during the war. To assist the war effort, cattle and turkeys were raised on the Augusta National grounds.

The 1950s included two victories by Ben Hogan, and the first of four for Arnold Palmer. Palmer's 1958 win began the tradition of Amen Corner. In 1960, the Par 3 Contest was begun, and in 1965-66, Jack Nicklaus became the first Masters champion to defend his title successfully. During the decade of the 1970s, the two Founders of the Masters Tournament passed away. Both Jones and Roberts left indelible impressions on the Masters and on the world of golf. The following decade Spaniard Seve Ballesteros won twice and Tom Watson captured his second title. In 1986 at age 46, Nicklaus donned his sixth Green Jacket. And in 1997, Tiger Woods broke the Tournament's four-day scoring record that had stood for 32 years. At the 2001 Masters, Woods won his second Masters and fourth consecutive professional major. He would go on to win his third and fourth Green Jacket in 2002 and 2005, respectively. Phil Mickelson collected his third Masters title in 2010 to begin this decade, followed by wins by another left-hander – Bubba Watson – in 2012 and 2014 and the Tournament's first Australian champion, Adam Scott, in 2013. In 2015, in only his second appearance, Jordan Spieth became the first Texan to win the Masters since 1995. His 18-under-par 270 matched Tiger Woods' 72-hole scoring record set in 1997. Sergio Garcia became the third Spaniard to win the Green Jacket in 2017 and set the record for the most starts by a Masters champion before his first victory with 19.

Left to right: Masters champions Horton Smith (1934, 1936), Byron Nelson (1937, 1942), Gene Sarazen (1935), Henry Picard (1938) and Ralph Guldahl (1939)

Significant Dates
Augusta National Golf Club and the Masters Tournament

1931	Purchase of Fruitland Nurseries as site of Augusta National. Dr. Alister MacKenzie retained as golf course architect. Construction begins.
1932	Augusta National opens (December).
1933	Club formal opening (January 12-16).
1934	First Augusta National Invitation Tournament. Horton Smith champion. First radio broadcast.
1935	Golf course nines reversed. Gene Sarazen's double eagle at the par-5 15th ties Craig Wood. Sarazen defeats Wood by five strokes in ensuing 36-hole playoff.
1936	Horton Smith becomes Tournament's first two-time winner.
1937	Members begin to wear Green Jackets. Sam Snead plays in his first of 44 consecutive Tournaments. Byron Nelson scores 2-3 on hole Nos. 12 and 13 to pick up six strokes on Ralph Guldahl and wins the title.
1938	Pine log benches first used for Patron convenience.
1939	Tournament officially named the Masters.
1940	Lloyd Mangrum scores course-record 64 in opening round.
1941	Installation and utilization of underground network of telephone cable for scoring system on course. First radio tower.
1942	Byron Nelson defeats Ben Hogan 69-70 in a playoff. Nelson gains five shots on Hogan in 11 holes during the extra round. Gallery control and roping first used.
1943-44	Club closes during World War II.
1945	Club reopens for play by members.
1946	First post-war Masters played. First photographers tower (at No. 18 green).
1947	Magnolia Lane paved. First field scoreboards erected on the course. Jimmy Demaret captures his second of three Tournaments and becomes first player to break par all four days.
1948	General Dwight D. Eisenhower becomes Club member. Bobby Jones donates golf clubs from Grand Slam year to Augusta National Golf Club.
1949	Ike's Pond built. Green Jacket first awarded (Sam Snead). Spectator Guide published. First fairway roped (No. 11).
1950	Jimmy Demaret becomes the first three-time Masters champion.
1951	Practice of awarding medals to Tournament winners and runner(s)-up adopted. Medals also given to those who finished first or second since the beginning of the Masters.
1952	Masters Club for Tournament champions initiated (Ben Hogan suggests and hosts first dinner). General Eisenhower elected President of the United States.
1953	Eisenhower Cabin built. Press building Quonset hut erected. Ben Hogan wins his second Masters title breaking the Tournament record by five strokes.
1954	Sam Snead defeats Ben Hogan in an 18-hole playoff to win his third Green Jacket. Tradition of giving crystal for the day's low score, eagles and holes-in-one initiated.
1955	All holes serviced by phone for scoring system. Sarazen Bridge dedicated at No. 15 commemorating 20th anniversary of double eagle.
1956	First Masters television broadcast (hole Nos. 15-18). Jack Burke, Jr. makes up eight strokes the final day to edge amateur Ken Venturi.
1957	First cut of the field (40 plus ties).
1958	Par 3 course built. Nelson and Hogan Bridges constructed and dedicated. Arnold Palmer wins his first of four Green Jackets. Herbert Warren Wind first uses the term Amen Corner in written story.
1959	Record Fountain dedicated.
1960	Standards for posting individual scores of participants first used. Over and under scoring method introduced. Telecast interview of champion with Clifford Roberts begun. First Masters film. First Par 3 Contest, Sam Snead winner.
1961	Clubhouse reproduction introduced for permanent Masters Trophy. Gary Player becomes first international golfer to win Tournament.
1962	First observation stand erected. Masters first three-way playoff with Arnold Palmer scoring a second-nine 31 to defeat Gary Player and Dow Finsterwald. Cut changed to low 44 plus ties.

1963	Attendance limitations instituted. Jack Nicklaus wins his first of six Masters crowns. Two-time Masters champion Horton Smith passes away.
1964	Butler Cabin built. Clifford Roberts' 70th birthday party. Arnold Palmer becomes the first four-time Masters champion.
1965	Nelson Bridge rebuilt and extended. Television studio in Butler Cabin for the first time. Jack Nicklaus defeats Arnold Palmer and Gary Player by nine strokes for then largest victory margin in Tournament history. Nicklaus scores 271 for then Tournament record.
1966	Resolution making Robert T. Jones, Jr. President in Perpetuity. Nicklaus becomes the first Masters champion to defend his title successfully. Players within 10 strokes of the lead included in final two rounds. First golf broadcast in color.
1967	First overseas broadcast when BBC televises Masters via satellite.
1968	Charles Bartlett portrait dedicated and hung in Press Building. Roberto De Vicenzo signs an incorrect scorecard showing a 4 on hole No. 17 instead of a birdie 3 and misses a playoff with Bob Goalby. 1941 Masters champion Craig Wood passes away.
1969	President Eisenhower passes away.
1970	Television coverage extended to No. 13. Rear-operated scoreboards introduced.
1971	Robert T. Jones, Jr. passes away at age 69.
1972	Wirephoto service dispatches color photos from the Masters for the first time. Jack Nicklaus joins Arnold Palmer as the only four-time champion. Patron Badge list closed. Waiting list established.
1973	Television coverage extends to 12th hole. First delayed television broadcast to Japan.
1974	Clifford Roberts' 80th birthday party.
1975	Jack Nicklaus becomes the first five-time winner.
1976	Sudden-death playoff format announced. Clifford Roberts introduces William H. Lane as his successor as Tournament Chairman beginning in 1977. Clifford Roberts' *The Story of the Augusta National Golf Club* is published. Raymond Floyd ties then Tournament record with 271. First live broadcast to Japan.
1977	Clifford Roberts passes away at age 83. William H. Lane elected Chairman and Hord W. Hardin elected Vice Chairman of Augusta National Golf Club and the Masters.
1978	Gary Player scores a final-round 64, including birdies on seven of the last 10 holes, to win his third Masters. Par 3 course greens converted to bentgrass. Patron Badge waiting list closed.
1979	First sudden-death playoff in Tournament history when first-time participant Fuzzy Zoeller wins with a birdie on second playoff hole (No. 11). William H. Lane hospitalized. Hord W. Hardin becomes acting Chairman.
1980	Seve Ballesteros wins his first of two titles. Greens changed in the fall from Bermuda to Bentgrass. Hord W. Hardin elected Chairman. William H. Lane passes away at age 56.
1981	Heating and cooling system installed at No. 12 green. First Masters on bentgrass greens.
1982	First and second round television coverage begins. Craig Stadler defeats Dan Pohl in the Tournament's first one-hole playoff.
1983	Players given the option of using their own caddies. Three-time Masters champion Jimmy Demaret passes away.
1984	Ben Crenshaw fires a final-round 68 and wins his first of two Masters titles.
1985	Bernhard Langer becomes the Tournament's third international champion.
1986	At age 46, Jack Nicklaus wins his sixth Green Jacket and becomes the oldest champion in Masters history. Nicklaus scores a final-round 65. Nick Price scores a course-record 63.
1987	Augusta native Larry Mize holes a memorable chip shot to defeat Greg Norman on second playoff hole. 1939 Masters champion Ralph Guldahl passes away.
1988	Sandy Lyle hits a spectacular 7-iron from the fairway bunker and birdies the final hole to win by one.
1989	Nick Faldo wins his first Green Jacket with a 25-foot birdie putt on the second playoff hole to defeat Scott Hoch. 1948 Masters champion Claude Harmon passes away.
1990	Nick Faldo joins Jack Nicklaus as the only player to defend his Masters title successfully. New Press Building opens. Flood destroys No. 11 green and No. 13 members' tee, and damages No. 12 green.
1991	Jackson T. Stephens elected Chairman. Hord W. Hardin named Chairman Emeritus.
1992	Fred Couples wins and Raymond Floyd sets the Tournament record for the oldest runner-up (49). Jeff Sluman scores the only ace at No. 4.
1993	Bernhard Langer wins his second Masters title and becomes the 12th golfer with multiple Masters victories.

1994	Jose Maria Olazabal wins his first of two Masters Tournaments. Jeff Maggert's double eagle at No. 13 is only the third double eagle in Masters history, the first in 27 years.
1995	Practice Round tickets limited and sold in advance. Plaque commemorating Arnold Palmer's achievements at the Masters placed on new fountain at No. 16.
1996	Greg Norman ties course record with opening-round 63. Nick Faldo rallies from six shots back the final day to win his third Green Jacket by five strokes. Masters Internet site launched. Hord W. Hardin passes away at age 84.
1997	Tiger Woods becomes Tournament's youngest winner and sets records for lowest 72-hole total and widest victory margin. Former champions Henry Picard and Ben Hogan pass away.
1998	Mark O'Meara birdies hole Nos. 17 and 18 to win Masters Tournament. Plaque commemorating Jack Nicklaus' achievements at the Masters placed on new fountain between hole Nos. 16 and 17. William W. Johnson elected Chairman. Jackson T. Stephens named Chairman Emeritus. 1955 Masters champion Cary Middlecoff passes away.
1999	Qualifications for invitation to Masters Tournament changed. Second cut of fairway increased on golf course. 1935 Masters champion Gene Sarazen passes away. Jose Maria Olazabal becomes Masters' 14th multiple winner.
2000	Patron badge waiting list reopened then closes. Masters becomes first golf tournament presented live in HDTV on network television.
2001	Tiger Woods wins by two strokes to capture his fourth consecutive professional major golf tournament. 1959 Masters champion Art Wall passes away.
2002	Tiger Woods becomes the third player to capture consecutive Masters titles. Nine holes changed on golf course. 18-hole coverage on Sunday initiated. Sam Snead serves as Honorary Starter, then passes away one month later.
2003	Mike Weir becomes the first Canadian to win one of golf's major tournaments and the first left-hander to win the Masters. In the 12th playoff in Masters history, Weir wins with a bogey on the first playoff hole (No. 10). 1946 Masters champion Herman Keiser passes away.
2004	Phil Mickelson birdies the last hole to win his first major, making him the fourth champion to win with a birdie on the final hole. Arnold Palmer plays in his 50th consecutive and final competitive Masters Tournament.
2005	Tiger Woods birdies the first hole in the 13th Masters playoff to defeat Chris DiMarco. His victory makes him the third champion to win at least four Tournaments. Chairman Emeritus Jack Stephens passes away at age 81. 1969 Masters champion George Archer passes away.
2006	Phil Mickelson wins his second Masters title. Six holes changed on the golf course. Billy Payne elected Chairman. Hootie Johnson named Chairman Emeritus. Two-time Masters champion Byron Nelson passes away.
2007	Four-time Masters champion Arnold Palmer serves as the Tournament's seventh Honorary Starter. Zach Johnson wins the Masters with the four-day total of 289, equaling the highest winning score in Tournament history. Masters Major Achievement Award initiated for media members covering 40 or more Masters. 1967 Masters champion Gay Brewer passes away.
2008	Gary Player breaks the tie with Arnold Palmer by competing in his 51st consecutive Masters. Golf Goes Worldwide initiative announced, which includes televising the Par 3 Contest and the beginning of the Junior Pass Program. After shooting three rounds in the 60s, Trevor Immelman finishes with a 75, matching the highest winning fourth-round score at the Masters.
2009	Argentinean Angel Cabrera becomes the Masters' first South American champion by defeating Kenny Perry and Chad Campbell in the Tournament's first three-man playoff since 1987. Gary Player competes in his record 52nd and final Masters Tournament.
2010	Phil Mickelson becomes the eighth player to win the Masters three times. Jack Nicklaus joins Arnold Palmer as an Honorary Starter. The Masters is produced and distributed live in 3D on television and the Internet, the first for any major sporting event. New Tournament Practice Range is used for the first time.
2011	South African Charl Schwartzel, in only his second Tournament appearance, birdies the final four holes en route to victory. Japan's Hideki Matsuyama becomes the first Asia-Pacific Amateur Champion to make the cut and earn Low Amateur honors. Two-time Masters champion Seve Ballesteros passes away.
2012	Bubba Watson wins in a sudden-death playoff after finishing 72 holes tied with South African Louis Oosthuizen, who earlier in the final round recorded a double-eagle on the par-5 second hole. Watson's high, hooking wedge from the trees right of the No. 10 fairway allows him to make par and win on the second playoff hole. Gary Player joins Jack Nicklaus and Arnold Palmer as an Honorary Starter.

2013	Adam Scott becomes the first Australian to win the Masters, defeating Angel Cabrera in a two-hole playoff. Fourteen-year-old Tianlang Guan, winner of the 2012 Asia-Pacific Amateur Championship, becomes the youngest player ever to compete in and make the cut at the Masters and win Low Amateur. Drive, Chip and Putt, a youth skills competition conducted in coordination with the Masters Tournament, USGA and PGA of America, is announced.
2014	Bubba Watson wins his second Masters in three years as he becomes the 17th player to win the Tournament multiple times and the first winner out of the final pairing since 2010. Eight champions are crowned at the inaugural Drive, Chip and Putt National Finals.
2015	At 21 years old, Jordan Spieth sets the mark for the most birdies in a single Tournament with 28. His 18-under-par 270 matches Tiger Woods' 72-hole scoring record set in 1997. 1970 Masters champion Billy Casper passes away.
2016	Finishing with a bogey-free 67, Danny Willett becomes the first Englishman to wear the Green Jacket since Nick Faldo's third victory in 1996. Four-time Masters champion Arnold Palmer passes away.
2017	Sergio Garcia of Spain sets the record for most starts by a Masters champion before his first victory with 19. Chairman Emeritus Hootie Johnson passes away at age 86. Fred S. Ridley elected Chairman. Billy Payne named Chairman Emeritus.
2018	After firing three rounds in the 60s, Patrick Reed maintained his lead on a star-studded leader board to claim his first Green Jacket and major championship victory with a 15-under 273. Chairman Fred Ridley announces the creation of the Augusta National Women's Amateur. 1957 Masters champion Doug Ford passes away.

GOLF COURSE

Hole 16 - Redbud

MASTERS QUOTES

"The prestige one gets from winning the Masters Tournament is very great and I will not be satisfied until I win it again. As for the beauty, the course stands far superior to anything I have ever played."

— Byron Nelson, 1937

MASTERS

PRESENTED BY

AUGUSTA NATIONAL GOLF CLUB

AUGUSTA, GEORGIA
APRIL 8 - 14, 2019

PAR & YARDAGE

HOLE	PAR	YARDAGE	HOLE NAME
1	4	445	Tea Olive
2	5	575	Pink Dogwood
3	4	350	Flowering Peach
4	3	240	Flowering Crab Apple
5	4	495	Magnolia
6	3	180	Juniper
7	4	450	Pampas
8	5	570	Yellow Jasmine
9	4	460	Carolina Cherry
	36	3,765	
10	4	495	Camellia
11	4	505	White Dogwood
12	3	155	Golden Bell
13	5	510	Azalea
14	4	440	Chinese Fir
15	5	530	Firethorn
16	3	170	Redbud
17	4	440	Nandina
18	4	465	Holly
	36	3,710	
	72	7,475	

ALL-TIME CUMULATIVE STATISTICS
(1942-2018)

Hole	Yards	Par	Average	Rank	Low Year	High Year
1	445	4	4.24	6	4.0082 (1974)	4.4744 (2007)
2	575	5	4.79	16	4.6184 (2015)	4.9964 (1957)
3	350	4	4.08	14	3.8851 (2011)	4.2674 (1989)
4	240	3	3.29	3	3.1227 (2001)	3.4969 (1956)
5	495	4	4.26	5	4.0614 (2001)	4.4750 (1956)
6	180	3	3.14	13	2.9836 (1974)	3.2687 (1946)
7	450	4	4.15	10	3.9856 (2001)	4.4023 (1972)
8	570	5	4.83	15	4.6352 (1974)	4.9906 (1956)
9	460	4	4.14	12	4.0171 (2017)	4.4007 (1955)
	3,765	**36**	**36.92**		**36.000 (1992)**	**38.353 (1956)**
10	495	4	4.31	1	4.0821 (2018)	4.6906 (1956)
11	505	4	4.30	2	4.0606 (1995)	4.6438 (1956)
12	155	3	3.28	4	3.0302 (2002)	3.5556 (1966)
13	510	5	4.78	17	4.5461 (2015)	5.0420 (1976)
14	440	4	4.17	8	3.9358 (2011)	4.4133 (1949)
15	530	5	4.78	18	4.5053 (1991)	5.0974 (1998)
16	170	3	3.15	11	2.9595 (2014)	3.4221 (1950)
17	440	4	4.16	9	3.9485 (1996)	4.3480 (1951)
18	465	4	4.23	7	4.0144 (2001)	4.4613 (1954)
	3,710	**36**	**37.16**		**35.907 (1992)**	**38.828 (1956)**
	7,475	**72**	**74.08**		**71.907 (1992)**	**77.181 (1956)**

MASTERS FACTS

Hole No. 10 has historically ranked as the course's most challenging hole.

MASTERS QUOTES

"I shall never forget my first visit to the property which is now Augusta National. The long lane of magnolias through which we approached was beautiful. The old manor house with its cupola and walls of masonry two feet thick was charming. The rare trees and shrubs of the old nursery were enchanting. But when I walked out on the grass terrace under the big trees behind the house and looked down over the property, the experience was unforgettable. It seemed that this land had been lying here for years just waiting for someone to lay a golf course upon it."

— Bobby Jones from *Golf Is My Game*

HOLE-BY-HOLE DESCRIPTIONS

Holes Ranked from 1 (Most Difficult) to 18 (Least Difficult), Cumulative Scoring Average 1942-2018

HOLE NO. 1
Tea Olive
Par 4, 445 Yards

	Average	
2018:	4.28	(3)
Cumulative:	4.24	(6)
Low (Year):	4.008	(1974)
High (Year):	4.474	(2007)

Description

A slight dogleg right that requires a precise second shot to an undulating green. A poorly struck approach shot may result in a difficult two putt. Drives to the left may catch the trees and the hole plays uphill.

HOLE NO. 2
Pink Dogwood
Par 5, 575 Yards

	Average	
2018:	4.81	(15)
Cumulative:	4.79	(16)
Low (Year):	4.618	(2015)
High (Year):	4.996	(1957)

Description

A dogleg left which may be reachable in two. Large, deep greenside bunkers require special attention on the second shot.

HOLE NO. 3
Flowering Peach
Par 4, 350 Yards

	Average	
2018:	3.93	(14)
Cumulative:	4.08	(14)
Low (Year):	3.885	(2011)
High (Year):	4.267	(1989)

Description

A classic par 4. Golfers attempt to hit short of the four fairway bunkers resulting in a full club to the green where it is better to be long than short. Green slopes right to left with a thin neck on the left side guarded by a bunker.

HOLE-BY-HOLE DESCRIPTIONS

Holes Ranked from 1 (Most Difficult) to 18 (Least Difficult), Cumulative Scoring Average 1942-2018

HOLE NO. 4
Flowering Crab Apple
Par 3, 240 Yards

	Average	
2018:	3.32	(2)
Cumulative:	3.29	(3)
Low (Year):	3.123	(2001)
High (Year):	3.497	(1956)

Description

A long par 3 requiring a long iron, and is often made difficult by deceptive wind. Two greenside bunkers, front right and along the left side, guard this green which slopes to the front.

HOLE NO. 5
Magnolia
Par 4, 495 Yards

	Average	
2018:	4.16	(6)
Cumulative:	4.26	(5)
Low (Year):	4.061	(2001)
High (Year):	4.475	(1956)

Description

An uphill, dogleg left hole with a sloping green. The fairway bunkers are positioned to demand accuracy off the tee. It is a 313-yard carry over the bunkers. The green slopes down to the front and a back bunker catches balls hit too long.

HOLE NO. 6
Juniper
Par 3, 180 Yards

	Average	
2018:	3.13	(8)
Cumulative:	3.14	(13)
Low (Year):	2.984	(1974)
High (Year):	3.269	(1946)

Description

An elevated tee and large target are characteristics of this par 3. A significant difference in elevation from front to back makes the hole location very important.

HOLE-BY-HOLE DESCRIPTIONS

Holes Ranked from 1 (Most Difficult) to 18 (Least Difficult), Cumulative Scoring Average 1942-2018

HOLE NO. 7
Pampas
Par 4, 450 Yards

	Average	
2018:	4.21	(4)
Cumulative:	4.15	(10)
Low (Year):	3.986	(2001)
High (Year):	4.402	(1972)

Description

The drive on this tight hole is often played to the left-center of the fairway setting up a second shot from a level lie. From there a short-to mid-iron may be played, but it is important to avoid the three bunkers in front of the green and the two behind.

HOLE NO. 8
Yellow Jasmine
Par 5, 570 Yards

	Average	
2018:	4.72	(16)
Cumulative:	4.83	(15)
Low (Year):	4.635	(1974)
High (Year):	4.991	(1956)

Description

An accurate drive is needed to avoid the fairway bunker on the right side. This uphill hole features trouble left of the green. Bruce Devlin scored the second double eagle in Masters history here in 1967.

HOLE NO. 9
Carolina Cherry
Par 4, 460 Yards

	Average	
2018:	4.14	(7)
Cumulative:	4.14	(12)
Low (Year):	4.017	(2017)
High (Year):	4.401	(1955)

Description

Best known for its green that slopes from back to front. The tee shot is often hit down the right side hoping to take away the two greenside bunkers on the left on the second shot to the green.

HOLE-BY-HOLE DESCRIPTIONS

Holes Ranked from 1 (Most Difficult) to 18 (Least Difficult), Cumulative Scoring Average 1942-2018

HOLE NO. 10
Camellia
Par 4, 495 Yards

	Average	
2018:	4.08	(11)
Cumulative:	4.31	(1)
Low (Year):	4.082	(2018)
High (Year):	4.691	(1956)

Description

A long par 4, this hole plays downhill. Players will try to drive the ball to left or center of the fairway, hitting a second shot into a green that slopes right to left. Prior to 1935 this was the first hole at Augusta National and traditionally it is the most difficult hole on the course.

HOLE NO. 11
White Dogwood
Par 4, 505 Yards

	Average	
2018:	4.40	(1)
Cumulative:	4.30	(2)
Low (Year):	4.061	(1995)
High (Year):	4.644	(1956)

Description

At this hole begins Amen Corner, and wind is often a factor. The tee shot plays downhill and left to right. A pond guards the green to the left and a bunker is strategically placed right center. This hole may best be remembered for Larry Mize's incredible chip shot in the 1987 playoff.

HOLE NO. 12
Golden Bell
Par 3, 155 Yards

	Average	
2018:	3.11	(9)
Cumulative:	3.28	(4)
Low (Year):	3.030	(2002)
High (Year):	3.556	(1966)

Description

One of the most famous holes, this is the shortest par 3 on the course. With swirling winds, club selection can range from 6- to 9-iron. Rae's Creek in front, and three bunkers, one in front and two in the rear, make it a necessity to land on the putting surface. The Ben Hogan Bridge allows golfers to cross the creek.

HOLE-BY-HOLE DESCRIPTIONS

Holes Ranked from 1 (Most Difficult) to 18 (Least Difficult), Cumulative Scoring Average 1942-2018

HOLE NO. 13
Azalea
Par 5, 510 Yards

	Average	
2018:	4.61	(18)
Cumulative:	4.78	(17)
Low (Year):	4.546	(2015)
High (Year):	5.042	(1976)

Description

An accurate tee shot to the center of the fairway will allow a player to go for the green in two if he desires. A tributary to Rae's Creek winds in front of the green, and behind the putting surface are four bunkers. The Byron Nelson Bridge is located at this tee. From tee to green there are approximately 1,600 azaleas.

HOLE NO. 14
Chinese Fir
Par 4, 440 Yards

	Average	
2018:	4.06	(12)
Cumulative:	4.17	(8)
Low (Year):	3.936	(2011)
High (Year):	4.413	(1949)

Description

The only hole on the course without a bunker, this hole features a green with significant contours that terraces down sharply left to right. Following a well-placed drive, the second shot in will usually be a middle-iron.



HOLE NO. 15
Firethorn
Par 5, 530 Yards

	Average	
2018:	4.68	(17)
Cumulative:	4.78	(18)
Low (Year):	4.505	(1991)
High (Year):	5.097	(1998)

Description

A reachable par 5 when winds are favorable, many golfers will attempt to reach the green in two. A well hit second shot must be made over the pond and away from the bunker that guards the green on the right. Gene Sarazen hit "the shot heard 'round the world" when he scored a double eagle here in 1935.

HOLE-BY-HOLE DESCRIPTIONS

Holes Ranked from 1 (Most Difficult) to 18 (Least Difficult), Cumulative Scoring Average 1942-2018

HOLE NO. 16
Redbud
Par 3, 170 Yards

	Average	
2018:	3.03	(13)
Cumulative:	3.15	(11)
Low (Year):	2.960	(2014)
High (Year):	3.422	(1950)

Description

The hole is played entirely over water, and the green is secured by three bunkers. With the green significantly sloping from right to left, an exacting tee shot is required to have a reasonable birdie opportunity.

HOLE NO. 17
Nandina
Par 4, 440 Yards

	Average	
2018:	4.17	(5)
Cumulative:	4.16	(9)
Low (Year):	3.949	(1996)
High (Year):	4.348	(1951)

Description

This par 4 requires a drive near the crest of the hill to see a green guarded by two bunkers. The Eisenhower Tree once stood left center of the fairway, but was removed after an ice storm in 2014.

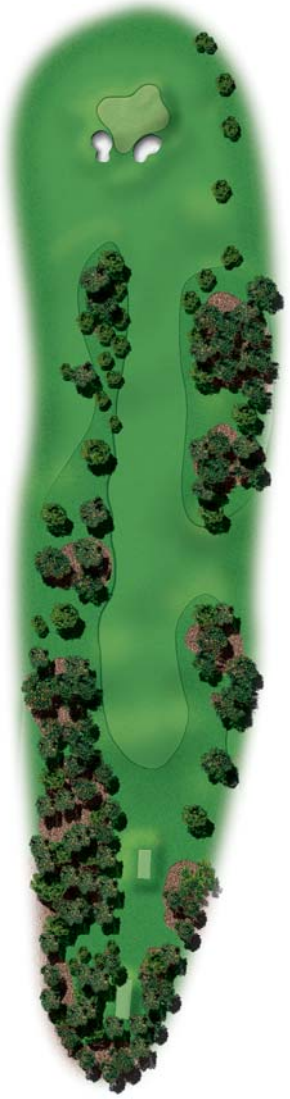

HOLE NO. 18
Holly
Par 4, 465 Yards

	Average	
2018:	4.10	(10)
Cumulative:	4.23	(7)
Low (Year):	4.014	(2001)
High (Year):	4.461	(1954)

Description

One of the most famous finishing holes in golf, this uphill dogleg right is protected off the tee by two bunkers at the left elbow. A drive hit down the center of the fairway will often require a middle iron for an uphill second shot, to a green guarded by two bunkers.

Naming of the Holes

Site of the former Fruitland Nurseries, Augusta National abounds in the natural beauty of its trees and shrubs. It was Louis Alphonse Berckmans, son of P.J.A. Berckmans, who, along with Bobby Jones and Clifford Roberts, adorned each hole with the plant for which it was named.

At age 74, Louis returned to Augusta to help rehabilitate the trees and shrubs on the golf course. He was made a member of the Club and in approximately 1932, as a member of the Beautification Committee, decided where to locate the 18 varieties. Some were already in their proper location, but plants for the majority of the holes had to be planted.

It is estimated that since the course was built, more than 80,000 plants of over 350 varieties have been added to the Augusta National landscape.

Significant Golf Course Activities

(Tournament year unless noted)

1931 Purchase of Fruitland Nurseries as site of Augusta National Golf Club. Dr. Alister MacKenzie retained as golf course architect to co-design with Robert T. Jones, Jr. Augusta National Golf Club construction began.

1932 Augusta National Golf Club opens (December).

1933 Club formal opening (January 12-16).

1935 Golf Course nines reversed.

1949 Ike's Pond built.

1955 Gene Sarazen Bridge dedicated at No. 15.

1958 Par 3 course built. Ben Hogan (No. 12) and Byron Nelson (No. 13) Bridges dedicated.

1975 Introduction of Feldspar sand in bunkers.

1978 Par 3 course converted to bentgrass greens.

1981 Greens converted to bentgrass. Heating and cooling system installed under No. 12 green.

1990 Rebuilding program after flood destroyed No. 11 green and No. 13 members' tee, and damaged No. 12 green.

1992 New chipping practice green (east range) constructed.

1999 Second cut (1 3/8 inch) of fairway increased.

2002 Redesigned and lengthened Masters tees on nine holes; several other fairway and bunker changes. Course yardage increased to 7,270.

2006 Redesigned and lengthened Masters tees on six holes.

2010 Tournament Practice Area opened.

2014 Due to historic ice storm, the Eisenhower Tree on the 17th hole was removed due to irreparable damage.

The Tournament Practice Area opened in 2010.

Significant Hole Changes

No. 1

1951 Bunker added at front left of green. Underground piping of creek in front of tee.
1972 Masters tees relocated to the right.
1980 Masters tees lengthened.
2002 Masters tees moved back 20-25 yards. Fairway bunker reshaped and extended 10-15 yards towards the green. Portion of fairway landing area regraded.
2006 Masters tees moved back 15-20 yards. Trees added to the left side of the fairway.
2008 Ten yards added to the front of the Masters tees. Back of tees reduced to ease patron movement.
2009 Back of tee reduced seven yards. Tee marker relocated and Masters scorecard changed to 445.
2010 Practice putting green behind first tee reduced by 20 percent to improve patron flow.

No. 2

1946 Second bunker added to front of green.
1953 Green extended to the left.
1966 Right bunker at green reduced. Fairway bunker on left moved to the right in landing area.
1977 Masters tees rebuilt and moved approximately 20-25 feet to right adding 15 yards to the back of the tee. Bunker enlarged 12-15 feet on left side.
1996 Spectator mound moved back from rear of No. 2 green.
1999 Masters tees moved back 20-25 yards. Fairway bunker shifted to the right.
2010 Front of green widened approximately eight feet.

No. 3

1953 Masters tees shifted to right.
1982 New fairway bunker complex constructed.

No. 4

1964 Masters tees relocated to right and rear.
2006 Masters tees moved back 30-35 yards.

No. 5

1953 Masters tees extended forward 10 yards.
1956 Mound built at left of green.
1964 Fairway mounds added to right front of green.
1967 Mound at left of green enlarged.
1972 Apron of green extended.
2003 Masters tees moved back. Fairway bunkers extended approximately 80 yards towards the green. Fairway and bunkers shifted to the right increasing the dogleg. With the extended dogleg and movement of the tee, the hole was re-measured to 455 yards.
2010 Seven yards added to the front of the Masters tees without necessitating a change in length to the hole.
2018 Masters tees moved back 40 yards.

No. 6

1959 Pond filled in at front of green.
1975 Masters tees rebuilt and widened.
2012 Masters and Members tees connected to form a single teeing ground.

No. 7

1938 Green relocated and bunkers added.
1951 Masters tees extended forward. Green elevated. Bunkers added.
2002 Masters tees moved back 40-45 yards. Portion of fairway landing area regraded.
2006 Masters tees moved back 35-40 yards. Green re-grassed to create possible right-rear pin position. Trees added to the right and left side of the fairway.
2008 Six feet added to the left of the green. Left-rear bunker moved back.
2009 An additional 10 yards was added to the front of the Masters tees without necessitating a change in length to the hole.

No. 8

1956 Green redesigned.
1957 Fairway bunker relocated to the right.
1964 Masters tees relocated to right and rear.
1979 Green restored to its original design.
2002 Masters tees moved back 15-20 yards and shifted to golfer's right 10 yards. Reshaped and nearly doubled the size of the fairway bunker.

No. 9

1958 Mounding at right and rear of green built.
1972 Mound left of green enlarged.
1973 Tees split, relocating Masters tees 26 yards to right and rear.
2002 Masters tees moved back 25-30 yards.
2008 Right hole location softened on first and middle plateau.

No. 10

1937 Green relocated from fairway bottom to current location.
1968 Bunker to right of green enlarged. Pothole bunker right of green removed.
1972 Tees split and shifted left 10 yards.
2002 Masters tees moved back 5-10 yards and moved to the golfer's left five yards.
2011 Fairway landing zone sand capped.

No. 11

1950 Masters tees relocated. Pond left of green built. Green reshaped.
1953 Two small bunkers added at rear of green.
1990 Green rebuilt due to flood damage.
1999 Green, pond and bunker complex adjusted.
2002 Masters tees moved back 30-35 yards and moved five yards to golfer's right. Portion of fairway landing area regraded.
2004 Pine trees (36) added to the right of the fairway.
2006 Masters tees moved back 10-15 yards. Trees added to the right side of the fairway and fairway shifted to the left.
2008 Several trees removed on right side of fairway and fairway widened.

No. 12

1951 Green extended to right by 18 feet.
1958 Ben Hogan Bridge dedicated.
1960 Green raised.
1965 Tees revised to split level, side-by-side.

No. 13

1954 Contours of green changed and bunker re-arranged.
1958 Byron Nelson Bridge dedicated.
1967 Masters tees extended forward five yards.
1974 Masters tees extended to rear five yards.
1975 Masters tees extended to rear seven yards. Green rebuilt and re-contoured.
1988 Swales to left and rear of green moderated.
1994 First permanent air system installed at green.
1995 Creek in front of green modified.
2002 Masters tees moved back 20-25 yards.
2010 Seven yards added to the front of the Masters tees without necessitating a change in length to the hole.

No. 14

1952 Bunker at right of fairway in landing area removed.
1972 Masters tees relocated to left and reshaped. Apron on green extended.
1974 Tees split.
1987 Green modified to provide for back left hole location.
2002 Masters tees moved back 30-35 yards.

No. 15

1955 Gene Sarazen Bridge dedicated.
1957 Bunker added to front right of green.
1961 Pond in front of green enlarged.
1963 Mound at rear of green removed and mound on right extended.
1964 Bunker at right of green enlarged.
1969 Tees split, moving Masters tees to rear and right. Mounds added in fairway on right side.
1999 Fairway mounds reduced, and pine trees added to right and left.
2006 Masters tees moved back 25-30 yards and shifted approximately 20 yards to the golfer's left.
2009 Eight-nine yards added to front of the Masters tees. No change to yardage.

No. 16

1946 New green constructed.
1947 Stream transformed into a pond. Green shifted to right. Masters tees moved left.
1961 Masters tees extended and relocated to the left.
1966 Neck of pond and left rear of green filled in.
1973 Left section of pond filled in.

No. 17

1951 Ditch in front of tees removed and filled. Masters tees extended forward 10 yards.
1972 Tees separated, moving Masters tees back 10 yards.
1999 Masters tees moved back approximately 25 yards.
2006 Masters tees moved back 10-15 yards.
2014 Eisenhower Tree removed following historic ice storm.

No. 18

1958 Mounding at left of green built.
1967 Double bunker constructed on left in fairway landing area.
2002 Masters tees moved back 55-60 yards and moved to the golfer's right five yards. Bunker complex adjusted, making bunkers approximately 10 percent larger. Trees added left of fairway bunkers.

Amen Corner

The name Amen Corner refers to hole Nos. 11, 12 and 13. Amen Corner was first coined more than 50 years ago by Herbert Warren Wind in the April 21, 1958 edition of Sports Illustrated. He wrote that it was composed of the second half of hole No. 11, hole No. 12, and the first half of hole No. 13. Wind was searching for an appropriate name for the location where the critical action had taken place that year.

Saturday evening in 1958, heavy rains soaked the course. For Sunday's round, a local rule was adopted allowing a player whose ball was embedded to lift and drop it without penalty. Sunday on No. 12, Arnold Palmer hit his ball over the green and the ball embedded in the steep bank behind it.

Being uncertain about the applicability of the local rule, the official on the hole and Palmer agreed that the ball should be played as it lay and that Palmer could play a second ball which he dropped. Palmer holed out for a 5 with the original ball and a 3 with the second ball. The committee was asked to decide if the local rule was applicable and if so, which score would count.

At No. 13, still unsure of what his score was at 12, Palmer sank an 18-foot putt for eagle 3. When he was playing No. 15, Palmer was told his drop at 12 was proper and that his score on the hole was 3, leading to his first major victory.

Amen Corner is widely celebrated because of the imposing shots these three holes present, such as those into the 11th (foreground) and 12th greens.

Rae's Creek

Named after John Rae, who died in 1789, Rae's Creek flows at the back of No. 11 green and runs in front of No. 12 green and No. 13 tee. It was Rae's house that was the farthest fortress up the Savannah River from Fort Augusta. The house kept residents safe during Indian attacks when the fort was out of reach.

Ornamentals

"The big oak tree" on the golf course side of the Clubhouse is a live oak, *Quercus virginiana*. It was planted when the building was completed in the late 1850's, making the tree approximately 150-160 years old. Several other live oaks were planted on the grounds about the same time. The "big oak" is one of the favorite gathering places during the Masters Tournament.

The privet hedge at the Club was developed from plants imported from France by the Berckmans. There are thousands of miles of privet hedge in the South which were propagated from this original source.

The wisteria vine, *Wisteria sinensis*, most noticeable on the *Aphananthe aspera* tree next to the Clubhouse, is reported to be one of the first wisteria to be established in the US. It is also believed to be the largest vine of its kind in the country.

The most abundant tree at Augusta National is the pine. The predominant specie is the Loblolly Pine, *Pinus taeda*, with a scattering of Shortleaf Pine, *Pinus echinata*, and Slash Pines, *Pinus elliottii*. There are also several Longleaf Pines, *Pinus palustris*, and Eastern White Pines, *Pinus strobus*, found on the property. Many of the pines found in the original forested part of the course are over 150 years old (e.g., hole No. 10), while many others were planted when the course was built (e.g., hole No. 3). Azaleas and dogwoods are also in abundance. There are over 30 varieties of azaleas, several strains of dogwood and dozens of varieties of ornamental shrubs on the grounds.

Surprisingly, there are a few palm trees on the course. At one point during the course's early years, hole No. 4 was called the Palm Hole.

Eisenhower Tree

Once located at hole No. 17, the Eisenhower Tree stood approximately 210 yards from the Masters tee and left-center of the fairway. The tree was removed in February 2014 following an historic ice storm that damaged most of the tree's major branches. The loblolly pine was approximately 65 feet high and approximately 100 years old. The former President of the United States and Club member hit into the tree so often he campaigned to have it removed. At a Club's governors meeting in 1956, Eisenhower proposed cutting the tree down. Clifford Roberts promptly ruled him out of order and adjourned the meeting. The pine was immediately linked to Eisenhower.

MASTERS TOURNAMENT



1949 Masters champion Sam Snead in the first Green Jacket ever awarded to a Masters champion.

MASTERS QUOTES

"I hope I'll never get too old to want to take part in this event, and I don't think that I will ever age that much."

— Sam Snead,
three-time Masters champion

Schedule of Events

All times Eastern Daylight Time

Wednesday, April 3 – Thursday, April 4 Augusta National Women's Amateur First and Second Competitive Rounds	**Gates open 8:00 a.m.** **at Champions Retreat** Close 30 minutes after play
Saturday, April 6 Augusta National Women's Amateur Final Competitive Round	**Gates open 7:00 a.m.** Close 30 minutes after Presentation Ceremony
Sunday, April 7 Drive, Chip and Putt National Finals	**Gates open 7:00 a.m.** Close approximately 2:00 p.m.
Monday, April 8 – Tuesday, April 9 Practice Rounds	**Gates open 8:00 a.m.** Close approximately 6:30 p.m.
Wednesday, April 10 Practice Round Par 3 Contest	**Gates open 8:00 a.m.** Close approximately 6:30 p.m. 12:00 p.m. Par 3 course
Thursday, April 11 – Saturday, April 13 Competitive Rounds	**Gates open 8:00 a.m.** Close 30 minutes after play
Sunday, April 14 Final Competitive Round	**Gates open 8:00 a.m.** Close 30 minutes after Presentation Ceremony

Television Schedule

Saturday, April 6	
12:00 – 3:00 p.m.	Augusta National Women's Amateur Final Round, NBC Sports
Sunday, April 7	
8:00 a.m. – 1:00 p.m.	Drive, Chip and Putt National Finals, Golf Channel
Wednesday, April 10	
3:00 – 5:00 p.m.	Par 3 Contest, ESPN
Thursday, April 11	
3:00 – 7:30 p.m.	Live coverage, ESPN
8:00 – 11:00 p.m.	Replay first day, ESPN
11:30 – 11:45 p.m.	Highlights show, CBS
Friday, April 12	
3:00 – 7:30 p.m.	Live coverage, ESPN
8:00 – 11:00 p.m.	Replay second day, ESPN
11:30 – 11:45 p.m.	Highlights show, CBS
Saturday, April 13	
3:00 – 7:00 p.m.	Live coverage, CBS
Sunday, April 14	
2:00 – 7:00 p.m.	Live coverage, CBS

It is expected that the Masters will be telecast live or delayed in more than 200 countries. Additionally, the Armed Forces Radio and Television Service will be broadcasting the event to U.S. bases throughout the world.

Masters Digital

Masters.com is the complete online source for all Tournament coverage, including real-time Tournament scores, news, statistics, player information and several live HD-quality video channels. Download the official Masters app and follow @TheMasters across the major social media sites.

2019 Masters Qualifications

1. Masters Tournament Champions (Lifetime)
2. US Open Champions (Honorary, non-competing after five years)
3. British Open Champions (Honorary, non-competing after five years)
4. PGA Champions (Honorary, non-competing after five years)
5. Winners of The Players Championship (Three years)
6. Current Olympic Gold Medalist (One year)
7. Current US Amateur Champion (7-A) (Honorary, non-competing after one year); Runner-up (7-B) to the current US Amateur Champion
8. Current British Amateur Champion (Honorary, non-competing after one year)
9. Current Asia-Pacific Amateur Champion
10. Current Latin America Amateur Champion
11. Current US Mid-Amateur Champion
12. The first 12 players, including ties, in the previous year's Masters Tournament
13. The first four players, including ties, in the previous year's US Open
14. The first four players, including ties, in the previous year's British Open
15. The first four players, including ties, in the previous year's PGA Championship
16. Individual winners of PGA Tour events that award a full-point allocation for the season-ending Tour Championship, from previous Masters to current Masters
17. Those qualifying for the previous year's season-ending Tour Championship
18. The 50 leaders on the Final Official World Golf Ranking for the previous calendar year
19. The 50 leaders on the Official World Golf Ranking published during the week prior to the current Masters Tournament

The Masters Committee, at its discretion, also invites international players not otherwise qualified.

The Tournament

The Masters is strictly an invitation Tournament that is sponsored by a private organization. The qualification regulations are the principal means of determining the player invitation list, but such eligibility under these regulations does not oblige the Tournament Committee to issue an invitation, nor does failure to invite imply unfitness of any kind.

The player field being small, many Tournament formalities and regulations are eliminated. The first consideration is to provide a first class golf course in as beautiful and nearly perfect condition as effort can make it; and, secondly, to show our player guests every possible courtesy.

The chief objective of the Masters is to stage a golf show that is enjoyable to all – our members, patrons and player guests, and to interested golfers generally. We would also like, if we can, to contribute something to the advancement of the game.

Cut

Instituted in 1957. Beginning in 2013, the low 50 and ties and those within 10 strokes of the leader qualified for the final 36 holes. From 1957-1961, it was low 40 and ties. From 1962-2012, it was low 44 and those within 10 strokes of the leader.

Playoff

If there is a tie after 72 holes of play, a sudden-death playoff will commence at hole No. 18. Hole Nos. 18 and 10 will be played alternately until a champion is decided.

Grow the Game Initiatives

In 2007, then-Masters Chairman Billy Payne announced a new international initiative to utilize the Masters brand to further promote the game of golf. The multi-year, multi-faceted program began in 2008 with the introduction of the Junior Pass program, the first-ever Par 3 Contest telecast and new contemporary features on emerging Masters digital platforms.

In 2009, the Asia Pacific Golf Confederation, the Masters Tournament and The R&A announced the creation of the Asia-Pacific Amateur Championship to help promote the game of golf in this region. Beginning in 2010, an automatic invitation to the Masters was extended to the winner of the event.

In 2013, the Masters Tournament, USGA and the PGA of America, announced the formation of Drive, Chip and Putt – a free, nationwide junior golf development competition aimed at growing the game by focusing on the three fundamental skills employed in golf. By tapping the creative and competitive spirit of girls and boys ages 7-15, Drive, Chip and Putt provides aspiring junior golfers an opportunity to play with their peers in qualifiers around the country. Participants who advance through local, subregional and regional qualifying in each age/gender category earn a place in the National Finals, which is conducted at Augusta National Golf Club the Sunday before the Masters Tournament and is broadcast live by Golf Channel.

In 2014, the Masters Tournament, The R&A and the USGA announced the formation of the Latin America Amateur Championship in an effort to further develop amateur golf throughout this region, and specifically in South America, Central America, Mexico and the Caribbean.

This Championship follows a model established by the Masters and The R&A at the Asia-Pacific Amateur Championship for the purpose of advancing the sport in that part of the world and creating heroes other aspiring golfers would emulate. Beginning in 2015, an automatic invitation to the Masters was extended to the winner of the Latin America Amateur Championship.

During his annual press conference at the 2018 Masters, Chairman Fred Ridley announced the creation of the Augusta National Women's Amateur, set to commence the week prior to the 2019 Masters. The event was established to inspire greater interest and participation in the women's game by creating a new, exciting and rewarding pathway for these players to fulfill their dreams. An international field of 72 women amateurs will compete over 54 holes of stroke play, with the first two rounds taking place at Champions Retreat in Augusta, Ga. A cut after 36 holes determines the leading 30 players who advance to the final round at Augusta National Golf Club, which will be broadcast live on NBC.

Green Jacket

The Augusta National member's green coat began in 1937. Jackets were purchased from the Brooks Uniform Company, New York City. Members were urged to buy and wear a Jacket during the Masters Tournament so patrons would be able to identify a reliable source of information. Members were not initially enthusiastic about wearing the warm, green coat. Within several years, a lightweight, made-to-order Jacket was available from the Club's Golf Shop. In 1949, the first Green Jacket was awarded to that year's Masters champion, Sam Snead. The single breasted, single vent Jacket's color is "Masters Green" and is adorned with an Augusta National Golf Club logo on the left chest pocket. The logo also appears on the brass buttons.

Traditionally, the champion takes his Jacket home with him for one year, returning it to the Club when he returns for the Tournament. The Jacket is then stored at Augusta National Golf Club and is available whenever the champion visits. Near the conclusion of the Masters, several Jackets are selected which could fit the possible winner during the presentation ceremony. The winner will have his measurements taken at the Club's Golf Shop or may provide measurements so that a custom made Green Jacket can be tailored. Typically, a multiple winner will have only one Green Jacket unless his size drastically changes.

It is the custom at the Masters Tournament that the winner from the previous year presents the Green Jacket to the new winner and helps him into it. In 1966, Jack Nicklaus became the first champion to win consecutive Tournaments. Bobby Jones recommended that Nicklaus act in a dual capacity, and put on his own coat. Nicklaus proceeded to slip into his own Green Jacket, much to the enjoyment of the crowd.

In 1990, Nick Faldo became the second champion to win consecutive Tournaments. This time, Chairman Hord W. Hardin assisted the winner into his Green Jacket. When Tiger Woods won in 2002, he became the third champion to win consecutive Tournaments. At the Presentation Ceremony, Chairman Hootie Johnson assisted Woods into his Green Jacket.

Masters Club

Better known as the "Champions dinner," the Masters Club began during the 1952 Tournament when defending champion Ben Hogan gave a dinner for all previous winners. At that time, he proposed the formation of the Masters Club with its membership limited to Masters champions. Honorary memberships were also extended to Bobby Jones and Clifford Roberts. Bill Lane, Hord Hardin, Jack Stephens, Hootie Johnson, Billy Payne and Fred Ridley have subsequently been added as honorary members.

Each year, the defending champion selects the menu and acts as host for the Tuesday night dinner. As his certificate of membership in the Masters Club, he receives an inscribed gold locket in the form of the Club emblem.

Sample Menus

Year of Dinner	Defending Champion	Special Menu Items
1994	Bernhard Langer	Turkey and Dressing, Wedding Soup, Black Forest Torte
1998	Tiger Woods	Cheeseburger, French Fries, Strawberry and Vanilla Milkshakes, Shrimp Cocktail, Prime Filet Mignon, Sauteed Sea Bass, Fresh Sauteed Corn, Lyonnaise Potatoes, Strawberry Shortcake
2004	Mike Weir	Lobster in Puff Pastry, Wild Boar and Chanterelle Mushroom Bundles, Sockeye Salmon Tartare, White and Green Asparagus Salad with Oat Crusted Arctic Char, Roasted Rack of Wapiti Elk
2008	Zach Johnson	Crab Cakes, Veal Osso Buco Ravioli, Lobster Bisque, Chop Salad, Prime Filet Mignon and Seared Ahi Tuna, Seared Asparagus, Iowa Corn Pudding Sweet Potato Casserole, Flourless Chocolate Cake with Rasberry Sauce
2013	Bubba Watson	Traditional Caesar Salad, Grilled Chicken Breast, Green Beans, Mashed Potatoes, Corn, Macaroni & Cheese, Cornbread, Confetti Cake, Vanilla Ice Cream
2018	Sergio Garcia	International Salad, Traditional Spanish Lobster Rice, Tres Leches Cake

Honorary Starters

Honorary Starters first made an appearance at the Masters in 1963. Listed below are the golfers and the year(s) they served in that position:

Jock Hutchison	1963 – 1973	Ken Venturi	1983
Fred McLeod	1963 – 1976	Sam Snead	1984 – 2002
Byron Nelson (Non-consecutive)	1981 – 2001	Arnold Palmer	2007 – 2016
		Jack Nicklaus	2010 –
Gene Sarazen	1981 – 1999	Gary Player	2012 –

Masters Weather

Rain has been experienced during 43 of the 82 Tournaments. Eight days of play have been postponed, but four days were made up by scheduling 36 holes in one day in 1936, 1938, 1939, and 2003. The last Monday finish due to weather occurred in 1983.

Rain fell in the following years:

1935	1940	1954	1961	1975	1984	1993	2001	2006
1936	1941	1955	1962	1979	1989	1995	2002	2008
1937	1948	1956	1963	1980	1990	1998	2003	2013
1938	1951	1957	1973	1982	1991	1999	2004	
1939	1952	1958	1974	1983	1992	2000	2005	

Rounds affected by the weather:

Year	Round	Conditions	Notes
1936	1 (Thursday, 4/2)	Rain	Round postponed. First round played on Friday.
	4 (Sunday, 4/5)	Rain	Round postponed. 36 holes played on Monday.
1938	1 (Friday, 4/1)	Rain	Only scheduled Friday start. Play began, was then suspended. Two rounds played on Sunday (Rounds 2 and 3). Monday finish.
1939	1 (Thursday, 3/30)	Rain	36 holes played on Sunday.
1961	4 (Sunday, 4/9)	Rain	Round postponed. Monday finish.
1973	3 (Saturday, 4/7)	Rain	Round postponed at 11:55 A.M. after 75-minute delay. Two-tee start on Sunday. Monday finish.
1979	2 (Friday, 4/13)	Rain	Two hour suspension of play at 1:45 P.M. All play suspended at 6:30 P.M. Finished early Saturday morning.
1982	1 (Thursday, 4/8)	Rain	Play suspended at 4:23 P.M. and called for the day at 5:30 P.M. Round resumed Friday at 7:30 A.M. Second round began at 11:30 A.M. using No. 1 and No. 10 tees with players grouped in threesomes.
1983	1 (Thursday, 4/7)	Rain	40-minute storm delay beginning at 1:20 P.M.
	2 (Friday, 4/8)	Rain	Second round began at 11:00 A.M. Saturday using No. 1 and No. 10 tees with players grouped in threesomes. Play suspended from 3:05 to 3:40 P.M. then called for the day at 6:45 P.M. Round completed Sunday at 8:30 A.M. with third round beginning at 10:54 A.M. Monday finish.
1984	3 (Saturday, 4/14)	Adverse weather	55-minute suspension of play beginning at 2:30 P.M. and another at 5:35 P.M. Round finished Sunday at 8 A.M.
1989	3 (Saturday, 4/8)	Adverse weather	Play suspended for two hours. 12 players finished Sunday morning.
1992	3 (Saturday, 4/11)	Thunderstorms	Play suspended from 2:33 P.M. until 5:25 P.M. Final suspension at 7:50 P.M. due to darkness. Six players completed play Sunday morning.
1993	2 (Friday, 4/9)	Adverse weather	Play suspended at 4:55 P.M. with 10 players on the course. Completed play Saturday morning.
1998	1 (Thursday, 4/9)	Rain/Darkness	10 players did not finish due to darkness. Finished round Friday morning.
1999	1 (Thursday, 4/8)	Weather delays/ Darkness	Late afternoon thunderstorms, 93 minute delay. Play suspended at 7:47 P.M. due to darkness. Play completed Friday morning.
2000	3 (Saturday, 4/8)	Adverse weather/ Darkness	Play suspended 12:30 – 2:30 P.M. Later suspended due to Darkness with eight players on the course.
2002	2 (Friday, 4/12)	Rain	Play stopped at approximately 5 P.M. Round suspended with 38 players still on the course. Second round began at 9 A.M. with third round beginning at 12:30 P.M. using No. 1 and No. 10 tees.
2003	1 (Thursday, 4/10)	Rain	Round one delayed, then postponed. Two rounds scheduled for Friday.
	2 (Friday, 4/11)	Darkness	Two rounds scheduled, second round suspended due to darkness at 7:30 P.M. Finished second round Saturday morning.

Year	Round	Conditions	Notes
2004	1 (Thursday, 4/8)	Adverse weather	Play suspended at 4:05 P.M. then resumed at 6:15 P.M. Suspended due to darkness at 7:45 P.M. 18 players finished Friday morning.
2005	1 (Thursday, 4/7)	Weather delay/ Darkness	The start of the first round was delayed until 1:30 P.M. due to weather, with a two-tee start. Round suspended due to darkness at 7:23 P.M. with 68 players on the course.
	2 (Friday, 4/8)	Adverse weather	Two-tee start. Play suspended at 4:00 P.M.
	3 (Saturday, 4/9)	Darkness	Resumed second round at 8:30 A.M. with a two-tee start. Play was suspended due to darkness at 7:35 P.M. with 44 players on the course.
2006	3 (Saturday, 4/8)	Adverse weather/ Darkness	Play suspended at 1:02 P.M., then resumed at 5:20 P.M. Suspended due to darkness at 7:40 P.M. 36 players finished Sunday morning.
2008	1 (Thursday, 4/10)	Adverse weather	Start of play delayed from 8 to 9 A.M. due to fog.
	3 (Saturday, 4/12)	Adverse weather	Play suspended from 1 to 1:45 P.M. due to lightning in the area.

Masters Major Achievement Award

The Masters Major Achievement Award is presented to distinguished media members who have covered the Masters 40 or more years.

The award is in recognition and appreciation of the hard work and dedication of these individuals who have helped make the Masters one of the top sporting events in the world. The commemorative piece that is presented is a plaque handmade in Georgia from a hickory tree that stood for many years adjacent to the No. 2 tee, and is a fitting tribute to these media members.

The recipients of the Masters Major Achievement Award are:

Jim Achenbach
Jack Berry
Horace Billings
Furman Bisher
John Derr
Dan Foster
Ron Green Sr.
Dan Jenkins
Kaye Kessler
David Kindred
Renton Laidlaw
Harold Martin
Hubert Mizell
David Moffit
Charles Moody
Marino Parascenzo
David Piper
Edwin Pope
Phil Schaefer
Nick Seitz
Loran Smith
Art Spander
Jerry Tarde
Al Wester
David Westin
Dave Wright

Future Dates

The final round of the Masters each year is scheduled the second Sunday in April. Tentative future dates for upcoming Tournaments are:

2020 April 6 – 12
2021 April 5 – 11
2022 April 4 – 10
2023 April 3 – 9
2024 April 8 – 14

Awards and Trophies

MASTERS TOURNAMENT

The permanent Masters Trophy, which depicts the Clubhouse, was introduced in 1961. It was made in England and consists of over 900 separate pieces of silver. The trophy rests on a pedestal, and bands of silver provide space to engrave the names of the winner and runner-up.

Champion

Name engraved on permanent Masters Trophy which remains at Club
Sterling Replica of Masters Trophy
Gold Medal
Green Jacket

In 1993, a Sterling replica of the permanent Masters trophy was first awarded to the champion, along with the Gold Medal.

Runner-up

Name engraved on permanent Masters Trophy which remains at Club
Silver Medal
Silver Salver

Since 1951, the runner-up has received a Silver Medal. In 1978, a Silver Salver was added as an award.

Low Amateur

Silver Cup

In 1952, the Masters Tournament began presenting the low amateur with an award for his performance. In order to receive the award, the amateur must make the 36-hole cut. The low amateur runner-up began receiving an award in 1954.

Beginning in 1954, participants could qualify for additional awards for outstanding feats during the Tournament. The first of these awards were:

Day's Low Score
Crystal Vase

Hole-In-One
Large Crystal Bowl

Eagle
Pair of Crystal Glasses

During the first round of the 1967 Tournament, Bruce Devlin made a double eagle on hole No. 8. This was the first double eagle since Gene Sarazen's on No. 15 in 1935. Clifford Roberts announced that a special trophy was ordered for Devlin, a large Crystal Bowl, but one would first be delivered to Gene Sarazen.

Double Eagle
Large Crystal Bowl

Augusta, the Song

In 1981, CBS introduced a new song during the Masters telecast. *Augusta*, written and performed by award winning singer and songwriter, Dave Loggins, was inspired by a visit to the Club in 1980. His subsequent research on the exceptional features of the course, the traditions of the Tournament, and the legends of the game who competed in the Masters helped to compose a song that is still played today. In 2001, Loggins changed a line in the song to honor Tiger Woods.

AUGUSTA
(the Masters theme)

Well, it's springtime in the valley on Magnolia Lane
It's the Augusta National and the master of the game
Who'll wear that green coat on Sunday afternoon
Who'll walk that eighteenth fairway singing this tune
Augusta...your dogwoods and pines
They play on my mind like a song
Augusta...it's you that I love
And it's you that I'll miss when I'm gone.

It's Watson, Byron Nelson, Demaret, Player and Snead
It's Amen Corner and it's Hogan's perfect swing
It's Sarazen's double eagle at the fifteenth in Thirty-Five
And the spirit of a Tiger that keeps it alive
Augusta...your dogwoods and pines
They play on my mind like a song
Augusta...it's you that I love
And it's you that I miss when I'm gone.

It's the legions of Arnie's army and the Golden Bear's throngs
And the wooden-shafted legend of Bobby Jones

-Words and music by Dave Loggins

Ticket Policy

All Tickets are sold in advance and none will be available at the gates. Persons of all ages must have a Ticket to gain entry to the grounds and the Ticket should be displayed at all times. Please note that Patron Tickets are valid for two (2) gate entries per day. Additional entry after two (2) scans will not be permitted.

Augusta National, Inc. (ANI) is the only authorized source/seller of Masters® Tickets. The Ticket is a license which may be revoked at any time. Ticket(s) may not be offered for sale, sold or rented through/to third party resellers including, but not limited to, ticket brokers, travel agents, hospitality entities or scalpers. Holders of Ticket(s) acquired from such parties, by whatever means, may be excluded from attendance to the Tournament. Offers for sale, resale or other transfer of Ticket(s) for a value in excess of face value is prohibited and also is restricted by Georgia law O.C.G.A. § 43-4B-25, et seq. Ticket(s) may not be used for advertising or promotional purposes (such as prizes, raffles, auctions, contests, or sweepstakes). A Ticket obtained in contravention of these provisions will not be honored and the original Ticket Purchaser subject to the permanent loss of Ticket(s).

The user of a Ticket assumes all risks customarily associated with golf tournaments, including, without limitation, being hit by a golf ball or golf club, struck by lightning, and falling; and releases ANI, its personnel, volunteers, contractors and all Tournament participants from any claims or liability arising from such causes.

User grants ANI, and third parties it may authorize, permission to use, without compensation, videotape, film, photographs or other images or likenesses of the Ticket Purchasers and Holders. Images of Augusta National Golf Club or the Masters Tournament, or data obtained by user with cameras, videos and/or audio devices or other means cannot be used for broadcast, publication or any commercial purposes under any circumstances.

ANI reserves the right to close the course because of adverse weather conditions or for other safety reasons. In such situations, no refunds, rain checks, exchanges or replacements will be made.

The Ticket Purchaser is responsible for explaining all provisions of the Ticket Agreement to any subsequent user or Holder of the Ticket ("Ticket Holder" or "Holder"), and is responsible for the conduct of any such Ticket Holder.

Significant Milestones in 2019

1934: **85 years ago:** The inaugural Augusta National Invitation Tournament is played at Augusta National Golf Club. Horton Smith converts a key 20-foot birdie putt on No. 17 (now No. 8) on his way to beating Craig Wood. The Tournament is broadcast by radio.

1939: **80 years ago:** Ralph Guldahl, who was runner-up the previous two years, finishes with a 33 on the second nine on Sunday to best Sam Snead by one stroke. The Tournament is officially named the Masters.

1944: **75 years ago:** The second of three consecutive years in which the Tournament is not played due to World War II.

1949: **70 years ago:** Sam Snead finishes with back-to-back 67s to win the Tournament by three strokes. A Green Jacket is presented to the Masters champion for the first time. Ike's pond is built. A complimentary Spectator Guide is published.

1954: **65 years ago:** An 18-hole playoff decides the Tournament for the second time when Sam Snead defeats Ben Hogan 70-71 to win his third Green Jacket. Snead's 289 total sets the Tournament record for highest winning score. The tradition of giving crystal for the day's low score, eagles and holes-in-one is initiated.

1959: **60 years ago:** Art Wall's 66 on Sunday, which includes birdies on five of the last six holes, allows him to pass 12 players during the final round en route to his Green Jacket. The Record Fountain is dedicated.

1964: **55 years ago:** After winning by six strokes, Arnold Palmer becomes the first four-time Masters champion. The Butler Cabin is built.

1969: **50 years ago:** A final-round 72 by George Archer is enough to defeat the threesome of Billy Casper, George Knudson and Tom Weiskopf by a stroke. President Eisenhower passes away.

1974: **45 years ago:** Three-time Masters champion Gary Player wins his second Green Jacket by posting four consecutive rounds under par to win by two. Clifford Roberts celebrates his 80th birthday.

1979: **40 years ago:** Fuzzy Zoeller becomes the first golfer to win in his inaugural appearance at the Masters since Gene Sarazen in 1935 by defeating Ed Sneed and Tom Watson in the Tournament's first sudden-death playoff. William H. Lane is hospitalized. Hord W. Hardin becomes Acting Chairman.

1984: **35 years ago:** With the help of a final-round 68, Ben Crenshaw wins the first of his two Masters titles after starting the day two strokes behind Tom Kite.

1989: **30 years ago:** In his first of two Masters playoff victories, Nick Faldo makes a 25-foot birdie putt on the second playoff hole (No. 11), to defeat Scott Hoch, who missed a two-foot par putt on the first playoff hole (No. 10) for the victory.

1994: **25 years ago:** Jose Maria Olazabal wins his first Green Jacket after recording 30 one-putts, chipping in twice and going six for six in sand saves. Jeff Maggert records a double eagle at No. 13, only the third in Masters history and the first in 27 years.

1999: **20 years ago:** Jose Maria Olazabal wins his second Masters and becomes the 14th golfer with multiple Masters titles. Qualifications for an invitation to the Masters Tournament change. 1935 Masters champion Gene Sarazen passes away. The second cut of fairway is increased on the golf course.

2004: **15 Years ago:** Phil Mickelson becomes the fourth champion to hole a birdie on No. 18 and win the Masters with his final stroke. Arnold Palmer competes in his 50th consecutive and final competitive Masters.

2009: **10 years ago:** Argentinean Angel Cabrera becomes the Masters' first South American champion by defeating Kenny Perry and Chad Campbell in the Tournament's first three-man playoff since 1987. Gary Player competes in his record 52nd and final Masters Tournament.

2014: **5 Years ago:** Bubba Watson wins his second Masters in three years and becomes the 17th player to win the Tournament multiple times. Eight champions are crowned at the inaugural Drive, Chip and Putt National Finals held the Sunday before the Tournament.

STRUCTURES

The Quonset hut, constructed in 1953, housed the working press until the 1990 Tournament.

MASTERS QUOTES

"I recall the [Quonset hut] still, for those of us who remember the golden years of newspapering, and nobody did it better than Augusta, and that holds true to today."

— Jack Berry,
2010 Masters Major Achievement Award Winner

Clubhouse

The building which was to become the Clubhouse was constructed in 1854 by the owner of the then indigo plantation, Dennis Redmond. It was later used as the home of Baron Berckmans. It is considered the first cement house constructed in the South.

The concrete, "artificial rock," was made from lime obtained from a nearby source, with the gravel and sand coming from the property. Then, as now, the house had three floors, including an 11 by 11 cupola with windows on all sides. The ground floor and the second floor each had seven rooms approximately the same size, with a 10-foot wide hallway in the center. The house had no kitchen, the cooking being done in a separate small building at the southeast corner. Numerous fireplaces provided heat in the winter. Porches completely encircled the first and second floors. The walls of the house were 18 inches thick and had cracked in several places due to the Charleston earthquake in 1886.

Numerous changes and additions to the Clubhouse have been made – the addition of a bachelor wing, suites building, Trophy Room and kitchen in 1946; the construction of the golf shop in 1953; and the building of the Grill Room in 1962; and the addition of the Founders Room in 2014. The Grill Room and locker room were remodeled in 2003 while the Trophy Room was remodeled in 2014.

Augusta National Golf Club Cabins

Located on the grounds of Augusta National are 10 cabins providing lodging for members and their guests. Seven cabins form a semi-circle east of No. 10 fairway and west of the Par 3 course. The Eisenhower, Butler and Roberts Cabins stand alone.

The Eisenhower Cabin was built in 1953 by the Club for President and Mrs. Eisenhower. The home was built to specifications of Presidential security, while providing daily conveniences. The President, prior to his death in 1969, visited Augusta National 45 times – five before becoming President, 29 while in office and 11 after his last term of Presidency. When Eisenhower was not in residence, the Cabin was used by other members.

In 1964, the Butler Cabin was built. One year later it was used for the first time as a television studio for the broadcast.

Crow's Nest

Available for amateurs wishing to be housed there during the Masters Tournament, the Crow's Nest provides living space for up to five individuals. Rising from the approximately 30 by 40 foot room is the Clubhouse's 11 foot square cupola. The cupola features windows on all sides and can only be reached by ladder.

The Crow's Nest consists of one room with partitions and dividers that create three cubicles with one bed each, and one cubicle with two beds. There is also a full bathroom with an additional sink. The sitting area has a game table, sofa and chairs, telephone, and television. Placed throughout the Crow's Nest are books on golf, and lining the walls are photos and sketches depicting past Masters and other golfing scenes. Players that were then amateurs who stayed in the Crow's Nest include Jack Nicklaus, Ben Crenshaw and Tiger Woods.

Charles Bartlett Lounge

Dedicated April 10, 1968, the Charles Bartlett Lounge serves as a respite for media members working at the Masters Tournament. The golf editor for the Chicago Tribune for 35 years, Bartlett was among the founders of the Golf Writers Association of America serving as the group's secretary from 1946 until his death, November 6, 1967.

Press Building

The Masters has always endeavored to provide the best working conditions possible for members of the press who cover the Tournament. In the early years, accommodations included the upstairs of the Clubhouse and eventually transitioned to a tent near the No. 1 fairway. Beginning in 1953, the Quonset hut was erected and served the needs of the media until a new press building opened in 1990, standing four times the size of the previous structure. In 2017, a new facility was unveiled that once again improves upon the services historically provided to the media at the Masters Tournament.

In the Tournament's early years, the media worked out of the upstairs of the Clubhouse.

Before the Press Building and Quonset hut, members of the media (shown here in 1951) reported from a tent.

The Quonset hut served as the hub for press covering the Tournament from 1953-1989.

From 1990-2016, a Press Building just off the first fairway housed the media at four times the size of the Quonset hut.



The current state-of-the-art Press Building opened in 2017.

LANDMARKS

The Sarazen Bridge at No. 15 green

MASTERS QUOTES

"That double-eagle wouldn't have meant a thing if I hadn't won the playoff the next day. The aspect I cherish most is that both Walter Hagen and Bobby Jones witnessed the shot."

— Gene Sarazen,
on his double-eagle at No. 15 in 1935, commemorated by the Sarazen Bridge

Founders Circle

Located at the base of the flagpole in front of the Clubhouse, the Founders Circle features two plaques dedicated to founding members Bobby Jones and Clifford Roberts.

IN MEMORIAM

ROBERT TYRE JONES, JR.

MARCH 17, 1902 – DECEMBER 18, 1971
CO-FOUNDER AND PRESIDENT OF
AUGUSTA NATIONAL GOLF CLUB
AND
MASTERS TOURNAMENT

A GENTLEMAN IN EVERY SENSE OF THE WORD
WHOSE LEGENDARY FEATS AS A GOLFER
WILL INSPIRE THOSE WHO PLAY THE GAME
IN ALL THE YEARS TO COME

PRESENTED IN HONOR OF ROBERT TYRE JONES, JR.
BY THE MEMBERS OF AUGUSTA NATIONAL GOLF CLUB
ON THIS 18TH DAY OF MARCH, 1978

IN MEMORIAM

CLIFFORD ROBERTS

MARCH 6, 1894 – SEPTEMBER 29, 1977
CO-FOUNDER AND CHAIRMAN OF
AUGUSTA NATIONAL GOLF CLUB
AND
MASTERS TOURNAMENT

A MAN WHOSE VISION WAS INSPIRED BY GENIUS
AND GIVEN SUBSTANCE THROUGH DETERMINATION

HIS CONTRIBUTIONS TO THE GAME OF GOLF WILL BE
REMEMBERED AS LONG AS THE GAME IS PLAYED

PRESENTED IN HONOR OF CLIFFORD ROBERTS BY
THE MEMBERS OF AUGUSTA NATIONAL GOLF CLUB
ON THIS 5TH DAY OF NOVEMBER, 1977

Magnolia Lane

Large magnolia trees have framed the entryway to Augusta National Golf Club – now known as Magnolia Lane – since its founding. Most were planted as seeds by the Berckmans family, dating back to approximately the late 1850s. Magnolia Lane, which was paved for the first time in 1947, is approximately 330 yards long, extending from the entrance gate to the Clubhouse.

Bridges

There are three named bridges at Augusta National Golf Club. They are:

The Hogan Bridge at No. 12 Green

HOGAN BRIDGE

THIS BRIDGE DEDICATED APRIL 2, 1958, TO COMMEMORATE BEN HOGAN'S RECORD SCORE FOR FOUR ROUNDS OF 274 IN 1953. MADE UP OF ROUNDS OF 70, 69, 66 AND 69, THIS SCORE WILL ALWAYS STAND AS ONE OF THE VERY FINEST ACCOMPLISHMENTS IN COMPETITIVE GOLF AND MAY EVEN STAND FOR ALL TIME AS THE RECORD FOR THE MASTERS TOURNAMENT.

DEDICATED APRIL 2, 1958

The Nelson Bridge at No. 13 Tee

NELSON BRIDGE

THIS BRIDGE DEDICATED APRIL 2, 1958, TO COMMEMORATE BYRON NELSON'S SPECTACULAR PLAY ON THESE TWO HOLES (12 - 13) WHEN HE SCORED 2-3 TO PICK UP SIX STROKES ON RALPH GULDAHL AND WIN THE 1937 MASTERS TOURNAMENT. IN RECOGNITION ALSO TO GULDAHL, WHO CAME BACK WITH AN EAGLE 3 ON 13 TO GAIN WINNING POSITION IN 1939.

The Sarazen Bridge at No. 15 Green

SARAZEN BRIDGE

ERECTED TO COMMEMORATE THE TWENTIETH ANNIVERSARY OF THE FAMOUS "DOUBLE EAGLE" SCORED BY GENE SARAZEN ON THIS HOLE, APRIL 7, 1935, WHICH GAINED HIM A TIE FOR FIRST PLACE WITH CRAIG WOOD AND IN THE PLAY-OFF WON THE SECOND MASTERS TOURNAMENT.

DEDICATED APRIL 6, 1955

Ike's Pond

It was during his second visit to Augusta National that General Eisenhower walked through the woods on the eastern part of the Club's property. Upon his return, he informed Clifford Roberts that he had found a perfect place to build a dam if the Club ever wished to have a fish pond. Ike's Pond was promptly built and named, and the dam was located exactly where Ike suggested it should be placed, the construction engineer concurring in the location. The Pond occupies three acres and is fed by a spring.

Record Fountain

Dedicated in 1959, the 25th anniversary of the Masters, a multiple unit drinking fountain was unveiled to accommodate Tournament patrons. Left of No. 17 green, the hexagonal Record Fountain displays a progression of course records, and the names and scores of Masters Tournament winners.

Par 3 Fountain

Similar in design to the fountains on the Augusta National Golf Club grounds, the Par 3 Fountain is located adjacent to the No. 1 tee on the Par 3 course. On this fountain is a list of Par 3 Contest winners beginning with Sam Snead's inaugural victory in 1960.

Arnold Palmer Plaque

The Arnold Palmer Plaque was dedicated April 4, 1995, commemorating Palmer's play and contributions to the Masters. At the time of his retirement from Masters competition in 2004, Palmer had played in 50 consecutive Masters. His first appearance came in 1955. His four Masters victories, 1958, 1960, 1962, and 1964, are chronicled on the bronze plaque that is affixed to a drinking fountain behind No. 16 tee.

ON SUNDAY, APRIL 6, 1958, ARNOLD PALMER EAGLED THE 13TH HOLE, FORCING THE LAST CONTENDERS TO TRY TO TIE WITH BIRDIE PUTTS. THEY MISSED. AT AGE 28 ARNOLD HAD HIS FIRST MASTERS VICTORY.

ON SUNDAY, APRIL 10, 1960, PALMER BIRDIED 17 AND 18 TO WIN HIS SECOND MASTERS TITLE BY ONE STROKE.

ON SUNDAY, APRIL 8, 1962, PALMER BIRDIED 16 AND 17 TO TIE GARY PLAYER AND DOW FINSTERWALD FOR FIRST PLACE. IN MONDAY'S PLAYOFF HE SCORED 31 ON THE SECOND NINE TO WIN HIS THIRD MASTERS TITLE.

IN APRIL 1964, PALMER SCORED ROUNDS OF 69-68-69-70 TO WIN BY SIX STROKES AND BECAME THE FIRST FOUR-TIME WINNER OF THE MASTERS.

ARNOLD PALMER HAD CHANGED THE GAME OF GOLF WITH THOSE HEROIC CHARGES AND APPRECIATIVE LEGIONS OF FANS FORMED AROUND HIM. THEY WERE CALLED "ARNIE'S ARMY".

DEDICATED APRIL 4, 1995

Jack Nicklaus Plaque

In honor of his play and contributions at the Masters, a plaque was dedicated on April 7, 1998, to six-time Masters champion, Jack Nicklaus. The Nicklaus Plaque is affixed to a drinking fountain between hole Nos. 16 and 17.

IN 1963, JACK NICKLAUS, 23, WON HIS FIRST MASTERS TITLE AND BECAME THE TOURNAMENT'S YOUNGEST CHAMPION AT THAT TIME.

IN 1965, NICKLAUS SET TOURNAMENT RECORDS FOR SCORING (271) AND MARGIN OF VICTORY (NINE STROKES), INCLUDING A RECORD-TYING 64 IN THE THIRD ROUND. OF THIS PERFORMANCE, BOB JONES SAID, "JACK IS PLAYING AN ENTIRELY DIFFERENT GAME – A GAME WITH WHICH I'M NOT FAMILIAR."

NICKLAUS WON A THREE-WAY PLAYOFF IN 1966 AND BECAME THE FIRST CHAMPION TO SUCCESSFULLY DEFEND HIS MASTERS TITLE.

WITH HIS VICTORY IN 1972, NICKLAUS BECAME THE SECOND FOUR-TIME MASTERS CHAMPION.

DURING SUNDAY'S DRAMATIC FINAL ROUND IN 1975, NICKLAUS SANK A 40-FOOT BIRDIE PUTT AT NO. 16 THAT SECURED A ONE-STROKE VICTORY, EARNING HIM AN UNPRECEDENTED FIFTH GREEN JACKET.

IN 1986, AT AGE 46, NICKLAUS SCORED A FINAL ROUND 65, WHICH INCLUDED EAGLE-BIRDIE-BIRDIE AT HOLES 15, 16 AND 17, AND WON HIS SIXTH MASTERS. AT THAT TIME HE WAS THE OLDEST CHAMPION.

JACK NICKLAUS ELEVATED HIS GAME TO MEET GOLF'S CHALLENGES, INCLUDING THOSE AT THE MASTERS TOURNAMENT. THE MAN AND AUGUSTA NATIONAL GOLF CLUB WILL BE FOREVER LINKED.

DEDICATED APRIL 7, 1998

PAR 3 CONTEST

Holes 3, 5 and 6 of the Par 3 course situated around DeSoto Springs Pond.

MASTERS QUOTES

"This is by no means strictly a prelude. It is an important part of the Tournament."

— Arnold Palmer,
after winning the Par 3 Contest in 1967

Par 3 Contest

First played in 1960 and won that year by Sam Snead, the Par 3 Contest has become a Wednesday tradition at the Masters. The Par 3 course was designed in 1958 by architect George Cobb and Clifford Roberts. Tournament participants and non-competing past champions are invited to participate in the Contest. The nine-hole course is par-27, 1,060 yards and played over DeSoto Springs Pond and Ike's Pond. In 1987, the current hole Nos. 8 and 9 were added over Ike's Pond, eliminating hole Nos. 1 and 2 of the original course from Wednesday competition.

In the history of the Contest, there have been 96 holes-in-one made, a record nine in 2016. No Par 3 Contest winner has won the Masters the same year as his short-course victory. There have been 20 sudden-death playoffs. Art Wall (1965) and Gay Brewer (1973) shared the course record of 20 until 2016 when Jimmy Walker recorded an eight-under-par 19.

The Par 3 Contest is partially played over Ike's Pond, shown here on No. 8.

Hole	Yardage
No. 1	130
No. 2	70
No. 3	90
No. 4	130
No. 5	130
No. 6	140
No. 7	115
No. 8	120
No. 9	135
Total	**1,060**

Par 3 Contest

Listed below is each year's winner and score, and the year(s) he won the Masters.

Year	Name	Score	Masters Victory
1960	Sam Snead	23	1949, 1952, 1954
1961	Deane Beman	22	
1962	Bruce Crampton	22	
*1963	George Bayer	23	
1964	Labron Harris, Jr.	23	
1965	Art Wall, Jr.	20	1959
1966	Terry Dill	22	
*1967	Arnold Palmer	23	1958, 1960, 1962, 1964
1968	Bob Rosburg	22	
*1969	Bob Lunn	23	
1970	Harold Henning	21	
*1971	Dave Stockton	23	
1972	Steve Melnyk	23	
1973	Gay Brewer	20	1967
*1974	Sam Snead	23	1949, 1952, 1954
*1975	Isao Aoki	23	
1976	Jay Haas	21	
*1977	Tom Weiskopf	23	
*1978	Lou Graham	22	
1979	Joe Inman, Jr.	23	
1980	Johnny Miller	23	
1981	Isao Aoki	22	
*1982	Tom Watson	23	1977, 1981
1983	Hale Irwin	22	
1984	Tommy Aaron	22	1973
1985	Hubert Green	22	
*1986	Gary Koch	23	
1987	Ben Crenshaw	22	1984, 1995
1988	Tsuneyuki Nakajima	24	
*1989	Bob Gilder	22	
1990	Raymond Floyd	23	1976

Year	Name	Score	Masters Victory
*1991	Rocco Mediate	24	
1992	Davis Love III	22	
1993	Chip Beck	21	
1994	Vijay Singh	22	2000
*1995	Hal Sutton	23	
*1996	Jay Haas	22	
*1997	Sandy Lyle	22	1988
1998	Sandy Lyle	24	1988
1999	Joe Durant	22	
*2000	Chris Perry	23	
2001	David Toms	22	
*2002	Nick Price	22	
†2003	Padraig Harrington	21	
	David Toms	21	
*2004	Padraig Harrington	23	
2005	Jerry Pate	22	
2006	Ben Crane	23	
2007	Mark O'Meara	22	1998
2008	Rory Sabbatini	22	
2009	Tim Clark	22	
2010	Louis Oosthuizen	21	
2011	Luke Donald	22	
†2012	Padraig Harrington	22	
	Jonathan Byrd	22	
*2013	Ted Potter, Jr.	23	
2014	Ryan Moore	21	
*2015	Kevin Streelman	22	
2016	Jimmy Walker	19	
2017	Cancelled - Weather		
2018	Tom Watson	21	1977, 1981

*Won in playoff †Tied

For Par 3 records and statistics, please see page 90.

RECORDS & STATISTICS

1979 champion, Fuzzy Zoeller

MASTERS QUOTES

"Winning the Masters is a dream come true. Like all other kids when I was growing up, I used to get on the practice green and practice my putting and say, 'This putt is for the Masters'... I'm one kid who grew up to see his dream come true and I'll always appreciate my big day at Augusta National."

— Fuzzy Zoeller,
1979 Masters champion

Table of Contents

Scoring 52
Lowest 52
Highest 52
Most Contrasting Round 52
Most Contrasting Starts 52
Same Score, Each Round 52
Ringer Rounds 52
International 53
Amateur 53
First Year Players 53
Seniors (50 Years and Older) 54
Par or Better, Entire Field 54
Subpar Rounds 54
Rounds in 60s 54
Rounds of 80-Plus 54
Par or Better, Individual 55
Subpar Totals, Par 5s 55
Subpar Totals, Par 4s 55
Subpar Totals, Par 3s 55
Par Totals 55
Four Subpar Rounds, One Tournament 55
Par or Better, Four Rounds 56
Rounds Under 70 56
Career Scoring Average, 18 Holes 57
Contrasting Performances, Fields by Rounds 57
Players to Reach (under par) 58
Birdies 58
Eagles 59
Double Eagles 59
Holes-In-One 59
Number of Masters Tournaments Entered 60
Consecutive Starts 60
Most Starts 60
Top Finishes 61
Leaders in Category 61
Most Finishes, 50 Years or Older 61
Finishes, 72 Holes 61
Age of Finishers 61
Money Leaders 62
Cut Information 62
Most Cuts Made 62
Most Consecutive Cuts Made 62
Cut Scores 62
Qualifiers 62
International 63

Table of Contents (continued)

Cut Information (cont.)
Amateur 63
First Year Players 63
Seniors 63
Year-by-Year 63
Highest and Lowest Score on Each Hole 65
Lowest/Highest Performances 67
Same Score (5s) 68
No Score Higher than 4, Same Round 69
Same Score (4s) 69
Same Score (3s) 69
Same Score (2s) 69
Miscellaneous 69
Total Strokes 70
Size of Field 70
Most 70
Fewest 70
International Players 70
Amateur Players 71
First Year Players 73
Champions 74
Alphabetical List of Champions 74
Most Victories 75
Wire-to-Wire Champions 75
Widest Margin of Victory 75
18 Holes Ties Only, Start to Finish Winners 75
Winners, Led or Tied for Lead 75
Average Winning Score 75
Best Comebacks 76
Champions Trailing, Three Rounds 76
Champions Winning Other Major Titles, Same Year 76
Number of Attempts 76
Lowest Performances 77
Highest Performances 77
Ringer Rounds 77
Longest Length Between Victories 77
Final Nine Holes 77
Same Score 77
Under 70 Finishes 77
Best Round by Champions 78
Average Score Per Round 78
Over Par, Final Round 78
Failed to Break 70, Any Round 78
Pars 78
Under Par 3s, 4s, 5s 78

Table of Contents (continued)

Champions (cont.)
Par 5s 78
Par 4s 78
Par 3s 78
Eagles, Double Eagles, Birdies, Bogeys and Double Bogeys 78
Same Numbers 78
Age of Champions 79
Defending Champions 79
Miscellaneous 79
Round by Round with the Champions 80
Runners-Up 82
Leaders 82
Largest Lead 83
Lead, Highest Score 83
Lead, Lowest Score 84
Largest Lead Lost, 54 Holes 84
Lead, Most Players to Tie 84
Palmer/Nicklaus as Leaders 84
Lead or Shared Lead, Three or More Rounds One Tournament 84
Leaders, International 84
Leaders, Amateur 85
Leaders, First Year Players 85
Different Leaders, 4 Rounds 85
Leaders, Oldest/Youngest 85
Leaders, Scoring 85
One Time Leaders 86
Playoffs 87
Tournaments Decided By 87
Winners/Losers 87
Most Frequent Loser/Winner 87
Lowest/Highest Scores 88
Youngest/Oldest 88
Relations in Masters 88
Left-Handers in Masters 89
Par 3 Contest 90
Winning Score 90
Winners 90
Oldest Starter, Oldest Under Par 90
Holes-In-One 90
Masters Champions as Winners 91
Winner's Performance in Masters 91
Sudden-Death Playoffs 91
Under Par 92
Par or Better 92
Starts 92

SCORING

LOWEST

Low First Nine
30, Johnny Miller, third round, 1975
30, Greg Norman, fourth round, 1988
30, K.J. Choi, second round, 2004
30, Phil Mickelson, fourth round, 2009
30, Gary Woodland, third round, 2014

Low Second Nine
29, Mark Calcavecchia, fourth round, 1992
29, David Toms, fourth round, 1998

Most Under Par, First Nine
12, (31-34-34-33), Ken Venturi, 1960
12, (32-34-31-35), Jack Nicklaus, 1965
12, (35-32-34-31), Steve Jones, 1990
12, (33-32-32-35), Raymond Floyd, 1992
12, (32-33-33-34), Chris DiMarco, 2005

Most Under Par, Second Nine
16, (30-32-33-33), Tiger Woods, 1997

Low 18
63 (33-30), Nick Price, third round, 1986
63 (33-30), Greg Norman, first round, 1996

Low First Round
63 (33-30), Greg Norman, 1996

Low Second Round
64 (31-33), Miller Barber, 1979
64 (33-31), Jay Haas, 1995
64 (33-31), Jason Day, 2011

Low Third Round
63 (33-30), Nick Price, 1986

Low Fourth Round
64 (34-30), Maurice Bembridge, 1974
64 (32-32), Hale Irwin, 1975
64 (34-30), Gary Player, 1978
64 (30-34), Greg Norman, 1988
64 (35-29), David Toms, 1998
64 (34-30), Bo Van Pelt, 2012
64 (31-33), Jordan Spieth, 2018

Low First 36 Holes
130 (64-66), Jordan Spieth, 2015

Low Middle 36 Holes
131 (66-65), Tiger Woods, 1997
131 (66-65), Tiger Woods, 2005

Low Last 36 Holes
131 (65-66), Johnny Miller, 1975

Low First 54 Holes
200 (64-66-70), Jordan Spieth, 2015

Low Last 54 Holes
200 (66-65-69), Tiger Woods, 1997

Low 72 Holes
270 (70-66-65-69), Tiger Woods, 1997
270 (64-66-70-70), Jordan Spieth, 2015
271, Jack Nicklaus, 1965
271, Raymond Floyd, 1976
272, Tiger Woods, 2001
272, Phil Mickelson, 2010
273, Patrick Reed, 2018
274, Ben Hogan, 1953
274, Ben Crenshaw, 1995
274, David Duval, 2001 (non-winner)
274, Charl Schwartzel, 2011
274, Phil Mickelson, 2015 (non-winner)
274, Justin Rose, 2015 (non-winner)
274, Rickie Fowler, 2018 (non-winner)
275, Seve Ballesteros, 1980
275, Fred Couples, 1992
275, Davis Love III, 1995 (non-winner)
275, Phil Mickelson, 2001 (non-winner)
275, Jordan Spieth, 2018 (non-winner)
275, Lee Westwood, 2010 (non-winner)

HIGHEST

First Nine Holes
49, Charles Kunkle, fourth round, 1956

Second Nine Holes
49, Jess Sweetser, first round, 1936
49, Richard D. Chapman, fourth round, 1955
49, Tony Manero, first round, 1955
49, Frank Conner, first round, 1982

High Round
95, Charles Kunkle, fourth round, 1956

High 72 Holes
340 (78-82-85-95), Charles Kunkle, 1956

Highest Winning Score
289, Sam Snead, 1954
289, Jack Burke, Jr., 1956
289, Zach Johnson, 2007

MOST CONTRASTING ROUND

(34-48), Jacky Cupit, 1963

MOST CONTRASTING STARTS

(88-67), Craig Wood, 1936
(64-82), Mike Donald, 1990
(69-86), Sandy Lyle, 2010

SAME SCORE, EACH ROUND

(76-76-76-76), Walter Hagen, 1939
(74-74-74-74), Lew Worsham, 1954
(75-75-75-75), Kenny Knox, 1987
(75-75-75-75), George Archer, 1989

RINGER ROUNDS

Lows (63-64-63-64), 254
Highs (94-94-89-95), 372

Statistics in **green** indicate a change in 2018

INTERNATIONAL

Low First Nine
30, Greg Norman (Australia), fourth round, 1988
30, K.J. Choi (Korea), second round, 2004

Low Second Nine
30, Maurice Bembridge (England), fourth round, 1974
30, Gary Player (South Africa), fourth round, 1978
30, Nick Price (Zimbabwe), third round, 1986
30, Greg Norman (Australia), first round, 1996
30, Vijay Singh (Fiji), second round, 2002
30, Cameron Smith (Australia), fourth round, 2018

Low 18
63 (33-30), Nick Price (Zimbabwe), third round, 1986
63 (33-30), Greg Norman (Australia), first round, 1996

Low First Round
63, Greg Norman (Australia), 1996

Low Second Round
64, Jason Day (Australia), 2011

Low Third Round
63, Nick Price (Zimbabwe), 1986

Low Fourth Round
64, Maurice Bembridge (England), 1974
64, Gary Player (South Africa), 1978
64, Greg Norman (Australia), 1988

Low First 36 Holes
132 (63-69), Greg Norman (Australia), 1996

Low Middle 36 Holes
132 (69-63), Nick Price (Zimbabwe), 1986

Low Last 36 Holes
133 (69-64), Gary Player (South Africa), 1978

Low First 54 Holes
203 (66-69-68), Seve Ballesteros (Spain), 1980
203 (63-69-71), Greg Norman (Australia), 1996

Low Last 54 Holes
202 (68-65-69), Jon Rahm (Spain), 2018

Low 72 Holes
274 (69-71-68-66), Charl Schwartzel (South Africa), 2011
274 (67-70-67-70), Justin Rose (England), 2015 (non-winner)

AMATEUR

Low First Nine
32, Marvin Ward, second round, 1940
32, Billy Joe Patton, first and fourth rounds, 1954
32, Ken Venturi, first round, 1956
32, Ben Crenshaw, second round, 1973
32, Matt Kuchar, third round, 1998
32, James Driscoll, first round, 2001

Low Second Nine
31, Casey Wittenberg, fourth round, 2004
31, Romain Langasque, fourth round, 2016

Low 18
66 (32-34), Ken Venturi, 1956, first round

Low First Round
66, Ken Venturi, 1956

Low Second Round
68, Marvin Ward, 1940

Low Third Round
67, Charles R. Coe, 1959
67, Jodie Mudd, 1982

Low Fourth Round
68, Frank Stranahan, 1947
68, Romain Langasque, 2016

Low First 36 Holes
135 (66-69), Ken Venturi, 1956

Low Middle 36 Holes
140 (70-70), John Dawson, 1936
140 (71-69), Charles R. Coe, 1961

Low Last 36 Holes
138 (70-68), Frank Stranahan, 1947
138 (69-69), Charles R. Coe, 1961

Low First 54 Holes
210 (66-69-75), Ken Venturi, 1956

Low Last 54 Holes
209 (71-69-69), Charles R. Coe, 1961

Low 72 Holes
281 (72-71-69-69), Charles R. Coe, 1961

FIRST YEAR PLAYERS

Low First Nine
31, Mark Lye, second round, 1984
31, Mike Donald, first round, 1990
31, Tom Lehman, fourth round, 1993

Low Second Nine
29, David Toms, fourth round, 1998

Low 18
64 (32-32), Lloyd Mangrum, first round, 1940
64 (31-33), Mike Donald, first round, 1990
64 (35-29), David Toms, fourth round, 1998
64 (33-31), Jason Day, second round, 2011

Low First Round
64, Lloyd Mangrum, 1940
64, Mike Donald, 1990

Low Second Round
64, Jason Day, 2011

Low Third Round
67, Bill Collins, 1961
67, Dan Pohl, 1982
67, Jodie Mudd, 1982
67, Donnie Hammond, 1986
67, Darren Clarke, 1998
67, Fredrik Jacobson, 2004

Low Fourth Round
64, David Toms, 1998

Low First 36 Holes
134 (65-69), Chris DiMarco, 2001

Low Middle 36 Holes
136 (68-68), Brian Henninger, 1995

Low Last 36 Holes
134 (67-67), Dan Pohl, 1982

Low First 54 Holes
206 (70-68-68), Brian Henninger, 1995
206 (65-69-72), Chris DiMarco, 2001

Low Last 54 Holes
206 (70-68-68), Thorbjorn Olesen, 2013

Low 72 Holes
276 (72-64-72-68), Jason Day, 2011

Statistics in **green** indicate a change in 2018

SENIORS (50 Years and Older)

Low First Nine
32, Gary Player (age 54), third round, 1990
32, Raymond Floyd (age 52), third round, 1995
32, Miguel Angel Jimenez (age 50), first round, 2014
32, Art Wall (age 50), first round, 1974

Low Second Nine
30, Ben Hogan (age 54), third round, 1967

Low 18
66, Ben Hogan (age 54), third round, 1967
66, Fred Couples (age 50), first round, 2010
66, Miguel Angel Jimenez (age 50), third round, 2014

Low First Round
66, Fred Couples (age 50), 2010
67, Jack Nicklaus (age 53), 1993; (age 55), 1995

Low Second Round
67, Fred Couples (age 52), 2012

Low Third Round
66, Ben Hogan (age 54), 1967
66, Miguel Angel Jimenez (age 50), 2014

Low Fourth Round
68, Jack Nicklaus (age 58), 1998
68, Mark O'Meara (age 58), 2015
68, Steve Stricker (age 50), 2017

Low First 36 Holes
139 (68-71), Fred Couples (age 53), 2013
139 (72-67), Fred Couples (age 52), 2012
139 (71-68), Fred Couples (age 51), 2011
139 (68-71), Raymond Floyd (age 50), 1993

Low Middle 36 Holes
139 (73-66), Ben Hogan (age 54), 1967
139 (70-69), Julius Boros (age 54), 1974
139 (70-69), Jack Nicklaus (age 50), 1990

Low Last 36 Holes
137 (66-71), Miguel Angel Jimenez (age 50), 2014

Low First 54 Holes
209 (66-75-68), Fred Couples (age 50), 2010

Low Last 54 Holes
210 (72-70-68), Jack Nicklaus (age 58), 1998

Low 72 Holes
279 (66-75-68-70), Fred Couples (age 50), 2010

PAR OR BETTER, ENTIRE FIELD

Total Rounds
Most, 178, 1992
Fewest, 34, 1956

First Round
Most, 53, 1991
Fewest, 2, 1936

Second Round
Most, 54, 1992
Fewest, 2, 1954

Third Round
Most, 40, 1992
Fewest, 3, 1952, 2007

Fourth Round
Most, 42, 2018
Fewest, 3, 1956

Statistics in **green** indicate a change in 2018

SUBPAR ROUNDS

Total Rounds
Most, 145, 1992 (of 291)
Fewest, 18, 1956 (of 320)

First Round
Most, 38, 2009 (of 96)
Fewest, 1, 1936 (of 53), 1957 (of 101), 1982 (of 75)

Second Round
Most, 47, 1992 (of 82)
Fewest, 1, 1954 (of 74)

Third Round
Most, 32, 1992 (of 63)
Fewest, 1, 1956 (of 78)

Fourth Round
Most, 34, 2018 (of 53)
Fewest, 2, 1937 (of 41)

ROUNDS IN 60s

Total Rounds
Most, 62, 1992 (of 291)
Fewest, 2, 1966 (of 330)

First Round
Most, 19, 2009 (of 96)
Fewest, 0, 1934 (of 71), 1936 (of 52), 1954 (of 77), 1957 (of 101)

Second Round
Most, 20, 1995 (of 85)
Fewest, 0, 2016 (of 89)

Third Round
Most, 18, 1986 (of 48)
Fewest, 0, 1952 (of 62), 1960 (of 45), 1963 (of 50), 1966 (of 64), 2007 (of 60)

Fourth Round
Most, 19, 2018 (of 53)
Fewest, 0, 1935 (of 64), 1936 (of 45), 1937 (of 41), 1938 (of 39), 1958 (of 43), 1960 (of 45), 1966 (of 62), 1972 (of 47), 1999 (of 56)

ROUNDS OF 80-PLUS

Total Rounds
Most, 87, 1956 (of 320)
Fewest, 4, 1992 (of 291)

First Round
Most, 21, 1957 (of 101)
Fewest, 0, 1979 (of 91)

Second Round
Most, 20, 1956 (of 82), 1958 (of 86)
Fewest, 1, 1938 (of 42), 1942 (of 41), 1968 (of 72), (of 76), 1981 (of 82), 1991 (of 85), 1992 (of 82)

Third Round
Most, 28, 1956 (of 78)
Fewest, 0, 27 years

Fourth Round
Most, 29, 1956 (of 77)
Fewest, 0, 23 years

PAR OR BETTER, INDIVIDUAL

Most 72 Holes Below Par
22, Jack Nicklaus (10 in succession starting 1970)
17, Tom Watson (10 in succession starting 1977)
17, Phil Mickelson
16, Raymond Floyd
15, Fred Couples
13, Gary Player
13, Ben Crenshaw
13, Tom Kite (10 in succession starting 1975)
13, Tiger Woods
12, Seve Ballesteros
12, Jose Maria Olazabal

Most 72 Holes Par or Better
24, Jack Nicklaus
19, Raymond Floyd
19, Fred Couples
18, Tom Watson
17, Phil Mickelson
15, Ben Crenshaw
15, Gary Player

Consecutive Holes Par or Better
50, Stuart Appleby, 2001 (starting with 5th hole, 45 pars, five birdies)
43, Ben Hogan, 1947 (starting with 20th hole, 35 pars, eight birdies)
42, Steve Stricker, 2009 (starting with 2nd hole, 33 pars, 9 birdies)

Most 72 Hole Scores 280 or Lower
8, Phil Mickelson, 1995, 2001, 2002, 2004, 2009, 2010, 2012, 2015 (280 in 1995, 2002, 2012)
7, Tiger Woods, 1997, 2001, 2002, 2005, 2009, 2010, 2011
6, Gary Player, 1961, 1962, 1965, 1970, 1974, 1978 (280 in 1961, 1962, 1965, 1970)
6, Tom Watson, 1977, 1978, 1979, 1981, 1984, 1991 (280 in 1979, 1981)
4, Jack Nicklaus, 1965, 1975, 1977, 1986 (all under 280)
4, Ben Crenshaw, 1976, 1984, 1991, 1995 (all under 280)

Most Subpar Rounds
71, Jack Nicklaus (163 rounds, 43.56 percent)
58, Tom Watson (134 rounds, 43.28 percent)
57, Raymond Floyd (144 rounds, 39.58 percent)

Most Consecutive Subpar Rounds
10, Tiger Woods, 2000, 2001, 2002

Most Par or Better Rounds
93, Jack Nicklaus (163 rounds, 57.06 percent)

Most Consecutive Par or Better Rounds
16, Tiger Woods (third round 2007-2011)

SUBPAR TOTALS, PAR 5s

Tournament
15 under, Greg Norman, 1995
15 under, Tiger Woods, 2010
15 under, Ernie Els, 2013
15 under, Phil Mickelson, 2015

One Round
6 under, Steve Jones (3-3-4-4), fourth round, 1990
6 under, Ernie Els (4-3-3-4), fourth round, 2004

SUBPAR TOTALS, PAR 4s

Tournament
10 under, Trevor Immelman, 2008

One Round
6 under, Miller Barber, second round, 1969
6 under, Fred Couples, second round, 1992
6 under, Phil Mickelson, first round, 2001

SUBPAR TOTALS, PAR 3s

Tournament
6 under, Hale Irwin, 1978
6 under, Greg Norman, 1986

One Round
4 under, Jerry Pate (2-2-2-2), third round, 1977
4 under, Loren Roberts (2-2-2-2), second round, 2000
4 under, Charley Hoffman (2-2-2-2), first round, 2017
4 under, Matt Kuchar (3-2-2-1), fourth round, 2017

PAR TOTALS

Most Pars, One Tournament
59, Billy Maxwell (289), 1958

Most Consecutive Pars
26, Johnny Revolta, 1952 (starting with 9th hole)

Most Consecutive Pars, One Round
18, Gene Littler, first round, 1959
18, Peter Butler, first round, 1968
18, Lionel Hebert, first round, 1968
18, Charles Coody, first round, 1985
18, Gil Morgan, first round, 1993
18, Bob Rosburg, second round, 1967
18, Gene Littler, second round, 1973
18, Anirban Lahiri, fourth round, 2015

FOUR SUBPAR ROUNDS, ONE TOURNAMENT

Tiger Woods, 1997, 2001, 2002, 2010
Raymond Floyd, 1968, 1976, 1992
Gary Player, 1962, 1974, 1980
Tom Watson, 1977, 1979, 1981
Angel Cabrera, 2009, 2011, 2013
Phil Mickelson, 2001, 2010, 2015
Fred Couples, 1992, 1998
Jose Maria Olazabal, 1991, 2002
Tom Weiskopf, 1969, 1974
Paul Azinger, 2001
Ian Baker-Finch, 1991
Jonas Blixt, 2014
K. J. Choi, 2010
Ben Crenshaw, 1995
Jimmy Demaret, 1947
David Duval, 2001
Steve Elkington, 1993
David Frost, 1995
Jim Furyk, 2001
Sergio Garcia, 2017
Bob Goalby, 1968
Claude Harmon, 1948

Statistics in **green** indicate a change in 2018

FOUR SUBPAR ROUNDS, ONE TOURNAMENT (continued)

Ben Hogan, 1953
Matt Kuchar, 2012
Bernhard Langer, 1993
Gene Littler, 1970
Davis Love III, 1995
Hunter Mahan, 2010
Hideki Matsuyama, 2015
Rory McIlory, 2015
Jodie Mudd, 1991
Jack Nicklaus, 1965
Louis Oosthuizen, 2018
Arnold Palmer, 1964
Kenny Perry, 2009
Patrick Reed, 2018
Justin Rose, 2015
Charl Schwartzel, 2011
Scott Simpson, 1992
Jordan Spieth, 2015
Henrik Stenson, 2018
Kirk Triplett, 2001
Lanny Wadkins, 1991
Bubba Watson, 2012
Lee Westwood, 2010
Fuzzy Zoeller, 1979

PAR OR BETTER, FOUR ROUNDS

Par or Better, Four Rounds
8, Tiger Woods, 1997, 1998, 2001, 2002, 2006, 2008, 2009, 2010
6, Gary Player, 1962, 1968, 1971, 1974, 1978, 1980
6, Phil Mickelson, 2001, 2002, 2004, 2006, 2010, 2015
5, Jack Nicklaus, 1965, 1971, 1974, 1977, 1979
5, Raymond Floyd, 1968, 1976, 1977, 1990, 1992
5, Tom Weiskopf, 1969, 1971, 1974, 1975, 1978

Most Par or Better, Four Rounds, One Tournament
13 Players, 2001

Consecutive Years at Least One Par or Better Round
24, Fred Couples, 1983-2008
23, Jack Nicklaus, 1960-1982
23, Tom Watson, 1975-1997

Consecutive Years at Least One Subpar Round
21, Tom Watson, 1975-1995
17, Fred Couples, 1983-2001
15, Jack Nicklaus, 1968-1982

ROUNDS UNDER 70

Most Career
39, Jack Nicklaus (23.93 percent)

Most Consecutive
5, Greg Norman (68-68-68-63-69), 1995-1996

Most One Tournament
3, 35 players, 43 times
Seve Ballesteros (66-69-68-72), 1980, winner
Angel Cabrera (68-68-69-71), 2009, winner
Paul Casey (69-68-74-68), 2015, T6
Fred Couples (69-67-69-70), 1992, winner
Ben Crenshaw (70-67-69-68), 1995, winner
Bruce Devlin (69-73-69-69), 1968, 4
Chris DiMarco (67-67-74-68), 2005, 2
Luke Donald (68-77-69-69), 2005, T3
Luke Donald (72-68-69-69), 2011, T4
Nick Faldo (69-67-73-67), 1996, winner
Raymond Floyd (69-68-69-71), 1992, 2
Retief Goosen (69-67-69-74), 2002, 2
Ben Hogan (70-69-66-69), 1953, winner
Trevor Immelman (68-68-69-75), 2008, winner
Bernhard Langer (73-69-68-69), 2001, T6
Davis Love III (69-69-71-66), 1995, 2
Phil Mickelson (67-69-69-70), 2001, 3
Phil Mickelson (72-69-69-69), 2004, winner
Phil Mickelson (67-71-67-67), 2010, winner
Phil Mickelson (70-68-67-69), 2015, T2
Jack Newton (68-74-69-68), 1980, T2
Jack Nicklaus (67-71-64-69), 1965, winner
Jack Nicklaus (68-67-73-68), 1975, winner
Greg Norman (73-68-68-68), 1995, T3
Sean O'Hair (68-76-68-69), 2009, T10
Geoff Ogilvy (69-69-73-67), 2011, T4
Jose Maria Olazabal (74-67-69-69), 1994, winner
Louis Oosthuizen (68-72-69-69), 2012, 2
Arnold Palmer (69-68-69-70), 1964, winner
Craig Parry (69-66-69-78), 1992, T3
Gary Player (69-68-69-74), 1961, winner
Jon Rahm (75-68-65-69), 2018, 4
Patrick Reed (69-66-67-71), 2018, winner
Charl Schwartzel (69-71-68-68), 2011, winner
Adam Scott (69-72-69-69), 2013, winner
Ed Sneed (68-67-69-76), 1979, T2
Bubba Watson (69-68-74-69), 2014, winner
Bubba Watson (73-69-68-69), 2018, T5
Tom Watson (73-68-68-69), 1978, T2
Tom Watson (74-67-69-69), 1984, 2
Lee Westwood (67-69-68-71), 2010, 2
Tiger Woods (70-66-65-69), 1997, winner
Tiger Woods (70-66-68-68), 2001, winner

Statistics in **green** indicate a change in 2018

CAREER SCORING AVERAGE (Top 12 of each)

100 or More Rounds

Average	Player	Rounds	Best
71.98	Jack Nicklaus	163	64
72.02	**Fred Couples**	**126**	**66**
72.73	**Bernhard Langer**	**120**	**66**
72.74	Tom Watson	134	67
72.90	Gene Littler	100	67
73.03	Raymond Floyd	144	65
73.19	Byron Nelson	106	66
73.30	Sam Snead	146	67
73.54	**Mark O'Meara**	**106**	**67**
73.54	Gary Player	164	64
73.69	**Larry Mize**	**110**	**65**
73.93	Ben Crenshaw	138	67

75 to 99 Rounds

Average	Player	Rounds	Best
70.93	**Tiger Woods**	**82**	**65**
71.30	**Phil Mickelson**	**98**	**65**
72.18	Hale Irwin	76	64
72.31	Greg Norman	80	63
72.36	Tom Kite	94	66
72.38	Ben Hogan	98	66
72.46	Ernie Els	80	66
72.61	**Jose Maria Olazabal**	**94**	**66**
72.72	Nick Faldo	76	65
72.81	Lanny Wadkins	80	65
72.85	**Vijay Singh**	**88**	**65**
73.10	Jay Haas	82	64

50 to 74 Rounds

Average	Player	Rounds	Best
71.73	**Justin Rose**	**52**	**67**
72.23	Tom Weiskopf	62	66
72.30	John Huston	50	66
72.39	**Adam Scott**	**64**	**66**
72.42	Jim Furyk	72	66
72.42	Lee Westwood	66	67
72.53	**Angel Cabrera**	**64**	**66**
72.56	**Ian Poulter**	**50**	**67**
72.57	Don January	72	66
72.61	Mark Calcavecchia	62	65
72.67	Davis Love III	70	66
72.69	David Graham	51	66

25 to 49 Rounds

Average	Player	Rounds	Best
71.55	**Jason Day**	**29**	**64**
71.61	**Rory McIlroy**	**38**	**65**
71.77	**Rickie Fowler**	**30**	**67**
71.83	**Dustin Johnson**	**30**	**67**
71.96	Jerry Pate	28	67
72.00	**Hideki Matsuyama**	**26**	**66**
72.11	**Bubba Watson**	**38**	**67**
72.13	**Matt Kuchar**	**46**	**67**
72.14	Nick Watney	28	65
72.26	Brad Faxon	46	68
72.27	Bert Yancey	30	65
72.28	Geoff Ogilvy	32	67

CONTRASTING PERFORMANCES, FIELDS BY ROUNDS

All Time Lows

Round 1:	72.06	82 players	1992
Round 2:	71.71	82 players	1992
Round 3:	70.98	48 players	1986
Round 4:	**70.49**	**53 players**	**2018**
All Rounds:	71.91	291 rounds	1992

All Time Highs

Round 1:	78.60	52 players	1936
Round 2:	76.93	74 players	1954
Round 3:	78.56	78 players	1956
Round 4:	78.26	77 players	1956
All Rounds:	77.18	320 rounds	1956

All Time Lows, Bentgrass Era (1981-2018)

Round 1:	72.06	83 players	1992
Round 2:	71.71	82 players	1992
Round 3:	70.98	48 players	1986
Round 4:	**70.49**	**53 players**	**2018**
All Rounds:	71.91	291 rounds	1992

All Time Highs, Bentgrass Era (1981-2018)

Round 1:	77.32	75 players	1982
Round 2:	75.87	84 players	1989
Round 3:	75.72	57 players	2016
Round 4:	74.96	56 players	1999
All Rounds:	75.02	243 rounds	1982

Statistics in **green** indicate a change in 2018

PLAYERS TO REACH (UNDER PAR)

16-UNDER

Jordan Spieth, 2015, third round, hole No. 12
Phil Mickelson, 2010, fourth round, hole No. 18
Tiger Woods, 2001, fourth round, hole No. 18
Tiger Woods, 1997, fourth round, hole No. 2
Raymond Floyd, 1976, fourth round, hole No. 12
Jack Nicklaus, 1965, fourth round, hole No. 13

17-UNDER

Jordan Spieth, 2015, third round, hole No. 13
Tiger Woods, 1997, fourth round, hole No. 13
Raymond Floyd, 1976, fourth round, hole No. 15
Jack Nicklaus, 1965, fourth round, hole No. 17

18-UNDER

Jordan Spieth, 2015, third round, hole No. 16
Tiger Woods, 1997, fourth round, hole No. 14

19-UNDER

Jordan Spieth, 2015, fourth round, hole No. 15
(finished at 18-under for Tournament)

BIRDIES

MOST BIRDIES

Career
506, Jack Nicklaus

One Round
11, Anthony Kim, (65), second round, 2009

Two Consecutive Rounds
16, Tiger Woods, 2005 (middle two)
16, Anthony Kim, 2009 (middle two)

Three Consecutive Rounds
22, Jordan Spieth, 2015 (first three)

Tournament
28, Jordan Spieth, 2015
25, Phil Mickelson, 2001
24, Jose Maria Olazabal, 1991
24, Justin Rose, 2015
24, Tiger Woods, 2005
23, Seve Ballesteros, 1980
23, Jason Day, 2011
23, Tommy Nakajima, 1991
23, Raymond Floyd, 1992
23, David Duval, 2001
23, Tiger Woods, 2001
22, Ben Hogan, 1953
22, Jack Nicklaus, 1965
22, Raymond Floyd, 1976
22, Nick Faldo, 1996
22, Tom Watson, 1997
22, Jim Furyk, 2001
22, Chad Campbell, 2009
22, Anthony Kim, 2009
22, Lee Westwood, 2010
22, Steve Stricker, 2011
22, Jordan Spieth, 2016
22, Patrick Reed, 2018

One Tournament, Field
1028, 2011 (starting field of 99)

MOST CONSECUTIVE BIRDIES

7, Steve Pate, 1999, third round, starting with No. 7
7, Tiger Woods, 2005, third round, starting with No. 7
6, Johnny Miller, 1975, third round, starting with No. 2
6, Mark Calcavecchia, 1992, fourth round, starting with No. 13
6, David Toms, 1998, fourth round, starting with No. 12
6, Tony Finau, 2018, fourth round, starting with No. 12

CONSECUTIVE BIRDIES TO WIN THE MASTERS

Art Wall, 1959, (birdied Nos. 17 and 18)
Arnold Palmer, 1960 (birdied Nos. 17 and 18)
Mark O'Meara, 1998 (birdied Nos. 17 and 18)
Charl Schwartzel, 2011 (birdied Nos. 15, 16, 17 and 18)

BIRDIES TO WIN MASTERS ON 72ND HOLE

Art Wall, 1959
Arnold Palmer, 1960
Gary Player, 1978
Sandy Lyle, 1988
Mark O'Meara, 1998
Phil Mickelson, 2004

Statistics in **green** indicate a change in 2018

EAGLES

MOST EAGLES

Career
24, Jack Nicklaus (3 on Par 4s, 21 on Par 5s)
22, Raymond Floyd

One Round (Individual)
3, Dustin Johnson, 2015, second round, Nos. 2, 8 and 15
2, 45 times since 1946

One Round (Entire Field)
17, 2009 (second round), 2015 (second and fourth round)

One Tournament, One Hole (Entire Field)
20 on No. 13, 2015

One Tournament (Entire Field)
47, 2015

One Tournament (Individual)
4, Bruce Crampton, 1974; first round, No. 13; third and fourth rounds, No. 15; fourth round, No. 3
4, Dustin Johnson, 2009, second round Nos. 8 and 15, fourth round, Nos. 13 and 14
4, Tiger Woods, 2010; first round, Nos. 8 and 15, fourth round, Nos. 7 and 15

EAGLES, CONSECUTIVE HOLES

Dan Pohl, 1982, third round, Nos. 13 and 14
Dustin Johnson, 2009, fourth round, Nos. 13 and 14
Phil Mickelson, 2010, third round, Nos. 13 and 14
Webb Simpson, fourth round, Nos. 7 and 8

EAGLES, CONSECUTIVE ROUNDS, SAME PLAYER, SAME HOLE

22 Players (two on No. 2, 10 on No. 13, 10 on No. 15)

TWO EAGLES, ONE HOLE (PAR 4), ONE TOURNAMENT

Jack Nicklaus, 1995, No. 5, first and third round

TWO EAGLES, PAR 4 HOLES, ONE TOURNAMENT

Brett Ogle, 1993, No. 3 (first round), No. 14 (third round)
Jack Nicklaus, 1995, No. 5 (first and third round)
Brandt Jobe, 2006, No. 10 (second round), No. 7 (fourth round)

DOUBLE EAGLES

Hole No. 2
Louis Oosthuizen, 2012, fourth round (4-iron, 253 yards)

Hole No. 8
Bruce Devlin, 1967, first round (4-wood, 248 yards)

Hole No. 13
Jeff Maggert, 1994, fourth round (3-iron, 222 yards)

Hole No. 15
Gene Sarazen, 1935, fourth round (4-wood, 235 yards)

HOLES-IN-ONE

Hole No. 4
Jeff Sluman, 1992 (4-iron, 213 yards)

Hole No. 6
Leland Gibson, 1954 (4-iron, 190 yards)
*Billy Joe Patton, 1954 (5-iron, 190 yards)
Charles Coody, 1972 (5-iron, 190 yards)
Chris DiMarco, 2004 (5-iron, 198 yards)
Jamie Donaldson, 2013 (7-iron, 177 yards)

Hole No. 12
Claude Harmon, 1947 (7-iron, 155 yards)
*William Hyndman, 1959 (6-iron, 155 yards)
Curtis Strange, 1988 (7-iron, 155 yards)

Hole No. 16
*Ross Somerville, 1934 (mashie niblick, 145 yards)
Willie Goggin, 1935 (spade mashie, 145 yards)
*Ray Billows, 1940 (8-iron, 145 yards)
*John Dawson, 1949 (4-iron, 190 yards)
Clive Clark, 1968 (2-iron, 190 yards)
Corey Pavin, 1992 (8-iron, 140 yards)
Raymond Floyd, 1996 (5-iron, 182 yards)
Padraig Harrington, 2004 (6-iron, 177 yards)
Kirk Triplett, 2004 (6-iron, 177 yards)
Trevor Immelman, 2005 (7-iron, 177 yards)
Ian Poulter, 2008 (8-iron, 169 yards)
Nathan Green, 2010 (6-iron, 176 yards)
Ryan Moore, 2010 (7-iron, 176 yards)
Adam Scott, 2012 (7-iron, 202 yards)
Bo Van Pelt, 2012 (6-iron, 202 yards)
Shane Lowry, 2016 (8-iron, 181 yards)
Davis Love III, 2016 (7-iron,181 yards)
Louis Oosthuizen, 2016 (7-iron, 181 yards)
Matt Kuchar, 2017 (7-iron, 180 yards)
Charley Hoffman, 2018 (6-iron, 178 yards)

*Amateur

Consecutive Groups Holes-in-One
2004, fourth round, Hole No. 16, Padraig Harrington, Kirk Triplett

Statistics in **green** indicate a change in 2018

NUMBER OF MASTERS TOURNAMENTS ENTERED

CONSECUTIVE STARTS

50, Arnold Palmer, 1955-2004
46, Doug Ford, 1956-2001
45, Raymond Floyd, 1965-2009
44, Ben Crenshaw, 1972-2015
43, Tom Watson, 1975-2016
40, Jack Nicklaus, 1959-1998
36, Craig Stadler, 1979-2014
36, Gary Player, 1974-2009
35, Billy Casper, 1957-1991
35, Larry Mize, 1984-2018

MOST STARTS

TOTAL STARTS	PLAYERS	72 HOLES	LESS THAN 72 HOLES	YEARS OF SPAN
52	Gary Player	30	22	1957-2009
50	Arnold Palmer	25	25	1955-2004
49	Doug Ford	17	32	1952-2001
45	Raymond Floyd	27	18	1965-2009
45	Jack Nicklaus	37	8	1959-2005
45	Billy Casper	23	22	1957-2005
44	Sam Snead	31	13	1937-1983
44	Ben Crenshaw	25	19	1972-2015
43	Tom Watson	24	19	1970-2016
42	Tommy Aaron	21	21	1959-2005
40	Charles Coody	16	24	1963-2006
39	Gay Brewer	12	27	1963-2001
38	Craig Stadler	21	17	1974-2014
37	**Sandy Lyle**	**17**	**20**	**1980-2018**
35	**Bernhard Langer**	**25**	**10**	**1982-2018**
35	**Larry Mize**	**20**	**15**	**1984-2018**
34	Gene Sarazen	17	17	1935-1973
34	**Mark O'Meara**	**19**	**15**	**1980-2018**
33	**Fred Couples**	**30**	**3**	**1983-2018**
31	Fuzzy Zoeller	18	13	1979-2009
30	**Ian Woosnam**	**13**	**18**	**1988-2018**
30	Art Wall Jr.	15	15	1956-1988
29	Byron Nelson	24	5	1935-1966
29	Henry Picard	19	9	1934-1970
29	**Jose Maria Olazabal**	**18**	**11**	**1985-2018**
28	Seve Ballesteros	18	10	1977-2007
27	Bob Goalby	13	14	1960-1986
27	Horton Smith	20	7	1934-1963
26	*Gene Littler	24	2	1954-1980
26	*Tom Kite	21	5	1971-2002
26	Cary Middlecoff	14	12	1946-1971
26	Herman Keiser	9	17	1942-1982
26	**Phil Mickelson**	**23**	**3**	**1991-2018**
25	*Julius Boros	18	7	1950-1974
25	Ben Hogan	24	1	1938-1967
25	*Denny Shute	17	8	1934-1962
25	*Victor Ghezzi	17	8	1934-1962
25	Claude Harmon	14	11	1946-1971
25	Craig Wood	17	8	1934-1964
25	**Vijay Singh**	**19**	**6**	**1994-2018**

**Non-winners*

Statistics in **green** indicate a change in 2018

TOP FINISHES

LEADERS IN CATEGORY

Top 5
15, Jack Nicklaus
11, Tiger Woods
11, Phil Mickelson
9, Ben Hogan
9, Tom Kite
9, Arnold Palmer
9, Sam Snead
9, Tom Watson

Top 10
22, Jack Nicklaus
17, Ben Hogan
15, Gary Player
15, Sam Snead
15, Tom Watson
15, Phil Mickelson

Top 25
29, Jack Nicklaus
26, Sam Snead
22, Gary Player
22, Raymond Floyd
21, Ben Hogan
20, Byron Nelson
20, Tom Watson
20, Fred Couples

MOST FINISHES, 50 YEARS OR OLDER

9, Jack Nicklaus (starting 1990)
8, Sam Snead (starting 1963)

FINISHES, 72 HOLES

37, Jack Nicklaus
31, Sam Snead
30, Gary Player
30, Fred Couples
27, Raymond Floyd
25, Arnold Palmer
25, Ben Crenshaw
24, Ben Hogan
24, Byron Nelson
24, Gene Littler
24, Tom Watson
25, Bernhard Langer
23, Billy Casper
23, Phil Mickelson

AGE OF FINISHERS

Oldest, Top 5
51 years 10 months 28 days, Jimmy Demaret (T5), 1962
50 years 10 months 10 days, Sam Snead (T3), 1963
50 years 3 months 8 days, Miguel Angel Jimenez (4), 2014

AGE OF FINISHERS (continued)

Youngest, Top 5
20 years 8 months 17 days, Jordan Spieth (T2), 2014
21 years 3 months 14 days, Tiger Woods (1), 1997
21 years 8 months 16 days, Jordan Spieth (1), 2015
22 years 8 months 14 days, Jordan Spieth (T2), 2016
23 years 4 days, Seve Ballesteros (1), 1980
23 years 1 month 18 days, Hideki Matsuyama (5), 2015
23 years 2 months 17 days, Jack Nicklaus, (1), 1963
23 years 4 months 29 days, Jason Day (T2), 2011
23 years 4 months 28 days, Jon Rahm (4), 2018
23 years 11 months 13 days, Johnny Miller (T2), 1971

Oldest, Top 10
58 years 2 months 21 days, Jack Nicklaus (T6), 1998
56 years 7 months 17 days, Bernhard Langer (T8), 2014
54 years 10 months 12 days, Sam Snead (T10), 1967
54 years 7 months 26 days, Ben Hogan (T10), 1967
51 years 10 months 28 days, Jimmy Demaret, (T5), 1962
50 years 10 months 10 days, Sam Snead (T3), 1963
50 years 4 months 8 days, Fred Couples (6), 2010

Youngest, Top 10
20 years 8 months 17 days, Jordan Spieth (T2), 2014
21 years 2 months 20 days, Jack Nicklaus (T7), 1961
21 years 3 months 14 days, Tiger Woods (1), 1997
21 years 5 months 20 days, Matthew Fitzpatrick (T7), 2016
21 years 8 months 16 days, Jordan Spieth (1), 2015
21 years 8 months 29 days, Adam Scott (T9), 2002
22 years 3 months 5 days, Sergio Garcia (8), 2002
22 years 3 months 12 days, Tiger Woods, (T8), 1998
22 years 8 months 14 days, Jordan Spieth (T2), 2016
23 years 3 days, Daniel Berger (T10), 2016
23 years 4 days, Seve Ballesteros (1), 1980
23 years 1 month 18 days, Hideki Matsuyama (5), 2015
23 years 2 months 17 days, Jack Nicklaus (1), 1963
23 years 3 months 21 days, Thorbjorn Olesen (T6), 2013
23 years 4 months 28 days, Jon Rahm (4), 2018
23 years 4 months 29 days, Jason Day (T2), 2011

Youngest Starter-Finisher
14 years 5 months 12 days, Tianlang Guan (amateur) (300), 2013

Oldest Starter
79 years, Fred McLeod, 1962 (10 starts 70 years or older)

Oldest, Low 18
71 years, Arnold Palmer (76), 2001
71 years, Gary Player (77), 2007

Oldest, Low 36
71 years, Arnold Palmer (82-76-158), 2001
70 years, Gene Sarazen (79-79-158), 1972

Oldest Honorary Starter
97 years, Gene Sarazen, 1999
93 years, Fred McLeod, 1976

Most Starts, 70 and Older
10, Fred McLeod
9, Doug Ford
8, Jock Hutchison
5, Arnold Palmer

Statistics in **green** indicate a change in 2018

MONEY LEADERS

NAME	AMOUNT	#MASTERS	NAME	AMOUNT	#MASTERS
Phil Mickelson	**$7,879,837**	**26**	**Vijay Singh**	**$2,583,118**	**25**
Tiger Woods	**$7,435,469**	**24**	**Jose Maria Olazabal**	**$2,571,106**	**30**
Jordan Spieth	**$4,453,200**	**5**	Ernie Els	$2,533,343	23
Bubba Watson	**$3,716,455**	**10**	**Charl Schwartzel**	**$2,379,563**	**9**
Justin Rose	**$3,613,015**	**13**	Retief Goosen	$2,289,313	13
Angel Cabrera	**$3,517,257**	**19**	**Patrick Reed**	**$2,120,300**	**5**
Adam Scott	**$3,487,427**	**17**	**Rickie Fowler**	**$2,094,800**	**8**
Lee Westwood	$3,400,330	18	**Trevor Immelman**	**$2,031,310**	**16**
Sergio Garcia	**$3,268,530**	**20**	**Paul Casey**	**$2,007,426**	**12**
Fred Couples	**$2,773,036**	**34**	**Rory McIlroy**	**$1,982,565**	**10**

CUT INFORMATION

36 HOLE CUT

Instituted in 1957. Beginning in 2013, the low 50 and ties and those within 10 strokes of the leader qualified for the final 36 holes. From 1957-1961, it was low 40 and ties. From 1962-2012, it was low 44 and ties and those within 10 strokes of the leader.

MOST CUTS MADE

37, Jack Nicklaus
30, Gary Player
30, Fred Couples
27, Raymond Floyd
25, Ben Crenshaw
25, Bernhard Langer
24, Tom Watson
23, Billy Casper
23, Arnold Palmer
23, Phil Mickelson

MOST CONSECUTIVE CUTS MADE

23, Fred Couples (1983-2007)
23, Gary Player (1959-1982)
21, Tom Watson (1975-1995)
19, Bernhard Langer (1984-2002)
19, Gene Littler (1961-1980)
19, Tiger Woods (1997-2018)
18, Billy Casper (1960-1977)
16, Phil Mickelson (1998-2013)
15, Bruce Devlin (1964-1981)
15, Jack Nicklaus (1968-1982)
13, Ben Crenshaw (1980-1992)
13, Nick Faldo (1979-1996)
13, Raymond Floyd (1973-1985)
13, Corey Pavin (1985-1998)
13, Justin Rose (2003-2018)
12, Seve Ballesteros (1985-1996)
12, Bruce Crampton (1962-1974)
12, Doug Ford (1957-1968)
12, John Huston (1990-2001)
12, Tom Kite (1971-1984)
12, Tom Weiskopf (1968-1979)
12, Ian Woosnam (1989-2000)
11, Ernie Els (1996-2006)
11, Al Geiberger (1964-1974)
11, Hubert Green (1972-1982)
11, Paul Harney (1959-1973)
11, Bruce Lietzke (1981-1995)
11, Larry Mize (1984-1994)
11, Bobby Nichols (1963-1975)
11, Arnold Palmer (1957-1967)
11, Vijay Singh (1999-2009)
11, Lee Westwood (2007-2017)

CUT SCORES

Lowest
145, 1979, 1992, 1995, 2001, 2009, 2011
Highest
154, 1982
Average
148.55

QUALIFIERS

Most
From 1957-1961: 45 (1960)
From 1962-2012: 64 (1966)
From 2013-2018: 61 (2013)
Fewest
From 1957-1961: 40 (1957)
From 1962-2012: 44 (1974, 1996, 2004)
From 2013-2018: 51 (2014)
Oldest
63 years, Tommy Aaron, 2000
Youngest
14 years 5 months 18 days, Tianlang Guan (amateur), 2013

Statistics in **green** indicate a change in 2018

INTERNATIONAL

Most
From 1957-1961: 7 (1958, 1961)
From 1962-2012: 34 (2012)
From 2013-2018: 34 (2013)

Fewest
From 1957-1961: 4 (1960)
From 1962-2012: 6 (1978, 1980, 1982)
From 2013-2018: 26 (2017)

Oldest
62 years, Gary Player (South Africa), 1998

Youngest
14 years 5 months 18 days, Tianlang Guan (amateur), 2013

AMATEUR

Most
From 1957-1961: 10 (1960)
From 1962-2012: 12 (1966)
From 2013-2018: 2 (2016, 2017)

Fewest
From 1957-1961: 3 (1961)
From 1962-2012: 0 (11 times)
From 2013-2018: 0 (2015)

Oldest
49 years, Bill Hyndman, 1965

Youngest
14 years 5 months 18 days, Tianlang Guan (amateur), 2013

Youngest U.S.
18 years 11 months 24 days, Bobby Clampett, 1979

FIRST YEAR PLAYERS

Most
11, 2003, 2014, 2016

Fewest
2, 1960

SENIORS

Most
6, 2014

CUT INFORMATION – YEAR BY YEAR

				UNITED STATES				INTERNATIONAL			
				Professionals		Amateurs		Professionals		Amateurs	
Year	Total Field	Made Cut	Cut	Field	Made Cut	Field	Made Cut	Field	Made Cut	Field	Made Cut
1957	101	40	150	70	29	20	5	10	6	1	0
1958	86	43	149	56	30	16	6	11	7	3	0
1959	87	41	149	60	31	18	5	8	5	1	0
1960	83	45	150	56	31	17	10	10	4	0	0
1961	88	41	149	55	31	18	3	14	7	1	0
1962	109	52	149	64	39	17	2	25	10	3	1
1963	84	50	152	53	35	15	7	13	8	3	0
1964	96	48	148	57	34	14	4	22	9	3	1
1965	91	49	148	57	33	16	6	16	10	2	0
1966	103	64	153	56	41	23	11	21	11	3	1
1967	83	55	150	52	35	10	6	17	12	4	2
1968	74	52	149	50	36	6	3	16	11	2	2
1969	83	48	148	54	37	9	2	18	9	2	0
1970	83	48	150	54	36	13	3	15	9	1	0
1971	77	48	150	52	36	10	3	14	9	1	0
1972	84	47	151	54	33	13	4	16	10	1	0
1973	82	57	151	59	45	6	3	15	9	2	0
1974	78	44	148	55	37	11	0	11	7	1	0
1975	76	46	148	54	35	6	2	16	9	0	0
1976	72	47	150	49	35	9	2	13	10	1	0
1977	77	50	149	55	40	8	2	14	8	0	0
1978	78	53	149	58	43	9	4	10	5	1	1
1979	72	45	145*	54	34	5	3	12	8	1	0
1980	91	52	146	69	42	12	4	9	6	1	0
1981	82	48	148	65	38	6	3	10	7	1	0
1982	76	47	154**	57	38	9	3	9	6	1	0
1983	82	49	147	60	39	7	1	13	9	2	0
1984	88	47	146	66	37	11	3	10	7	1	0
1985	77	60	150	58	45	6	4	12	11	1	0

*Lowest Score **Highest Score

Statistics in **green** indicate a change in 2018

CUT INFORMATION – YEAR BY YEAR

Year	Total Field	Made Cut	Cut	UNITED STATES				INTERNATIONAL			
				Professionals		Amateurs		Professionals		Amateurs	
				Field	Made Cut	Field	Made Cut	Field	Made Cut	Field	Made Cut
1986	88	48	149	65	38	8	1	13	9	2	0
1987	85	54	151	61	41	6	1	16	12	2	0
1988	90	46	151	62	32	10	1	16	13	2	0
1989	85	52	151	66	43	4	0	14	9	1	0
1990	85	49	148	64	37	4	1	16	11	1	0
1991	87	57	146	64	43	3	1	18	12	2	1
1992	83	63	145*	58	45	3	0	20	17	2	1
1993	90	61	147	65	45	2	0	21	16	2	0
1994	86	51	149	55	32	3	1	27	18	1	0
1995	86	47	145*	59	34	4	1	22	12	1	0
1996	92	44	146	64	32	4	0	23	12	1	0
1997	86	46	149	57	28	3	0	25	18	1	0
1998	88	46	150	56	32	3	2	27	12	2	0
1999	96	56	148	63	37	4	2	27	15	2	2
2000	95	57	148	57	34	3	1	33	22	2	0
2001	93	47	145*	52	32	4	0	36	15	1	0
2002	89	45	147	48	23	4	0	36	22	1	0
2003	93	49	149	50	27	4	3	38	19	1	0
2004	93	44	148	48	22	3	2	40	20	2	0
2005	93	50	148	46	25	3	2	43	23	1	0
2006	90	47	148	44	22	3	0	41	25	2	0
2007	97	60	152	44	28	3	0	48	32	2	0
2008	94	45	147	43	19	3	0	48	26	0	0
2009	96	50	145*	38	22	3	0	53	28	2	0
2010	96	48	147	41	26	3	0	49	21	3	1
2011	99	49	145*	42	21	4	0	51	27	2	1
2012	95	63	149	41	28	4	2	48	32	2	1
2013	94	61	148	40	28	4	0	48	32	2	1
2014	97	51	148	42	21	2	0	49	29	4	1
2015	97	55	146	43	27	2	0	47	28	5	0
2016	89	57	150	37	26	3	1	46	29	3	1
2017	93	53	150	39	26	2	1	49	25	3	1
2018	**87**	**53**	**149**	**38**	**24**	**3**	**1**	**44**	**28**	**3**	**0**

*Lowest Score **Highest Score

Statistics in **green** indicate a change in 2018

HIGHEST AND LOWEST SCORE ON EACH HOLE

HOLE NO. 1

Highest
9, Ernie Els, 2016
Lowest
2, Frank Moore, 1940
2, Roberto De Vicenzo, 1968
2, Takaaki Kono, 1970
2, Scott Verplank, 1987
2, Retief Goosen, 2011

HOLE NO. 2

Highest
10, Sam Byrd, 1948
10, David Duval, 2006
Lowest
2, Louis Oosthuizen, 2012

HOLE NO. 3

Highest
8, Douglas B. Clarke, 1980
Lowest
2, 16 times, the last time was Morgan Hoffmann and Thongchai Jaidee, 2015

HOLE NO. 4

Highest
8, Henrik Stenson, 2011
Lowest
1, Jeff Sluman, 1992

HOLE NO. 5

Highest
8, Bill Campbell, 1957
8, Sam Parks, 1957
8, Chick Harbert, 1960
8, Jerry Barber, 1964
Lowest
2, Art Wall, 1974
2, Scott Hoch, 1983
2, Curtis Strange, 1987
2, Jack Nicklaus, 1995 (Rd. 1), 1995 (Rd. 3)
2, Colin Montgomerie, 2000
2, Gabriel Hjertstedt, 2000
2, Rich Beem, 2003
2, Russell Henley, 2017

HOLE NO. 6

Highest
7, Jose Maria Olazabal, 1991
7, Arnold Palmer, 1997
7, Branden Grace, 2016
Lowest
1, Billy Joe Patton, 1954
1, Leland Gibson, 1954
1, Charles Coody, 1972
1, Chris DiMarco, 2004
1, Jamie Donaldson, 2013

HOLE NO. 7

Highest
8, DeWitt Weaver, 1972
8, Richard L. VonTacky Jr., 1981
Lowest
2, Dick Mayer, 1955
2, Jack Nicklaus, 1976
2, Tommy Aaron, 1986
2, Fuzzy Zoeller, 1992
2, Ernie Els, 1997
2, Larry Mize, 1999
2, Ernie Els, 2003
2, Ben Curtis, 2004
2, Brandt Jobe, 2006
2, Miguel Angel Jimenez, 2008
2, Adam Scott, 2010
2, Tiger Woods, 2010
2, Patrick Cantlay, 2012
2, Marc Leishman, 2017
2, Kevin Chappell, 2017
2, Webb Simpson, 2018

HOLE NO. 8

Highest
12, Frank Walsh, 1935
Lowest
2, Bruce Devlin, 1967

HOLE NO. 9

Highest
8, Jack Selby, 1948
8, Richard Davies, 1963
8, Clay Ogden, 2006
8, Luke Donald, 2014
Lowest
2, Earl Stewart, Jr., 1954
2, Curtis Strange, 1980
2, Steve Jones, 1991
2, Danny Green, 2000
2, Bill Haas, 2013

HOLE NO. 10

Highest
9, Danny Lee, 2009
Lowest
2, Dick Metz, 1940
2, Doug Ford, 1960
2, Rick Fehr, 1987
2, Guy Yamamoto, 1995
2, Masashi 'Jumbo' Ozaki, 1999
2, Casey Wittenberg, 2004
2, Brandt Jobe, 2006
2, Robert Allenby, 2008

Statistics in **green** indicate a change in 2018

HOLE NO. 11

Highest
9, Dow Finsterwald, 1952
9, Bo Wininger, 1958
9, William G. Moody III, 1980
9, Charles Howell III, 2006
9, Sandy Lyle, 2017

Lowest
2, Jerry Barber, 1962
2, Brad Faxon, 2002
2, K.J. Choi, 2004
2, Rory Sabbatini, 2006
2, Stephen Ames, 2008
2, Drew Kittleson, 2009

HOLE NO. 12

Highest
13, Tom Weiskopf, 1980

Lowest
1, Claude Harmon, 1947
1, William Hyndman, 1959
1, Curtis Strange, 1988

HOLE NO. 13

Highest
13, Tsuneyuki 'Tommy' Nakajima, 1978

Lowest
2, Jeff Maggert, 1994

HOLE NO. 14

Highest
8, Nick Price, 1993

Lowest
2, 20 times, the last was Martin Kaymer, 2016

HOLE NO. 15

Highest
13, Sergio Garcia, 2018

Lowest
2, Gene Sarazen, 1935

HOLE NO. 16

Highest
11, Herman Barron, 1950

Lowest
1, Ross Somerville, 1934
1, Willie Goggin, 1935
1, Ray Billows, 1940
1, John Dawson, 1949
1, Clive Clark, 1968
1, Corey Pavin, 1992
1, Raymond Floyd, 1996
1, Padraig Harrington, 2004
1, Kirk Triplett, 2004
1, Trevor Immelman, 2005
1, Ian Poulter, 2008
1, Ryan Moore, 2010
1, Nathan Green, 2010
1, Adam Scott, 2012
1, Bo Van Pelt, 2012
1, Shane Lowry, 2016
1, Davis Love III, 2016
1, Louis Oosthuizen, 2016
1, Matt Kuchar, 2017
1, Charley Hoffman, 2018

HOLE NO. 17

Highest
7, 19 times, the last was Fred Couples and Ted Potter, Jr., 2013

Lowest
2, Takaaki Kono, 1969
2, Tsuneyuki 'Tommy' Nakajima, 1989
2, Davis Love III, 1998

HOLE NO. 18

Highest
8, Denny Shute, 1959
8, Homero Blancas, 1970
8, Masashi 'Jumbo' Ozaki, 1994
8, Ian Baker-Finch, 1995
8, Arnold Palmer, 2000
8, Camilo Villegas, 2007
8, Henrik Stenson, 2012

Lowest
2, Felice Torza, 1948
2, Denis Hutchinson, 1962
2, Jim Colbert, 1974
2, John Huston, 1997
2, Chris DiMarco, 2006
2, Doug Ghim, 2018

RINGER ROUNDS

Highest
167 (78-89)

Lowest
32 (16-16)

Statistics in **green** indicate a change in 2018

LOWEST/HIGHEST PERFORMANCES

HOLE NO. 1

Lowest
3 under (4-3-3-3), Gary Player, 1961
3 under (3-3-4-3), Artie McNickle, 1979
3 under (3-3-3-4), Curtis Strange, 1984, 1992
3 under (3-3-4-3), Jose Maria Olazabal, 1991

Highest
6 over (5-5-5-7), Charles Kunkle, Jr., 1956
6 over (5-6-6-5), Skee Riegel, 1956
6 over (4-5-5-8), Jeev Milkha Singh, 2007

HOLE NO. 2

Lowest
6 under (3-4-4-3), Phil Mickelson, 2017

Highest
6 over (10-5-5-6), Sam Byrd, 1948

HOLE NO. 3

Lowest
4 under (3-3-3-3), Ken Venturi, 1960
4 under (3-3-3-3), K. J. Choi, 2003

Highest
5 over (6-5-5-5), Fuzzy Zoeller, 1983
5 over (5-5-5-6), David Frost, 1991
5 over (6-4-5-6), John Rollins, 2003

HOLE NO. 4

Lowest
3 under (3-2-2-2), David Toms, 2001
3 under (3-2-2-2), Jim Furyk, 2006

Highest
6 over (4-5-5-4), Don Bisplinghoff, 1956
6 over (5-4-5-4), Seve Ballesteros, 1995

HOLE NO. 5

Lowest
3 under (3-3-3-4), Bruce Crampton, 1976
3 under (4-3-3-3), Tom Kite, 1982
3 under (3-3-3-4), Larry Nelson, 1984
3 under (4-3-3-3), Gary Hallberg, 1985
3 under (3-4-3-3), Denis Watson, 1985
3 under (4-2-3-4), Curtis Strange, 1987
3 under (2-5-2-4), Jack Nicklaus, 1995
3 under (3-3-4-3), Bob May, 2001
3 under (3-3-4-3), Trevor Immelman, 2008
3 under (3-3-3-4), Hunter Mahan, 2012
3 under (3-3-4-3), Kevin Stadler, 2014

Highest
7 over (7-4-7-5), Reggie Myles, 1952

HOLE NO. 6

Lowest
3 under (3-2-2-2), Henry Picard, 1940
3 under (3-2-2-2), Lew Worsham, 1949
3 under (3-2-2-2), Johnny Palmer, 1957
3 under (2-2-2-3), Gay Brewer, 1967
3 under (3-2-2-2), John Schlee, 1974
3 under (3-2-2-2), Tom Weiskopf, 1975
3 under (2-2-3-2), Maurice Bembridge, 1975
3 under (2-2-3-2), Dave Barr, 1986
3 under (3-2-2-2), Vijay Singh, 2006
3 under (2-2-3-2), Tiger Woods, 2011
3 under (3-2-2-2), Matt Kuchar, 2011
3 under (2-3-2-2), Ian Poulter, 2012
3 under (2-2-2-3), Brooks Koepka, 2015
3 under (2-3-2-2), Dustin Johnson, 2015

Highest
5 over (5-4-5-3), Ralph Guldahl, 1946
5 over (4-7-3-3), Jose Maria Olazabal, 1991
5 over (4-4-5-4), Ernie Els, 2017

HOLE NO. 7

Lowest
4 under (3-3-3-3), Sam Snead, 1957
4 under (3-3-3-3), Larry Mize, 1994
4 under (3-3-3-3), David Duval, 2001

Highest
6 over (4-5-7-6), Tommy Aaron, 2000
6 over (6-5-5-6), Darren Clarke, 2015

HOLE NO. 8

Lowest
6 under (2-4-4-4), Bruce Devlin, 1967

Highest
5 over (6-8-7-4), Ernie Vossler, 1956

HOLE NO. 9

Lowest
4 under (3-3-3-3), Billy Joe Patton, 1954

Highest
7 over (5-5-8-5), Jack Selby, 1948

HOLE NO. 10

Lowest
3 under (3-3-3-4), Jerry Heard, 1974
3 under (3-3-3-4), Jack Newton, 1979
3 under (3-3-3-4), Nick Price, 1991
3 under (3-4-3-3), Jim Furyk, 1998
3 under (3-4-2-4), Casey Wittenberg, 2004
3 under (3-2-4-4), Brandt Jobe, 2006
3 under (3-3-4-3), Jordan Spieth, 2015
3 under (4-3-3-3), Hideki Matsuyama, 2017

Highest
8 over (5-6-7-6), Charles Evans Jr., 1940

Statistics in **green** indicate a change in 2018

HOLE NO. 11

Lowest
3 under (3-3-3-4), Ben Hogan, 1939
3 under (4-3-3-3), Jim Ferrier, 1949
3 under (4-3-3-3), Horton Smith, 1951
3 under (2-3-4-4), Jerry Barber, 1962
3 under (3-4-3-3), Gardner Dickinson, 1969
3 under (3-3-4-3), Hubert Green, 1974
3 under (3-3-3-4), Curtis Strange, 1985
3 under (4-3-4-2), Stephen Ames, 2008

Highest
6 over (4-4-5-9), Dow Finsterwald, 1952
6 over (5-5-8-4), Ed Oliver, 1955
6 over (6-7-4-5), William Hyndman III, 1956
6 over (4-6-5-7), Paul Harney, 1966
6 over (5-6-5-6), Peter Oosterhuis, 1976
6 over (4-5-7-6), Gay Brewer, 1983
6 over (4-6-6-6), Jerry Kelly, 2003
6 over (5-6-7-4), Sergio Garcia, 2006
6 over (5-5-5-7), Fuzzy Zoeller, 2007
6 over (7-5-6-4), Brooks Koepka, 2015

HOLE NO. 12

Lowest
4 under (2-2-2-2), Scott Verplank, 2003

Highest
10 over (3-11-4-4), Dow Finsterwald, 1951

HOLE NO. 13

Lowest
6 under (3-3-4-4), Byron Nelson, 1947
6 under (4-3-3-4), Jimmy Demaret, 1950
6 under (4-3-3-4), Lloyd Mangrum, 1953
6 under (3-4-3-4), Raymond Floyd, 1971
6 under (3-4-4-3), Phil Mickelson, 1995
6 under (3-4-3-4), Bernhard Langer, 2000
6 under (4-3-4-3), Padraig Harrington, 2009
6 under (3-4-3-4), Phil Mickelson, 2010
6 under (3-4-4-3), Matt Kuchar, 2015

Highest
5 over (7-6-7-5), Herman Barron, 1942
5 over (7-5-7-6), Jerry Barber, 1955
5 over (4-6-10-5), Bob Shearer, 1983
5 over (4-10-4-7), John Huston, 1997
5 over (6-6-4-9), John Daly, 1998
5 over (5-6-5-9), Patrick Cantlay, 2012

HOLE NO. 14

Lowest
4 under (3-3-3-3), Bernhard Langer, 1991

Highest
6 over (5-6-5-6), Horton Smith, 1956

HOLE NO. 15

Lowest
6 under (4-4-4-2), Gene Sarazen, 1935
6 under (4-4-3-3), John A. Fought III, 1980
6 under (4-4-3-3), Ben Crenshaw, 1991
6 under (3-3-4-4), Fuzzy Zoeller, 1991
6 under (4-4-3-3), Toshi Izawa, 2001
6 under (3-4-4-3), Sergio Garcia, 2004
6 under (3-4-4-3), Tiger Woods, 2010
6 under (3-3-4-4), Ernie Els, 2013

Highest
8 over (9-7-5-7), Angel Cabrera, 2016

HOLE NO. 16

Lowest
4 under (2-2-2-2), Bert Yancey, 1968

Highest
9 over (4-4-3-10), Richard D. Chapman, 1955
9 over (3-5-4-9), George Bayer, 1962

HOLE NO. 17

Lowest
4 under (3-3-3-3), Gary Hallberg, 1983
4 under (3-3-3-3), John Daly, 1996

Highest
6 over (5-5-6-6), Jim Foulis, 1947

HOLE NO. 18

Lowest
4 under (2-3-4-3), John Huston, 1997

Highest
7 over (5-5-6-7), Kelly Kraft, 2012

SAME SCORE (5s)

One Tournament
37, Johnny Farrell (318), 1951

One Round
12, 11 times

Nine Holes
8, Henry Picard, third round, 1956
8, Cary Middlecoff, first round, 1967
8, Arnold Palmer, first round, 2003
8, Pat Perez, second round, 2009

Consecutive
8, Ralph Guldahl, 1946
8, Les Kennedy, 1950
8, George Fazio, 1953
8, Cobie LeGrange, 1966
8, Miller Barber, 1972

5s or Higher, Consecutive
10, James Frisina, 1952
10, Frank Conner, 1982

Statistics in **green** indicate a change in 2018

NO SCORE HIGHER THAN 4, SAME ROUND

First Round
Ben Hogan, 1956
Jack Nicklaus, 1965
Arnold Palmer, 1965
Gary Player, 1965
Charles Coody, 1971
Raymond Floyd, 1976
Tim Clark, 2009

Second Round
Frank Beard, 1968
Gary Player, 1968
Fuzzy Zoeller, 1993
Steve Flesch, 2008
Lee Westwood, 2011
Jordan Spieth, 2015

Third Round
Jack Nicklaus, 1965
Hubert Green, 1978
Tom Kite, 1990
Trevor Immelman, 2005
Rickie Fowler, 2014
Charl Schwartzel, 2017

Fourth Round
Gene Littler, 1964
Jack Nicklaus, 1968
Bert Yancey, 1968
Raymond Floyd, 1975
Hale Irwin, 1975
Tom Kite, 1975
Greg Norman, 1988
Steve Pate, 1991
Retief Goosen, 2006
Anthony Kim, 2010
Thomas Pieters, 2017

SAME SCORE (4s)

One Tournament
51, Bernhard Langer (285), 1992

One Round
16, Cary Middlecoff, first round, 1946
16, Arnold Palmer, first round, 1965
16, Tom Weiskopf, first round, 1968
16, Phil Mickelson, third round, 1991
16, Bob Tway, fourth round, 1996
16, Retief Goosen, fourth round, 2006

Nine Holes
9, 29 times

Consecutive
14, Bo Wininger, 1965

Consecutive, No More than Four
34, Raymond Floyd, 1976

SAME SCORE (3s)

One Tournament
27, Mark O'Meara, 2001 (12 birdies, 1 eagle)

One Round
11, Miller Barber, second round (1979), shot 64 and was 6 under on Par 4s

Nine Holes
6, 14 times

Consecutive
7, Jodie Mudd, 1987

SAME SCORE (2s)

One Tournament
7, Jack Nicklaus, 1965
7, Hale Irwin, 1978
7, David Toms, 2001
7, Scott Verplank, 2003

One Round
4, Art Wall, first round, 1974 (3 birdies, 1 eagle)
4, Jerry Pate, third round, 1977 (birdied all par 3s)
4, Loren Roberts, second round, 2000 (birdied all par 3s)
4, Patrick Cantlay, fourth round, 2012 (5 birdies, 2 eagles)
4, Charley Hoffman, first round, 2017 (birdied all par 3s)

Nine Holes
3, Art Wall, 1974, first round

Consecutive
3, Art Wall, first round, 1974 (Nos. 4, 5, 6)

MISCELLANEOUS

1-2-3-4
No. 12, Curtis Strange, 1988 (not in sequence)
No. 16, Corey Pavin, 1992 (not in sequence)

Statistics in **green** indicate a change in 2018

TOTAL STROKES
(Minimum 60 rounds)

PLAYER	STROKES	ROUNDS PLAYED	SCORING AVERAGE	TOURNAMENTS	FIRST/LAST YEAR
Gary Player	12,061	164	73.54	52	1957/2009
Jack Nicklaus	11,733	163	71.98	45	1959/2005
Arnold Palmer	11,180	150	74.53	50	1955/2004
Sam Snead	10,702	146	73.30	44	1937/1983
Raymond Floyd	10,516	144	73.03	45	1965/2009
Ben Crenshaw	10,202	138	73.93	44	1972/2015
Billy Casper	9,829	132	74.46	44	1957/2001
Tom Watson	9,747	134	72.74	43	1970/2016
Tommy Aaron	9,459	126	75.07	42	1959/2005
Doug Ford	9,107	119	76.53	46	1952/2000

SIZE OF FIELD

MOST

109, 1962
103, 1966
101, 1957
99, 2011
97, 2007, 2014, 2015

United States
90, 1957

International
55, 2009
54, 2010
53, 2011, 2014

Professionals
93, 2010, 2011
92, 2007
91, 2008, 2009, 2014

United States Professionals
70, 1957

International Professionals
53, 2009
51, 2011
49, 2007, 2010, 2014, 2017

Amateurs
26, 1966

United States Amateurs
23, 1966

International Amateurs
5, 2015

FEWEST

42, 1938, 1942

United States
39, 1938

International
0, 1946

Professionals
34, 1938

United States Professionals
32, 1938

International Professionals
0, 1946

Amateurs
3, 1942, 2008

United States Amateurs
2, 1993, 1998, 2014, 2015, 2017

International Amateurs
0, 17 years

INTERNATIONAL PLAYERS

COUNTRIES REPRESENTED OUTSIDE U.S.

39

Argentina
Australia
Austria
Belgium
Brazil
Canada
Chile
Chinese Taipei
China
Colombia
Costa Rica
Denmark
England
Fiji
Finland
France
Germany
India
Ireland
Italy
Japan
Korea
Mexico
Namibia
Netherlands
New Zealand
Northern Ireland
Paraguay
Peru
Philippines
Scotland
South Africa
Spain
Sweden
Taiwan
Thailand
Venezuela
Wales
Zimbabwe

Most Countries, One Year
24, 2015

Statistics in **green** indicate a change in 2018

MOST

Starts
52, Gary Player (South Africa), 1957-2009

Consecutive Starts
36, Gary Player (South Africa), 1974-2009

Tournaments Completed (72 Holes)
30, Gary Player (South Africa)

Par or Better Rounds
71, Gary Player (South Africa), 51 subpar

Times Low International
10, Gary Player (South Africa), 1960, 1961, 1962, 1963, 1965, 1967, 1970, 1971, 1975, 1978
8, Harry Cooper (England), 1935, 1936, 1937, 1938, 1939, 1940, 1941, 1942
5, Seve Ballesteros (Spain), 1979, 1980, 1982,1983,1987

Country with Wins
5, South Africa, Gary Player, 1961, 1974, 1978; Trevor Immelman, 2008; Charl Schwartzel, 2011
5, Spain, Seve Ballesteros, 1980, 1983; Jose Maria Olazabal, 1994, 1999; Sergio Garcia, 2017
4, England, Nick Faldo, 1989, 1990, 1996; Danny Willett, 2016

Finishers (Since 1957)
33, 2012, 2013

Finishers Under Par
21, 2011 (of 28 finishers)

Eagles, Career
16, Ernie Els (South Africa)
11, Jose Maria Olazabal (Spain)
11, Bernhard Langer (Germany)
10, Seve Ballesteros (Spain)
10, Adam Scott (Australia)
9, Greg Norman (Australia)
8, Gary Player (South Africa)
8, Luke Donald (England)
8, Sandy Lyle (Scotland)
8, Justin Rose (England)
8, Henrik Stenson (Sweden)

BEST

Round by First Year Player
64, Jason Day (Australia), 2011

Score by First Year Player
276, Jason Day (Australia), 2011

Finish by First Year Player
T2, Jason Day (Australia), 2011
T2, Jonas Blixt (Sweden), 2014

FIRST TO BREAK PAR

286, Harry Cooper (England), 1936, 3rd Masters

FEWEST

Finishers (Since 1957)
4,1959, 1960

AGE OF PLAYERS

Oldest Starter
73 years, Gary Player (South Africa), 2009

Oldest Finisher
62 years, Gary Player (South Africa), 1998

Youngest Starter, Finisher
14 years, Tianlang Guan (China), 2013

Youngest Professional
17 years, Ryo Ishikawa (Japan), 2009

LONGEST COMPETITIVE SPAN

53 years, Gary Player (South Africa), 1957-2009

LOWEST 72 HOLE TOTALS

274, Charl Schwartzel (South Africa), 2011
274, Justin Rose (England), 2015*
275, Seve Ballesteros (Spain), 1980
275, Lee Westwood (England), 2010*
276, Nick Faldo (England), 1996
276, Angel Cabrera (Argentina), 2009
276, Adam Scott (Australia), 2011*
276, Rory McIlroy (N. Ireland), 2015*
276, Jason Day (Australia), 2011*
277, Gary Player (South Africa), 1978
277, Ian Woosnam (Wales), 1991
277, Bernhard Langer (Germany), 1993
277, K.J. Choi (Korea), 2010*
277, Greg Norman (Australia), 1995*
277, Hideki Matsuyama (Japan), 2015*
277, Jon Rahm (Spain), 2018*
**Non-winner*

AMATEUR PLAYERS

BEST FINISH

T2, Frank Stranahan, 1947
2, Ken Venturi, 1956
T2, Charles R. Coe, 1961

Top 10
3, Billy Joe Patton, 1954 (first Masters), 1958, 1959
3, Charles R. Coe, 1959, 1961, 1962

LEADERS

18 holes, Billy Joe Patton, 1954
18 holes, Ken Venturi, 1956
36 holes, Billy Joe Patton, 1954
36 holes, Ken Venturi, 1956
54 holes, Ken Venturi, 1956

MOST

Cuts Made
8, Charles R. Coe

Consecutive Birdies
5, Robert C. Lewis, 1984 (starting with sixth hole, second round)

Eagles, Career
6, Charles R. Coe (including two in first start, 1949)

Rounds Played
67, Charles R. Coe

Statistics in **green** indicate a change in 2018

MOST (continued)

Rounds Par or Better
22, Charles R. Coe

Four Rounds Par or Better
Charles R. Coe, 1961

Rounds in 60s, Career
4, Charles R. Coe

Rounds in 60s, One Tournament
2, Ken Venturi, 1956
2, Charles R. Coe, 1961

FIRST

Equal Par, 72 Holes
288, Lawson Little, 1935

Break Par, 72 Holes
283, Frank Stranahan, 1947

Break Par, 72 Holes, First Masters
286, Lindy Miller, 1978

Round in 60s
68, Albert Campbell, 1936

LOW

Most Won or Shared
6, Charles R. Coe, 1949, 1951, 1959, 1961, 1962, 1970

International
Jim Ferrier (Australia), 1940 (26)
Gary Cowan (Canada), 1964 (T25)
Sergio Garcia (Spain), 1999 (T38)
Matteo Manassero (Italy), 2010 (T36)
Manny Zerman (South Africa), 1992 (T59)
Hideki Matsuyama (Japan), 2011 (T27)
Hideki Matsuyama (Japan), 2012 (T54)
Tianlang Guan (China), 2013 (58)
Oliver Goss (Australia), 2014 (49)

Top 10, 72 hole Scores and Ties
281, Charles R. Coe, 1961
283, Frank Stranahan, 1947
286, Lindy Miller, 1978 (first year)
287, Jack Nicklaus, 1961
287, Ryan Moore, 2005
287, Hideki Matsuyama, 2011 (first year)
288, Lawson Little, 1935 (first year)
288, Harvie Ward, 1957
288, Billy Joe Patton, 1958
288, Charles R. Coe, 1959, 1962
288, Robert Gardner, 1961 (first year)
288, Marvin Giles, 1968 (first year)
288, Rick Fehr, 1984
288, Matt Kuchar, 1998 (first year)
288, Casey Wittenberg, 2004 (first year)

STARTS

Most
19, Dick Chapman, 1939-1962
19, Charles R. Coe, 1949-1971 (completed 15)

Most Consecutive
17, Dick Chapman, 1946-1962

Most, One Tournament
26, 1966

Fewest, One Tournament
2, 1942

Oldest
69 years, Chick Evans, 1960
56 years, Bill Hyndman, 1972

FINISHERS

Most
20, 1956
12, 1966 (since 1957 cut era)
4, 1999

Fewest
0, 1974, 1989, 1993, 1996, 1997, 2001, 2002, 2006, 2007, 2008, 2009, 2015

Oldest
62 years, Chick Evans, 1953
49 years, Bill Hyndman, 1965 (since 1957)

YOUNGEST STARTER-FINISHER

14 years 5 months 18 days, Tianlang Guan (amateur), 2013

BEST ROUND, FIRST YEAR PLAYER

67, Jodie Mudd, 1982

CHAMPIONS, FIRST PLAYED AS AMATEURS

Amateur year(s)/won Masters
13
Tommy Aaron (1959, 1960/1973)
Charles Coody (1963/1971)
Ben Crenshaw (1972, 1973/1984, 1995)
Trevor Immelman (1999/2008)
Phil Mickelson (1991/2004, 2006, 2010)
Cary Middlecoff (1946/1955)
Jack Nicklaus (1959, 1960, 1961/1963, 1965, 1966, 1972, 1975, 1986)
Jose Maria Olazabal (1985/1994, 1999)
Mark O'Meara (1980/1998)
Craig Stadler (1974, 1975/1982)
Tom Watson (1970/1977, 1981)
Tiger Woods (1995, 1996/1997, 2001, 2002, 2005)
Sergio Garcia (1999/2017)

Statistics in **green** indicate a change in 2018

FIRST YEAR PLAYERS

MOST ONE TOURNAMENT

24, 2014

FINISH

Top 5
29

Champions
Horton Smith, 1934
Gene Sarazen, 1935
Fuzzy Zoeller, 1979

Second
Craig Wood, 1934
Ralph Guldahl, 1937
Lloyd Mangrum, 1940
Tony Lema, 1963
Dan Pohl, 1982
Jason Day, 2011
Jonas Blixt, 2014
Jordan Spieth, 2014

Third
Billy Burke, 1934
Paul Runyan, 1934
Olin Dutra, 1935
Bob Hamilton, 1946
Tommy Bolt, 1952
Billy Joe Patton (amateur), 1954
Bert Yancey, 1967
David Edwards, 1984
John Huston, 1990
Tom Lehman, 1993
Tommy Tolles, 1997
Luke Donald, 2005

Fourth
Mike Souchak, 1955
Greg Norman, 1981
Toshi Izawa, 2001
Thomas Pieters, 2017

Fifth
Ed Dudley, 1934
Jim Jamieson, 1972
Jerry McGee, 1972
Wally Armstrong, 1978
Jim McGovern, 1994
Mark Hensby, 2005
Rod Pampling, 2005

SUBPAR FINISHERS

84 total subpar finishers

Top 10 subpar finishers
276, Jason Day, 2011
278, Toshi Izawa, 2001
280, Wally Armstrong, 1978
280, Fuzzy Zoeller, 1979 (winner)
280, David Edwards, 1984
280, Chris DiMarco, 2001
280, John Merrick, 2009
281, Tony Finau, 2018
282, Gene Sarazen, 1935 (winner)
282, Ronnie Black, 1984
282, Mark Lye, 1984
282, Dillard Pruitt, 1992
282, Brian Henninger, 1995
283, Thomas Pieters, 2017

SUBPAR, 4 ROUNDS

1, Fuzzy Zoeller, 1979
T2, Jonas Blixt, 2014

SUBPAR, MOST ONE TOURNAMENT

5, 1992, 2009, 2011

PAR OR BETTER, EACH ROUND

14
Wally Armstrong, 1978
David Edwards, 1984
Ralph Johnston, 1974
Jim McGovern, 1994
Rocco Mediate, 1991
Larry Mize, 1984
Greg Norman, 1981
Jack Renner, 1980
Adam Scott, 2002
Horton Smith, 1934
Tommy Tolles, 1997
Jason Day, 2011
Jonas Blixt, 2014
Jordan Spieth, 2014

PAR, ONE TOURNAMENT (288)

25
Ed Dudley, 1934
Lawson Little (amateur), 1935
Robert W. Gardner (amateur), 1961
Peter J. Butler, 1964
George Knudson, 1965
Marvin Giles (amateur), 1968
Takaaki Kono, 1969
Hale Irwin, 1971
Rod Curl, 1975
Roger Maltbie, 1976
Bob Wynn, 1977
Artie McNickle, 1979
T. C. Chen, 1986
Ronan Rafferty, 1990
Jeff Maggert, 1993
Matt Kuchar (amateur), 1998
Paul McGinley, 2002
Jonathan Byrd, 2003
Casey Wittenberg (amateur), 2004
Arron Oberholser, 2006
Nick Watney, 2008
Ken Duke, 2009
Jimmy Walker, 2014
Brooks Koepka, 2015
Satoshi Kodaira, 2018

Statistics in **green** indicate a change in 2018

CHAMPIONS

Name	Victory Year	Years Before Victory	DOB	Champion's Winning Age	Score (Margin)	Deceased
Aaron, Tommy	1973	11	02/22/37	36 years, 1 month, 18 days	283 (1)	
Archer, George	1969	3	10/01/39	29 years, 6 months, 12 days	281 (1)	09/25/05
Ballesteros, Seve	1980	4	04/09/57	23 years, 4 days	275 (4)	05/07/11
	1983	7		26 years, 2 days	280 (4)	
Brewer, Gay	1967	6	03/19/32	35 years, 21 days	280 (1)	08/31/07
Burke, Jack	1956	7	01/29/23	33 years, 2 months, 10 days	289 (1)	
Cabrera, Angel	2009	9	09/12/69	39 years, 7 months	276 (PO)	
Casper, Billy	1970	14	06/24/31	38 years, 9 months, 20 days	279 (PO)	02/07/15
Coody, Charles	1971	6	07/13/37	33 years, 8 months, 29 days	279 (2)	
Couples, Fred	1992	9	10/03/59	32 years, 6 months, 9 days	275 (2)	
Crenshaw, Ben	1984	13	01/11/52	32 years, 3 months, 4 days	277 (2)	
	1995	24		43 years, 2 months, 29 days	274 (1)	
Demaret, Jimmy	1940	2	05/24/10	29 years, 10 months, 28 days	280 (4)	12/28/83
	1947	6		36 years, 10 months, 27 days	281 (2)	
	1950	9		39 years, 10 months, 30 days	283 (2)	
Faldo, Nick	1989	6	07/13/57	31 years, 8 months, 22 days	283 (PO)	
	1990	7		32 years, 8 months, 21 days	278 (PO)	
	1996	13		38 years, 8 months, 27 days	276 (5)	
Floyd, Raymond	1976	12	09/04/42	33 years, 7 months, 7 days	271 (8)	
Ford, Doug	1957	5	08/06/22	34 years, 8 months, 1 day	283 (3)	05/14/2018
Garcia, Sergio	2017	18	01/09/80	37 years, 3 months, 0 days	279 (PO)	
Goalby, Bob	1968	9	03/14/29	39 years, 1 month	277 (1)	
Guldahl, Ralph	1939	3	11/22/11	27 years, 4 months, 11 days	279 (1)	06/11/87
Harmon, Claude	1948	3	07/14/16	31 years, 8 months, 28 days	279 (5)	07/23/89
Hogan, Ben	1951	10	08/13/12	38 years, 7 months, 26 days	280 (2)	07/25/97
	1953	12		40 years, 7 months, 30 days	274 (5)	
Immelman, Trevor	2008	6	12/16/79	28 years, 3 months, 28 days	280 (3)	
Johnson, Zach	2007	3	01/24/76	31 years, 1 month, 15 days	289 (2)	
Keiser, Herman	1946	2	10/07/14	31 years, 6 months	282 (1)	12/24/03
Langer, Bernhard	1985	3	08/27/57	27 years, 7 months, 18 days	282 (2)	
	1993	11		35 years, 7 months, 15 days	277 (4)	
Lyle, Sandy	1988	7	02/09/58	30 years, 2 months, 1 day	281 (1)	
Mickelson, Phil	2004	12	06/16/70	33 years, 9 months, 26 days	279 (1)	
	2006	14		35 years, 9 months, 23 days	281 (2)	
	2010	18		39 years, 9 months, 26 days	272 (3)	
Middlecoff, Cary	1955	10	01/06/21	34 years, 3 months, 4 days	279 (7)	09/01/98
Mize, Larry	1987	4	09/23/58	28 years, 6 months, 20 days	285 (PO)	
Nelson, Byron	1937	3	02/04/12	25 years, 2 months	283 (2)	09/26/06
	1942	8		30 years, 2 months, 9 days	280 (PO)	
Nicklaus, Jack	1963	5	01/21/40	23 years, 2 months, 17 days	286 (1)	
	1965	7		25 years, 2 months, 21 days	271 (9)	
	1966	8		26 years, 2 months, 21 days	288 (PO)	
	1972	14		32 years, 2 months, 19 days	286 (3)	
	1975	17		35 years, 2 months, 23 days	276 (1)	
	1986	28		46 years, 2 months, 23 days	279 (1)	
O'Meara, Mark	1998	15	01/13/57	41 years, 2 months, 30 days	279 (1)	
Olazabal, Jose Maria	1994	8	02/05/66	28 years, 2 months, 5 days	279 (2)	
	1999	13		33 years, 2 months, 6 days	280 (2)	
Palmer, Arnold	1958	4	09/10/29	28 years, 6 months, 27 days	284 (1)	09/25/2016
	1960	6		30 years, 7 months	282 (1)	
	1962	8		32 years, 6 months, 30 days	280 (PO)	
	1964	10		34 years, 7 months, 2 days	276 (6)	
Picard, Henry	1938	5	11/28/06	30 years, 4 months, 7 days	285 (2)	04/30/97

Statistics in **green** indicate a change in 2018

Name	Victory Year	Years Before Victory	DOB	Champion's Winning Age	Score (Margin)	Deceased
Player, Gary	1961	5	11/01/35	25 years, 5 months, 9 days	280 (1)	
	1974	17		38 years, 5 months, 13 days	278 (2)	
	1978	21		42 years, 5 months, 8 days	277 (1)	
Reed, Patrick	**2018**	**4**	**08/05/90**	**27 years, 8 months, 3 days**	**273 (1)**	
Sarazen, Gene	1935	0	02/27/02	33 years, 1 month, 12 days	282 (PO)	05/13/99
Schwartzel, Charl	2011	1	08/13/84	26 years, 7 months, 28 days	274 (2)	
Scott, Adam	2013	12	07/16/80	32 years, 8 months, 29 days	279 (PO)	
Singh, Vijay	2000	7	02/22/63	37 years, 1 month, 18 days	278 (3)	
Smith, Horton	1934	0	05/22/08	25 years, 10 months, 3 days	284 (1)	10/14/63
	1936	3		27 years, 10 months, 14 days	285 (1)	
Snead, Sam	1949	10	05/27/12	36 years, 10 months, 14 days	282 (3)	05/23/02
	1952	13		39 years, 10 months, 10 days	286 (4)	
	1954	15		41 years, 10 months, 16 days	289 (PO)	
Spieth, Jordan	2015	1	07/27/93	21 years, 8 months, 16 days	270 (4)	
Stadler, Craig	1982	6	06/02/53	28 years, 10 months, 9 days	284 (PO)	
Wall, Art	1959	4	11/25/23	35 years, 4 months, 11 days	284 (1)	10/31/01
Watson, Bubba	2012	3	11/05/78	33 years, 5 months, 3 days	278 (PO)	
	2014	5		35 years, 5 months, 9 days	280 (3)	
Watson, Tom	1977	4	09/04/49	27 years, 7 months, 6 days	276 (2)	
	1981	8		31 years, 7 months, 8 days	280 (2)	
Weir, Mike	2003	4	05/12/70	32 years, 11 months, 1 day	281 (PO)	
Willett, Danny	2016	1	10/03/87	28 years, 6 months, 7 days	283 (3)	
Wood, Craig	1941	8	11/18/01	39 years, 4 months, 19 days	280 (3)	05/08/68
Woods, Tiger	1997	3	12/30/75	21 years, 3 months, 14 days	270 (12)	
	2001	7		25 years, 3 months, 9 days	272 (2)	
	2002	8		26 years, 3 months, 15 days	276 (3)	
	2005	11		29 years, 3 months, 11 days	276 (PO)	
Woosnam, Ian	1991	4	03/02/58	33 years, 1 month, 12 days	277 (1)	
Zoeller, Fuzzy	1979	0	11/11/51	27 years, 5 months, 4 days	280 (PO)	

MOST VICTORIES

6, Jack Nicklaus, 1963, 1965, 1966, 1972, 1975, 1986
4, Arnold Palmer, 1958, 1960, 1962, 1964
4, Tiger Woods, 1997, 2001, 2002, 2005
3, Jimmy Demaret, 1940, 1947, 1950
3, Sam Snead, 1949, 1952, 1954
3, Gary Player, 1961, 1974, 1978
3, Nick Faldo, 1989, 1990, 1996
3, Phil Mickelson, 2004, 2006, 2010
2, Horton Smith, 1934, 1936
2, Byron Nelson, 1937, 1942
2, Ben Hogan, 1951, 1953
2, Tom Watson, 1977, 1981
2, Seve Ballesteros, 1980, 1983
2, Bernhard Langer, 1985, 1993
2, Ben Crenshaw, 1984, 1995
2, Jose Maria Olazabal, 1994, 1999
2, Bubba Watson, 2012, 2014

WIRE-TO-WIRE CHAMPIONS

Craig Wood, 1941
Arnold Palmer, 1960
Jack Nicklaus, 1972
Raymond Floyd, 1976
Jordan Spieth, 2015

WIDEST MARGIN OF VICTORY

12 strokes, Tiger Woods, 1997

18 HOLES TIES ONLY, START TO FINISH WINNERS

Horton Smith, 1934
Herman Keiser, 1946
Jimmy Demaret, 1947
Arnold Palmer, 1964
Seve Ballesteros, 1980
Trevor Immelman, 2008

WINNERS, LED OR TIED FOR LEAD

15 (18 holes)
30 (36 holes)
45 (54 holes)

AVERAGE WINNING SCORE

82 Masters
279.2 (39 lower, 30 higher, 13 at 280)
First 10 Masters
282.0 (1934-1946)
Second 10 Masters
282.2 (1947-1956)

Statistics in **green** indicate a change in 2018

AVERAGE WINNING SCORE (continued)

Third 10 Masters
281.4 (1957-1966)
Fourth 10 Masters
279.0 (1967-1976)
Fifth 10 Masters
279.0 (1977-1986)
Sixth 10 Masters
278.5 (1987-1996)
Seventh 10 Masters
277.2 (1997-2006)
Eighth 10 Masters
278.1 (2007-2016)
Ninth 10 Masters
276.0 (2017-2018)
Bentgrass Era
278.2 (1981-2018)

BEST COMEBACKS

After 18 Holes
7 strokes, Nick Faldo, 1990
7 strokes, Tiger Woods, 2005
After 36 Holes
8 strokes, Jack Burke, 1956
After 54 Holes
8 strokes, Jack Burke, 1956
Others
8 strokes, Jack Burke, 1956 (final round)
8 strokes, Gary Player, 1978 (final round)
6 strokes, Nick Faldo, 1996 (final round)
5 strokes, Art Wall, 1959 (with 7 holes to play)
5 strokes, Danny Willett, 2016 (with 6 holes to play)
3 strokes, Fuzzy Zoeller, 1979 (with 3 holes to play)
3 strokes, Nick Faldo, 1989 (with 3 holes to play)

CHAMPIONS TRAILING, THREE ROUNDS

Gene Sarazen, 1935
Horton Smith, 1936
Sam Snead, 1949, 1954
Jimmy Demaret, 1950
Ben Hogan, 1951
Jack Burke, 1956
Doug Ford, 1957
Art Wall, 1959
Gay Brewer, 1967
Bob Goalby, 1968
George Archer, 1969
Gary Player, 1974, 1978
Fuzzy Zoeller, 1979
Seve Ballesteros, 1983
Bernhard Langer, 1985
Jack Nicklaus, 1986
Larry Mize, 1987
Nick Faldo, 1990, 1996
Fred Couples, 1992
Jose Maria Olazabal, 1994
Mark O'Meara, 1998
Zach Johnson, 2007
Phil Mickelson, 2010
Charl Schwartzel, 2011
Bubba Watson, 2012
Adam Scott, 2013
Danny Willett, 2016

CHAMPIONS WINNING OTHER MAJOR TITLES, SAME YEAR

Craig Wood, 1941 (US Open)
Sam Snead, 1949 (PGA)
Ben Hogan, 1951 (US Open)
Ben Hogan, 1953 (US Open, British Open)
Jack Burke, 1956 (PGA)
Arnold Palmer, 1960 (US Open)
Arnold Palmer, 1962 (British Open)
Jack Nicklaus, 1963 (PGA)
Jack Nicklaus, 1966 (British Open)
Jack Nicklaus, 1972 (US Open)
Gary Player, 1974 (British Open)
Jack Nicklaus, 1975 (PGA)
Tom Watson, 1977 (British Open)
Nick Faldo, 1990 (British Open)
Mark O'Meara, 1998 (British Open)
Tiger Woods, 2002 (US Open)
Tiger Woods, 2005 (British Open)
Jordan Spieth, 2015 (US Open)

NUMBER OF ATTEMPTS

Before First Victory
1, Horton Smith, 1934
1, Gene Sarazen, 1935
1, Fuzzy Zoeller, 1979
2, Jimmy Demaret, 1940
2, Herman Keiser, 1946
2, Charl Schwartzel, 2011
2, Jordan Spieth, 2015
2, Danny Willett, 2016
3, Byron Nelson, 1937
3, Ralph Guldahl, 1939
3, Claude Harmon, 1948
3, George Archer, 1969
3, Bernhard Langer, 1985
3, Tiger Woods, 1997
3, Zach Johnson, 2007
4, Arnold Palmer, 1958
4, Art Wall, 1959
4, Tom Watson, 1977
4, Seve Ballesteros, 1980
4, Larry Mize, 1987
4, Ian Woosnam, 1991
4, Mike Weir, 2003
4, Bubba Watson, 2012
4, Patrick Reed, 2018
5, Henry Picard, 1938
5, Doug Ford, 1957
5, Gary Player, 1961
5, Jack Nicklaus, 1963
6, Gay Brewer, 1967
6, Charles Coody, 1971
6, Craig Stadler, 1982

Statistics in **green** indicate a change in 2018

NUMBER OF ATTEMPTS (continued)

6, Nick Faldo, 1989
6, Trevor Immelman, 2008
7, Jack Burke, 1956
7, Sandy Lyle, 1988
7, Vijay Singh, 2000
8, Craig Wood, 1941
8, Jose Maria Olazabal, 1994
9, Bob Goalby, 1968
9, Fred Couples, 1992
10, Angel Cabrera, 2009
10, Sam Snead, 1949
10, Ben Hogan, 1951
10, Cary Middlecoff, 1955
11, Tommy Aaron, 1973
12, Adam Scott, 2013
12, Raymond Floyd, 1976
12, Phil Mickelson, 2004
13, Ben Crenshaw, 1984
14, Billy Casper, 1970
15, Mark O'Meara, 1998
19, Sergio Garcia, 2017

Average Attempts Before First Victory
6 (52 players)

Before Second Victory
3, Horton Smith
5, Bubba Watson
6, Jimmy Demaret
6, Arnold Palmer
7, Jack Nicklaus
7, Seve Ballesteros
7, Nick Faldo
7, Tiger Woods
8, Byron Nelson
8, Tom Watson
11, Bernhard Langer
12, Ben Hogan
12, Jose Maria Olazabal
13, Sam Snead
14, Phil Mickelson
17, Gary Player
24, Ben Crenshaw

Average Attempts Before Second Victory
10 (17 players)

Before Third Victory
8, Arnold Palmer
8, Jack Nicklaus
8, Tiger Woods
9, Jimmy Demaret
13, Nick Faldo
15, Sam Snead
18, Phil Mickelson
21, Gary Player

Average Attempts Before Third Victory
14 (8 players)

Before Fourth Victory
10, Arnold Palmer
11, Tiger Woods
14, Jack Nicklaus

Before Fifth Victory
17, Jack Nicklaus

Before Sixth Victory
28, Jack Nicklaus

LOWEST PERFORMANCES

Start
64, Jordan Spieth, 2015

Finish
64, Gary Player, 1978

Round
64, Jack Nicklaus, 1965
64, Gary Player, 1978
64, Jordan Spieth, 2015

HIGHEST PERFORMANCES

Start
75, Craig Stadler, 1982

Finish
75, Arnold Palmer, 1962
75, Trevor Immelman, 2008

Round
77, Sam Snead, 1952
77, Nick Faldo, 1989

RINGER ROUNDS

Low, 257 (64-65-64-64)
High, 303 (75-76-77-75)

LONGEST LENGTH BETWEEN VICTORIES

23 years, Jack Nicklaus, 1963 to 1986

FINAL NINE HOLES

High
40, Gary Player, 1961
40, Craig Stadler, 1982

Low
30, Gary Player, 1978
30, Jack Nicklaus, 1986

SAME SCORE

Horton Smith (142-142-284), 1934
Jack Nicklaus (144-144-288), 1966
Ben Crenshaw (137-137-274), 1995
Vijay Singh (139-139-278), 2000
Tiger Woods (136-136-272), 2001

UNDER 70 FINISHES

Ralph Guldahl, 1939
Sam Snead, 1949
Jimmy Demaret, 1950
Ben Hogan, 1951, 1953
Doug Ford, 1957
Art Wall, 1959
Jack Nicklaus, 1965, 1975, 1986
Gay Brewer, 1967
Bob Goalby, 1968
Tommy Aaron, 1973
Tom Watson, 1977
Gary Player, 1978

Statistics in **green** indicate a change in 2018

UNDER 70 FINISHES (continued)

Seve Ballesteros, 1983
Ben Crenshaw, 1984, 1995
Bernhard Langer, 1985
Nick Faldo, 1989, 1990, 1996
Jose Maria Olazabal, 1994
Tiger Woods, 1997, 2001
Mark O'Meara, 1998
Vijay Singh, 2000
Mike Weir, 2003
Phil Mickelson, 2004, 2006, 2010
Zach Johnson, 2007
Charl Schwartzel, 2011
Bubba Watson, 2012, 2014
Adam Scott, 2013
Danny Willett, 2016
Sergio Garcia, 2017

BEST ROUND BY CHAMPIONS

Round 1 – 23
Round 2 – 30
Round 3 – 20
Round 4 – 28

AVERAGE SCORE PER ROUND

Round 1 – 69.88 (71 par or better)
Round 2 – 68.99 (68 par or better)
Round 3 – 70.16 (68 par or better)
Round 4 – 69.72 (74 par or better)

OVER PAR, FINAL ROUND

Byron Nelson, 1942
Herman Keiser, 1946
Arnold Palmer, 1958, 1962
Gary Player, 1961
Jack Nicklaus, 1972
Craig Stadler, 1982
Trevor Immelman, 2008

FAILED TO BREAK 70, ANY ROUND

Horton Smith, 1934
Henry Picard, 1938
Sam Snead, 1954
Jack Burke, 1956
Larry Mize, 1987

PARS

Most
55, Doug Ford, 1957
Least
36, Tiger Woods, 2005

UNDER PAR 3s, 4s, 5s

2, Gary Player, 1961, 1978
1, Jimmy Demaret, 1940
1, Arnold Palmer, 1964
1, Jack Nicklaus, 1965
1, Billy Casper, 1970
1, Raymond Floyd, 1976
1, Fred Couples, 1992
1, Ben Crenshaw, 1995
1, Mark O'Meara, 1998
1, Jose Maria Olazabal, 1999
1, Tiger Woods, 2005
1, Angel Cabrera, 2009
1, Charl Schwartzel, 2011
1, Jordan Spieth, 2015

PAR 5s

Most Under
14, Raymond Floyd, 1976
Most Over
1, Craig Stadler, 1982

PAR 4s

Most Under
10, Trevor Immelman, 2008
Most Over
9, Zach Johnson, 2007

PAR 3s

Most Under
5, Jack Nicklaus, 1965
5, Craig Wood, 1941
Most Over
5, Fuzzy Zoeller, 1979
5, Trevor Immelman, 2008

EAGLES

3, Claude Harmon, 1948
3, Phil Mickelson, 2010

DOUBLE EAGLES

1, Gene Sarazen, 1935

BIRDIES

Most
28, Jordan Spieth, 2015
Least
11, Doug Ford, 1957
11, Jack Nicklaus, 1963
11, Jose Maria Olazabal, 1994 (plus 2 eagles)

BOGEYS

Most
16, Zach Johnson, 2007
Least
5, Jimmy Demaret, 1940
5, Jack Nicklaus, 1965
5, Ben Crenshaw, 1995
5, Phil Mickelson, 2004
5, Trevor Immelman, 2008

DOUBLE BOGEYS

Most
3, Craig Stadler, 1982

SAME NUMBERS

2s
7, Jack Nicklaus, 1965
3s
26, Tiger Woods, 1997, 2005

Statistics in **green** indicate a change in 2018

SAME NUMBERS (continued)

4s
46, Ben Hogan, 1951
46, Raymond Floyd, 1976

5s
20, Jack Burke, 1956

6s
4, Sam Snead, 1952

7s
1, Jack Nicklaus, 1972
1, Craig Stadler, 1982
1, Gary Player, 1961
1, Billy Casper, 1970

3s, 4s, 5s Only
Ben Hogan, 1951

AGE OF CHAMPIONS

Youngest
21 years 3 months 14 days, Tiger Woods, 1997

Youngest Second-Time Winner
25 years 2 months 21 days, Jack Nicklaus, 1965

Youngest Third-Time Winner
26 years 2 months 20 days, Jack Nicklaus, 1966

Youngest Fourth-Time Winner
29 years 3 months 11 days, Tiger Woods, 2005

Oldest
46 years 2 months 23 days, Jack Nicklaus, 1986 (sixth victory)

Oldest First-Time Winner
41 years 3 months 29 days, Mark O'Meara, 1998

Oldest Second-Time Winner
43 years 2 months 29 days, Ben Crenshaw, 1995

Oldest Third-Time Winner
42 years 5 months 8 days, Gary Player, 1978

Oldest Fourth-Time Winner
34 years 7 months 2 days, Arnold Palmer, 1964

Youngest-Oldest Fifth-Time Winner
35 years 2 months 23 days, Jack Nicklaus, 1975

Average, 82 Winners
32.47 years

Average, First-Time Winners
31.30 years (52 winners) [21 under 30 years]

Average, Second-Time Winners
32.94 years (17 winners) [13 over 30 years]

Average, Third-Time Winners
35.84 years (8 winners)

Average, Fourth-Time Winners
32.01 (3 winners)

DEFENDING CHAMPIONS

Consecutive Winners
Jack Nicklaus, 1965, 1966
Nick Faldo, 1989, 1990
Tiger Woods, 2001, 2002

Defeated in Playoff
Ben Hogan, 1954
Gary Player, 1962

Missing Cut Following Year
Jack Nicklaus, 1967
Tommy Aaron, 1974
Seve Ballesteros, 1981, 1984
Sandy Lyle, 1989
Ben Crenshaw, 1996
Nick Faldo, 1997
Jose Maria Olazabal, 2000
Mike Weir, 2004
Danny Willett, 2017
Sergio Garcia, 2018

Unable to Defend
Art Wall, 1960 (knee injury)

Highest Finish, Making Cut
Charl Schwartzel (T50), 2012
Bubba Watson (T50), 2013

Lowest Score
276, Tiger Woods (winner), 2002
278, Tom Watson (T2), 1978
278, Nick Faldo (winner), 1990

Low Round
66, Jose Maria Olazabal, 1995
66, Tiger Woods, 2002
66, Tiger Woods, 2003
66, Jordan Spieth, 2016

MISCELLANEOUS

Best Start, Final Round
(3-3-4-2), Seve Ballesteros, 1983

Highest Start
40, Tiger Woods, 1997 (first nine)

Most Improvement, 36 Holes
14 strokes, Sam Snead (148-134-282), 1949

Highest Negative Change, 36 Holes
12 strokes, Sam Snead (137-149-286), 1952

Stroke Differential, Least
1, Claude Harmon (70-70-69-70), 1948

Stroke Differential, Most
12, Nick Faldo (68-73-77-65), 1989

Stroke Progression, Higher
(68-71-73-74) Jack Nicklaus, 1972

Stroke Progression, Lower
(74-71-69-65) Jack Nicklaus, 1986
(74-70-68-67) Mark O'Meara, 1998

Tallest and Shortest
George Archer, 1969 (6 feet, 5 inches)
Ian Woosnam, 1991 (5 feet, 4-1/2 inches)

State with Most Champions
Texas **(14 Titles)**
Jack Burke, 1956
Charles Coody, 1971
Ben Crenshaw, 1984, 1995
Jimmy Demaret, 1940, 1947, 1950
Ralph Guldahl, 1939
Ben Hogan, 1951, 1953
Byron Nelson, 1937, 1942
Jordan Spieth, 2015
Patrick Reed, 2018

Statistics in **green** indicate a change in 2018

ROUND BY ROUND WITH THE CHAMPIONS

Year, Score, Standing, Stroke Status with Leader (Lows, Highs in Boldface)

YEAR	CHAMPION	18 HOLES			36 HOLES			54 HOLES			72 HOLES	
1934	Horton Smith	70	T1	--	142	1	+1	212	1	+1	284	+1
1935	Gene Sarazen	68	T2	-1	139	T2	-4	212	4	-3	282	PO
1936	Horton Smith	74	T3	-4	145	T4	-6	213	2	-3	285	+1
1937	Byron Nelson	66	1	+3	138	1	+3	213	T3	-4	283	+2
1938	Henry Picard	71	T4	-3	143	T2	-4	215	1	+1	285	+2
1939	Ralph Guldahl	72	T6	-3	140	T2	-1	210	1	+1	279	+1
1940	Jimmy Demaret	67	2	-3	139	T1	--	209	1	+1	280	+4
1941	Craig Wood	66	1	**+5**	137	1	+3	208	1	+3	280	+3
1942	Byron Nelson	68	T3	-1	135	1	+1	207	1	+3	280	PO
1946	Herman Keiser	69	T1	--	137	1	**+5**	208	1	+5	282	+1
1947	Jimmy Demaret	69	T1	--	140	T1	--	210	1	+3	281	+2
1948	Claude Harmon	70	T2	-1	140	2	-1	209	1	+2	279	+5
1949	Sam Snead	73	T8	-4	**148**	T14	-5	215	T2	-1	282	+3
1950	Jimmy Demaret	70	T2	-1	142	3	-5	214	T3	-4	283	+2
1951	Ben Hogan	70	4	-2	142	T2	-1	212	3	-1	280	+2
1952	Sam Snead	70	T3	-1	137	1	+3	214	T1	--	286	+4
1953	Ben Hogan	70	T4	-2	139	1	+1	205	1	+4	274	+5
1954	Sam Snead	74	T17	-4	147	T5	-3	217	2	-3	**289**	PO
1955	Cary Middlecoff	72	T4	-5	137	1	+4	209	1	+4	279	+7
1956	Jack Burke	72	T11	-6	143	T7	**-8**	218	T4	**-8**	**289**	+1
1957	Doug Ford	72	T2	-1	145	T6	-5	217	T6	-3	283	+3
1958	Arnold Palmer	70	T6	-2	143	T6	-3	211	T1	--	284	+1
1959	Art Wall Jr.	73	T10	-4	147	T21	-6	218	T13	-6	284	+1
1960	Arnold Palmer	67	1	+2	140	1	+1	212	1	+1	282	+1
1961	Gary Player	69	3	-1	137	T1	--	206	1	+4	280	+1
1962	Arnold Palmer	70	T3	-3	136	1	+2	205	1	+2	280	PO
1963	Jack Nicklaus	74	T14	-5	140	T2	-1	214	1	+1	286	+1
1964	Arnold Palmer	69	T1	--	137	1	+4	206	1	+5	276	+6
1965	Jack Nicklaus	67	T2	-2	138	T1	--	202	1	+5	271	+9
1966	Jack Nicklaus	68	1	+3	144	T3	-1	216	T1	--	288	PO
1967	Gay Brewer	73	T17	-6	141	T2	-1	213	T4	-2	280	+1
1968	Bob Goalby	70	T7	-2	140	T3	-1	211	T2	-1	277	+1
1969	George Archer	67	T2	-1	140	T3	-3	209	2	-1	281	+1
1970	Billy Casper	72	T11	-4	140	T3	-1	208	1	+1	279	PO
1971	Charles Coody	66	1	+3	139	T2	-1	209	T1	--	279	+2
1972	Jack Nicklaus	68	1	+1	139	1	+1	212	1	+1	286	+3
1973	Tommy Aaron	68	1	+1	141	T1	--	215	T5	-4	283	+1
1974	Gary Player	71	T16	-4	142	T16	-5	208	T2	-1	278	+2
1975	Jack Nicklaus	68	T2	-1	135	1	**+5**	208	2	-1	276	+1
1976	Raymond Floyd	65	1	+1	131	1	**+5**	201	1	+8	271	+8
1977	Tom Watson	70	T4	-3	139	T1	--	209	T1	--	276	+2

Statistics in **green** indicate a change in 2018

YEAR	CHAMPION	18 HOLES			36 HOLES			54 HOLES			72 HOLES	
1978	Gary Player	72	T8	-4	144	T16	-5	213	T10	-7	277	+1
1979	Fuzzy Zoeller	70	T11	-3	141	T12	-6	210	T4	-6	280	PO
1980	Seve Ballesteros	66	T1	--	135	1	+4	203	1	+7	275	+4
1981	Tom Watson	71	T12	-2	139	T2	-4	209	1	+1	280	+2
1982	Craig Stadler	**75**	T18	-6	144	T1	--	211	1	+3	284	PO
1983	Seve Ballesteros	68	T4	-1	138	2	-1	211	3	-1	280	+4
1984	Ben Crenshaw	67	1	+1	139	T3	-4	209	T3	-2	277	+2
1985	Bernhard Langer	72	T14	-4	146	T25	-6	214	T3	-2	282	+2
1986	Jack Nicklaus	74	T25	-6	145	T17	-6	214	T9	-4	279	+1
1987	Larry Mize	70	2	-1	142	T2	-1	214	T5	-2	285	PO
1988	Sandy Lyle	71	T3	-2	138	1	+2	210	1	+2	281	+1
1989	Nick Faldo	68	2	-1	141	T1	--	218	T9	-5	283	PO
1990	Nick Faldo	71	T12	**-7**	143	T10	-5	209	3	-3	278	PO
1991	Ian Woosnam	72	T31	-5	138	T2	-2	205	1	+1	277	+1
1992	Fred Couples	69	T7	-4	136	3	-1	205	2	-1	275	+2
1993	Bernhard Langer	68	T6	-1	138	T2	-1	207	1	+4	277	+4
1994	Jose Maria Olazabal	74	T26	-6	141	T5	-2	210	2	-1	279	+2
1995	Ben Crenshaw	70	T16	-4	137	T4	-2	206	T1	--	274	+1
1996	Nick Faldo	69	T6	-6	136	2	-4	209	2	-6	276	+5
1997	Tiger Woods	70	4	-3	136	1	+3	201	1	**+9**	**270**	**+12**
1998	Mark O'Meara	74	T25	-5	144	T9	-5	212	T2	-2	279	+1
1999	Jose Maria Olazabal	70	T5	-1	136	1	+1	209	1	+1	280	+2
2000	Vijay Singh	72	T10	-4	139	T2	-1	209	1	+3	278	+3
2001	Tiger Woods	70	T15	-5	136	T2	-2	204	1	+1	272	+2
2002	Tiger Woods	70	T7	-3	139	T4	-4	205	T1	--	276	+3
2003	Mike Weir	70	T4	-4	138	1	+4	213	2	-2	281	PO
2004	Phil Mickelson	72	T15	-5	141	T4	-3	210	T1	--	279	+1
2005	Tiger Woods	74	T33	**-7**	140	3	-6	205	1	+3	276	PO
2006	Phil Mickelson	70	T4	-3	142	T5	-4	212	1	+1	281	+2
2007	Zach Johnson	71	T5	-2	144	T4	-2	**220**	T4	-2	**289**	+2
2008	Trevor Immelman	68	T1	--	136	1	+1	205	1	+2	280	+3
2009	Angel Cabrera	68	T6	-3	136	3	-1	205	T1	--	276	PO
2010	Phil Mickelson	67	T2	-1	138	T3	-2	205	2	-1	272	+3
2011	Charl Schwartzel	69	T7	-4	140	T12	-6	208	T2	-4	274	+2
2012	Bubba Watson	69	T4	-2	140	T3	-1	210	4	-3	278	PO
2013	Adam Scott	69	T10	-3	141	T7	-3	210	3	-1	279	PO
2014	Bubba Watson	69	T2	-1	137	1	+3	211	T1	--	280	+3
2015	Jordan Spieth	**64**	1	+3	**130**	1	**+5**	**200**	1	+4	**270**	+4
2016	Danny Willett	70	T9	-4	144	T8	-4	216	T5	-3	283	+3
2017	Sergio Garcia	71	T4	-6	140	T1	--	210	T1	--	279	PO
2018	**Patrick Reed**	**69**	**T4**	**-3**	**135**	**1**	**+2**	**202**	**1**	**+3**	**273**	**+1**

Statistics in **green** indicate a change in 2018

RUNNERS-UP

MOST FREQUENT

4, Ben Hogan, 1942, 1946, 1954, 1955
4, Jack Nicklaus, 1964, 1971, 1977, 1981
4, Tom Weiskopf, 1969, 1972, 1974, 1975
3, Johnny Miller, 1971, 1975, 1981
3, Greg Norman, 1986, 1987, 1996
3, Tom Watson, 1978, 1979, 1984
3, Raymond Floyd, 1985, 1990, 1992
3, Tom Kite, 1983, 1986, 1997
2, Seve Ballesteros, 1985, 1987
2, Harry Cooper, 1936, 1938
2, Ben Crenshaw, 1976, 1983
2, David Duval, 1998, 2001
2, Ernie Els, 2000, 2004
2, Ralph Guldahl, 1937, 1938
2, Davis Love III, 1995, 1999
2, Lloyd Mangrum, 1940, 1949
2, Cary Middlecoff, 1948, 1959
2, Byron Nelson, 1941, 1947
2, Arnold Palmer, 1961, 1965
2, Gary Player, 1962, 1965
2, Sam Snead, 1939, 1957
2, Ken Venturi, 1956, 1960
2, Craig Wood, 1934, 1935
2, Tiger Woods, 2007, 2008
2, Lee Westwood, 2010, 2016
2, Jordan Spieth, 2014, 2016
2, Justin Rose, 2015, 2017

YOUNGEST

20 years, Jordan Spieth, 2014

OLDEST

49 years, Raymond Floyd, 1992

LEADERS

LED/ TIED TOTAL	PLAYER	YEAR 18 HOLES	YEAR 36 HOLES	YEAR 54 HOLES	NO. TITLES
14	Arnold Palmer	1960, 1961 (T), 1964 (T)	1959, 1960, 1961 (T), 1962, 1964, 1965 (T)	1958 (T), 1959 (T), 1960, 1962, 1964	4
13	Jack Nicklaus	1966, 1972, 1982, 1993 (T)	1965 (T), 1972, 1975, 1981	1963, 1965, 1966, 1971 (T), 1972	6
8	Raymond Floyd	1976, 1983 (T)	1976, 1990	1976, 1983 (T), 1985, 1990	1
8	Gary Player	1962, 1964 (T), 1965	1961 (T), 1965 (T), 1968 (T)	1961, 1968	
8	**Jordan Spieth**	2015, 2016, **2018**	2015, 2016	2014 (T), 2015, 2016	1
6	Sam Snead		1952, 1957	1951, 1952 (T), 1957, 1958 (T)	3
5	Billy Casper	1968, 1969	1969 (T)	1969, 1970	1
5	Fred Couples	1998, 2010	1998 (T), 2012 (T)	1998	1
5	Ben Crenshaw	1984		1977 (T), 1987 (T), 1989, 1995 (T)	2
5	Jimmy Demaret	1947 (T)	1940 (T), 1947 (T)	1940, 1947	3
5	Chris DiMarco	2001, 2005	2001, 2005	2004 (T)	
5	Lloyd Mangrum	1940, 1948, 1949	1940 (T), 1949 (T)		
5	Byron Nelson	1937, 1947 (T)	1937, 1942	1942	2
5	Greg Norman	1981 (T), 1996	1996	1986, 1996	
5	Justin Rose	2004, 2007 (T), 2008 (T)	2004	2017 (T)	
5	Craig Stadler		1979 (T), 1982 (T), 1985 (T)	1982, 1983 (T)	1
5	Ken Venturi	1956, 1958	1956, 1958	1956	
5	Tom Watson		1977 (T), 1985 (T), 1991	1977 (T), 1981	2
5	Tiger Woods		1997	1997, 2001, 2002, 2005	4
4	Seve Ballesteros	1980 (T)	1980, 1986	1980	2
4	Harry Cooper	1936, 1938	1936	1936	
4	Ben Hogan		1953	1952 (T), 1953, 1954	2
4	Herman Keiser	1946 (T)	1946, 1949 (T)	1946	
4	Horton Smith	1934 (T), 1942 (T)	1934	1934	2
4	Craig Wood	1941	1941	1935, 1941	1
4	Bert Yancey	1967	1967, 1970 (T)	1967 (T)	
3	Tommy Aaron	1970, 1973	1973 (T)		1
3	Sergio Garcia	2013 (T)	2017 (T)	2017 (T)	1
3	Trevor Immelman	2008 (T)	2008	2008	
3	Phil Mickelson	1995 (T)		2004 (T), 2006	3

Statistics in **green** indicate a change in 2018

LED/ TIED TOTAL	PLAYER	YEAR 18 HOLES	YEAR 36 HOLES	YEAR 54 HOLES	NO. TITLES
3	Cary Middlecoff		1947 (T), 1955	1955	1
3	Larry Mize	1993 (T), 1994	1994		1
3	Jose Maria Olazabal	1995 (T)	1999	1999	2
3	Henry Picard	1935	1935	1938	1
3	Skee Riegel	1950	1951	1951 (T)	
3	Vijay Singh	2006	2002	2000	1
3	Rory McIlroy	2011 (T)	2011	2011	
3	Curtis Strange	1981 (T)	1982 (T), 1987		
3	Lee Trevino	1989	1978, 1989 (T)		
3	Lee Westwood	2012	2010 (T)	2010	
2	Jack Burke	1955, 1957			1
2	Chad Campbell	2009	2009 (T)		
2	Charles Coody	1971		1971 (T)	1
2	David Duval		1998 (T), 2000		
2	Jim Ferrier		1950	1950	
2	Rod Funseth		1977 (T), 1978 (T)		
2	Hubert Green	1977		1978	
2	Ralph Guldahl			1937, 1939	1
2	Chick Harbert	1946 (T), 1953			
2	Charley Hoffman	2017	2017 (T)		
2	Don January		1968 (T), 1971		
2	Tom Lehman	1993 (T)		1994	
2	Stan Leonard	1959		1959 (T)	
2	Davis Love III	1999 (T), 2002			
2	Sandy Lyle		1988	1988	1
2	Jeff Maggert		1993	2003	
2	Gil Morgan	1983 (T)	1983		
2	Bobby Nichols	1975		1967 (T)	
2	Johnny Palmer	1952 (T)		1949	
2	Craig Parry		1992 (T)	1992	
2	Billy Joe Patton	1954 (T)	1954		
2	**Patrick Reed**		**2018**	**2018**	**1**
2	Kenny Perry		2009 (T)	2009 (T)	
2	Ed Sneed		1979 (T)	1979	
2	Mike Souchak	1963 (T)	1963		
2	Dave Stockton		1974	1974	
2	Lanny Wadkins	1991 (T), 1992 (T)			
2	Bubba Watson	2014	2014 (T)	2	
2	Brett Wetterich	2007 (T)	2007 (T)		
2	Ian Woosnam		1992 (T)	1991	1

LARGEST LEAD

At 18 Holes
5 strokes, Craig Wood (66), 1941 (winner)

At 36 Holes
5 strokes, Herman Keiser (137), 1946 (winner)
5 strokes, Jack Nicklaus (135), 1975 (winner)
5 strokes, Raymond Floyd (131), 1976 (winner)
5 strokes, Jordan Spieth (130), 2015 (winner)

At 54 Holes
9 strokes, Tiger Woods (201), 1997 (winner)

LEAD, HIGHEST SCORE

At 18 Holes
71, Jack Burke, 1957 (T7)

At 36 Holes
144, Billy Joe Patton, 1954 (3)
144, Craig Stadler, 1982 (winner)
144, Curtis Strange, 1982 (T7)

At 54 Holes
216, Jack Nicklaus, 1966 (winner)
216, Tommy Jacobs, 1966 (2)

Statistics in **green** indicate a change in 2018

LEAD, LOWEST SCORE

At 18 Holes
63, Greg Norman, 1996 (2)
At 36 Holes
130, Jordan Spieth, 2015 (winner)
At 54 Holes
200, Jordan Spieth, 2015 (winner)

LARGEST LEAD LOST, 54 HOLES

6 strokes, Greg Norman (2), 1996
5 strokes, Ed Sneed (2), 1979
4 strokes, Ken Venturi (2), 1956
4 strokes, Rory McIlroy (T15), 2011

LEAD, MOST PLAYERS TO TIE

At 18 Holes
5, 1964 (69)
Bob Goalby
Davis Love Jr.
Kel Nagle
Arnold Palmer (winner)
Gary Player
5, 1993 (67)
Lee Janzen
Tom Lehman
Larry Mize
Jack Nicklaus
Corey Pavin
At 36 Holes
4, 1973 (141)
Tommy Aaron (winner)
Gay Brewer
Bob Dickson
J.C. Snead
4, 2017 (140)
Charley Hoffman
Rickie Fowler
Sergio Garcia (winner)
Thomas Pieters
At 54 Holes
3, 1967 (211)
Julius Boros
Bobby Nichols
Bert Yancey

PALMER/NICKLAUS AS LEADERS

Arnold Palmer
*Led or tied for lead after 36 holes in six of seven years (1959-1965).
*Lead or tied for lead after 36 holes four successive years (1959, 1960, 1961, 1962).
*Lead or tied for lead after 18, 36 and 54 holes 14 times in eight successive Tournaments, starting in 1958 (58.3 percent); won four of the eight; led or tied for lead at 54 holes five times.
Jack Nicklaus
Led or tied for lead after 54 holes five times.

LEAD OR SHARED LEAD, THREE OR MORE ROUNDS ONE TOURNAMENT

16 players (won 11 of 17 years)
Horton Smith, 1934
Harry Cooper, 1936
Craig Wood, 1941
Herman Keiser, 1946
Jimmy Demaret, 1947
Ken Venturi, 1956
Arnold Palmer, 1960, 1964
Bert Yancey, 1967
Billy Casper, 1969
Jack Nicklaus, 1972
Raymond Floyd, 1976
Seve Ballesteros, 1980
Greg Norman, 1996
Fred Couples, 1998
Trevor Immelman, 2008
Rory McIlroy, 2011
Jordan Spieth, 2015, 2016

LEADERS, INTERNATIONAL

Harry Cooper, 1936, 1938 (foreign-born US citizen)
Stan Leonard (Canada), 1959
Gary Player (South Africa), 1961, '62, '64, '65, '68
Kel Nagle (Australia), 1964
Peter J. Butler (England), 1966
Bruce Devlin (Australia), 1969
Peter Oosterhuis (England), 1973
Seve Ballesteros (Spain), 1980, 1986
David Graham (Australia), 1980
Greg Norman (Australia), 1981, 1986, 1996
Sandy Lyle (Scotland), 1988
Nick Faldo (England), 1989
Ian Woosnam (Wales), 1991, 1993
Craig Parry (Australia), 1992
Bernhard Langer (Germany), 1993
Jose Maria Olazabal (Spain), 1995, 1999
David Frost (South Africa), 1995
Nick Price (Zimbabwe), 1999
Vijay Singh (Fiji) 2000, 2002, 2006
Retief Goosen (South Africa), 2002
Darren Clarke (N. Ireland), 2003
Mike Weir (Canada), 2003
Justin Rose (England), 2004, 2007, 2008, 2017
Tim Clark (South Africa), 2007
Stuart Appleby (Australia), 2007
Trevor Immelman (South Africa), 2008
Angel Cabrera (Argentina), 2009, 2013
Ian Poulter (England), 2010
Lee Westwood (England), 2010, 2012
Rory McIlroy (N. Ireland), 2011
Alvaro Quiros (Spain), 2011
Peter Hanson (Sweden), 2012
Marc Leishman (Australia), 2013
Sergio Garcia (Spain), 2013, 2017
Jason Day (Australia), 2013
Thomas Pieters (Belgium), 2017

Statistics in **green** indicate a change in 2018

LEADERS, AMATEUR

Billy Joe Patton, 1954
Ken Venturi, 1956

LEADERS, FIRST YEAR PLAYERS

Emmet French, 1934
Jimmy Hines, 1934
Horton Smith, 1934
Ralph Guldahl, 1937
Lloyd Mangrum, 1940
Billy Joe Patton, 1954
Bert Yancey, 1967
Jeff Mitchell, 1980
Greg Norman, 1981
Mark Lye, 1984
Ken Green, 1986
Robert Wrenn, 1988
Mike Donald, 1990
Jim Gallagher, 1991
Tom Lehman, 1993
Jeff Maggert, 1993
Brian Henninger, 1995
Brandel Chamblee, 1999
Dennis Paulson, 2000
Chris DiMarco, 2001
Brett Wetterich, 2007
Jordan Spieth, 2014
Thomas Pieters, 2017

DIFFERENT LEADERS, 4 ROUNDS

1978, 1985, 1986, 1987, 2012, 2013

LEADERS, OLDEST

At 18 Holes
53 years, Jack Nicklaus (T27), 1993 (shared lead)
At 36 Holes
52 years, Fred Couples (T12), 2012 (shared lead)
At 54 Holes
48 years, Kenny Perry (T2), 2009 (shared lead)
International
45 years, Stan Leonard (T4), 1959 (led at 18 holes, tied at 54 holes)

LEADERS, YOUNGEST

At 18 Holes
21 years 8 months and 16 days, Jordan Spieth, 2015 (winner)
At 36 Holes
21 years 3 months 14 days, Tiger Woods, 1997 (winner)
At 54 Holes
20 years 8 months 17 days, Jordan Spieth, 2014 (T2)

LEADERS, NUMBER

First Round
119
Second Round
110
Third Round
99

LEADERS, AVERAGE SCORE

First Round
67.28
Second Round
137.69
Third Round
208.47

LEADERS, MINIMUM/MAXIMUM SCORE

First Round
63 to 71
Second Round
130 to 144
Third Round
200 to 216

LEADING SCORE BY ROUND

First Round
60s (78 of 82 years)
Second Round
Under 140 (63 of 82 years)
Third Round
Under 210 (46 of 82 years)

LEADERS, 54 HOLES

Winning with 18 holes Remaining
43
4, Arnold Palmer, 1958, 1960, 1962, 1964
4, Jack Nicklaus, 1963, 1965, 1966, 1972
4, Tiger Woods, 1997, 2001, 2002, 2005
Losing with 18 Holes Remaining
48
3, Sam Snead, 1951, 1957, 1958
3, Ben Crenshaw, 1977, 1987, 1989
3, Raymond Floyd, 1983, 1985, 1990
2, Ben Hogan, 1952, 1954
2, Greg Norman, 1986, 1996

LARGEST LEAD, 63 HOLES

10 strokes, Seve Ballesteros, 1980

WINNERS NEVER TO LEAD AT 18, 36 OR 54 HOLES

11
Doug Ford, 1957
Art Wall, 1959
George Archer, 1969
Fuzzy Zoeller, 1979
Mark O'Meara, 1998
Zach Johnson, 2007
Phil Mickelson, 2010
Charl Schwartzel, 2011
Bubba Watson, 2012
Adam Scott, 2013
Danny Willett, 2016

LENGTH BETWEEN LEADS

30 years, Jack Nicklaus, 1963 to 1993

Statistics in **green** indicate a change in 2018

LEADER, FINAL HOLE ONLY

3
Art Wall, 1959
Gary Player, 1978
Mark O'Meara, 1998

LEADER, FINAL TWO HOLES ONLY

Jack Burke, 1956

LEAD OR SHARED LEAD, MOST HOLES IN SUCCESSION

69 holes (final), Herman Keiser, 1946

HOLE LEADERS

70, Herman Keiser, 1946
68, Ken Venturi, 1956
65, Jordan Spieth, 2016
64, Raymond Floyd, 1976
63, Jordan Spieth, 2015
61, Fred Couples, 1998
58, Arnold Palmer, 1964
57, Jack Nicklaus, 1972
56, Seve Ballesteros, 1980
53, Ben Hogan, 1953
52, Patrick Reed, 2018
49, Jack Nicklaus, 1965

ONE TIME LEADERS

18 Holes
Billy Burke, 1939
Brandel Chamblee, 1999 (T)
Darren Clarke, 2003
Jim Colbert, 1974
John Cook, 1987
Mike Donald, 1990
George Fazio, 1951
Emmet French, 1934 (T)
David Frost, 1995 (T)
Ray Gafford, 1952 (T)
Jim Gallagher, 1991 (T)
Sergio Garcia, 2013 (T)
Bob Goalby, 1964 (T)
David Graham, 1980 (T)
Ken Green, 1986 (T)
Bill Haas, 2014
Gary Hallberg, 1985
Dutch Harrison, 1954 (T)
Jimmy Hines, 1934 (T)
Lon Hinkle, 1981 (T)
John Huston, 1997
Lee Janzen, 1993 (T)
Billy Kratzert, 1986 (T)
Marc Leishman, 2013 (T)
Bruce Lietzke, 1979
Davis Love Jr., 1964 (T)
Scott McCarron, 1999 (T)
Mark McCumber, 1991 (T)
Johnny Miller, 1981 (T)
Jeff Mitchell, 1980 (T)
Kel Nagle, 1964 (T)
Larry Nelson, 1988 (T)
Dennis Paulson, 2000
Corey Pavin, 1993 (T)
Nick Price, 1999 (T)
Alvaro Quiros, 2011 (T)
Jack Renner, 1983 (T)
Bob Rosburg, 1961 (T)
Paul Runyan, 1942 (T)
John Schlee, 1978
Jeff Sluman, 1992 (T)
Jordan Spieth, 2018
Bo Wininger, 1963 (T)
Robert Wrenn, 1988 (T)

36 Holes
Gay Brewer, 1973 (T)
Peter J. Butler, 1966 (T)
Chad Campbell, 2006
Tim Clark, 2007 (T)
Jason Day, 2013
Bruce Devlin, 1969 (T)
Bob Dickson, 1973 (T)
Ed Dudley, 1938
Jason Dufner, 2012 (T)
Nick Faldo, 1989 (T)
Rickie Fowler, 2017 (T)
Jay Haas, 1995
Paul Harney, 1966 (T)
Gene Littler, 1970 (T)
Mark Lye, 1984
Thomas Pieters, 2017 (T)
Ian Poulter, 2010 (T)
Gene Sarazen, 1939
J.C. Snead, 1973 (T)
Payne Stewart, 1985 (T)
Harry Todd, 1948
Mike Weir, 2003

54 Holes
Stuart Appleby, 2007
Julius Boros, 1967 (T)
Retief Goosen, 2002 (T)
Claude Harmon, 1948
Peter Hanson, 2012
Brian Henninger, 1995 (T)
Tommy Jacobs, 1966 (T)
Tom Kite, 1984
Bernhard Langer, 1993
Roger Maltbie, 1987 (T)
Peter Oosterhuis, 1973
Brandt Snedeker, 2013 (T)
Jordan Spieth, 2014 (T)
Tom Weiskopf, 1975

Most Led or Shared Lead 1 or More Holes
28 out of 84, 1963

Statistics in **green** indicate a change in 2018

PLAYOFFS

1935 Gene Sarazen (144) defeated Craig Wood (149)
1942 Byron Nelson (69) defeated Ben Hogan (70)
1954 Sam Snead (70) defeated Ben Hogan (71)
1962 Arnold Palmer (68) defeated Gary Player (71) and Dow Finsterwald (77)
1966 Jack Nicklaus (70) defeated Tommy Jacobs (72) and Gay Brewer (78)
1970 Billy Casper (69) defeated Gene Littler (74)
1976 Masters announced sudden-death playoff format
1979 Fuzzy Zoeller (4-3) defeated Ed Sneed (4-4) and Tom Watson (4-4) with a birdie on the second playoff hole (No. 11)
1982 Craig Stadler (4) defeated Dan Pohl (5) with a par on the first playoff hole (No. 10)
1987 Larry Mize (4-3) defeated Seve Ballesteros (5) and Greg Norman (4-4) with a birdie on the second playoff hole (No. 11)
1989 Nick Faldo (5-3) defeated Scott Hoch (5-4) with a birdie on the second playoff hole (No. 11)
1990 Nick Faldo (4-4) defeated Raymond Floyd (4-5) with a par on the second playoff hole (No. 11)
2003 Mike Weir (5) defeated Len Mattiace (6) with a bogey on the first playoff hole (No. 10)
2005 Tiger Woods (3) defeated Chris DiMarco (4) with a birdie on the first playoff hole (No. 18)
2009 Angel Cabrera (4-4) defeated Kenny Perry (4-5) and Chad Campbell (5) with a par on the second playoff hole (No. 10)
2012 Bubba Watson (4-4) defeated Louis Oosthuizen (4-5) with a par on the second playoff hole (No. 10)
2013 Adam Scott (4-3) defeated Angel Cabrera (4-4) with a birdie on the second playoff hole (No. 10)
2017 Sergio Garcia (3) defeated Justin Rose (5) with a birdie on the first playoff hole (No. 18)

TOURNAMENT DECIDED BY

Playoff
17

Sudden Death
11 (1979, 1982, 1987, 1989, 1990, 2003, 2005, 2009, 2012, 2013, 2017)

18 Hole
5 (1942, 1954, 1962, 1966, 1970)

36 Hole
1 (1935)

WINNERS

Sudden Death
Nick Faldo, 1989, 1990
Fuzzy Zoeller, 1979
Craig Stadler, 1982
Larry Mize, 1987
Mike Weir, 2003
Tiger Woods, 2005
Angel Cabrera, 2009
Bubba Watson, 2012
Adam Scott, 2013
Sergio Garcia, 2017

18 Hole
Byron Nelson, 1942
Sam Snead, 1954
Arnold Palmer, 1962
Jack Nicklaus, 1966
Billy Casper, 1970

36 Hole
Gene Sarazen, 1935

LOSERS

Seve Ballesteros, 1987
Gay Brewer, 1966
Angel Cabrera, 2013
Chad Campbell, 2009
Chris DiMarco, 2005
Dow Finsterwald, 1962
Raymond Floyd, 1990
Scott Hoch, 1989
Ben Hogan, 1942, 1954
Tommy Jacobs, 1966
Gene Littler, 1970
Len Mattiace, 2003
Greg Norman, 1987
Louis Oosthuizen, 2012
Kenny Perry, 2009
Gary Player, 1962
Dan Pohl, 1982
Justin Rose, 2017
Ed Sneed, 1979
Tom Watson, 1979
Craig Wood, 1935

MOST FREQUENT LOSER

2, Ben Hogan, 1942, 1954 (each one stroke)

MOST FREQUENT WINNER

2, Nick Faldo, 1989, 1990 (each sudden death)

Statistics in **green** indicate a change in 2018

LOWEST SCORE
68, Arnold Palmer, 1962

HIGHEST SCORE
78, Gay Brewer, 1966

LARGEST MARGIN OF VICTORY
5 strokes, Billy Casper (69) defeated Gene Littler (74), 1970
5 strokes, Gene Sarazen (144) defeated Craig Wood (149), 1935

LARGEST STROKE DIFFERENTIAL, THREE WAY
9 strokes, Arnold Palmer (68), Gary Player (71), Dow Finsterwald (77), 1962

YOUNGEST
Winner and Participant
26 years 2 months 20 days, Jack Nicklaus, 1966
Loser
26 years 5 months 8 days, Gary Player, 1962
Winner, Sudden Death
27 years 5 months 4 days, Fuzzy Zoeller, 1979
Participant, Sudden Death
27 years 10 days, Dan Pohl, 1982

OLDEST
Winner
41 years 11 months 15 days, Sam Snead, 1954
Loser and Participant
48 years, Kenny Perry, 2009

RELATIONS IN MASTERS

FATHER-SON IN MASTERS
Skip Alexander, six from 1948-1954
  Son Buddy, 1987, 1988
Butch Baird, 1977
  Son Briny Baird, 2004
Thomas W. Barnes, 1950
  Son Tommy, 1966
Julius Boros, 25 from 1950-1974
  Son Guy, 1997
Antonio Garrido, 1978
  Son Ignacio, 1998
Al Geiberger, 17 from 1962-1980
  Son Brent, 2000
Jay Haas, 22 from 1976-2005
  Son Bill Haas, 2010-2017
Clayton Heafner, nine from 1940-1953
  Son Vance, 1978
Jock Hutchison, 14 from 1935-1962
  Son Jock, Jr., 1941
Joe Kirkwood, 1936, 1948
  Son Joe Jr., five from 1949-1953
Davis Love Jr., 1955, 1964
  Son Davis Love III, 1988, 1991-2007, 2011
Craig Stadler, 38 from 1974-2014
  Son Kevin, 2014, 2015

FATHER-SON IN SAME MASTERS
Craig Stadler, 38 from 1974-2014
  Son Kevin, 2014

BROTHERS, SAME MASTERS
Curt and Tom Byrum, 1990
T.C. and T.M. Chen, 1986
Mortie and Olin Dutra, 1935
Danny and David Edwards, 1984, 1985
Abe and Al Espinosa, 1934, 1935
Jay and Jerry Haas, 1985
Jay and Lionel Hebert, 1956-1968
Dave and Mike Hill, 1973, 1978
Bernard and Geoffrey Hunt, 1965
George and Tom Kerrigan, 1934
Lloyd and Ray Mangrum, 1941
Angel and Sebastian Miguel, 1961-1962
Naomichi and Masashi Ozaki, 1990, 1993, 2000
Joe, Mike and Willie Turnesa, 1934
Joe and Mike Turnesa, 1935
Jimmy and Mike Turnesa, 1949
Bobby and Lanny Wadkins, 1981, 1987, 1988
Edoardo and Francesco Molinari, 2010-2012

BROTHERS, SEPARATE MASTERS
Brad and Bart Bryant
Buster and Jacky Cupit
George and John Dawson
Joe and John Inman
Trip and Hank Kuehne
Don and Rik Massengale
Edoardo and Francesco Molinari
Frank and Mike Souchak
Brian and Trevor Wilkes

OTHER RELATIONS
Tommy Armour, 1935-1953
  Grandson Tommy Armour III, 1990
Bob Goalby, 1960-1986
  Nephew Jay Haas, 22 from 1976-2005
  Nephew Jerry Haas, 1985
  Great Nephew Bill Haas, 2010-2017
Jerry Haas, 1985
  Nephew Bill Haas, 2010-2017
Dillard Pruitt, 1992-1993
  Nephew Bill Haas, 2010-2017
Charles Yates, 1934-1947
  Nephew P. Daniel Yates III, 1989, 1993
Ramon Sota, six from 1964-1972
  Nephew Seve Ballesteros, 1977-2003

Statistics in **green** indicate a change in 2018

LEFT-HANDERS IN MASTERS

MOST

Starters, One Tournament
5, 2008

Appearances
26, Phil Mickelson, 1991, 1993, 1995-2018
19, Mike Weir, 2000-2018
15, Bob Charles, 1958, 1962-1975

Finishes
23, Phil Mickelson, 1991, 1993, 1995, 1996, 1998-2013, 2015, 2017, 2018
11, Mike Weir, 2000-2003, 2005-2010, 2014
9, Bob Charles, 1962-1965, 1968-1970, 1972, 1973

LOWEST

Finish
1, Mike Weir, 2003
1, Phil Mickelson 2004, 2006, 2010
1, Bubba Watson, 2012, 2014

Score
272, Phil Mickelson, 2010
274, Phil Mickelson, 2015
275, Phil Mickelson, 2001
278, Bubba Watson, 2012
279, Phil Mickelson, 2004, 2009
279, Bubba Watson, 2018
280, Phil Mickelson, 1995, 2002
280, Steve Flesch, 2009
280, Bubba Watson, 2014
281, Mike Weir, 2003
281, Phil Mickelson, 2006
282, Phil Mickelson, 1996
284, Mike Weir, 2005

Round
65, Phil Mickelson, 1996
66, Phil Mickelson, 1995 (shared first round lead)

MISSED CUT

Bob Charles, 1958, 1966, 1967, 1971, 1974, 1975
Sam Adams, 1974
Ernie Gonzales, 1987
Ralph Howe III, 1989
Russ Cochran, 1992
Phil Mickelson, 1997, 2014, 2016
Greg Chalmers, 2001
Steve Flesch, 2001
Mike Weir, 2004, 2011, 2012, 2013, 2015-2018
Nick O'Hern, 2007, 2008
Brad Benjamin, 2010
Brian Harman, 2015
Bubba Watson, 2017
Yuxin Lin, 2018
Ted Potter Jr., 2018

Disqualified
Gene Ferrell, 1956

Statistics in **green** indicate a change in 2018

PAR 3 CONTEST

WINNING SCORE

Low
19, Jimmy Walker, 2016 (8 under)

High
24, Tommy Nakajima, 1988 (3 under)
24, Rocco Mediate, 1991 (3 under)
24, Sandy Lyle, 1998 (3 under)

Average
22.18 (**36 were 20-21-22,** 20 were 23, 3 were 24, 1 under 20)

WINNERS

By Largest Margin
3 strokes, Art Wall, 1965
3 strokes, Jimmy Walker, 2016

Most
3, Padraig Harrington, 2003, 2004, 2012

Ties
21, Padraig Harrington and David Toms, 2003
22, Padraig Harrington and Jonathan Byrd, 2012

Amateur
Deane Beman, 1961
Labron Harris Jr., 1964
Jay Haas, 1976

Low Amateur Score
21, Jay Haas, 1976 (6 under)

Lowest First-Time Score
21, Jay Haas, 1976 (6 under)

Oldest
68 years, Tom Watson, 2018 (second victory)
61 years, Sam Snead, 1974 (second victory)

Oldest First-Time
51 years, 6 months, 21 days, Jerry Pate, 2005
47 years 10 months 9 days, Sam Snead, 1960 (first)
47 years 7 months, Raymond Floyd, 1990

Youngest
22 years 4 months 5 days, Jay Haas, 1976
22 years, Deane Beman, 1961
22 years, Labron Harris Jr., 1964

Average Age
35.60 (12 in 20s, 33 in 30s, 11 in 40s, 2 in 50s, **2 in 60s**)

International
Bruce Crampton (Australia), 1962
Harold Henning (South Africa), 1970
Isao Aoki (Japan), 1975, 1981
Tommy Nakajima (Japan), 1988
Vijay Singh (Fiji), 1994
Sandy Lyle (Scotland), 1997, 1998
Nick Price (Zimbabwe), 2002
Padraig Harrington (Ireland), 2003 (Tie), 2004, 2012 (Tie)
Rory Sabbatini (South Africa), 2008
Tim Clark (South Africa), 2009
Louis Oosthuizen (South Africa), 2010
Luke Donald (England), 2011

Honorary Invitee
Jerry Pate, 2005

First Attempt
Sam Snead, 1960
Bob Lunn, 1969
Jay Haas, 1976
Rocco Mediate, 1991
Vijay Singh, 1994
Joe Durant, 1999
Ben Crane, 2006
Ted Potter, Jr., 2013

Winners with Hole-In-One
Tom Watson, 1982
Jay Haas, 1996
David Toms, 2001
Tim Clark, 2009
Jimmy Walker, 2016

Winners with One Bogey
Sam Snead, 1974
Johnny Miller, 1980
Tommy Aaron, 1984
Tommy Nakajima, 1988
Chris Perry, 2000
Padraig Harrington, 2004, 2012

OLDEST STARTER

91, Paul Runyan, 2000

OLDEST, UNDER PAR

82, Gary Player (25), 2018

HOLES-IN-ONE

Total
96 (43 years)

Most
4, Gary Player, 1983 (No. 9), 1986 (No. 7 original course), 1983 (No. 2 on present course), 2016 (No. 7 on present course)
3, Ben Crenshaw, 1997 (No. 7), 2005 (No. 2), 2013 (No. 7)
2, Claude Harmon, 1968 (Nos. 4 and 5)
2, Bernhard Langer, 1987 (No. 7), 1990 (No. 1)
2, Toshi Izawa, 2002 (Nos. 5 and 6)
2, Jerry Pate, 1994 (No. 9), 2002 (No. 7)
2, Jay Haas, 1996 (No. 2), 2004 (No. 9)
2, Camilo Villegas, 2015 (Nos. 4 and 8)

Consecutive
2, Claude Harmon, 1968 (Nos. 4, 5)
2, Toshi Izawa, 2002 (Nos. 5, 6)

Oldest To Score
80 years, Gary Player, 2016 (No. 7)

Youngest To Score
19 years, Johnny Miller (amateur), 1967 (No. 2)

First Appearance
Ted Kroll, 1960 (No. 3)
Doug Sanders, 1960 (No. 9)
Cesar Sanudo, 1966 (No. 4)

Statistics in **green** indicate a change in 2018

HOLES-IN-ONE (continued)

Johnny Miller, 1967 (No. 2)
Steve Jones, 1988 (No. 7)
Andrew Magee, 1989 (No. 6)
Brad Faxon, 1992 (No. 2)
Mark Roe, 1996 (No. 7)
Notah Begay III, 2000 (No. 9)
Phillip Price, 2004 (No. 7)
Luke List, 2005 (No. 7)
Aaron Oberholser, 2006 (No. 9)
John Merrick, 2009 (No. 2)
Matt Jones, 2014 (No. 3)
Matias Dominguez, 2015 (No. 4)
Smylie Kaufman, 2016 (No. 8)
David Lingmerth, 2016 (No. 7)
Andy Sullivan, 2016 (No. 5)
Justin Thomas, 2016 (No. 4)
Tony Finau, 2018 (No.7)
Dylan Frittelli, 2018 (No.8)

Most, Field, One Tournament
9, 2016
- Jimmy Walker, No. 2
- Rickie Fowler, No. 4
- Justin Thomas, No. 4
- Andy Sullivan, No. 5
- Gary Player, No. 7
- David Lingmerth, No. 7
- Zach Johnson, No. 7
- Smylie Kaufman, No. 8
- Webb Simpson, No. 9

Fewest, Field, One Tournament
0, 15 years

Most, One Hole
24, No. 9 (21 present course, 3 original course)

Fewest, One Hole
3, Nos. 6 and 8

MASTERS CHAMPIONS AS WINNERS

Sam Snead, 1960, 1974
Art Wall, 1965
Arnold Palmer, 1967
Gay Brewer, 1973
Tom Watson, 1982, 2018
Tommy Aaron, 1984
Ben Crenshaw, 1987
Raymond Floyd, 1990
Vijay Singh, 1994
Sandy Lyle, 1997, 1998
Mark O'Meara, 2007

WINNER'S PERFORMANCE IN MASTERS

Best Finish
2, Raymond Floyd, 1990
2, Chip Beck, 1993

First 5
6

First 10
11

High Masters Finish
T45, Art Wall, 1965
T45, Isao Aoki, 1981

High Masters Score
300, Isao Aoki, 1981
290 to 299, 18

Low Masters Score
278, Raymond Floyd, 1990
278, Luke Donald, 2011

Missed Cut
18

Winners Under Par
16

SUDDEN-DEATH PLAYOFFS

20

Most Players
4, 1975
- Isao Aoki (winner)
- Bobby Cole
- Peter Oosterhuis
- Sam Snead

4, 1991
- Rocco Mediate (winner)
- Billy Ray Brown
- Kenny Knox
- Sam Snead

4, 2000
- Chris Perry (winner)
- Jay Haas
- Jerry Pate
- Hunter Haas

Fewest Players
2, 1963, 1978, 1982, 1989, 1995, 1996, 1997, 2002, 2004, 2015

Longest
Three Holes, 1977
- Tom Weiskopf (winner)
- Bob Murphy
- Sam Snead

Three Holes, 1978
- Lou Graham (winner)
- Tom Watson

Three Holes, 1986
- Gary Koch (winner)
- Larry Mize

Three Holes, 1995
- Hal Sutton (winner)
- David Edwards

Three Holes, 2004
- Padraig Harrington (winner)
- Eduardo Romero

Three Holes, 2015
- Kevin Streelman (winner)
- Camilo Villegas

Two Holes, 1969, 1975, 1991, 1996, 1997, 2002, 2013
One Hole, 1963, 1967, 1971, 1974, 1982, 1989, 2000

Statistics in **green** indicate a change in 2018

SUDDEN-DEATH PLAYOFFS (continued)

Youngest Winner
22 years, Labron Harris, Jr., 1964
Oldest Winner
61 years, Sam Snead, 1974 (second title)
Youngest Loser
23 years, Hunter Haas, 2000
Oldest Loser
78 years 11 months, Sam Snead, 1991
Most Playoffs
4, Sam Snead (winner 1974; loser 1975, 1977, 1991)

UNDER PAR

Most Players
45, 1974
Fewest Players
14, 1988, 2010

PAR OR BETTER

Most Players
62, 1964
Fewest Players
19, 2011

STARTS

Most Players
104, 2014
Fewest Players
57, 1988

MASTERS FACTS

With his 1997 Masters victory, Tiger Woods set 20 Masters records and tied six others. Here are some highlights:

- Lowest 72-hole score: 270, 18 under par
- Youngest champion: 21 years
- Widest margin of victory: 12 strokes
- Highest start by a champion, first nine holes: 40, 4 over par.
- Most strokes under par for the Tournament, second nine: 16 under par
- Most strokes under par, Amen Corner, four rounds: 7 under par
- Most 3s by a champion: 26
- Largest lead, first 54 holes: 9 strokes
- Youngest player to score 65: 21 years



Statistics in **green** indicate a change in 2018

RESULTS

2018 champion, Patrick Reed

MASTERS QUOTES

"Every time you think about it as a kid growing up, it's always, this putt is to win a Green Jacket; this putt's to win the Masters. I think that's just because of the history and everything that's gone on here at Augusta National...and how special it is to just golf in general around the world."

— Patrick Reed,
2018 Masters champion

MASTERS RESULTS
Yearly Summary

YEAR	WINNER	SCORE	RUNNER(S)-UP	SCORE	PLAYOFF
2018	**Reed**	**273**	**Fowler**	**274**	
2017	Garcia	279	Rose	279	(Playoff – Garcia 3, Rose 5)
2016	Willett	283	Spieth, Westwood	286	
2015	Spieth	270	Rose, Mickelson	274	
2014	B. Watson	280	Blixt, Spieth	283	
2013	Scott	279	Cabrera	279	(Playoff – Scott 4-3, Cabrera 4-4)
2012	B. Watson	278	Oosthuizen	278	(Playoff – B. Watson 4-4, Oosthuizen 4-5)
2011	Schwartzel	274	Day, Scott	276	
2010	Mickelson	272	Westwood	275	
2009	Cabrera	276	Perry, Campbell	276	(Playoff – Cabrera 4-4, Perry 4-5, Campbell 5)
2008	Immelman	280	Woods	283	
2007	Z. Johnson	289	Goosen, Sabbatini Woods	291	
2006	Mickelson	281	T. Clark	283	
2005	Woods	276	DiMarco	276	(Playoff – Woods 3, DiMarco 4)
2004	Mickelson	279	Els	280	
2003	Weir	281	Mattiace	281	(Playoff – Weir 5, Mattiace 6)
2002	Woods	276	Goosen	279	
2001	Woods	272	Duval	274	
2000	Singh	278	Els	281	
1999	Olazabal	280	Love III	282	
1998	O'Meara	279	Couples, Duval	280	
1997	Woods	270	Kite	282	
1996	Faldo	276	Norman	281	
1995	Crenshaw	274	Love III	275	
1994	Olazabal	279	Lehman	281	
1993	Langer	277	Beck	281	
1992	Couples	275	Floyd	277	
1991	Woosnam	277	Olazabal	278	
1990	Faldo	278	Floyd	278	(Playoff – Faldo 4-4, Floyd 4-5)
1989	Faldo	283	Hoch	283	(Playoff – Faldo 5-3, Hoch 5-4)
1988	Lyle	281	Calcavecchia	282	
1987	Mize	285	Ballesteros, Norman	285	(Playoff – Mize 4-3, Norman 4-4, Ballesteros 5)
1986	Nicklaus	279	Kite, Norman	280	
1985	Langer	282	Ballesteros, Floyd Strange	284	
1984	Crenshaw	277	T. Watson	279	
1983	Ballesteros	280	Crenshaw, Kite	284	
1982	Stadler	284	Pohl	284	(Playoff – Stadler 4, Pohl 5)
1981	T. Watson	280	Miller, Nicklaus	282	
1980	Ballesteros	275	Gilbert, Newton	279	
1979	Zoeller	280	Sneed, T. Watson	280	(Playoff – Zoeller 4-3, Sneed 4-4, T. Watson 4-4)
1978	Player	277	Funseth, Green T. Watson	278	
1977	T. Watson	276	Nicklaus	278	
1976	Floyd	271	Crenshaw	279	
1975	Nicklaus	276	Miller, Weiskopf	277	
1974	Player	278	Stockton, Weiskopf	280	
1973	Aaron	283	J. Snead	284	
1972	Nicklaus	286	Crampton, Mitchel Weiskopf	289	

YEAR	WINNER	SCORE	RUNNER(S)-UP	SCORE	PLAYOFF
1971	Coody	279	Miller, Nicklaus	281	
1970	Casper	279	Littler	279	(Playoff – Casper 69, Littler 74)
1969	Archer	281	Casper, Knudson Weiskopf	282	
1968	Goalby	277	De Vicenzo	278	
1967	Brewer	280	Nichols	281	
1966	Nicklaus	288	Jacobs, Brewer	288	(Playoff – Nicklaus 70, Jacobs 72, Brewer 78)
1965	Nicklaus	271	Palmer, Player	280	
1964	Palmer	276	Marr, Nicklaus	282	
1963	Nicklaus	286	Lema	287	
1962	Palmer	280	Player, Finsterwald	280	(Playoff – Palmer 68, Player 71, Finsterwald 77)
1961	Player	280	Coe, Palmer	281	
1960	Palmer	282	Venturi	283	
1959	Wall Jr.	284	Middlecoff	285	
1958	Palmer	284	Ford, Hawkins	285	
1957	Ford	283	Snead	286	
1956	Burke Jr.	289	Venturi	290	
1955	Middlecoff	279	Hogan	286	
1954	Snead	289	Hogan	289	(Playoff – Snead 70, Hogan 71)
1953	Hogan	274	Oliver Jr.	279	
1952	Snead	286	Burke Jr.	290	
1951	Hogan	280	Riegel	282	
1950	Demaret	283	Ferrier	285	
1949	Snead	282	Bulla, L.Mangrum	285	
1948	Harmon	279	Middlecoff	284	
1947	Demaret	281	Nelson, Stranahan	283	
1946	Keiser	282	Hogan	283	
1942	Nelson	280	Hogan	280	(Playoff – Nelson 69, Hogan 70)
1941	Wood	280	Nelson	283	
1940	Demaret	280	L.Mangrum	284	
1939	Guldahl	279	Snead	280	
1938	Picard	285	Cooper, Guldahl	287	
1937	Nelson	283	Guldahl	285	
1936	Smith	285	Cooper	286	
1935	Sarazen	282	Wood	282	(Playoff – Sarazen 144, Wood 149)
1934	Smith	284	Wood	285	

2018 MASTERS TOURNAMENT
SUMMARY AND STATISTICS
Patrick Reed, Champion

ROUND-BY-ROUND:

ROUND	1	2	3	4	TOTAL
SCORES	69	66	67	71	273

HOLE-BY-HOLE

Hole	1	2	3	4	5	6	7	8	9	Out	10	11	12	13	14	15	16	17	18	In	Total
Par	4	5	4	3	4	3	4	5	4	36	4	4	3	5	4	5	3	4	4	36	72
Score	4	4	4	3	4	3	4	4	5	35	4	5	3	4	3	4	3	4	4	34	69
Status	0	-1	-1	-1	-1	-1	-1	-2	-1		-1	0	0	-1	-2	-3	-3	-3	-3		
Score	3	4	3	4	4	3	3	4	3	31	5	4	3	4	3	4	4	4	4	35	66
Status	-4	-5	-6	-5	-5	-5	-6	-7	-8		-7	-7	-7	-8	-9	-10	-9	-9	-9		
Score	4	5	5	3	3	3	4	4	3	34	3	4	4	3	4	3	4	4	4	33	67
Status	-9	-9	-8	-8	-9	-9	-9	-10	-11		-12	-12	-11	-13	-13	-15	-14	-14	-14		
Score	5	5	3	3	4	4	3	5	4	36	4	5	2	5	3	5	3	4	4	35	71
Status	-13	-13	-14	-14	-14	-13	-14	-14	-14		-14	-13	-14	-14	-15	-15	-15	-15	-15		

TOURNAMENT RECAP:

EAGLES	BIRDIES	PARS	BOGEYS	DOUBLE BOGEYS	OTHER
2	22	37	11	0	0

ROUND	PAR 3s	PAR 4s	PAR 5s
1	0	1	-4
2	2	-4	-4
3	2	-2	-5
4	0	-1	0
All	4	-6	-13

STATISTICS:

	CUMULATIVE	
GREENS HIT:	48 of 72	67%
FAIRWAYS HIT:	41 of 56	73%
SAND SAVES:	4 of 8	50%
NUMBER OF PUTTS:	104	1.44 Average
DRIVING DISTANCE:		298.50 Average

Overall - Player Summary
Patrick Reed

First/Last Year	Tournaments Entered	Cuts Made	72-Hole Finishes	Top 3	Top 5	Top 10	Top 25
2014/2018	5	3	3	1	1	1	2

Scoring Average	Rounds Played	Low Round	High Round	Rounds Under Par	Money Won	Best Finish
72.75	16	66	79	6	$2,120,300	1 (2018)

April 8, 2018

An Interview With:

PATRICK REED

MODERATOR: Ladies and gentlemen, it is my pleasure to welcome Patrick Reed, our 2018 Masters champion.

Patrick, how does the pink and green combination suit you?

PATRICK REED: It works. You know, with Nike kind of on the story line of having the azalea colors towards the end of the week. It seemed great out there. You know, just kind of one of those things that going out and playing on such great, green grass and having all those beautiful flowers and azaleas around seemed fitting. And to be able to go out and play, play a steady round, and just didn't get really too high or too low. It was definitely harder than I thought it was going to be.

MODERATOR: Your fifth time, your fifth appearance at the Masters, and you had never broken 70 until Thursday. You broke 70 three days in a row. What was difference this year?

PATRICK REED: I think the biggest thing was just, of course, I felt like the game was in a little better shape coming in, but just the experiences from in the past. I knew the golf course a little better. I had a little more experience around the course this year coming in.

Really, my mindset going in was stick to my game plan, play golf, and, you know, I stuck to my game plan all week. Even today, I didn't stray from it at all throughout the entire day. You know, it's something that I needed to learn, especially at a place like this, how important it is to stick to what I believe and how I feel like I need to play the golf course.

You know, with it, it gave me the reward of winning my first Green Jacket.

MODERATOR: Congratulations. Questions, please.

Q. Were you leader board watching? Did you know how big the putt was on 17?

PATRICK REED: I did. I always, always watch leader boards, no matter what event it is, whether it's the first hole on Thursday or the last hole on Sunday. For some reason, my eyes are -- I always want to know where I stand.

So yes, I saw Jordan and Rickie just storm up those leader boards and go up. I knew when I birdied 14 was about the same time that Jordan bogeyed the last. At that point, I knew as long as there wasn't just any catastrophic implosions coming in, that it was going to be basically between Rickie and I.

To hear that roar on the last, even though I knew Jon was in the group, I just knew it had to be Rickie, because, you know, to win your first major is never going to be easy. It definitely wasn't easy today. I knew it was going to be a dogfight. It's just a way of God basically saying, let's see if you have it. Everyone knows you have it physically with the talent, but do you have it mentally; can you handle the ups and downs throughout the round.

I felt like that putt I made on 17, and to basically keep my one-up lead going into the last, and to have that iron shot not come down the hill on 18, knowing that it's probably the fastest putt on the golf course, is just another one of those many tests that I had to try to get over in order to win my first major.

Q. Rory had a chance to tie you on the second hole. Jordan actually caught you at one point. Rickie posted a number. How important was it for you every time one of those guys challenged you to maintain at least a share of that lead and not let it sort of get over your head?

PATRICK REED: It was huge. Especially mainly with Rickie and with Rory, because Rickie was only the group in front of me and Rory was playing with me.

So I knew if Jordan made some birdies, he was far enough ahead that when he kind of went on his run, I was basically on hole 9. And when he birdied, I think he birdied 12 and 13, when he birdied -- well, yeah, he birdied 12 and 13. When he did that, it was kind of one of those things that I knew I had those holes coming up, and as long as I could keep it at least tied with him, that he would run out of holes and I would have more birdie opportunities coming in.

But the way those guys played towards the end -- when Jordan shoots a 64 today and Rickie goes and shoots 67 -- having to go shoot under par on my final round of your first major to win, it was hard. You know, it was awesome and satisfying to make the clutch putts I did on the back nine. After feeling like I wasn't really making anything all day, to make that one on 12 for birdie seemed to kind of give me that momentum and just really that belief going into the last couple that no matter what they throw at me, I can do this and have a chance.

Q. How big was the putt on 3, not only for the scorecard but for your emotions after the somewhat shaky start, and how far would that have gone by if it didn't hit the hole?

PATRICK REED: Probably still be rolling. It was moving. (Laughter).

You know, it was important. I felt like -- of course, it was a poor bunker shot on 1, but to be able to hit a pretty good lag down that hill, being how fast it is, kind of settled in my nerves. I felt like I didn't miss a golf shot on 2, and I just misjudged the distance on the second shot. I mean, it needed to fly three yards farther. It lands on the green and it goes all the way back to the hole.

Unfortunately, I knew long there is no fun, so I went for the aggressive play that if it's perfect, it's right next to the hole. Worst-case scenario, I'm short.

I really felt besides the tee shot on 1 and the bunker shot on 1, I felt like I was actually hitting the ball okay. I didn't feel like it was that bad.

I've hit that putt before and I know it's a lot faster than it looks on 3, and I played just a little less break, and luckily the hole got in the way because it was going. But, you know, I needed that. I needed a putt like that to go in, to get back to not only even par for the tournament but to see a birdie go in early was huge for the momentum early on.

After that, I felt like ball-striking was where it needed to be, and made the putts and was just able to kind of ride the ship coming in.

Q. Given Jordan was nine strokes behind you at the start of the day, how impressed were you with his round and how cool is it having bragging rights over him, especially after beating him in Austin two weeks ago?

PATRICK REED: Austin is Austin, but at the same time we both have a Green Jacket. I knew somebody was going to make a run at me from -- besides the last two or three groups. I knew someone else was going to go post a number early. Did I think they were going to post that type of number? No.

But just to see kind of how he was playing and see every time I looked at a board, they always threw up a number and it seemed to always get closer and closer to me. It was kind of nerve-wracking. I was kind of glad he ran out of holes.

You know, just kind of one of those things that you expect that, and being your first -- trying to go win your first major, you

know that people are going to make runs and it's not going to be easy. You're going to have to go out and play a good round of golf and shoot under par.

I felt like I played 11 as smart as I possibly could with hitting the drive into the trees. I probably would have said two years ago, I would have tried to hit that slice 4-iron around the trees and start it in the pond and try to get it back to the green. But this time around, I was smarter. I was just like, lay up and worst-case scenario you're going to make bogey. I felt like I kind of got robbed on that putt.

Then to hit a good iron shot on 12 and make that birdie right there to get that one right back, I felt that right there was when the turning point was, because that putt was huge.

And then to hit a quality iron shot on 14, those were basically the two points in my round that I thought, you know, this is going to be my week.

Q. As you're growing up as a young man and dreaming your goals, I wanted to ask you, if this was the first major you dreamt of, or did you win somewhere else in your dreams? And second is, was this Sunday final round different from everything else that you played in your life?

PATRICK REED: Definitely growing up, everyone always dreamed about winning Augusta, winning the Masters. So to answer your question, yes. Every time you think about it as a kid growing up, it's always, you know, this putt is to win a Green Jacket; this putt's to win the Masters. I think that's just because of the history and everything that's gone on here at Augusta National and how special it is to all the golfers and special it is to just golf in general around the world.

And, you know, today was definitely probably the hardest mentally a round of golf could possibly be. At the Ryder Cup, it's just a totally different type of pressure. You go to a Ryder Cup and you feel like you have a whole nation on your back. You know, if you win or lose your match, you still have a bunch of other guys there that could pick it up. You know, when I step up here, I was going in with a Sunday lead, listening to all the analysts this morning when I was watching golf, and every single one of them picked Rory except me besides for Notah -- thanks, Notah. Appreciate it. You're my boy (laughter).

It's just kind of one of those things that seemed like the pressure at that point was kind of lifted off. No one expects me to go out and win. I expect myself to go out and win. My family and I believe that we need to go out there and I can win the golf tournament. Seemed like everyone else was saying how great I was playing all week, how very impressed they were, but come Saturday night and Sunday morning, they are like, oh, well, even though we said all these great things about how he's playing, we think Rory's going to win.

You know, going into that, it just felt like, okay, well, that takes off a little bit of that pressure off of me and I can just go out and try to play golf. That kind of fit into the motto that I was trying to do all week: just go out and play golf. It's definitely harder to do that than I thought.

It was actually easier throughout the first probably six or seven holes, but then once I birdied 7 and then I missed the putt for birdie on 8, then I'm walking off 9 tee box and look over at the scoreboard and Jordan is two away from me at that point, and I'm sitting there going, okay, now it's really getting tight.

That's when you started to think about, well, what ifs. My caddie, Kessler, he did such an awesome job this week, and especially today, of keeping me in it. When I birdied 14, he looks at me -- I wanted to go for it on 15 because I had a tiny little window.

He's like, "No, we have the lead. Chip it down there. Let's try to make birdie with your wedge. Worst-case scenario we'll make par." And when I made par on 15, and Jordan finished at 13 and Rickie was at 13 at that point, he just looked at me and said, "Hey, it doesn't matter. Don't look at that board. It doesn't matter. It all comes down to us." He's like, "Go out and play golf. If you do what we do, we'll win this golf tournament. Let's go do it."

Of course it didn't help that Rickie birdied the last to get it to one shot, but I kept reminding myself and he kept reminding me, "Just go do you. Go play golf." And I was able to get through it mentally and put together a solid 71.

Q. Can you talk briefly about the second shot at 13, and did you know right away that it stayed up, or did it disappear from sight? Was there any concern?

PATRICK REED: There was concern because I saw it and we were watching it. Yeah, it was just a poorly executed iron shot. I thought I hit a perfect drive and had only what I thought was a little off 7-iron, about 90, 85 percent, and Kessler wanted me to hit it full just to make sure you take water short out of play. But I was worried about if I hit it full, it might go long. That was probably the only golf swing I had, probably in the past two days, that I wasn't really committed to. There's still some thought going on in my head before I hit it, and I hit about an inch behind it, caught it a little heavy.

I knew when it landed, at worst-case scenario, it's just going to roll back and it's going to be in the hazard or on the sand. As long as it doesn't get to that corner and that turn, the ball won't find the water. It will actually stay on the sand. I was lucky to watch it kind of plug in the bank and stay in the grass.

I was fortunate enough for it to stay up, and I felt like I had the same exact kind of swing I had to hit on 14 from a hanging lie, and to be able to pull that one off and hit it exactly how I wanted to gave me the confidence going into the rest of the round.

Q. Many former Masters champions have talked about how difficult it is because the tee time is so late and you have all day to think about it. You mentioned watching the Golf Channel. Is that something you normally do, watch analysis like that before a round? And then also, a lot of people would like to know, what were you listening to when you were hitting balls warming up today?

PATRICK REED: Well, I always watch golf in the mornings. I'm at home and it's an off-week, I'm a guy that gets up so early. I'm usually watching European Tour. Then if it's an afternoon tee time, I'm watching European Tour into the PGA TOUR. It's just something I've always kind of watched.

And I've been listening to, probably not going to even -- just a couple of my songs that I always listen to when I play.

Q. It seemed like the crowd was cheering louder for the other golfers. Your caddie said he noticed that. Did you notice it, and was there any motivation?

PATRICK REED: Yeah. I walked up to the first tee and had a really welcoming cheer from the fans, but then when Rory walked up to the tee, you know, his cheer was a little louder.

But that's another thing that just kind of played into my hand. Not only did it fuel my fire a little bit, but also, it just takes the pressure off of me and adds it back to him.

I think that's the biggest thing is going into a Sunday, especially trying to win, for me trying to win my first; for him, trying to win the career Grand Slam, it's who is going to handle the pressure and who is going to have more pressure on them.

Honestly, I felt like a lot of that pressure was kind of lifted and kind of taken off of me. The fans, yes, were cheering for me, but some of them were cheering more for Rory. At the same time, you had a lot of the guys picking him to win over me, and it's just kind of one of those things that the more kind of chatter you have in your ear and about expectations and

everything, the harder it is to play golf.

I just kind of went out there and just tried to play golf the best I could and tried to stay in the moment and not worry about everything else.

Q. To follow that up, do you wish you were more popular with the fans, or is it something you've turned to your advantage?

PATRICK REED: No, I don't think it's really as much a popularity thing with the fans as it is that Rory has been in this position before to win here. He's played some really solid golf here.

A lot of people are wanting him to win to get that career Grand Slam. Yeah, it's just nature, and honestly to me, it was just go out there and play golf. Whether they are almost cheering for me -- almost felt like a Ryder Cup. When I was overseas, they will cheer for good golf no matter what. It's the same thing here. If you hit quality golf shots, they are going to cheer.

But if two guys hit the same exact shots, whoever is the home guy is going to get louder cheers. For Rory being in position and trying to win here in the past, and you know, having some success here, it didn't surprise me that the fans were cheering for him in the beginning.

Q. First a quick housecleaning question. What size jacket do you wear?

PATRICK REED: I think this is a 44. I don't know. The one that fits (smiling).

Q. Looking back, do you regret in any way saying you were top five, making that comment, or did you just validate it today?

PATRICK REED: Well, I mean, honestly, I don't ever regret anything I really say.

You know, I stand by my comments. I feel like I've played some golf that I need to play in order to get to where I want to be, and that's to be the best golfer in the world. You know, but the way you're going to do that is perform in these big events and to win these big events.

You know, I'm just happy to be up here and be able to say I've gotten over that hump of not winning at all last year, coming into a year that one of my biggest goals was to win a major and compete in golf tournaments. To be able to get them both at once, to end the drought and win a major, it helps me mentally, and also helps my resumé, and hopefully I can just take this momentum going forward and play some really solid golf.

Q. What did you think held you back initially at majors? It took you a very long time just to get a top-10.

PATRICK REED: The biggest thing was I put too much pressure on myself. I went out there, and I tried so hard to get the ball in the hole. I tried so hard to hit the perfect shots, that going into this week, I was just like, hey, it's golf. Go play.

I preached that to myself the entire week. I had my caddie remind me of that the entire week. Just be you. Play golf. If you get riled up, show it. If you aren't happy about something, it's all right. Just play golf.

You know, I was able to stay in that kind of mindset the entire week, and especially through the first three rounds. I haven't really had much success in shooting low rounds out here at Augusta, and to be able to shoot three of my lowest rounds the first three days, it showed a lot. I knew because of that coming into today, that I really had a really good chance to win a golf tournament.

Q. Your Augusta roots run pretty deep. I'm just wondering if it's bittersweet to not be able to share this moment with your parents and your sister?

PATRICK REED: I mean, I'm just out here to play golf and try to win golf tournaments.

Q. If we had spoken to you last year leaving here, and you had four opportunities at Augusta National, never top 20, what would you have said if our question had been: How long is it going to take you to contend here and win here?

PATRICK REED: Oohh. It's hard to say. I mean, because it -- because coming into this week and this year, it hasn't been the same thing every year. I mean, some years I've putted well and I haven't been able to hit a single green. Some years it's been I've hit the ball okay and haven't made a single putt. Other years everything's been bad.

You know, it's hard to say. I think the biggest thing was when is it that I'm going to get out of my own way and just enjoy the ride and come play.

That's the biggest thing here, is just allow me to play golf and not worry about what's at stake, not worry about the greens being so fast, so slopey or you can't do this, you can't do that, you have to avoid this.

You know, I just needed to get right mentally coming into this week, and, you know, coming into Augusta, because that's the biggest thing I feel like's helped me back here is mentally not getting psyched out about the week, getting psyched out about the greens, how fast and slopey they are, things like that. I felt like my team was able to help me out on that and just handle it the way I needed to handle it this week, and that's really just the biggest thing.

MODERATOR: Patrick, you did it pretty well, I would say.

Could you tell us about your birdies and bogeys in your final round today?

PATRICK REED: No. 1, started off with a bogey by hitting a 3-wood that ended up tugging a little left and I ended up against a tree. I just hit a soft 8-iron and tried to get up somewhere near the green and lob-wedge from the bunker that went a little too far and two-putt for bogey.

I walk into 3, which is my first birdie of the day, to get it back to level, and I hit a 4-iron off the tee, a soft 51 degree into the green, and had about 15 feet for a putt and was able to knock it in.

6, made bogey. I hit a 7-iron that I thought was going to be the right club and ended up short. three-putted up over the ridge.

7, I made birdie by hitting a good drive down the left side and hit a soft pitching wedge to about two inches and was able to tap it in.

11, I made bogey. Hit driver off to the right and then I just chipped a 5-iron, just kind of keep it short of the water to the left and hit a lob-wedge, 60 degree up there, to six feet and missed the putt.

12, I hit a 90-percent pitching wedge to the middle of the the green and was able to make an 18-foot putt.

14, hit driver down the fairway and hit a 90 percent 9-iron to about eight feet and made a left-to-righter for birdie. And that's it.

MODERATOR: Congratulations, 2018 Masters champion.

2018 MASTERS TOURNAMENT
APRIL 5-8, 2018

Cut: 53 players at five-over-par 149 from a starting field of 87

Summary: After firing three rounds in the 60s, Patrick Reed maintained his lead on a star-studded leader board to claim his first Green Jacket and major championship victory with a 15-under 273.

PLAYER	POSITION	SCORES	TOTAL	PRIZE MONEY	STATUS
Patrick Reed	1	69 66 67 71	273	$1,980,000	
Sterling Silver Replica Masters Trophy: Winner					
Gold medal: Winner					
Crystal Vase: Day's Low Score (66), Round 2					
Pair of Crystal Highball Glasses: Eagle, Round 3, Hole 13					
Pair of Crystal Highball Glasses: Eagle, Round 3, Hole 15					
Rickie Fowler	2	70 72 65 67	274	$1,188,000	
Sterling Silver Salver: Runner-up					
Silver Medal: Runner-up					
Crystal Vase: Day's Low Score (65), Round 3					
Pair of Crystal Highball Glasses: Eagle, Round 3, Hole 2					
Jordan Spieth	3	66 74 71 64	275	$748,000	
Crystal Vase: Day's Low Score (66), Round 1					
Crystal Vase: Day's Low Score (64), Round 4					
Pair of Crystal Highball Glasses: Eagle, Round 1, Hole 8					
Jon Rahm (Spain)	4	75 68 65 69	277	$528,000	
Crystal Vase: Day's Low Score (65), Round 3					
Pair of Crystal Highball Glasses: Eagle, Round 2, Hole 2					
Pair of Crystal Highball Glasses: Eagle, Round 3, Hole 8					
Rory McIlroy (N. Ireland)	T5	69 71 65 74	279	$386,375	
Crystal Vase: Day's Low Score (65), Round 3					
Pair of Crystal Highball Glasses: Eagle, Round 3, Hole 8					
Cameron Smith (Australia)	T5	71 72 70 66	279	$386,375	
Henrik Stenson (Sweden)	T5	69 70 70 70	279	$386,375	
Bubba Watson	T5	73 69 68 69	279	$386,375	
Pair of Crystal Highball Glasses: Eagle, Round 4, Hole 13					
Marc Leishman (Australia)	9	70 67 73 70	280	$319,000	
Pair of Crystal Highball Glasses: Eagle, Round 2, Hole 15					
Tony Finau	T10	68 74 73 66	281	$286,000	
Dustin Johnson	T10	73 68 71 69	281	$286,000	
Pair of Crystal Highball Glasses: Eagle, Round 2, Hole 2					
Charley Hoffman	T12	69 73 73 67	282	$231,000	
Crystal Bowl: Hole-in-One, Round 4, Hole 16					
Louis Oosthuizen (South Africa)	T12	71 71 71 69	282	$231,000	
Justin Rose (England)	T12	72 70 71 69	282	$231,000	
Paul Casey (England)	T15	74 75 69 65	283	$192,500	
Pair of Crystal Highball Glasses: Eagle, Round 4, Hole 13					
Russell Henley	T15	73 72 71 67	283	$192,500	
Pair of Crystal Highball Glasses: Eagle, Round 2, Hole 15					
Tommy Fleetwood (England)	T17	72 72 66 74	284	$170,500	
Justin Thomas	T17	74 67 70 73	284	$170,500	
Hideki Matsuyama (Japan)	19	73 71 72 69	285	$154,000	
Jason Day (Australia)	T20	75 71 69 71	286	$128,150	
Francesco Molinari (Italy)	T20	72 74 70 70	286	$128,150	
Webb Simpson	T20	76 73 70 67	286	$128,150	
Pair of Crystal Highball Glasses: Eagle, Round 4, Hole 7					
Pair of Crystal Highball Glasses: Eagle, Round 4, Hole 8					
Jimmy Walker	T20	73 71 71 71	286	$128,150	
Branden Grace (South Africa)	T24	73 73 74 67	287	$93,775	
Adam Hadwin (Canada)	T24	69 75 72 71	287	$93,775	
Si Woo Kim (Korea)	T24	75 73 68 71	287	$93,775	
Bernd Wiesberger (Austria)	T24	70 73 72 72	287	$93,775	

2018 Masters Tournament (Continued)

PLAYER	POSITION	SCORES	TOTAL	PRIZE MONEY	STATUS
Kevin Kisner	T28	72 75 69 72	288	$76,450	
Pair of Crystal Highball Glasses: Eagle, Round 4, Hole 13					
Satoshi Kodaira (Japan)	T28	71 74 71 72	288	$76,450	
Matt Kuchar	T28	68 75 72 73	288	$76,450	
Ryan Moore	T28	74 72 72 70	288	$76,450	
Daniel Berger	T32	73 74 71 71	289	$63,663	
Hao Tong Li (China)	T32	69 76 72 72	289	$63,663	
Adam Scott (Australia)	T32	75 73 70 71	289	$63,663	
Tiger Woods	T32	73 75 72 69	289	$63,663	
Pair of Crystal Highball Glasses: Eagle, Round 4, Hole 15					
Zach Johnson	T36	70 74 74 72	290	$55,275	
Phil Mickelson	T36	70 79 74 67	290	$55,275	
Pair of Crystal Highball Glasses: Eagle, Round 3, Hole 8					
Pair of Crystal Highball Glasses: Eagle, Round 4, Hole 15					
Rafael Cabrera Bello (Spain)	T38	69 76 74 72	291	$46,200	
Fred Couples	T38	72 74 73 72	291	$46,200	
Bryson DeChambeau	T38	74 74 72 71	291	$46,200	
Matthew Fitzpatrick (England)	T38	75 74 67 75	291	$46,200	
Pair of Crystal Highball Glasses: Eagle, Round 3, Hole 15					
Bernhard Langer (Germany)	T38	74 74 71 72	291	$46,200	
Jhonattan Vegas (Venezuela)	T38	77 69 72 73	291	$46,200	
Kiradech Aphibarnrat (Thailand)	T44	79 70 72 71	292	$35,200	
Pair of Crystal Highball Glasses: Eagle, Round 2, Hole 13					
Brian Harman	T44	73 74 76 69	292	$35,200	
Tyrrell Hatton (England)	T44	74 75 73 70	292	$35,200	
Pair of Crystal Highball Glasses: Eagle, Round 1, Hole 13					
Ian Poulter (England)	T44	74 75 74 69	292	$35,200	
Martin Kaymer (Germany)	48	74 73 74 73	294	$30,140	
Vijay Singh (Fiji)	49	71 74 79 71	295	$28,600	
Doug Ghim	T50	72 76 74 74	296		Amateur
Sterling Silver Cup: Low Amateur					
Pair of Crystal Highball Glasses: Eagle, Round 1, Hole 13					
Pair of Crystal Highball Glasses: Eagle, Round 1, Hole 18					
Pair of Crystal Highball Glasses: Eagle, Round 3, Hole 13					
Xander Schauffele	T50	71 78 72 75	296	$27,720	
Kyle Stanley	52	72 74 75 76	297	$27,060	
Chez Reavie	53	76 71 75 76	298	$26,400	
Jason Dufner		73 77	150	$10,000	
Sandy Lyle (Scotland)		74 76	150	$10,000	
Pair of Crystal Highball Glasses: Eagle, Round 1, Hole 15					
Jose Maria Olazabal (Spain)		74 76	150	$10,000	
Charl Schwartzel (South Africa)		72 78	150	$10,000	
Patrick Cantlay		75 76	151	$10,000	
Dylan Frittelli (South Africa)		77 74	151	$10,000	
Thomas Pieters (Belgium)		73 78	151	$10,000	
Ted Potter, Jr.		73 78	151	$10,000	
Shubhankar Sharma (India)		77 74	151	$10,000	
Brendan Steele		76 75	151	$10,000	
Danny Willett (England)		75 76	151	$10,000	
Wesley Bryan		74 78	152	$10,000	
Ross Fisher (England)		78 74	152	$10,000	
Pair of Crystal Highball Glasses: Eagle, Round 2, Hole 8					
Patton Kizzire		76 76	152	$10,000	
Pat Perez		73 79	152	$10,000	
Kevin Chappell		77 76	153	$10,000	
Yuta Ikeda (Japan)		76 77	153	$10,000	
Trevor Immelman (South Africa)		78 75	153	$10,000	
Joaquin Niemann (Chile)		76 77	153		Amateur
Alex Noren (Sweden)		74 79	153	$10,000	

2018 Masters Tournament (Continued)

PLAYER	POSITION	SCORES	TOTAL	PRIZE MONEY	STATUS
Doc Redman		76 77	153		Amateur
Austin Cook		74 80	154	$10,000	
Yusaku Miyazato (Japan)		77 77	154	$10,000	
Gary Woodland		78 76	154	$10,000	
Billy Horschel		76 79	155	$10,000	
Mike Weir (Canada)		76 79	155	$10,000	
Ian Woosnam (Wales)		79 76	155	$10,000	
Larry Mize		76 80	156	$10,000	
Angel Cabrera (Argentina)		76 83	159	$10,000	
Sergio Garcia (Spain)		81 78	159	$10,000	
Yuxin Lin (China)		79 80	159		Amateur
Mark O'Meara		78 81	159	$10,000	
Matt Parziale		81 79	160		Amateur
Pair of Crystal Highball Glasses: Eagle, Round 2, Hole 13					
Harry Ellis (England)		86 80	166		Amateur
TOTAL				**$11,000,000**	

2018 Cumulative Course Statistics

Hole	Yards	Par	Average	Rank*	Eagles	Birdies	Pars	Bogeys	Double Bogeys	Other
1	445	4	4.278	3	0	18	179	71	11	1
2	575	5	4.807	15	3	86	154	36	1	0
3	350	4	3.928	14	0	58	184	38	0	0
4	240	3	3.317	2	0	18	162	94	5	1
5	455	4	4.164	6	0	26	186	64	4	0
6	180	3	3.128	8	0	31	188	56	4	1
7	450	4	4.207	4	1	42	150	73	13	1
8	570	5	4.717	16	6	88	166	19	1	0
9	460	4	4.142	7	0	37	176	58	8	1
Out	**3,725**	**36**	**36.692**		**10**	**404**	**1,545**	**509**	**47**	**5**
10	495	4	4.082	11	0	45	177	50	6	2
11	505	4	4.400	1	0	13	164	82	20	1
12	155	3	3.107	9	0	42	177	50	11	0
13	510	5	4.614	18	9	128	112	24	7	0
14	440	4	4.057	12	0	44	181	50	5	0
15	530	5	4.675	17	7	127	113	25	5	3
16	170	3	3.028	13	1	50	176	46	7	0
17	440	4	4.171	5	0	25	186	65	4	0
18	465	4	4.100	10	1	47	159	69	4	0
In	**3,710**	**36**	**36.235**		**18**	**521**	**1,445**	**461**	**69**	**6**
Total	**7,435**	**72**	**72.928**		**28**	**925**	**2,990**	**970**	**116**	**11**

*Holes ranked from 1 (most difficult) to 18 (least difficult)

Scoring Summary

	Below 70	Under Par	Par	Over Par	80 & Over	Course Average	Round Leader	Low Round	Patrick Reed
Round 1	10	20	8	59	3	73.793	Jordan Spieth (66)	Jordan Spieth (66)	T4
Round 2	7	16	5	66	6	74.563	Patrick Reed (135)	Patrick Reed (66)	1
Round 3	11	26	11	16	0	71.264	Patrick Reed (202)	Jon Rahm (65) Rickie Fowler (65) Rory McIlroy (65)	1
Round 4	19	34	8	11	0	70.491	Patrick Reed (273)	Jordan Spieth (64)	1
All Rounds	**47**	**96**	**32**	**152**	**9**	**72.929**			

2017 MASTERS TOURNAMENT
APRIL 6-9, 2017

Cut: 53 players at seven-over-par 150 from a starting field of 93

Summary: In his 19th Masters appearance, Sergio Garcia won his first major championship, prevailing in a playoff against Justin Rose. The two began the final round tied for the lead and, after a thrilling stretch over the second nine, both finished at nine-under 279. Rose hit an errant tee shot on the first playoff hole (No. 18) before Garcia sank a 12-foot birdie putt to win his first Green Jacket on what would have been the birthday of his idol and two-time Masters champion Seve Ballesteros. Garcia set the record for most starts by a Masters champion before his first victory.

PLAYER	POSITION	SCORES	TOTAL	PRIZE MONEY	STATUS
Sergio Garcia (Spain)	1	71 69 70 69	279	$1,980,000	Playoff
Sterling Silver Replica Masters Trophy: Winner					
Gold medal: Winner					
Pair of Crystal Highball Glasses: Eagle, Round 4, Hole 15					
Justin Rose (England)	2	71 72 67 69	279	$1,188,000	Playoff
Sterling Silver Salver: Runner-up					
Silver Medal: Runner-up					
Crystal Vase: Day's Low Score (67), Round 3					
Charl Schwartzel (South Africa)	3	74 72 68 68	282	$748,000	
Pair of Crystal Highball Glasses: Eagle, Round 3, Hole 15					
Matt Kuchar	T4	72 73 71 67	283	$484,000	
Crystal Vase: Day's Low Score (67), Round 4					
Crystal Bowl: Hole-in-One, Round 4, Hole 16					
Thomas Pieters (Belgium)	T4	72 68 75 68	283	$484,000	
Pair of Crystal Highball Glasses: Eagle, Round 2, Hole 13					
Paul Casey (England)	6	72 75 69 68	284	$396,000	
Kevin Chappell	T7	71 76 70 68	285	$354,750	
Pair of Crystal Highball Glasses: Eagle, Round 3, Hole 7					
Rory McIlroy (N. Ireland)	T7	72 73 71 69	285	$354,750	
Ryan Moore	T9	74 69 69 74	286	$308,000	
Adam Scott (Australia)	T9	75 69 69 73	286	$308,000	
Rickie Fowler	T11	73 67 71 76	287	$233,200	
Crystal Vase: Day's Low Score (67), Round 2					
Pair of Crystal Highball Glasses: Eagle, Round 2, Hole 2					
Russell Henley	T11	71 76 71 69	287	$233,200	
Pair of Crystal Highball Glasses: Eagle, Round 4, Hole 5					
Brooks Koepka	T11	74 73 71 69	287	$233,200	
Hideki Matsuyama (Japan)	T11	76 70 74 67	287	$233,200	
Crystal Vase: Day's Low Score (67), Round 4					
Pair of Crystal Highball Glasses: Eagle, Round 3, Hole 15					
Jordan Spieth	T11	75 69 68 75	287	$233,200	
Martin Kaymer (Germany)	T16	78 68 74 68	288	$181,500	
Pair of Crystal Highball Glasses: Eagle, Round 1, Hole 2					
Steve Stricker	T16	75 73 72 68	288	$181,500	
Pair of Crystal Highball Glasses: Eagle, Round 4, Hole 2					
Fred Couples	T18	73 70 74 72	289	$148,500	
Pat Perez	T18	74 74 70 71	289	$148,500	
Jimmy Walker	T18	76 71 70 72	289	$148,500	
Lee Westwood (England)	T18	70 77 68 74	289	$148,500	
Jason Day (Australia)	T22	74 76 69 71	290	$105,600	
Charley Hoffman	T22	65 75 72 78	290	$105,600	
Crystal Vase: Day's Low Score (65), Round 1					
William McGirt	T22	69 73 74 74	290	$105,600	
Phil Mickelson	T22	71 73 74 72	290	$105,600	
Pair of Crystal Highball Glasses: Eagle, Round 1, Hole 2					
Pair of Crystal Highball Glasses: Eagle, Round 4, Hole 2					
Justin Thomas	T22	73 76 71 70	290	$105,600	
Pair of Crystal Highball Glasses: Eagle, Round 4, Hole 13					

2017 Masters Tournament (Continued)

PLAYER	POSITION	SCORES	TOTAL	PRIZE MONEY	STATUS
Daniel Berger	T27	77 73 72 69	291	$78,100	
Pair of Crystal Highball Glasses: Eagle, Round 3, Hole 8					
Branden Grace (South Africa)	T27	76 74 71 70	291	$78,100	
Pair of Crystal Highball Glasses: Eagle, Round 2, Hole 15					
Jon Rahm (Spain)	T27	73 70 73 75	291	$78,100	
Pair of Crystal Highball Glasses: Eagle, Round 4, Hole 13					
Brandt Snedeker	T27	75 74 69 73	291	$78,100	
Brendan Steele	T27	74 73 75 69	291	$78,100	
Matthew Fitzpatrick (England)	32	71 78 73 70	292	$68,200	
Byeong Hun An (Korea)	T33	76 73 74 70	293	$62,150	
Jason Dufner	T33	71 76 70 76	293	$62,150	
Francesco Molinari (Italy)	T33	78 72 71 72	293	$62,150	
Bill Haas	T36	75 72 71 76	294	$52,938	
Adam Hadwin (Canada)	T36	75 74 75 70	294	$52,938	
Stewart Hagestad	T36	74 73 74 73	294		Amateur
Sterling Silver Cup: Low Amateur					
Soren Kjeldsen (Denmark)	T36	72 73 71 78	294	$52,938	
Pair of Crystal Highball Glasses: Eagle, Round 4, Hole 15					
Brian Stuard	T36	77 70 74 73	294	$52,938	
Ross Fisher (England)	T41	76 74 74 71	295	$46,200	
Louis Oosthuizen (South Africa)	T41	77 71 76 71	295	$46,200	
Kevin Kisner	T43	74 75 74 73	296	$40,700	
Marc Leishman (Australia)	T43	73 74 78 71	296	$40,700	
Pair of Crystal Highball Glasses: Eagle, Round 4, Hole 7					
Bernd Wiesberger (Austria)	T43	77 72 76 71	296	$40,700	
Curtis Luck (Australia)	T46	78 72 75 72	297		Amateur
Silver Medal: Low Amateur Runner-up					
Daniel Summerhays	T46	74 75 75 73	297	$36,300	
Pair of Crystal Highball Glasses: Eagle, Round 4, Hole 13					
James Hahn (Korea)	T48	75 75 75 73	298	$33,000	
Andy Sullivan (England)	T48	71 78 76 73	298	$33,000	
J. B. Holmes	50	78 72 73 76	299	$30,140	
Emiliano Grillo (Argentina)	51	79 70 73 78	300	$28,600	
Larry Mize	52	74 76 79 76	305	$27,720	
Ernie Els (South Africa)	53	72 75 83 78	308	$27,060	
Jim Furyk		78 73	151	$10,000	
Billy Hurley		75 76	151	$10,000	
Yuta Ikeda (Japan)		74 77	151	$10,000	
Zach Johnson		77 74	151	$10,000	
Shane Lowry (Ireland)		72 79	151	$10,000	
Kevin Na		76 75	151	$10,000	
Danny Willett (England)		73 78	151	$10,000	
Pair of Crystal Highball Glasses: Eagle, Round 1, Hole 13					
Chris Wood (England)		74 77	151	$10,000	
Rafael Cabrera Bello (Spain)		75 77	152	$10,000	
Tommy Fleetwood (England)		78 74	152	$10,000	
Russell Knox (Scotland)		76 76	152	$10,000	
Alex Noren (Sweden)		74 78	152	$10,000	
Rod Pampling (Australia)		74 78	152	$10,000	
Scott Piercy		73 79	152	$10,000	
Webb Simpson		75 77	152	$10,000	
Henrik Stenson (Sweden)		77 75	152	$10,000	
Pair of Crystal Highball Glasses: Eagle, Round 2, Hole 2					
Bubba Watson		74 78	152	$10,000	
Brad Dalke		78 75	153		Amateur
Bernhard Langer (Germany)		75 78	153	$10,000	
Sean O'Hair		76 77	153	$10,000	
Jose Maria Olazabal (Spain)		77 76	153	$10,000	
Patrick Reed		76 77	153	$10,000	

2017 Masters Tournament (Continued)

PLAYER	POSITION	SCORES	TOTAL	PRIZE MONEY	STATUS
Vijay Singh (Fiji)		78 75	153	$10,000	
Pair of Crystal Highball Glasses: Eagle, Round 2, Hole 13					
Hudson Swafford		77 76	153	$10,000	
Angel Cabrera (Argentina)		79 75	154	$10,000	
Jhonattan Vegas (Venezuela)		78 76	154	$10,000	
Ian Woosnam (Wales)		76 78	154	$10,000	
Trevor Immelman (South Africa)		79 76	155	$10,000	
Mike Weir (Canada)		76 79	155	$10,000	
Gary Woodland		75 80	155	$10,000	
Si Woo Kim (South Korea)		75 81	156	$10,000	
Mark O'Meara		78 78	156	$10,000	
Hideto Tanihara (Japan)		76 80	156	$10,000	
Jeunghun Wang (Korea)		78 78	156	$10,000	
Roberto Castro		79 78	157	$10,000	
Scott Gregory (England)		82 75	157		Amateur
Pair of Crystal Highball Glasses: Eagle, Round 2, Hole 2					
Tyrrell Hatton (England)		80 78	158	$10,000	
Mackenzie Hughes (Canada)		79 80	159	$10,000	
Sandy Lyle (Scotland)		77 83	160	$10,000	
Toto Gana (Chile)		81 80	161		Amateur
TOTAL				**$11,000,000**	

2017 Cumulative Course Statistics

Hole	Yards	Par	Average	Rank*	Eagles	Birdies	Pars	Bogeys	Double Bogeys	Other
1	445	4	4.462	1	0	18	152	99	16	7
2	575	5	4.671	17	7	117	134	33	1	0
3	350	4	4.188	T8	0	40	164	81	7	0
4	240	3	3.202	6	0	22	191	77	2	0
5	455	4	4.212	5	1	21	188	79	3	0
6	180	3	3.154	11	0	31	188	70	3	0
7	450	4	4.157	10	2	30	186	68	6	0
8	570	5	4.753	16	1	90	181	20	0	0
9	460	4	4.017	14	0	48	195	45	4	0
Out	**3,725**	**36**	**36.818**		**11**	**417**	**1,579**	**572**	**42**	**7**
10	495	4	4.188	T8	0	30	184	71	7	0
11	505	4	4.373	2	0	14	170	96	11	1
12	155	3	3.232	4	0	24	196	57	10	5
13	510	5	4.630	18	6	128	131	22	5	0
14	440	4	4.133	12	0	40	181	63	8	0
15	530	5	4.934	15	5	85	149	39	7	7
16	170	3	3.109	13	1	43	175	69	4	0
17	440	4	4.191	7	0	25	192	69	6	0
18	465	4	4.273	3	0	37	156	83	14	2
In	**3,710**	**36**	**37.068**		**12**	**426**	**1,534**	**569**	**72**	**15**
Total	**7,435**	**72**	**73.886**		**23**	**843**	**3,113**	**1,141**	**114**	**22**

*Holes ranked from 1 (most difficult) to 18 (least difficult)

Scoring Summary

	Below 70	Under Par	Par	Over Par	80 & Over	Course Average	Round Leader	Low Round	Sergio Garcia
Round 1	2	11	7	75	3	74.978	Charley Hoffman (65)	Charley Hoffman (65)	T4
Round 2	7	14	7	72	6	74.742	Charley Hoffman (140) Rickie Fowler (140) Sergio Garcia (140) Thomas Pieters (140)	Rickie Fowler (67)	T1
Round 3	9	24	3	26	1	72.491	Justin Rose (210) Sergio Garcia (210)	Justin Rose (67)	T1
Round 4	15	26	5	22	0	71.868	Sergio Garcia (279) Justin Rose (279)	Hideki Matsuyama (67) Matt Kuchar (67)	T1
All Rounds	**33**	**75**	**22**	**195**	**10**	**73.887**			

2016 MASTERS TOURNAMENT
APRIL 7-10, 2016

Cut: 57 players at six-over-par 150 from a starting field of 89

Summary: Danny Willett won the Masters in his second attempt on what was the due date of his first child, who had arrived 10 days earlier. Three shots behind Jordan Spieth entering the final round, Willett opened the door with birdies at Nos. 13 and 14 as Spieth bogeyed Nos. 10 and 11. After a quadruple bogey on No. 12 by Spieth, Willett found himself with a three-shot lead and finished with a bogey-free 67 to become only the second Englishman to wear the Green Jacket.

PLAYER	POSITION	SCORES	TOTAL	PRIZE MONEY	STATUS
Danny Willett (England)	1	70 74 72 67	283	$1,800,000	
Sterling Silver Replica Masters Trophy: Winner					
Gold Medal: Winner					
Crystal Vase: Day's Low Score (67), Round 4					
Jordan Spieth	T2	66 74 73 73	286	$880,000	
Sterling Silver Salver: Runner-up					
Silver Medal: Runner-up					
Crystal Vase: Day's Low Score (66), Round 1					
Lee Westwood (England)	T2	71 75 71 69	286	$880,000	
Sterling Silver Salver: Runner-up					
Silver Medal: Runner-up					
Pair of Crystal Highball Glasses: Eagle, Round 4, Hole 15					
Paul Casey (England)	T4	69 77 74 67	287	$413,333	
Crystal Vase: Day's Low Score (67), Round 4					
J. B. Holmes	T4	72 73 74 68	287	$413,333	
Dustin Johnson	T4	73 71 72 71	287	$413,333	
Crystal Vase: Day's Low Score (71), Round 2					
Matthew Fitzpatrick (England)	T7	71 76 74 67	288	$311,667	
Crystal Vase: Day's Low Score (67), Round 4					
Soren Kjeldsen (Denmark)	T7	69 74 74 71	288	$311,667	
Hideki Matsuyama (Japan)	T7	71 72 72 73	288	$311,667	
Daniel Berger	T10	73 71 74 71	289	$230,000	
Crystal Vase: Day's Low Score (71), Round 2					
Jason Day (Australia)	T10	72 73 71 73	289	$230,000	
Pair of Crystal Highball Glasses: Eagle, Round 1, Hole 2					
Rory McIlroy (N. Ireland)	T10	70 71 77 71	289	$230,000	
Crystal Vase: Day's Low Score (71), Round 2					
Pair of Crystal Highball Glasses: Eagle, Round 1, Hole 13					
Justin Rose (England)	T10	69 77 73 70	289	$230,000	
Brandt Snedeker	T10	71 72 74 72	289	$230,000	
Kiradech Aphibarnrat (Thailand)	T15	72 72 77 70	291	$175,000	
Pair of Crystal Highball Glasses: Eagle, Round 1, Hole 13					
Louis Oosthuizen (South Africa)	T15	72 77 71 71	291	$175,000	
Crystal Bowl: Hole-in-One, Round 4, Hole 16					
Rafael Cabrera Bello (Spain)	T17	74 73 75 70	292	$145,000	
Pair of Crystal Highball Glasses: Eagle, Round 4, Hole 13					
Emiliano Grillo (Argentina)	T17	71 75 74 72	292	$145,000	
Billy Horschel	T17	70 77 73 72	292	$145,000	
Pair of Crystal Highball Glasses: Eagle, Round 4, Hole 8					
Danny Lee (New Zealand)	T17	68 74 79 71	292	$145,000	
Bryson DeChambeau	T21	72 72 77 72	293		Amateur
Sterling Silver Cup: Low Amateur					
Jamie Donaldson (Wales)	T21	74 72 75 72	293	$116,000	
Pair of Crystal Highball Glasses: Eagle, Round 3, Hole 2					
Brooks Koepka	T21	73 72 76 72	293	$116,000	
Angel Cabrera (Argentina)	T24	73 73 73 75	294	$89,000	
Bill Haas	T24	75 74 72 73	294	$89,000	
Pair of Crystal Highball Glasses: Eagle, Round 3, Hole 13					
Matt Kuchar	T24	75 73 72 74	294	$89,000	

2016 Masters Tournament (Continued)

PLAYER	POSITION	SCORES	TOTAL	PRIZE MONEY	STATUS
Bernhard Langer (Germany)	T24	72 73 70 79	294	$89,000	
Henrik Stenson (Sweden)	T24	72 75 78 69	294	$89,000	
Pair of Crystal Highball Glasses: Eagle, Round 4, Hole 15					
Charley Hoffman	T29	71 77 73 74	295	$68,000	
Pair of Crystal Highball Glasses: Eagle, Round 1, Hole 13					
Smylie Kaufman	T29	73 72 69 81	295	$68,000	
Crystal Vase: Day's Low Score (69), Round 3					
Scott Piercy	T29	70 72 79 74	295	$68,000	
Pair of Crystal Highball Glasses: Eagle, Round 1, Hole 2					
Webb Simpson	T29	77 72 74 72	295	$68,000	
Pair of Crystal Highball Glasses: Eagle, Round 4, Hole 13					
Jimmy Walker	T29	71 75 74 75	295	$68,000	
Sergio Garcia (Spain)	T34	69 75 81 71	296	$56,500	
Kevin Streelman	T34	71 75 79 71	296	$56,500	
Pair of Crystal Highball Glasses: Eagle, Round 3, Hole 2					
Bernd Wiesberger (Austria)	T34	73 72 79 72	296	$56,500	
Kevin Kisner	T37	77 72 76 72	297	$50,250	
Pair of Crystal Highball Glasses: Eagle, Round 1, Hole 2					
Pair of Crystal Highball Glasses: Eagle, Round 4, Hole 13					
Bubba Watson	T37	75 75 76 71	297	$50,250	
Romain Langasque (France)	T39	74 73 83 68	298		Amateur
Silver Medal: Low Amateur Runner-up					
Pair of Crystal Highball Glasses: Eagle, Round 2, Hole 15					
Shane Lowry (Ireland)	T39	68 76 79 75	298	$46,000	
Crystal Bowl: Hole-in-One, Round 4, Hole 16					
Justin Thomas	T39	76 73 78 71	298	$46,000	
Victor Dubuisson (France)	T42	73 76 76 74	299	$37,000	
Harris English	T42	74 73 76 76	299	$37,000	
Anirban Lahiri (India)	T42	76 73 75 75	299	$37,000	
Davis Love, III	T42	73 73 76 77	299	$37,000	
Crystal Bowl: Hole-in-One, Round 4, Hole 16					
Troy Merritt	T42	74 71 79 75	299	$37,000	
Crystal Vase: Day's Low Score (71), Round 2					
Adam Scott (Australia)	T42	76 72 75 76	299	$37,000	
Chris Wood (England)	T42	72 73 75 79	299	$37,000	
Martin Kaymer (Germany)	T49	74 75 79 72	300	$27,467	
Pair of Crystal Highball Glasses: Eagle, Round 4, Hole 14					
Ian Poulter (England)	T49	69 78 82 71	300	$27,467	
Patrick Reed	T49	76 73 75 76	300	$27,467	
Pair of Crystal Highball Glasses: Eagle, Round 2, Hole 8					
Keegan Bradley	T52	74 73 77 77	301	$24,900	
Larry Mize	T52	76 73 78 74	301	$24,900	
Hunter Mahan	54	73 75 78 76	302	$24,000	
Kevin Na	T55	72 74 85 72	303	$23,400	
Pair of Crystal Highball Glasses: Eagle, Round 4, Hole 2					
Cameron Smith (Australia)	T55	74 73 82 74	303	$23,400	
Thongchai Jaidee (Thailand)	57	72 76 81 78	307	$23,000	
Byeong-Hun An (Korea)		77 74	151	$10,000	
Trevor Immelman (South Africa)		77 74	151	$10,000	
Marc Leishman (Australia)		74 77	151	$10,000	
Phil Mickelson		72 79	151	$10,000	
Vaughn Taylor		74 77	151	$10,000	
Branden Grace (South Africa)		75 77	152	$10,000	
Zach Johnson		72 80	152	$10,000	
Russell Knox (Scotland)		79 73	152	$10,000	
David Lingmerth (Sweden)		79 73	152	$10,000	
Charl Schwartzel (South Africa)		76 76	152	$10,000	

2016 Masters Tournament (Continued)

PLAYER	POSITION	SCORES	TOTAL	PRIZE MONEY	STATUS
Tom Watson		74 78	152	$10,000	
Derek Bard		76 77	153		Amateur
Jason Dufner		76 77	153	$10,000	
Ernie Els (South Africa)		80 73	153	$10,000	
Rickie Fowler		80 73	153	$10,000	
Jim Herman		75 78	153	$10,000	
Chris Kirk		76 77	153	$10,000	
Graeme McDowell (N. Ireland)		72 81	153	$10,000	
Vijay Singh (Fiji)		80 73	153	$10,000	
Mike Weir (Canada)		76 78	154	$10,000	
Ryan Moore		80 75	155	$10,000	
Sammy Schmitz		81 75	156		Amateur
Robert Streb		81 75	156	$10,000	
Fabian Gomez (Argentina)		77 80	157	$10,000	
Cheng Jin (China)		79 78	157		Amateur
Sandy Lyle (Scotland)		76 81	157	$10,000	
Mark O'Meara		77 80	157	$10,000	
Andy Sullivan (England)		80 77	157	$10,000	
Darren Clarke (N. Ireland)		76 84	160	$10,000	
Steven Bowditch (Australia)		79 82	161	$10,000	
Ian Woosnam (Wales)		82 81	163	$10,000	
Paul Chaplet (Costa Rica)		83 82	165		Amateur
TOTAL				$9,959,001	

2016 Cumulative Course Statistics

Hole	Yards	Par	Average	Rank*	Eagles	Birdies	Pars	Bogeys	Double Bogeys	Other
1	445	4	4.359	2	0	19	168	89	15	1
2	575	5	4.643	18	6	113	153	19	1	0
3	350	4	4.140	12	0	44	177	60	8	3
4	240	3	3.328	3	0	13	177	95	7	0
5	455	4	4.215	10	0	30	177	78	6	1
6	180	3	3.222	9	0	28	182	73	8	1
7	450	4	4.243	5	0	31	168	84	9	0
8	570	5	4.756	16	2	96	167	25	2	0
9	460	4	4.126	13	0	28	205	54	4	1
Out	**3,725**	**36**	**37.037**		**8**	**402**	**1,574**	**577**	**60**	**7**
10	495	4	4.280	4	0	23	173	87	9	0
11	505	4	4.520	1	0	9	149	110	21	3
12	155	3	3.229	7	0	28	196	48	15	5
13	510	5	4.726	17	7	119	122	37	5	2
14	440	4	4.082	14	1	47	181	54	8	1
15	530	5	4.914	15	3	78	164	38	7	2
16	170	3	3.167	11	3	50	150	76	10	3
17	440	4	4.226	8	0	18	193	78	3	0
18	465	4	4.236	6	0	37	162	82	9	2
In	**3,710**	**36**	**37.383**		**14**	**409**	**1,490**	**610**	**87**	**18**
Total	**7,435**	**72**	**74.421**		**22**	**811**	**3,064**	**1,187**	**147**	**25**

*Holes ranked from 1 (most difficult) to 18 (least difficult)

Scoring Summary

	Below 70	Under Par	Par	Over Par	80 & Over	Course Average	Round Leader	Low Round	Danny Willett
Round 1	8	20	13	56	9	74.090	Jordan Spieth (66)	Jordan Spieth (66)	T9
Round 2	0	4	12	73	9	75.022	Jordan Spieth (140)	Daniel Berger (71) Dustin Johnson (71) Rory McIlroy (71) Troy Merritt (71)	T8
Round 3	1	5	5	47	6	75.719	Jordan Spieth (213)	Smylie Kaufman (69)	T5
Round 4	7	21	11	25	1	72.702	Danny Willett (283)	Danny Willett (67) Matthew Fitzpatrick (67) Paul Casey (67)	1
All Rounds	**16**	**50**	**41**	**201**	**25**	**74.421**			

2015 MASTERS TOURNAMENT
APRIL 9-12, 2015

Cut: 55 players at two-over-par 146 from a starting field of 97

Summary: In only his second appearance, Jordan Spieth became the first Texan to win the Masters since 1995. The 21-year-old set the mark for the most birdies in a single Tournament with 28. His 18-under-par 270 matched Tiger Woods' 72-hole scoring record set in 1997.

PLAYER	POSITION	SCORES	TOTAL	PRIZE MONEY	STATUS
Jordan Spieth	1	64 66 70 70	270	$1,800,000	
Sterling Silver Replica Masters Trophy: Winner					
Gold Medal: Winner					
Crystal Vase: Day's Low Score (64), Round 1					
Crystal Vase: Day's Low Score (66), Round 2					
Phil Mickelson	T2	70 68 67 69	274	$880,000	
Sterling Silver Salver: Runner-up					
Silver Medal: Runner-up					
Crystal Vase: Day's Low Score (67), Round 3					
Pair of Crystal Highball Glasses: Eagle, Round 1, Hole 8					
Pair of Crystal Highball Glasses: Eagle, Round 4, Hole 15					
Justin Rose (England)	T2	67 70 67 70	274	$880,000	
Sterling Silver Salver: Runner-up					
Silver Medal: Runner-up					
Crystal Vase: Day's Low Score (67), Round 3					
Rory McIlroy (N. Ireland)	4	71 71 68 66	276	$480,000	
Crystal Vase: Day's Low Score (66), Round 4					
Pair of Crystal Highball Glasses: Eagle, Round 2, Hole 13					
Pair of Crystal Highball Glasses: Eagle, Round 3, Hole 2					
Hideki Matsuyama (Japan)	5	71 70 70 66	277	$400,000	
Crystal Vase: Day's Low Score (66), Round 4					
Pair of Crystal Highball Glasses: Eagle, Round 2, Hole 2					
Pair of Crystal Highball Glasses: Eagle, Round 3, Hole 8					
Pair of Crystal Highball Glasses: Eagle, Round 4, Hole 13					
Paul Casey (England)	T6	69 68 74 68	279	$335,000	
Pair of Crystal Highball Glasses: Eagle, Round 4, Hole 2					
Dustin Johnson	T6	70 67 73 69	279	$335,000	
Pair of Crystal Highball Glasses: Eagle, Round 2, Hole 2					
Pair of Crystal Highball Glasses: Eagle, Round 2, Hole 8					
Pair of Crystal Highball Glasses: Eagle, Round 2, Hole 15					
Ian Poulter (England)	T6	73 72 67 67	279	$335,000	
Crystal Vase: Day's Low Score (67), Round 3					
Charley Hoffman	T9	67 68 71 74	280	$270,000	
Pair of Crystal Highball Glasses: Eagle, Round 1, Hole 15					
Zach Johnson	T9	72 72 68 68	280	$270,000	
Pair of Crystal Highball Glasses: Eagle, Round 4, Hole 8					
Hunter Mahan	T9	75 70 68 67	280	$270,000	
Rickie Fowler	T12	73 72 70 67	282	$196,000	
Pair of Crystal Highball Glasses: Eagle, Round 4, Hole 13					
Bill Haas	T12	69 71 72 70	282	$196,000	
Ryan Moore	T12	74 66 73 69	282	$196,000	
Crystal Vase: Day's Low Score (66), Round 2					
Kevin Na (Korea)	T12	74 66 70 72	282	$196,000	
Crystal Vase: Day's Low Score (66), Round 2					
Pair of Crystal Highball Glasses: Eagle, Round 2, Hole 13					
Kevin Streelman	T12	70 70 70 72	282	$196,000	
Sergio Garcia (Spain)	T17	68 74 71 70	283	$155,000	
Tiger Woods	T17	73 69 68 73	283	$155,000	
Pair of Crystal Highball Glasses: Eagle, Round 4, Hole 13					

2015 Masters Tournament (Continued)

PLAYER	POSITION	SCORES	TOTAL	PRIZE MONEY	STATUS
Louis Oosthuizen (South Africa)	T19	72 69 71 72	284	$135,000	
Henrik Stenson (Sweden)	T19	73 73 70 68	284	$135,000	
Pair of Crystal Highball Glasses: Eagle, Round 4, Hole 15					
Russell Henley	21	68 74 72 71	285	$120,000	
Pair of Crystal Highball Glasses: Eagle, Round 4, Hole 15					
Keegan Bradley	T22	71 72 75 68	286	$92,833	
Angel Cabrera (Argentina)	T22	72 69 73 72	286	$92,833	
Pair of Crystal Highball Glasses: Eagle, Round 2, Hole 13					
Ernie Els (South Africa)	T22	67 72 75 72	286	$92,833	
Pair of Crystal Highball Glasses: Eagle, Round 1, Hole 15					
Mark O'Meara	T22	73 68 77 68	286	$92,833	
Patrick Reed	T22	70 72 74 70	286	$92,833	
Bernd Wiesberger (Austria)	T22	75 70 70 71	286	$92,833	
Pair of Crystal Highball Glasses: Eagle, Round 4, Hole 15					
Jonas Blixt (Sweden)	T28	72 70 70 75	287	$68,000	
Jason Day (Australia)	T28	67 74 71 75	287	$68,000	
Pair of Crystal Highball Glasses: Eagle, Round 2, Hole 2					
Morgan Hoffmann	T28	73 72 72 70	287	$68,000	
Pair of Crystal Highball Glasses: Eagle, Round 3, Hole 3					
Pair of Crystal Highball Glasses: Eagle, Round 3, Hole 13					
Webb Simpson	T28	69 75 72 71	287	$68,000	
Pair of Crystal Highball Glasses: Eagle, Round 4, Hole 13					
Steve Stricker	T28	73 73 73 68	287	$68,000	
Sangmoon Bae (Korea)	T33	74 71 72 71	288	$54,000	
Pair of Crystal Highball Glasses: Eagle, Round 4, Hole 14					
Jamie Donaldson (Wales)	T33	74 71 76 67	288	$54,000	
Chris Kirk	T33	72 73 72 71	288	$54,000	
Pair of Crystal Highball Glasses: Eagle, Round 4, Hole 15					
Brooks Koepka	T33	74 71 71 72	288	$54,000	
Pair of Crystal Highball Glasses: Eagle, Round 2, Hole 8					
Ryan Palmer	T33	69 74 74 71	288	$54,000	
Pair of Crystal Highball Glasses: Eagle, Round 4, Hole 13					
SeungYul Noh (Korea)	T38	70 74 72 73	289	$40,000	
Charl Schwartzel (South Africa)	T38	71 70 73 75	289	$40,000	
Pair of Crystal Highball Glasses: Eagle, Round 1, Hole 8					
Pair of Crystal Highball Glasses: Eagle, Round 4, Hole 13					
Adam Scott (Australia)	T38	72 69 74 74	289	$40,000	
Pair of Crystal Highball Glasses: Eagle, Round 2, Hole 15					
John Senden (Australia)	T38	71 74 72 72	289	$40,000	
Pair of Crystal Highball Glasses: Eagle, Round 3, Hole 13					
Cameron Tringale	T38	71 75 69 74	289	$40,000	
Pair of Crystal Highball Glasses: Eagle, Round 2, Hole 13					
Jimmy Walker	T38	73 72 74 70	289	$40,000	
Bubba Watson	T38	71 71 73 74	289	$40,000	
Pair of Crystal Highball Glasses: Eagle, Round 4, Hole 2					
Pair of Crystal Highball Glasses: Eagle, Round 4, Hole 13					
Danny Willett (England)	T38	71 71 76 71	289	$40,000	
Pair of Crystal Highball Glasses: Eagle, Round 1, Hole 13					
Pair of Crystal Highball Glasses: Eagle, Round 3, Hole 8					
Matt Kuchar	T46	72 74 72 72	290	$30,000	
Pair of Crystal Highball Glasses: Eagle, Round 1, Hole 13					
Pair of Crystal Highball Glasses: Eagle, Round 4, Hole 13					
Lee Westwood (England)	T46	73 73 70 74	290	$30,000	
Pair of Crystal Highball Glasses: Eagle, Round 2, Hole 2					
Geoff Ogilvy (Australia)	48	74 70 73 74	291	$27,400	
Jason Dufner	T49	74 71 74 73	292	$25,600	
Anirban Lahiri (India)	T49	71 75 74 72	292	$25,600	
Pair of Crystal Highball Glasses: Eagle, Round 2, Hole 13					

2015 Masters Tournament (Continued)

PLAYER	POSITION	SCORE	TOTAL	PRIZE MONEY	STATUS
Erik Compton	51	73 72 74 74	293	$24,600	
Darren Clarke (N. Ireland)	T52	74 71 77 72	294	$23,800	
Graeme McDowell (N. Ireland)	T52	71 74 76 73	294	$23,800	
Vijay Singh (Fiji)	54	75 70 79 71	295	$23,200	
Thongchai Jaidee (Thailand)	55	75 70 80 72	297	$23,000	
Pair of Crystal Highball Glasses: Eagle, Round 2, Hole 3					
Luke Donald (England)		75 72	147	$10,000	
Matt Every		73 74	147	$10,000	
Jim Furyk		74 73	147	$10,000	
Stephen Gallacher (Scotland)		71 76	147	$10,000	
James Hahn (Korea)		73 74	147	$10,000	
J. B. Holmes		76 71	147	$10,000	
Mikko Ilonen (Finland)		74 73	147	$10,000	
Bernhard Langer (Germany)		73 74	147	$10,000	
Shane Lowry (Ireland)		75 72	147	$10,000	
Brandt Snedeker		74 73	147	$10,000	
Gary Woodland		71 76	147	$10,000	
Branden Grace (South Africa)		75 73	148	$10,000	
Brian Harman		76 72	148	$10,000	
Billy Horschel		70 78	148	$10,000	
Joost Luiten (Netherlands)		76 72	148	$10,000	
Pair of Crystal Highball Glasses: Eagle, Round 2, Hole 2					
Ben Martin		74 74	148	$10,000	
Pair of Crystal Highball Glasses: Eagle, Round 1, Hole 13					
Camilo Villegas (Colombia)		72 76	148	$10,000	
Corey Conners (Canada)		80 69	149		Amateur
Victor Dubuisson (France)		74 75	149	$10,000	
Pair of Crystal Highball Glasses: Eagle, Round 2, Hole 13					
Padraig Harrington (Ireland)		72 77	149	$10,000	
Ian Woosnam (Wales)		75 74	149	$10,000	
Sandy Lyle (Scotland)		74 76	150	$10,000	
Byron Meth		74 76	150		Amateur
Jose Maria Olazabal (Spain)		79 71	150	$10,000	
Thomas Bjorn (Denmark)		72 79	151	$10,000	
Miguel Angel Jimenez (Spain)		78 73	151	$10,000	
Martin Kaymer (Germany)		76 75	151	$10,000	
Larry Mize		78 73	151	$10,000	
Antonio Murdaca (Australia)		78 73	151		Amateur
Kevin Stadler		77 74	151	$10,000	
Brendon Todd		80 71	151	$10,000	
Matias Dominguez (Chile)		76 76	152		Amateur
Pair of Crystal Highball Glasses: Eagle, Round 2, Hole 13					
Tom Watson		71 81	152	$10,000	
Fred Couples		79 74	153	$10,000	
Trevor Immelman (South Africa)		76 77	153	$10,000	
Robert Streb		80 76	156	$10,000	
Ben Crane		79 78	157	$10,000	
Scott Harvey		76 81	157		Amateur
Bradley Neil (Scotland)		78 79	157		Amateur
Gunn Yang (Korea)		85 74	159		Amateur
Mike Weir (Canada)		82 81	163	$10,000	
Ben Crenshaw		91 85	176	$10,000	
TOTAL				**$10,028,998**	

2015 Cumulative Course Statistics

Hole	Yards	Par	Average	Rank*	Eagles	Birdies	Pars	Bogeys	Double Bogeys	Other
1	445	4	4.230	4	0	22	198	77	6	1
2	575	5	4.618	16	8	122	153	20	1	0
3	350	4	3.950	14	2	55	205	40	2	0
4	240	3	3.296	2	0	20	183	92	9	0
5	455	4	4.144	8	0	31	207	57	9	0
6	180	3	3.085	T10	0	28	226	46	4	0
7	450	4	4.240	3	0	34	170	93	7	0
8	570	5	4.654	15	7	113	166	14	4	0
9	460	4	4.085	T10	0	39	206	53	6	0
Out	**3,725**	**36**	**36.305**		**17**	**464**	**1,714**	**492**	**48**	**1**
10	495	4	4.167	6	0	30	204	60	9	1
11	505	4	4.325	1	0	22	179	90	9	4
12	155	3	3.125	9	0	50	186	51	15	2
13	510	5	4.546	18	20	141	111	22	9	1
14	440	4	4.082	12	1	37	208	52	6	0
15	530	5	4.598	17	9	144	117	29	4	1
16	170	3	3.019	13	0	53	201	42	7	1
17	440	4	4.154	7	0	28	204	69	3	0
18	465	4	4.210	5	0	53	147	93	9	2
In	**3,710**	**36**	**36.230**		**30**	**558**	**1,557**	**508**	**71**	**12**
Total	**7,435**	**72**	**72.536**		**47**	**1,022**	**3,271**	**1,000**	**119**	**13**

*Holes ranked from 1 (most difficult) to 18 (least difficult)

Scoring Summary

	Below 70	Under Par	Par	Over Par	80 & Over	Course Average	Round Leader	Low Round	Jordan Spieth
Round 1	11	30	10	57	6	73.423	Jordan Spieth (64)	Jordan Spieth (64)	1
Round 2	13	35	13	49	4	72.784	Jordan Spieth (130)	Jordan Spieth (66) Kevin Na (66) Ryan Moore (66)	1
Round 3	8	22	9	24	1	72.164	Jordan Spieth (200)	Ian Poulter (67) Justin Rose (67) Phil Mickelson (67)	1
Round 4	15	30	11	14	0	70.909	Jordan Spieth (270)	Hideki Matsuyama (66) Rory McIlroy (66)	1
All Rounds	**47**	**117**	**43**	**144**	**11**	**72.536**			

2014 MASTERS TOURNAMENT
APRIL 10-13, 2014

Cut: 51 players at four-over-par 148 from a starting field of 97

Summary: Bubba Watson won his second Masters in three years as he became the 17th player to win the Tournament multiple times and the first winner out of the final pairing since 2010. After entering the final round tied for the lead with Jordan Spieth, the left-hander went birdie-birdie on Nos. 8 and 9 (as Spieth bogeyed each) to gain a two-stroke advantage that he would never relinquish.

PLAYER	POSITION	SCORES	TOTAL	PRIZE MONEY	STATUS
Bubba Watson	1	69 68 74 69	280	$1,620,000	
Sterling Silver Replica Masters Trophy: Winner					
Gold Medal: Winner					
Crystal Vase: Day's Low Score (68), Round 2					
Pair of Crystal Highball Glasses: Eagle, Round 3, Hole 2					
Jonas Blixt (Sweden)	T2	70 71 71 71	283	$792,000	
Sterling Silver Salver: Runner-up					
Silver Medal: Runner-up					
Jordan Spieth	T2	71 70 70 72	283	$792,000	
Sterling Silver Salver: Runner-up					
Silver Medal: Runner-up					
Pair of Crystal Highball Glasses: Eagle, Round 2, Hole 15					
Miguel Angel Jimenez (Spain)	4	71 76 66 71	284	$432,000	
Crystal Vase: Day's Low Score (66), Round 3					
Rickie Fowler	T5	71 75 67 73	286	$342,000	
Matt Kuchar	T5	73 71 68 74	286	$342,000	
Lee Westwood (England)	7	73 71 70 73	287	$301,500	
Thomas Bjorn (Denmark)	T8	73 68 73 74	288	$234,000	
Crystal Vase: Day's Low Score (68), Round 2					
Bernhard Langer (Germany)	T8	72 74 73 69	288	$234,000	
Pair of Crystal Highball Glasses: Eagle, Round 4, Hole 2					
Rory McIlroy (N. Ireland)	T8	71 77 71 69	288	$234,000	
John Senden (Australia)	T8	72 68 75 73	288	$234,000	
Crystal Vase: Day's Low Score (68), Round 2					
Kevin Stadler	T8	70 73 72 73	288	$234,000	
Jimmy Walker	T8	70 72 76 70	288	$234,000	
Stewart Cink	T14	73 72 76 68	289	$148,500	
Jamie Donaldson (Wales)	T14	73 70 76 70	289	$148,500	
Jim Furyk	T14	74 68 72 75	289	$148,500	
Crystal Vase: Day's Low Score (68), Round 2					
Justin Rose (England)	T14	76 70 69 74	289	$148,500	
Pair of Crystal Highball Glasses: Eagle, Round 2, Hole 8					
Pair of Crystal Highball Glasses: Eagle, Round 3, Hole 3					
Pair of Crystal Highball Glasses: Eagle, Round 3, Hole 13					
Adam Scott (Australia)	T14	69 72 76 72	289	$148,500	
Henrik Stenson (Sweden)	T14	73 72 74 70	289	$148,500	
Fred Couples	T20	71 71 73 75	290	$101,160	
Jason Day (Australia)	T20	75 73 70 72	290	$101,160	
Bill Haas	T20	68 78 74 70	290	$101,160	
Crystal Vase: Day's Low Score (68), Round 1					
Chris Kirk	T20	75 72 71 72	290	$101,160	
Ian Poulter (England)	T20	76 70 70 74	290	$101,160	
Louis Oosthuizen (South Africa)	25	69 75 75 72	291	$79,200	
Pair of Crystal Highball Glasses: Eagle, Round 2, Hole 13					
Steven Bowditch (Australia)	T26	74 72 74 72	292	$66,600	
Pair of Crystal Highball Glasses: Eagle, Round 4, Hole 2					
Gonzalo Fernandez-Castano (Spain)	T26	75 69 74 74	292	$66,600	

2014 Masters Tournament (Continued)

PLAYER	POSITION	SCORE	TOTAL	PRIZE MONEY	STATUS
Joost Luiten (Netherlands)	T26	75 73 77 67	292	$66,600	
Crystal Vase: Day's Low Score (67), Round 4					
Hunter Mahan	T26	74 72 74 72	292	$66,600	
Gary Woodland	T26	70 77 69 76	292	$66,600	
Pair of Crystal Highball Glasses: Eagle, Round 3, Hole 2					
Russell Henley	T31	73 70 75 75	293	$55,800	
Martin Kaymer (Germany)	T31	75 72 73 73	293	$55,800	
Pair of Crystal Highball Glasses: Eagle, Round 4, Hole 13					
Steve Stricker	T31	72 73 73 75	293	$55,800	
K. J. Choi (Korea)	T34	70 75 78 71	294	$48,600	
Stephen Gallacher (Scotland)	T34	71 72 81 70	294	$48,600	
Jose Maria Olazabal (Spain)	T34	74 74 73 73	294	$48,600	
Brendon de Jonge (Zimbabwe)	T37	74 72 76 73	295	$40,500	
Billy Horschel	T37	75 72 75 73	295	$40,500	
Pair of Crystal Highball Glasses: Eagle, Round 2, Hole 2					
Pair of Crystal Highball Glasses: Eagle, Round 3, Hole 15					
Thongchai Jaidee (Thailand)	T37	73 74 75 73	295	$40,500	
Vijay Singh (Fiji)	T37	75 71 74 75	295	$40,500	
Brandt Snedeker	T37	70 74 80 71	295	$40,500	
Pair of Crystal Highball Glasses: Eagle, Round 4, Hole 13					
Lucas Glover	T42	75 69 77 75	296	$34,200	
Kevin Streelman	T42	72 71 74 79	296	$34,200	
Darren Clarke (N. Ireland)	T44	74 74 73 76	297	$27,972	
Sandy Lyle (Scotland)	T44	76 72 76 73	297	$27,972	
Pair of Crystal Highball Glasses: Eagle, Round 4, Hole 13					
Thorbjorn Olesen (Denmark)	T44	74 72 76 75	297	$27,972	
Nick Watney	T44	72 75 76 74	297	$27,972	
Pair of Crystal Highball Glasses: Eagle, Round 2, Hole 15					
Mike Weir (Canada)	T44	73 72 79 73	297	$27,972	
Oliver Goss (Australia)	49	76 71 76 75	298		Amateur
Sterling Silver Cup: Low Amateur					
Francesco Molinari (Italy)	50	71 76 76 76	299	$23,400	
Larry Mize	51	74 72 79 79	304	$22,680	
Sang-moon Bae (Korea)		72 77	149	$10,000	
Pair of Crystal Highball Glasses: Eagle, Round 1, Hole 15					
Pair of Crystal Highball Glasses: Eagle, Round 2, Hole 15					
Luke Donald (England)		79 70	149	$10,000	
Victor Dubuisson (France)		74 75	149	$10,000	
Ernie Els (South Africa)		75 74	149	$10,000	
Matthew Fitzpatrick (England)		76 73	149		Amateur
Sergio Garcia (Spain)		74 75	149	$10,000	
Marc Leishman (Australia)		70 79	149	$10,000	
Phil Mickelson		76 73	149	$10,000	
Ryan Moore		77 72	149	$10,000	
Charl Schwartzel (South Africa)		73 76	149	$10,000	
Webb Simpson		74 75	149	$10,000	
Harris English		74 76	150	$10,000	
Zach Johnson		78 72	150	$10,000	
Graeme McDowell (N. Ireland)		72 78	150	$10,000	
D. A. Points		78 72	150	$10,000	
Ian Woosnam (Wales)		77 73	150	$10,000	
Ken Duke		75 76	151	$10,000	
Pair of Crystal Highball Glasses: Eagle, Round 1, Hole 13					
John Huh		75 76	151	$10,000	
Dustin Johnson		77 74	151	$10,000	
Hideki Matsuyama (Japan)		80 71	151	$10,000	
Angel Cabrera (Argentina)		78 74	152	$10,000	

2014 Masters Tournament (Continued)

PLAYER	POSITION	SCORES	TOTAL	PRIZE MONEY	STATUS
Graham DeLaet (Canada)		80 72	152	$10,000	
Derek Ernst		76 76	152	$10,000	
Pair of Crystal Highball Glasses: Eagle, Round 2, Hole 13					
Matt Jones (Australia)		74 78	152	$10,000	
Pair of Crystal Highball Glasses: Eagle, Round 1, Hole 13					
David Lynn (England)		78 74	152	$10,000	
Matteo Manassero (Italy)		71 81	152	$10,000	
Mark O'Meara		75 77	152	$10,000	
Patrick Reed		73 79	152	$10,000	
Keegan Bradley		75 78	153	$10,000	
Roberto Castro		73 80	153	$10,000	
Branden Grace (South Africa)		84 69	153	$10,000	
Trevor Immelman (South Africa)		79 74	153	$10,000	
Chang-woo Lee (Korea)		80 73	153		Amateur
Jason Dufner		80 74	154	$10,000	
Y. E. Yang (Korea)		77 77	154	$10,000	
Matt Every		77 78	155	$10,000	
Jordan Niebrugge		81 74	155		Amateur
Scott Stallings		75 80	155	$10,000	
Garrick Porteous (England)		76 80	156		Amateur
Boo Weekley		73 83	156	$10,000	
Tim Clark (South Africa)		79 78	157	$10,000	
Peter Hanson (Sweden)		78 81	159	$10,000	
Craig Stadler		82 77	159	$10,000	
Tom Watson		78 81	159	$10,000	
Michael McCoy		78 83	161		Amateur
Ben Crenshaw		83 85	168	$10,000	
TOTAL				**$9,014,540**	

2014 Cumulative Course Statistics

Hole	Yards	Par	Average	Rank*	Eagles	Birdies	Pars	Bogeys	Double Bogeys	Other
1	445	4	4.304	3	0	21	178	84	12	1
2	575	5	4.729	17	5	108	149	31	2	1
3	350	4	4.074	13	1	45	184	63	3	0
4	240	3	3.408	2	0	12	169	99	15	1
5	455	4	4.114	11	0	37	194	59	6	0
6	180	3	3.148	10	0	31	196	63	6	0
7	450	4	4.253	5	0	41	154	88	11	2
8	570	5	4.753	15	1	92	184	17	2	0
9	460	4	4.101	12	0	42	190	58	5	1
Out	**3,725**	**36**	**36.888**		**7**	**429**	**1,598**	**562**	**62**	**6**
10	495	4	4.239	T6	0	26	187	70	12	1
11	505	4	4.479	1	0	10	157	109	17	3
12	155	3	3.256	4	0	27	188	63	14	4
13	510	5	4.699	18	8	122	123	39	3	1
14	440	4	4.212	9	0	37	168	83	7	1
15	530	5	4.750	16	5	114	137	31	8	1
16	170	3	2.959	14	0	52	209	32	2	1
17	440	4	4.239	T6	0	22	185	85	4	0
18	465	4	4.219	8	0	35	165	92	4	0
In	**3,710**	**36**	**37.057**		**13**	**445**	**1,519**	**604**	**71**	**12**
Total	**7,435**	**72**	**73.945**		**20**	**874**	**3,117**	**1,166**	**133**	**18**

*Holes ranked from 1 (most difficult) to 18 (least difficult)

Scoring Summary

	Below 70	Under Par	Par	Over Par	80 & Over	Course Average	Round Leader	Low Round	Bubba Watson
Round 1	4	19	7	71	8	74.474	Bill Haas (68)	Bill Haas (68)	T2
Round 2	7	21	19	57	9	74.082	Bubba Watson (137)	Bubba Watson (68) Jim Furyk (68) John Senden (68) Thomas Bjorn (68)	1
Round 3	5	12	2	37	2	73.824	Bubba Watson (211) Jordan Spieth (211)	Miguel Angel Jimenez (66)	T1
Round 4	5	14	7	30	0	72.804	Bubba Watson (280)	Joost Luiten (67)	1
All Rounds	**21**	**66**	**35**	**195**	**19**	**73.946**			

2013 MASTERS TOURNAMENT
APRIL 11-14, 2013

Cut: 61 players at four-over-par 148 from a starting field of 94

Summary: Adam Scott becomes the first Australian to win the Masters, defeating Angel Cabrera in a two-hole playoff. Fourteen-year-old Tianlang Guan, winner of the 2012 Asia-Pacific Amateur Championship, becomes the youngest player ever to compete in and make the cut at the Masters and win Low Amateur. The Drive, Chip and Putt Championship is announced, a youth skills competition conducted in coordination with the Masters Tournament, USGA and PGA of America.

PLAYER	POSITION	SCORES	TOTAL	PRIZE MONEY	STATUS
Adam Scott (Australia)	1	69 72 69 69	279	$1,440,000	Playoff
Sterling Silver Replica Masters Trophy: Winner					
Gold Medal: Winner					
Angel Cabrera (Argentina)	2	71 69 69 70	279	$864,000	Playoff
Sterling Silver Salver: Runner-up					
Silver Medal: Runner-up					
Jason Day (Australia)	3	70 68 73 70	281	$544,000	
Crystal Vase: Day's Low Score (68), Round 2					
Pair of Crystal Highball Glasses: Eagle, Round 4, Hole 2					
Marc Leishman (Australia)	T4	66 73 72 72	283	$352,000	
Crystal Vase: Day's Low Score (66), Round 1					
Tiger Woods	T4	70 73 70 70	283	$352,000	
Thorbjorn Olesen (Denmark)	T6	78 70 68 68	284	$278,000	
Pair of Crystal Highball Glasses: Eagle, Round 3, Hole 13					
Brandt Snedeker	T6	70 70 69 75	284	$278,000	
Sergio Garcia (Spain)	T8	66 76 73 70	285	$232,000	
Crystal Vase: Day's Low Score (66), Round 1					
Matt Kuchar	T8	68 75 69 73	285	$232,000	
Lee Westwood (England)	T8	70 71 73 71	285	$232,000	
Tim Clark (South Africa)	T11	70 76 67 73	286	$192,000	
Crystal Vase: Day's Low Score (67), Round 3					
John Huh	T11	70 77 71 68	286	$192,000	
Pair of Crystal Highball Glasses: Eagle, Round 4, Hole 15					
Fred Couples	T13	68 71 77 71	287	$145,600	
Ernie Els (South Africa)	T13	71 74 73 69	287	$145,600	
Pair of Crystal Highball Glasses: Eagle, Round 1, Hole 15					
Pair of Crystal Highball Glasses: Eagle, Round 2, Hole 15					
Pair of Crystal Highball Glasses: Eagle, Round 3, Hole 8					
Dustin Johnson	T13	67 76 74 70	287	$145,600	
Pair of Crystal Highball Glasses: Eagle, Round 1, Hole 13					
David Toms	T13	70 74 76 67	287	$145,600	
Crystal Vase: Day's Low Score (67), Round 4					
Pair of Crystal Highball Glasses: Eagle, Round 1, Hole 15					
Nick Watney	T13	78 69 68 72	287	$145,600	
Pair of Crystal Highball Glasses: Eagle, Round 3, Hole 15					
Branden Grace (South Africa)	T18	78 70 71 69	288	$116,000	
Pair of Crystal Highball Glasses: Eagle, Round 3, Hole 2					
Henrik Stenson (Sweden)	T18	75 71 73 69	288	$116,000	
Pair of Crystal Highball Glasses: Eagle, Round 1, Hole 8					
Jason Dufner	T20	72 69 75 73	289	$89,920	
Gonzalo Fernandez-Castano (Spain)	T20	68 74 73 74	289	$89,920	
Bill Haas	T20	71 72 74 72	289	$89,920	
Pair of Crystal Highball Glasses: Eagle, Round 2, Hole 9					
Steve Stricker	T20	73 70 71 75	289	$89,920	
Pair of Crystal Highball Glasses: Eagle, Round 1, Hole 15					
Bo Van Pelt	T20	71 74 70 74	289	$89,920	
Pair of Crystal Highball Glasses: Eagle, Round 4, Hole 15					

2013 Masters Tournament (Continued)

PLAYER	POSITION	SCORES	TOTAL	PRIZE MONEY	STATUS
Stewart Cink	T25	75 71 73 71	290	$56,040	
Luke Donald (England)	T25	71 72 75 72	290	$56,040	
Jim Furyk	T25	69 71 74 76	290	$56,040	
Fredrik Jacobson (Sweden)	T25	72 73 72 73	290	$56,040	
Bernhard Langer (Germany)	T25	71 71 72 76	290	$56,040	
Pair of Crystal Highball Glasses: Eagle, Round 2, Hole 2					
Rory McIlroy (N. Ireland)	T25	72 70 79 69	290	$56,040	
Pair of Crystal Highball Glasses: Eagle, Round 2, Hole 8					
Justin Rose (England)	T25	70 71 75 74	290	$56,040	
Charl Schwartzel (South Africa)	T25	71 71 75 73	290	$56,040	
Pair of Crystal Highball Glasses: Eagle, Round 2, Hole 2					
Richard Sterne (South Africa)	T25	73 72 75 70	290	$56,040	
Pair of Crystal Highball Glasses: Eagle, Round 2, Hole 2					
Michael Thompson	T25	73 71 79 67	290	$56,040	
Crystal Vase: Day's Low Score (67), Round 4					
Pair of Crystal Highball Glasses: Eagle, Round 1, Hole 15					
Zach Johnson	T35	69 76 71 75	291	$41,200	
Martin Kaymer (Germany)	T35	72 75 74 70	291	$41,200	
Pair of Crystal Highball Glasses: Eagle, Round 1, Hole 8					
John Senden (Australia)	T35	72 70 75 74	291	$41,200	
Rickie Fowler	T38	68 76 70 78	292	$32,000	
Pair of Crystal Highball Glasses: Eagle, Round 1, Hole 15					
Pair of Crystal Highball Glasses: Eagle, Round 3, Hole 8					
Robert Garrigus	T38	76 71 72 73	292	$32,000	
Pair of Crystal Highball Glasses: Eagle, Round 1, Hole 15					
Pair of Crystal Highball Glasses: Eagle, Round 2, Hole 2					
Pair of Crystal Highball Glasses: Eagle, Round 2, Hole 15					
Brian Gay	T38	72 74 74 72	292	$32,000	
Pair of Crystal Highball Glasses: Eagle, Round 4, Hole 15					
Ryo Ishikawa (Japan)	T38	71 77 76 68	292	$32,000	
Pair of Crystal Highball Glasses: Eagle, Round 3, Hole 8					
Paul Lawrie (Scotland)	T38	76 70 75 71	292	$32,000	
Ryan Moore	T38	71 72 81 68	292	$32,000	
D. A. Points	T38	72 75 72 73	292	$32,000	
Vijay Singh (Fiji)	T38	72 74 74 72	292	$32,000	
Thomas Bjorn (Denmark)	T46	73 73 76 71	293	$23,307	
Pair of Crystal Highball Glasses: Eagle, Round 2, Hole 14					
K. J. Choi (Korea)	T46	70 71 77 75	293	$23,307	
David Lynn (England)	T46	68 73 80 72	293	$23,307	
Lucas Glover	49	74 74 73 73	294	$20,800	
Peter Hanson (Sweden)	T50	72 75 76 72	295	$19,480	
Trevor Immelman (South Africa)	T50	68 75 78 74	295	$19,480	
Jose Maria Olazabal (Spain)	T50	74 72 74 75	295	$19,480	
Bubba Watson	T50	75 73 70 77	295	$19,480	
Keegan Bradley	T54	73 73 82 69	297	$18,320	
Sandy Lyle (Scotland)	T54	73 72 81 71	297	$18,320	
Phil Mickelson	T54	71 76 77 73	297	$18,320	
Scott Piercy	T54	75 69 78 75	297	$18,320	
Tianlang Guan (China)	58	73 75 77 75	300		Amateur
Sterling Silver Cup: Low Amateur					
Kevin Na	59	70 76 74 81	301	$17,920	
Pair of Crystal Highball Glasses: Eagle, Round 1, Hole 15					
John Peterson	60	71 77 74 80	302	$17,760	
Carl Pettersson (Sweden)	61	76 70 77 81	304	$17,600	
Pair of Crystal Highball Glasses: Eagle, Round 2, Hole 3					
George Coetzee (South Africa)		75 74	149	$10,000	

2013 Masters Tournament (Continued)

PLAYER	POSITION	SCORES	TOTAL	PRIZE MONEY	STATUS
Jamie Donaldson (Wales)		74 75	149	$10,000	
Crystal Bowl: Hole-in-One, Round 1, Hole 6					
Martin Laird (Scotland)		76 73	149	$10,000	
Matteo Manassero (Italy)		75 74	149	$10,000	
Pair of Crystal Highball Glasses: Eagle, Round 1, Hole 15					
Pair of Crystal Highball Glasses: Eagle, Round 2, Hole 8					
Graeme McDowell (N. Ireland)		73 76	149	$10,000	
Larry Mize		73 76	149	$10,000	
Ted Potter		76 73	149	$10,000	
Pair of Crystal Highball Glasses: Eagle, Round 1, Hole 15					
Webb Simpson		73 76	149	$10,000	
Y. E. Yang (Korea)		72 77	149	$10,000	
Louis Oosthuizen (South Africa)		74 76	150	$10,000	
Nicolas Colsaerts (Belgium)		74 77	151	$10,000	
Ben Curtis		76 75	151	$10,000	
John Merrick		74 77	151	$10,000	
Mark O'Meara		74 77	151	$10,000	
Ian Poulter (England)		76 75	151	$10,000	
Mike Weir (Canada)		72 79	151	$10,000	
T. J. Vogel		77 75	152		Amateur
Michael Weaver		78 74	152		Amateur
Thaworn Wiratchant (Thailand)		79 73	152	$10,000	
Padraig Harrington (Ireland)		78 75	153	$10,000	
Russell Henley		72 81	153	$10,000	
Kevin Streelman		76 77	153	$10,000	
Francesco Molinari (Italy)		74 81	155	$10,000	
Nathan Smith		77 78	155		Amateur
Steven Fox		76 81	157		Amateur
Tom Watson		79 78	157	$10,000	
Hunter Mahan		76 82	158	$10,000	
Craig Stadler		79 79	158	$10,000	
Ian Woosnam (Wales)		80 78	158	$10,000	
Pair of Crystal Highball Glasses: Eagle, Round 1, Hole 15					
Alan Dunbar (N. Ireland)		83 77	160		Amateur
Ben Crenshaw		80 84	164	$10,000	
Hiroyuki Fujita (Japan)		79 85	164	$10,000	
TOTAL				**$8,102,801**	

2013 Cumulative Course Statistics

Hole	Yards	Par	Average	Rank*	Eagles	Birdies	Pars	Bogeys	Double Bogeys	Other
1	445	4	4.292	2	0	25	179	94	9	1
2	575	5	4.714	16	6	100	180	21	0	1
3	350	4	4.009	14	1	59	188	56	4	0
4	240	3	3.389	1	0	10	183	103	10	2
5	455	4	4.227	5	0	20	206	74	8	0
6	180	3	3.107	T10	1	35	206	62	4	0
7	450	4	4.240	4	0	39	167	91	11	0
8	570	5	4.678	17	7	107	172	22	0	0
9	460	4	4.107	T10	1	43	191	68	5	0
Out	**3,725**	**36**	**36.766**		**16**	**438**	**1,672**	**591**	**51**	**4**
10	495	4	4.201	8	0	35	190	72	9	2
11	505	4	4.275	3	0	24	193	74	16	1
12	155	3	3.217	7	0	43	189	55	17	4
13	510	5	4.753	15	2	127	132	42	3	2
14	440	4	4.100	12	1	52	176	73	6	0
15	530	5	4.639	18	16	118	143	24	6	1
16	170	3	3.055	13	0	59	183	58	6	2
17	440	4	4.220	6	0	25	197	81	3	2
18	465	4	4.181	9	0	46	174	75	12	1
In	**3,710**	**36**	**36.646**		**19**	**529**	**1,577**	**554**	**78**	**15**
Total	**7,435**	**72**	**73.412**		**35**	**967**	**3,249**	**1,145**	**129**	**19**

*Holes ranked from 1 (most difficult) to 18 (least difficult)

Scoring Summary

	Below 70	Under Par	Par	Over Par	80 & Over	Course Average	Round Leader	Low Round	Adam Scott
Round 1	12	33	12	48	3	73.054	Marc Leishman (66) Sergio Garcia (66)	Marc Leishman (66) Sergio Garcia (66)	T10
Round 2	5	24	7	62	6	74.183	Jason Day (138)	Jason Day (68)	T7
Round 3	7	15	5	41	4	73.852	Angel Cabrera (209) Brandt Snedeker (209)	Tim Clark (67)	3
Round 4	12	25	8	28	3	72.344	Adam Scott (279) Angel Cabrera (279)	David Toms (67) Michael Thompson (67)	T1
All Rounds	**36**	**97**	**32**	**179**	**16**	**73.412**			

2012 MASTERS TOURNAMENT
APRIL 5-8, 2012

Cut: 63 players at five-over-par 149 from a starting field of 95

Summary: At 10-under-par 278, the self-taught Bubba Watson, 33, ended regulation tied with South Africa's Louis Oosthuizen, who earlier in the day had recorded a double-eagle on the par-5 second hole. At the end, the defining shot wasn't Oosthuizen's. Rather, it was Watson's of the second playoff hole. A high, hooking and improbable wedge shot from 164 yards through the overhanging trees to the right on the 10th fairway miraculously came to rest on the putting surface. Two putts later, Watson became the fifth left-handed Tournament winner in the past 10 years.

PLAYER	POSITION	SCORES	TOTAL	PRIZE MONEY	STATUS
Bubba Watson	1	69 71 70 68	278	$1,440,000	Playoff
Sterling Silver Replica Masters Trophy: Winner					
Gold Medal: Winner					
Louis Oosthuizen (South Africa)	2	68 72 69 69	278	$864,000	Playoff
Silver Medal: Runner-up					
Sterling Silver Salver: Runner-up					
Large Crystal Bowl: Double Eagle, Round 4, Hole 2					
Peter Hanson (Sweden)	T3	68 74 65 73	280	$384,000	
Crystal Vase: Day's Low Score (65), Round 3					
Matt Kuchar	T3	71 70 70 69	280	$384,000	
Pair of Crystal Highball Glasses: Eagle, Round 4, Hole 15					
Phil Mickelson	T3	74 68 66 72	280	$384,000	
Pair of Crystal Highball Glasses: Eagle, Round 3, Hole 13					
Lee Westwood (England)	T3	67 73 72 68	280	$384,000	
Crystal Vase: Day's Low Score (67), Round 1					
Ian Poulter	7	72 72 70 69	283	$268,000	
Padraig Harrington (Ireland)	T8	71 73 68 72	284	$232,000	
Pair of Crystal Highball Glasses: Eagle, Round 1, Hole 2					
Justin Rose (England)	T8	72 72 72 68	284	$232,000	
Pair of Crystal Highball Glasses: Eagle, Round 4, Hole 15					
Adam Scott (Australia)	T8	75 70 73 66	284	$232,000	
Crystal Bowl: Hole-in-One, Round 4, Hole 16					
Pair of Crystal Highball Glasses: Eagle, Round 1, Hole 8					
Jim Furyk	11	70 73 72 70	285	$200,000	
Pair of Crystal Highball Glasses: Eagle, Round 3, Hole 13					
Fred Couples	T12	72 67 75 72	286	$156,800	
Crystal Vase: Day's Low Score (67), Round 2					
Sergio Garcia (Spain)	T12	72 68 75 71	286	$156,800	
Hunter Mahan	T12	72 72 68 74	286	$156,800	
Graeme McDowell (N. Ireland)	T12	75 72 71 68	286	$156,800	
Kevin Na	T12	71 75 72 68	286	$156,800	
Pair of Crystal Highball Glasses: Eagle, Round 2, Hole 13					
Ben Crane	T17	69 73 72 73	287	$124,000	
Bo Van Pelt	T17	73 75 75 64	287	$124,000	
Crystal Vase: Day's Low Score (64), Round 4					
Crystal Bowl: Hole-in-One, Round 4, Hole 16					
Pair of Crystal Highball Glasses: Eagle, Round 4, Hole 13					
Charles Howell III	T19	72 70 74 72	288	$96,960	
Pair of Crystal Highball Glasses: Eagle, Round 2, Hole 15					
Fredrik Jacobson (Sweden)	T19	76 68 70 74	288	$96,960	
Francesco Molinari (Italy)	T19	69 75 70 74	288	$96,960	
Pair of Crystal Highball Glasses: Eagle, Round 4, Hole 15					
Geoff Ogilvy (Australia)	T19	74 72 71 71	288	$96,960	
Brandt Snedeker	T19	72 75 68 73	288	$96,960	
Jason Dufner	T24	69 70 75 75	289	$70,400	
Pair of Crystal Highball Glasses: Eagle, Round 4, Hole 13					
Anders Hansen (Denmark)	T24	76 72 73 68	289	$70,400	

2012 Masters Tournament (Continued)

PLAYER	POSITION	SCORES	TOTAL	PRIZE MONEY	STATUS
Paul Lawrie (Scotland)	T24	69 72 72 76	289	$70,400	
Pair of Crystal Highball Glasses: Eagle, Round 1, Hole 13					
Pair of Crystal Highball Glasses: Eagle, Round 1, Hole 15					
Keegan Bradley	T27	71 77 73 69	290	$56,800	
Jonathan Byrd	T27	72 71 72 75	290	$56,800	
Rickie Fowler	T27	74 74 72 70	290	$56,800	
Vijay Singh (Fiji)	T27	70 72 76 72	290	$56,800	
Pair of Crystal Highball Glasses: Eagle, Round 2, Hole 15					
Scott Stallings	T27	70 77 70 73	290	$56,800	
Angel Cabrera (Argentina)	T32	71 78 71 71	291	$45,280	
Luke Donald (England)	T32	75 73 75 68	291	$45,280	
Pair of Crystal Highball Glasses: Eagle, Round 4, Hole 15					
Pair of Crystal Highball Glasses: Eagle, Round 3, Hole 3					
Zach Johnson	T32	70 74 75 72	291	$45,280	
Pair of Crystal Highball Glasses: Eagle, Round 1, Hole 13					
Sean O'Hair	T32	73 70 71 77	291	$45,280	
Nick Watney	T32	71 71 72 77	291	$45,280	
Sang-moon Bae (Korea)	T37	75 71 69 77	292	$37,600	
Pair of Crystal Highball Glasses: Eagle, Round 2, Hole 13					
Pair of Crystal Highball Glasses: Eagle, Round 3, Hole 2					
Thomas Bjorn (Denmark)	T37	73 76 74 69	292	$37,600	
Bill Haas	T37	72 74 76 70	292	$37,600	
Aaron Baddeley (Australia)	T40	71 71 77 74	293	$32,000	
Pair of Crystal Highball Glasses: Eagle, Round 3, Hole 13					
Rory McIlroy (N. Ireland)	T40	71 69 77 77	293	$32,000	
Henrik Stenson (Sweden)	T40	71 71 70 81	293	$32,000	
Pair of Crystal Highball Glasses: Eagle, Round 1, Hole 2					
Pair of Crystal Highball Glasses: Eagle, Round 1, Hole 8					
Tiger Woods	T40	72 75 72 74	293	$32,000	
Kevin Chappell	T44	71 76 71 76	294	$26,400	
Pair of Crystal Highball Glasses: Eagle, Round 1, Hole 13					
Martin Kaymer (Germany)	T44	72 75 75 72	294	$26,400	
Webb Simpson	T44	72 74 70 78	294	$26,400	
Patrick Cantlay	T47	71 78 74 72	295		Amateur
Sterling Silver Cup: Low Amateur					
Pair of Crystal Highball Glasses: Eagle, Round 4, Hole 7					
Pair of Crystal Highball Glasses: Eagle, Round 4, Hole 15					
Ross Fisher (England)	T47	71 77 73 74	295	$22,560	
Steve Stricker	T47	71 77 72 75	295	$22,560	
Stewart Cink	T50	71 75 81 69	296	$19,960	
Robert Karlsson (Sweden)	T50	74 74 77 71	296	$19,960	
Charl Schwartzel (South Africa)	T50	72 75 75 74	296	$19,960	
David Toms	T50	73 73 75 75	296	$19,960	
Hideki Matsuyama (Japan)	T54	71 74 72 80	297		Amateur
Silver Medal: Low Amateur Runner-up					
Scott Verplank	T54	73 75 75 74	297	$18,800	
Miguel Angel Jimenez (Spain)	56	69 72 76 81	298	$18,560	
Martin Laird (Scotland)	T57	76 72 74 77	299	$18,240	
Edoardo Molinari (Italy)	T57	75 74 76 74	299	$18,240	
Y. E. Yang (Korea)	T57	73 70 75 81	299	$18,240	
Trevor Immelman (South Africa)	60	78 71 76 76	301	$17,920	
Gonzalo Fernandez-Castano (Spain)	61	74 75 76 77	302	$17,760	
Kelly Kraft	62	74 75 77 80	306		Amateur
Kyung-Tae Kim (Korea)		74 76	150	$10,000	
John Senden (Australia)		74 76	150	$10,000	
Paul Casey (England)		76 75	151	$10,000	

2012 Masters Tournament (Continued)

PLAYER	POSITION	SCORES	TOTAL	PRIZE MONEY	STATUS
Harrison Frazer		73 78	151	$10,000	
Larry Mize		76 75	151	$10,000	
Jose Maria Olazabal (Spain)		75 76	151	$10,000	
Pair of Crystal Highball Glasses: Eagle, Round 2, Hole 15					
Kyle Stanley		75 76	151	$10,000	
Tom Watson		77 74	151	$10,000	
Mike Weir (Canada)		72 79	151	$10,000	
Robert Garrigus		77 75	151	$10,000	
Bernhard Langer (Germany)		72 80	152	$10,000	
Ryan Palmer		75 77	152	$10,000	
Rory Sabbatini		72 80	152	$10,000	
K.J. Choi (Korea)		77 76	153	$10,000	
Ryo Ishikawa (Japan)		76 77	153	$10,000	
Bryden Macpherson (Australia)		77 76	153		Amateur
Chez Reavie		79 74	153	$10,000	
Johnson Wagner		79 74	153	$10,000	
Tim Clark (South Africa)		73 81	154	$10,000	
Darren Clarke (N. Ireland)		73 81	154	$10,000	
Lucas Glover		75 79	154	$10,000	
Mark Wilson		76 78	154	$10,000	
Ian Woosnam (Wales)		77 77	154	$10,000	
Simon Dyson (England)		78 77	155	$10,000	
Corbin Mills		74 81	155		Amateur
Alvaro Quiros (Spain)		78 77	155	$10,000	
Brendan Steele		76 80	156	$10,000	
Ben Crenshaw		76 83	159	$10,000	
Randal Lewis		81 78	159		Amateur
Craig Stadler		81 82	163	$10,000	
Sandy Lyle (Scotland)		86 78	164	$10,000	
Gary Woodland	Withdrew	73 70 85	228	$17,600	
Jason Day (Australia)	Withdrew	76	76	$10,000	
TOTAL				**$8,122,800**	

2012 Cumulative Course Statistics

Hole	Yards	Par	Average	Rank*	Eagles	Birdies	Pars	Bogeys	Double Bogeys	Other
1	445	4	4.383	1	0	11	191	95	12	4
2	575	5	4.644	18	4	129	159	20	3	0
3	350	4	3.901	14	1	66	214	31	3	0
4	240	3	3.219	6	0	22	208	80	4	1
5	455	4	4.212	7	0	26	205	76	7	1
6	180	3	3.174	8	0	38	189	83	5	0
7	450	4	4.171	9	1	46	183	70	13	2
8	570	5	4.856	15	2	84	191	32	4	1
9	460	4	4.248	4	0	32	182	91	8	1
Out	**3,725**	**36**	**36.812**		**8**	**454**	**1,722**	**578**	**59**	**10**
10	495	4	4.238	5	0	22	207	76	6	3
11	505	4	4.324	2	0	10	200	97	6	1
12	155	3	3.060	13	0	59	192	49	13	1
13	510	5	4.722	16	10	128	127	39	9	1
14	440	4	4.092	12	0	40	211	57	6	0
15	530	5	4.665	17	9	127	145	27	5	1
16	170	3	3.111	11	2	41	204	55	11	1
17	440	4	4.156	10	0	36	204	63	11	0
18	465	4	4.308	3	0	36	158	110	8	2
In	**3,710**	**36**	**36.681**		**21**	**499**	**1,648**	**573**	**75**	**10**
Total	**7,435**	**72**	**73.493**		**29**	**953**	**3,370**	**1,151**	**134**	**20**

*Holes ranked from 1 (most difficult) to 18 (least difficult)

Scoring Summary

	Below 70	Under Par	Par	Over Par	80 & Over	Course Average	Round Leader	Low Round	Bubba Watson
Round 1	9	28	16	51	3	73.368	Lee Westwood (67)	Lee Westwood (67)	T4
Round 2	5	19	11	64	8	74.426	Fred Couples (139) Jason Dufner (139)	Fred Couples (67)	T3
Round 3	7	20	12	31	2	72.937	Peter Hanson (207)	Peter Hanson (65)	4
Round 4	15	22	8	32	5	72.871	Bubba Watson (278) Louis Oosthuizen (278)	Bo Van Pelt (64)	T1
All Rounds	**36**	**89**	**47**	**178**	**18**	**73.493**			



2011 MASTERS TOURNAMENT
APRIL 7-10, 2011

Cut: 49 players at three-over-par 145 from a starting field of 99

Summary: On the 50th anniversary of Gary Player's first Masters victory, fellow South African Charl Schwartzel claimed his own Green Jacket in only his second Tournament appearance. With a birdie on the 18th hole during the final round of the 75th playing of the Masters, he provided a fitting finish to one of the most thrilling conclusions in the history of the Tournament. Schwartzel's record-setting birdie run on the final four holes punctuated a day that witnessed him overtake Rory McIlroy, the 54-hole leader, and rise above a host of the game's greatest players, including Jason Day, Adam Scott, Tiger Woods, Geoff Ogilvy and Luke Donald.

PLAYER	POSITION	SCORES	TOTAL	PRIZE MONEY	STATUS
Charl Schwartzel (South Africa)	1	69 71 68 66	274	$1,440,000	
Sterling Silver Replica Masters Trophy: Winner					
Gold Medal: Winner					
Crystal Vase: Day's Low Score (66), Round 4					
Pair of Crystal Goblets: Eagle, Round 1, Hole 8					
Pair of Crystal Goblets: Eagle, Round 4, Hole 3					
Jason Day (Australia)	T2	72 64 72 68	276	$704,000	
Silver Medal: Runner-up					
Sterling Silver Salver: Runner-up					
Crystal Vase: Day's Low Score (64), Round 2					
Adam Scott (Australia)	T2	72 70 67 67	276	$704,000	
Silver Medal: Runner-up					
Sterling Silver Salver: Runner-up					
Crystal Vase: Day's Low Score (67), Round 3					
Pair of Crystal Goblets: Eagle, Round 2, Hole 13					
Pair of Crystal Goblets: Eagle, Round 3, Hole 13					
Luke Donald (England)	T4	72 68 69 69	278	$330,667	
Pair of Crystal Goblets: Eagle, Round 1, Hole 15					
Geoff Ogilvy (Australia)	T4	69 69 73 67	278	$330,667	
Tiger Woods	T4	71 66 74 67	278	$330,667	
Pair of Crystal Goblets: Eagle, Round 4, Hole 8					
Angel Cabrera (Argentina)	7	71 70 67 71	279	$268,000	
Crystal Vase: Day's Low Score (67), Round 3					
K. J. Choi (Korea)	T8	67 70 71 72	280	$240,000	
Bo Van Pelt	T8	73 69 68 70	280	$240,000	
Pair of Crystal Goblets: Eagle, Round 4, Hole 13					
Pair of Crystal Goblets: Eagle, Round 4, Hole 15					
Ryan Palmer	10	71 72 69 70	282	$216,000	
Pair of Crystal Goblets: Eagle, Round 4, Hole 13					
Pair of Crystal Goblets: Eagle, Round 3, Hole 2					
Edoardo Molinari (Italy)	T11	74 70 69 70	283	$176,000	
Justin Rose (England)	T11	73 71 71 68	283	$176,000	
Pair of Crystal Goblets: Eagle, Round 2, Hole 13					
Steve Stricker	T11	72 70 71 70	283	$176,000	
Lee Westwood (England)	T11	72 67 74 70	283	$176,000	
Pair of Crystal Goblets: Eagle, Round 2, Hole 15					
Fred Couples	T15	71 68 72 73	284	$128,000	
Ross Fisher (England)	T15	69 71 71 73	284	$128,000	
Pair of Crystal Goblets: Eagle, Round 3, Hole 13					
Trevor Immelman (South Africa)	T15	69 73 73 69	284	$128,000	
Pair of Crystal Goblets: Eagle, Round 1, Hole 15					
Rory McIlroy (N. Ireland)	T15	65 69 70 80	284	$128,000	
Crystal Vase: Day's Low Score (65), Round 1					
Brandt Snedeker	T15	69 71 74 70	284	$128,000	
Pair of Crystal Goblets: Eagle, Round 3, Hole 2					
Ricky Barnes	T20	68 71 75 71	285	$93,200	

2011 Masters Tournament (Continued)

PLAYER	POSITION	SCORES	TOTAL	PRIZE MONEY	STATUS
Ryo Ishikawa (Japan)	T20	71 71 73 70	285	$93,200	
Pair of Crystal Goblets: Eagle, Round 4, Hole 2					
Martin Laird (Scotland)	T20	74 69 69 73	285	$93,200	
Y. E. Yang (Korea)	T20	67 72 73 73	285	$93,200	
Pair of Crystal Goblets: Eagle, Round 3, Hole 15					
Pair of Crystal Goblets: Eagle, Round 1, Hole 13					
Jim Furyk	T24	72 68 74 72	286	$70,400	
David Toms	T24	72 69 73 72	286	$70,400	
Gary Woodland	T24	69 73 74 70	286	$70,400	
Pair of Crystal Goblets: Eagle, Round 1, Hole 13					
Charley Hoffman	T27	74 69 72 72	287	$54,400	
Miguel Angel Jimenez (Spain)	T27	71 73 70 73	287	$54,400	
Robert Karlsson (Sweden)	T27	72 70 74 71	287	$54,400	
Pair of Crystal Goblets: Eagle, Round 1, Hole 8					
Pair of Crystal Goblets: Eagle, Round 3, Hole 13					
Matt Kuchar	T27	68 75 69 75	287	$54,400	
Hideki Matsuyama (Japan)	T27	72 73 68 74	287		Amateur
Sterling Silver Cup: Low Amateur					
Phil Mickelson	T27	70 72 71 74	287	$54,400	
Ian Poulter (England)	T27	74 69 71 73	287	$54,400	
Alvaro Quiros (Spain)	T27	65 73 75 74	287	$54,400	
Crystal Vase: Day's Low Score (65), Round 1					
Alexander Cejka (Germany)	T35	72 71 75 70	288	$43,200	
Sergio Garcia (Spain)	T35	69 71 75 73	288	$43,200	
Pair of Crystal Goblets: Eagle, Round 1, Hole 13					
Ryan Moore	T35	70 73 72 73	288	$43,200	
Paul Casey (England)	T38	70 72 76 71	289	$36,800	
Rickie Fowler	T38	70 69 76 74	289	$36,800	
Dustin Johnson	T38	74 68 73 74	289	$36,800	
Bubba Watson	T38	73 71 67 78	289	$36,800	
Crystal Vase: Day's Low Score (67), Round 3					
Pair of Crystal Goblets: Eagle, Round 2, Hole 15					
Bill Haas	T42	74 70 74 72	290	$32,000	
Pair of Crystal Goblets: Eagle, Round 2, Hole 15					
Steve Marino	T42	74 71 72 73	290	$32,000	
Kyung Tae Kim (Korea)	T44	70 75 78 68	291	$28,800	
Jeff Overton	T44	73 72 72 74	291	$28,800	
Pair of Crystal Goblets: Eagle, Round 1, Hole 15					
Nick Watney	46	72 72 75 73	292	$26,400	
Aaron Baddeley (Australia)	T47	75 70 74 74	293	$24,000	
Ernie Els (South Africa)	T47	75 70 76 72	293	$24,000	
Pair of Crystal Goblets: Eagle, Round 2, Hole 13					
Camilo Villegas (Colombia)	49	70 75 73 76	294	$21,920	
Robert Allenby (Australia)		75 71	146	$10,000	
Stewart Cink		71 75	146	$10,000	
Tim Clark (South Africa)		73 73	146	$10,000	
Lucas Glover		75 71	146	$10,000	
Zach Johnson		73 73	146	$10,000	
Anthony Kim		73 73	146	$10,000	
Hunter Mahan		75 71	146	$10,000	
Francesco Molinari (Italy)		75 71	146	$10,000	
Sean O'Hair		70 76	146	$10,000	
Stuart Appleby (Australia)		75 72	147	$10,000	
Jerry Kelly		74 73	147	$10,000	
Pair of Crystal Goblets: Eagle, Round 2, Hole 15					
Graeme McDowell (N. Ireland)		74 73	147	$10,000	
Pair of Crystal Goblets: Eagle, Round 2, Hole 13					

2011 Masters Tournament (Continued)

PLAYER	POSITION	SCORES	TOTAL	PRIZE MONEY	STATUS
Kevin Na		73 74	147	$10,000	
Mark Wilson		76 71	147	$10,000	
Jason Bohn		73 75	148	$10,000	
David Chung		72 76	148		Amateur
Ben Crane		73 75	148	$10,000	
Retief Goosen (South Africa)		70 78	148	$10,000	
Pair of Crystal Goblets: Eagle, Round 1, Hole 1					
Peter Hanson (Sweden)		72 76	148	$10,000	
Yuta Ikeda (Japan)		74 74	148	$10,000	
Lion Kim		76 72	148		Amateur
Carl Pettersson (Sweden)		75 73	148	$10,000	
D. A. Points		72 76	148	$10,000	
Heath Slocum		72 76	148	$10,000	
Jhonattan Vegas (Venezuela)		72 76	148	$10,000	
Pair of Crystal Goblets: Eagle, Round 1, Hole 15					
Hiroyuki Fujita (Japan)		70 79	149	$10,000	
Pair of Crystal Goblets: Eagle, Round 1, Hole 13					
Anders Hansen (Denmark)		72 77	149	$10,000	
Padraig Harrington (Ireland)		77 72	149	$10,000	
Gregory Havret (France)		70 79	149	$10,000	
Louis Oosthuizen (South Africa)		75 74	149	$10,000	
Kevin Streelman		75 74	149	$10,000	
Peter Uihlein		72 77	149		Amateur
Jin Jeong (Australia)		73 77	150		Amateur
Martin Kaymer (Germany)		78 72	150	$10,000	
Larry Mize		73 77	150	$10,000	
Mark O'Meara		77 73	150	$10,000	
Jose Maria Olazabal (Spain)		73 77	150	$10,000	
Rory Sabbatini (South Africa)		74 76	150	$10,000	
Arjun Atwal (India)		80 71	151	$10,000	
Pair of Crystal Goblets: Eagle, Round 1, Hole 15					
Jonathan Byrd		73 78	151	$10,000	
Craig Stadler		80 71	151	$10,000	
Tom Watson		79 72	151	$10,000	
Davis Love, III		75 77	152	$10,000	
Nathan Smith		75 77	152		Amateur
Sandy Lyle (Scotland)		73 80	153	$10,000	
Pair of Crystal Goblets: Eagle, Round 2, Hole 2					
Vijay Singh (Fiji)		76 78	154	$10,000	
Ben Crenshaw		78 77	155	$10,000	
Mike Weir (Canada)		76 79	155	$10,000	
Ian Woosnam (Wales)		78 77	155	$10,000	
Henrik Stenson (Sweden)		83 74	157	$10,000	
TOTAL				**$8,206,521**	

2011 Cumulative Course Statistics

Hole	Yards	Par	Average	Rank*	Eagles	Birdies	Pars	Bogeys	Double Bogeys	Other
1	445	4	4.243	2	1	14	199	76	6	0
2	575	5	4.668	16	4	119	146	25	2	0
3	350	4	3.885	14	1	69	191	33	2	0
4	240	3	3.222	4	0	26	188	75	6	1
5	455	4	4.155	8	0	22	208	64	2	0
6	180	3	3.094	10	0	35	199	61	1	0
7	450	4	4.162	7	0	44	165	82	5	0
8	570	5	4.746	15	3	109	148	33	2	1
9	460	4	4.027	12	0	44	202	48	2	0
Out	**3,725**	**36**	**36.206**		**9**	**482**	**1,646**	**497**	**28**	**2**
10	495	4	4.168	6	0	31	195	61	7	2
11	505	4	4.331	1	0	19	182	78	12	5
12	155	3	3.226	3	0	44	170	59	17	6
13	510	5	4.581	18	13	137	115	24	6	1
14	440	4	3.935	13	0	64	191	37	4	0
15	530	5	4.591	17	11	127	133	22	3	0
16	170	3	3.081	11	0	49	180	61	6	0
17	440	4	4.172	5	0	26	196	71	3	0
18	465	4	4.131	9	0	49	167	72	8	0
In	**3,710**	**36**	**36.219**		**24**	**546**	**1,529**	**485**	**66**	**14**
Total	**7,435**	**72**	**72.425**		**33**	**1,028**	**3,175**	**982**	**94**	**16**

*Holes ranked from 1 (most difficult) to 18 (least difficult)

Scoring Summary

	Below 70	Under Par	Par	Over Par	80 & Over	Course Average	Round Leader	Low Round	Charl Schwartzel
Round 1	13	30	18	51	3	72.717	Alvaro Quiros (65) Rory McIlroy (65)	Alvaro Quiros (65) Rory McIlroy (65)	T7
Round 2	15	41	11	47	1	72.677	Rory McIlroy (134)	Jason Day (64)	T12
Round 3	11	19	6	24	0	72.082	Rory McIlroy (204)	Adam Scott (67) Angel Cabrera (67) Bubba Watson (67)	T2
Round 4	9	22	6	21	1	71.673	Charl Schwartzel (274)	Charl Schwartzel (66)	1
All Rounds	**48**	**112**	**41**	**143**	**5**	**72.426**			

2010 MASTERS TOURNAMENT
APRIL 8-11, 2010

Cut: 48 players at three-over-par 147 from a starting field of 96

Summary: In his 18th appearance at Augusta National, Phil Mickelson became the eighth player to win three Masters Tournament titles. His third Green Jacket came after a 16-under-par performance, tying for the third lowest in Tournament history. The defining moment came on the par-5 13th on Sunday, when he laced a 207-yard 6-iron between two pines right of the fairway to four feet, which he ultimately converted for birdie. The daring shot paved the way for Mickelson to shoot his third 67 of the week and secure a three-shot victory over Lee Westwood. On Thursday, six-time Masters Champion Jack Nicklaus joined four-time winner Arnold Palmer as an Honorary Starter.

PLAYER	POSITION	SCORES	TOTAL	PRIZE MONEY	STATUS
Phil Mickelson	1	67 71 67 67	272	$1,350,000	
Sterling Silver Replica Masters Trophy: Winner					
Gold Medal: Winner					
Pair of Crystal Goblets: Eagle, Round 1, Hole 13					
Crystal Vase: Day's Low Score (67), Round 3					
Pair of Crystal Goblets: Eagle, Round 3, Hole 13					
Pair of Crystal Goblets: Eagle, Round 3, Hole 14					
Lee Westwood (England)	2	67 69 68 71	275	$810,000	
Silver Medal: Runner-up					
Sterling Silver Salver: Runner-up					
Pair of Crystal Goblets: Eagle, Round 2, Hole 2					
Anthony Kim	3	68 70 73 65	276	$510,000	
Crystal Vase: Day's Low Score (65), Round 4					
Pair of Crystal Goblets: Eagle, Round 1, Hole 13					
Pair of Crystal Goblets: Eagle, Round 4, Hole 15					
K. J. Choi (Korea)	T4	67 71 70 69	277	$330,000	
Tiger Woods	T4	68 70 70 69	277	$330,000	
Pair of Crystal Goblets: Eagle, Round 1, Hole 8					
Pair of Crystal Goblets: Eagle, Round 1, Hole 15					
Pair of Crystal Goblets: Eagle, Round 4, Hole 7					
Pair of Crystal Goblets: Eagle, Round 4, Hole 15					
Fred Couples	6	66 75 68 70	279	$270,000	
Crystal Vase: Day's Low Score (66), Round 1					
Pair of Crystal Goblets: Eagle, Round 3, Hole 15					
Nick Watney	7	68 76 71 65	280	$251,250	
Crystal Vase: Day's Low Score (65), Round 4					
Pair of Crystal Goblets: Eagle, Round 3, Hole 15					
Hunter Mahan	T8	71 71 68 71	281	$225,000	
Pair of Crystal Goblets: Eagle, Round 4, Hole 13					
Y. E. Yang (Korea)	T8	67 72 72 70	281	$225,000	
Ricky Barnes	T10	68 70 72 73	283	$195,000	
Pair of Crystal Goblets: Eagle, Round 1, Hole 13					
Ian Poulter (England)	T10	68 68 74 73	283	$195,000	
Crystal Vase: Day's Low Score (68), Round 2					
Miguel Angel Jimenez (Spain)	T12	72 75 72 66	285	$165,000	
Pair of Crystal Goblets: Eagle, Round 4, Hole 15					
Jerry Kelly	T12	72 74 67 72	285	$165,000	
Crystal Vase: Day's Low Score (67), Round 3					
Trevor Immelman (South Africa)	T14	69 73 72 72	286	$131,250	
Steve Marino	T14	71 73 69 73	286	$131,250	
Pair of Crystal Goblets: Eagle, Round 1, Hole 2					
Ryan Moore	T14	72 73 73 68	286	$131,250	
Crystal Bowl: Hole-in-One, Round 4, Hole 16					
David Toms	T14	69 75 71 71	286	$131,250	
Angel Cabrera (Argentina)	T18	73 74 69 71	287	$94,500	
Pair of Crystal Goblets: Eagle, Round 3, Hole 13					

2010 Masters Tournament (Continued)

PLAYER	POSITION	SCORES	TOTAL	PRIZE MONEY	STATUS
Ernie Els (South Africa)	T18	71 73 75 68	287	$94,500	
Adam Scott (Australia)	T18	69 75 72 71	287	$94,500	
Pair of Crystal Goblets: Eagle, Round 4, Hole 7					
Pair of Crystal Goblets: Eagle, Round 4, Hole 15					
Heath Slocum	T18	72 73 70 72	287	$94,500	
Scott Verplank	T18	73 73 73 68	287	$94,500	
Pair of Crystal Goblets: Eagle, Round 4, Hole 13					
Tom Watson	T18	67 74 73 73	287	$94,500	
Ben Crane	T24	71 75 74 68	288	$69,000	
Pair of Crystal Goblets: Eagle, Round 1, Hole 15					
Matt Kuchar	T24	70 73 74 71	288	$69,000	
Pair of Crystal Goblets: Eagle, Round 4, Hole 15					
Bill Haas	T26	72 70 71 76	289	$57,750	
Pair of Crystal Goblets: Eagle, Round 4, Hole 15					
Geoff Ogilvy (Australia)	T26	74 72 69 74	289	$57,750	
Kenny Perry	T26	72 71 72 74	289	$57,750	
Pair of Crystal Goblets: Eagle, Round 1, Hole 15					
Pair of Crystal Goblets: Eagle, Round 3, Hole 13					
Pair of Crystal Goblets: Eagle, Round 3, Hole 15					
Yuta Ikeda (Japan)	29	70 77 72 71	290	$53,250	
Jason Dufner	T30	75 72 75 69	291	$45,563	
Soren Kjeldsen (Denmark)	T30	70 71 75 75	291	$45,563	
Francesco Molinari (Italy)	T30	70 74 75 72	291	$45,563	
Sean O'Hair	T30	72 71 72 76	291	$45,563	
Pair of Crystal Goblets: Eagle, Round 2, Hole 13					
Charl Schwartzel (South Africa)	T30	69 76 72 74	291	$45,563	
Steve Stricker	T30	73 73 74 71	291	$45,563	
Lucas Glover	T36	76 71 71 74	292	$38,625	
Pair of Crystal Goblets: Eagle, Round 3, Hole 15					
Matteo Manassero (Italy)	T36	71 76 73 72	292		Amateur
Sterling Silver Cup: Low Amateur					
Steve Flesch	T38	75 71 70 78	294	$34,500	
Retief Goosen (South Africa)	T38	74 71 76 73	294	$34,500	
Dustin Johnson	T38	71 72 76 75	294	$34,500	
Camilo Villegas (Colombia)	T38	74 72 71 77	294	$34,500	
Zach Johnson	42	70 74 76 75	295	$30,750	
Robert Karlsson (Sweden)	T43	71 72 77 76	296	$28,500	
Mike Weir (Canada)	T43	71 72 76 77	296	$28,500	
Robert Allenby (Australia)	T45	72 75 78 73	298	$24,750	
Chad Campbell	T45	79 68 80 71	298	$24,750	
Crystal Vase: Day's Low Score (68), Round 2					
Sergio Garcia (Spain)	T45	74 70 76 78	298	$24,750	
Nathan Green (Australia)	48	72 75 80 75	302	$21,750	
Crystal Bowl: Hole-in-One, Round 4, Hole 16					
Pair of Crystal Goblets: Eagle, Round 4, Hole 13					
Tim Clark (South Africa)		75 73	148	$10,000	
Ben Curtis		73 75	148	$10,000	
Ryo Ishikawa (Japan)		72 76	148	$10,000	
Larry Mize		76 72	148	$10,000	
John Senden (Australia)		71 77	148	$10,000	
Luke Donald (England)		74 75	149	$10,000	
Soren Hansen (Denmark)		74 75	149	$10,000	
Padraig Harrington (Ireland)		74 75	149	$10,000	
Martin Kaymer (Germany)		76 73	149	$10,000	
Bernhard Langer (Germany)		71 78	149	$10,000	
Graeme McDowell (N. Ireland)		75 74	149	$10,000	
John Merrick		72 77	149	$10,000	

2010 Masters Tournament (Continued)

PLAYER	POSITION	SCORES	TOTAL	PRIZE MONEY	STATUS
Mark O'Meara		75 74	149	$10,000	
Ryan Palmer		72 77	149	$10,000	
Nathan Smith		74 75	149		Amateur
Brad Benjamin		73 77	150		Amateur
Simon Dyson (England)		77 73	150	$10,000	
Justin Leonard		75 75	150	$10,000	
Kevin Na		74 76	150	$10,000	
Alvaro Quiros (Spain)		75 75	150	$10,000	
David Duval		76 75	151	$10,000	
Brian Gay		74 77	151	$10,000	
Todd Hamilton		74 77	151	$10,000	
Marc Leishman (Australia)		72 79	151	$10,000	
Rory McIlroy (N. Ireland)		74 77	151	$10,000	
Edoardo Molinari (Italy)		76 75	151	$10,000	
John Rollins		75 76	151	$10,000	
Pair of Crystal Goblets: Eagle, Round 1, Hole 2					
Oliver Wilson (England)		78 73	151	$10,000	
Stewart Cink		76 76	152	$10,000	
Shingo Katayama (Japan)		75 77	152	$10,000	
Louis Oosthuizen (South Africa)		75 77	152	$10,000	
Pair of Crystal Goblets: Eagle, Round 2, Hole 15					
Paul Casey (England)		75 78	153	$10,000	
Ross Fisher (England)		77 76	153	$10,000	
Rory Sabbatini (South Africa)		75 78	153	$10,000	
Pair of Crystal Goblets: Eagle, Round 2, Hole 15					
Vijay Singh (Fiji)		76 78	154	$10,000	
Chris Wood (England)		78 76	154	$10,000	
Byeong-Hun An (Korea)		78 77	155		Amateur
Ben Crenshaw		77 78	155	$10,000	
Chang-won Han (Korea)		79 76	155		Amateur
Sandy Lyle (Scotland)		69 86	155	$10,000	
Ben Martin		75 80	155		Amateur
Henrik Stenson (Sweden)		80 75	155	$10,000	
Jim Furyk		80 76	156	$10,000	
Anders Hansen (Denmark)		80 77	157	$10,000	
Craig Stadler		79 78	157	$10,000	
Michael Campbell (New Zealand)		83 81	164	$10,000	
Ian Woosnam (Wales)		81 83	164	$10,000	
Thongchai Jaidee (Thailand)	Withdrew	74		$10,000	
TOTAL				**$7,397,128**	

2010 Cumulative Course Statistics

Hole	Yards	Par	Average	Rank*	Eagles	Birdies	Pars	Bogeys	Double Bogeys	Other
1	445	4	4.204	6	0	25	188	67	7	1
2	575	5	4.635	18	3	121	148	12	2	2
3	350	4	3.940	14	0	66	177	41	4	0
4	240	3	3.260	T3	0	23	173	86	6	0
5	455	4	4.312	1	0	17	173	90	7	1
6	180	3	3.135	10	0	32	190	61	5	0
7	450	4	4.190	8	2	29	177	72	8	0
8	570	5	4.864	15	1	83	162	38	4	0
9	460	4	4.052	13	0	37	202	47	1	1
Out	**3,725**	**36**	**36.597**		**6**	**433**	**1,590**	**514**	**44**	**5**
10	495	4	4.260	T3	0	25	181	67	12	3
11	505	4	4.296	2	0	11	190	76	10	0
12	155	3	3.139	9	0	41	184	48	9	5
13	510	5	4.731	16	10	107	129	33	7	1
14	440	4	4.198	7	1	35	170	70	9	2
15	530	5	4.651	17	15	109	130	28	4	1
16	170	3	3.083	12	2	45	176	56	7	1
17	440	4	4.121	11	0	33	190	60	4	0
18	465	4	4.222	5	0	37	157	85	8	0
In	**3,710**	**36**	**36.706**		**28**	**443**	**1,507**	**523**	**70**	**13**
Total	**7,435**	**72**	**73.303**		**34**	**876**	**3,097**	**1,037**	**114**	**18**

*Holes ranked from 1 (most difficult) to 18 (least difficult)

Scoring Summary

	Below 70	Under Par	Par	Over Par	80 & Over	Course Average	Round Leader	Low Round	Phil Mickelson
Round 1	16	31	13	52	5	73.146	Fred Couples (66)	Fred Couples (66)	T2
Round 2	3	17	8	70	4	74.484	Ian Poulter (136) Lee Westwood (136)	Chad Campbell (68) Ian Poulter (68)	T3
Round 3	8	17	9	22	2	72.583	Lee Westwood (204)	Jerry Kelly (67) Phil Mickelson (67)	2
Round 4	11	22	5	21	0	71.938	Phil Mickelson (272)	Anthony Kim (65) Nick Watney (65)	1
All Rounds	**38**	**87**	**35**	**165**	**11**	**73.293**			

2009 MASTERS TOURNAMENT
APRIL 9-12, 2009

Cut: 50 players at one-over-par 145 from a starting field of 96

Summary: Tied atop the 54-hole leader board after three rounds in the 60s, Argentinean Angel Cabrera closed with a 71 to join Kenny Perry and Chad Campbell in the Tournament's first three-man playoff since 1987. A miraculous par save on the first extra hole (No. 18) and routine par on the second (No. 10) gave Cabrera his first Green Jacket and second major championship. He became the first Masters champion from South America and the fourth international champion this decade. Earlier in the week, three-time Masters champion Gary Player announced the 2009 Tournament – his record 52nd appearance – would be his last.

PLAYER	POSITION	SCORES	TOTAL	PRIZE MONEY	STATUS
Angel Cabrera (Argentina)	1	68 68 69 71	276	$1,350,000	Playoff
Sterling Silver Replica Masters Trophy: Winner					
Gold Medal: Winner					
Chad Campbell	T2	65 70 72 69	276	$660,000	Playoff
Silver Medal: Runner-up					
Sterling Silver Salver: Runner-up					
Crystal Vase: Day's Low Score (65), Round 1					
Kenny Perry	T2	68 67 70 71	276	$660,000	Playoff
Sterling Silver Salver: Runner-up					
Silver Medal: Runner-up					
Shingo Katayama (Japan)	4	67 73 70 68	278	$360,000	
Phil Mickelson	5	73 68 71 67	279	$300,000	
Pair of Crystal Goblets: Eagle, Round 2, Hole 13					
Steve Flesch	T6	71 74 68 67	280	$242,813	
Crystal Vase: Day's Low Score (68), Round 3					
Pair of Crystal Goblets: Eagle, Round 4, Hole 2					
John Merrick	T6	68 74 72 66	280	$242,813	
Crystal Vase: Day's Low Score (66), Round 4					
Steve Stricker	T6	72 69 68 71	280	$242,813	
Crystal Vase: Day's Low Score (68), Round 3					
Tiger Woods	T6	70 72 70 68	280	$242,813	
Pair of Crystal Goblets: Eagle, Round 4, Hole 8					
Jim Furyk	T10	66 74 68 73	281	$187,500	
Crystal Vase: Day's Low Score (68), Round 3					
Hunter Mahan	T10	66 75 71 69	281	$187,500	
Sean O'Hair	T10	68 76 68 69	281	$187,500	
Crystal Vase: Day's Low Score (68), Round 3					
Tim Clark (South Africa)	T13	68 71 72 71	282	$150,000	
Pair of Crystal Goblets: Eagle, Round 2, Hole 13					
Camilo Villegas (Colombia)	T13	73 69 71 69	282	$150,000	
Pair of Crystal Goblets: Eagle, Round 4, Hole 15					
Todd Hamilton	T15	68 70 72 73	283	$131,250	
Pair of Crystal Goblets: Eagle, Round 2, Hole 15					
Geoff Ogilvy (Australia)	T15	71 70 73 69	283	$131,250	
Aaron Baddeley (Australia)	T17	68 74 73 69	284	$116,250	
Graeme McDowell (N. Ireland)	T17	69 73 73 69	284	$116,250	
Nick Watney	19	70 71 71 73	285	$105,000	
Pair of Crystal Goblets: Eagle, Round 1, Hole 2					
Pair of Crystal Goblets: Eagle, Round 3, Hole 15					
Stephen Ames (Canada)	T20	73 68 71 74	286	$71,400	
Pair of Crystal Goblets: Eagle, Round 1, Hole 2					
Paul Casey (England)	T20	72 72 73 69	286	$71,400	
Ryuji Imada (Japan)	T20	73 72 72 69	286	$71,400	
Hunter Mahan	T26	74 72 74 72	292	$66,600	
Gary Woodland	T26	70 77 69 76	292	$66,600	
Pair of Crystal Highball Glasses: Eagle, Round 3, Hole 2					

2009 Masters Tournament (Continued)

PLAYER	POSITION	SCORES	TOTAL	PRIZE MONEY	STATUS
Trevor Immelman (South Africa)	T20	71 74 72 69	286	$71,400	
Anthony Kim	T20	75 65 72 74	286	$71,400	
Crystal Vase: Day's Low Score (65), Round 2					
Sandy Lyle (Scotland)	T20	72 70 73 71	286	$71,400	
Rory McIlroy (N. Ireland)	T20	72 73 71 70	286	$71,400	
Pair of Crystal Goblets: Eagle, Round 2, Hole 13					
Ian Poulter (England)	T20	71 73 68 74	286	$71,400	
Crystal Vase: Day's Low Score (68), Round 3					
Justin Rose (England)	T20	74 70 71 71	286	$71,400	
Pair of Crystal Goblets: Eagle, Round 4, Hole 13					
Pair of Crystal Goblets: Eagle, Round 4, Hole 15					
Rory Sabbatini (South Africa)	T20	73 67 70 76	286	$71,400	
Pair of Crystal Goblets: Eagle, Round 2, Hole 2					
Stuart Appleby (Australia)	T30	72 73 71 71	287	$46,575	
Ross Fisher (England)	T30	69 76 73 69	287	$46,575	
Dustin Johnson	T30	72 70 72 73	287	$46,575	
Pair of Crystal Goblets: Eagle, Round 2, Hole 8					
Pair of Crystal Goblets: Eagle, Round 2, Hole 15					
Pair of Crystal Goblets: Eagle, Round 4, Hole 13					
Pair of Crystal Goblets: Eagle, Round 4, Hole 14					
Larry Mize	T30	67 76 72 72	287	$46,575	
Vijay Singh (Fiji)	T30	71 70 72 74	287	$46,575	
Ben Curtis	T35	73 71 74 70	288	$38,625	
Ken Duke	T35	71 72 73 72	288	$38,625	
Padraig Harrington (Ireland)	T35	69 73 73 73	288	$38,625	
Pair of Crystal Goblets: Eagle, Round 2, Hole 13					
Pair of Crystal Goblets: Eagle, Round 4, Hole 13					
Robert Allenby (Australia)	T38	73 72 72 72	289	$33,000	
Pair of Crystal Goblets: Eagle, Round 2, Hole 13					
Luke Donald (England)	T38	73 71 72 73	289	$33,000	
Pair of Crystal Goblets: Eagle, Round 1, Hole 15					
Sergio Garcia (Spain)	T38	73 67 75 74	289	$33,000	
Henrik Stenson (Sweden)	T38	71 70 75 73	289	$33,000	
Pair of Crystal Goblets: Eagle, Round 2, Hole 13					
Bubba Watson	42	72 72 73 73	290	$29,250	
Pair of Crystal Goblets: Eagle, Round 2, Hole 13					
Pair of Crystal Goblets: Eagle, Round 2, Hole 15					
Pair of Crystal Goblets: Eagle, Round 4, Hole 13					
Lee Westwood (England)	43	70 72 70 79	291	$27,750	
Dudley Hart	T44	72 72 73 76	293	$25,500	
D.J. Trahan	T44	72 73 72 76	293	$25,500	
Miguel Angel Jimenez (Spain)	T46	70 73 78 73	294	$21,850	
Kevin Sutherland	T46	69 76 77 72	294	$21,850	
Pair of Crystal Goblets: Eagle, Round 4, Hole 13					
Mike Weir (Canada)	T46	68 75 79 72	294	$21,850	
Pair of Crystal Goblets: Eagle, Round 1, Hole 13					
Rocco Mediate	T49	73 70 78 77	298	$19,200	
Pair of Crystal Goblets: Eagle, Round 2, Hole 15					
Andres Romero (Argentina)	T49	69 75 77 77	298	$19,200	
Pair of Crystal Goblets: Eagle, Round 1, Hole 3					
Fred Couples		73 73	146	$10,000	
Ernie Els (South Africa)		75 71	146	$10,000	
Retief Goosen (South Africa)		75 71	146	$10,000	
Jose Maria Olazabal (Spain)		71 75	146	$10,000	
Adam Scott (Australia)		71 75	146	$10,000	
Jeev Milkha Singh (India)		71 75	146	$10,000	
Pair of Crystal Goblets: Eagle, Round 1, Hole 13					

2009 Masters Tournament (Continued)

PLAYER	POSITION	SCORES	TOTAL	PRIZE MONEY	STATUS
Richard Sterne (South Africa)		72 74	146	$10,000	
Stewart Cink		69 78	147	$10,000	
Robert Karlsson (Sweden)		73 74	147	$10,000	
Martin Kaymer (Germany)		71 76	147	$10,000	
Soren Kjeldsen (Denmark)		76 71	147	$10,000	
Greg Norman (Australia)		70 77	147	$10,000	
Reinier Saxton (Holland)		75 72	147		Amateur
Y. E. Yang (Korea)		73 74	147	$10,000	
Briny Baird		73 75	148	$10,000	
K. J. Choi (Korea)		76 72	148	$10,000	
Soren Hansen (Denmark)		72 76	148	$10,000	
Justin Leonard		75 73	148	$10,000	
Jack Newman		72 76	148		Amateur
Oliver Wilson (England)		73 75	148	$10,000	
Boo Weekley		73 76	149	$10,000	
Ian Woosnam (Wales)		74 75	149	$10,000	
Ryo Ishikawa (Japan)		73 77	150	$10,000	
Zach Johnson		70 80	150	$10,000	
Drew Kittleson		78 72	150		Amateur
Pair of Crystal Goblets: Eagle, Round 2, Hole 11					
Pair of Crystal Goblets: Eagle, Round 2, Hole 15					
Bernhard Langer (Germany)		70 80	150	$10,000	
Louis Oosthuizen (South Africa)		73 77	150	$10,000	
Brandt Snedeker		76 74	150	$10,000	
Mathew Goggin (Australia)		74 77	151	$10,000	
Wen Tang Lin (Chinese Taipei)		77 74	151	$10,000	
Mark O'Meara		75 76	151	$10,000	
Chez Reavie		75 76	151	$10,000	
Craig Stadler		77 74	151	$10,000	
Billy Mayfair		77 75	152	$10,000	
Alvaro Quiros (Spain)		78 75	153	$10,000	
Pair of Crystal Goblets: Eagle, Round 2, Hole 2					
Prayad Marksaeng (Thailand)		70 84	154	$10,000	
Pat Perez		75 79	154	$10,000	
Carl Pettersson (Sweden)		75 79	154	$10,000	
Steve Wilson		79 75	154		Amateur
Michael Campbell (New Zealand)		80 75	155	$10,000	
Danny Lee (New Zealand)		74 81	155		Amateur
Pair of Crystal Goblets: Eagle, Round 2, Hole 8					
Fuzzy Zoeller		79 76	155	$10,000	
Ben Crenshaw		73 83	156	$10,000	
Tom Watson		74 83	157	$10,000	
Raymond Floyd		79 79	158	$10,000	
Gary Player (South Africa)		78 83	161	$10,000	
TOTAL				**$7,580,452**	

2009 Cumulative Course Statistics

Hole	Yards	Par	Average	Rank*	Eagles	Birdies	Pars	Bogeys	Double Bogeys	Other
1	455	4	4.219	4	0	21	192	73	6	0
2	575	5	4.681	16	5	110	155	19	2	1
3	350	4	3.945	14	1	59	190	39	3	0
4	240	3	3.191	6	0	34	176	76	4	2
5	455	4	4.126	7	0	27	205	56	4	0
6	180	3	3.068	12	0	31	211	49	1	0
7	450	4	4.106	T8	0	40	186	61	5	0
8	570	5	4.777	15	3	88	173	27	1	0
9	460	4	4.198	5	0	30	183	72	5	2
Out	**3,735**	**36**	**36.315**		**9**	**440**	**1,671**	**472**	**31**	**5**
10	495	4	4.239	3	0	22	192	67	10	1
11	505	4	4.328	1	1	17	174	85	15	0
12	155	3	3.301	2	0	35	164	68	21	4
13	510	5	4.595	17	14	124	128	19	6	1
14	440	4	3.982	13	1	60	177	51	3	0
15	530	5	4.571	18	9	135	122	24	2	0
16	170	3	3.075	11	0	58	167	55	11	1
17	440	4	4.089	10	0	39	194	53	6	0
18	465	4	4.106	T8	0	47	172	69	3	1
In	**3,710**	**36**	**36.291**		**25**	**537**	**1,490**	**491**	**77**	**8**
Total	**7,445**	**72**	**72.606**		**34**	**977**	**3,161**	**963**	**108**	**13**

*Holes ranked from 1 (most difficult) to 18 (least difficult)

Scoring Summary

	Below 70	Under Par	Par	Over Par	80 & Over	Course Average	Round Leader	Low Round	Angel Cabrera
Round 1	19	38	12	46	1	72.250	Chad Campbell (65)	Chad Campbell (65)	T6
Round 2	9	25	11	60	7	73.740	Chad Campbell (135) Kenny Perry (135)	Anthony Kim (65)	3
Round 3	6	19	13	18	0	72.120	Angel Cabrera (205) Kenny Perry (205)	Ian Poulter (68) Sean O'Hair (68) Steve Stricker (68) Jim Furyk (68) Steve Flesch (68)	T1
Round 4	16	25	5	20	0	71.600	Angel Cabrera (276) Chad Campbell (276) Kenny Perry (276)	John Merrick (66)	T1
All Rounds	**50**	**107**	**41**	**144**	**8**	**72.606**			

2008 MASTERS TOURNAMENT
APRIL 10-13, 2008

Cut: 45 players at three-over-par 147 from a starting field of 94

Weather: The first round was delayed one hour from 8:00 a.m. to 9:00 a.m. due to fog. The third round was suspended at 1:00 p.m. due to dangerous weather approaching the area. Play resumed at 1:45 p.m. Windy Sunday with gusts to 30 mph.

Summary: Recording three rounds in the 60s to start the event, Trevor Immelman captured the 2008 Masters by three strokes over Tiger Woods and four over Stewart Cink and Brandt Snedeker. Immelman scored an eight-under-par 280 total. The South African, who first played in the Masters as an amateur in 1999, joined nine other players in Masters history who posted their first three rounds in the 60s. The 28-year-old played steady golf all week finishing first in driving accuracy (48 of 56), tied for second in greens in regulation (51 of 72), fourth in driving distance (287.5 yards) and tied for fourth in putts (112). Gary Player broke a tie with Arnold Palmer and competed in his 51st Masters.

PLAYER	POSITION	SCORES	TOTAL	PRIZE MONEY	STATUS
Trevor Immelman (South Africa)	1	68 68 69 75	280	$1,350,000	
Sterling Silver Replica Masters Trophy: Winner					
Gold Medal: Winner					
Crystal Vase: Day's Low Score (68), Round 1					
Tiger Woods	2	72 71 68 72	283	$810,000	
Silver Medal: Runner-up					
Sterling Silver Salver: Runner-up					
Crystal Vase: Day's Low Score (68), Round 3					
Pair of Crystal Goblets: Eagle, Round 1, Hole 15					
Stewart Cink	T3	72 69 71 72	284	$435,000	
Brandt Snedeker	T3	69 68 70 77	284	$435,000	
Pair of Crystal Goblets: Eagle, Round 4, Hole 2					
Steve Flesch	T5	72 67 69 78	286	$273,750	
Crystal Vase: Day's Low Score (67), Round 2					
Pair of Crystal Goblets: Eagle, Round 2, Hole 13					
Padraig Harrington (Ireland)	T5	74 71 69 72	286	$273,750	
Phil Mickelson	T5	71 68 75 72	286	$273,750	
Miguel Angel Jimenez (Spain)	T8	77 70 72 68	287	$217,500	
Pair of Crystal Goblets: Eagle, Round 2, Hole 13					
Crystal Vase: Day's Low Score (68), Round 4					
Pair of Crystal Goblets: Eagle, Round 4, Hole 7					
Robert Karlsson (Sweden)	T8	70 73 71 73	287	$217,500	
Pair of Crystal Goblets: Eagle, Round 4, Hole 15					
Andres Romero (Argentina)	T8	72 72 70 73	287	$217,500	
Paul Casey (England)	T11	71 69 69 79	288	$172,500	
Nick Watney	T11	75 70 72 71	288	$172,500	
Pair of Crystal Goblets: Eagle, Round 4, Hole 14					
Lee Westwood (England)	T11	69 73 73 73	288	$172,500	
Stuart Appleby (Australia)	T14	76 70 72 71	289	$135,000	
Sean O'Hair	T14	72 71 71 75	289	$135,000	
Vijay Singh (Fiji)	T14	72 71 72 74	289	$135,000	
Retief Goosen (South Africa)	T17	71 71 72 76	290	$112,500	
Pair of Crystal Goblets: Eagle, Round 2, Hole 13					
Pair of Crystal Goblets: Eagle, Round 3, Hole 13					
Henrik Stenson (Sweden)	T17	74 72 72 72	290	$112,500	
Mike Weir (Canada)	T17	73 68 75 74	290	$112,500	
Brian Bateman	T20	69 76 72 74	291	$84,300	
Zach Johnson	T20	70 76 68 77	291	$84,300	
Crystal Vase: Day's Low Score (68), Round 3					
Justin Leonard	T20	72 74 72 73	291	$84,300	
Pair of Crystal Goblets: Eagle, Round 4, Hole 13					
Bubba Watson	T20	74 71 73 73	291	$84,300	
Pair of Crystal Goblets: Eagle, Round 4, Hole 15					

2008 Masters Tournament (Continued)

PLAYER	POSITION	SCORES	TOTAL	PRIZE MONEY	STATUS
Boo Weekley	T20	72 74 68 77	291	$84,300	
Crystal Vase: Day's Low Score (68), Round 3					
Pair of Crystal Goblets: Eagle, Round 1, Hole 13					
Stephen Ames (Canada)	T25	70 70 77 75	292	$54,844	
Pair of Crystal Goblets: Eagle, Round 4, Hole 11					
Angel Cabrera (Argentina)	T25	73 72 73 74	292	$54,844	
J. B. Holmes	T25	73 70 73 76	292	$54,844	
Arron Oberholser	T25	71 70 74 77	292	$54,844	
Ian Poulter (England)	T25	70 69 75 78	292	$54,844	
Crystal Bowl: Hole-in-One, Round 1, Hole 16					
Adam Scott (Australia)	T25	75 71 70 76	292	$54,844	
Pair of Crystal Goblets: Eagle, Round 2, Hole 8					
Jeev Milkha Singh (India)	T25	71 74 72 75	292	$54,844	
Richard Sterne (South Africa)	T25	73 72 73 74	292	$54,844	
Nick Dougherty (England)	T33	74 69 74 76	293	$42,375	
Jim Furyk	T33	70 73 73 77	293	$42,375	
Heath Slocum	T33	71 76 77 69	293	$42,375	
Todd Hamilton	T36	74 73 75 73	295	$36,875	
Justin Rose (England)	T36	68 78 73 76	295	$36,875	
Crystal Vase: Day's Low Score (68), Round 1					
Johnson Wagner	T36	72 74 74 75	295	$36,875	
Niclas Fasth (Sweden)	T39	75 70 76 75	296	$33,000	
Pair of Crystal Goblets: Eagle, Round 3, Hole 2					
Geoff Ogilvy (Australia)	T39	75 71 76 74	296	$33,000	
K. J. Choi (Korea)	41	72 75 78 73	298	$30,750	
Robert Allenby (Australia)	T42	72 74 72 81	299	$28,500	
Pair of Crystal Goblets: Eagle, Round 3, Hole 10					
David Toms	T42	73 74 72 80	299	$28,500	
Ian Woosnam (Wales)	44	75 71 76 78	300	$26,250	
Sandy Lyle (Scotland)	45	72 75 78 77	302	$24,750	
Aaron Baddeley (Australia)		75 73	148	$10,000	
Michael Campbell (New Zealand)		77 71	148	$10,000	
Fred Couples		76 72	148	$10,000	
Luke Donald (England)		73 75	148	$10,000	
Ernie Els (South Africa)		74 74	148	$10,000	
Sergio Garcia (Spain)		76 72	148	$10,000	
Charles Howell III		78 70	148	$10,000	
Martin Kaymer (Germany)		76 72	148	$10,000	
Toru Taniguchi (Japan)		76 72	148	$10,000	
Brett Wetterich		73 75	148	$10,000	
Jonathan Byrd		75 74	149	$10,000	
Jerry Kelly		72 77	149	$10,000	
Hunter Mahan		77 72	149	$10,000	
Nick O'Hern (Australia)		74 75	149	$10,000	
Mark O'Meara		71 78	149	$10,000	
Rory Sabbatini (South Africa)		75 74	149	$10,000	
Craig Stadler		77 72	149	$10,000	
Pair of Crystal Goblets: Eagle, Round 2, Hole 13					
Daniel Chopra		72 78	150	$10,000	
Ben Curtis		75 75	150	$10,000	
Trip Kuehne		78 72	150		Amateur
Pair of Crystal Goblets: Eagle, Round 2, Hole 13					
Shaun Micheel		76 74	150	$10,000	
John Rollins		77 73	150	$10,000	
Steve Stricker		73 77	150	$10,000	
Camilo Villegas (Colombia)		73 77	150	$10,000	
Tom Watson		75 75	150	$10,000	

2008 Masters Tournament (Continued)

PLAYER	POSITION	SCORES	TOTAL	PRIZE MONEY	STATUS
Bernhard Langer (Germany)		74 77	151	$10,000	
Jose Maria Olazabal (Spain)		76 75	151	$10,000	
John Senden (Australia)		80 71	151	$10,000	
Vaughn Taylor		75 76	151	$10,000	
Michael Thompson		73 78	151		Amateur
Woody Austin		79 73	152	$10,000	
Tim Clark (South Africa)		77 75	152	$10,000	
Ben Crenshaw		75 77	152	$10,000	
Richard Green (Australia)		77 75	152	$10,000	
Shingo Katayama (Japan)		79 73	152	$10,000	
Peter Lonard (Australia)		71 81	152	$10,000	
Mark Calcavecchia		73 80	153	$10,000	
Soren Hansen (Denmark)		75 78	153	$10,000	
D. J. Trahan		76 77	153	$10,000	
Scott Verplank		77 76	153	$10,000	
Raymond Floyd		80 74	154	$10,000	
Liang Wen Chong (China)		76 78	154	$10,000	
Anders Hansen (Denmark)		80 75	155	$10,000	
Drew Weaver		76 80	156		Amateur
Steve Lowery		81 76	157	$10,000	
Larry Mize		77 81	158	$10,000	
Fuzzy Zoeller		81 79	160	$10,000	
Gary Player (South Africa)		83 78	161	$10,000	
Prayad Marksaeng (Thailand)	Withdrew	82		$10,000	
TOTAL				$7,526,502	

2008 Cumulative Course Statistics

Hole	Yards	Par	Average	Rank*	Eagles	Birdies	Pars	Bogeys	Double Bogeys	Other
1	455	4	4.244	4	0	20	177	75	5	1
2	575	5	4.820	16	2	89	150	32	4	1
3	350	4	4.028	14	0	44	186	44	4	0
4	240	3	3.233	5	0	17	182	76	3	0
5	455	4	4.230	6	0	18	183	73	3	1
6	180	3	3.104	11	0	36	183	55	2	2
7	450	4	4.251	3	1	24	162	86	5	0
8	570	5	4.794	17	1	83	170	20	4	0
9	460	4	4.197	7	0	31	167	74	6	0
Out	**3,735**	**36**	**36.906**		**4**	**362**	**1,560**	**535**	**36**	**5**
10	495	4	4.296	2	1	14	173	80	9	0
11	505	4	4.350	1	1	23	149	88	14	2
12	155	3	3.093	13	0	40	187	38	9	3
13	510	5	4.837	15	8	87	137	33	11	1
14	440	4	4.097	12	1	32	186	55	3	0
15	530	5	4.776	18	3	94	153	17	9	1
16	170	3	3.126	10	1	41	172	49	13	1
17	440	4	4.148	9	0	32	174	69	2	0
18	465	4	4.158	8	0	33	172	67	5	0
In	**3,710**	**36**	**36.884**		**15**	**396**	**1,503**	**496**	**75**	**8**
Total	**7,445**	**72**	**73.790**		**19**	**758**	**3,063**	**1,031**	**111**	**13**

*Holes ranked from 1 (most difficult) to 18 (least difficult)

Scoring Summary

	Below 70	Under Par	Par	Over Par	80 & Over	Course Average	Round Leader	Low Round	Trevor Immelman
Round 1	5	18	14	62	7	74.181	Justin Rose (68) Trevor Immelman (68)	Justin Rose (68) Trevor Immelman (68)	T1
Round 2	10	29	11	54	4	73.170	Trevor Immelman (136)	Steve Flesch (67)	1
Round 3	7	13	11	21	0	72.578	Trevor Immelman (205)	Boo Weekley (68) Tiger Woods (68) Zach Johnson (68)	1
Round 4	2	4	5	36	2	74.667	Trevor Immelman (280)	Miguel Angel Jimenez (68)	1
All Rounds	**24**	**64**	**41**	**173**	**13**	**73.658**			

2007 MASTERS TOURNAMENT
APRIL 5-8, 2007

Cut: 60 players at eight-over-par 152 from a starting field of 97

Weather: Sunny, but unseasonably cold with strong winds. On Saturday temperatures were in the mid-40s to low 50s with wind gusts up to 33 mph.

Summary: Zach Johnson stuck to a carefully devised game plan not going for any par 5s in two shots and finished 11 under par on those holes to win the 2007 Masters. Johnson's total of one-over-par 289 equaled the highest four-day total in Masters history tying Sam Snead (1954) and Jack Burke (1956). Johnson birdied three of the final six holes Sunday and made a key par save at No. 18 with a deft chip. He defeated Tiger Woods, Retief Goosen and Rory Sabbatini by two strokes. The tradition of the Honorary Starter returned to the Masters when Arnold Palmer became the seventh player to hit an opening tee shot. Palmer's long-time friend and rival, Gary Player, competed in his 50th Masters and Fred Couples made his 23rd consecutive cut, tying Player's all-time mark.

PLAYER	POSITION	SCORES	TOTAL	PRIZE MONEY	STATUS
Zach Johnson	1	71 73 76 69	289	$1,305,000	
Sterling Silver Replica Masters Trophy: Winner					
Gold Medal: Winner					
Crystal Vase: Day's Low Score (69), Round 4					
Retief Goosen (South Africa)	T2	76 76 70 69	291	$541,333	
Silver Medal: Runner-up					
Sterling Silver Salver: Runner-up					
Crystal Vase: Day's Low Score (70), Round 3					
Crystal Vase: Day's Low Score (69), Round 4					
Rory Sabbatini (South Africa)	T2	73 76 73 69	291	$541,333	
Silver Medal: Runner-up					
Sterling Silver Salver: Runner-up					
Crystal Vase: Day's Low Score (69), Round 4					
Pair of Crystal Goblets: Eagle, Round 4, Hole 8					
Tiger Woods	T2	73 74 72 72	291	$541,333	
Silver Medal: Runner-up					
Sterling Silver Salver: Runner-up					
Pair of Crystal Goblets: Eagle, Round 4, Hole 13					
Jerry Kelly	T5	75 69 78 70	292	$275,500	
Pair of Crystal Goblets: Eagle, Round 4, Hole 13					
Justin Rose (England)	T5	69 75 75 73	292	$275,500	
Crystal Vase: Day's Low Score (69), Round 1					
Stuart Appleby (Australia)	T7	75 70 73 75	293	$233,812	
Padraig Harrington (Ireland)	T7	77 68 75 73	293	$233,812	
Crystal Vase: Day's Low Score (68), Round 2					
Pair of Crystal Goblets: Eagle, Round 4, Hole 13					
David Toms	9	70 78 74 72	294	$210,250	
Paul Casey (England)	T10	79 68 77 71	295	$181,250	
Crystal Vase: Day's Low Score (68), Round 2					
Pair of Crystal Goblets: Eagle, Round 2, Hole 2					
Luke Donald (England)	T10	73 74 75 73	295	$181,250	
Pair of Crystal Goblets: Eagle, Round 2, Hole 2					
Pair of Crystal Goblets: Eagle, Round 4, Hole 8					
Vaughn Taylor	T10	71 72 77 75	295	$181,250	
Tim Clark (South Africa)	T13	71 71 80 74	296	$135,937	
Jim Furyk	T13	75 71 76 74	296	$135,937	
Ian Poulter (England)	T13	75 75 76 70	296	$135,937	
Vijay Singh (Fiji)	T13	73 71 79 73	296	$135,937	
Stewart Cink	T17	77 75 75 70	297	$108,750	
Tom Pernice Jr.	T17	75 72 79 71	297	$108,750	
Pair of Crystal Goblets: Eagle, Round 4, Hole 2					
Henrik Stenson (Sweden)	T17	72 76 77 72	297	$108,750	
Pair of Crystal Goblets: Eagle, Round 3, Hole 13					

2007 Masters Tournament (Continued)

PLAYER	POSITION	SCORES	TOTAL	PRIZE MONEY	STATUS
Mark Calcavecchia	T20	76 71 78 73	298	$84,462	
Pair of Crystal Goblets: Eagle, Round 4, Hole 2					
Lucas Glover	T20	74 71 79 74	298	$84,462	
Pair of Crystal Goblets: Eagle, Round 2, Hole 15					
John Rollins	T20	77 74 76 71	298	$84,462	
Mike Weir (Canada)	T20	75 72 80 71	298	$84,462	
Stephen Ames (Canada)	T24	76 76 77 72	299	$63,800	
Pair of Crystal Goblets: Eagle, Round 4, Hole 13					
Phil Mickelson	T24	76 73 73 77	299	$63,800	
Geoff Ogilvy (Australia)	T24	75 70 81 73	299	$63,800	
Pair of Crystal Goblets: Eagle, Round 3, Hole 13					
K. J. Choi (Korea)	T27	75 75 74 76	300	$53,650	
Davis Love III	T27	72 77 77 74	300	$53,650	
Adam Scott (Australia)	T27	74 78 76 72	300	$53,650	
Fred Couples	T30	76 76 78 71	301	$43,085	
Charles Howell III	T30	75 77 75 74	301	$43,085	
Robert Karlsson (Sweden)	T30	77 73 79 72	301	$43,085	
Scott Verplank	T30	73 77 76 75	301	$43,085	
Lee Westwood (England)	T30	79 73 72 77	301	$43,085	
Dean Wilson	T30	75 72 76 78	301	$43,085	
Y. E. Yang (Korea)	T30	75 74 78 74	301	$43,085	
Angel Cabrera (Argentina)	T37	77 75 79 71	302	$31,900	
J.J.Henry	T37	71 78 77 76	302	$31,900	
Tim Herron	T37	72 75 83 72	302	$31,900	
Rod Pampling (Australia)	T37	77 75 74 76	302	$31,900	
Jeev Milkha Singh (India)	T37	72 75 76 79	302	$31,900	
Brett Wetterich	T37	69 73 83 77	302	$31,900	
Crystal Vase: Day's Low Score (69), Round 1					
Sandy Lyle (Scotland)	43	79 73 80 71	303	$26,825	
Bradley Dredge (Wales)	T44	75 70 76 83	304	$22,533	
David Howell (England)	T44	70 75 82 77	304	$22,533	
Pair of Crystal Goblets: Eagle, Round 1, Hole 15					
Miguel Angel Jimenez (Spain)	T44	79 73 76 76	304	$22,533	
Shingo Katayama (Japan)	T44	79 72 80 73	304	$22,533	
Jose Maria Olazabal (Spain)	T44	74 75 78 77	304	$22,533	
Jeff Sluman	T49	76 75 79 75	305	$18,560	
Craig Stadler	T49	74 73 79 79	305	$18,560	
Brett Quigley	51	76 76 79 75	306	$17,835	
Pair of Crystal Goblets: Eagle, Round 4, Hole 13					
Arron Baddeley (Australia)	T52	79 72 76 80	307	$17,255	
Carl Pettersson (Sweden)	T52	76 76 79 76	307	$17,255	
Rich Beem	54	71 81 75 81	308	$16,820	
Pair of Crystal Goblets: Eagle, Round 1, Hole 13					
Pair of Crystal Goblets: Eagle, Round 4, Hole 13					
Ben Crenshaw	T55	76 74 84 75	309	$16,530	
Niclas Fasth (Sweden)	T55	77 75 77 80	309	$16,530	
Trevor Immelman (South Africa)	T55	74 77 81 77	309	$16,530	
Arron Oberholser	58	74 76 84 76	310	$16,240	
Billy Mayfair	59	76 75 83 77	311	$16,095	
Fuzzy Zoeller	60	74 78 79 82	313	$15,950	
Michael Campbell (New Zealand)		76 77	153	$10,000	
Chris DiMarco		75 78	153	$10,000	
Colin Montgomerie (Scotland)		76 77	153	$10,000	
Mark O'Meara		77 76	153	$10,000	
Tom Watson		75 78	153	$10,000	
Thomas Bjorn (Denmark)		77 77	154	$10,000	
Bart Bryant		72 82	154	$10,000	

2007 Masters Tournament (Continued)

PLAYER	POSITION	SCORES	TOTAL	PRIZE MONEY	STATUS
Chad Campbell		77 77	154	$10,000	
Darren Clarke (N. Ireland)		83 71	154	$10,000	
Ernie Els (South Africa)		78 76	154	$10,000	
Sergio Garcia (Spain)		76 78	154	$10,000	
Todd Hamilton		74 80	154	$10,000	
John Kelly		77 77	154		Amateur
Joe Durant		80 75	155	$10,000	
Fred Funk		82 73	155	$10,000	
Bernhard Langer (Germany)		78 77	155	$10,000	
Ben Curtis		76 80	156	$10,000	
Nick O'Hern (Australia)		76 80	156	$10,000	
Richie Ramsey (Scotland)		76 80	156		Amateur
Steve Stricker		77 79	156	$10,000	
Ben Crane		79 78	157	$10,000	
Johan Edfors (Sweden)		78 79	157	$10,000	
Raymond Floyd		77 80	157	$10,000	
Kenneth Ferrie (England)		75 83	158	$10,000	
Paul Goydos		79 79	158	$10,000	
Troy Matteson		79 79	158	$10,000	
Pair of Crystal Goblets: Eagle, Round 2, Hole 2					
Robert Allenby (Australia)		79 80	159	$10,000	
Shaun Micheel		82 77	159	$10,000	
Gary Player (South Africa)		83 77	160	$10,000	
Larry Mize		83 78	161	$10,000	
Julien Guerrier (France)		83 81	164		Amateur
Hideto Tanihara (Japan)		85 79	164	$10,000	
Camilo Villegas (Columbia)		80 85	165	$10,000	
Casey Watabu		87 78	165		Amateur
Dave Womack		84 81	165		Amateur
Seve Ballesteros (Spain)		86 80	166	$10,000	
Ian Woosnam (Wales)	Withdrew			$10,000	
TOTAL				**$7,418,464**	

2007 Cumulative Course Statistics

Hole	Yards	Par	Average	Rank*	Eagles	Birdies	Pars	Bogeys	Double Bogeys	Other
1	455	4	4.474	2	0	13	162	117	17	3
2	575	5	4.775	17	5	101	169	34	2	1
3	350	4	4.137	T13	0	38	207	54	12	1
4	240	3	3.416	4	0	11	176	111	12	2
5	455	4	4.314	8	0	22	187	88	13	2
6	180	3	3.189	12	0	30	198	79	5	0
7	450	4	4.294	10	0	31	176	88	16	1
8	570	5	4.766	18	2	103	175	30	2	0
9	460	4	4.137	T13	0	27	218	65	1	1
Out	**3,735**	**36**	**37.506**		**7**	**376**	**1,668**	**666**	**80**	**11**
10	495	4	4.375	6	0	21	174	99	15	3
11	505	4	4.509	1	0	15	154	117	22	4
12	155	3	3.400	5	0	27	177	72	30	6
13	510	5	4.846	16	9	89	167	38	6	3
14	440	4	4.320	7	0	31	161	109	11	0
15	530	5	4.980	15	2	81	170	47	6	6
16	170	3	3.304	9	0	21	183	101	6	1
17	440	4	4.214	11	0	33	185	89	4	1
18	465	4	4.423	3	0	26	147	124	12	3
In	**3,710**	**36**	**38.375**		**11**	**344**	**1,518**	**796**	**112**	**27**
Total	**7,445**	**72**	**75.881**		**18**	**720**	**3,186**	**1,462**	**192**	**38**

*Holes ranked from 1 (most difficult) to 18 (least difficult)

Scoring Summary

	Below 70	Under Par	Par	Over Par	80 & Over	Course Average	Round Leader	Low Round	Zach Johnson
Round 1	2	9	5	82	12	76.188	Brett Wetterich (69) Justin Rose (69)	Brett Wetterich (69) Justin Rose (69)	T5
Round 2	3	12	6	78	13	75.625	Brett Wetterich (142) Tim Clark (142)	Padraig Harrington (68) Paul Casey (68)	T4
Round 3	0	1	2	57	12	77.350	Stuart Appleby (218)	Retief Goosen (70)	T4
Round 4	3	13	7	40	5	74.333	Zach Johnson (289)	Retief Goosen (69) Rory Sabbatini (69) Zach Johnson (69)	1
All Rounds	**8**	**35**	**20**	**257**	**42**	**75.881**			



2006 MASTERS TOURNAMENT
APRIL 6-9, 2006

Cut: 47 players at four-over-par 148 from a starting field of 90
Weather: The third round was suspended from 1:02 p.m until 5:20 p.m. due to thunderstorms. It was then suspended due to darkness at 7:40 p.m. with 36 players left on the course. Play resumed at 7:45 a.m. Sunday morning. The fourth round began at 11:10 a.m.
Summary: Capturing his second Masters in his last three starts, Phil Mickelson scored a two-stroke victory over South African Tim Clark to win the 2006 Masters. Mickelson shot a final round 69 for a four day total 281, seven-under-par. He won his first Masters in 2004 with a birdie on the 72nd hole. Clark's final round 69 featured five birdies including holing out from the sand on No. 18. Fred Couples, playing in the final group with Mickelson, second round leader Chad Campbell and defending champion Tiger Woods were among five players tied for third. Also at T3, two-time Masters winner Jose Maria Olazabal scored the Tournament's low round with a 66 on Sunday.

PLAYER	POSITION	SCORES	TOTAL	PRIZE MONEY	STATUS
Phil Mickelson	1	70 72 70 69	281	$1,260,000	
Sterling Silver Replica Masters Trophy: Winner					
Gold Medal: Winner					
Tim Clark (South Africa)	2	70 72 72 69	283	$756,000	
Silver Medal: Runner-up					
Sterling Silver Salver: Runner-up					
Pair of Crystal Goblets: Eagle, Round 1, Hole 13					
Chad Campbell	T3	71 67 75 71	284	$315,700	
Crystal Vase: Day's Low Score (67), Round 2					
Fred Couples	T3	71 70 72 71	284	$315,700	
Retief Goosen (South Africa)	T3	70 73 72 69	284	$315,700	
Jose Maria Olazabal (Spain)	T3	76 71 71 66	284	$315,700	
Crystal Vase: Day's Low Score (66), Round 4					
Pair of Crystal Goblets: Eagle, Round 1, Hole 13					
Pair of Crystal Goblets: Eagle, Round 4, Hole 15					
Tiger Woods	T3	72 71 71 70	284	$315,700	
Pair of Crystal Goblets: Eagle, Round 1, Hole 14					
Angel Cabrera (Argentina)	T8	73 74 70 68	285	$210,000	
Pair of Crystal Goblets: Eagle, Round 4, Hole 15					
Vijay Singh (Fiji)	T8	67 74 73 71	285	$210,000	
Crystal Vase: Day's Low Score (67), Round 1					
Stewart Cink	10	72 73 71 70	286	$189,000	
Stephen Ames (Canada)	T11	74 70 70 73	287	$161,000	
Miguel Angel Jimenez (Spain)	T11	72 74 69 72	287	$161,000	
Mike Weir (Canada)	T11	71 73 73 70	287	$161,000	
Billy Mayfair	T14	71 72 73 72	288	$129,500	
Arron Oberholser	T14	69 75 73 71	288	$129,500	
Pair of Crystal Goblets: Eagle, Round 1, Hole 15					
Pair of Crystal Goblets: Eagle, Round 2, Hole 13					
Geoff Ogilvy (Australia)	T16	70 75 73 71	289	$112,000	
Rod Pampling (Australia)	T16	72 73 72 72	289	$112,000	
Scott Verplank	T16	74 70 74 71	289	$112,000	
Stuart Appleby (Australia)	T19	71 75 73 71	290	$91,000	
David Howell (England)	T19	71 71 76 72	290	$91,000	
Nick O'Hern (Australia)	T19	71 72 76 71	290	$91,000	
Robert Allenby (Australia)	T22	73 73 74 71	291	$67,200	
Darren Clarke (N. Ireland)	T22	72 70 72 77	291	$67,200	
Pair of Crystal Goblets: Eagle, Round 1, Hole 2					
Pair of Crystal Goblets: Eagle, Round 3, Hole 13					
Jim Furyk	T22	73 75 68 75	291	$67,200	
Crystal Vase: Day's Low Score (68), Round 3					

2006 Masters Tournament (Continued)

PLAYER	POSITION	SCORES	TOTAL	PRIZE MONEY	STATUS
Mark Hensby (Australia)	T22	80 67 70 74	291	$67,200	
Crystal Vase: Day's Low Score (67), Round 2					
Pair of Crystal Goblets: Eagle, Round 2, Hole 13					
Davis Love III	T22	74 71 74 72	291	$67,200	
Pair of Crystal Goblets: Eagle, Round 3, Hole 13					
Ernie Els (South Africa)	T27	71 71 74 76	292	$49,700	
Padraig Harrington (Ireland)	T27	73 70 75 74	292	$49,700	
Shingo Katayama (Japan)	T27	75 70 73 74	292	$49,700	
Carl Pettersson (Sweden)	T27	72 74 73 73	292	$49,700	
Pair of Crystal Goblets: Eagle, Round 1, Hole 15					
Adam Scott (Australia)	T27	72 74 75 71	292	$49,700	
Pair of Crystal Goblets: Eagle, Round 1, Hole 13 69					
Thomas Bjorn (Denmark)	T32	73 75 76 69	293	$40,512	
Brandt Jobe	T32	72 76 77 68	293	$40,512	
Pair of Crystal Goblets: Eagle, Round 2, Hole 10					
Pair of Crystal Goblets: Eagle, Round 4, Hole 7					
Zach Johnson	T32	74 72 77 70	293	$40,512	
Ted Purdy	T32	72 76 74 71	293	$40,512	
Pair of Crystal Goblets: Eagle, Round 1, Hole 13					
Tim Herron	T36	76 71 71 76	294	$34,416	
Pair of Crystal Goblets: Eagle, Round 4, Hole 2					
Rocco Mediate	T36	68 73 73 80	294	$34,416	
Rory Sabbatini (South Africa)	T36	76 70 74 74	294	$34,416	
Pair of Crystal Goblets: Eagle, Round 2, Hole 11					
Jason Bohn	T39	73 71 77 74	295	$30,100	
Ben Curtis	T39	71 74 77 73	295	$30,100	
Justin Leonard	T39	75 70 79 71	295	$30,100	
Pair of Crystal Goblets: Eagle, Round 2, Hole 13					
Rich Beem	T42	71 73 73 79	296	$25,900	
Luke Donald (England)	T42	74 72 76 74	296	$25,900	
Larry Mize	T42	75 72 77 72	296	$25,900	
Olin Browne	45	74 69 80 74	297	$23,100	
Pair of Crystal Goblets: Eagle, Round 1, Hole 13					
Sergio Garcia (Spain)	46	72 74 79 73	298	$21,700	
Ben Crenshaw	47	71 72 78 79	300	$20,300	
Bart Bryant		76 73	149	$5,000	
Michael Campbell (New Zealand)		75 74	149	$5,000	
Pair of Crystal Goblets: Eagle, Round 2, Hole 13					
Ben Crane		74 75	149	$5,000	
Thomas Levet (France)		78 71	149	$5,000	
Pair of Crystal Goblets: Eagle, Round 1, Hole 15					
Colin Montgomerie (Scotland)		74 75	149	$5,000	
Vaughn Taylor		75 74	149	$5,000	
Ian Woosnam (Wales)		77 72	149	$5,000	
Chris DiMarco		76 74	150	$5,000	
Pair of Crystal Goblets: Eagle, Round 2, Hole 18					
Todd Hamilton		74 76	150	$5,000	
Peter Lonard (Australia)		76 74	150	$5,000	
David Toms		72 78	150	$5,000	
Lee Westwood (England)		75 75	150	$5,000	
Lucas Glover		73 78	151	$5,000	
Pair of Crystal Goblets: Eagle, Round 2, Hole 15					
Trevor Immelman (South Africa)		75 76	151	$5,000	
Tom Lehman		76 75	151	$5,000	
Joe Ogilvie		74 77	151	$5,000	
Pair of Crystal Goblets: Eagle, Round 1, Hole 13					

2006 Masters Tournament (Continued)

PLAYER	POSITION	SCORES	TOTAL	PRIZE MONEY	STATUS
Henrik Stenson (Sweden)		77 74	151	$5,000	
K. J. Choi (Korea)		76 76	152	$5,000	
Raymond Floyd		79 73	152	$5,000	
Shaun Micheel		82 70	152	$5,000	
Pair of Crystal Goblets: Eagle, Round 2, Hole 8					
Sean O'Hair		76 76	152	$5,000	
John Daly		74 79	153	$5,000	
Nick Faldo (England)		79 74	153	$5,000	
Pair of Crystal Goblets: Eagle, Round 2, Hole 13					
Thongchai Jaidee (Thailand)		78 75	153	$5,000	
Bernhard Langer (Germany)		79 74	153	$5,000	
Shigeki Maruyama (Japan)		79 75	154	$5,000	
Mark O'Meara		82 72	154	$5,000	
Tom Watson		79 75	154	$5,000	
Brian McElhinney (Ireland)		80 75	155		Amateur
Paul McGinley (Ireland)		78 77	155	$5,000	
Craig Stadler		77 78	155	$5,000	
Pair of Crystal Goblets: Eagle, Round 2, Hole 13					
Mark Calcavecchia		80 76	156	$5,000	
Fred Funk		76 81	157	$5,000	
Edoardo Molinari (Italy)		80 77	157		Amateur
David Duval		84 75	159	$5,000	
Clay Ogden		83 76	159		Amateur
Fuzzy Zoeller		78 81	159	$5,000	
Dillon Dougherty		82 78	160		Amateur
Kevin Marsh		79 81	160		Amateur
Gary Player (South Africa)		79 81	160	$5,000	
Sandy Lyle (Scotland)		80 81	161	$5,000	
Pair of Crystal Goblets, Eagle, Round 1, Hole 15					
Charles Coody		89 74	163	$5,000	
Charles Howell III		80 84	164	$5,000	
TOTAL				**$6,827,396**	

2006 Cumulative Course Statistics

Hole	Yards	Par	Average	Rank*	Eagles	Birdies	Pars	Bogeys	Double Bogeys	Other
1	455	4	4.248	4	0	29	157	80	7	1
2	575	5	4.832	15	2	97	137	26	9	3
3	350	4	4.003	14	0	44	189	37	4	0
4	240	3	3.208	T7	0	24	174	71	5	0
5	455	4	4.222	5	0	17	184	68	5	0
6	180	3	3.124	12	0	29	189	49	7	0
7	450	4	4.215	6	1	29	165	68	11	0
8	570	5	4.777	16	1	90	157	22	3	1
9	460	4	4.171	9	0	24	188	55	6	1
Out	**3,735**	**36**	**36.802**		**4**	**383**	**1,540**	**476**	**57**	**6**
10	495	4	4.273	3	1	17	177	65	13	1
11	505	4	4.474	1	1	6	158	86	19	4
12	155	3	3.208	T7	0	29	186	41	13	5
13	510	5	4.755	17	14	96	120	33	9	2
14	440	4	4.167	10	1	30	172	64	7	0
15	530	5	4.751	18	7	94	144	22	4	3
16	170	3	3.131	11	0	34	177	57	5	1
17	440	4	4.284	2	0	19	167	79	9	0
18	465	4	4.094	13	1	34	179	58	2	0
In	**3,710**	**36**	**37.142**		**25**	**359**	**1,480**	**505**	**81**	**16**
Total	**7,445**	**72**	**73.945**		**29**	**742**	**3,020**	**981**	**138**	**22**

*Holes ranked from 1 (most difficult) to 18 (least difficult)

Scoring Summary

	Below 70	Under Par	Par	Over Par	80 & Over	Course Average	Round Leader	Low Round	Phil Mickelson
Round 1	3	18	11	61	12	74.944	Vijay Singh (67)	Vijay Singh (67)	T4
Round 2	3	20	10	60	6	73.967	Chad Campbell (138)	Chad Campbell (67) Mark Hensby (67)	T5
Round 3	2	10	5	32	1	73.723	Phil Mickelson (212)	Jim Furyk (68)	1
Round 4	7	23	6	18	1	72.213	Phil Mickelson (281)	Jose Maria Olazabal (66)	1
All Rounds	**15**	**71**	**32**	**171**	**20**	**73.945**			



2005 MASTERS TOURNAMENT
APRIL 7-10, 2005

Cut: 50 players at four-over-par 148 from a starting field of 93

Weather: The start of the first round was delayed until 1:30 p.m. due to weather, with a two-tee start. The round was suspended due to darkness at 7:23 p.m. with 68 players on the course. The second round had a two-tee start and play was suspended at 4:00 p.m. A two-tee start was also used for the third round, which was suspended due to darkness at 7:35 p.m., with 44 players on the course.

Summary: Tiger Woods scored a memorable chip-in at No. 16, then defeated Chris DiMarco with a 15-foot birdie putt on the first playoff hole (No. 18) and became only the third person to win at least four Masters Tournaments, joining Jack Nicklaus (6) and Arnold Palmer (4). It was the 13th playoff, seventh in sudden death, in Masters history. Beginning the third round six strokes behind DiMarco, a record-tying seven-hole birdie streak beginning on No. 7 moved Woods into first place by three strokes. Both Woods and DiMarco completed nine holes of the third round Sunday morning. After 45 holes, Woods trailed by four strokes.

PLAYER	POSITION	SCORES	TOTAL	PRIZE MONEY	STATUS
Tiger Woods	1	74 66 65 71	276	$1,260,000	Playoff
Sterling Silver Replica Masters Trophy: Winner					
Gold Medal: Winner					
Crystal Vase: Day's Low Score (66), Round 2					
Crystal Vase: Day's Low Score (65), Round 3					
Chris DiMarco	2	67 67 74 68	276	$756,000	Playoff
Silver Medal: Runner-up					
Sterling Silver Salver: Runner-up					
Crystal Vase: Day's Low Score (67), Round 1					
Luke Donald (England)	T3	68 77 69 69	283	$406,000	
Pair of Crystal Goblets: Eagle, Round 4, Hole 13					
Pair of Crystal Goblets: Eagle, Round 4, Hole 15					
Retief Goosen (South Africa)	T3	71 75 70 67	283	$406,000	
Crystal Vase: Day's Low Score (67), Round 4					
Mark Hensby (Australia)	T5	69 73 70 72	284	$237,300	
Trevor Immelman (South Africa)	T5	73 73 65 73	284	$237,300	
Crystal Vase: Day's Low Score (65), Round 3					
Crystal Bowl: Hole-in-One, Round 4, Hole 16					
Rod Pampling (Australia)	T5	73 71 70 70	284	$237,300	
Vijay Singh (Fiji)	T5	68 73 71 72	284	$237,300	
Mike Weir (Canada)	T5	74 71 68 71	284	$237,300	
Phil Mickelson	10	70 72 69 74	285	$189,000	
Tim Herron	T11	76 68 70 72	286	$168,000	
David Howell (England)	T11	72 69 76 69	286	$168,000	
Pair of Crystal Goblets: Eagle, Round 4, Hole 2					
Tom Lehman	T13	74 74 70 69	287	$135,334	
Pair of Crystal Goblets: Eagle, Round 3, Hole 13					
Justin Leonard	T13	75 71 70 71	287	$135,334	
Thomas Levet (France)	T13	71 75 68 73	287	$135,334	
Ryan Moore	T13	71 71 75 70	287		Amateur
Sterling Silver Cup: Low Amateur					
Chad Campbell	T17	73 73 67 75	288	$112,000	
Darren Clarke (N. Ireland)	T17	72 76 69 71	288	$112,000	
Kirk Triplett	T17	75 68 72 73	288	$112,000	
Pair of Crystal Goblets: Eagle, Round 2, Hole 13					
Stewart Cink	T20	72 72 74 71	289	$84,840	
Jerry Kelly	T20	75 70 73 71	289	$84,840	
Bernhard Langer (Germany)	T20	74 74 70 71	289	$84,840	
Jeff Maggert	T20	74 74 72 69	289	$84,840	
Pair of Crystal Goblets: Eagle, Round 4, Hole 13					
Scott Verplank	T20	72 75 69 73	289	$84,840	

2005 Masters Tournament (Continued)

PLAYER	POSITION	SCORES	TOTAL	PRIZE MONEY	STATUS
Thomas Bjorn (Denmark)	T25	71 67 71 81	290	$61,600	
Pair of Crystal Goblets: Eagle, Round 2, Hole 13					
Pair of Crystal Goblets: Eagle, Round 2, Hole 15					
Joe Ogilvie	T25	74 73 73 70	290	$61,600	
Pair of Crystal Goblets: Eagle, Round 4, Hole 15					
Craig Parry (Australia)	T25	72 75 69 74	290	$61,600	
Jim Furyk	28	76 67 74 74	291	$53,900	
Steve Flesch	T29	76 70 70 76	292	$50,750	
Kenny Perry	T29	76 68 71 77	292	$50,750	
Miguel Angel Jimenez (Spain)	T31	74 74 73 72	293	$46,550	
Pair of Crystal Goblets: Eagle, Round 4, Hole 15					
Mark O'Meara	T31	72 74 72 75	293	$46,550	
K. J. Choi (Korea)	T33	73 72 76 73	294	$39,620	
Shingo Katayama (Japan)	T33	72 74 73 75	294	$39,620	
Luke List	T33	77 69 78 70	294		Amateur
Silver Medal: Low Amateur Runner-up					
Ian Poulter (England)	T33	72 74 72 76	294	$39,620	
Pair of Crystal Goblets: Eagle, Round 4, Hole 15					
Adam Scott (Australia)	T33	71 76 72 75	294	$39,620	
Pair of Crystal Goblets: Eagle, Round 4, Hole 13					
Casey Wittenberg	T33	72 72 74 76	294	$39,620	
Tim Clark (South Africa)	T39	74 74 72 75	295	$32,200	
Fred Couples	T39	75 71 77 72	295	$32,200	
Todd Hamilton	T39	77 70 71 77	295	$32,200	
Ryan Palmer	T39	70 74 74 77	295	$32,200	
Stuart Appleby (Australia)	T43	69 76 72 79	296	$28,000	
Jonathan Kaye	T43	72 74 76 74	296	$28,000	
Stephen Ames (Canada)	T45	73 74 75 75	297	$25,200	
Nick O'Hern (Australia)	T45	72 72 76 77	297	$25,200	
Ernie Els (South Africa)	47	75 73 78 72	298	$23,100	
Pair of Crystal Goblets: Eagle, Round 4, Hole 13					
Jay Haas	48	76 71 76 78	301	$21,700	
Chris Riley	49	71 77 78 78	304	$20,300	
Craig Stadler	50	75 73 79 79	306	$19,180	
Carlos Franco (Paraguay)		76 73	149	$5,000	
Sergio Garcia (Spain)		77 72	149	$5,000	
Padraig Harrington (Ireland)		72 77	149	$5,000	
Charles Howell III		73 76	149	$5,000	
Graeme McDowell (N. Ireland)		79 70	149	$5,000	
Robert Allenby (Australia)		77 73	150	$5,000	
Angel Cabrera (Argentina)		77 73	150	$5,000	
Fred Funk		72 78	150	$5,000	
Lee Westwood (England)		78 72	150	$5,000	
Joakim Haeggman (Sweden)		79 72	151	$5,000	
Davis Love III		76 75	151	$5,000	
Jesper Parnevik (Sweden)		77 74	151	$5,000	
Bo Van Pelt		76 75	151	$5,000	
Rich Beem		75 77	152	$5,000	
Ben Curtis		80 72	152	$5,000	
David Duval		75 77	152	$5,000	
Raymond Floyd		76 76	152	$5,000	
Fredrik Jacobson (Sweden)		77 75	152	$5,000	
Zach Johnson		81 71	152	$5,000	
Peter Lonard (Australia)		75 77	152	$5,000	
Sandy Lyle (Scotland)		74 78	152	$5,000	
Rory Sabbatini (South Africa)		80 72	152	$5,000	
Pair of Crystal Goblets: Eagle, Round 1, Hole 8					

2005 Masters Tournament (Continued)

PLAYER	POSITION	SCORES	TOTAL	PRIZE MONEY	STATUS
David Toms		77 75	152	$5,000	
Shaun Micheel		75 78	153	$5,000	
Larry Mize		78 75	153	$5,000	
Jack Nicklaus		77 76	153	$5,000	
Jose Maria Olazabal (Spain)		77 76	153	$5,000	
Tom Watson		77 76	153	$5,000	
John Daly		80 74	154	$5,000	
Nick Price (Zimbabwe)		78 76	154	$5,000	
Ted Purdy		77 78	155	$5,000	
Ben Crenshaw		76 80	156	$5,000	
Ian Woosnam (Wales)		78 78	156	$5,000	
Paul Casey (England)		79 78	157	$5,000	
Austin Eaton III		81 77	158		Amateur
Shigeki Maruyama (Japan)		82 76	158	$5,000	
Tommy Aaron		79 82	161	$5,000	
Fuzzy Zoeller		84 78	162	$5,000	
Stuart Wilson (Scotland)		82 82	164		Amateur
Gary Player (South Africa)		88 79	167	$5,000	
Charles Coody		88 83	171	$5,000	
Billy Casper	Withdrew			$5,000	
Nick Faldo (England)	Withdrew			$5,000	
TOTAL				$6,861,580	

MASTERS QUOTES

"Got a great break on 16, didn't go in the bunker, didn't go in the rough and somehow an earthquake happened and it fell in the hole."

— *Tiger Woods, 2005*

2005 Cumulative Course Statistics

Hole	Yards	Par	Average	Rank*	Eagles	Birdies	Pars	Bogeys	Double Bogeys	Other
1	435	4	4.219	6	0	17	198	57	11	0
2	575	5	4.837	15	1	82	168	28	3	1
3	350	4	3.978	14	0	57	177	47	2	0
4	205	3	3.272	3	0	16	185	73	7	2
5	455	4	4.169	10	0	22	195	63	2	1
6	180	3	3.180	8	0	28	184	64	6	1
7	410	4	4.134	12	0	43	162	75	3	0
8	570	5	4.823	16	1	79	175	25	3	0
9	460	4	4.170	9	0	30	180	67	4	1
Out	**3,640**	**36**	**36.785**		**2**	**374**	**1,624**	**499**	**41**	**6**
10	495	4	4.304	2	0	15	177	81	8	1
11	490	4	4.358	1	0	18	157	96	10	1
12	155	3	3.148	11	0	39	186	40	12	5
13	510	5	4.812	17	7	88	150	29	6	2
14	440	4	4.241	5	0	32	161	78	11	0
15	500	5	4.684	18	5	123	122	24	5	3
16	170	3	3.088	13	1	48	171	51	9	2
17	425	4	4.198	7	0	28	177	70	7	0
18	465	4	4.251	4	0	22	177	74	8	1
In	**3,650**	**36**	**37.088**		**13**	**413**	**1,478**	**543**	**76**	**15**
Total	**7,290**	**72**	**73.873**		**15**	**787**	**3,102**	**1,042**	**117**	**21**

*Holes ranked from 1 (most difficult) to 18 (least difficult)

Scoring Summary

	Below 70	Under Par	Par	Over Par	80 & Over	Course Average	Round Leader	Low Round	Tiger Woods
Round 1	5	13	13	65	10	75.110	Chris DiMarco (67)	Chris DiMarco (67)	T33
Round 2	9	20	10	61	4	73.890	Chris DiMarco (134)	Tiger Woods (66)	3
Round 3	10	22	7	21	0	72.160	Tiger Woods (205)	Tiger Woods (65) Trevor Immelman (65)	1
Round 4	6	17	6	27	1	73.240	Chris DiMarco (276) Tiger Woods (276)	Retief Goosen (67)	T1
All Rounds	**30**	**72**	**36**	**174**	**15**	**73.862**			

2004 MASTERS TOURNAMENT
APRIL 8-11, 2004

Cut: 44 players at four-over-par 148 from a starting field of 93
Weather: Play suspended Thursday at 4:05 p.m. then resumed at 6:15 p.m. The round was suspended due to darkness at 7:45 p.m. 18 players finished Friday morning. Fair the remainder of the week.
Summary: Phil Mickelson converted an 18-foot birdie putt on the 72nd hole to break a deadlock with Ernie Els, who finished two groups earlier, and win by one stroke. It was the fourth time (Arnold Palmer 1960, Sandy Lyle 1988 and Mark O'Meara 1998) in Tournament history that a final birdie putt decided the outcome. It was the first victory in one of golf's major tournaments for Mickelson. After starting the final round tied for the lead with Chris DiMarco, Mickelson birdied five of the last seven holes for the win. Runner-up Els scored a 67 Sunday including eagles on Nos. 8 and 13. For the week a total of 30 eagles and three holes-in-one, two in successive groups Sunday, were made. Four-time winner Arnold Palmer celebrated his 50th consecutive Masters.

PLAYER	POSITION	SCORES	TOTAL	PRIZE MONEY	STATUS
Phil Mickelson	1	72 69 69 69	279	$1,170,000	
Sterling Silver Replica Masters Trophy: Winner					
Gold Medal: Winner					
Ernie Els (South Africa)	2	70 72 71 67	280	$702,000	
Silver Medal: Runner-up					
Sterling Silver Salver: Runner-up					
Pair of Crystal Goblets: Eagle, Round 4, Hole 8					
Pair of Crystal Goblets: Eagle, Round 4, Hole 13					
K. J. Choi (Korea)	3	71 70 72 69	282	$442,000	
Pair of Crystal Goblets: Eagle, Round 4, Hole 11					
Sergio Garcia (Spain)	T4	72 72 75 66	285	$286,000	
Crystal Vase: Day's Low Score (66), Round 4					
Pair of Crystal Goblets: Eagle, Round 1, Hole 15					
Pair of Crystal Goblets: Eagle, Round 4, Hole 15					
Bernhard Langer (Germany)	T4	71 73 69 72	285	$286,000	
Pair of Crystal Goblets: Eagle, Round 3, Hole 15					
Paul Casey (England)	T6	75 69 68 74	286	$189,893	
Fred Couples	T6	73 69 74 70	286	$189,893	
Chris DiMarco	T6	69 73 68 76	286	$189,893	
Crystal Bowl: Hole-in-One, Round 1, Hole 6					
Davis Love III	T6	75 67 74 70	286	$189,893	
Crystal Vase: Day's Low Score (67), Round 2					
Pair of Crystal Goblets: Eagle, Round 2, Hole 15					
Nick Price (Zimbabwe)	T6	72 73 71 70	286	$189,893	
Vijay Singh (Fiji)	T6	75 73 69 69	286	$189,893	
Pair of Crystal Goblets: Eagle, Round 3, Hole 2					
Kirk Triplett	T6	71 74 69 72	286	$189,893	
Crystal Bowl: Hole-in-One, Round 4, Hole 16					
Retief Goosen (South Africa)	T13	75 73 70 70	288	$125,667	
Pair of Crystal Goblets: Eagle, Round 4, Hole 2					
Padraig Harrington (Ireland)	T13	74 74 68 72	288	$125,667	
Crystal Bowl: Hole-in-One, Round 4, Hole 16					
Charles Howell III	T13	71 71 76 70	288	$125,667	
Casey Wittenberg	T13	76 72 71 69	288		Amateur
Sterling Silver Cup: Low Amateur					
Pair of Crystal Goblets: Eagle, Round 3, Hole 10					
Pair of Crystal Goblets: Eagle, Round 4, Hole 15					
Stewart Cink	T17	74 73 69 73	289	$97,500	
Steve Flesch	T17	76 67 77 69	289	$97,500	
Crystal Vase: Day's Low Score (67), Round 2					
Pair of Crystal Goblets: Eagle, Round 2, Hole 15					
Jay Haas	T17	69 75 72 73	289	$97,500	

2004 Masters Tournament (Continued)

PLAYER	POSITION	SCORES	TOTAL	PRIZE MONEY	STATUS
Fredrik Jacobson (Sweden)	T17	74 74 67 74	289	$97,500	
Crystal Vase: Day's Low Score (67), Round 3					
Stephen Leaney (Australia)	T17	76 71 73 69	289	$97,500	
Pair of Crystal Goblets: Eagle, Round 2, Hole 8					
Pair of Crystal Goblets: Eagle, Round 4, Hole 13					
Stuart Appleby (Australia)	T22	73 74 73 70	290	$70,200	
Pair of Crystal Goblets: Eagle, Round 3, Hole 15					
Pair of Crystal Goblets: Eagle, Round 4, Hole 2					
Shaun Micheel	T22	72 76 72 70	290	$70,200	
Pair of Crystal Goblets: Eagle, Round 4, Hole 2					
Justin Rose (England)	T22	67 71 81 71	290	$70,200	
Crystal Vase: Day's Low Score (67), Round 1					
Pair of Crystal Goblets: Eagle, Round 4, Hole 8					
Tiger Woods	T22	75 69 75 71	290	$70,200	
Alexander Cejka (Germany)	26	70 70 78 73	291	$57,200	
Pair of Crystal Goblets: Eagle, Round 1, Hole 13					
Mark O'Meara	T27	73 70 75 74	292	$51,025	
Pair of Crystal Goblets: Eagle, Round 2, Hole 15					
Bob Tway	T27	75 71 74 72	292	$51,025	
Scott Verplank	29	74 71 76 72	293	$48,100	
Jose Maria Olazabal (Spain)	30	71 69 79 75	294	$46,150	
Pair of Crystal Goblets: Eagle, Round 2, Hole 13					
Bob Estes	T31	76 72 73 74	295	$41,275	
Brad Faxon	T31	72 76 76 71	295	$41,275	
Pair of Crystal Goblets: Eagle, Round 3, Hole 15					
Jerry Kelly	T31	74 72 73 76	295	$41,275	
Ian Poulter (England)	T31	75 73 74 73	295	$41,275	
Justin Leonard	T35	76 72 72 76	296	$35,913	
Phillip Price (Wales)	T35	71 76 73 76	296	$35,913	
Paul Lawrie (Scotland)	T37	77 70 73 77	297	$32,662	
Sandy Lyle (Scotland)	T37	72 74 75 76	297	$32,662	
Eduardo Romero (Argentina)	39	74 73 74 77	298	$30,550	
Todd Hamilton	40	77 71 76 75	299	$29,250	
Pair of Crystal Goblets: Eagle, Round 2, Hole 13					
Tim Petrovic	T41	72 75 75 78	300	$27,950	
Brandt Snedeker	T41	73 75 75 77	300		Amateur
Silver Medal: Low Amateur Runner-up					
Jeff Sluman	43	73 70 82 77	302	$26,650	
Chris Riley	44	70 78 78 78	304	$25,350	
Robert Allenby (Australia)		73 76	149	$5,000	
Michael Campbell (New Zealand)		76 73	149	$5,000	
Darren Clarke (N. Ireland)		70 79	149	$5,000	
Ben Crenshaw		74 75	149	$5,000	
John Daly		78 71	149	$5,000	
Raymond Floyd		73 76	149	$5,000	
J. L. Lewis		77 72	149	$5,000	
Pair of Crystal Goblets: Eagle, Round 2, Hole 2					
Peter Lonard (Australia)		74 75	149	$5,000	
Craig Perks (New Zealand)		76 73	149	$5,000	
John Rollins		74 75	149	$5,000	
Craig Stadler		74 75	149	$5,000	
Mike Weir (Canada)		79 70	149	$5,000	
Lian-Wei Zhang (China)		77 72	149	$5,000	
Pair of Crystal Goblets: Eagle, Round 2, Hole 13					
Briny Baird		77 73	150	$5,000	
Rich Beem		77 73	150	$5,000	

2004 Masters Tournament (Continued)

PLAYER	POSITION	SCORES	TOTAL	PRIZE MONEY	STATUS
Ben Curtis		73 77	150	$5,000	
Pair of Crystal Goblets: Eagle, Round 1, Hole 7					
Fred Funk		80 70	150	$5,000	
Jeff Maggert		78 72	150	$5,000	
Larry Mize		76 74	150	$5,000	
Jack Nicklaus		75 75	150	$5,000	
Craig Parry (Australia)		74 76	150	$5,000	
Nathan Smith		78 72	150		Amateur
Angel Cabrera (Argentina)		74 77	151	$5,000	
Nick Faldo (England)		76 75	151	$5,000	
Jonathan Kaye		79 72	151	$5,000	
Len Mattiace		76 75	151	$5,000	
Rocco Mediate		75 76	151	$5,000	
Colin Montgomerie (Scotland)		71 80	151	$5,000	
David Toms		78 73	151	$5,000	
Ian Woosnam (Wales)		76 75	151	$5,000	
Nick Flanagan (Australia)		78 74	152		Amateur
Toshi Izawa (Japan)		76 76	152	$5,000	
Kenny Perry		74 78	152	$5,000	
Tom Watson		76 76	152	$5,000	
Pair of Crystal Goblets: Eagle, Round 2, Hole 13					
Jonathan Byrd		79 74	153	$5,000	
Chad Campbell		76 77	153	$5,000	
Trevor Immelman (South Africa)		77 76	153	$5,000	
Shigeki Maruyama (Japan)		82 71	153	$5,000	
Adam Scott (Australia)		80 73	153	$5,000	
Gary Wolstenholme (England)		77 76	153		Amateur
Tim Clark (South Africa)		73 81	154	$5,000	
Tim Herron		80 74	154	$5,000	
Brian Davis (England)		82 73	155	$5,000	
Thomas Bjorn (Denmark)		80 77	157	$5,000	
Fuzzy Zoeller		79 81	160	$5,000	
Gary Player (South Africa)		82 80	162	$5,000	
Charles Coody		88 79	167	$5,000	
Arnold Palmer		84 84	168	$5,000	
Tommy Aaron		87 83	170	$5,000	
TOTAL				**$6,286,050**	

2004 Cumulative Course Statistics

Hole	Yards	Par	Average	Rank*	Eagles	Birdies	Pars	Bogeys	Double Bogeys	Other
1	435	4	4.354	1	0	13	165	85	8	3
2	575	5	4.773	18	5	81	162	24	1	1
3	350	4	4.029	14	0	39	192	39	4	0
4	205	3	3.244	5	0	13	188	67	5	1
5	455	4	4.277	4	0	20	167	79	7	1
6	180	3	3.175	10	1	24	186	52	11	0
7	410	4	4.087	12	1	44	160	68	1	0
8	570	5	4.832	15	3	72	172	22	5	0
9	460	4	4.124	11	0	35	180	51	6	2
Out	**3,640**	**36**	**36.897**		**10**	**341**	**1,572**	**487**	**48**	**8**
10	495	4	4.186	T8	1	21	188	55	8	1
11	490	4	4.291	3	1	19	165	78	10	1
12	155	3	3.186	T8	0	42	168	41	19	4
13	510	5	4.824	16	7	89	135	31	12	0
14	440	4	4.226	6	0	27	169	67	11	0
15	500	5	4.784	17	9	90	137	30	6	2
16	170	3	3.036	13	2	47	169	51	5	0
17	425	4	4.193	7	0	26	182	55	9	2
18	465	4	4.346	2	0	20	156	84	11	3
In	**3,650**	**36**	**37.076**		**20**	**381**	**1,469**	**492**	**91**	**13**
Total	**7,290**	**72**	**73.974**		**30**	**722**	**3,041**	**979**	**139**	**21**

*Holes ranked from 1 (most difficult) to 18 (least difficult)

Scoring Summary

	Below 70	Under Par	Par	Over Par	80 & Over	Course Average	Round Leader	Low Round	Phil Mickelson
Round 1	3	14	7	72	10	75.172	Justin Rose (67)	Justin Rose (67)	T15
Round 2	7	22	11	60	6	73.785	Justin Rose (138)	Davis Love III (67) Steve Flesch (67)	T4
Round 3	9	13	4	27	2	73.273	Chris DiMarco (210) Phil Mickelson (210)	Fredrik Jacobson (67)	T1
Round 4	8	18	5	21	0	72.545	Phil Mickelson (279)	Sergio Garcia (66)	1
All Rounds	**27**	**67**	**27**	**180**	**18**	**73.974**			

2003 MASTERS TOURNAMENT
APRIL 10-13, 2003

Cut: 49 players at five-over-par 149 from a starting field of 93

Weather: Play postponed Thursday, first round began Friday at 7:30 a.m. with a two-tee start. Second round began at 2:00 p.m. with a two-tee start and play was suspended due to darkness at 7:30 p.m.

Summary: Utilizing pinpoint irons and timely putting, Mike Weir played bogey-free golf in regulation play on Sunday and captured the Masters in a playoff over Len Mattiace. Weir won the Tournament with a bogey on No. 10, the first playoff hole. It was the Masters 12th playoff, the sixth in sudden death. In regulation at No. 18, Weir made a crucial seven-foot par putt to extend the Tournament. Earlier at the same hole, Mattiace had missed his par putt for his lone bogey in a round of 65 that included an eagle at No. 13. Weir became the first left-handed player to win the Masters and the first Canadian to win one of golf's major tournaments.

PLAYER	POSITION	SCORES	TOTAL	PRIZE MONEY	STATUS
Mike Weir (Canada)	1	70 68 75 68	281	$1,080,000	Playoff
Sterling Silver Replica Masters Trophy: Winner					
Gold Medal: Winner					
Len Mattiace	2	73 74 69 65	281	$648,000	Playoff
Silver Medal: Runner-up					
Sterling Silver Salver: Runner-up					
Crystal Vase: Day's Low Score (65), Round 4					
Pair of Crystal Goblets: Eagle, Round 4, Hole 13					
Phil Mickelson	3	73 70 72 68	283	$408,000	
Jim Furyk	4	73 72 71 68	284	$288,000	
Pair of Crystal Goblets: Eagle, Round 4, Hole 15					
Jeff Maggert	5	72 73 66 75	286	$240,000	
Crystal Vase: Day's Low Score (66), Round 3					
Ernie Els (South Africa)	T6	79 66 72 70	287	$208,500	
Crystal Vase: Day's Low Score (66), Round 2					
Pair of Crystal Goblets: Eagle, Round 3, Hole 7					
Vijay Singh (Fiji)	T6	73 71 70 73	287	$208,500	
Jonathan Byrd	T8	74 71 71 72	288	$162,000	
Mark O'Meara	T8	76 71 70 71	288	$162,000	
Jose Maria Olazabal (Spain)	T8	73 71 71 73	288	$162,000	
David Toms	T8	71 73 70 74	288	$162,000	
Scott Verplank	T8	76 73 70 69	288	$162,000	
Tim Clark (South Africa)	T13	72 75 71 71	289	$120,000	
Retief Goosen (South Africa)	T13	73 74 72 70	289	$120,000	
Rich Beem	T15	74 72 71 73	290	$93,000	
Pair of Crystal Goblets: Eagle, Round 4, Hole 5					
Angel Cabrera (Argentina)	T15	76 71 71 72	290	$93,000	
K. J. Choi (Korea)	T15	76 69 72 73	290	$93,000	
Paul Lawrie (Scotland)	T15	72 72 73 73	290	$93,000	
Davis Love III	T15	77 71 71 71	290	$93,000	
Tiger Woods	T15	76 73 66 75	290	$93,000	
Crystal Vase: Day's Low Score (66), Round 3					
Ricky Barnes	21	69 74 75 73	291		Amateur
Sterling Silver Cup: Low Amateur					
Bob Estes	22	76 71 74 71	292	$72,000	
Brad Faxon	T23	73 71 79 70	293	$57,600	
Scott McCarron	T23	77 71 72 73	293	$57,600	
Pair of Crystal Goblets: Eagle, Round 2, Hole 15					
Nick Price (Zimbabwe)	T23	70 75 72 76	293	$57,600	
Chris Riley	T23	76 72 70 75	293	$57,600	
Adam Scott (Australia)	T23	77 72 74 70	293	$57,600	

2003 Masters Tournament (Continued)

PLAYER	POSITION	SCORES	TOTAL	PRIZE MONEY	STATUS
Darren Clarke (N. Ireland)	T28	66 76 78 74	294	$43,500	
Crystal Vase: Day's Low Score (66), Round 1					
Pair of Crystal Goblets: Eagle, Round 1, Hole 15					
Pair of Crystal Goblets: Eagle, Round 3, Hole 15					
Fred Couples	T28	73 75 69 77	294	$43,500	
Sergio Garcia (Spain)	T28	69 78 74 73	294	$43,500	
Charles Howell III	T28	73 72 76 73	294	$43,500	
Hunter Mahan	T28	73 72 73 76	294		Amateur
Silver Medal: Low Amateur Runner-up					
Nick Faldo (England)	T33	74 73 75 73	295	$36,375	
Pair of Crystal Goblets: Eagle, Round 2, Hole 2					
Rocco Mediate	T33	73 74 73 75	295	$36,375	
Loren Roberts	T33	74 72 76 73	295	$36,375	
Kevin Sutherland	T33	77 72 76 70	295	$36,375	
Shingo Katayama (Japan)	T37	74 72 76 74	296	$31,650	
Billy Mayfair	T37	75 70 77 74	296	$31,650	
Robert Allenby (Australia)	T39	76 73 74 74	297	$27,000	
Craig Parry (Australia)	T39	74 73 75 75	297	$27,000	
Kenny Perry	T39	76 72 78 71	297	$27,000	
Justin Rose (England)	T39	73 76 71 77	297	$27,000	
Phil Tataurangi (New Zealand)	T39	75 70 74 78	297	$27,000	
Jeff Sluman	44	75 72 76 75	298	$23,400	
Ryan Moore	T45	73 74 75 79	301		Amateur
Pair of Crystal Goblets: Eagle, Round 1, Hole 13					
Pat Perez	T45	74 73 79 75	301	$22,200	
John Rollins	47	74 71 80 77	302	$21,000	
Jerry Kelly	48	72 76 77 79	304	$19,800	
Pair of Crystal Goblets: Eagle, Round 1, Hole 15					
Craig Stadler	49	76 73 79 77	305	$18,600	
Padraig Harrington (Ireland)		77 73	150	$5,000	
Scott Hoch		77 73	150	$5,000	
Shigeki Maruyama (Japan)		75 75	150	$5,000	
Pair of Crystal Goblets: Eagle, Round 1, Hole 8					
Eduardo Romero (Argentina)		74 76	150	$5,000	
Toru Taniguchi (Japan)		71 79	150	$5,000	
Steve Elkington (Australia)		75 76	151	$5,000	
Lee Janzen		78 73	151	$5,000	
Tom Lehman		75 76	151	$5,000	
Larry Mize		78 74	152	$5,000	
Tom Watson		75 77	152	$5,000	
Stuart Appleby (Australia)		77 76	153	$5,000	
Miguel Angel Jimenez (Spain)		76 77	153	$5,000	
Chad Campbell		77 77	154	$5,000	
Niclas Fasth (Sweden)		81 73	154	$5,000	
Toshi Izawa (Japan)		78 76	154	$5,000	
Pair of Crystal Goblets: Eagle, Round 2, Hole 13					
Steve Lowery		78 76	154	$5,000	
Colin Montgomerie (Scotland)		78 76	154	$5,000	
Kirk Triplett		82 72	154	$5,000	
Ian Woosnam (Wales)		80 74	154	$5,000	
Michael Campbell (New Zealand)		78 77	155	$5,000	
Ben Crenshaw		79 76	155	$5,000	
Fred Funk		79 76	155	$5,000	
Jay Haas		79 76	155	$5,000	
Bernhard Langer (Germany)		79 76	155	$5,000	
Justin Leonard		82 73	155	$5,000	

2003 Masters Tournament (Continued)

PLAYER	POSITION	SCORES	TOTAL	PRIZE MONEY	STATUS
Sandy Lyle (Scotland)		82 73	155	$5,000	
Craig Perks (New Zealand)		80 75	155	$5,000	
Fuzzy Zoeller		77 78	155	$5,000	
John Cook		78 78	156	$5,000	
John Huston		73 83	156	$5,000	
Pair of Crystal Goblets: Eagle, Round 2, Hole 8					
Thomas Levet (France)		79 77	156	$5,000	
Tom Byrum		82 75	157	$5,000	
Raymond Floyd		77 80	157	$5,000	
Peter Lonard (Australia)		78 82	160	$5,000	
Seve Ballesteros (Spain)		77 85	162	$5,000	
David Duval		79 83	162	$5,000	
Jack Nicklaus		85 77	162	$5,000	
Gary Player (South Africa)		82 80	162	$5,000	
Alejandro Larrazabal (Spain)		82 81	163		Amateur
Charles Coody		83 81	164	$5,000	
Arnold Palmer		83 83	166	$5,000	
George Zahringer		82 85	167		Amateur
Tommy Aaron		92 80	172	$5,000	
Chris DiMarco	Withdrew	82	82	$5,000	
TOTAL				**$5,881,800**	

2003 Cumulative Course Statistics

Hole	Yards	Par	Average	Rank*	Eagles	Birdies	Pars	Bogeys	Double Bogeys	Other
1	435	4	4.295	5	0	14	179	84	7	0
2	575	5	4.859	17	1	83	165	27	6	2
3	350	4	4.045	13	0	47	184	47	5	1
4	205	3	3.221	T7	0	23	181	74	6	0
5	455	4	4.228	6	1	20	184	72	6	1
6	180	3	3.221	T7	0	23	184	68	9	0
7	410	4	4.035	14	1	55	167	55	6	0
8	570	5	4.940	15	2	65	175	34	6	2
9	460	4	4.211	9	0	25	182	69	8	0
Out	**3,640**	**36**	**37.059**		**5**	**355**	**1,601**	**530**	**59**	**6**
10	495	4	4.313	3	0	22	166	85	8	3
11	490	4	4.411	1	0	17	152	97	17	1
12	155	3	3.302	4	0	22	182	62	13	5
13	510	5	4.915	16	3	83	145	45	5	3
14	440	4	4.197	10	0	31	173	73	7	0
15	500	5	4.771	18	5	96	150	26	6	1
16	170	3	3.140	11	0	41	172	63	6	2
17	425	4	4.130	12	0	33	191	50	10	0
18	465	4	4.409	2	0	13	158	97	13	2
In	**3,650**	**36**	**37.592**		**8**	**358**	**1,489**	**598**	**85**	**17**
Total	**7,290**	**72**	**74.652**		**13**	**713**	**3,090**	**1,128**	**144**	**23**

*Holes ranked from 1 (most difficult) to 18 (least difficult)

Scoring Summary

	Below 70	Under Par	Par	Over Par	80 & Over	Course Average	Round Leader	Low Round	Mike Weir
Round 1	3	7	4	82	15	76.204	Darren Clarke (66)	Darren Clarke (66)	T4
Round 2	3	16	13	63	11	74.609	Mike Weir (138)	Ernie Els (66)	1
Round 3	4	17	6	26	1	73.286	Jeff Maggert (211)	Jeff Maggert (66) Tiger Woods (66)	2
Round 4	5	15	2	32	0	73.082	Len Mattiace (281) Mike Weir (281)	Len Mattiace (65)	T1
All Rounds	**15**	**55**	**25**	**203**	**27**	**74.640**			

2002 MASTERS TOURNAMENT
APRIL 11-14, 2002

Cut: 45 players at three-over-par 147 from a starting field of 89

Weather: Second round play was suspended at 5 p.m. due to weather with 38 players left on the course. The second round restarted at 9 a.m. Saturday and the third round began at 12:30 p.m. from No. 1 and No. 10 tees.

Summary: After posting a third-round 66, Tiger Woods played steady, and sometimes spectacular, golf to capture his third Masters. He joined Jack Nicklaus (1965-66) and Nick Faldo (1989-90) as the only players to successfully defend their title. His four-day total 12-under-par 276 established the record for lowest 72-hole score by a defending champion. Saturday's round of 66 included a second-nine 32 and birdies on hole Nos. 10, 11, 15 and 18.

PLAYER	POSITION	SCORES	TOTAL	PRIZE MONEY	STATUS
Tiger Woods	1	70 69 66 71	276	$1,008,000	
Sterling Silver Replica Masters Trophy: Winner					
Gold Medal: Winner					
Crystal Vase: Day's Low Score (66), Round 3					
Retief Goosen (South Africa)	2	69 67 69 74	279	$604,800	
Silver Medal: Runner-up					
Sterling Silver Salver: Runner-up					
Phil Mickelson	3	69 72 68 71	280	$380,800	
Jose Maria Olazabal (Spain)	4	70 69 71 71	281	$268,800	
Pair of Crystal Goblets: Eagle, Round 1, Hole 2					
Pair of Crystal Goblets: Eagle, Round 3, Hole 13					
Ernie Els (South Africa)	T5	70 67 72 73	282	$212,800	
Pair of Crystal Goblets: Eagle, Round 2, Hole 15					
Padraig Harrington (Ireland)	T5	69 70 72 71	282	$212,800	
Vijay Singh (Fiji)	7	70 65 72 76	283	$187,600	
Crystal Vase: Day's Low Score (65), Round 2					
Pair of Crystal Goblets: Eagle, Round 2, Hole 15					
Sergio Garcia (Spain)	8	68 71 70 75	284	$173,600	
Angel Cabrera (Argentina)	T9	68 71 73 73	285	$151,200	
Miguel Angel Jimenez (Spain)	T9	70 71 74 70	285	$151,200	
Adam Scott (Australia)	T9	71 72 72 70	285	$151,200	
Chris DiMarco	T12	70 71 72 73	286	$123,200	
Brad Faxon	T12	71 75 69 71	286	$123,200	
Pair of Crystal Goblets: Eagle, Round 3, Hole 11					
Nick Faldo (England)	T14	75 67 73 72	287	$98,000	
Davis Love III	T14	67 75 74 71	287	$98,000	
Crystal Vase: Day's Low Score (67), Round 1					
Shigeki Maruyama (Japan)	T14	75 72 73 67	287	$98,000	
Crystal Vase: Day's Low Score (67), Round 4					
Colin Montgomerie (Scotland)	T14	75 71 70 71	287	$98,000	
Thomas Bjorn (Denmark)	T18	74 67 70 77	288	$81,200	
Paul McGinley (Ireland)	T18	72 74 71 71	288	$81,200	
Darren Clarke (N. Ireland)	T20	70 74 73 72	289	$65,240	
Jerry Kelly	T20	72 74 71 72	289	$65,240	
Pair of Crystal Goblets: Eagle, Round 3, Hole 13					
Justin Leonard	T20	70 75 74 70	289	$65,240	
Nick Price (Zimbabwe)	T20	70 76 70 73	289	$65,240	
Mark Brooks	T24	74 72 71 73	290	$46,480	
Pair of Crystal Goblets: Eagle, Round 1, Hole 15					
Stewart Cink	T24	74 70 72 74	290	$46,480	
Tom Pernice Jr.	T24	74 72 71 73	290	$46,480	
Jeff Sluman	T24	73 72 71 74	290	$46,480	
Mike Weir (Canada)	T24	72 71 71 76	290	$46,480	
Robert Allenby (Australia)	T29	73 70 76 72	291	$38,080	
Charles Howell III	T29	74 73 71 73	291	$38,080	

2002 Masters Tournament (Continued)

PLAYER	POSITION	SCORES	TOTAL	PRIZE MONEY	STATUS
Jesper Parnevik (Sweden)	T29	70 72 77 72	291	$38,080	
John Daly	T32	74 73 70 75	292	$32,410	
Bernhard Langer (Germany)	T32	73 72 73 74	292	$32,410	
Billy Mayfair	T32	74 71 72 75	292	$32,410	
Craig Stadler	T32	73 72 76 71	292	$32,410	
Fred Couples	T36	73 73 76 72	294	$26,950	
Pair of Crystal Goblets: Eagle, Round 4, Hole 15					
Rocco Mediate	T36	75 68 77 74	294	$26,950	
Greg Norman (Australia)	T36	71 76 72 75	294	$26,950	
Pair of Crystal Goblets: Eagle, Round 4, Hole 15					
David Toms	T36	73 74 76 71	294	$26,950	
Steve Lowery	T40	75 71 76 73	295	$22,960	
Pair of Crystal Goblets: Eagle, Round 2, Hole 15					
Kirk Triplett	T40	74 70 74 77	295	$22,960	
Tom Watson	T40	71 76 76 72	295	$22,960	
Scott Verplank	43	70 75 76 75	296	$20,720	
Lee Westwood (England)	44	75 72 74 76	297	$19,600	
Bob Estes	45	73 72 75 78	298	$18,480	
Pair of Crystal Goblets: Eagle, Round 1, Hole 13					
Paul Azinger		75 73	148	$5,000	
Michael Campbell (New Zealand)		74 74	148	$5,000	
Joe Durant		74 74	148	$5,000	
David Duval		74 74	148	$5,000	
Michael Hoey (N. Ireland)		75 73	148		Amateur
Tom Lehman		76 72	148	$5,000	
Scott McCarron		75 73	148	$5,000	
Larry Mize		74 74	148	$5,000	
Rory Sabbatini (South Africa)		73 75	148	$5,000	
Kevin Sutherland		78 70	148	$5,000	
Mark Calcavecchia		79 70	149	$5,000	
Toshi Izawa (Japan)		73 76	149	$5,000	
Lee Janzen		74 75	149	$5,000	
Paul Lawrie (Scotland)		75 74	149	$5,000	
Mark O'Meara		78 71	149	$5,000	
Billy Andrade		75 75	150	$5,000	
Ben Dickerson		79 71	150		Amateur
Jim Furyk		73 77	150	$5,000	
Shingo Katayama (Japan)		78 72	150	$5,000	
Tom Kite		77 73	150	$5,000	
Matt Kuchar		73 77	150	$5,000	
Kenny Perry		76 74	150	$5,000	
Toru Taniguchi (Japan)		80 70	150	$5,000	
Niclas Fasth (Sweden)		76 75	151	$5,000	
Scott Hoch		76 75	151	$5,000	
Steve Stricker		75 76	151	$5,000	
Craig Perks (New Zealand)		81 71	152	$5,000	
Pair of Crystal Goblets: Eagle, Round 2, Hole 13					
Fuzzy Zoeller		75 77	152	$5,000	
Jose Coceres (Argentina)		74 79	153	$5,000	
Pair of Crystal Goblets: Eagle, Round 1, Hole 15					
Raymond Floyd		79 74	153	$5,000	
Robert Hamilton		77 77	154		Amateur
Tim Jackson		76 78	154		Amateur
Sandy Lyle (Scotland)		73 81	154	$5,000	
Pair of Crystal Goblets: Eagle, Round 1, Hole 15					
Ian Woosnam (Wales)		77 78	155	$5,000	

2002 Masters Tournament (Continued)

PLAYER	POSITION	SCORES	TOTAL	PRIZE MONEY	STATUS
Seve Ballesteros (Spain)		75 81	156	$5,000	
Tommy Aaron		79 78	157	$5,000	
Ben Crenshaw		81 77	158	$5,000	
Gary Player (South Africa)		80 78	158	$5,000	
Stuart Appleby (Australia)		80 79	159	$5,000	
Chez Reavie		74 86	160		Amateur
Charles Coody		82 84	166	$5,000	
Arnold Palmer		89 85	174	$5,000	
Frank Lickliter	Withdrew	73	73	$5,000	
Hal Sutton	Withdrew			$5,000	
TOTAL				**$5,471,320**	

2002 Cumulative Course Statistics

Hole	Yards	Par	Average	Rank*	Eagles	Birdies	Pars	Bogeys	Double Bogeys	Other
1	435	4	4.150	10	0	24	179	60	2	0
2	575	5	4.792	17	1	81	155	28	0	0
3	350	4	4.033	13	0	34	191	38	1	1
4	205	3	3.132	11	0	27	179	56	3	0
5	435	4	4.158	T7	0	27	174	59	5	0
6	180	3	3.158	T7	0	33	163	63	6	0
7	410	4	4.200	6	0	22	173	66	3	1
8	570	5	4.935	15	0	59	170	30	6	0
9	460	4	4.226	3	0	32	151	73	8	1
Out	**3,620**	**36**	**36.788**		**1**	**339**	**1,535**	**473**	**34**	**3**
10	495	4	4.241	2	0	20	167	72	6	0
11	490	4	4.158	T7	1	26	174	58	6	0
12	155	3	3.030	14	0	47	175	35	5	3
13	510	5	4.879	16	4	83	133	35	7	3
14	440	4	4.207	T4	0	35	146	78	6	0
15	500	5	4.554	18	8	136	96	18	6	1
16	170	3	3.056	12	0	45	172	36	12	0
17	425	4	4.207	T4	0	26	162	73	4	0
18	465	4	4.320	1	0	15	158	84	8	0
In	**3,650**	**36**	**36.656**		**13**	**433**	**1,383**	**489**	**60**	**7**
Total	**7,270**	**72**	**73.445**		**14**	**772**	**2,918**	**962**	**94**	**10**

*Holes ranked from 1 (most difficult) to 18 (least difficult)

Scoring Summary

	Below 70	Under Par	Par	Over Par	80 & Over	Course Average	Round Leader	Low Round	Tiger Woods
Round 1	6	21	3	64	7	74.125	Davis Love III (67)	Davis Love III (67)	T7
Round 2	8	26	13	48	5	73.540	Vijay Singh (135)	Vijay Singh (65)	T4
Round 3	4	17	8	20	0	72.489	Retief Goosen (205) Tiger Woods (205)	Tiger Woods (66)	T1
Round 4	1	14	7	24	0	72.889	Tiger Woods (276)	Shigeki Maruyama (67)	1
All Rounds	**19**	**78**	**31**	**156**	**12**	**73.445**			



2001 MASTERS TOURNAMENT
APRIL 5-8, 2001

Cut: 47 players at one-over-par 145 from a starting field of 93

Summary: Winning an unprecedented fourth consecutive professional major title, Tiger Woods captured the 2001 Masters Tournament with a 16-under-par total 272. Woods defeated runners-up David Duval (274) and Phil Mickelson (275). Woods won his first Masters in 1997 when he became the Tournament's youngest winner and set records for the lowest 72-hole score and largest victory margin.

PLAYER	POSITION	SCORES	TOTAL	PRIZE MONEY	STATUS
Tiger Woods	1	70 66 68 68	272	$1,008,000	
Sterling Silver Replica Masters Trophy: Winner					
Gold Medal: Winner					
Crystal Vase: Day's Low Score (66), Round 2					
David Duval	2	71 66 70 67	274	$604,800	
Silver Medal: Runner-up					
Sterling Silver Salver: Runner-up					
Crystal Vase: Day's Low Score (66), Round 2					
Crystal Vase: Day's Low Score (67), Round 4					
Phil Mickelson	3	67 69 69 70	275	$380,800	
Mark Calcavecchia	T4	72 66 68 72	278	$246,400	
Crystal Vase: Day's Low Score (66), Round 2					
Toshi Izawa (Japan)	T4	71 66 74 67	278	$246,400	
Crystal Vase: Day's Low Score (66), Round 2					
Crystal Vase: Day's Low Score (67), Round 4					
Pair of Crystal Goblets: Eagle, Round 1, Hole 13					
Pair of Crystal Goblets: Eagle, Round 3, Hole 15					
Pair of Crystal Goblets: Eagle, Round 4, Hole 15					
Ernie Els (South Africa)	T6	71 68 68 72	279	$181,300	
Pair of Crystal Goblets: Eagle, Round 1, Hole 15					
Pair of Crystal Goblets: Eagle, Round 3, Hole 13					
Jim Furyk	T6	69 71 70 69	279	$181,300	
Bernhard Langer (Germany)	T6	73 69 68 69	279	$181,300	
Kirk Triplett	T6	68 70 70 71	279	$181,300	
Angel Cabrera (Argentina)	T10	66 71 70 73	280	$128,800	
Chris DiMarco	T10	65 69 72 74	280	$128,800	
Crystal Vase: Day's Low Score (65), Round 1					
Brad Faxon	T10	73 68 68 71	280	$128,800	
Miguel Angel Jimenez (Spain)	T10	68 72 71 69	280	$128,800	
Pair of Crystal Goblets: Eagle, Round 4, Hole 13					
Steve Stricker	T10	66 71 72 71	280	$128,800	
Pair of Crystal Goblets: Eagle, Round 1, Hole 13					
Paul Azinger	T15	70 71 71 69	281	$95,200	
Pair of Crystal Goblets: Eagle, Round 4, Hole 2					
Rocco Mediate	T15	72 70 66 73	281	$95,200	
Crystal Vase: Day's Low Score (66), Round 3					
Jose Maria Olazabal (Spain)	T15	70 68 71 72	281	$95,200	
Tom Lehman	T18	75 68 71 68	282	$81,200	
Vijay Singh (Fiji)	T18	69 71 73 69	282	$81,200	
John Huston	T20	67 75 72 69	283	$65,240	
Pair of Crystal Goblets: Eagle, Round 4, Hole 13					
Jeff Maggert	T20	72 70 70 71	283	$65,240	
Mark O'Meara	T20	69 74 72 68	283	$65,240	
Pair of Crystal Goblets: Eagle, Round 4, Hole 2					
Jesper Parnevik (Sweden)	T20	71 71 72 69	283	$65,240	
Pair of Crystal Goblets: Eagle, Round 3, Hole 15					
Pair of Crystal Goblets: Eagle, Round 4, Hole 15					

2001 Masters Tournament (Continued)

PLAYER	POSITION	SCORES	TOTAL	PRIZE MONEY	STATUS
Darren Clarke (N. Ireland)	24	72 67 72 73	284	$53,760	
Tom Scherrer	25	71 71 70 73	285	$49,280	
Pair of Crystal Goblets: Eagle, Round 4, Hole 13					
Fred Couples	26	74 71 73 68	286	$44,800	
Padraig Harrington (Ireland)	T27	75 69 72 71	287	$40,600	
Steve Jones	T27	74 70 72 71	287	$40,600	
Justin Leonard	T27	73 71 72 71	287	$40,600	
Mike Weir (Canada)	T27	74 69 72 72	287	$40,600	
Stuart Appleby (Australia)	T31	72 70 70 76	288	$33,208	
Mark Brooks	T31	70 71 77 70	288	$33,208	
Lee Janzen	T31	67 70 72 79	288	$33,208	
Pair of Crystal Goblets: Eagle, Round 1, Hole 15					
David Toms	T31	72 72 71 73	288	$33,208	
Duffy Waldorf	T31	72 70 71 75	288	$33,208	
Hal Sutton	36	74 69 71 75	289	$28,840	
Scott Hoch	T37	74 70 72 74	290	$26,320	
Chris Perry	T37	68 74 74 74	290	$26,320	
Loren Roberts	T37	71 74 73 72	290	$26,320	
Shingo Katayama (Japan)	T40	75 70 73 74	292	$22,960	
Pair of Crystal Goblets: Eagle, Round 3, Hole 13					
Franklin Langham	T40	72 73 75 72	292	$22,960	
Steve Lowery	T40	72 72 78 70	292	$22,960	
Dudley Hart	T43	74 70 78 71	293	$19,600	
Jonathan Kaye	T43	74 71 74 74	293	$19,600	
Pair of Crystal Goblets: Eagle, Round 2, Hole 13					
Pair of Crystal Goblets: Eagle, Round 4, Hole 15					
Bob May	T43	71 74 73 75	293	$19,600	
Carlos Franco (Paraguay)	46	71 71 77 75	294	$17,360	
Robert Allenby (Australia)	47	71 74 75 75	295	$16,240	
Notah Begay III		73 73	146	$5,000	
Thomas Bjorn (Denmark)		70 76	146	$5,000	
Pair of Crystal Goblets: Eagle, Round 1, Hole 15					
Jose Coceres (Argentina)		77 69	146	$5,000	
James Driscoll		68 78	146		Amateur
Sergio Garcia (Spain)		70 76	146	$5,000	
Davis Love III		71 75	146	$5,000	
Dennis Paulson		73 73	146	$5,000	
Joe Durant		73 74	147	$5,000	
Sandy Lyle (Scotland)		74 73	147	$5,000	
Shigeki Maruyama (Japan)		77 70	147	$5,000	
Scott Verplank		69 78	147	$5,000	
Greg Chalmers (Australia)		76 72	148	$5,000	
Larry Mize		74 74	148	$5,000	
Jack Nicklaus		73 75	148	$5,000	
Nick Price (Zimbabwe)		73 75	148	$5,000	
Eduardo Romero (Argentina)		75 73	148	$5,000	
Rory Sabbatini (South Africa)		73 75	148	$5,000	
Tom Watson		78 70	148	$5,000	
Ian Woosnam (Wales)		71 77	148	$5,000	
Stewart Cink		75 74	149	$5,000	
Retief Goosen (South Africa)		75 74	149	$5,000	
Pair of Crystal Goblets: Eagle, Round 1, Hole 13					
Paul Lawrie (Scotland)		73 76	149	$5,000	
Colin Montgomerie (Scotland)		73 76	149	$5,000	
Pair of Crystal Goblets: Eagle, Round 2, Hole 2					
Gary Player (South Africa)		73 76	149	$5,000	
Fuzzy Zoeller		77 72	149	$5,000	

2001 Masters Tournament (Continued)

PLAYER	POSITION	SCORES	TOTAL	PRIZE MONEY	STATUS
Aaron Baddeley (Australia)		75 75	150	$5,000	
Steve Flesch		74 76	150	$5,000	
Grant Waite (New Zealand)		79 71	150	$5,000	
Nick Faldo (England)		75 76	151	$5,000	
Raymond Floyd		76 75	151	$5,000	
Mikko Ilonen (Finland)		72 79	151		Amateur
Seve Ballesteros (Spain)		76 76	152	$5,000	
Charles Coody		80 72	152	$5,000	
Pierre Fulke (Sweden)		73 79	152	$5,000	
Craig Stadler		79 73	152	$5,000	
Michael Campbell (New Zealand)		78 75	153	$5,000	
Greg Norman (Australia)		71 82	153	$5,000	
Pair of Crystal Goblets: Eagle, Round 1, Hole 13					
D. J. Trahan		78 75	153		Amateur
Greg Puga		76 80	156		Amateur
Jeff Quinney		80 76	156		Amateur
Arnold Palmer		82 76	158	$5,000	
Ben Crenshaw		81 78	159	$5,000	
Tommy Aaron		81 82	163	$5,000	
Billy Casper		87 80	167	$5,000	
Gay Brewer	Withdrew	84	84	$5,000	
Doug Ford	Withdrew			$5,000	
TOTAL				**$5,514,920**	

2001 Cumulative Course Statistics

Hole	Yards	Par	Average	Rank*	Eagles	Birdies	Pars	Bogeys	Double Bogeys	Other
1	410	4	4.208	2	0	25	181	65	4	3
2	575	5	4.823	16	3	87	148	36	2	1
3	350	4	4.039	11	0	40	188	48	0	1
4	205	3	3.122	5	0	23	199	53	2	0
5	435	4	4.061	9	0	37	194	38	8	0
6	180	3	3.111	T6	0	25	201	46	5	0
7	365	4	3.985	14	0	56	174	43	3	1
8	550	5	4.866	15	0	74	172	25	6	0
9	430	4	4.054	10	0	50	170	49	8	0
Out	**3,500**	**36**	**36.273**		**3**	**417**	**1,627**	**403**	**38**	**6**
10	485	4	4.231	1	0	29	167	70	10	1
11	455	4	4.155	3	0	28	198	37	11	3
12	155	3	3.111	T6	0	51	168	40	13	5
13	485	5	4.740	17	10	109	116	32	6	4
14	405	4	4.014	T12	0	44	187	44	2	0
15	500	5	4.729	18	8	104	131	25	7	2
16	170	3	3.075	8	0	49	167	53	7	1
17	425	4	4.148	4	0	33	175	64	5	0
18	405	4	4.014	T12	0	55	168	49	5	0
In	**3,485**	**36**	**36.220**		**18**	**502**	**1,477**	**414**	**66**	**16**
Total	**6,985**	**72**	**72.493**		**21**	**919**	**3,104**	**817**	**104**	**22**

*Holes ranked from 1 (most difficult) to 18 (least difficult)

Scoring Summary

	Below 70	Under Par	Par	Over Par	80 & Over	Course Average	Round Leader	Low Round	Tiger Woods
Round 1	14	32	10	50	7	73.141	Chris DiMarco (65)	Chris DiMarco (65)	T15
Round 2	16	41	6	44	4	72.670	Chris DiMarco (134)	Tiger Woods (66) Toshi Izawa (66) David Duval (66) Mark Calcavecchia (66)	T2
Round 3	7	21	12	14	0	71.766	Tiger Woods (204)	Rocco Mediate (66)	1
Round 4	13	24	6	17	0	71.574	Tiger Woods (272)	David Duval (67) Toshi Izawa (67)	1
All Rounds	**50**	**118**	**34**	**125**	**11**	**72.487**			

2000 MASTERS TOURNAMENT
APRIL 6-9, 2000

Cut: 57 players at four-over-par 148 from a starting field of 95

Weather: Third round play suspended due to inclement weather at 12:30 p.m. then resumed at 2:30 p.m. Third round suspended due to darkness with eight players on the course.

Summary: In blustery conditions, Vijay Singh scored a third-round 70 and added a final-round 69 to win the 2000 Masters. Singh's four-day total of 10-under-par 278 was three strokes better than Ernie Els and four ahead of David Duval and Loren Roberts. For the Tournament, Singh led all golfers in greens in regulation hitting 58 of 72.

PLAYER	POSITION	SCORES	TOTAL	PRIZE MONEY	STATUS
Vijay Singh (Fiji)	1	72 67 70 69	278	$828,000	
Sterling Silver Replica Masters Trophy: Winner					
Gold Medal: Winner					
Pair of Crystal Goblets: Eagle, Round 1, Hole 13					
Ernie Els (South Africa)	2	72 67 74 68	281	$496,800	
Silver Medal: Runner-up					
Sterling Silver Salver: Runner-up					
Crystal Vase: Day's Low Score (68), Round 4					
David Duval	T3	73 65 74 70	282	$266,800	
Crystal Vase: Day's Low Score (65), Round 2					
Pair of Crystal Goblets: Eagle, Round 2, Hole 15					
Loren Roberts	T3	73 69 71 69	282	$266,800	
Tiger Woods	5	75 72 68 69	284	$184,000	
Crystal Vase: Day's Low Score (68), Round 3					
Tom Lehman	6	69 72 75 69	285	$165,600	
Carlos Franco (Paraguay)	T7	79 68 70 69	286	$143,367	
Davis Love III	T7	75 72 68 71	286	$143,367	
Crystal Vase: Day's Low Score (68), Round 3					
Phil Mickelson	T7	71 68 76 71	286	$143,367	
Hal Sutton	10	72 75 71 69	287	$124,200	
Fred Couples	T11	76 72 70 70	288	$105,800	
Greg Norman (Australia)	T11	80 68 70 70	288	$105,800	
Nick Price (Zimbabwe)	T11	74 69 73 72	288	$105,800	
Jim Furyk	T14	73 74 71 71	289	$80,500	
John Huston	T14	77 69 72 71	289	$80,500	
Dennis Paulson	T14	68 76 73 72	289	$80,500	
Crystal Vase: Day's Low Score (68), Round 1					
Pair of Crystal Goblets: Eagle, Round 1, Hole 2					
Chris Perry	T14	73 75 72 69	289	$80,500	
Pair of Crystal Goblets: Eagle, Round 1, Hole 13					
Jeff Sluman	18	73 69 77 71	290	$69,000	
Glen Day	T19	79 67 74 71	291	$53,820	
Bob Estes	T19	72 71 77 71	291	$53,820	
Padraig Harrington (Ireland)	T19	76 69 75 71	291	$53,820	
Colin Montgomerie (Scotland)	T19	76 69 77 69	291	$53,820	
Pair of Crystal Goblets: Eagle, Round 2, Hole 5					
Pair of Crystal Goblets: Eagle, Round 4, Hole 13					
Steve Stricker	T19	70 73 75 73	291	$53,820	
Jean Van de Velde (France)	T19	76 70 75 70	291	$53,820	
Steve Jones	T25	71 70 76 75	292	$37,567	
Larry Mize	T25	78 67 73 74	292	$37,567	
Pair of Crystal Goblets: Eagle, Round 2, Hole 3					
Craig Parry (Australia)	T25	75 71 72 74	292	$37,567	
Paul Azinger	T28	72 72 77 72	293	$28,673	
Thomas Bjorn (Denmark)	T28	71 77 73 72	293	$28,673	
Stewart Cink	T28	75 72 72 74	293	$28,673	

2000 Masters Tournament (Continued)

PLAYER	POSITION	SCORES	TOTAL	PRIZE MONEY	STATUS
Nick Faldo (England)	T28	72 72 74 75	293	$28,673	
Dudley Hart	T28	75 71 72 75	293	$28,673	
Bernhard Langer (Germany)	T28	71 71 75 76	293	$28,673	
Pair of Crystal Goblets: Eagle, Round 1, Hole 13					
Pair of Crystal Goblets: Eagle, Round 3, Hole 13					
Justin Leonard	T28	72 71 77 73	293	$28,673	
Masashi Ozaki (Japan)	T28	72 72 74 75	293	$28,673	
Mike Weir (Canada)	T28	75 70 70 78	293	$28,673	
Notah Begay III	T37	74 74 73 73	294	$21,620	
Fred Funk	T37	75 68 78 73	294	$21,620	
Jay Haas	T37	75 71 75 73	294	$21,620	
Mark Brooks	T40	72 76 73 74	295	$17,480	
Darren Clarke (N. Ireland)	T40	72 71 78 74	295	$17,480	
Sergio Garcia (Spain)	T40	70 72 75 78	295	$17,480	
Retief Goosen (South Africa)	T40	73 69 79 74	295	$17,480	
Pair of Crystal Goblets: Eagle, Round 2, Hole 15					
Jesper Parnevik (Sweden)	T40	77 71 70 77	295	$17,480	
Ian Woosnam (Wales)	T40	74 70 76 75	295	$17,480	
Scott Gump	T46	75 70 78 73	296	$13,800	
Shigeki Maruyama (Japan)	T46	76 71 74 75	296	$13,800	
Brandt Jobe	48	73 74 76 74	297	$12,604	
Miguel Angel Jimenez (Spain)	T49	76 71 79 72	298	$11,623	
Pair of Crystal Goblets: Eagle, Round 1, Hole 13					
Steve Pate	T49	78 69 77 74	298	$11,623	
David Toms	T49	74 72 73 79	298	$11,623	
Steve Elkington (Australia)	T52	74 74 78 73	299	$10,948	
Rocco Mediate	T52	71 74 75 79	299	$10,948	
Pair of Crystal Goblets: Eagle, Round 1, Hole 3					
David Gossett	T54	75 71 79 78	303		Amateur
Sterling Silver Cup: Low Amateur					
Jack Nicklaus	T54	74 70 81 78	303	$10,672	
Skip Kendall	56	76 72 77 83	308	$10,580	
Tommy Aaron	57	72 74 86 81	313	$10,488	
Aaron Baddeley (Australia)		77 72	149		Amateur
Danny Green		73 76	149		Amateur
Pair of Crystal Goblets: Eagle, Round 1, Hole 9					
Scott Hoch		78 71	149	$5,000	
Jeff Maggert		77 72	149	$5,000	
Jose Maria Olazabal (Spain)		72 77	149	$5,000	
Bob Tway		77 72	149	$5,000	
Duffy Waldorf		78 71	149	$5,000	
Stuart Appleby (Australia)		73 77	150	$5,000	
Angel Cabrera (Argentina)		74 76	150	$5,000	
Brent Geiberger		76 74	150	$5,000	
Sung Yoon Kim (South Korea)		75 75	150		Amateur
Mark O'Meara		75 75	150	$5,000	
Corey Pavin		80 70	150	$5,000	
Gary Player (South Africa)		76 74	150	$5,000	
Craig Stadler		73 77	150	$5,000	
Gabriel Hjertstedt (Sweden)		78 73	151	$5,000	
Pair of Crystal Goblets: Eagle, Round 2, Hole 5					
Sandy Lyle (Scotland)		79 72	151	$5,000	
Tom Watson		75 76	151	$5,000	
Lee Janzen		76 76	152	$5,000	
Naomichi Ozaki (Japan)		75 77	152	$5,000	
Lee Westwood (England)		77 75	152	$5,000	

2000 Masters Tournament (Continued)

PLAYER	POSITION	SCORES	TOTAL	PRIZE MONEY	STATUS
John Daly		80 73	153	$5,000	
Hunter Haas		80 73	153		Amateur
Paul Lawrie (Scotland)		79 74	153	$5,000	
Charles Coody		81 74	155	$5,000	
Ben Crenshaw		79 76	155	$5,000	
Kirk Triplett		76 79	155	$5,000	
Ted Tryba		75 81	156	$5,000	
Fuzzy Zoeller		82 74	156	$5,000	
Brian Watts		78 79	157	$5,000	
Raymond Floyd		80 78	158	$5,000	
Tim Herron		84 74	158	$5,000	
Graeme Storm (England)		83 76	159		Amateur
Arnold Palmer		78 82	160	$5,000	
Seve Ballesteros (Spain)		81 81	162	$5,000	
Gay Brewer		84 78	162	$5,000	
Billy Casper	Withdrew	84	84	$5,000	
Doug Ford	Withdrew	94	94	$5,000	
TOTAL				$4,627,828	

2000 Cumulative Course Statistics

Hole	Yards	Par	Average	Rank*	Eagles	Birdies	Pars	Bogeys	Double Bogeys	Other
1	410	4	4.294	2	0	22	176	97	7	0
2	575	5	4.841	16	1	101	153	41	4	2
3	350	4	4.086	12	2	33	205	61	1	0
4	205	3	3.264	4	0	25	185	82	8	2
5	435	4	4.122	T10	2	26	212	57	5	0
6	180	3	3.185	8	0	22	210	62	8	0
7	365	4	4.036	14	0	55	193	45	6	3
8	550	5	4.794	17	0	104	161	32	5	0
9	430	4	4.152	9	1	35	191	67	8	0
Out	**3,500**	**36**	**36.778**		**6**	**423**	**1,686**	**544**	**52**	**7**
10	485	4	4.284	3	0	24	179	88	11	0
11	455	4	4.380	1	0	16	180	82	23	1
12	155	3	3.254	5	0	32	191	54	20	5
13	485	5	4.791	18	6	121	122	41	8	4
14	405	4	4.049	13	0	51	188	60	3	0
15	500	5	4.894	15	2	95	155	38	9	3
16	170	3	3.122	T10	0	39	191	68	4	0
17	425	4	4.221	T6	0	27	193	70	12	0
18	405	4	4.221	T6	0	44	157	93	7	1
In	**3,485**	**36**	**37.221**		**8**	**449**	**1,556**	**594**	**97**	**14**
Total	**6,985**	**72**	**74.000**		**14**	**872**	**3,242**	**1,138**	**149**	**21**

*Holes ranked from 1 (most difficult) to 18 (least difficult)

Scoring Summary

	Below 70	Under Par	Par	Over Par	80 & Over	Course Average	Round Leader	Low Round	Vijay Singh
Round 1	2	9	12	74	13	75.589	Dennis Paulson (68)	Dennis Paulson (68)	T10
Round 2	17	37	15	41	3	72.645	David Duval (138)	David Duval (65)	T2
Round 3	2	11	5	41	2	74.439	Vijay Singh (209)	Davis Love III (68) Tiger Woods (68)	1
Round 4	9	21	5	31	2	73.123	Vijay Singh (278)	Ernie Els (68)	1
All Rounds	**30**	**78**	**37**	**187**	**20**	**74.000**			



1999 MASTERS TOURNAMENT
APRIL 8-11, 1999

Cut: 56 players at four-over-par 148 from a starting field of 96
Weather: First round play was suspended due to darkness with eight groupings still on the course. Play resumed Friday at 9:00 a.m.
Summary: Jose Maria Olazabal made important birdie putts on hole Nos. 13 and 16 Sunday to win his second Masters. With his victory, Olazabal became the Tournament's 14th multiple winner, having also won the title in 1994. His eight-under-par total 280 was two strokes better than Davis Love III and three better than Greg Norman.

PLAYER	POSITION	SCORES	TOTAL	PRIZE MONEY	STATUS
Jose Maria Olazabal (Spain)	1	70 66 73 71	280	$720,000	
Sterling Silver Replica Masters Trophy: Winner					
Gold Medal: Winner					
Crystal Vase: Day's Low Score (66), Round 2					
Pair of Crystal Goblets: Eagle, Round 1, Hole 13					
Davis Love III	2	69 72 70 71	282	$432,000	
Silver Medal: Runner-up					
Sterling Silver Salver: Runner-up					
Crystal Vase: Day's Low Score (69), Round 1					
Greg Norman (Australia)	3	71 68 71 73	283	$272,000	
Pair of Crystal Goblets: Eagle, Round 4, Hole 13					
Bob Estes	T4	71 72 69 72	284	$176,000	
Steve Pate	T4	71 75 65 73	284	$176,000	
Crystal Vase: Day's Low Score (65), Round 3					
David Duval	T6	71 74 70 70	285	$125,200	
Crystal Vase: Day's Low Score (70), Round 4					
Pair of Crystal Goblets: Eagle, Round 4, Hole 2					
Carlos Franco (Paraguay)	T6	72 72 68 73	285	$125,200	
Pair of Crystal Goblets: Eagle, Round 3, Hole 8					
Phil Mickelson	T6	74 69 71 71	285	$125,200	
Pair of Crystal Goblets: Eagle, Round 4, Hole 13					
Nick Price (Zimbabwe)	T6	69 72 72 72	285	$125,200	
Crystal Vase: Day's Low Score (69), Round 1					
Pair of Crystal Goblets: Eagle, Round 1, Hole 2					
Pair of Crystal Goblets: Eagle, Round 3, Hole 13					
Lee Westwood (England)	T6	75 71 68 71	285	$125,200	
Steve Elkington (Australia)	T11	72 70 71 74	287	$92,000	
Bernhard Langer (Germany)	T11	76 66 72 73	287	$92,000	
Crystal Vase: Day's Low Score (66), Round 2					
Colin Montgomerie (Scotland)	T11	70 72 71 74	287	$92,000	
Pair of Crystal Goblets: Eagle, Round 2, Hole 3					
Jim Furyk	T14	72 73 70 73	288	$70,000	
Lee Janzen	T14	70 69 73 76	288	$70,000	
Pair of Crystal Goblets: Eagle, Round 1, Hole 2					
Brandt Jobe	T14	72 71 74 71	288	$70,000	
Ian Woosnam (Wales)	T14	71 74 71 72	288	$70,000	
Brandel Chamblee	T18	69 73 75 72	289	$52,160	
Crystal Vase: Day's Low Score (69), Round 1					
Pair of Crystal Goblets: Eagle, Round 1, Hole 13					
Bill Glasson	T18	72 70 73 74	289	$52,160	
Justin Leonard	T18	70 72 73 74	289	$52,160	
Scott McCarron	T18	69 68 76 76	289	$52,160	
Crystal Vase: Day's Low Score (69), Round 1					
Tiger Woods	T18	72 72 70 75	289	$52,160	
Pair of Crystal Goblets: Eagle, Round 3, Hole 13					

1999 Masters Tournament (Continued)

PLAYER	POSITION	SCORES	TOTAL	PRIZE MONEY	STATUS
Larry Mize	23	76 70 72 72	290	$41,600	
Pair of Crystal Goblets: Eagle, Round 2, Hole 7					
Brad Faxon	T24	74 73 68 76	291	$35,200	
Pair of Crystal Goblets: Eagle, Round 2, Hole 13					
Per-Ulrik Johansson (Sweden)	T24	75 72 71 73	291	$35,200	
Vijay Singh (Fiji)	T24	72 76 71 72	291	$35,200	
Stewart Cink	T27	74 70 71 77	292	$29,000	
Fred Couples	T27	74 71 76 71	292	$29,000	
Pair of Crystal Goblets: Eagle, Round 4, Hole 8					
Ernie Els (South Africa)	T27	71 72 69 80	292	$29,000	
Pair of Crystal Goblets: Eagle, Round 2, Hole 13					
Rocco Mediate	T27	73 74 69 76	292	$29,000	
Pair of Crystal Goblets: Eagle, Round 3, Hole 13					
Tom Lehman	T31	73 72 73 75	293	$23,720	
Pair of Crystal Goblets: Eagle, Round 1, Hole 13					
Shigeki Maruyama (Japan)	T31	78 70 71 74	293	$23,720	
Pair of Crystal Goblets: Eagle, Round 4, Hole 13					
Mark O'Meara	T31	70 76 69 78	293	$23,720	
Jeff Sluman	T31	70 75 70 78	293	$23,720	
Brian Watts	T31	73 73 70 77	293	$23,720	
Pair of Crystal Goblets: Eagle, Round 2, Hole 13					
John Huston	T36	74 72 71 77	294	$20,100	
Andrew Magee	T36	70 77 72 75	294	$20,100	
Pair of Crystal Goblets: Eagle, Round 3, Hole 15					
Billy Andrade	T38	76 72 72 75	295	$17,200	
Mark Brooks	T38	76 72 75 72	295	$17,200	
Raymond Floyd	T38	74 73 72 76	295	$17,200	
Pair of Crystal Goblets: Eagle, Round 3, Hole 13					
Sergio Garcia (Spain)	T38	72 75 75 73	295		Amateur
Sterling Silver Cup: Low Amateur					
Craig Stadler	T38	72 76 70 77	295	$17,200	
Steve Stricker	T38	75 72 69 79	295	$17,200	
Jay Haas	T44	74 69 79 75	297	$14,000	
Tim Herron	T44	75 69 74 79	297	$14,000	
Scott Hoch	T44	75 73 70 79	297	$14,000	
Pair of Crystal Goblets: Eagle, Round 2, Hole 13					
Tom McKnight	T44	73 74 73 77	297		Amateur
Silver Medal: Low Amateur Runner-up					
Pair of Crystal Goblets: Eagle, Round 2, Hole 8					
Sandy Lyle (Scotland)	T48	71 77 70 80	298	$12,000	
Craig Parry (Australia)	T48	75 73 73 77	298	$12,000	
Matt Kuchar	T50	77 71 73 78	299		Amateur
Pair of Crystal Goblets: Eagle, Round 2, Hole 13					
Chris Perry	T50	73 72 74 80	299	$10,960	
Olin Browne	T52	74 74 72 80	300	$9,980	
John Daly	T52	72 76 71 81	300	$9,980	
Payne Stewart	T52	73 75 77 75	300	$9,980	
Bob Tway	T52	75 73 78 74	300	$9,980	
Trevor Immelman (South Africa)	56	72 76 78 79	305		Amateur
Thomas Bjorn (Denmark)		76 73	149	$5,000	
Fred Funk		76 73	149	$5,000	
Pair of Crystal Goblets: Eagle, Round 2, Hole 14					
Miguel Angel Jimenez (Spain)		72 77	149	$5,000	
Frank Lickliter		72 77	149	$5,000	
Pair of Crystal Goblets: Eagle, Round 2, Hole 15					
Fuzzy Zoeller		72 77	149	$5,000	
Stuart Appleby (Australia)		73 77	150	$5,000	

1999 Masters Tournament (Continued)

PLAYER	POSITION	SCORES	TOTAL	PRIZE MONEY	STATUS
John Cook		76 74	150	$5,000	
J. P. Hayes		76 74	150	$5,000	
Masashi Ozaki (Japan)		71 79	150	$5,000	
Pair of Crystal Goblets: Eagle, Round 1, Hole 10					
Charles Coody		77 74	151	$5,000	
Jesper Parnevik (Sweden)		74 77	151	$5,000	
Patrik Sjoland (Sweden)		76 75	151	$5,000	
Tom Watson		74 77	151	$5,000	
Willie Wood		79 72	151	$5,000	
Paul Azinger		74 78	152	$5,000	
Pair of Crystal Goblets: Eagle, Round 2, Hole 13					
Mark Calcavecchia		75 77	152	$5,000	
Gabriel Hjertstedt (Sweden)		74 78	152	$5,000	
Hank Kuehne		74 78	152		Amateur
Loren Roberts		76 76	152	$5,000	
Darren Clarke (N. Ireland)		75 78	153	$5,000	
Ben Crenshaw		74 79	153	$5,000	
Nick Faldo (England)		80 73	153	$5,000	
Billy Mayfair		78 75	153	$5,000	
Corey Pavin		75 78	153	$5,000	
Jeff Maggert		78 76	154	$5,000	
David Toms		78 76	154	$5,000	
Pair of Crystal Goblets: Eagle, Round 1, Hole 13					
Scott Verplank		78 76	154	$5,000	
Glen Day		78 77	155	$5,000	
Trevor Dodds (Namibia)		78 77	155	$5,000	
Hal Sutton		79 76	155	$5,000	
Seve Ballesteros (Spain)		78 78	156	$5,000	
Steve Jones		77 79	156	$5,000	
Gary Player (South Africa)		79 79	158	$5,000	
Tommy Aaron		77 82	159	$5,000	
Arnold Palmer		83 78	161	$5,000	
John Miller		81 81	162		Amateur
Joe Durant		87 79	166	$5,000	
Gay Brewer	Withdrew	80	80	$5,000	
Billy Casper	Withdrew	86	86	$5,000	
Doug Ford	Withdrew	88	88	$5,000	
TOTAL				**$4,033,680**	

1999 Cumulative Course Statistics

Hole	Yards	Par	Average	Rank*	Eagles	Birdies	Pars	Bogeys	Double Bogeys	Other
1	410	4	4.244	4	0	23	186	91	3	0
2	575	5	4.858	16	3	84	180	25	11	0
3	350	4	4.171	9	1	32	192	70	8	0
4	205	3	3.346	1	0	13	180	103	6	1
5	435	4	4.221	5	0	28	189	77	9	0
6	180	3	3.204	7	0	20	202	80	1	0
7	365	4	4.079	13	1	45	193	58	5	1
8	550	5	4.828	17	3	81	190	24	4	1
9	430	4	4.108	11	0	35	205	59	3	1
Out	**3,500**	**36**	**37.062**		**8**	**361**	**1,717**	**587**	**50**	**4**
10	485	4	4.202	8	1	28	194	66	11	1
11	455	4	4.215	6	0	32	197	48	23	1
12	155	3	3.305	T2	0	32	170	79	15	5
13	485	5	4.614	18	17	126	123	27	7	1
14	405	4	4.086	12	1	43	193	58	5	1
15	500	5	5.026	15	2	70	176	30	18	5
16	170	3	3.129	10	0	36	205	48	9	3
17	425	4	4.305	T2	0	18	182	93	7	1
18	405	4	4.036	14	0	50	194	53	4	0
In	**3,485**	**36**	**36.923**		**21**	**435**	**1,634**	**502**	**99**	**18**
Total	**6,985**	**72**	**73.986**		**29**	**796**	**3,351**	**1,089**	**149**	**22**

*Holes ranked from 1 (most difficult) to 18 (least difficult)

Scoring Summary

	Below 70	Under Par	Par	Over Par	80 & Over	Course Average	Round Leader	Low Round	Jose Maria Olazabal
Round 1	4	19	14	63	7	74.510	Brandel Chamblee (69) Davis Love III (69) Nick Price (69) Scott McCarron (69)	Brandel Chamblee (69) Davis Love III (69) Nick Price (69) Scott McCarron (69)	T5
Round 2	8	17	16	60	2	74.043	Jose Maria Olazabal (136)	Jose Maria Olazabal (66) Bernhard Langer (66)	1
Round 3	9	29	7	20	0	71.857	Jose Maria Olazabal (209)	Steve Pate (65)	1
Round 4	0	7	7	42	5	74.964	Jose Maria Olazabal (280)	David Duval (70)	1
All Rounds	**21**	**72**	**44**	**185**	**14**	**73.957**			



1998 MASTERS TOURNAMENT
APRIL 9-12, 1998

Cut: 46 players at six-over-par 150 from a starting field of 88
Weather: Ten players did not finish the first round due to darkness. The round was finished Friday morning.
Summary: Mark O'Meara birdied three of the final four holes, including hole Nos. 17 and 18 to win the 1998 Masters. It was O'Meara's 15th Masters, setting a record at the time for number of attempts before a victory. His 20-foot birdie putt at No. 18 defeated Fred Couples and David Duval by a stroke.

PLAYER	POSITION	SCORES	TOTAL	PRIZE MONEY	STATUS
Mark O'Meara	1	74 70 68 67	279	$576,000	
Sterling Silver Replica Masters Trophy: Winner					
Gold Medal: Winner					
Fred Couples	T2	69 70 71 70	280	$281,600	
Silver Medal: Runner-up					
Sterling Silver Salver: Runner-up					
Crystal Vase: Day's Low Score (69), Round 1					
Pair of Crystal Goblets: Eagle, Round 3, Hole 13					
Pair of Crystal Goblets: Eagle, Round 4, Hole 15					
David Duval	T2	71 68 74 67	280	$281,600	
Silver Medal: Runner-up					
Sterling Silver Salver: Runner-Up					
Crystal Vase: Day's Low Score (68), Round 2					
Jim Furyk	4	76 70 67 68	281	$153,600	
Crystal Vase: Day's Low Score (67), Round 3					
Paul Azinger	5	71 72 69 70	282	$128,000	
Jack Nicklaus	T6	73 72 70 68	283	$111,200	
David Toms	T6	75 72 72 64	283	$111,200	
Crystal Vase: Day's Low Score (64), Round 4					
Darren Clarke (N. Ireland)	T8	76 73 67 69	285	$89,600	
Crystal Vase: Day's Low Score (67), Round 3					
Pair of Crystal Goblets: Eagle, Round 3, Hole 13					
Pair of Crystal Goblets: Eagle, Round 3, Hole 15					
Justin Leonard	T8	74 73 69 69	285	$89,600	
Colin Montgomerie (Scotland)	T8	71 75 69 70	285	$89,600	
Tiger Woods	T8	71 72 72 70	285	$89,600	
Jay Haas	T12	72 71 71 72	286	$64,800	
Per-Ulrik Johansson (Sweden)	T12	74 75 67 70	286	$64,800	
Crystal Vase: Day's Low Score (67), Round 3					
Phil Mickelson	T12	74 69 69 74	286	$64,800	
Pair of Crystal Goblets: Eagle, Round 2, Hole 2					
Jose Maria Olazabal (Spain)	T12	70 73 71 72	286	$64,800	
Mark Calcavecchia	T16	74 74 69 70	287	$48,000	
Pair of Crystal Goblets: Eagle, Round 2, Hole 13					
Ernie Els (South Africa)	T16	75 70 70 72	287	$48,000	
Pair of Crystal Goblets: Eagle, Round 2, Hole 2					
Scott Hoch	T16	70 71 73 73	287	$48,000	
Scott McCarron	T16	73 71 72 71	287	$48,000	
Pair of Crystal Goblets: Eagle, Round 1, Hole 15					
Pair of Crystal Goblets: Eagle, Round 4, Hole 13					
Ian Woosnam (Wales)	T16	74 71 72 70	287	$48,000	
Matt Kuchar	T21	72 76 68 72	288		Amateur
Sterling Silver Cup: Low Amateur					
Willie Wood	T21	74 74 70 70	288	$38,400	
Stewart Cink	T23	74 76 69 70	289	$33,280	
Pair of Crystal Goblets: Eagle, Round 1, Hole 13					
John Huston	T23	77 71 70 71	289	$33,280	

1998 Masters Tournament (Continued)

PLAYER	POSITION	SCORES	TOTAL	PRIZE MONEY	STATUS
Jeff Maggert	T23	72 73 72 72	289	$33,280	
Brad Faxon	T26	73 74 71 72	290	$26,133	
David Frost (South Africa)	T26	72 73 74 71	290	$26,133	
Steve Jones	T26	75 70 75 70	290	$26,133	
Michael Bradley	29	73 74 72 72	291	$23,680	
Steve Elkington (Australia)	30	75 75 71 71	292	$22,720	
Andrew Magee	T31	74 72 74 73	293	$21,280	
Jesper Parnevik (Sweden)	T31	75 73 73 72	293	$21,280	
Phil Blackmar	T33	71 78 75 70	294	$18,112	
John Daly	T33	77 71 71 75	294	$18,112	
Lee Janzen	T33	76 74 72 72	294	$18,112	
Pair of Crystal Goblets: Eagle, Round 4, Hole 2					
Davis Love III	T33	74 75 67 78	294	$18,112	
Crystal Vase: Day's Low Score (67), Round 3					
Pair of Crystal Goblets: Eagle, Round 3, Hole 17					
Pair of Crystal Goblets: Eagle, Round 4, Hole 13					
Fuzzy Zoeller	T33	71 74 75 74	294	$18,112	
Tom Kite	38	73 74 74 74	295	$15,680	
Bernhard Langer (Germany)	T39	75 73 74 74	296	$14,720	
Paul Stankowski	T39	70 80 72 74	296	$14,720	
Pair of Crystal Goblets: Eagle, Round 3, Hole 15					
Corey Pavin	T41	73 77 72 75	297	$13,440	
Craig Stadler	T41	79 68 73 77	297	$13,440	
Crystal Vase: Day's Low Score (68), Round 2					
John Cook	43	75 73 74 76	298	$12,480	
Lee Westwood (England)	44	74 76 72 78	300	$11,840	
Joel Kribel	45	74 76 76 75	301		Amateur
Silver Medal: Low Amateur Runner-up					
Gary Player (South Africa)	46	77 72 78 75	302	$11,200	
Billy Ray Brown		76 75	151	$5,000	
Nick Faldo (England)		72 79	151	$5,000	
Raymond Floyd		74 77	151	$5,000	
Retief Goosen (South Africa)		74 77	151	$5,000	
Tim Herron		76 75	151	$5,000	
Sandy Lyle (Scotland)		74 77	151	$5,000	
Pair of Crystal Goblets: Eagle, Round 1, Hole 13					
Billy Mayfair		76 75	151	$5,000	
Nick Price (Zimbabwe)		75 76	151	$5,000	
Tommy Tolles		75 76	151	$5,000	
Tom Watson		78 73	151	$5,000	
Olin Browne		72 80	152	$5,000	
Larry Mize		73 79	152	$5,000	
Masashi Ozaki (Japan)		75 77	152	$5,000	
Bob Tway		74 78	152	$5,000	
Billy Andrade		75 78	153	$5,000	
Bradley Hughes (Australia)		75 78	153	$5,000	
Frank Nobilo (New Zealand)		77 76	153	$5,000	
Pair of Crystal Goblets: Eagle, Round 2, Hole 15					
Costantino Rocca (Italy)		81 72	153	$5,000	
Stuart Appleby (Australia)		77 77	154	$5,000	
Shigeki Maruyama (Japan)		74 80	154	$5,000	
Greg Norman (Australia)		76 78	154	$5,000	
Jeff Sluman		78 76	154	$5,000	
Ben Crenshaw		83 72	155	$5,000	
David Ogrin		77 78	155	$5,000	
Mark Brooks		80 76	156	$5,000	
Tom Lehman		80 76	156	$5,000	

1998 Masters Tournament (Continued)

PLAYER	POSITION	SCORES	TOTAL	PRIZE MONEY	STATUS
Vijay Singh (Fiji)		76 80	156	$5,000	
Seve Ballesteros (Spain)		78 79	157	$5,000	
Pair of Crystal Goblets: Eagle, Round 2, Hole 2					
Fred Funk		79 78	157	$5,000	
Ignacio Garrido (Spain)		85 72	157	$5,000	
Gabriel Hjertstedt (Sweden)		79 78	157	$5,000	
Scott Simpson		79 78	157	$5,000	
Craig Watson (Scotland)		79 78	157		Amateur
Gay Brewer		72 86	158	$5,000	
Tim Clark (South Africa)		80 78	158		Amateur
Tommy Aaron		81 79	160	$5,000	
Ken Bakst		82 78	160		Amateur
Bill Glasson		82 79	161	$5,000	
Charles Coody		79 85	164	$5,000	
Arnold Palmer		79 87	166	$5,000	
Billy Casper		81 86	167	$5,000	
Doug Ford	Withdrew	86	86	$5,000	
TOTAL				**$3,199,480**	

1998 Cumulative Course Statistics

Hole	Yards	Par	Average	Rank*	Eagles	Birdies	Pars	Bogeys	Double Bogeys	Other
1	400	4	4.414	1	0	14	145	98	8	3
2	555	5	4.772	17	4	92	136	33	3	0
3	360	4	4.190	5	0	37	152	70	9	0
4	205	3	3.261	3	0	17	170	75	6	0
5	435	4	4.149	10	0	23	186	55	4	0
6	180	3	3.242	4	0	24	163	73	8	0
7	360	4	4.018	15	0	49	168	48	3	0
8	535	5	4.876	16	0	71	162	32	3	0
9	435	4	4.033	14	0	50	166	45	7	0
Out	**3,465**	**36**	**36.958**		**4**	**377**	**1,448**	**529**	**51**	**3**
10	485	4	4.168	8	0	24	178	62	2	1
11	455	4	4.164	9	0	21	191	45	10	0
12	155	3	3.322	2	0	23	152	79	9	4
13	485	5	4.745	18	7	93	134	29	3	1
14	405	4	4.183	6	0	34	158	67	8	0
15	500	5	5.097	13	5	79	124	27	22	10
16	170	3	3.179	7	0	37	159	60	8	3
17	400	4	4.108	12	1	39	165	56	4	2
18	405	4	4.138	11	0	31	174	56	6	0
In	**3,460**	**36**	**37.108**		**13**	**381**	**1,435**	**481**	**72**	**21**
Total	**6,925**	**72**	**74.067**		**17**	**758**	**2,883**	**1,010**	**123**	**24**

*Holes ranked from 1 (most difficult) to 18 (least difficult)

Scoring Summary

	Below 70	Under Par	Par	Over Par	80 & Over	Course Average	Round Leader	Low Round	Mark O'Meara
Round 1	1	10	7	71	11	75.409	Fred Couples (69)	Fred Couples (69)	T25
Round 2	3	14	9	64	8	75.241	David Duval (139) Fred Couples (139)	Craig Stadler (68) David Duval (68)	T9
Round 3	12	22	10	14	0	71.435	Fred Couples (210)	Darren Clarke (67) Davis Love III (67) Jim Furyk (67) Per-Ulrik Johansson (67)	T2
Round 4	7	22	9	15	0	71.717	Mark O'Meara (279)	David Toms (64)	1
All Rounds	**23**	**68**	**35**	**164**	**19**	**73.957**			



1997 MASTERS TOURNAMENT
APRIL 10-13, 1997

Cut: 46 players at five-over-par 149 from a starting field of 86
Summary: At age 21, Tiger Woods became the youngest champion ever in Masters history. Woods broke the Tournament 72-hole record by one stroke, scoring a four-day total 18-under-par 270. His margin of victory of 12 strokes over runner-up Tom Kite also set a Tournament record. Woods earned his Green Jacket in only his third Masters appearance.

PLAYER	POSITION	SCORES	TOTAL	PRIZE MONEY	STATUS
Tiger Woods	1	70 66 65 69	270	$486,000	
Sterling Silver Replica Masters Trophy: Winner					
Gold Medal: Winner					
Crystal Vase: Day's Low Score (66), Round 2					
Crystal Vase: Day's Low Score (65), Round 3					
Pair of Crystal Goblets: Eagle, Round 1, Hole 15					
Pair of Crystal Goblets: Eagle, Round 2, Hole 13					
Tom Kite	2	77 69 66 70	282	$291,600	
Silver Medal: Runner-up					
Sterling Silver Salver: Runner-up					
Tommy Tolles	3	72 72 72 67	283	$183,600	
Crystal Vase: Day's Low Score (67), Round 4					
Pair of Crystal Goblets: Eagle, Round 2, Hole 15					
Tom Watson	4	75 68 69 72	284	$129,600	
Costantino Rocca (Italy)	T5	71 69 70 75	285	$102,600	
Pair of Crystal Goblets: Eagle, Round 3, Hole 13					
Paul Stankowski	T5	68 74 69 74	285	$102,600	
Pair of Crystal Goblets: Eagle, Round 1, Hole 8					
Pair of Crystal Goblets: Eagle, Round 3, Hole 13					
Fred Couples	T7	72 69 73 72	286	$78,570	
Bernhard Langer (Germany)	T7	72 72 74 68	286	$78,570	
Justin Leonard	T7	76 69 71 70	286	$78,570	
Davis Love III	T7	72 71 72 71	286	$78,570	
Pair of Crystal Goblets: Eagle, Round 2, Hole 13					
Pair of Crystal Goblets: Eagle, Round 4, Hole 13					
Jeff Sluman	T7	74 67 72 73	286	$78,570	
Pair of Crystal Goblets: Eagle, Round 2, Hole 2					
Steve Elkington (Australia)	T12	76 72 72 67	287	$52,920	
Crystal Vase: Day's Low Score (67), Round 4					
Pair of Crystal Goblets: Eagle, Round 4, Hole 13					
Per-Ulrik Johansson (Sweden)	T12	72 73 73 69	287	$52,920	
Tom Lehman	T12	73 76 69 69	287	$52,920	
Pair of Crystal Goblets: Eagle, Round 2, Hole 15					
Pair of Crystal Goblets: Eagle, Round 4, Hole 13					
Jose Maria Olazabal (Spain)	T12	71 70 74 72	287	$52,920	
Pair of Crystal Goblets: Eagle, Round 2, Hole 2					
Willie Wood	T12	72 76 71 68	287	$52,920	
Mark Calcavecchia	T17	74 73 72 69	288	$39,150	
Pair of Crystal Goblets: Eagle, Round 4, Hole 13					
Ernie Els (South Africa)	T17	73 70 71 74	288	$39,150	
Pair of Crystal Goblets: Eagle, Round 1, Hole 7					
Fred Funk	T17	73 74 69 72	288	$39,150	
Vijay Singh (Fiji)	T17	75 74 69 70	288	$39,150	
Stuart Appleby (Australia)	T21	72 76 70 71	289	$30,240	
John Huston	T21	67 77 75 70	289	$30,240	
Crystal Vase: Day's Low Score (67), Round 1					
Pair of Crystal Goblets: Eagle, Round 1, Hole 18					

1997 Masters Tournament (Continued)

PLAYER	POSITION	SCORES	TOTAL	PRIZE MONEY	STATUS
Jesper Parnevik (Sweden)	T21	73 72 71 73	289	$30,240	
Nick Price (Zimbabwe)	T24	71 71 75 74	291	$24,840	
Lee Westwood (England)	T24	77 71 73 70	291	$24,840	
Lee Janzen	T26	72 73 74 73	292	$21,195	
Craig Stadler	T26	77 72 71 72	292	$21,195	
Paul Azinger	T28	69 73 77 74	293	$19,575	
Jim Furyk	T28	74 75 72 72	293	$19,575	
Scott McCarron	T30	77 71 72 74	294	$17,145	
Pair of Crystal Goblets: Eagle, Round 2, Hole 15					
Pair of Crystal Goblets: Eagle, Round 3, Hole 8					
Larry Mize	T30	79 69 74 72	294	$17,145	
Colin Montgomerie (Scotland)	T30	72 67 74 81	294	$17,145	
Mark O'Meara	T30	75 74 70 75	294	$17,145	
Pair of Crystal Goblets: Eagle, Round 4, Hole 13					
Sandy Lyle (Scotland)	T34	73 73 74 75	295	$14,917	
Fuzzy Zoeller	T34	75 73 69 78	295	$14,917	
Duffy Waldorf	36	74 75 72 75	296	$13,905	
Pair of Crystal Goblets: Eagle, Round 4, Hole 15					
David Frost (South Africa)	37	74 71 73 79	297	$13,230	
Scott Hoch	38	79 68 73 78	298	$12,690	
Pair of Crystal Goblets: Eagle, Round 2, Hole 2					
Jack Nicklaus	T39	77 70 74 78	299	$11,610	
Pair of Crystal Goblets: Eagle, Round 2, Hole 15					
Pair of Crystal Goblets: Eagle, Round 4, Hole 8					
Sam Torrance (Scotland)	T39	75 73 73 78	299	$11,610	
Ian Woosnam (Wales)	T39	77 68 75 79	299	$11,610	
Masashi Ozaki (Japan)	42	74 74 74 78	300	$10,530	
Pair of Crystal Goblets: Eagle, Round 1, Hole 8					
Corey Pavin	T43	75 74 78 74	301	$9,720	
Clarence Rose	T43	73 75 79 74	301	$9,720	
Ben Crenshaw	45	75 73 74 80	302	$8,910	
Pair of Crystal Goblets: Eagle, Round 2, Hole 13					
Pair of Crystal Goblets: Eagle, Round 2, Hole 15					
Pair of Crystal Goblets: Eagle, Round 3, Hole 13					
Frank Nobilo (New Zealand)	46	76 72 74 81	303	$8,370	
David Berganio Jr.		72 78	150	$5,000	
Pair of Crystal Goblets: Eagle, Round 1, Hole 15					
John Cook		77 73	150	$5,000	
David Duval		78 72	150	$5,000	
Dan Forsman		74 76	150	$5,000	
Pair of Crystal Goblets: Eagle, Round 2, Hole 13					
Phil Mickelson		76 74	150	$5,000	
Pair of Crystal Goblets: Eagle, Round 2, Hole 13					
John Morse		77 73	150	$5,000	
Warren Bladon (England)		79 72	151		Amateur
Brad Faxon		77 74	151	$5,000	
Dudley Hart		74 77	151	$5,000	
Greg Norman (Australia)		77 74	151	$5,000	
David Ogrin		77 74	151	$5,000	
Kenny Perry		73 78	151	$5,000	
Gary Player (South Africa)		76 75	151	$5,000	
Bob Tway		78 73	151	$5,000	
D. A. Weibring		78 73	151	$5,000	
Stewart Cink		75 78	153	$5,000	
Ed Fiori		78 75	153	$5,000	
Jeff Maggert		77 76	153	$5,000	
Mark McNulty (Zimbabwe)		81 72	153	$5,000	

1997 Masters Tournament (Continued)

PLAYER	POSITION	SCORES	TOTAL	PRIZE MONEY	STATUS
Tommy Aaron		77 77	154	$5,000	
Raymond Floyd		79 75	154	$5,000	
Yoshinori Kaneko (Japan)		77 77	154	$5,000	
Seve Ballesteros (Spain)		81 74	155	$5,000	
Michael Bradley		79 77	156	$5,000	
Nick Faldo (England)		75 81	156	$5,000	
Steve Stricker		77 79	156	$5,000	
Steve Scott		78 79	157		Amateur
Guy Boros		79 79	158	$5,000	
Tim Hogarth		80 78	158		Amateur
Robert Allenby (Australia)		82 77	159	$5,000	
Pair of Crystal Goblets: Eagle, Round 2, Hole 13					
Mark Brooks		77 82	159	$5,000	
Billy Casper		83 77	160	$5,000	
Charles Coody		83 77	160	$5,000	
Pair of Crystal Goblets: Eagle, Round 2, Hole 13					
Steve Jones		82 78	160	$5,000	
Ken Green		87 74	161	$5,000	
Loren Roberts		85 77	162	$5,000	
Gay Brewer		84 79	163	$5,000	
John Miller		82 81	163		Amateur
Arnold Palmer		89 87	176	$5,000	
Doug Ford		85 94	179	$5,000	
TOTAL				**$2,732,310**	

1997 Cumulative Course Statistics

Hole	Yards	Par	Average	Rank*	Eagles	Birdies	Pars	Bogeys	Double Bogeys	Other
1	400	4	4.268	2	0	17	171	65	10	1
2	555	5	4.928	16	3	75	134	43	8	1
3	360	4	4.208	7	0	23	170	64	7	0
4	205	3	3.348	1	0	13	153	93	3	2
5	435	4	4.257	4	0	23	159	74	7	1
6	180	3	3.265	3	0	20	166	68	9	1
7	360	4	4.128	13	1	41	152	64	5	1
8	535	5	4.973	15	4	58	151	45	4	2
9	435	4	4.200	T8	0	31	161	62	8	2
Out	**3,465**	**36**	**37.579**		**8**	**301**	**1,417**	**578**	**61**	**11**
10	485	4	4.231	5	0	26	166	59	11	2
11	455	4	4.098	14	0	23	194	45	2	0
12	155	3	3.215	6	0	35	160	52	11	6
13	485	5	4.659	18	15	110	104	27	4	4
14	405	4	4.181	10	0	28	167	62	7	0
15	500	5	4.833	17	8	100	113	27	8	8
16	170	3	3.200	T8	0	27	169	60	5	3
17	400	4	4.143	12	0	38	160	58	6	2
18	405	4	4.162	11	1	31	164	60	8	0
In	**3,460**	**36**	**36.727**		**24**	**418**	**1,397**	**450**	**62**	**25**
Total	**6,925**	**72**	**74.306**		**32**	**719**	**2,814**	**1,028**	**123**	**36**

*Holes ranked from 1 (most difficult) to 18 (least difficult)

Scoring Summary

	Below 70	Under Par	Par	Over Par	80 & Over	Course Average	Round Leader	Low Round	Tiger Woods
Round 1	3	7	10	69	13	76.105	John Huston (67)	John Huston (67)	4
Round 2	11	19	9	58	5	74.186	Tiger Woods (136)	Tiger Woods (66)	1
Round 3	8	16	8	22	0	72.239	Tiger Woods (201)	Tiger Woods (65)	1
Round 4	8	15	7	24	3	73.239	Tiger Woods (270)	Steve Elkington (67) Tommy Tolles (67)	1
All Rounds	**30**	**57**	**34**	**173**	**21**	**74.307**			



1996 MASTERS TOURNAMENT
APRIL 11-14, 1996

Cut: 44 players at two-over-par 146 from a starting field of 92

Summary: Playing a masterful final round, Nick Faldo collected his third Green Jacket winning by five strokes over Greg Norman. Faldo started the day six strokes behind Norman, but Faldo's low Sunday round of 67 coupled with Norman's 78 produced the dramatic victory. Norman tied the course record Thursday with a 63.

PLAYER	POSITION	SCORES	TOTAL	PRIZE MONEY	STATUS
Nick Faldo (England)	1	69 67 73 67	276	$450,000	
Sterling Silver Replica Masters Trophy: Winner					
Gold Medal: Winner					
Crystal Vase: Day's Low Score (67), Round 4					
Greg Norman (Australia)	2	63 69 71 78	281	$270,000	
Silver Medal: Runner-up					
Sterling Silver Salver: Runner-up					
Crystal Vase: Day's Low Score (63), Round 1					
Phil Mickelson	3	65 73 72 72	282	$170,000	
Pair of Crystal Goblets: Eagle, Round 4, Hole 15					
Frank Nobilo (New Zealand)	4	71 71 72 69	283	$120,000	
Scott Hoch	T5	67 73 73 71	284	$95,000	
Duffy Waldorf	T5	72 71 69 72	284	$95,000	
Crystal Vase: Day's Low Score (69), Round 3					
Pair of Crystal Goblets: Eagle, Round 3, Hole 8					
Pair of Crystal Goblets: Eagle, Round 4, Hole 2					
Davis Love III	T7	72 71 74 68	285	$77,933	
Pair of Crystal Goblets: Eagle, Round 4, Hole 15					
Jeff Maggert	T7	71 73 72 69	285	$77,933	
Corey Pavin	T7	75 66 73 71	285	$77,933	
Crystal Vase: Day's Low Score (66), Round 2					
Pair of Crystal Goblets: Eagle, Round 2, Hole 13					
David Frost (South Africa)	T10	70 68 74 74	286	$65,000	
Scott McCarron	T10	70 70 72 74	286	$65,000	
Ernie Els (South Africa)	T12	71 71 72 73	287	$52,500	
Lee Janzen	T12	68 71 75 73	287	$52,500	
Bob Tway	T12	67 72 76 72	287	$52,500	
Mark Calcavecchia	T15	71 73 71 73	288	$43,750	
Pair of Crystal Goblets: Eagle, Round 3, Hole 8					
Fred Couples	T15	78 68 71 71	288	$43,750	
John Huston	17	71 71 71 76	289	$40,000	
Paul Azinger	T18	70 74 76 70	290	$32,600	
David Duval	T18	73 72 69 76	290	$32,600	
Crystal Vase: Day's Low Score (69), Round 3					
Tom Lehman	T18	75 70 72 73	290	$32,600	
Pair of Crystal Goblets: Eagle, Round 3, Hole 8					
Mark O'Meara	T18	72 71 75 72	290	$32,600	
Nick Price (Zimbabwe)	T18	71 75 70 74	290	$32,600	
Larry Mize	T23	75 71 77 68	291	$25,000	
Loren Roberts	T23	71 73 72 75	291	$25,000	
Pair of Crystal Goblets: Eagle, Round 1, Hole 15					
Brad Faxon	T25	69 77 72 74	292	$21,000	
Raymond Floyd	T25	70 74 77 71	292	$21,000	
Crystal Bowl: Hole-in-One, Round 4, Hole 16					
Pair of Crystal Goblets: Eagle, Round 1, Hole 15					
Bob Estes	T27	71 71 79 72	293	$18,900	
Pair of Crystal Goblets: Eagle, Round 1, Hole 15					
Justin Leonard	T27	72 74 75 72	293	$18,900	

1996 Masters Tournament (Continued)

PLAYER	POSITION	SCORES	TOTAL	PRIZE MONEY	STATUS
John Daly	T29	71 74 71 78	294	$15,571	
Jim Furyk	T29	75 70 78 71	294	$15,571	
Jim Gallagher Jr.	T29	70 76 77 71	294	$15,571	
Pair of Crystal Goblets: Eagle, Round 2, Hole 15					
Hale Irwin	T29	74 71 77 72	294	$15,571	
Scott Simpson	T29	69 76 76 73	294	$15,571	
Craig Stadler	T29	73 72 71 78	294	$15,571	
Ian Woosnam (Wales)	T29	72 69 73 80	294	$15,571	
Fred Funk	T36	71 72 76 76	295	$12,333	
Jay Haas	T36	70 73 75 77	295	$12,333	
Bernhard Langer (Germany)	T36	75 70 72 78	295	$12,333	
Colin Montgomerie (Scotland)	T39	72 74 75 75	296	$11,050	
Vijay Singh (Fiji)	T39	69 71 74 82	296	$11,050	
Pair of Crystal Goblets: Eagle, Round 3, Hole 8					
Steve Lowery	T41	71 74 75 77	297	$10,050	
Jack Nicklaus	T41	70 73 76 78	297	$10,050	
Pair of Crystal Goblets: Eagle, Round 3, Hole 15					
Seve Ballesteros (Spain)	43	73 73 77 76	299	$9,300	
Alexander Cejka (Germany)	44	73 71 78 80	302	$8,800	
Tommy Aaron		71 76	147	$1,500	
David Gilford (England)		69 78	147	$1,500	
Pair of Crystal Goblets: Eagle, Round 1, Hole 13					
Jeff Sluman		74 73	147	$1,500	
Ted Tryba		72 75	147	$1,500	
Tom Watson		75 72	147	$1,500	
Pair of Crystal Goblets: Eagle, Round 1, Hole 8					
Fuzzy Zoeller		74 73	147	$1,500	
Pair of Crystal Goblets: Eagle, Round 2, Hole 13					
Mark Brooks		72 76	148	$1,500	
Bill Glasson		71 77	148	$1,500	
Masashi Ozaki (Japan)		71 77	148	$1,500	
Curtis Strange		71 77	148	$1,500	
Hal Sutton		72 76	148	$1,500	
Pair of Crystal Goblets: Eagle, Round 1, Hole 13					
Michael Campbell (New Zealand)		73 76	149	$1,500	
Sandy Lyle (Scotland)		75 74	149	$1,500	
Gary Player (South Africa)		73 76	149	$1,500	
Steve Stricker		80 69	149	$1,500	
Neal Lancaster		76 74	150	$1,500	
Arnold Palmer		74 76	150	$1,500	
Payne Stewart		74 76	150	$1,500	
Tiger Woods		75 75	150		Amateur
Ben Crenshaw		77 74	151	$1,500	
Ed Dougherty		76 75	151	$1,500	
Satoshi Higashi (Japan)		76 75	151	$1,500	
Sam Torrance (Scotland)		80 71	151	$1,500	
Kirk Triplett		76 75	151	$1,500	
Gay Brewer		75 77	152	$1,500	
Tim Herron		76 76	152	$1,500	
Tom Kite		75 77	152	$1,500	
Kenny Perry		75 77	152	$1,500	
Paul Stankowski		74 78	152	$1,500	
Pair of Crystal Goblets: Eagle, Round 2, Hole 2					
Woody Austin		79 74	153	$1,500	
Pair of Crystal Goblets: Eagle, Round 2, Hole 15					
Brad Bryant		78 75	153	$1,500	

1996 Masters Tournament (Continued)

PLAYER	POSITION	SCORES	TOTAL	PRIZE MONEY	STATUS
David Edwards		79 74	153	$1,500	
Costantino Rocca (Italy)		78 75	153	$1,500	
Pair of Crystal Goblets: Eagle, Round 1, Hole 13					
Pair of Crystal Goblets: Eagle, Round 2, Hole 13					
Mark Roe (England)		74 79	153	$1,500	
Billy Mayfair		77 77	154	$1,500	
Steve Elkington (Australia)		76 79	155	$1,500	
Brian Henninger		76 79	155	$1,500	
Gordon Sherry (Scotland)		78 77	155		Amateur
D. A. Weibring		74 81	155	$1,500	
Ian Baker-Finch (Australia)		78 79	157	$1,500	
Paul Goydos		74 83	157	$1,500	
Chris Wollmann		79 79	158		Amateur
Charles Coody		82 78	160	$1,500	
Jerry Courville Jr.		78 82	160		Amateur
George Marucci Jr.		79 81	160		Amateur
Mark McCumber		78 82	160	$1,500	
Billy Casper		75 86	161	$1,500	
Doug Ford		81 88	169	$1,500	
TOTAL				**$2,412,395**	

MASTERS QUOTES

Upon being asked his impression of Tiger Woods – "Arnold and I both agree that you could take his Masters and my Masters and add them together, and this kid should win more than that."

— Jack Nicklaus

(Tournament interview on April 10, 1996)



1996 Cumulative Course Statistics

Hole	Yards	Par	Average	Rank*	Eagles	Birdies	Pars	Bogeys	Double Bogeys	Other
1	400	4	4.279	4	0	11	187	62	11	1
2	555	5	4.750	17	3	99	136	31	3	0
3	360	4	4.257	6	0	21	175	64	9	3
4	205	3	3.363	1	0	7	164	96	5	0
5	435	4	4.264	5	0	21	165	80	5	1
6	180	3	3.216	8	0	20	182	61	9	0
7	360	4	4.121	10	0	34	180	49	9	0
8	535	5	4.783	16	5	88	141	37	1	0
9	435	4	4.106	T11	0	40	168	59	5	0
Out	**3,465**	**36**	**37.143**		**8**	**341**	**1,498**	**539**	**57**	**5**
10	485	4	4.286	3	0	24	156	83	8	1
11	455	4	4.205	9	0	35	155	74	7	1
12	155	3	3.305	2	0	25	162	68	11	6
13	485	5	4.665	18	6	128	100	30	6	2
14	405	4	4.073	13	0	41	175	51	5	0
15	500	5	4.875	15	8	91	119	42	7	5
16	170	3	3.246	7	1	28	166	60	14	3
17	400	4	3.948	14	0	57	177	33	5	0
18	405	4	4.106	T11	0	44	158	67	3	0
In	**3,460**	**36**	**36.713**		**15**	**473**	**1,368**	**508**	**66**	**18**
Total	**6,925**	**72**	**73.856**		**23**	**814**	**2,866**	**1,047**	**123**	**23**

*Holes ranked from 1 (most difficult) to 18 (least difficult)

Scoring Summary

	Below 70	Under Par	Par	Over Par	80 & Over	Course Average	Round Leader	Low Round	Nick Faldo
Round 1	10	32	9	51	4	73.402	Greg Norman (63)	Greg Norman (63)	T6
Round 2	7	24	5	63	7	74.435	Greg Norman (132)	Corey Pavin (66)	2
Round 3	2	9	9	26	0	73.773	Greg Norman (203)	David Duval (69) Duffy Waldorf (69)	2
Round 4	5	12	7	25	3	73.682	Nick Faldo (276)	Nick Faldo (67)	1
All Rounds	**24**	**77**	**30**	**165**	**14**	**73.857**			

1995 MASTERS TOURNAMENT
APRIL 6-9, 1995

Cut: 47 players at one-over-par 145 from a starting field of 86

Summary: In an emotional Tournament, Ben Crenshaw paid tribute to his late mentor Harvey Penick, who had died just the week before, by winning his second Masters title. Crenshaw birdied hole Nos. 16 and 17 Sunday to win by a stroke over Davis Love III. Crenshaw's 72-hole total 14-under-par 274 is tied for the fifth lowest score in Tournament history.

PLAYER	POSITION	SCORES	TOTAL	PRIZE MONEY	STATUS
Ben Crenshaw	1	70 67 69 68	274	$396,000	
Sterling Silver Replica Masters Trophy: Winner					
Gold Medal: Winner					
Davis Love III	2	69 69 71 66	275	$237,600	
Silver Medal: Runner-up					
Sterling Silver Salver: Runner-up					
Crystal Vase: Day's Low Score (66), Round 4					
Pair of Crystal Goblets: Eagle, Round 1, Hole 13					
Jay Haas	T3	71 64 72 70	277	$127,600	
Crystal Vase: Day's Low Score (64), Round 2					
Greg Norman (Australia)	T3	73 68 68 68	277	$127,600	
Pair of Crystal Goblets: Eagle, Round 2, Hole 13					
Steve Elkington (Australia)	T5	73 67 67 72	279	$83,600	
Pair of Crystal Goblets: Eagle, Round 2, Hole 13					
David Frost (South Africa)	T5	66 71 71 71	279	$83,600	
Crystal Vase: Day's Low Score (66), Round 1					
Scott Hoch	T7	69 67 71 73	280	$70,950	
Pair of Crystal Goblets: Eagle, Round 2, Hole 13					
Phil Mickelson	T7	66 71 70 73	280	$70,950	
Crystal Vase: Day's Low Score (66), Round 1					
Pair of Crystal Goblets: Eagle, Round 1, Hole 13					
Pair of Crystal Goblets: Eagle, Round 3, Hole 8					
Pair of Crystal Goblets: Eagle, Round 4, Hole 13					
Curtis Strange	9	72 71 65 73	281	$63,800	
Crystal Vase: Day's Low Score (65), Round 3					
Fred Couples	T10	71 69 67 75	282	$57,200	
Pair of Crystal Goblets: Eagle, Round 2, Hole 15					
Pair of Crystal Goblets: Eagle, Round 4, Hole 8					
Brian Henninger	T10	70 68 68 76	282	$57,200	
Lee Janzen	T12	69 69 74 71	283	$48,400	
Kenny Perry	T12	73 70 71 69	283	$48,400	
Pair of Crystal Goblets: Eagle, Round 3, Hole 15					
Hale Irwin	T14	69 72 71 72	284	$39,600	
Jose Maria Olazabal (Spain)	T14	66 74 72 72	284	$39,600	
Crystal Vase: Day's Low Score (66), Round 1					
Pair of Crystal Goblets: Eagle, Round 1, Hole 15					
Tom Watson	T14	73 70 69 72	284	$39,600	
Pair of Crystal Goblets: Eagle, Round 1, Hole 13					
Paul Azinger	T17	70 72 73 70	285	$28,786	
Pair of Crystal Goblets: Eagle, Round 1, Hole 15					
Pair of Crystal Goblets: Eagle, Round 4, Hole 2					
Brad Faxon	T17	76 69 69 71	285	$28,786	
Pair of Crystal Goblets: Eagle, Round 3, Hole 13					
Raymond Floyd	T17	71 70 70 74	285	$28,786	
John Huston	T17	70 66 72 77	285	$28,786	
Pair of Crystal Goblets: Eagle, Round 1, Hole 15					
Colin Montgomerie (Scotland)	T17	71 69 76 69	285	$28,786	
Corey Pavin	T17	67 71 72 75	285	$28,786	

1995 Masters Tournament (Continued)

PLAYER	POSITION	SCORES	TOTAL	PRIZE MONEY	STATUS
Ian Woosnam (Wales)	T17	69 72 71 73	285	$28,786	
David Edwards	T24	69 73 73 71	286	$18,260	
Pair of Crystal Goblets: Eagle, Round 4, Hole 15					
Nick Faldo (England)	T24	70 70 71 75	286	$18,260	
David Gilford (England)	T24	67 73 75 71	286	$18,260	
Loren Roberts	T24	72 69 72 73	286	$18,260	
Pair of Crystal Goblets: Eagle, Round 2, Hole 15					
Duffy Waldorf	T24	74 69 67 76	286	$18,260	
Bob Estes	T29	73 70 76 68	287	$15,300	
Pair of Crystal Goblets: Eagle, Round 2, Hole 13					
Masashi Ozaki (Japan)	T29	70 74 70 73	287	$15,300	
Peter Jacobsen	T31	72 73 69 74	288	$13,325	
Bernhard Langer (Germany)	T31	71 69 73 75	288	$13,325	
Pair of Crystal Goblets: Eagle, Round 4, Hole 13					
Bruce Lietzke	T31	72 71 71 74	288	$13,325	
Pair of Crystal Goblets: Eagle, Round 3, Hole 13					
Mark O'Meara	T31	68 72 71 77	288	$13,325	
Chip Beck	T35	68 76 69 77	290	$10,840	
Dan Forsman	T35	71 74 74 71	290	$10,840	
Wayne Grady (Australia)	T35	69 73 74 74	290	$10,840	
Mark McCumber	T35	73 69 69 79	290	$10,840	
Jack Nicklaus	T35	67 78 70 75	290	$10,840	
Pair of Crystal Goblets: Eagle, Round 1, Hole 5					
Pair of Crystal Goblets: Eagle, Round 3, Hole 5					
Tom Lehman	40	71 72 74 75	292	$9,500	
Mark Calcavecchia	T41	70 72 78 73	293	$8,567	
Pair of Crystal Goblets: Eagle, Round 2, Hole 13					
Pair of Crystal Goblets: Eagle, Round 2, Hole 15					
Pair of Crystal Goblets: Eagle, Round 4, Hole 13					
Jeff Sluman	T41	73 72 71 77	293	$8,567	
Payne Stewart	T41	71 72 72 78	293	$8,567	
Tiger Woods	T41	72 72 77 72	293		Amateur
Sterling Silver Cup: Low Amateur					
Seve Ballesteros (Spain)	T45	75 68 78 75	296	$7,500	
John Daly	T45	75 69 71 81	296	$7,500	
Rick Fehr	47	76 69 69 83	297	$6,800	
Clark Dennis		73 73	146	$1,500	
Miguel Angel Jimenez (Spain)		71 75	146	$1,500	
Sandy Lyle (Scotland)		75 71	146	$1,500	
Tsuneyuki Nakajima (Japan)		72 74	146	$1,500	
Craig Stadler		70 76	146	$1,500	
Pair of Crystal Goblets: Eagle, Round 1, Hole 13					
Hal Sutton		77 69	146	$1,500	
Pair of Crystal Goblets: Eagle, Round 2, Hole 13					
Fuzzy Zoeller		72 74	146	$1,500	
Brad Bryant		77 70	147	$1,500	
Charles Coody		74 73	147	$1,500	
John Cook		73 74	147	$1,500	
Ernie Els (South Africa)		72 75	147	$1,500	
Mike Heinen		73 74	147	$1,500	
Tom Kite		74 73	147	$1,500	
Larry Mize		76 71	147	$1,500	
Mike Sullivan		72 75	147	$1,500	
Steve Lowery		75 73	148	$1,500	
Jeff Maggert		78 70	148	$1,500	
Mark McNulty (Zimbabwe)		75 73	148	$1,500	

1995 Masters Tournament (Continued)

PLAYER	POSITION	SCORES	TOTAL	PRIZE MONEY	STATUS
John Morse		74 74	148	$1,500	
Vijay Singh (Fiji)		77 71	148	$1,500	
Gay Brewer		79 70	149	$1,500	
Gary Player (South Africa)		76 73	149	$1,500	
Nick Price (Zimbabwe)		76 73	149	$1,500	
Pair of Crystal Goblets: Eagle, Round 2, Hole 15					
Lanny Wadkins		74 75	149	$1,500	
Jim McGovern		77 73	150	$1,500	
Bill Glasson		71 80	151	$1,500	
Neal Lancaster		74 77	151	$1,500	
Arnold Palmer		79 73	152	$1,500	
Dicky Pride		79 73	152	$1,500	
Mark Brooks		76 77	153	$1,500	
Frank Nobilo (New Zealand)		81 73	154	$1,500	
Tim Jackson		79 76	155		Amateur
Trip Kuehne		79 76	155		Amateur
Lee James (England)		77 80	157		Amateur
Mike Springer		77 80	157	$1,500	
Ian Baker-Finch (Australia)		79 81	160	$1,500	
Guy Yamamoto		84 77	161		Amateur
Pair of Crystal Goblets: Eagle, Round 2, Hole 10					
Billy Casper		79 89	168	$1,500	
Doug Ford	Withdrew	88		$1,500	
TOTAL				**$2,132,103**	

1995 Cumulative Course Statistics

Hole	Yards	Par	Average	Rank*	Eagles	Birdies	Pars	Bogeys	Double Bogeys	Other
1	400	4	4.265	2	0	16	169	73	5	1
2	555	5	4.696	16	1	101	141	19	2	0
3	360	4	4.064	11	0	37	176	48	3	0
4	205	3	3.272	1	0	19	162	75	8	0
5	435	4	4.143	5	2	31	166	58	6	1
6	180	3	3.208	3	0	25	165	68	6	0
7	360	4	4.022	13	0	61	141	58	3	1
8	535	5	4.780	15	2	79	160	21	2	0
9	435	4	4.075	9	0	37	177	43	7	0
Out	**3,465**	**36**	**36.530**		**5**	**406**	**1,457**	**463**	**42**	**3**
10	485	4	4.121	6	1	26	185	46	4	2
11	455	4	4.060	12	0	35	187	36	3	3
12	155	3	3.117	7	0	35	171	50	8	0
13	485	5	4.670	17	15	103	108	31	6	1
14	405	4	4.087	8	0	32	180	49	3	0
15	500	5	4.655	18	9	113	113	19	9	1
16	170	3	3.071	10	0	49	158	49	5	3
17	400	4	4.011	14	0	46	173	41	4	0
18	405	4	4.204	4	0	24	168	68	3	1
In	**3,460**	**36**	**36.000**		**25**	**463**	**1,443**	**389**	**45**	**11**
Total	**6,925**	**72**	**72.530**		**30**	**869**	**2,900**	**852**	**87**	**14**

*Holes ranked from 1 (most difficult) to 18 (least difficult)

Scoring Summary

	Below 70	Under Par	Par	Over Par	80 & Over	Course Average	Round Leader	Low Round	Ben Crenshaw
Round 1	15	33	9	44	3	73.105	David Frost (66) Jose Maria Olazabal (66) Phil Mickelson (66)	David Frost (66) Jose Maria Olazabal (66) Phil Mickelson (66)	T16
Round 2	20	36	9	40	5	72.341	Jay Haas (135)	Jay Haas (64)	T4
Round 3	13	28	6	13	0	71.340	Ben Crenshaw (206) Brian Henninger (206)	Curtis Strange (65)	T1
Round 4	6	14	5	28	2	73.340	Ben Crenshaw (274)	Davis Love III (66)	1
All Rounds	**54**	**111**	**29**	**125**	**10**	**72.589**			

1994 MASTERS TOURNAMENT
APRIL 7-10, 1994

Cut: 51 players at five-over-par 149 from a starting field of 86

Summary: Scoring an eagle Sunday at No. 15, Jose Maria Olazabal led the final five holes of the Masters winning the Tournament by two strokes over Tom Lehman. During the 72 holes, Olazabal had 30 one-putts, chipped in twice and was six for six in sand saves.

PLAYER	POSITION	SCORES	TOTAL	PRIZE MONEY	STATUS
Jose Maria Olazabal (Spain)	1	74 67 69 69	279	$360,000	
Sterling Silver Replica Masters Trophy: Winner					
Gold Medal: Winner					
Crystal Vase: Day's Low Score (69), Round 3					
Crystal Vase: Day's Low Score (69), Round 4					
Pair of Crystal Goblets: Eagle, Round 3, Hole 8					
Pair of Crystal Goblets: Eagle, Round 4, Hole 15					
Tom Lehman	2	70 70 69 72	281	$216,000	
Silver Medal: Runner-up					
Sterling Silver Salver: Runner-up					
Crystal Vase: Day's Low Score (69), Round 3					
Larry Mize	3	68 71 72 71	282	$136,000	
Crystal Vase: Day's Low Score (68), Round 1					
Tom Kite	4	69 72 71 71	283	$96,000	
Jay Haas	T5	72 72 72 69	285	$73,000	
Crystal Vase: Day's Low Score (69), Round 4					
Jim McGovern	T5	72 70 71 72	285	$73,000	
Loren Roberts	T5	75 68 72 70	285	$73,000	
Ernie Els (South Africa)	T8	74 67 74 71	286	$60,000	
Pair of Crystal Goblets: Eagle, Round 4, Hole 8					
Corey Pavin	T8	71 72 73 70	286	$60,000	
Ian Baker-Finch (Australia)	T10	71 71 71 74	287	$50,000	
Raymond Floyd	T10	70 74 71 72	287	$50,000	
Pair of Crystal Goblets: Eagle, Round 3, Hole 2					
Pair of Crystal Goblets: Eagle, Round 4, Hole 15					
John Huston	T10	72 72 74 69	287	$50,000	
Crystal Vase: Day's Low Score (69), Round 4					
Tom Watson	13	70 71 73 74	288	$42,000	
Pair of Crystal Goblets: Eagle, Round 1, Hole 2					
Dan Forsman	14	74 66 76 73	289	$38,000	
Crystal Vase: Day's Low Score (66), Round 2					
Chip Beck	T15	71 71 75 74	291	$34,000	
Brad Faxon	T15	71 73 73 74	291	$34,000	
Mark O'Meara	T15	75 70 76 70	291	$34,000	
Seve Ballesteros (Spain)	T18	70 76 75 71	292	$24,343	
Ben Crenshaw	T18	74 73 73 72	292	$24,343	
David Edwards	T18	73 72 73 74	292	$24,343	
Bill Glasson	T18	72 73 75 72	292	$24,343	
Hale Irwin	T18	73 68 79 72	292	$24,343	
Greg Norman (Australia)	T18	70 70 75 77	292	$24,343	
Pair of Crystal Goblets: Eagle, Round 1, Hole 13					
Lanny Wadkins	T18	73 74 73 72	292	$24,343	
Pair of Crystal Goblets: Eagle, Round 3, Hole 14					
Bernhard Langer (Germany)	T25	74 74 72 73	293	$16,800	
Jeff Sluman	T25	74 75 71 73	293	$16,800	
Pair of Crystal Goblets: Eagle, Round 3, Hole 8					
Scott Simpson	T27	74 74 73 73	294	$14,800	
Pair of Crystal Goblets: Eagle, Round 2, Hole 13					

1994 Masters Tournament (Continued)

PLAYER	POSITION	SCORES	TOTAL	PRIZE MONEY	STATUS
Vijay Singh (Fiji)	T27	70 75 74 75	294	$14,800	
Curtis Strange	T27	74 70 75 75	294	$14,800	
Lee Janzen	T30	75 71 76 73	295	$13,300	
Craig Parry (Australia)	T30	75 74 73 73	295	$13,300	
Nick Faldo (England)	32	76 73 73 74	296	$12,400	
Russ Cochran	T33	71 74 74 78	297	$11,550	
Sam Torrance (Scotland)	T33	76 73 74 74	297	$11,550	
David Frost (South Africa)	T35	74 71 75 78	298	$10,300	
Pair of Crystal Goblets: Eagle, Round 2, Hole 13					
Nick Price (Zimbabwe)	T35	74 73 74 77	298	$10,300	
Fuzzy Zoeller	T35	74 72 74 78	298	$10,300	
Fulton Allem (South Africa)	T38	69 77 76 77	299	$9,000	
Fred Funk	T38	79 70 75 75	299	$9,000	
Sandy Lyle (Scotland)	T38	75 73 78 73	299	$9,000	
Pair of Crystal Goblets: Eagle, Round 2, Hole 13					
Wayne Grady (Australia)	T41	74 73 73 80	300	$7,400	
Andrew Magee	T41	74 74 76 76	300	$7,400	
Hajime Meshiai (Japan)	T41	71 71 80 78	300	$7,400	
Pair of Crystal Goblets: Eagle, Round 1, Hole 13					
Costantino Rocca (Italy)	T41	79 70 78 73	300	$7,400	
Pair of Crystal Goblets: Eagle, Round 4, Hole 15					
Mike Standly	T41	77 69 79 75	300	$7,400	
Pair of Crystal Goblets: Eagle, Round 2, Hole 15					
John Cook	T46	77 72 77 75	301	$6,000	
Ian Woosnam (Wales)	T46	76 73 77 75	301	$6,000	
Pair of Crystal Goblets: Eagle, Round 3, Hole 13					
John Daly	T48	76 73 77 78	304	$5,250	
Howard Twitty	T48	73 76 74 81	304	$5,250	
John Harris	T50	72 76 80 77	305		Amateur
Sterling Silver Cup: Low Amateur					
Jeff Maggert	T50	75 73 82 75	305	$5,000	
Crystal Bowl: Double Eagle, Round 4, Hole 13					
Mark Calcavecchia		75 75	150	$1,500	
Rick Fehr		77 73	150	$1,500	
Nolan Henke		77 73	150	$1,500	
Johnny Miller		77 73	150	$1,500	
Colin Montgomerie (Scotland)		77 73	150	$1,500	
Gil Morgan		74 76	150	$1,500	
Masashi Ozaki (Japan)		76 74	150	$1,500	
Gary Player (South Africa)		71 79	150	$1,500	
Craig Stadler		76 74	150	$1,500	
Jim Gallagher Jr.		74 77	151	$1,500	
Dudley Hart		76 75	151	$1,500	
Billy Mayfair		74 77	151	$1,500	
Brett Ogle (Australia)		74 77	151	$1,500	
Danny Ellis		78 74	152		Amateur
John S. Inman		76 76	152	$1,500	
Jack Nicklaus		78 74	152	$1,500	
Grant Waite (New Zealand)		74 78	152	$1,500	
Peter Baker (England)		78 75	153	$1,500	
Bob Estes		77 76	153	$1,500	
John Adams		76 78	154	$1,500	
Billy Casper		77 77	154	$1,500	
Charles Coody		80 74	154	$1,500	
Anders Forsbrand (Sweden)		80 74	154	$1,500	
Scott Hoch		75 79	154	$1,500	

1994 Masters Tournament (Continued)

PLAYER	POSITION	SCORES	TOTAL	PRIZE MONEY	STATUS
Davis Love III		76 78	154	$1,500	
Steve Elkington (Australia)		81 74	155	$1,500	
Arnold Palmer		78 77	155	$1,500	
Tommy Aaron		76 80	156	$1,500	
Payne Stewart		78 78	156	$1,500	
Jeffrey Thomas		78 78	156		Amateur
Blaine McCallister		79 78	157	$1,500	
Barry Lane (England)		76 82	158	$1,500	
Iain Pyman (England)		82 79	161		Amateur
Gay Brewer		84 79	163	$1,500	
Doug Ford	Withdrew			$1,500	
TOTAL				**$1,959,901**	

1994 Cumulative Course Statistics

Hole	Yards	Par	Average	Rank*	Eagles	Birdies	Pars	Bogeys	Double Bogeys	Other
1	400	4	4.272	4	0	18	171	75	7	1
2	555	5	4.772	18	2	88	157	20	5	0
3	360	4	4.088	13	0	43	171	49	9	0
4	205	3	3.382	2	0	9	160	94	8	1
5	435	4	4.242	6	0	20	175	68	9	0
6	180	3	3.198	8	0	25	177	62	7	1
7	360	4	4.062	14	0	57	151	55	8	1
8	535	5	4.812	16	3	75	166	26	2	0
9	435	4	4.143	9	0	25	186	58	3	0
Out	**3,465**	**36**	**36.974**		**5**	**360**	**1,514**	**507**	**58**	**4**
10	485	4	4.253	5	0	17	176	72	7	0
11	455	4	4.209	7	0	16	190	59	7	0
12	155	3	3.433	1	0	16	157	74	20	5
13	485	5	4.838	15	7	83	134	43	4	1
14	405	4	4.139	10	1	34	165	70	2	0
15	500	5	4.775	17	4	115	112	29	7	5
16	170	3	3.136	T11	0	37	173	51	10	1
17	400	4	4.136	T11	0	33	172	65	1	1
18	405	4	4.275	3	0	19	171	74	5	3
In	**3,460**	**36**	**37.198**		**12**	**370**	**1,450**	**537**	**63**	**16**
Total	**6,925**	**72**	**74.172**		**17**	**730**	**2,964**	**1,044**	**121**	**20**

*Holes ranked from 1 (most difficult) to 18 (least difficult)

Scoring Summary

	Below 70	Under Par	Par	Over Par	80 & Over	Course Average	Round Leader	Low Round	Jose Maria Olazabal
Round 1	3	16	5	64	5	74.671	Larry Mize (68)	Larry Mize (68)	T26
Round 2	6	20	7	58	2	73.718	Larry Mize (139)	Dan Forsman (66)	T5
Round 3	2	7	4	40	3	74.412	Tom Lehman (209)	Tom Lehman (69) Jose Maria Olazabal (69)	2
Round 4	3	10	7	34	2	73.863	Jose Maria Olazabal (279)	Jay Haas (69) John Huston (69) Jose Maria Olazabal (69)	1
All Rounds	**14**	**53**	**23**	**196**	**12**	**74.173**			



1993 MASTERS TOURNAMENT
APRIL 8-11, 1993

Cut: 61 players at three-over-par 147 from a starting field of 90

Weather: Second round play was suspended at 4:55 p.m. due to weather conditions with 10 players on the course. Play was completed Saturday morning.

Summary: Bernhard Langer scored an eagle at No. 13 and a birdie at No. 15 Sunday to win his second Masters title, this time by four strokes over Chip Beck. Langer led the final 34 holes of competition and became the 12th golfer with multiple Masters titles.

PLAYER	POSITION	SCORES	TOTAL	PRIZE MONEY	STATUS
Bernhard Langer (Germany)	1	68 70 69 70	277	$306,000	
Sterling Silver Replica Masters Trophy: Winner					
Gold Medal: Winner					
Crystal Vase: Day's Low Score (69), Round 3					
Pair of Crystal Goblets: Eagle, Round 4, Hole 13					
Chip Beck	2	72 67 72 70	281	$183,600	
Silver Medal: Runner-up					
Sterling Silver Salver: Runner-up					
Crystal Vase: Day's Low Score (67), Round 2					
John Daly	T3	70 71 73 69	283	$81,600	
Pair of Crystal Goblets: Eagle, Round 4, Hole 2					
Steve Elkington (Australia)	T3	71 70 71 71	283	$81,600	
Pair of Crystal Goblets: Eagle, Round 4, Hole 15					
Tom Lehman	T3	67 75 73 68	283	$81,600	
Crystal Vase: Day's Low Score (67), Round 1					
Lanny Wadkins	T3	69 72 71 71	283	$81,600	
Dan Forsman	T7	69 69 73 73	284	$54,850	
Jose Maria Olazabal (Spain)	T7	70 72 74 68	284	$54,850	
Brad Faxon	T9	71 70 72 72	285	$47,600	
Pair of Crystal Goblets: Eagle, Round 1, Hole 15					
Payne Stewart	T9	74 70 72 69	285	$47,600	
Pair of Crystal Goblets: Eagle, Round 4, Hole 15					
Seve Ballesteros (Spain)	T11	74 70 71 71	286	$34,850	
Raymond Floyd	T11	68 71 74 73	286	$34,850	
Anders Forsbrand (Sweden)	T11	71 74 75 66	286	$34,850	
Crystal Vase: Day's Low Score (66), Round 4					
Pair of Crystal Goblets: Eagle, Round 3, Hole 15					
Corey Pavin	T11	67 75 73 71	286	$34,850	
Crystal Vase: Day's Low Score (67), Round 1					
Scott Simpson	T11	72 71 71 72	286	$34,850	
Fuzzy Zoeller	T11	75 67 71 73	286	$34,850	
Crystal Vase: Day's Low Score (67), Round 2					
Mark Calcavecchia	T17	71 70 74 72	287	$24,650	
Pair of Crystal Goblets: Eagle, Round 2, Hole 15					
Jeff Sluman	T17	71 72 71 73	287	$24,650	
Howard Twitty	T17	70 71 73 73	287	$24,650	
Ian Woosnam (Wales)	T17	71 74 73 69	287	$24,650	
Russ Cochran	T21	70 69 73 76	288	$17,000	
Fred Couples	T21	72 70 74 72	288	$17,000	
Sandy Lyle (Scotland)	T21	73 71 71 73	288	$17,000	
Jeff Maggert	T21	70 67 75 76	288	$17,000	
Crystal Vase: Day's Low Score (67), Round 2					
Pair of Crystal Goblets: Eagle, Round 2, Hole 15					
Larry Mize	T21	67 74 74 73	288	$17,000	
Crystal Vase: Day's Low Score (67), Round 1					
Pair of Crystal Goblets: Eagle, Round 1, Hole 15					
Mark O'Meara	T21	75 69 73 71	288	$17,000	

1993 Masters Tournament (Continued)

PLAYER	POSITION	SCORES	TOTAL	PRIZE MONEY	STATUS
Nolan Henke	T27	76 69 71 73	289	$12,350	
Hale Irwin	T27	74 69 74 72	289	$12,350	
Jack Nicklaus	T27	67 75 76 71	289	$12,350	
Crystal Vase: Day's Low Score (67), Round 1					
Pair of Crystal Goblets: Eagle, Round 1, Hole 15					
Joey Sindelar	T27	72 69 76 72	289	$12,350	
Bruce Lietzke	T31	74 71 71 74	290	$10,533	
Andrew Magee	T31	75 69 70 76	290	$10,533	
Pair of Crystal Goblets: Eagle, Round 3, Hole 8					
Greg Norman (Australia)	T31	74 68 71 77	290	$10,533	
Bob Gilder	T34	69 76 75 71	291	$8,975	
Pair of Crystal Goblets: Eagle, Round 2, Hole 15					
Phil Mickelson	T34	72 71 75 73	291	$8,975	
Pair of Crystal Goblets: Eagle, Round 1, Hole 8					
Gene Sauers	T34	74 71 75 71	291	$8,975	
Pair of Crystal Goblets: Eagle, Round 2, Hole 13					
Craig Stadler	T34	73 74 69 75	291	$8,975	
Crystal Vase: Day's Low Score (69), Round 3					
Jay Haas	38	70 73 75 74	292	$8,000	
Keith Clearwater	T39	74 70 75 74	293	$6,817	
John Cook	T39	76 67 75 75	293	$6,817	
Crystal Vase: Day's Low Score (67), Round 2					
Nick Faldo (England)	T39	71 76 79 67	293	$6,817	
Lee Janzen	T39	67 73 76 77	293	$6,817	
Crystal Vase: Day's Low Score (67), Round 1					
Ted Schulz	T39	69 76 76 72	293	$6,817	
Duffy Waldorf	T39	72 75 73 73	293	$6,817	
Jay Don Blake	T45	71 74 73 76	294	$4,940	
Masashi Ozaki (Japan)	T45	75 71 77 71	294	$4,940	
Naomichi Ozaki (Japan)	T45	74 70 78 72	294	$4,940	
Craig Parry (Australia)	T45	69 72 75 78	294	$4,940	
Tom Watson	T45	71 75 73 75	294	$4,940	
Gil Morgan	T50	72 74 72 77	295	$4,250	
Brett Ogle (Australia)	T50	70 74 71 80	295	$4,250	
Pair of Crystal Goblets: Eagle, Round 1, Hole 3					
Pair of Crystal Goblets: Eagle, Round 3, Hole 14					
Colin Montgomerie (Scotland)	T52	71 72 78 75	296	$4,050	
David Peoples	T52	71 73 78 74	296	$4,050	
Pair of Crystal Goblets: Eagle, Round 2, Hole 8					
Ian Baker-Finch (Australia)	T54	73 72 73 80	298	$3,900	
David Edwards	T54	73 73 76 76	298	$3,900	
Davis Love III	T54	73 72 76 77	298	$3,900	
Pair of Crystal Goblets: Eagle, Round 1, Hole 15					
Charles Coody	T57	74 72 75 78	299	$3,800	
Gary Hallberg	T57	72 74 78 75	299	$3,800	
Pair of Crystal Goblets: Eagle, Round 2, Hole 8					
John Huston	59	68 74 84 75	301	$3,800	
Gary Player (South Africa)	60	71 76 75 80	302	$3,700	
Billy Andrade	61	73 74 80 76	303	$3,700	
Paul Azinger		71 77	148	$1,500	
Ben Crenshaw		74 74	148	$1,500	
David Frost (South Africa)		75 73	148	$1,500	
Mark Brooks		72 77	149	$1,500	
Mike Hulbert		74 75	149	$1,500	
Justin Leonard		76 73	149		Amateur
Pair of Crystal Goblets: Eagle, Round 2, Hole 2					

1993 Masters Tournament (Continued)

PLAYER	POSITION	SCORES	TOTAL	PRIZE MONEY	STATUS
Fred Funk		77 73	150	$1,500	
Bill Glasson		70 80	150	$1,500	
Wayne Grady (Australia)		77 73	150	$1,500	
Tony Johnstone (Zimbabwe)		74 76	150	$1,500	
Steve Pate		73 77	150	$1,500	
Tommy Aaron		80 71	151	$1,500	
Pair of Crystal Goblets: Eagle, Round 2, Hole 15					
Billy Ray Brown		74 77	151	$1,500	
Tom Kite		73 78	151	$1,500	
Dillard Pruitt		76 75	151	$1,500	
Mark Carnevale		79 73	152	$1,500	
Arnold Palmer		74 78	152	$1,500	
Warren Schutte (South Africa)		73 79	152		Amateur
Jim Gallagher Jr.		81 72	153	$1,500	
Nick Price (Zimbabwe)		72 81	153	$1,500	
Richard Zokol (Canada)		75 79	154	$1,500	
P. Daniel Yates III		76 79	155		Amateur
Billy Casper		79 77	156	$1,500	
Mark McCumber		76 80	156	$1,500	
Mike Standly		78 79	157	$1,500	
Stephen Dundas (Scotland)		78 83	161		Amateur
Doug Ford		83 78	161	$1,500	
Gay Brewer		80 83	163	$1,500	
Curtis Strange	Withdrew	77	77	$1,500	
TOTAL				**$1,705,701**	

1993 Cumulative Course Statistics

Hole	Yards	Par	Average	Rank*	Eagles	Birdies	Pars	Bogeys	Double Bogeys	Other
1	400	4	4.136	8	0	27	212	56	6	0
2	555	5	4.747	T16	2	103	167	27	2	0
3	360	4	4.069	11	1	48	184	65	3	0
4	205	3	3.282	2	0	14	190	95	2	0
5	435	4	4.225	4	0	22	195	79	4	1
6	180	3	3.219	5	0	27	185	85	4	0
7	360	4	4.053	13	0	50	187	62	2	0
8	535	5	4.747	T16	4	99	167	31	0	0
9	435	4	4.063	12	0	41	206	48	6	0
Out	**3,465**	**36**	**36.544**		**7**	**431**	**1,693**	**548**	**29**	**1**
10	485	4	4.235	3	0	23	192	78	8	0
11	455	4	4.212	6	0	28	194	67	11	1
12	155	3	3.428	1	0	30	169	59	34	9
13	465	5	4.810	15	2	108	142	44	4	1
14	405	4	4.039	14	1	45	201	51	2	1
15	500	5	4.624	18	11	125	140	17	7	1
16	170	3	3.156	7	0	32	197	66	5	1
17	400	4	4.102	10	0	31	210	58	2	0
18	405	4	4.122	9	0	34	199	66	1	1
In	**3,440**	**36**	**36.734**		**14**	**456**	**1,644**	**506**	**74**	**15**
Total	**6,905**	**72**	**73.279**		**21**	**887**	**3,337**	**1,054**	**103**	**16**

*Holes ranked from 1 (most difficult) to 18 (least difficult)

Scoring Summary

	Below 70	Under Par	Par	Over Par	80 & Over	Course Average	Round Leader	Low Round	Bernhard Langer
Round 1	13	34	10	46	4	72.833	Corey Pavin (67) Jack Nicklaus (67) Larry Mize (67) Lee Janzen (67) Tom Lehman (67)	Corey Pavin (67) Jack Nicklaus (67) Larry Mize (67) Lee Janzen (67) Tom Lehman (67)	T6
Round 2	12	31	9	49	5	73.315	Jeff Maggert (137)	Chip Beck (67) Fuzzy Zoeller (67) Jeff Maggert (67) John Cook (67)	T2
Round 3	2	14	4	43	2	73.934	Bernhard Langer (207)	Bernhard Langer (69) Craig Stadler (69)	1
Round 4	7	18	8	35	3	73.230	Bernhard Langer (277)	Anders Forsbrand (66)	1
All Rounds	**34**	**97**	**31**	**173**	**14**	**73.279**			

1992 MASTERS TOURNAMENT
APRIL 9-12, 1992

Cut: 63 players at one-over-par 145 from a starting field of 83
Weather: Third round play was suspended from 2:33 p.m. until 5:25 p.m. due to thunderstorms. Final suspension of play at 7:50 p.m. was due to darkness with six players left on the course.
Summary: Fred Couples' tee shot Sunday at No. 12 landed on the bank of the green but did not roll into the water, allowing Couples to make par and win by two strokes. Second-place finisher Raymond Floyd set the Tournament standard for age of a runner-up (49) and first round co-leader Jeff Sluman scored the only ace at No. 4 in Masters history.

PLAYER	POSITION	SCORES	TOTAL	PRIZE MONEY	STATUS
Fred Couples	1	69 67 69 70	275	$270,000	
Gold Medal: Winner					
Bas-Relief Sterling Silver Replica of Masters Trophy: Winner					
Silver Box Engraved with Players' Names					
Raymond Floyd	2	69 68 69 71	277	$162,000	
Silver Medal: Runner-up					
Sterling Silver Salver: Runner-up					
Corey Pavin	3	72 71 68 67	278	$102,000	
Crystal Bowl: Hole-in-One, Round 2, Hole 16					
Mark O'Meara	T4	74 67 69 70	280	$66,000	
Pair of Crystal Goblets: Eagle, Round 4, Hole 13					
Jeff Sluman	T4	65 74 70 71	280	$66,000	
Crystal Vase: Day's Low Score (65), Round 1					
Crystal Bowl: Hole-in-One, Round 1, Hole 4					
Pair of Crystal Goblets: Eagle, Round 4, Hole 13					
Ian Baker-Finch (Australia)	T6	70 69 68 74	281	$43,829	
Pair of Crystal Goblets: Eagle, Round 2, Hole 2					
Nolan Henke	T6	70 71 70 70	281	$43,829	
Pair of Crystal Goblets: Eagle, Round 3, Hole 15					
Larry Mize	T6	73 69 71 68	281	$43,829	
Pair of Crystal Goblets: Eagle, Round 2, Hole 13					
Greg Norman (Australia)	T6	70 70 73 68	281	$43,829	
Steve Pate	T6	73 71 70 67	281	$43,829	
Pair of Crystal Goblets: Eagle, Round 4, Hole 8					
Nick Price (Zimbabwe)	T6	70 71 67 73	281	$43,829	
Crystal Vase: Day's Low Score (67), Round 3					
Ted Schulz	T6	68 69 72 72	281	$43,829	
Pair of Crystal Goblets: Eagle, Round 4, Hole 8					
Nick Faldo (England)	T13	71 72 68 71	282	$26,500	
Pair of Crystal Goblets: Eagle, Round 2, Hole 13					
Pair of Crystal Goblets: Eagle, Round 3, Hole 13					
Wayne Grady (Australia)	T13	68 75 71 68	282	$26,500	
Bruce Lietzke	T13	69 72 68 73	282	$26,500	
Pair of Crystal Goblets: Eagle, Round 3, Hole 15					
Craig Parry (Australia)	T13	69 66 69 78	282	$26,500	
Crystal Vase: Day's Low Score (66), Round 2					
Dillard Pruitt	T13	75 68 70 69	282	$26,500	
Scott Simpson	T13	70 71 71 70	282	$26,500	
Pair of Crystal Goblets: Eagle, Round 1, Hole 13					
Billy Ray Brown	T19	70 74 70 69	283	$17,550	
John Daly	T19	71 71 73 68	283	$17,550	
Pair of Crystal Goblets: Eagle, Round 4, Hole 13					
Mike Hulbert	T19	68 74 71 70	283	$17,550	
Andrew Magee	T19	73 70 70 70	283	$17,550	
Ian Woosnam (Wales)	T19	69 66 73 75	283	$17,550	
Crystal Vase: Day's Low Score (66), Round 2					
Pair of Crystal Goblets: Eagle, Round 4, Hole 13					

1992 Masters Tournament (Continued)

PLAYER	POSITION	SCORES	TOTAL	PRIZE MONEY	STATUS
Fuzzy Zoeller	T19	71 70 73 69	283	$17,550	
Pair of Crystal Goblets: Eagle, Round 4, Hole 7					
Bruce Fleisher	T25	73 70 72 69	284	$11,467	
Jim Gallagher Jr.	T25	74 68 71 71	284	$11,467	
Pair of Crystal Goblets: Eagle, Round 3, Hole 13					
John Huston	T25	69 73 73 69	284	$11,467	
Davis Love III	T25	68 72 72 72	284	$11,467	
Craig Stadler	T25	70 71 70 73	284	$11,467	
D. A. Weibring	T25	71 68 72 73	284	$11,467	
Pair of Crystal Goblets: Eagle, Round 2, Hole 15					
Pair of Crystal Goblets: Eagle, Round 3, Hole 13					
Pair of Crystal Goblets: Eagle, Round 4, Hole 13					
Paul Azinger	T31	70 73 70 72	285	$8,717	
Mark Calcavecchia	T31	73 72 75 65	285	$8,717	
Crystal Vase: Day's Low Score (65), Round 4					
Brad Faxon	T31	71 71 69 74	285	$8,717	
Bernhard Langer (Germany)	T31	69 73 69 74	285	$8,717	
Pair of Crystal Goblets: Eagle, Round 4, Hole 15					
Steven Richardson (England)	T31	69 75 70 71	285	$8,717	
Pair of Crystal Goblets: Eagle, Round 1, Hole 8					
Pair of Crystal Goblets: Eagle, Round 4, Hole 2					
Pair of Crystal Goblets: Eagle, Round 4, Hole 13					
Curtis Strange	T31	73 72 71 69	285	$8,717	
Pair of Crystal Goblets: Eagle, Round 2, Hole 13					
Steve Elkington (Australia)	T37	69 71 74 72	286	$6,800	
Sandy Lyle (Scotland)	T37	72 69 70 75	286	$6,800	
Pair of Crystal Goblets: Eagle, Round 3, Hole 15					
Mark McCumber	T37	72 70 76 68	286	$6,800	
Rocco Mediate	T37	70 73 70 73	286	$6,800	
Colin Montgomerie (Scotland)	T37	72 71 73 70	286	$6,800	
Bob Gilder	T42	72 71 73 71	287	$5,450	
Billy Mayfair	T42	71 71 72 73	287	$5,450	
Jack Nicklaus	T42	69 75 69 74	287	$5,450	
Pair of Crystal Goblets: Eagle, Round 2, Hole 13					
Jose Maria Olazabal (Spain)	T42	76 69 72 70	287	$5,450	
Ben Crenshaw	46	72 71 71 74	288	$4,700	
Hale Irwin	47	72 70 72 75	289	$4,400	
Blaine McCallister	T48	71 71 76 72	290	$3,933	
Pair of Crystal Goblets: Eagle, Round 4, Hole 13					
Pair of Crystal Goblets: Eagle, Round 4, Hole 15					
Lanny Wadkins	T48	65 75 76 74	290	$3,933	
Crystal Vase: Day's Low Score (65), Round 1					
Tom Watson	T48	73 70 76 71	290	$3,933	
Pair of Crystal Goblets: Eagle, Round 3, Hole 15					
George Archer	51	74 69 76 72	291	$3,700	
Pair of Crystal Goblets: Eagle, Round 4, Hole 15					
Fulton Allem (South Africa)	T52	69 71 78 74	292	$3,550	
David Feherty (North Ireland)	T52	73 72 77 70	292	$3,550	
Tommy Aaron	T54	76 69 77 71	293	$3,440	
Billy Andrade	T54	73 71 73 76	293	$3,440	
John Cook	T54	72 73 71 77	293	$3,440	
Lee Janzen	T54	74 71 74 74	293	$3,440	
David Peoples	T54	73 71 72 77	293	$3,440	
Seve Ballesteros (Spain)	T59	75 68 70 81	294	$3,300	
Manny Zerman (South Africa)	T59	70 71 76 77	294		Amateur
Sterling Silver Cup: Low Amateur					
Pair of Crystal Goblets: Eagle, Round 1, Hole 2					

1992 Masters Tournament (Continued)

PLAYER	POSITION	SCORES	TOTAL	PRIZE MONEY	STATUS
Peter Jacobsen	T61	72 70 77 76	295	$3,300	
Tom Purtzer	T61	76 69 75 75	295	$3,300	
Rodger Davis (Australia)	63	77 68 77 79	301	$3,200	
Pair of Crystal Goblets: Eagle, Round 3, Hole 2					
Mark Brooks		73 73	146	$1,500	
Kenny Knox		73 73	146	$1,500	
Tsuneyuki Nakajima (Japan)		72 74	146	$1,500	
David Berganio Jr.		76 71	147		Amateur
Jodie Mudd		69 78	147	$1,500	
Chip Beck		76 72	148	$1,500	
Jay Don Blake		73 75	148	$1,500	
Russ Cochran		73 75	148	$1,500	
Naomichi Ozaki (Japan)		77 71	148	$1,500	
Arnold Palmer		75 73	148	$1,500	
Pair of Crystal Goblets: Eagle, Round 2, Hole 15					
Kenny Perry		72 76	148	$1,500	
Gary Player (South Africa)		75 73	148	$1,500	
Mitchell C. Voges		73 75	148		Amateur
Payne Stewart		74 75	149	$1,500	
Hal Sutton		76 75	151	$1,500	
Gary Wolstenholme (England)		72 79	151		Amateur
Gay Brewer		81 77	158	$1,500	
James P. Stuart		79 79	158		Amateur
Doug Ford		82 82	164	$1,500	
Larry Nelson	Disqualified	73	73	$1,500	
TOTAL				**$1,500,006**	

1992 Cumulative Course Statistics

Hole	Yards	Par	Average	Rank*	Eagles	Birdies	Pars	Bogeys	Double Bogeys	Other
1	400	4	4.051	9	0	45	191	50	5	0
2	555	5	4.687	16	4	116	141	28	1	1
3	360	4	4.061	T7	0	42	191	56	2	0
4	205	3	3.178	3	1	22	197	66	5	0
5	435	4	4.137	5	0	26	203	58	4	0
6	180	3	3.089	6	0	36	198	52	5	0
7	360	4	4.017	12	1	56	177	52	4	1
8	535	5	4.731	15	3	92	176	20	0	0
9	435	4	4.044	10	0	42	197	49	3	0
Out	**3,465**	**36**	**36.000**		**9**	**477**	**1,671**	**431**	**29**	**2**
10	485	4	4.237	1	0	22	182	83	4	0
11	455	4	4.154	4	0	27	202	53	8	1
12	155	3	3.195	2	0	43	181	46	15	6
13	465	5	4.642	17	15	121	116	32	6	1
14	405	4	4.024	11	0	42	203	43	3	0
15	500	5	4.563	18	9	138	120	21	2	1
16	170	3	3.013	T13	1	46	194	48	2	0
17	400	4	4.013	T13	0	47	195	47	2	0
18	405	4	4.061	T7	0	35	206	48	1	1
In	**3,440**	**36**	**35.907**		**25**	**521**	**1,599**	**421**	**43**	**10**
Total	**6,905**	**72**	**71.907**		**34**	**998**	**3,270**	**852**	**72**	**12**

*Holes ranked from 1 (most difficult) to 18 (least difficult)

Scoring Summary

	Below 70	Under Par	Par	Over Par	80 & Over	Course Average	Round Leader	Low Round	Fred Couples
Round 1	18	35	12	36	2	72.060	Jeff Sluman (65) Lanny Wadkins (65)	Jeff Sluman (65) Lanny Wadkins (65)	T7
Round 2	18	47	7	28	1	71.707	Craig Parry (135) Ian Woosnam (135)	Craig Parry (66) Ian Woosnam (66)	3
Round 3	12	32	8	23	0	71.905	Craig Parry (204)	Nick Price (67)	2
Round 4	14	31	6	26	1	71.968	Fred Couples (275)	Mark Calcavecchia (65)	1
All Rounds	**62**	**145**	**33**	**113**	**4**	**71.907**			



1991 MASTERS TOURNAMENT
APRIL 11-14, 1991

Cut: 57 players at two-over-par 146 from a starting field of 87

Summary: In an exciting battle, Welshman Ian Woosnam defeated Jose Maria Olazabal and Tom Watson to win his first major title. Tied at 11 under, Woosnam made a eight-foot par putt at the 72nd hole, while Watson, his playing companion, made double bogey and Olazabal, playing one group earlier, made bogey.

PLAYER	POSITION	SCORES	TOTAL	PRIZE MONEY	STATUS
Ian Woosnam (Wales)	1	72 66 67 72	277	$243,000	
Gold Medal: Winner					
Bas-Relief Sterling Silver Replica of Masters Trophy: Winner					
Silver Box Engraved with Players' Names					
Pair of Crystal Goblets: Eagle, Round 2, Hole 13					
Jose Maria Olazabal (Spain)	2	68 71 69 70	278	$145,800	
Silver Medal: Runner-up					
Sterling Silver Salver: Runner-up					
Ben Crenshaw	T3	70 73 68 68	279	$64,800	
Pair of Crystal Goblets: Eagle, Round 3, Hole 15					
Pair of Crystal Goblets: Eagle, Round 4, Hole 15					
Steve Pate	T3	72 73 69 65	279	$64,800	
Crystal Vase: Day's Low Score (65), Round 4					
Pair of Crystal Goblets: Eagle, Round 4, Hole 8					
Lanny Wadkins	T3	67 71 70 71	279	$64,800	
Crystal Vase: Day's Low Score (67), Round 1					
Pair of Crystal Goblets: Eagle, Round 2, Hole 15					
Tom Watson	T3	68 68 70 73	279	$64,800	
Pair of Crystal Goblets: Eagle, Round 2, Hole 15					
Pair of Crystal Goblets: Eagle, Round 4, Hole 13					
Pair of Crystal Goblets: Eagle, Round 4, Hole 15					
Ian Baker-Finch (Australia)	T7	71 70 69 70	280	$42,100	
Pair of Crystal Goblets: Eagle, Round 3, Hole 2					
Pair of Crystal Goblets: Eagle, Round 4, Hole 15					
Andrew Magee	T7	70 72 68 70	280	$42,100	
Pair of Crystal Goblets: Eagle, Round 1, Hole 15					
Jodie Mudd	T7	70 70 71 69	280	$42,100	
Pair of Crystal Goblets: Eagle, Round 1, Hole 15					
Pair of Crystal Goblets: Eagle, Round 4, Hole 15					
Hale Irwin	T10	70 70 75 66	281	$35,150	
Tsuneyuki Nakajima (Japan)	T10	74 71 67 69	281	$35,150	
Mark Calcavecchia	T12	70 68 77 67	282	$26,500	
Pair of Crystal Goblets: Eagle, Round 4, Hole 2					
Nick Faldo (England)	T12	72 73 67 70	282	$26,500	
Pair of Crystal Goblets: Eagle, Round 1, Hole 13					
Pair of Crystal Goblets: Eagle, Round 4, Hole 2					
Billy Mayfair	T12	72 72 72 66	282	$26,500	
Pair of Crystal Goblets: Eagle, Round 2, Hole 15					
Craig Stadler	T12	70 72 71 69	282	$26,500	
Fuzzy Zoeller	T12	70 70 75 67	282	$26,500	
Pair of Crystal Goblets: Eagle, Round 1, Hole 15					
Pair of Crystal Goblets: Eagle, Round 2, Hole 15					
Raymond Floyd	T17	71 68 71 73	283	$18,920	
Pair of Crystal Goblets: Eagle, Round 2, Hole 3					
Jim Gallagher Jr.	T17	67 74 71 71	283	$18,920	
Crystal Vase: Day's Low Score (67), Round 1					
Peter Jacobsen	T17	73 70 68 72	283	$18,920	

1991 Masters Tournament (Continued)

PLAYER	POSITION	SCORES	TOTAL	PRIZE MONEY	STATUS
Mark McCumber	T17	67 71 73 72	283	$18,920	
Crystal Vase: Day's Low Score (67), Round 1					
Larry Mize	T17	72 71 66 74	283	$18,920	
Crystal Vase: Day's Low Score (66), Round 3					
Seve Ballesteros (Spain)	T22	75 70 69 70	284	$12,960	
Pair of Crystal Goblets: Eagle, Round 4, Hole 13					
Steve Elkington (Australia)	T22	72 69 74 69	284	$12,960	
Rocco Mediate	T22	72 69 71 72	284	$12,960	
Corey Pavin	T22	73 70 69 72	284	$12,960	
Scott Simpson	T22	69 73 69 73	284	$12,960	
Jay Don Blake	T27	74 72 68 71	285	$10,200	
Pair of Crystal Goblets: Eagle, Round 2, Hole 13					
Mark O'Meara	T27	74 68 72 71	285	$10,200	
Morris Hatalsky	T29	71 72 70 73	286	$9,200	
John Huston	T29	73 72 71 70	286	$9,200	
Pair of Crystal Goblets: Eagle, Round 1, Hole 15					
Jeff Sluman	T29	71 71 72 72	286	$9,200	
Pair of Crystal Goblets: Eagle, Round 4, Hole 15					
David Frost (South Africa)	T32	71 73 71 72	287	$8,000	
Bernhard Langer (Germany)	T32	71 68 74 74	287	$8,000	
Wayne Levi	T32	69 73 70 75	287	$8,000	
Mark Brooks	T35	69 72 74 73	288	$6,371	
Pair of Crystal Goblets: Eagle, Round 1, Hole 13					
Fred Couples	T35	68 73 72 75	288	$6,371	
Ken Green	T35	70 74 71 73	288	$6,371	
Scott Hoch	T35	72 70 73 73	288	$6,371	
Mark McNulty (Zimbabwe)	T35	72 74 75 67	288	$6,371	
Jack Nicklaus	T35	68 72 72 76	288	$6,371	
Masashi Ozaki (Japan)	T35	68 77 69 74	288	$6,371	
Pair of Crystal Goblets: Eagle, Round 1, Hole 13					
Billy Ray Brown	T42	74 65 77 73	289	$4,875	
Crystal Vase: Day's Low Score (65), Round 2					
Donnie Hammond	T42	72 73 73 71	289	$4,875	
Davis Love III	T42	72 71 74 72	289	$4,875	
Curtis Strange	T42	72 74 72 71	289	$4,875	
Phil Mickelson	T46	69 73 74 74	290		Amateur
Sterling Silver Cup: Low Amateur					
Pair of Crystal Goblets: Eagle, Round 1, Hole 13					
Don Pooley	T46	72 71 69 78	290	$4,050	
Joey Sindelar	T46	72 70 70 78	290	$4,050	
Tommy Aaron	T49	70 74 73 74	291	$3,533	
Nick Price (Zimbabwe)	T49	72 73 72 74	291	$3,533	
Lee Trevino	T49	71 72 77 71	291	$3,533	
Paul Azinger	52	72 73 67 80	292	$3,300	
Nolan Henke	T53	73 71 72 77	293	$3,200	
Brian Tennyson	T53	78 67 75 73	293	$3,200	
Pair of Crystal Goblets: Eagle, Round 2, Hole 13					
Larry Nelson	55	74 69 76 75	294	$3,100	
Pair of Crystal Goblets: Eagle, Round 2, Hole 13					
Tom Kite	56	71 75 78 71	295	$3,100	
Manny Zerman (South Africa)	57	71 71 77 80	299		Amateur
Silver Medal: Low Amateur Runner-up					
Bill Britton		72 75	147	$1,500	
John Cook		77 70	147	$1,500	
Greg Norman (Australia)		78 69	147	$1,500	
Gary Player (South Africa)		72 75	147	$1,500	
Pair of Crystal Goblets: Eagle, Round 2, Hole 15					

1991 Masters Tournament (Continued)

PLAYER	POSITION	SCORES	TOTAL	PRIZE MONEY	STATUS
Billy Casper		77 71	148	$1,500	
Mike Donald		73 75	148	$1,500	
Pair of Crystal Goblets: Eagle, Round 1, Hole 15					
Steve Jones		73 75	148	$1,500	
Pair of Crystal Goblets: Eagle, Round 2, Hole 9					
Tom Sieckmann		72 76	148	$1,500	
Pair of Crystal Goblets: Eagle, Round 1, Hole 13					
Robert Gamez		72 77	149	$1,500	
Ronan Rafferty (N. Ireland)		73 76	149	$1,500	
Pair of Crystal Goblets: Eagle, Round 2, Hole 15					
Loren Roberts		72 77	149	$1,500	
Chip Beck		74 76	150	$1,500	
Wayne Grady (Australia)		74 76	150	$1,500	
Pair of Crystal Goblets: Eagle, Round 1, Hole 2					
Bob Tway		75 75	150	$1,500	
Kenny Knox		72 79	151	$1,500	
Tim Simpson		73 78	151	$1,500	
Jim Benepe		78 74	152	$1,500	
Gay Brewer		78 74	152	$1,500	
Pair of Crystal Goblets: Eagle, Round 1, Hole 8					
Ted Schulz		74 78	152	$1,500	
Pair of Crystal Goblets: Eagle, Round 1, Hole 15					
Sandy Lyle (Scotland)		77 76	153	$1,500	
Frankie Minoza (Philippines)		78 75	153	$1,500	
Gil Morgan		77 76	153	$1,500	
James P. Stuart		81 72	153		Amateur
Charles Coody		77 77	154	$1,500	
Michael S. Combs		81 74	155		Amateur
John S. Inman		75 80	155	$1,500	
Rolf Muntz (Holland)		80 75	155		Amateur
Arnold Palmer		78 77	155	$1,500	
George Archer	Withdrew	73	73	$1,500	
Doug Ford	Withdrew			$1,500	
TOTAL				**$1,347,696**	

1991 Cumulative Course Statistics

Hole	Yards	Par	Average	Rank*	Eagles	Birdies	Pars	Bogeys	Double Bogeys	Other
1	400	4	4.021	T11	0	37	208	37	3	0
2	555	5	4.761	16	4	89	165	25	2	0
3	360	4	4.073	10	1	43	180	56	5	0
4	205	3	3.175	3	0	20	196	68	1	0
5	435	4	4.161	5	0	28	192	56	9	0
6	180	3	3.119	6	0	28	198	58	0	1
7	360	4	4.021	T11	0	62	160	58	5	0
8	535	5	4.768	15	2	89	167	27	0	0
9	435	4	4.080	T8	1	44	174	63	3	0
Out	**3,465**	**36**	**36.182**		**8**	**440**	**1,640**	**448**	**28**	**1**
10	485	4	4.168	4	0	29	186	63	7	0
11	455	4	4.101	7	0	36	190	55	2	2
12	155	3	3.270	1	0	29	180	54	16	6
13	465	5	4.715	17	11	120	105	38	10	1
14	405	4	4.003	14	0	56	176	49	4	0
15	500	5	4.505	18	18	143	94	23	6	1
16	170	3	3.010	13	0	46	197	37	3	2
17	400	4	4.080	T8	0	32	198	55	0	0
18	405	4	4.178	2	0	34	175	68	7	1
In	**3,440**	**36**	**36.035**		**29**	**525**	**1,501**	**442**	**55**	**13**
Total	**6,905**	**72**	**72.217**		**37**	**965**	**3,141**	**890**	**83**	**14**

*Holes ranked from 1 (most difficult) to 18 (least difficult)

Scoring Summary

	Below 70	Under Par	Par	Over Par	80 & Over	Course Average	Round Leader	Low Round	Ian Woosnam
Round 1	12	30	22	34	3	72.547	Jim Gallagher Jr. (67) Lanny Wadkins (67) Mark McCumber (67)	Jim Gallagher Jr. (67) Lanny Wadkins (67) Mark McCumber (67)	T31
Round 2	12	33	10	42	1	72.541	Tom Watson (136)	Billy Ray Brown (65)	T2
Round 3	17	30	8	19	0	71.509	Ian Woosnam (205)	Larry Mize (66)	1
Round 4	11	25	8	24	2	71.947	Ian Woosnam (277)	Steve Pate (65)	1
All Rounds	**52**	**118**	**48**	**119**	**6**	**72.218**			

1990 MASTERS TOURNAMENT
APRIL 5-8, 1990

Cut: 49 players at four-over-par 148 from a starting field of 85

Summary: For the second time in two years, Nick Faldo defeated his playoff opponent, this time with a par, on the second extra hole. Faldo was four strokes down with six holes to play, but birdied Nos. 13, 15 and 16, while Raymond Floyd bogeyed No. 17. The pair finished at 278. With the win, Faldo became only the second Masters champion to win back-to-back titles.

PLAYER	POSITION	SCORES	TOTAL	PRIZE MONEY	STATUS
Nick Faldo (England)	1	71 72 66 69	278	$225,000	Playoff
Gold Medal: Winner					
Bas-Relief Sterling Silver Replica of Masters Trophy: Winner					
Silver Box Engraved with Players' Names					
Crystal Vase: Day's Low Score (66), Round 3					
Raymond Floyd	2	70 68 68 72	278	$135,000	Playoff
Silver Medal: Runner-up					
Sterling Silver Salver: Runner-up					
Crystal Vase: Day's Low Score (68), Round 2					
Pair of Crystal Goblets: Eagle, Round 2, Hole 8					
John Huston	T3	66 74 68 75	283	$72,500	
Lanny Wadkins	T3	72 73 70 68	283	$72,500	
Crystal Vase: Day's Low Score (68), Round 4					
Fred Couples	5	74 69 72 69	284	$50,000	
Pair of Crystal Goblets: Eagle, Round 2, Hole 13					
Pair of Crystal Goblets: Eagle, Round 4, Hole 15					
Jack Nicklaus	6	72 70 69 74	285	$45,000	
Seve Ballesteros (Spain)	T7	74 73 68 71	286	$35,150	
Bill Britton	T7	68 74 71 73	286	$35,150	
Pair of Crystal Goblets: Eagle, Round 1, Hole 14					
Bernhard Langer (Germany)	T7	70 73 69 74	286	$35,150	
Scott Simpson	T7	74 71 68 73	286	$35,150	
Curtis Strange	T7	70 73 71 72	286	$35,150	
Tom Watson	T7	77 71 67 71	286	$35,150	
Jose Maria Olazabal (Spain)	13	72 73 68 74	287	$26,300	
Ben Crenshaw	T14	72 74 73 69	288	$20,650	
Pair of Crystal Goblets: Eagle, Round 4, Hole 2					
Scott Hoch	T14	71 68 73 76	288	$20,650	
Crystal Vase: Day's Low Score (68), Round 2					
Tom Kite	T14	75 73 66 74	288	$20,650	
Crystal Vase: Day's Low Score (66), Round 3					
Larry Mize	T14	70 76 71 71	288	$20,650	
Ronan Rafferty (N. Ireland)	T14	72 74 69 73	288	$20,650	
Craig Stadler	T14	72 70 74 72	288	$20,650	
Pair of Crystal Goblets: Eagle, Round 2, Hole 2					
Mark Calcavecchia	T20	74 73 73 69	289	$15,100	
Steve Jones	T20	77 69 72 71	289	$15,100	
Pair of Crystal Goblets: Eagle, Round 2, Hole 2					
Pair of Crystal Goblets: Eagle, Round 4, Hole 2					
Pair of Crystal Goblets: Eagle, Round 4, Hole 8					
Fuzzy Zoeller	T20	72 74 73 70	289	$15,100	
Pair of Crystal Goblets: Eagle, Round 4, Hole 2					
Masashi Ozaki (Japan)	23	70 71 77 72	290	$13,000	
Pair of Crystal Goblets: Eagle, Round 1, Hole 15					
Pair of Crystal Goblets: Eagle, Round 4, Hole 2					
Donnie Hammond	T24	71 74 75 71	291	$11,000	
Gary Player (South Africa)	T24	73 74 68 76	291	$11,000	

1990 Masters Tournament (Continued)

PLAYER	POSITION	SCORES	TOTAL	PRIZE MONEY	STATUS
Lee Trevino	T24	78 69 72 72	291	$11,000	
Wayne Grady (Australia)	T27	72 75 73 72	292	$9,267	
Andy North	T27	71 73 77 71	292	$9,267	
Pair of Crystal Goblets: Eagle, Round 1, Hole 13					
Pair of Crystal Goblets: Eagle, Round 4, Hole 15					
Jeff Sluman	T27	78 68 75 71	292	$9,267	
Crystal Vase: Day's Low Score (68), Round 2					
Peter Jacobsen	T30	67 75 76 75	293	$8,133	
Jodie Mudd	T30	74 70 73 76	293	$8,133	
Ian Woosnam (Wales)	T30	72 75 70 76	293	$8,133	
Andy Bean	T33	76 72 74 72	294	$7,100	
Bill Glasson	T33	70 75 76 73	294	$7,100	
Naomichi Ozaki (Japan)	T33	75 73 74 72	294	$7,100	
Mark McCumber	T36	74 74 76 71	295	$6,133	
Payne Stewart	T36	71 73 77 74	295	$6,133	
Bob Tway	T36	72 76 73 74	295	$6,133	
Chip Beck	T39	72 74 75 75	296	$5,500	
Mark Lye	T39	75 73 73 75	296	$5,500	
Christopher L. Patton	T39	71 73 74 78	296		Amateur
Silver Cup with Engraved Silver Medal: Low Amateur					
John Mahaffey	T42	72 74 75 76	297	$4,867	
Don Pooley	T42	73 73 72 79	297	$4,867	
Peter Senior (Australia)	T42	72 75 73 77	297	$4,867	
Pair of Crystal Goblets: Eagle, Round 2, Hole 15					
Mike Hulbert	T45	71 71 77 79	298	$4,250	
Tom Purtzer	T45	71 77 76 74	298	$4,250	
Pair of Crystal Goblets: Eagle, Round 2, Hole 15					
Mike Donald	47	64 82 77 76	299	$3,900	
Crystal Vase: Day's Low Score (64), Round 1					
Larry Nelson	48	74 73 79 74	300	$3,600	
George Archer	49	70 74 82 75	301	$3,400	
Billy Casper		74 75	149	$1,500	
David Frost (South Africa)		74 75	149	$1,500	
Robert Gamez		73 76	149	$1,500	
Mark O'Meara		75 74	149	$1,500	
Mike Reid		76 73	149	$1,500	
Hubert Green		73 77	150	$1,500	
Blaine McCallister		73 77	150	$1,500	
Greg Norman (Australia)		78 72	150	$1,500	
Tom Pernice Jr.		74 76	150	$1,500	
Tommy Aaron		77 74	151	$1,500	
Ian Baker-Finch (Australia)		77 74	151	$1,500	
Dan Forsman		79 72	151	$1,500	
Sandy Lyle (Scotland)		77 74	151	$1,500	
David Rummells		77 74	151	$1,500	
Ted Schulz		75 76	151	$1,500	
Tony Sills		77 74	151	$1,500	
Charles Coody		75 77	152	$1,500	
Tim Simpson		77 75	152	$1,500	
Hal Sutton		81 71	152	$1,500	
Tommy Armour III		75 78	153	$1,500	
Gay Brewer		76 77	153	$1,500	
Curt Byrum		76 77	153	$1,500	
Brian Claar		74 79	153	$1,500	
David Ishii		74 79	153	$1,500	
Tom Byrum		77 78	155	$1,500	

1990 Masters Tournament (Continued)

PLAYER	POSITION	SCORES	TOTAL	PRIZE MONEY	STATUS
Stephen C. Dodd (Wales)		77 78	155		Amateur
Pair of Crystal Goblets: Eagle, Round 2, Hole 15					
Leonard Thompson		80 75	155	$1,500	
Paul Azinger		80 76	156	$1,500	
Arnold Palmer		76 80	156	$1,500	
Craig Parry (Australia)		80 76	156	$1,500	
Ken Green		78 80	158	$1,500	
Timothy L. Hobby		76 82	158		Amateur
Wayne Levi		77 81	158	$1,500	
Danny Green		79 80	159		Amateur
James W. Taylor		83 78	161		Amateur
Doug Ford		78 85	163	$1,500	
TOTAL				**$1,237,300**	

1990 Cumulative Course Statistics

Hole	Yards	Par	Average	Rank*	Eagles	Birdies	Pars	Bogeys	Double Bogeys	Other
1	400	4	4.264	T3	0	16	171	75	6	0
2	555	5	4.619	18	6	113	130	15	4	0
3	360	4	4.235	5	0	28	164	63	11	2
4	205	3	3.328	2	0	16	153	94	5	0
5	435	4	4.194	9	0	29	163	71	5	0
6	180	3	3.264	T3	0	21	161	80	6	0
7	360	4	4.048	13	0	49	163	51	4	1
8	535	5	4.791	16	2	80	158	28	0	0
9	435	4	4.067	12	0	42	169	54	3	0
Out	**3,465**	**36**	**36.813**		**8**	**394**	**1,432**	**531**	**44**	**3**
10	485	4	4.216	T7	0	26	169	63	9	1
11	455	4	4.216	T7	0	25	173	58	11	1
12	155	3	3.335	1	0	37	144	60	16	11
13	465	5	4.858	15	2	102	118	34	6	6
14	405	4	4.119	11	1	33	171	59	4	0
15	500	5	4.761	17	6	86	148	23	4	1
16	170	3	3.227	6	0	31	164	59	11	3
17	400	4	4.037	14	0	35	190	41	2	0
18	405	4	4.152	10	0	27	181	53	6	1
In	**3,440**	**36**	**36.925**		**9**	**402**	**1,458**	**450**	**69**	**24**
Total	**6,905**	**72**	**73.738**		**17**	**796**	**2,890**	**981**	**113**	**27**

*Holes ranked from 1 (most difficult) to 18 (least difficult)

Scoring Summary

	Below 70	Under Par	Par	Over Par	80 & Over	Course Average	Round Leader	Low Round	Nick Faldo
Round 1	4	19	13	53	5	74.024	Mike Donald (64)	Mike Donald (64)	T12
Round 2	6	14	4	67	7	74.424	Raymond Floyd (138)	Jeff Sluman (68) Raymond Floyd (68) Scott Hoch (68)	T10
Round 3	12	17	4	28	1	72.612	Raymond Floyd (206)	Nick Faldo (66) Tom Kite (66)	3
Round 4	5	14	8	27	0	73.184	Nick Faldo (278) Raymond Floyd (278)	Lanny Wadkins (68)	T1
All Rounds	**27**	**64**	**29**	**175**	**13**	**73.739**			

1989 MASTERS TOURNAMENT
APRIL 6-9, 1989

Cut: 52 players at seven-over-par 151 from a starting field of 85
Weather: Play was suspended due to adverse weather for two hours on Saturday. Twelve players finished their third round Sunday morning.
Summary: Nick Faldo made a 25-foot birdie putt on the second playoff hole (No. 11) to defeat Scott Hoch. Faldo was given a reprieve when Hoch missed a two-foot par putt at the first playoff hole for the win. Ben Crenshaw and Greg Norman finished one stroke back, and Seve Ballesteros two.

PLAYER	POSITION	SCORES	TOTAL	PRIZE MONEY	STATUS
Nick Faldo (England)	1	68 73 77 65	283	$200,000	Playoff
Gold Medal: Winner					
Bas-Relief Sterling Silver Replica of Masters Trophy: Winner					
Silver Box Engraved with Players' Names: Winner					
Crystal Vase: Day's Low Score (65), Round 4					
Pair of Crystal Goblets: Eagle, Round 1, Hole 13					
Scott Hoch	2	69 74 71 69	283	$120,000	Playoff
Silver Medal: Runner-up					
Sterling Silver Salver: Runner-up					
Pair of Crystal Goblets: Eagle, Round 1, Hole 15					
Ben Crenshaw	T3	71 72 70 71	284	$64,450	
Greg Norman (Australia)	T3	74 75 68 67	284	$64,450	
Crystal Vase: Day's Low Score (68), Round 3					
Pair of Crystal Goblets: Eagle, Round 2, Hole 2					
Seve Ballesteros (Spain)	5	71 72 73 69	285	$44,400	
Mike Reid	6	72 71 71 72	286	$40,000	
Pair of Crystal Goblets: Eagle, Round 2, Hole 15					
Jodie Mudd	7	73 76 72 66	287	$37,200	
Pair of Crystal Goblets: Eagle, Round 3, Hole 15					
Pair of Crystal Goblets: Eagle, Round 4, Hole 2					
Chip Beck	T8	74 76 70 68	288	$32,200	
Jose Maria Olazabal (Spain)	T8	77 73 70 68	288	$32,200	
Jeff Sluman	T8	74 72 74 68	288	$32,200	
Fred Couples	T11	72 76 74 67	289	$25,567	
Ken Green	T11	74 69 73 73	289	$25,567	
Crystal Vase: Day's Low Score (69), Round 2					
Mark O'Meara	T11	74 71 72 72	289	$25,567	
Paul Azinger	T14	75 75 69 71	290	$19,450	
Don Pooley	T14	70 77 76 67	290	$19,450	
Tom Watson	T14	72 73 74 71	290	$19,450	
Ian Woosnam (Wales)	T14	74 76 71 69	290	$19,450	
Pair of Crystal Goblets: Eagle, Round 4, Hole 13					
David Frost (South Africa)	T18	76 72 73 70	291	$14,000	
Tom Kite	T18	72 72 72 75	291	$14,000	
Jack Nicklaus	T18	73 74 73 71	291	$14,000	
Pair of Crystal Goblets: Eagle, Round 2, Hole 2					
Masashi Ozaki (Japan)	T18	71 75 73 72	291	$14,000	
Curtis Strange	T18	74 71 74 72	291	$14,000	
Lee Trevino	T18	67 74 81 69	291	$14,000	
Crystal Vase: Day's Low Score (67), Round 1					
Tom Purtzer	T24	71 76 73 72	292	$10,250	
Payne Stewart	T24	73 75 74 70	292	$10,250	
Bernhard Langer (Germany)	T26	74 75 71 73	293	$8,240	
Larry Mize	T26	72 77 69 75	293	$8,240	
Steve Pate	T26	76 75 74 68	293	$8,240	
Pair of Crystal Goblets: Eagle, Round 1, Hole 2					
Pair of Crystal Goblets: Eagle, Round 4, Hole 15					

1989 Masters Tournament (Continued)

PLAYER	POSITION	SCORES	TOTAL	PRIZE MONEY	STATUS
Lanny Wadkins	T26	76 71 73 73	293	$8,240	
Fuzzy Zoeller	T26	76 74 69 74	293	$8,240	
Mark Calcavecchia	T31	74 72 74 74	294	$6,900	
Pair of Crystal Goblets: Eagle, Round 1, Hole 13					
Steve Jones	T31	74 73 80 67	294	$6,900	
David Rummells	T31	74 74 75 71	294	$6,900	
Pair of Crystal Goblets: Eagle, Round 3, Hole 8					
Hubert Green	T34	74 75 76 71	296	$6,000	
Peter Jacobsen	T34	74 73 78 71	296	$6,000	
Pair of Crystal Goblets: Eagle, Round 4, Hole 2					
Bruce Lietzke	T34	74 75 79 68	296	$6,000	
Pair of Crystal Goblets: Eagle, Round 4, Hole 15					
Bob Gilder	37	75 74 77 71	297	$5,400	
Tommy Aaron	T38	76 74 72 76	298	$4,900	
Charles Coody	T38	76 74 76 72	298	$4,900	
Raymond Floyd	T38	76 75 73 74	298	$4,900	
Scott Simpson	T38	72 77 72 77	298	$4,900	
Dan Pohl	42	72 74 78 75	299	$4,300	
Pair of Crystal Goblets: Eagle, Round 1, Hole 2					
George Archer	T43	75 75 75 75	300	$3,900	
Pair of Crystal Goblets: Eagle, Round 3, Hole 15					
Mark McCumber	T43	72 75 81 72	300	$3,900	
Greg Twiggs	T43	75 76 79 70	300	$3,900	
Pair of Crystal Goblets: Eagle, Round 4, Hole 15					
Jay Haas	T46	73 77 79 72	301	$3,125	
Bob Lohr	T46	75 76 77 73	301	$3,125	
Mike Sullivan	T46	76 74 73 78	301	$3,125	
Pair of Crystal Goblets: Eagle, Round 4, Hole 15					
D. A. Weibring	T46	72 79 74 76	301	$3,125	
Corey Pavin	50	74 74 78 76	302	$2,800	
Andy Bean	51	70 80 77 77	304	$2,700	
Tze-Chung Chen (China)	52	71 75 76 84	306	$2,600	
Andy North		77 75	152	$1,500	
Tim Simpson		75 77	152	$1,500	
Mark Wiebe		77 75	152	$1,500	
Billy Casper		75 78	153	$1,500	
Sandy Lyle (Scotland)		77 76	153	$1,500	
Andrew Magee		73 80	153	$1,500	
Blaine McCallister		76 77	153	$1,500	
Larry Nelson		77 76	153	$1,500	
Gary Player (South Africa)		76 77	153	$1,500	
Gene Sauers		74 79	153	$1,500	
Joey Sindelar		75 78	153	$1,500	
Pair of Crystal Goblets: Eagle, Round 1, Hole 15					
Craig Stadler		74 79	153	$1,500	
Bill Glasson		77 77	154	$1,500	
Tom Sieckmann		79 75	154	$1,500	
Hal Sutton		72 82	154	$1,500	
Bob Tway		77 77	154	$1,500	
Mark Brooks		77 78	155	$1,500	
Mark McNulty (Zimbabwe)		80 75	155	$1,500	
Ralph Howe III		77 79	156		Amateur
Gary Koch		76 80	156	$1,500	
Jim Benepe		82 75	157	$1,500	
Tsuneyuki Nakajima (Japan)		76 81	157	$1,500	
Pair of Crystal Goblets: Eagle, Round 1, Hole 17					

1989 Masters Tournament (Continued)

PLAYER	POSITION	SCORES	TOTAL	PRIZE MONEY	STATUS
Nick Price (Zimbabwe)		76 82	158	$1,500	
Doug Tewell		77 81	158	$1,500	
Scott Verplank		79 79	158	$1,500	
P. Daniel Yates III		81 77	158		Amateur
Morris Hatalsky		78 81	159	$1,500	
Arnold Palmer		81 80	161	$1,500	
David Eger		84 78	162		Amateur
Eric Meeks		83 79	162		Amateur
Doug Ford		81 82	163	$1,500	
Christian Hardin (Sweden)		85 85	170		Amateur
Gay Brewer	Withdrew	83	83	$1,500	
TOTAL				**$1,109,601**	

1989 Cumulative Course Statistics

Hole	Yards	Par	Average	Rank*	Eagles	Birdies	Pars	Bogeys	Double Bogeys	Other
1	400	4	4.377	1	0	16	153	90	13	1
2	555	5	4.695	18	6	99	145	19	3	1
3	360	4	4.267	6	0	23	164	77	8	1
4	205	3	3.227	T8	0	25	167	75	6	0
5	435	4	4.227	T8	0	17	184	67	3	2
6	180	3	3.205	10	0	17	186	67	3	0
7	360	4	4.120	11	0	35	174	61	2	1
8	535	5	4.897	15	1	58	183	30	1	0
9	435	4	4.062	13	0	37	183	52	1	0
Out	**3,465**	**36**	**37.080**		**7**	**327**	**1,539**	**538**	**40**	**6**
10	485	4	4.296	5	0	18	168	77	8	2
11	455	4	4.300	4	0	24	159	77	10	3
12	155	3	3.369	2	0	27	153	66	21	6
13	465	5	4.842	17	3	79	153	34	4	0
14	405	4	4.047	14	0	49	167	53	3	1
15	500	5	4.860	16	9	73	150	30	10	1
16	170	3	3.326	3	0	36	140	75	16	6
17	400	4	4.080	12	1	38	175	56	3	0
18	405	4	4.260	7	0	30	152	82	8	1
In	**3,440**	**36**	**37.384**		**13**	**374**	**1,417**	**550**	**83**	**20**
Total	**6,905**	**72**	**74.465**		**20**	**701**	**2,956**	**1,088**	**123**	**26**

*Holes ranked from 1 (most difficult) to 18 (least difficult)

Scoring Summary

	Below 70	Under Par	Par	Over Par	80 & Over	Course Average	Round Leader	Low Round	Nick Faldo
Round 1	3	10	10	65	9	75.012	Lee Trevino (67)	Lee Trevino (67)	2
Round 2	1	5	6	73	11	75.869	Lee Trevino (141) Nick Faldo (141)	Ken Green (69)	T1
Round 3	4	11	5	36	3	74.096	Ben Crenshaw (213)	Greg Norman (68)	T9
Round 4	15	26	8	18	1	71.673	Nick Faldo (283) Scott Hoch (283)	Nick Faldo (65)	T1
All Rounds	**23**	**52**	**29**	**192**	**24**	**74.465**			

1988 MASTERS TOURNAMENT
APRIL 7-10, 1988

Cut: 46 players at seven-over-par 151 from a starting field of 90

Summary: On Sunday, Sandy Lyle hit a 7-iron from the fairway bunker at No. 18 to within 10 feet of the pin and sank the downhill birdie putt to defeat Mark Calcavecchia by one stroke. It was the fourth time a birdie on the final hole had won the Masters, the first time in a decade.

PLAYER	POSITION	SCORES	TOTAL	PRIZE MONEY	STATUS
Sandy Lyle (Scotland)	1	71 67 72 71	281	$183,800	
Gold Medal: Winner					
Bas-Relief Sterling Silver Replica of Masters Trophy: Winner					
Silver Box Engraved with Players' Names: Winner					
Mark Calcavecchia	2	71 69 72 70	282	$110,200	
Silver Medal: Runner-up					
Sterling Silver Salver: Runner-up					
Pair of Crystal Goblets: Eagle, Round 3, Hole 15					
Craig Stadler	3	76 69 70 68	283	$69,400	
Pair of Crystal Goblets: Eagle, Round 4, Hole 8					
Ben Crenshaw	4	72 73 67 72	284	$48,900	
Crystal Vase: Day's Low Score (67), Round 3					
Fred Couples	T5	75 68 71 71	285	$36,500	
Greg Norman (Australia)	T5	77 73 71 64	285	$36,500	
Crystal Vase: Day's Low Score (64), Round 4					
Don Pooley	T5	71 72 72 70	285	$36,500	
David Frost (South Africa)	8	73 74 71 68	286	$31,000	
Bernhard Langer (Germany)	T9	71 72 71 73	287	$28,000	
Pair of Crystal Goblets: Eagle, Round 2, Hole 13					
Tom Watson	T9	72 71 73 71	287	$28,000	
Seve Ballesteros (Spain)	T11	73 72 70 73	288	$23,000	
Raymond Floyd	T11	80 69 68 71	288	$23,000	
Lanny Wadkins	T11	74 75 69 70	288	$23,000	
Nick Price (Zimbabwe)	T14	75 76 72 66	289	$18,500	
Pair of Crystal Goblets: Eagle, Round 2, Hole 13					
Doug Tewell	T14	75 73 68 73	289	$18,500	
Pair of Crystal Goblets: Eagle, Round 1, Hole 13					
Mark McNulty (Zimbabwe)	T16	74 71 73 72	290	$16,000	
Dan Pohl	T16	78 70 69 73	290	$16,000	
Fuzzy Zoeller	T16	76 66 72 76	290	$16,000	
Crystal Vase: Day's Low Score (66), Round 2					
Tze-Chung Chen (Chinese Taipei)	T19	76 73 72 70	291	$13,500	
Hubert Green	T19	74 70 75 72	291	$13,500	
Chip Beck	T21	73 70 76 73	292	$11,200	
Jack Nicklaus	T21	75 73 72 72	292	$11,200	
Curtis Strange	T21	76 70 72 74	292	$11,200	
Crystal Trophy Cup: Hole-in-One, Round 2, Hole 12					
Mark McCumber	24	79 71 72 71	293	$9,600	
Isao Aoki (Japan)	T25	74 74 73 73	294	$7,975	
Pair of Crystal Goblets: Eagle, Round 1, Hole 2					
Pair of Crystal Goblets: Eagle, Round 3, Hole 14					
Gary Koch	T25	72 73 74 75	294	$7,975	
Payne Stewart	T25	75 76 71 72	294	$7,975	
Robert Wrenn	T25	69 75 76 74	294	$7,975	
Crystal Vase: Day's Low Score (69), Round 1					
Rodger Davis (Australia)	29	77 72 71 75	295	$7,100	
Nick Faldo (England)	T30	75 74 75 72	296	$6,500	
Steve Jones	T30	74 74 75 73	296	$6,500	

1988 Masters Tournament (Continued)

PLAYER	POSITION	SCORES	TOTAL	PRIZE MONEY	STATUS
Mac O'Grady	T30	74 73 76 73	296	$6,500	
Tsuneyuki Nakajima (Japan)	T33	74 72 77 74	297	$5,667	
Pair of Crystal Goblets: Eagle, Round 2, Hole 13					
Larry Nelson	T33	69 78 75 75	297	$5,667	
Crystal Vase: Day's Low Score (69), Round 1					
Bob Tway	T33	74 73 74 76	297	$5,667	
Ken Brown (Scotland)	T36	73 78 69 78	298	$4,900	
Andy North	T36	74 74 75 75	298	$4,900	
Steve Pate	T36	75 76 75 72	298	$4,900	
Mark O'Meara	T39	74 76 74 76	300	$4,400	
R. Jay Sigel	T39	77 72 73 78	300		Amateur
Silver Cup with Engraved Silver Medal: Low Amateur					
Joey Sindelar	T39	79 70 74 77	300	$4,400	
Gary Hallberg	T42	73 69 80 79	301	$4,000	
Pair of Crystal Goblets: Eagle, Round 2, Hole 2					
Corey Pavin	T42	76 75 75 75	301	$4,000	
Tom Kite	44	73 76 77 76	302	$3,700	
Larry Mize	T45	78 71 76 79	304	$3,400	
Jeff Sluman	T45	80 71 78 75	304	$3,400	
Pair of Crystal Goblets: Eagle, Round 2, Hole 15					
Dave Barr (Canada)		77 75	152	$1,500	
Andy Bean		73 79	152	$1,500	
Jay Haas		81 71	152	$1,500	
Scott Hoch		79 73	152	$1,500	
Kenny Knox		75 77	152	$1,500	
Davis Love III		73 79	152	$1,500	
Sam W. Randolph		78 74	152	$1,500	
John Cook		77 76	153	$1,500	
Bob Eastwood		77 76	153	$1,500	
Gary Player (South Africa)		78 75	153	$1,500	
Charles Coody		78 76	154	$1,500	
David H. Curry (England)		74 80	154		Amateur
Roger Maltbie		76 78	154	$1,500	
Mike Reid		78 76	154	$1,500	
Tim Simpson		80 74	154	$1,500	
Pair of Crystal Goblets: Eagle, Round 2, Hole 13					
George Archer		80 75	155	$1,500	
Paul Azinger		75 80	155	$1,500	
Keith Clearwater		82 73	155	$1,500	
Billy Mayfair		80 75	155		Amateur
Scott Simpson		79 76	155	$1,500	
Bobby Wadkins		79 76	155	$1,500	
Ian Woosnam (Wales)		81 74	155	$1,500	
Lennie Clements		75 81	156	$1,500	
Pair of Crystal Goblets: Eagle, Round 1, Hole 13					
Bill Loeffler		77 79	156		Amateur
Len Mattiace		79 77	156		Amateur
Eric Rebmann		77 79	156		Amateur
D. A. Weibring		79 77	156	$1,500	
Arnold Palmer		80 77	157	$1,500	
Hal Sutton		80 77	157	$1,500	
Stewart M. Alexander		78 80	158		Amateur
J. C. Snead		79 79	158	$1,500	
Gay Brewer		78 81	159	$1,500	
Brian Montgomery		78 81	159		Amateur
Scott Gump		83 77	160		Amateur

1988 Masters Tournament (Continued)

PLAYER	POSITION	SCORES	TOTAL	PRIZE MONEY	STATUS
Paul M. Mayo (Wales)		81 80	161		Amateur
Doug Ford		80 82	162	$1,500	
Jodie Mudd		84 78	162	$1,500	
Stephen J. Ford		83 80	163		Amateur
Lee Trevino		81 83	164	$1,500	
Art Wall		86 79	165	$1,500	
Tommy Aaron		83 83	166	$1,500	
Billy Casper		80 86	166	$1,500	
Robert C. Lewis Jr.		87 83	170		Amateur
Jim Thorpe	Withdrew			$1,500	
TOTAL				**$1,000,001**	

1988 Cumulative Course Statistics

Hole	Yards	Par	Average	Rank*	Eagles	Birdies	Pars	Bogeys	Double Bogeys	Other
1	400	4	4.337	1	0	24	143	91	12	0
2	555	5	4.744	18	2	100	136	29	3	0
3	360	4	4.155	T12	0	35	164	65	6	0
4	205	3	3.296	5	0	14	169	81	5	1
5	435	4	4.237	9	0	16	179	70	5	0
6	180	3	3.262	T7	0	19	165	82	4	0
7	360	4	4.155	T12	0	37	162	63	8	0
8	535	5	4.903	15	1	55	185	27	2	0
9	435	4	4.200	11	0	29	167	65	9	0
Out	**3,465**	**36**	**37.292**		**3**	**329**	**1,470**	**573**	**54**	**1**
10	485	4	4.229	10	0	25	169	66	9	1
11	455	4	4.262	T7	0	23	172	60	12	3
12	155	3	3.311	3	1	27	159	64	12	7
13	465	5	4.885	16	6	75	143	38	6	2
14	405	4	4.281	6	1	23	156	81	7	2
15	500	5	4.866	17	2	83	140	40	4	1
16	170	3	3.303	4	0	35	138	81	12	4
17	400	4	4.096	14	0	46	155	66	3	0
18	405	4	4.318	2	0	19	158	82	10	1
In	**3,440**	**36**	**37.555**		**10**	**356**	**1,390**	**578**	**75**	**21**
Total	**6,905**	**72**	**74.848**		**13**	**685**	**2,860**	**1,151**	**129**	**22**

*Holes ranked from 1 (most difficult) to 18 (least difficult)

Scoring Summary

	Below 70	Under Par	Par	Over Par	80 & Over	Course Average	Round Leader	Low Round	Sandy Lyle
Round 1	2	6	3	80	20	76.674	Larry Nelson (69) Robert Wrenn (69)	Larry Nelson (69) Robert Wrenn (69)	T3
Round 2	7	18	6	65	13	75.011	Sandy Lyle (138)	Fuzzy Zoeller (66)	1
Round 3	6	14	9	23	1	72.891	Sandy Lyle (210)	Ben Crenshaw (67)	1
Round 4	4	13	7	26	0	72.957	Sandy Lyle (281)	Greg Norman (64)	1
All Rounds	**19**	**51**	**25**	**194**	**34**	**74.848**			

1987 MASTERS TOURNAMENT
APRIL 9-12, 1987

Cut: 54 players at seven-over-par 151 from a starting field of 85

Summary: Augusta native Larry Mize chipped in for birdie from 140 feet on the second playoff hole (No. 11) to defeat Greg Norman and Seve Ballesteros for the title. Ballesteros was eliminated on the first playoff hole when he missed his par putt. Mize qualified for the playoff with a six-foot birdie putt at No. 18 to finish at 285.

PLAYER	POSITION	SCORES	TOTAL	PRIZE MONEY	STATUS
Larry Mize	1	70 72 72 71	285	$162,000	Playoff
Gold Medal: Winner					
Bas-Relief Sterling Silver Replica of Masters Trophy: Winner					
Silver Box Engraved with Players' Names: Winner					
Seve Ballesteros (Spain)	T2	73 71 70 71	285	$79,200	Playoff
Silver Medal: Runner-up					
Sterling Silver Salver: Runner-up					
Greg Norman (Australia)	T2	73 74 66 72	285	$79,200	Playoff
Silver Medal: Runner-up					
Sterling Silver Salver: Runner-up					
Crystal Vase: Day's Low Score (66), Round 3					
Pair of Crystal Goblets: Eagle, Round 2, Hole 2					
Ben Crenshaw	T4	75 70 67 74	286	$37,200	
Roger Maltbie	T4	76 66 70 74	286	$37,200	
Crystal Vase: Day's Low Score (66), Round 2					
Jodie Mudd	T4	74 72 71 69	286	$37,200	
Pair of Crystal Goblets: Eagle, Round 4, Hole 2					
Jay Haas	T7	72 72 72 73	289	$26,200	
Bernhard Langer (Germany)	T7	71 72 70 76	289	$26,200	
Pair of Crystal Goblets: Eagle, Round 2, Hole 15					
Jack Nicklaus	T7	74 72 73 70	289	$26,200	
Pair of Crystal Goblets: Eagle, Round 4, Hole 13					
Tom Watson	T7	71 72 74 72	289	$26,200	
Pair of Crystal Goblets: Eagle, Round 4, Hole 15					
D. A. Weibring	T7	72 75 71 71	289	$26,200	
Chip Beck	T12	75 72 70 73	290	$17,640	
Pair of Crystal Goblets: Eagle, Round 4, Hole 2					
Tze-Chung Chen (China)	T12	74 69 71 76	290	$17,640	
Mark McCumber	T12	75 71 69 75	290	$17,640	
Pair of Crystal Goblets: Eagle, Round 3, Hole 8					
Curtis Strange	T12	71 70 73 76	290	$17,640	
Pair of Crystal Goblets: Eagle, Round 2, Hole 5					
Lanny Wadkins	T12	73 72 70 75	290	$17,640	
Paul Azinger	T17	77 73 69 72	291	$13,050	
Mark Calcavecchia	T17	73 72 78 68	291	$13,050	
Crystal Vase: Day's Low Score (68), Round 4					
Pair of Crystal Goblets: Eagle, Round 4, Hole 15					
Sandy Lyle (Scotland)	T17	77 74 68 72	291	$13,050	
Pair of Crystal Goblets: Eagle, Round 3, Hole 8					
Craig Stadler	T17	74 74 72 71	291	$13,050	
Pair of Crystal Goblets: Eagle, Round 1, Hole 2					
Bobby Wadkins	21	76 69 73 74	292	$10,800	
Gary Koch	T22	76 75 72 70	293	$9,750	
Nick Price (Zimbabwe)	T22	73 73 71 76	293	$9,750	
John Cook	T24	69 73 74 78	294	$7,900	
Crystal Vase: Day's Low Score (69), Round 1					
Tom Kite	T24	73 74 74 73	294	$7,900	
Mark O'Meara	T24	75 74 71 74	294	$7,900	
Pair of Crystal Goblets: Eagle, Round 1, Hole 2					

1987 Masters Tournament (Continued)

PLAYER	POSITION	SCORES	TOTAL	PRIZE MONEY	STATUS
David Graham (Australia)	T27	73 77 72 73	295	$6,267	
Donnie Hammond	T27	73 75 74 73	295	$6,267	
Corey Pavin	T27	71 71 81 72	295	$6,267	
Scott Simpson	T27	72 75 72 76	295	$6,267	
Pair of Crystal Goblets: Eagle, Round 3, Hole 15					
Denis Watson (South Africa)	T27	76 74 73 72	295	$6,267	
Fuzzy Zoeller	T27	76 71 76 72	295	$6,267	
Pair of Crystal Goblets: Eagle, Round 4, Hole 13					
Calvin Peete	T33	71 77 75 73	296	$5,200	
Gene Sauers	T33	75 73 74 74	296	$5,200	
Andy Bean	T35	75 69 78 75	297	$4,257	
Howard Clark (England)	T35	74 71 77 75	297	$4,257	
Hubert Green	T35	80 71 74 72	297	$4,257	
John Mahaffey	T35	73 75 76 73	297	$4,257	
Pair of Crystal Goblets: Eagle, Round 4, Hole 13					
Gary Player (South Africa)	T35	75 75 71 76	297	$4,257	
Joey Sindelar	T35	74 70 81 72	297	$4,257	
Mark Wiebe	T35	73 74 71 79	297	$4,257	
Johnny Miller	T42	75 75 71 77	298	$3,333	
Payne Stewart	T42	71 75 74 78	298	$3,333	
Jim Thorpe	T42	77 74 76 71	298	$3,333	
David Frost (South Africa)	T45	75 70 77 78	300	$2,800	
Kenny Knox	T45	75 75 75 75	300	$2,800	
Don Pooley	T45	76 75 76 73	300	$2,800	
Mike Hulbert	48	76 75 71 79	301	$2,400	
Bruce Lietzke	49	75 74 77 76	302	$2,300	
Tommy Aaron	T50	72 76 76 81	305	$2,200	
Dave Barr (Canada)	T50	79 68 79 79	305	$2,200	
Billy Casper	T50	77 74 75 79	305	$2,200	
Mac O'Grady	T50	72 79 79 75	305	$2,200	
Robert C. Lewis Jr.	54	74 77 79 79	309		Amateur
Silver Cup with Engraved Silver Medal: Low Amateur					
Stewart M. Alexander		76 76	152		Amateur
Billy Andrade		74 78	152		Amateur
George Burns III		78 74	152	$1,500	
Raymond Floyd		75 77	152	$1,500	
Pair of Crystal Goblets: Eagle, Round 1, Hole 13					
Dan Pohl		81 71	152	$1,500	
Scott Verplank		76 76	152	$1,500	
Pair of Crystal Goblets: Eagle, Round 1, Hole 1					
Rick Fehr		78 75	153	$1,500	
Pair of Crystal Goblets: Eagle, Round 2, Hole 10					
Andy North		79 74	153	$1,500	
Pair of Crystal Goblets: Eagle, Round 2, Hole 15					
Hal Sutton		77 76	153	$1,500	
Bob Tway		78 75	153	$1,500	
Tsuneyuki Nakajima (Japan)		73 81	154	$1,500	
Larry Nelson		75 79	154	$1,500	
Jose Maria Olazabal (Spain)		79 75	154	$1,500	
Charles Coody		75 80	155	$1,500	
Ken Green		78 77	155	$1,500	
Bob Murphy Jr.		82 73	155	$1,500	
Masashi Ozaki (Japan)		73 82	155	$1,500	
David H. Curry (England)		78 78	156		Amateur
Chris Kite		80 76	156		Amateur
Garth M. McGimpsey (N. Ireland)		79 77	156		Amateur
Lee Trevino		80 76	156	$1,500	

1987 Masters Tournament (Continued)

PLAYER	POSITION	SCORES	TOTAL	PRIZE MONEY	STATUS
Fred Wadsworth		74 82	156	$1,500	
Ernie Gonzalez		77 80	157	$1,500	
Isao Aoki (Japan)		81 77	158	$1,500	
Doug Ford		79 81	160	$1,500	
Arnold Palmer		83 77	160	$1,500	
R. Jay Sigel		77 83	160		Amateur
Gay Brewer		80 81	161	$1,500	
Brian Montgomery		77 84	161		Amateur
Doug Tewell		85 76	161	$1,500	
Art Wall		85 76	161	$1,500	
TOTAL				**$903,100**	

1987 Cumulative Course Statistics

Hole	Yards	Par	Average	Rank*	Eagles	Birdies	Pars	Bogeys	Double Bogeys	Other
1	400	4	4.176	10	1	22	186	65	4	0
2	555	5	4.773	18	5	90	155	21	5	2
3	360	4	4.201	8	0	31	164	79	4	0
4	205	3	3.294	2	0	15	169	91	3	0
5	435	4	4.205	7	1	24	176	71	6	0
6	180	3	3.233	6	0	25	170	76	7	0
7	360	4	4.143	12	0	34	173	68	3	0
8	535	5	4.888	17	2	66	175	31	4	0
9	435	4	4.133	13	0	27	194	51	5	1
Out	**3,465**	**36**	**37.050**		**9**	**334**	**1,562**	**553**	**41**	**3**
10	485	4	4.262	4	1	16	182	69	8	2
11	455	4	4.269	3	0	23	177	58	20	0
12	155	3	3.327	1	0	32	146	83	12	5
13	465	5	4.946	16	4	79	136	47	11	1
14	405	4	4.161	11	0	33	169	74	2	0
15	500	5	5.035	15	5	53	164	47	6	3
16	170	3	3.179	9	0	43	161	58	14	2
17	400	4	4.075	14	0	39	184	50	5	0
18	405	4	4.237	5	0	22	175	74	7	0
In	**3,440**	**36**	**37.496**		**10**	**340**	**1,494**	**560**	**85**	**13**
Total	**6,905**	**72**	**74.546**		**19**	**674**	**3,056**	**1,113**	**126**	**16**

*Holes ranked from 1 (most difficult) to 18 (least difficult)

Scoring Summary

	Below 70	Under Par	Par	Over Par	80 & Over	Course Average	Round Leader	Low Round	Larry Mize
Round 1	1	8	5	72	10	75.518	John Cook (69)	John Cook (69)	2
Round 2	5	16	9	60	9	74.600	Curtis Strange (141)	Roger Maltbie (66)	T2
Round 3	5	19	6	29	2	73.352	Ben Crenshaw (212) Roger Maltbie (212)	Greg Norman (66)	T5
Round 4	2	9	9	36	1	74.130	Greg Norman (285) Larry Mize (285) Seve Ballesteros (285)	Mark Calcavecchia (68)	T1
All Rounds	**13**	**52**	**29**	**197**	**22**	**74.547**			

1986 MASTERS TOURNAMENT
APRIL 10-13, 1986

Cut: 48 players at five-over-par 149 from a starting field of 88

Summary: In one of the most memorable Masters ever, Jack Nicklaus scored a final-round 65 to win his sixth Green Jacket. It came 23 years after Nicklaus donned his first Green Jacket. Nicklaus' final round was highlighted by an eagle-birdie-birdie streak at Nos. 15, 16 and 17 for a second-nine 30. In the third round, Nick Price set the course record with a 63.

PLAYER	POSITION	SCORES	TOTAL	PRIZE MONEY	STATUS
Jack Nicklaus	1	74 71 69 65	279	$144,000	
Gold Medal: Winner					
Bas-Relief Sterling Silver Replica of Masters Trophy: Winner					
Silver Box Engraved with Players' Names: Winner					
Crystal Vase: Day's Low Score (65), Round 4					
Pair of Crystal Goblets: Eagle, Round 4, Hole 15					
Tom Kite	T2	70 74 68 68	280	$70,400	
Silver Medal: Runner-up					
Sterling Silver Salver: Runner-up					
Pair of Crystal Goblets: Eagle, Round 4, Hole 8					
Greg Norman (Australia)	T2	70 72 68 70	280	$70,400	
Silver Medal: Runner-up					
Sterling Silver Salver: Runner-up					
Seve Ballesteros (Spain)	4	71 68 72 70	281	$38,400	
Pair of Crystal Goblets: Eagle, Round 2, Hole 15					
Pair of Crystal Goblets: Eagle, Round 4, Hole 8					
Pair of Crystal Goblets: Eagle, Round 4, Hole 13					
Nick Price (Zimbabwe)	5	79 69 63 71	282	$32,000	
Crystal Vase: Day's Low Score (63), Round 3					
Jay Haas	T6	76 69 71 67	283	$27,800	
Tom Watson	T6	70 74 68 71	283	$27,800	
Pair of Crystal Goblets: Eagle, Round 1, Hole 13					
Tsuneyuki Nakajima (Japan)	T8	70 71 71 72	284	$23,200	
Pair of Crystal Goblets: Eagle, Round 2, Hole 13					
Payne Stewart	T8	75 71 69 69	284	$23,200	
Bob Tway	T8	70 73 71 70	284	$23,200	
Donnie Hammond	T11	73 71 67 74	285	$16,960	
Sandy Lyle (Scotland)	T11	76 70 68 71	285	$16,960	
Mark McCumber	T11	76 67 71 71	285	$16,960	
Crystal Vase: Day's Low Score (67), Round 2					
Pair of Crystal Goblets: Eagle, Round 3, Hole 2					
Pair of Crystal Goblets: Eagle, Round 4, Hole 15					
Corey Pavin	T11	71 72 71 71	285	$16,960	
Pair of Crystal Goblets: Eagle, Round 3, Hole 15					
Pair of Crystal Goblets: Eagle, Round 4, Hole 15					
Calvin Peete	T11	75 71 69 70	285	$16,960	
Dave Barr (Canada)	T16	70 77 71 68	286	$12,000	
Ben Crenshaw	T16	71 71 74 70	286	$12,000	
Pair of Crystal Goblets: Eagle, Round 2, Hole 13					
Gary Koch	T16	69 74 71 72	286	$12,000	
Pair of Crystal Goblets: Eagle, Round 4, Hole 15					
Bernhard Langer (Germany)	T16	74 68 69 75	286	$12,000	
Larry Mize	T16	75 74 72 65	286	$12,000	
Crystal Vase: Day's Low Score (65), Round 4					
Curtis Strange	T21	73 74 68 72	287	$9,300	
Fuzzy Zoeller	T21	73 73 69 72	287	$9,300	
Tze-Chung Chen (Chinese Taipei)	T23	69 73 75 71	288	$8,000	

1986 Masters Tournament (Continued)

PLAYER	POSITION	SCORES	TOTAL	PRIZE MONEY	STATUS
Roger Maltbie	T23	71 75 69 73	288	$8,000	
Bill Glasson	T25	72 74 72 71	289	$6,533	
Peter Jacobsen	T25	75 73 68 73	289	$6,533	
Scott Simpson	T25	76 72 67 74	289	$6,533	
Danny Edwards	T28	71 71 72 76	290	$5,667	
David Graham (Australia)	T28	76 72 74 68	290	$5,667	
Johnny Miller	T28	74 70 77 69	290	$5,667	
Fred Couples	T31	72 77 70 72	291	$4,875	
Bruce Lietzke	T31	78 70 68 75	291	$4,875	
Pair of Crystal Goblets: Eagle, Round 3, Hole 13					
Pair of Crystal Goblets: Eagle, Round 4, Hole 13					
Dan Pohl	T31	76 70 72 73	291	$4,875	
Lanny Wadkins	T31	78 71 73 69	291	$4,875	
Wayne Levi	35	73 76 67 76	292	$4,300	
Pair of Crystal Goblets: Eagle, Round 3, Hole 13					
Rick Fehr	T36	75 74 69 75	293	$3,850	
Hubert Green	T36	71 75 73 74	293	$3,850	
Pair of Crystal Goblets: Eagle, Round 3, Hole 13					
Larry Nelson	T36	73 73 71 76	293	$3,850	
Sam W. Randolph	T36	75 73 72 73	293		Amateur
Silver Cup with Engraved Silver Medal: Low Amateur					
Tony Sills	T36	76 73 73 71	293	$3,850	
Don Pooley	41	77 72 73 72	294	$3,400	
Pair of Crystal Goblets: Eagle, Round 3, Hole 13					
Billy Kratzert	T42	68 72 76 79	295	$3,200	
Crystal Vase: Day's Low Score (68), Round 1					
John Mahaffey	T42	79 69 72 75	295	$3,200	
Ken Green	44	68 78 74 76	296	$3,000	
Crystal Vase: Day's Low Score (68), Round 1					
Phil Blackmar	T45	76 73 73 76	298	$2,700	
Jim Thorpe	T45	74 74 73 77	298	$2,700	
Pair of Crystal Goblets: Eagle, Round 3, Hole 13					
Lee Trevino	47	76 73 73 77	299	$2,500	
Pair of Crystal Goblets: Eagle, Round 3, Hole 15					
Mark O'Meara	48	74 73 81 73	301	$2,300	
Gary Player (South Africa)		77 73	150	$1,500	
Craig Stadler		74 76	150	$1,500	
Andy Bean		75 76	151	$1,500	
Pair of Crystal Goblets: Eagle, Round 2, Hole 15					
Bob Eastwood		79 72	151	$1,500	
Buddy Gardner		74 77	151	$1,500	
Gary Hallberg		78 73	151	$1,500	
Kenny Knox		75 76	151	$1,500	
George Burns III		74 78	152	$1,500	
Raymond Floyd		74 78	152	$1,500	
Dan Forsman		78 74	152	$1,500	
Hale Irwin		76 76	152	$1,500	
Pair of Crystal Goblets: Eagle, Round 1, Hole 2					
Robert C. Lewis Jr.		74 78	152		Amateur
Mac O'Grady		82 70	152	$1,500	
Pair of Crystal Goblets: Eagle, Round 2, Hole 15					
R. Jay Sigel		74 78	152		Amateur
Joey Sindelar		79 73	152	$1,500	
Hal Sutton		80 72	152	$1,500	
Gay Brewer		77 76	153	$1,500	
Billy Casper		78 75	153	$1,500	
Charles Coody		76 77	153	$1,500	

1986 Masters Tournament (Continued)

PLAYER	POSITION	SCORES	TOTAL	PRIZE MONEY	STATUS
Chip Drury		76 77	153		Amateur
Peter Persons		76 77	153		Amateur
Jack Renner		76 77	153	$1,500	
Jack Kay Jr. (Canada)		80 74	154		Amateur
Larry Rinker		73 81	154	$1,500	
Doug Tewell		74 80	154	$1,500	
Scott Verplank		77 77	154		Amateur
Mark Wiebe		76 78	154	$1,500	
George Archer		75 80	155	$1,500	
Tommy Aaron		79 77	156	$1,500	
Pair of Crystal Goblets: Eagle, Round 2, Hole 7					
Isao Aoki (Japan)		79 77	156	$1,500	
Doug Ford		78 78	156	$1,500	
Garth M. McGimpsey (N. Ireland)		78 78	156		Amateur
Arnold Palmer		80 76	156	$1,500	
Michael E. Podolak		82 74	156		Amateur
Bill Rogers		80 76	156	$1,500	
Denis Watson (South Africa)		80 76	156	$1,500	
Tim Simpson		78 79	157	$1,500	
Randy Sonnier		81 77	158		Amateur
Tze-Ming Chen (Chinese Taipei)		79 81	160	$1,500	
Bob Goalby		79 81	160	$1,500	
TOTAL				**$805,100**	

1986 Cumulative Course Statistics

Hole	Yards	Par	Average	Rank*	Eagles	Birdies	Pars	Bogeys	Double Bogeys	Other
1	400	4	4.242	2	0	17	179	69	7	0
2	555	5	4.794	17	2	88	147	34	1	0
3	360	4	4.169	7	0	24	180	66	2	0
4	205	3	3.205	3	0	19	184	63	6	0
5	435	4	4.132	11	0	33	172	65	2	0
6	180	3	3.183	5	0	31	170	61	10	0
7	360	4	4.125	12	1	30	179	58	4	0
8	535	5	4.830	16	2	72	171	24	3	0
9	435	4	4.073	13	0	34	186	50	2	0
Out	**3,465**	**36**	**36.757**		**5**	**348**	**1,568**	**490**	**37**	**0**
10	485	4	4.191	4	0	29	176	54	12	1
11	455	4	4.154	10	0	32	175	56	9	0
12	155	3	3.158	9	0	43	163	51	10	5
13	465	5	4.886	15	10	82	122	49	7	2
14	405	4	4.180	6	0	36	157	73	6	0
15	500	5	4.753	18	9	92	134	32	4	1
16	170	3	3.161	8	0	46	157	48	21	0
17	400	4	4.066	14	0	35	186	49	2	0
18	405	4	4.250	1	0	24	168	69	10	1
In	**3,440**	**36**	**36.801**		**19**	**419**	**1,438**	**481**	**81**	**10**
Total	**6,905**	**72**	**73.558**		**24**	**767**	**3,006**	**971**	**118**	**10**

*Holes ranked from 1 (most difficult) to 18 (least difficult)

Scoring Summary

	Below 70	Under Par	Par	Over Par	80 & Over	Course Average	Round Leader	Low Round	Jack Nicklaus
Round 1	4	16	2	70	8	75.159	Billy Kratzert (68) Ken Green (68)	Billy Kratzert (68) Ken Green (68)	T25
Round 2	6	19	8	61	5	74.193	Seve Ballesteros (139)	Mark McCumber (67)	T17
Round 3	18	27	7	14	1	70.979	Greg Norman (210)	Nick Price (63)	T9
Round 4	9	22	6	20	0	72.042	Jack Nicklaus (279)	Jack Nicklaus (65) Larry Mize (65)	1
All Rounds	**37**	**84**	**23**	**165**	**14**	**73.559**			



1985 MASTERS TOURNAMENT
APRIL 11-14, 1985

Cut: 60 players at six-over-par 150 from a starting field of 77

Summary: Playing in only his third Masters, Bernhard Langer used weekend rounds of 68-68 to become the Tournament's third international champion. Despite an opening-round 80, Curtis Strange enjoyed a three-stroke lead with six holes to play. He bogeyed Nos. 13, 15 and 18 to finish in a tie for second with Seve Ballesteros and Raymond Floyd, two strokes behind the champion.

PLAYER	POSITION	SCORES	TOTAL	PRIZE MONEY	STATUS
Bernhard Langer (Germany)	1	72 74 68 68	282	$126,000	
Gold Medal: Winner					
Bas-Relief Sterling Silver Replica of Masters Trophy: Winner					
Silver Box Engraved with Players' Names: Winner					
Crystal Vase: Day's Low Score (68), Round 3					
Pair of Crystal Goblets: Eagle, Round 3, Hole 13					
Seve Ballesteros (Spain)	T2	72 71 71 70	284	$52,267	
Silver Medal: Runner-up					
Sterling Silver Salver: Runner-up					
Raymond Floyd	T2	70 73 69 72	284	$52,267	
Silver Medal: Runner-up					
Sterling Silver Salver: Runner-up					
Pair of Crystal Goblets: Eagle, Round 3, Hole 13					
Pair of Crystal Goblets: Eagle, Round 4, Hole 15					
Curtis Strange	T2	80 65 68 71	284	$52,267	
Silver Medal: Runner-up					
Sterling Silver Salver: Runner-up					
Crystal Vase: Day's Low Score (65), Round 2					
Crystal Vase: Day's Low Score (68), Round 3					
Pair of Crystal Goblets: Eagle, Round 2, Hole 3					
Jay Haas	5	73 73 72 67	285	$28,000	
Gary Hallberg	T6	68 73 75 70	286	$22,663	
Crystal Vase: Day's Low Score (68), Round 1					
Bruce Lietzke	T6	72 71 73 70	286	$22,663	
Jack Nicklaus	T6	71 74 72 69	286	$22,663	
Pair of Crystal Goblets: Eagle, Round 1, Hole 15					
Pair of Crystal Goblets: Eagle, Round 3, Hole 15					
Craig Stadler	T6	73 67 76 70	286	$22,663	
Fred Couples	T10	75 73 69 70	287	$16,800	
Pair of Crystal Goblets: Eagle, Round 1, Hole 8					
David Graham (Australia)	T10	74 71 71 71	287	$16,800	
Lee Trevino	T10	70 73 72 72	287	$16,800	
Tom Watson	T10	69 71 75 72	287	$16,800	
Pair of Crystal Goblets: Eagle, Round 1, Hole 13					
Billy Kratzert	T14	73 77 69 69	288	$12,950	
John Mahaffey	T14	72 75 70 71	288	$12,950	
Isao Aoki (Japan)	T16	72 74 71 72	289	$11,550	
Gary Koch	T16	72 70 73 74	289	$11,550	
Pair of Crystal Goblets: Eagle, Round 4, Hole 13					
Wayne Levi	T18	75 72 70 73	290	$9,128	
Mark McCumber	T18	73 73 79 65	290	$9,128	
Crystal Vase: Day's Low Score (65), Round 4					
Sam W. Randolph	T18	70 75 72 73	290		Amateur
Silver Cup with Engraved Silver Medal: Low Amateur					
Pair of Crystal Goblets: Eagle, Round 3, Hole 15					
Tim Simpson	T18	73 72 75 70	290	$9,128	
Jim Thorpe	T18	73 71 72 74	290	$9,128	

1985 Masters Tournament (Continued)

PLAYER	POSITION	SCORES	TOTAL	PRIZE MONEY	STATUS
Lanny Wadkins	T18	72 73 72 73	290	$9,128	
Mark O'Meara	24	73 76 72 70	291	$7,280	
Pair of Crystal Goblets: Eagle, Round 4, Hole 13					
Andy Bean	T25	72 74 73 73	292	$5,670	
Pair of Crystal Goblets: Eagle, Round 1, Hole 2					
Nick Faldo (England)	T25	73 73 75 71	292	$5,670	
Sandy Lyle (Scotland)	T25	78 65 76 73	292	$5,670	
Crystal Vase: Day's Low Score (65), Round 2					
Johnny Miller	T25	77 68 76 71	292	$5,670	
Corey Pavin	T25	72 75 75 70	292	$5,670	
Payne Stewart	T25	69 71 76 76	292	$5,670	
Jerry L. Haas	T31	76 69 73 75	293		Amateur
Silver Medal: Low Amateur Runner-up					
Calvin Peete	T31	75 70 74 74	293	$4,445	
Pair of Crystal Goblets: Eagle, Round 2, Hole 15					
Joey Sindelar	T31	73 73 75 72	293	$4,445	
Pair of Crystal Goblets: Eagle, Round 1, Hole 2					
Hal Sutton	T31	77 69 70 77	293	$4,445	
Sam Torrance (Scotland)	T31	73 73 75 72	293	$4,445	
Pair of Crystal Goblets: Eagle, Round 3, Hole 2					
Pair of Crystal Goblets: Eagle, Round 4, Hole 2					
Lennie Clements	T36	75 75 73 71	294	$3,612	
Pair of Crystal Goblets: Eagle, Round 3, Hole 15					
Hale Irwin	T36	78 71 73 72	294	$3,612	
Mark Lye	T36	72 73 79 70	294	$3,612	
Larry Nelson	T36	73 75 74 72	294	$3,612	
Gary Player (South Africa)	T36	71 75 73 75	294	$3,612	
Ronnie Black	T41	74 71 75 75	295	$3,010	
David Edwards	T41	74 72 77 72	295	$3,010	
Scott Simpson	T41	71 73 77 74	295	$3,010	
Pair of Crystal Goblets: Eagle, Round 4, Hole 15					
Charles Coody	T44	72 77 74 73	296	$2,660	
Bob Gilder	T44	72 75 81 68	296	$2,660	
Pair of Crystal Goblets: Eagle, Round 1, Hole 15					
R. Jay Sigel	T44	76 71 77 72	296		Amateur
Pair of Crystal Goblets: Eagle, Round 2, Hole 15					
Woody Blackburn	T47	78 71 72 77	298	$2,115	
Danny Edwards	T47	77 72 71 78	298	$2,115	
Larry Mize	T47	71 75 76 76	298	$2,115	
Tsuneyuki Nakajima (Japan)	T47	77 70 78 73	298	$2,115	
Greg Norman (Australia)	T47	73 72 75 78	298	$2,115	
Pair of Crystal Goblets: Eagle, Round 2, Hole 15					
Jack Renner	T47	72 77 70 79	298	$2,115	
George Archer	T53	73 74 79 73	299	$1,800	
Scott Hoch	T53	73 76 74 76	299	$1,800	
Denis Watson (South Africa)	T53	76 72 75 76	299	$1,800	
Rex Caldwell	56	73 74 77 77	301	$1,760	
Billy Casper	T57	71 78 74 79	302	$1,730	
Ben Crenshaw	T57	70 76 77 79	302	$1,730	
John S. Inman	T59	70 76 80 77	303		Amateur
Bob Eastwood	60	77 72 82 77	308	$1,700	
Randy Sonnier		75 77	152		Amateur
Scott Verplank		78 74	152		Amateur
Pair of Crystal Goblets: Eagle, Round 2, Hole 13					
Fuzzy Zoeller		77 75	152	$1,500	
Bill Rogers		78 75	153	$1,500	
Peter Jacobsen		78 76	154	$1,500	

1985 Masters Tournament (Continued)

PLAYER	POSITION	SCORES	TOTAL	PRIZE MONEY	STATUS
Tom Kite		75 79	154	$1,500	
Gil Morgan		74 80	154	$1,500	
Tom Purtzer		76 78	154	$1,500	
Arnold Palmer		83 72	155	$1,500	
Ian Baker-Finch (Australia)		77 79	156	$1,500	
Hubert Green		74 83	157	$1,500	
Jose Maria Olazabal (Spain)		81 76	157		Amateur
Art Wall		76 81	157	$1,500	
Pair of Crystal Goblets: Eagle, Round 2, Hole 15					
Gay Brewer		79 79	158	$1,500	
Tommy Aaron		79 80	159	$1,500	
Bob Goalby		79 80	159	$1,500	
Doug Ford	Withdrew	76	76	$1,500	
TOTAL				**$700,793**	

1985 Cumulative Course Statistics

Hole	Yards	Par	Average	Rank*	Eagles	Birdies	Pars	Bogeys	Double Bogeys	Other
1	400	4	4.223	T5	0	24	170	73	6	0
2	555	5	4.849	15	4	82	146	35	5	1
3	360	4	4.252	3	1	27	156	80	9	0
4	205	3	3.153	11	0	28	179	62	4	0
5	435	4	4.223	T5	0	26	165	77	5	0
6	180	3	3.208	8	0	21	180	67	4	1
7	360	4	4.058	T13	0	41	179	49	4	0
8	535	5	4.835	16	1	69	178	24	1	0
9	435	4	4.058	T13	0	46	170	52	5	0
Out	**3,465**	**36**	**36.864**		**6**	**364**	**1,523**	**519**	**43**	**2**
10	485	4	4.267	2	0	26	155	85	7	0
11	455	4	4.219	7	0	27	174	58	13	1
12	155	3	3.318	1	0	27	163	65	12	6
13	465	5	4.831	17	6	96	120	41	9	1
14	405	4	4.161	10	0	25	183	61	4	0
15	500	5	4.520	18	11	140	96	22	3	1
16	170	3	3.197	9	0	23	189	50	6	5
17	400	4	4.073	12	0	33	188	51	1	0
18	405	4	4.230	4	0	23	173	69	7	1
In	**3,440**	**36**	**36.820**		**17**	**420**	**1,441**	**502**	**62**	**15**
Total	**6,905**	**72**	**73.684**		**23**	**784**	**2,964**	**1,021**	**105**	**17**

*Holes ranked from 1 (most difficult) to 18 (least difficult)

Scoring Summary

	Below 70	Under Par	Par	Over Par	80 & Over	Course Average	Round Leader	Low Round	Bernhard Langer
Round 1	3	13	13	51	3	74.104	Gary Hallberg (68)	Gary Hallberg (68)	T14
Round 2	6	19	8	49	5	73.737	Craig Stadler (140) Payne Stewart (140) Tom Watson (140)	Curtis Strange (65)	T25
Round 3	5	13	8	39	3	73.950	Raymond Floyd (212)	Bernhard Langer (68) Curtis Strange (68)	T3
Round 4	6	21	10	29	0	72.817	Bernhard Langer (282)	Mark McCumber (65)	1
All Rounds	**20**	**66**	**39**	**168**	**11**	**73.685**			



1984 MASTERS TOURNAMENT
APRIL 12-15, 1984

Cut: 47 players at two-over-par 146 from a starting field of 88
Weather: Two suspensions of play, due to adverse weather conditions, during the third round forced 19 players to finish Sunday morning.
Summary: Starting Sunday two strokes behind leader Tom Kite, Ben Crenshaw fired a final-round 68 and won his first of two Masters titles. Sunday starting at No. 8, Crenshaw made three consecutive birdies, including a 60-foot putt at No. 10 to move into the lead, and went on to win by two.

PLAYER	POSITION	SCORES	TOTAL	PRIZE MONEY	STATUS
Ben Crenshaw	1	67 72 70 68	277	$108,000	
Gold Medal: Winner					
Bas-Relief Sterling Silver Replica of Masters Trophy: Winner					
Silver Box Engraved with Players' Names: Winner					
Crystal Vase: Day's Low Score (67), Round 1					
Tom Watson	2	74 67 69 69	279	$64,800	
Silver Medal: Runner-up					
Sterling Silver Salver: Runner-up					
David Edwards	T3	71 70 72 67	280	$34,800	
Crystal Vase: Day's Low Score (67), Round 4					
Pair of Crystal Goblets: Eagle, Round 2, Hole 2					
Gil Morgan	T3	73 71 69 67	280	$34,800	
Crystal Vase: Day's Low Score (67), Round 4					
Larry Nelson	5	76 69 66 70	281	$24,000	
Crystal Vase: Day's Low Score (66), Round 3					
Ronnie Black	T6	71 74 69 68	282	$19,425	
David Graham (Australia)	T6	69 70 70 73	282	$19,425	
Pair of Crystal Goblets: Eagle, Round 1, Hole 2					
Tom Kite	T6	70 68 69 75	282	$19,425	
Mark Lye	T6	69 66 73 74	282	$19,425	
Crystal Vase: Day's Low Score (66), Round 2					
Pair of Crystal Goblets: Eagle, Round 1, Hole 15					
Pair of Crystal Goblets: Eagle, Round 2, Hole 2					
Fred Couples	10	71 73 67 72	283	$16,200	
Pair of Crystal Goblets: Eagle, Round 2, Hole 13					
Pair of Crystal Goblets: Eagle, Round 3, Hole 8					
Rex Caldwell	T11	71 71 69 73	284	$13,200	
Pair of Crystal Goblets: Eagle, Round 3, Hole 15					
Wayne Levi	T11	71 72 69 72	284	$13,200	
Pair of Crystal Goblets: Eagle, Round 3, Hole 13					
Larry Mize	T11	71 70 71 72	284	$13,200	
Jack Renner	T11	71 73 71 69	284	$13,200	
Nick Faldo (England)	T15	70 69 70 76	285	$10,200	
Raymond Floyd	T15	70 73 70 72	285	$10,200	
Pair of Crystal Goblets: Eagle, Round 1, Hole 14					
Calvin Peete	T15	79 66 70 70	285	$10,200	
Crystal Vase: Day's Low Score (66), Round 2					
Andy Bean	T18	71 70 72 73	286	$8,400	
Danny Edwards	T18	72 71 70 73	286	$8,400	
Jack Nicklaus	T18	73 73 70 70	286	$8,400	
Jay Haas	T21	74 71 70 72	287	$6,475	
Hale Irwin	T21	70 71 74 72	287	$6,475	
Gary Player (South Africa)	T21	71 72 73 71	287	$6,475	
Payne Stewart	T21	76 69 68 74	287	$6,475	
Pair of Crystal Goblets: Eagle, Round 3, Hole 15					
Isao Aoki (Japan)	T25	69 72 73 74	288	$4,680	

1984 Masters Tournament (Continued)

PLAYER	POSITION	SCORES	TOTAL	PRIZE MONEY	STATUS
George Archer	T25	70 74 71 73	288	$4,680	
Rick Fehr	T25	72 71 70 75	288		Amateur
Silver Cup with Engraved Silver Medal: Low Amateur					
Pair of Crystal Goblets: Eagle, Round 3, Hole 13					
Peter Jacobsen	T25	72 70 75 71	288	$4,680	
Greg Norman (Australia)	T25	75 71 73 69	288	$4,680	
Tom Purtzer	T25	69 74 76 69	288	$4,680	
Bernhard Langer (Germany)	T31	73 70 74 72	289	$4,000	
Fuzzy Zoeller	T31	72 73 70 74	289	$4,000	
Bruce Lietzke	T33	75 70 75 70	290	$3,600	
Tsuneyuki Nakajima (Japan)	T33	75 70 70 75	290	$3,600	
Gary Koch	T35	70 75 70 76	291	$3,100	
Mark McCumber	T35	73 71 74 73	291	$3,100	
Dan Pohl	T35	74 71 72 74	291	$3,100	
Pair of Crystal Goblets: Eagle, Round 2, Hole 15					
Craig Stadler	T35	74 70 74 73	291	$3,100	
Tom Weiskopf	T35	74 71 74 72	291	$3,100	
Scott Simpson	40	72 70 76 74	292	$2,800	
Robert C. Lewis Jr.	T41	73 70 75 75	293		Amateur
Silver Medal: Low Amateur Runner-up					
Andy North	T41	76 68 80 69	293	$2,600	
Lee Trevino	43	68 73 74 79	294	$2,500	
Morris Hatalsky	44	73 71 75 76	295	$2,300	
David Ogrin	45	73 73 76 74	296	$2,200	
Pair of Crystal Goblets: Eagle, Round 3, Hole 15					
Clark D. Burroughs	T46	72 74 75 76	297		Amateur
Curtis Strange	T46	71 74 75 77	297	$2,100	
Seve Ballesteros (Spain)		73 74	147	$1,500	
Charles Coody		75 72	147	$1,500	
John Cook		73 74	147	$1,500	
Pair of Crystal Goblets: Eagle, Round 1, Hole 15					
John A. Fought III		73 74	147	$1,500	
Pair of Crystal Goblets: Eagle, Round 2, Hole 13					
Pat McGowan		72 75	147	$1,500	
Peter Oosterhuis (England)		74 73	147	$1,500	
Bill Rogers		76 71	147	$1,500	
Hal Sutton		74 73	147	$1,500	
Chip Beck		74 74	148	$1,500	
Gay Brewer		74 74	148	$1,500	
Lennie Clements		75 73	148	$1,500	
Keith Fergus		74 74	148	$1,500	
John Mahaffey		73 75	148	$1,500	
Nathaniel P. Crosby		73 76	149		Amateur
Pair of Crystal Goblets: Eagle, Round 2, Hole 13					
Pat Lindsey		75 74	149	$1,500	
Johnny Miller		74 75	149	$1,500	
Pair of Crystal Goblets: Eagle, Round 1, Hole 15					
J. C. Snead		75 74	149	$1,500	
Jim Thorpe		77 72	149	$1,500	
Jim Colbert		73 77	150	$1,500	
Bob Eastwood		72 78	150	$1,500	
Pair of Crystal Goblets: Eagle, Round 1, Hole 13					
Chris Perry		73 77	150		Amateur
Clifton W. Pierce		73 77	150		Amateur
Billy Casper		73 78	151	$1,500	
Ed Fiori		73 78	151	$1,500	

1984 Masters Tournament (Continued)

PLAYER	POSITION	SCORES	TOTAL	PRIZE MONEY	STATUS
James M. Holtgrieve		78 73	151		Amateur
Philip Parkin (Wales)		73 78	151		Amateur
Lanny Wadkins		74 77	151	$1,500	
Tommy Aaron		76 76	152	$1,500	
Bob Gilder		78 74	152	$1,500	
Bob Goalby		79 73	152	$1,500	
Mike Nicolette		76 76	152	$1,500	
David M. Tentis		74 78	152		Amateur
Arnold Palmer		77 76	153	$1,500	
Nick Price (Zimbabwe)		77 76	153	$1,500	
Mark Hayes		76 78	154	$1,500	
Doug Ford		77 78	155	$1,500	
R. Jay Sigel		79 76	155		Amateur
William H. Tuten Jr.		80 75	155		Amateur
Art Wall		75 81	156	$1,500	
Ralph L. Landrum		79 78	157	$1,500	
William A. Hoffer		83 82	165		Amateur
TOTAL				$611,400	

1984 Cumulative Course Statistics

Hole	Yards	Par	Average	Rank*	Eagles	Birdies	Pars	Bogeys	Double Bogeys	Other
1	400	4	4.148	T6	0	37	162	65	6	0
2	555	5	4.751	T15	3	100	132	31	4	0
3	360	4	4.074	10	0	42	170	54	4	0
4	205	3	3.225	4	0	14	184	69	3	0
5	435	4	4.322	1	0	22	156	76	15	1
6	180	3	3.133	8	0	28	182	56	4	0
7	360	4	4.037	13	0	51	162	53	4	0
8	535	5	4.722	17	1	90	163	15	1	0
9	435	4	4.062	11	0	45	165	58	2	0
Out	**3,465**	**36**	**36.477**		**4**	**429**	**1,476**	**477**	**43**	**1**
10	485	4	4.240	3	0	28	163	68	9	2
11	455	4	4.218	5	0	20	180	62	7	1
12	155	3	3.285	2	0	30	166	46	25	3
13	465	5	4.751	T15	6	103	123	29	8	1
14	405	4	4.044	12	1	38	181	48	2	0
15	500	5	4.596	18	7	114	132	15	2	0
16	170	3	3.122	9	0	46	162	47	14	1
17	400	4	4.011	14	0	38	197	30	4	1
18	405	4	4.148	T6	0	28	182	52	8	0
In	**3,440**	**36**	**36.418**		**14**	**445**	**1,486**	**397**	**79**	**9**
Total	**6,905**	**72**	**72.896**		**18**	**874**	**2,962**	**874**	**122**	**10**

*Holes ranked from 1 (most difficult) to 18 (least difficult)

Scoring Summary

	Below 70	Under Par	Par	Over Par	80 & Over	Course Average	Round Leader	Low Round	Ben Crenshaw
Round 1	6	22	8	58	2	73.500	Ben Crenshaw (67)	Ben Crenshaw (67)	1
Round 2	8	31	6	51	2	73.114	Mark Lye (135)	Calvin Peete (66) Mark Lye (66)	T3
Round 3	9	24	3	20	1	71.872	Tom Kite (207)	Larry Nelson (66)	T3
Round 4	9	15	8	24	0	72.383	Ben Crenshaw (277)	David Edwards (67) Gil Morgan (67)	1
All Rounds	**32**	**92**	**25**	**153**	**5**	**72.896**			

1983 MASTERS TOURNAMENT
APRIL 7-11, 1983

Cut: 49 players at three-over-par 147 from a starting field of 82

Weather: Due to adverse weather conditions, Friday's second round was postponed until Saturday. The second round began at 11:00 a.m. using No. 1 and No. 10 tees with players grouped in threesomes. Play was called for the day at 6:45 p.m. and completed Sunday morning. The third round was played on Sunday, with a Monday finish for the fourth round.

Summary: Forced to a Monday finish for the first time since 1973, Seve Ballesteros gained his second title in four years opening the final round birdie-eagle-par-birdie. Ballesteros defeated Ben Crenshaw and Tom Kite by four strokes.

PLAYER	POSITION	SCORES	TOTAL	PRIZE MONEY	STATUS
Seve Ballesteros (Spain)	1	68 70 73 69	280	$90,000	
Gold Medal: Winner					
Bas-Relief Sterling Silver Replica of Masters Trophy: Winner					
Silver Box Engraved with Players' Names: Winner					
Pair of Crystal Goblets: Eagle, Round 4, Hole 2					
Ben Crenshaw	T2	76 70 70 68	284	$44,000	
Silver Medal: Runner-up					
Sterling Silver Salver: Runner-up					
Crystal Vase: Day's Low Score (68), Round 4					
Pair of Crystal Goblets: Eagle, Round 4, Hole 13					
Tom Kite	T2	70 72 73 69	284	$44,000	
Silver Medal: Runner-up					
Sterling Silver Salver: Runner-up					
Pair of Crystal Goblets: Eagle, Round 1, Hole 15					
Raymond Floyd	T4	67 72 71 75	285	$22,000	
Crystal Vase: Day's Low Score (67), Round 1					
Tom Watson	T4	70 71 71 73	285	$22,000	
Pair of Crystal Goblets: Eagle, Round 4, Hole 8					
Hale Irwin	T6	72 73 72 69	286	$17,400	
Craig Stadler	T6	69 72 69 76	286	$17,400	
Crystal Vase: Day's Low Score (69), Round 3					
Gil Morgan	T8	67 70 76 74	287	$14,500	
Crystal Vase: Day's Low Score (67), Round 1					
Pair of Crystal Goblets: Eagle, Round 2, Hole 15					
Dan Pohl	T8	74 72 70 71	287	$14,500	
Pair of Crystal Goblets: Eagle, Round 3, Hole 13					
Lanny Wadkins	T8	73 70 73 71	287	$14,500	
Scott Simpson	11	70 73 72 73	288	$12,500	
George Archer	T12	71 73 71 74	289	$10,125	
Wayne Levi	T12	72 70 74 73	289	$10,125	
Johnny Miller	T12	72 72 71 74	289	$10,125	
J. C. Snead	T12	68 74 74 73	289	$10,125	
Keith Fergus	T16	70 69 74 77	290	$8,000	
Pair of Crystal Goblets: Eagle, Round 2, Hole 15					
Tsuneyuki Nakajima (Japan)	T16	72 70 72 76	290	$8,000	
Jack Renner	T16	67 75 78 70	290	$8,000	
Crystal Vase: Day's Low Score (67), Round 1					
Pair of Crystal Goblets: Eagle, Round 1, Hole 13					
Pair of Crystal Goblets: Eagle, Round 1, Hole 15					
Isao Aoki (Japan)	19	70 76 74 71	291	$7,000	
Nick Faldo (England)	T20	70 70 76 76	292	$5,214	
Mark Hayes	T20	71 73 76 72	292	$5,214	
Pair of Crystal Goblets: Eagle, Round 1, Hole 13					
Peter Jacobsen	T20	73 71 76 72	292	$5,214	

1983 Masters Tournament (Continued)

PLAYER	POSITION	SCORES	TOTAL	PRIZE MONEY	STATUS
Peter Oosterhuis (England)	T20	73 69 78 72	292	$5,214	
Pair of Crystal Goblets: Eagle, Round 1, Hole 15					
Lee Trevino	T20	71 72 72 77	292	$5,214	
Pair of Crystal Goblets: Eagle, Round 3, Hole 2					
Tom Weiskopf	T20	75 72 71 74	292	$5,214	
Pair of Crystal Goblets: Eagle, Round 4, Hole 15					
Fuzzy Zoeller	T20	70 74 76 72	292	$5,214	
Jay Haas	T27	73 69 73 78	293	$3,667	
Pair of Crystal Goblets: Eagle, Round 1, Hole 2					
Scott Hoch	T27	74 69 74 76	293	$3,667	
Pair of Crystal Goblets: Eagle, Round 4, Hole 5					
Pair of Crystal Goblets: Eagle, Round 4, Hole 13					
Hal Sutton	T27	73 73 70 77	293	$3,667	
Greg Norman (Australia)	T30	71 74 70 79	294	$3,350	
Pair of Crystal Goblets: Eagle, Round 3, Hole 13					
Andy North	T30	72 75 72 75	294	$3,350	
Chip Beck	T32	71 76 76 72	295	$2,900	
Fred Couples	T32	73 68 81 73	295	$2,900	
Crystal Vase: Day's Low Score (68), Round 2					
Gary Hallberg	T32	71 71 75 78	295	$2,900	
Pair of Crystal Goblets: Eagle, Round 1, Hole 15					
Payne Stewart	T32	70 76 78 71	295	$2,900	
Pair of Crystal Goblets: Eagle, Round 1, Hole 8					
Charles Coody	T36	68 75 79 74	296	$2,450	
Pair of Crystal Goblets: Eagle, Round 3, Hole 3					
Danny Edwards	T36	70 76 79 71	296	$2,450	
Yutaka Hagawa (Japan)	T36	72 75 75 74	296	$2,450	
Arnold Palmer	T36	68 74 76 78	296	$2,450	
Pair of Crystal Goblets: Eagle, Round 3, Hole 13					
James O. Hallet	T40	68 73 78 78	297		Amateur
Silver Cup with Gold Medal: Low Amateur					
Pair of Crystal Goblets: Eagle, Round 1, Hole 15					
John Mahaffey	T40	72 75 74 76	297	$2,200	
Bruce Lietzke	T42	69 75 82 72	298	$2,050	
Jodie Mudd	T42	72 68 72 86	298	$2,050	
Crystal Vase: Day's Low Score (68), Round 2					
Pair of Crystal Goblets: Eagle, Round 2, Hole 15					
Bob Gilder	T44	72 74 76 77	299	$1,970	
Mike Nicolette	T44	73 74 78 74	299	$1,970	
David Graham (Australia)	46	71 74 80 75	300	$1,940	
Gay Brewer	47	72 73 80 76	301	$1,920	
Bob Shearer (Australia)	48	70 77 82 76	305	$1,900	
Calvin Peete	49	70 72 87 80	309	$1,880	
Billy Casper		72 76	148	$1,820	
Rick Fehr		74 74	148		Amateur
Lyn Lott		77 71	148	$1,820	
Sandy Lyle (Scotland)		74 74	148	$1,820	
Larry Nelson		73 75	148	$1,820	
Ed Sneed		74 74	148	$1,820	
Bobby Clampett		74 75	149	$1,750	
Curtis Strange		77 72	149	$1,750	
George Burns III		77 73	150	$1,690	
Bruce Devlin (Australia)		73 77	150	$1,690	
Tim Norris		75 75	150	$1,690	
Bill Rogers		72 78	150	$1,690	
Tommy Aaron		76 75	151	$1,610	

1983 Masters Tournament (Continued)

PLAYER	POSITION	SCORES	TOTAL	PRIZE MONEY	STATUS
Morris Hatalsky		77 74	151	$1,610	
Gary Player (South Africa)		73 78	151	$1,610	
Jim Simons		74 77	151	$1,610	
David T. Tolley		77 74	151		Amateur
Andy Bean		76 76	152	$1,550	
Min-Nan Hsieh (Taiwan)		74 78	152	$1,550	
Martin S. Thompson (England)		76 76	152		Amateur
Gary Koch		76 77	153	$1,520	
Robert C. Lewis Jr.		74 79	153		Amateur
R. Jay Sigel		72 81	153		Amateur
Pair of Crystal Goblets: Eagle, Round 1, Hole 15					
Bob Goalby		76 79	155	$1,500	
Pair of Crystal Goblets: Eagle, Round 1, Hole 15					
Larry Rinker		75 81	156	$1,500	
James M. Holtgrieve		78 80	158		Amateur
John Schroeder		79 79	158	$1,500	
Pair of Crystal Goblets: Eagle, Round 1, Hole 2					
Art Wall		74 84	158	$1,500	
Nathaniel P. Crosby		79 81	160		Amateur
Philippe Ploujoux (France)		81 84	165		Amateur
Jack Nicklaus	Withdrew	73	73	$1,500	
Sam Snead	Withdrew	79	79	$1,500	
Doug Ford	Withdrew	85	85	$1,500	
Jerry Pate	Present but unable to play due to injury			$1,000	
TOTAL				**$519,699**	

1983 Cumulative Course Statistics

Hole	Yards	Par	Average	Rank*	Eagles	Birdies	Pars	Bogeys	Double Bogeys	Other
1	400	4	4.223	5	0	24	158	72	5	0
2	555	5	4.806	17	4	76	151	22	6	0
3	360	4	4.104	11	1	31	171	52	4	0
4	205	3	3.154	10	0	29	166	61	1	2
5	435	4	4.231	4	1	20	161	72	5	0
6	180	3	3.189	6	0	23	168	65	2	1
7	360	4	4.092	12	0	41	157	57	4	0
8	535	5	4.822	16	2	65	169	23	0	0
9	435	4	4.181	8	0	22	173	59	5	0
Out	**3,465**	**36**	**36.806**		**8**	**331**	**1,474**	**483**	**32**	**3**
10	485	4	4.326	2	0	14	157	80	8	1
11	455	4	4.353	1	0	16	157	71	13	3
12	155	3	3.188	7	0	33	165	49	8	5
13	465	5	4.934	15	7	69	129	47	7	1
14	405	4	4.073	13	0	43	156	60	1	0
15	500	5	4.773	18	11	82	135	22	7	3
16	170	3	3.157	9	0	19	191	42	6	2
17	400	4	4.053	14	0	37	175	46	1	1
18	405	4	4.238	3	0	20	165	68	7	0
In	**3,440**	**36**	**37.100**		**18**	**333**	**1,430**	**485**	**58**	**16**
Total	**6,905**	**72**	**73.906**		**26**	**664**	**2,904**	**968**	**90**	**19**

***Holes ranked from 1 (most difficult) to 18 (least difficult)**

Scoring Summary

	Below 70	Under Par	Par	Over Par	80 & Over	Course Average	Round Leader	Low Round	Seve Ballesteros
Round 1	10	28	13	41	2	72.829	Gil Morgan (67) Jack Renner (67) Raymond Floyd (67)	Gil Morgan (67) Jack Renner (67) Raymond Floyd (67)	T4
Round 2	6	17	9	53	6	74.152	Gil Morgan (137)	Fred Couples (68) Jodie Mudd (68)	2
Round 3	1	10	6	33	6	74.898	Craig Stadler (210) Raymond Floyd (210)	Craig Stadler (69)	3
Round 4	4	10	6	33	2	74.224	Seve Ballesteros (280)	Ben Crenshaw (68)	1
All Rounds	**21**	**65**	**34**	**160**	**16**	**73.888**			



1982 MASTERS TOURNAMENT
APRIL 8-11, 1982

Cut: 47 players at 10-over-par 154 from a starting field of 76
Weather: Play was suspended at 4:23 p.m., then called for the day at 5:30 p.m. due to rain. The first round was finished Friday morning, and the second round began at 11:30 a.m. using No. 1 and No. 10 tees with players grouped in threesomes.
Summary: Craig Stadler defeated Dan Pohl in the Tournament's first one-hole playoff. Stadler led by six strokes beginning the final nine holes, and finished at four-under-par 284 along with Pohl. Stadler sank his par putt at the first extra hole (No. 10), while Pohl missed from six feet.

PLAYER	POSITION	SCORES	TOTAL	PRIZE MONEY	STATUS
Craig Stadler	1	75 69 67 73	284	$64,000	Playoff
Gold Medal: Winner					
Bas-Relief Sterling Silver Replica of Masters Trophy: Winner					
Silver Box Engraved with Players' Names: Winner					
Crystal Vase: Day's Low Score (69), Round 2					
Dan Pohl	2	75 75 67 67	284	$39,000	Playoff
Silver Medal: Runner-up					
Sterling Silver Salver: Runner-up					
Crystal Vase: Day's Low Score (67), Round 4					
Pair of Crystal Goblets: Eagle, Round 3, Hole 13					
Pair of Crystal Goblets: Eagle, Round 3, Hole 14					
Seve Ballesteros (Spain)	T3	73 73 68 71	285	$21,000	
Pair of Crystal Goblets: Eagle, Round 3, Hole 15					
Jerry Pate	T3	74 73 67 71	285	$21,000	
Tom Kite	T5	76 69 73 69	287	$13,500	
Crystal Vase: Day's Low Score (69), Round 2					
Tom Watson	T5	77 69 70 71	287	$13,500	
Crystal Vase: Day's Low Score (69), Round 2					
Raymond Floyd	T7	74 72 69 74	289	$11,067	
Larry Nelson	T7	79 71 70 69	289	$11,067	
Pair of Crystal Goblets: Eagle, Round 4, Hole 2					
Curtis Strange	T7	74 70 73 72	289	$11,067	
Andy Bean	T10	75 72 73 70	290	$8,550	
Pair of Crystal Goblets: Eagle, Round 3, Hole 8					
Mark Hayes	T10	74 73 73 70	290	$8,550	
Tom Weiskopf	T10	75 72 68 75	290	$8,550	
Fuzzy Zoeller	T10	72 76 70 72	290	$8,550	
Pair of Crystal Goblets: Eagle, Round 4, Hole 15					
Bob Gilder	14	79 71 66 75	291	$6,700	
Crystal Vase: Day's Low Score (66), Round 3					
Pair of Crystal Goblets: Eagle, Round 4, Hole 15					
Yutaka Hagawa (Japan)	T15	75 74 71 72	292	$5,850	
Jack Nicklaus	T15	69 77 71 75	292	$5,850	
Crystal Vase: Day's Low Score (69), Round 1					
Gary Player (South Africa)	T15	74 73 71 74	292	$5,850	
Jim Simons	T15	77 74 69 72	292	$5,850	
David Graham (Australia)	19	73 77 70 73	293	$5,000	
Pair of Crystal Goblets: Eagle, Round 3, Hole 15					
Peter Jacobsen	T20	78 75 70 71	294	$4,300	
Bruce Lietzke	T20	76 75 69 74	294	$4,300	
Pair of Crystal Goblets: Eagle, Round 3, Hole 15					
Jodie Mudd	T20	77 74 67 76	294		Amateur
Silver Cup with Gold Medal: Low Amateur					
Jack Renner	T20	72 75 76 71	294	$4,300	

1982 Masters Tournament (Continued)

PLAYER	POSITION	SCORES	TOTAL	PRIZE MONEY	STATUS
Ben Crenshaw	T24	74 80 70 71	295	$3,075	
Danny Edwards	T24	75 74 74 72	295	$3,075	
Morris Hatalsky	T24	73 77 75 70	295	$3,075	
Wayne Levi	T24	77 76 72 70	295	$3,075	
Peter Oosterhuis (England)	T24	73 74 75 73	295	$3,075	
Pair of Crystal Goblets: Eagle, Round 4, Hole 13					
John Schroeder	T24	77 71 70 77	295	$3,075	
George Archer	T30	79 74 72 71	296	$2,475	
Calvin Peete	T30	77 72 73 74	296	$2,475	
Ron Streck	32	74 76 75 73	298	$2,300	
George Burns III	T33	75 79 71 74	299	$2,100	
Keith Fergus	T33	76 74 72 77	299	$2,100	
Lanny Wadkins	T33	75 78 72 74	299	$2,100	
Tommy Aaron	T36	78 72 77 73	300	$1,875	
Greg Norman (Australia)	T36	73 75 73 79	300	$1,875	
Juan Rodriguez	T38	78 75 73 75	301	$1,667	
Bill Rogers	T38	77 77 77 70	301	$1,667	
Lee Trevino	T38	75 78 75 73	301	$1,667	
James M. Holtgrieve	T41	74 76 72 80	302		Amateur
Silver Medal: Low Amateur Runner-up					
Willie Wood	T41	78 75 73 76	302		Amateur
Silver Medal: Low Amateur Runner-up					
Pair of Crystal Goblets: Eagle, Round 2, Hole 2					
Hubert Green	43	76 72 77 78	303	$1,500	
Jay Haas	44	76 74 76 78	304	$1,500	
Gay Brewer	45	73 80 72 80	305	$1,500	
Bob Goalby	46	81 72 78 77	308	$1,500	
Arnold Palmer	47	75 76 78 80	309	$1,500	
Isao Aoki (Japan)		75 80	155	$1,500	
Bernhard Langer (Germany)		77 78	155	$1,500	
R. Jay Sigel		80 75	155		Amateur
Charles Coody		75 81	156	$1,500	
John Cook		82 74	156	$1,500	
Dave Eichelberger		79 77	156	$1,500	
Pair of Crystal Goblets: Eagle, Round 2, Hole 13					
Ed Fiori		76 80	156	$1,500	
Lon Hinkle		81 75	156	$1,500	
John Mahaffey		76 80	156	$1,500	
Gil Morgan		78 78	156	$1,500	
Dave Barr (Canada)		75 82	157	$1,500	
Art Wall		75 82	157	$1,500	
Hale Irwin		80 78	158	$1,500	
Brian R. Lindley		80 78	158		Amateur
Andy North		86 72	158	$1,500	
Corey Pavin		79 79	158		Amateur
Billy Casper		85 74	159	$1,500	
Don Pooley		79 80	159	$1,500	
Robert C. Lewis Jr.		83 78	161		Amateur
Johnny Miller		81 80	161	$1,500	
Jim Thorpe		88 74	162	$1,500	
Nathaniel P. Crosby		85 78	163		Amateur
Philippe Ploujoux (France)		81 82	163		Amateur
Frank B. Fuhrer III		86 79	165		Amateur

1982 Masters Tournament (Continued)

PLAYER	POSITION	SCORES	TOTAL	PRIZE MONEY	STATUS
Doug Ford		86 83	169	$1,500	
Frank Conner		89 82	171	$1,500	
Sam Snead	Withdrew	82	82	$1,500	
Herman Keiser	Withdrew			$1,500	
J. C. Snead	Disqualified	78 75	153	$1,500	
TOTAL				**$368,652**	

1982 Cumulative Course Statistics

Hole	Yards	Par	Average	Rank*	Eagles	Birdies	Pars	Bogeys	Double Bogeys	Other
1	400	4	4.344	4	0	16	137	82	9	0
2	555	5	4.872	18	2	72	136	28	3	3
3	360	4	4.209	8	0	23	153	62	6	0
4	205	3	3.204	9	0	16	169	54	4	1
5	435	4	4.266	6	0	20	143	77	4	0
6	180	3	3.217	7	0	29	138	72	5	0
7	360	4	4.147	T11	0	38	138	62	6	0
8	535	5	4.975	15	1	44	163	32	4	0
9	435	4	4.147	T11	0	39	138	60	6	1
Out	**3,465**	**36**	**37.385**		**3**	**297**	**1,315**	**529**	**47**	**5**
10	485	4	4.407	1	0	15	129	88	7	4
11	455	4	4.358	2	0	17	147	59	16	4
12	155	3	3.185	10	0	38	142	49	10	4
13	465	5	4.938	T16	3	69	124	35	11	1
14	405	4	4.279	5	1	19	140	77	6	0
15	500	5	4.938	T16	5	63	131	31	12	1
16	170	3	3.119	13	0	33	164	34	9	3
17	400	4	4.098	14	0	39	147	51	6	0
18	405	4	4.353	3	0	17	137	77	10	2
In	**3,440**	**36**	**37.679**		**9**	**310**	**1,261**	**501**	**87**	**19**
Total	**6,905**	**72**	**75.064**		**12**	**607**	**2,576**	**1,030**	**134**	**24**

*Holes ranked from 1 (most difficult) to 18 (least difficult)

Scoring Summary

	Below 70	Under Par	Par	Over Par	80 & Over	Course Average	Round Leader	Low Round	Craig Stadler
Round 1	1	1	2	72	17	77.320	Jack Nicklaus (69)	Jack Nicklaus (69)	T18
Round 2	3	7	8	59	13	75.676	Craig Stadler (144) Curtis Strange (144)	Craig Stadler (69) Tom Watson (69) Tom Kite (69)	T1
Round 3	10	21	6	20	0	71.915	Craig Stadler (211)	Bob Gilder (66)	1
Round 4	3	15	5	27	3	73.447	Craig Stadler (284) Dan Pohl (284)	Dan Pohl (67)	T1
All Rounds	**17**	**44**	**21**	**178**	**33**	**75.025**			

1981 MASTERS TOURNAMENT
APRIL 9-12, 1981

Cut: 48 players at four-over-par 148 from a starting field of 82

Summary: In the first Masters played on bentgrass greens, Tom Watson won his second Masters title fending off challenges from runners-up Johnny Miller and Jack Nicklaus. It was the third and fourth time, respectively, that the two golfers had finished second.

PLAYER	POSITION	SCORES	TOTAL	PRIZE MONEY	STATUS
Tom Watson	1	71 68 70 71	280	$60,000	
Gold Medal: Winner					
Bas-Relief Sterling Silver Replica of Masters Trophy: Winner					
Silver Box Engraved with Players' Names: Winner					
Johnny Miller	T2	69 72 73 68	282	$30,500	
Silver Medal: Runner-up					
Sterling Silver Salver: Runner-up					
Crystal Vase: Day's Low Score (69), Round 1					
Crystal Vase: Day's Low Score (68), Round 4					
Jack Nicklaus	T2	70 65 75 72	282	$30,500	
Silver Medal: Runner-up					
Sterling Silver Salver: Runner-up					
Crystal Vase: Day's Low Score (65), Round 2					
Greg Norman (Australia)	4	69 70 72 72	283	$16,000	
Crystal Vase: Day's Low Score (69), Round 1					
Tom Kite	T5	74 72 70 68	284	$12,667	
Crystal Vase: Day's Low Score (68), Round 4					
Pair of Crystal Goblets: Eagle, Round 3, Hole 15					
Jerry Pate	T5	71 72 71 70	284	$12,667	
Pair of Crystal Goblets: Eagle, Round 1, Hole 13					
David Graham (Australia)	7	70 70 74 71	285	$11,167	
Ben Crenshaw	T8	71 72 70 73	286	$9,667	
Raymond Floyd	T8	75 71 71 69	286	$9,667	
Pair of Crystal Goblets: Eagle, Round 2, Hole 13					
Pair of Crystal Goblets: Eagle, Round 4, Hole 13					
John Mahaffey	T8	72 71 69 74	286	$9,667	
Crystal Vase: Day's Low Score (69), Round 3					
George Archer	T11	74 70 72 71	287	$7,333	
Pair of Crystal Goblets: Eagle, Round 2, Hole 15					
Pair of Crystal Goblets: Eagle, Round 4, Hole 13					
Hubert Green	T11	70 70 74 73	287	$7,333	
Pair of Crystal Goblets: Eagle, Round 1, Hole 13					
Peter Jacobsen	T11	71 70 72 74	287	$7,333	
Pair of Crystal Goblets: Eagle, Round 4, Hole 8					
Bruce Lietzke	T11	72 67 73 75	287	$7,333	
Gay Brewer	T15	75 68 71 74	288	$5,500	
Bob Gilder	T15	72 75 69 72	288	$5,500	
Crystal Vase: Day's Low Score (69), Round 3					
Pair of Crystal Goblets: Eagle, Round 3, Hole 15					
Gary Player (South Africa)	T15	73 73 71 71	288	$5,500	
Jim Simons	T15	70 75 71 72	288	$5,500	
Don Pooley	T19	71 75 72 71	289	$4,500	
Curtis Strange	T19	69 79 70 71	289	$4,500	
Crystal Vase: Day's Low Score (69), Round 1					
John Cook	T21	70 71 72 77	290	$3,600	
Gil Morgan	T21	74 73 70 73	290	$3,600	
Pair of Crystal Goblets: Eagle, Round 3, Hole 14					
Calvin Peete	T21	75 70 71 74	290	$3,600	

1981 Masters Tournament (Continued)

PLAYER	POSITION	SCORES	TOTAL	PRIZE MONEY	STATUS
Curtis Strange	T19	69 79 70 71	289	$4,500	
Crystal Vase: Day's Low Score (69), Round 1					
John Cook	T21	70 71 72 77	290	$3,600	
Gil Morgan	T21	74 73 70 73	290	$3,600	
Pair of Crystal Goblets: Eagle, Round 3, Hole 14					
Calvin Peete	T21	75 70 71 74	290	$3,600	
Lanny Wadkins	T21	72 71 71 76	290	$3,600	
Jim Colbert	T25	73 68 74 76	291	$2,700	
Hale Irwin	T25	73 74 70 74	291	$2,700	
Wayne Levi	T25	72 71 73 75	291	$2,700	
Gibby Gilbert	T28	71 71 76 74	292	$2,350	
Lon Hinkle	T28	69 70 74 79	292	$2,350	
Crystal Vase: Day's Low Score (69), Round 1					
Sandy Lyle (Scotland)	T28	73 70 76 73	292	$2,350	
Bruce Devlin (Australia)	T31	74 72 72 75	293	$2,013	
Jay Haas	T31	75 71 72 75	293	$2,013	
Jack Renner	T31	73 72 73 75	293	$2,013	
Dave Stockton	T31	72 72 70 79	293	$2,013	
Pair of Crystal Goblets: Eagle, Round 3, Hole 13					
R. Jay Sigel	T35	72 75 75 72	294		Amateur
Silver Cup with Gold Medal: Low Amateur					
Pair of Crystal Goblets: Eagle, Round 2, Hole 13					
Mike Sullivan	T35	72 74 74 74	294	$1,800	
Pair of Crystal Goblets: Eagle, Round 3, Hole 15					
Keith Fergus	T37	76 72 75 72	295	$1,617	
Pair of Crystal Goblets: Eagle, Round 1, Hole 15					
Pair of Crystal Goblets: Eagle, Round 3, Hole 15					
Scott Hoch	T37	73 70 75 77	295	$1,617	
Bill Rogers	T37	76 72 75 72	295	$1,617	
Charles Coody	T40	74 71 75 76	296	$1,500	
Robert C. Lewis Jr.	T40	77 70 73 76	296		Amateur
Silver Medal: Low Amateur Runner-up					
Pair of Crystal Goblets: Eagle, Round 3, Hole 15					
Howard Twitty	T40	75 72 74 75	296	$1,500	
Craig Stadler	T43	76 71 73 77	297	$1,500	
Pair of Crystal Goblets: Eagle, Round 3, Hole 2					
Fuzzy Zoeller	T43	77 70 78 72	297	$1,500	
Isao Aoki (Japan)	T45	70 76 77 77	300	$1,500	
Norio Suzuki (Japan)	T45	74 74 75 77	300	$1,500	
Pair of Crystal Goblets: Eagle, Round 3, Hole 13					
James M. Holtgrieve	47	70 77 79 75	301		Amateur
Tommy Aaron	48	77 71 76 79	303	$1,500	
Andy Bean		75 74	149	$1,500	
Ed Fiori		72 77	149	$1,500	
Dan Halldorson (Canada)		76 73	149	$1,500	
Mark Pfeil		74 75	149	$1,500	
Scott Simpson		77 72	149	$1,500	
Bobby Wadkins		73 76	149	$1,500	
Lee Elder		77 73	150	$1,500	
J. C. Snead		72 78	150	$1,500	
Mark Hayes		76 75	151	$1,500	
Pat McGowan		73 78	151	$1,500	
Larry Nelson		78 73	151	$1,500	
Mike Reid		76 75	151	$1,500	
Bob Tway		75 76	151		Amateur
Jack Newton (Australia)		79 73	152	$1,500	
Joe Inman		74 79	153	$1,500	

1981 Masters Tournament (Continued)

PLAYER	POSITION	SCORES	TOTAL	PRIZE MONEY	STATUS
Mike Morley		76 77	153	$1,500	
Arnold Palmer		75 78	153	$1,500	
Ed Sneed		81 72	153	$1,500	
Doug Tewell		79 74	153	$1,500	
Bobby Walzel		75 78	153	$1,500	
Seve Ballesteros (Spain)		78 76	154	$1,500	
Billy Casper		76 78	154	$1,500	
Joe Hager		81 73	154	$1,500	
Lee Trevino		77 77	154	$1,500	
Doug Ford		79 76	155	$1,500	
Bob Goalby		80 75	155	$1,500	
Andy North		82 73	155	$1,500	
Sam Snead		77 78	155	$1,500	
Hal Sutton		80 75	155		Amateur
Art Wall		76 79	155	$1,500	
Billy Kratzert		83 75	158	$1,500	
Phil Hancock		82 77	159	$1,500	
Duncan Evans (Wales)		81 79	160		Amateur
Richard L. Von Tacky Jr.		76 85	161		Amateur
TOTAL				$362,587	

1981 Cumulative Course Statistics

Hole	Yards	Par	Average	Rank*	Eagles	Birdies	Pars	Bogeys	Double Bogeys	Other
1	400	4	4.173	7	0	26	168	62	3	1
2	555	5	4.857	17	1	77	149	26	5	2
3	360	4	4.050	12	0	39	172	46	3	0
4	205	3	3.350	1	0	10	156	87	7	0
5	435	4	4.161	8	0	20	180	58	2	0
6	180	3	3.042	13	0	30	189	41	0	0
7	360	4	4.061	11	0	40	169	48	2	1
8	535	5	4.861	16	1	68	162	25	3	1
9	435	4	4.184	6	0	22	176	56	4	2
Out	**3,465**	**36**	**36.742**		**2**	**332**	**1,521**	**449**	**29**	**7**
10	485	4	4.276	T3	0	25	149	77	7	2
11	455	4	4.307	2	0	18	164	61	14	3
12	155	3	3.219	5	0	22	173	55	7	3
13	465	5	4.738	18	8	97	118	29	8	0
14	405	4	4.088	10	1	33	170	54	2	0
15	500	5	4.907	15	7	69	139	32	12	1
16	170	3	3.142	9	0	28	174	52	5	1
17	400	4	3.988	14	0	47	173	37	2	1
18	405	4	4.276	T3	0	19	158	76	6	1
In	**3,440**	**36**	**36.946**		**16**	**358**	**1,418**	**473**	**63**	**12**
Total	**6,905**	**72**	**73.688**		**18**	**690**	**2,939**	**922**	**92**	**19**

*Holes ranked from 1 (most difficult) to 18 (least difficult)

Scoring Summary

	Below 70	Under Par	Par	Over Par	80 & Over	Course Average	Round Leader	Low Round	Tom Watson
Round 1	4	17	10	55	8	74.451	Curtis Strange (69) Greg Norman (69) Johnny Miller (69) Lon Hinkle (69)	Curtis Strange (69) Greg Norman (69) Johnny Miller (69) Lon Hinkle (69)	T12
Round 2	5	26	12	44	1	73.390	Jack Nicklaus (135)	Jack Nicklaus (65)	T2
Round 3	2	16	7	25	0	72.875	Tom Watson (209)	Bob Gilder (69) John Mahaffey (69)	1
Round 4	3	10	8	30	0	73.708	Tom Watson (280)	Johnny Miller (68) Tom Kite (68)	1
All Rounds	**14**	**69**	**37**	**154**	**9**	**73.688**			

1980 MASTERS TOURNAMENT
APRIL 10-13, 1980

Cut: 52 players at two-over-par 146 from a starting field of 91

Summary: Seve Ballesteros became the Tournament's then youngest champion (23) recording a four-stroke victory over Gibby Gilbert and Jack Newton. Ballesteros led or was tied for the lead each round.

PLAYER	POSITION	SCORES	TOTAL	PRIZE MONEY	STATUS
Seve Ballesteros (Spain)	1	66 69 68 72	275	$55,000	
Gold Medal: Winner					
Bas-Relief Sterling Silver Replica of Masters Trophy: Winner					
Silver Box Engraved with Players' Names: Winner					
Crystal Vase: Day's Low Score (66), Round 1					
Crystal Vase: Day's Low Score (68), Round 3					
Pair of Crystal Goblets: Eagle, Round 3, Hole 8					
Gibby Gilbert	T2	70 74 68 67	279	$30,500	
Silver Medal: Runner-up					
Sterling Silver Salver: Runner-up					
Crystal Vase: Day's Low Score (68), Round 3					
Crystal Vase: Day's Low Score (67), Round 4					
Jack Newton (Australia)	T2	68 74 69 68	279	$30,500	
Silver Medal: Runner-up					
Sterling Silver Salver: Runner-up					
Pair of Crystal Goblets: Eagle, Round 1, Hole 13					
Hubert Green	4	68 74 71 67	280	$15,750	
Crystal Vase: Day's Low Score (67), Round 4					
Pair of Crystal Goblets: Eagle, Round 4, Hole 15					
David Graham (Australia)	5	66 73 72 70	281	$13,200	
Crystal Vase: Day's Low Score (66), Round 1					
Ben Crenshaw	T6	76 70 68 69	283	$9,958	
Crystal Vase: Day's Low Score (68), Round 3					
Ed Fiori	T6	71 70 69 73	283	$9,958	
Pair of Crystal Goblets: Eagle, Round 3, Hole 8					
Tom Kite	T6	69 71 74 69	283	$9,958	
Larry Nelson	T6	69 72 73 69	283	$9,958	
Pair of Crystal Goblets: Eagle, Round 3, Hole 15					
Jerry Pate	T6	72 68 76 67	283	$9,958	
Crystal Vase: Day's Low Score (67), Round 4					
Pair of Crystal Goblets: Eagle, Round 1, Hole 2					
Pair of Crystal Goblets: Eagle, Round 4, Hole 13					
Gary Player (South Africa)	T6	71 71 71 70	283	$9,958	
Andy Bean	T12	74 72 68 70	284	$7,250	
Crystal Vase: Day's Low Score (68), Round 3					
Pair of Crystal Goblets: Eagle, Round 4, Hole 15					
Tom Watson	T12	73 69 71 71	284	$7,250	
Jim Colbert	T14	72 70 70 73	285	$5,917	
Pair of Crystal Goblets: Eagle, Round 3, Hole 13					
Jack Renner	T14	72 70 72 71	285	$5,917	
J. C. Snead	T14	73 69 69 74	285	$5,917	
Pair of Crystal Goblets: Eagle, Round 2, Hole 15					
Raymond Floyd	T17	75 70 74 67	286	$5,075	
Crystal Vase: Day's Low Score (67), Round 4					
Pair of Crystal Goblets: Eagle, Round 3, Hole 15					
Jay Haas	T17	72 74 70 70	286	$5,075	
Billy Kratzert	T19	73 69 72 73	287	$3,990	
Gil Morgan	T19	74 71 75 67	287	$3,990	
Crystal Vase: Day's Low Score (67), Round 4					
Pair of Crystal Goblets: Eagle, Round 3, Hole 13					

1980 Masters Tournament (Continued)

PLAYER	POSITION	SCORES	TOTAL	PRIZE MONEY	STATUS
Calvin Peete	T19	73 71 76 67	287	$3,990	
Crystal Vase: Day's Low Score (67), Round 4					
Jim Simons	T19	70 70 72 75	287	$3,990	
Fuzzy Zoeller	T19	72 70 70 75	287	$3,990	
Andy North	T24	70 72 69 77	288	$3,025	
Arnold Palmer	T24	73 73 73 69	288	$3,025	
Pair of Crystal Goblets: Eagle, Round 3, Hole 8					
Keith Fergus	T26	72 71 72 74	289	$2,430	
Lou Graham	T26	71 74 71 73	289	$2,430	
R. Jay Sigel	T26	71 71 73 74	289		Amateur
Silver Cup with Gold Medal: Low Amateur					
Craig Stadler	T26	74 70 72 73	289	$2,430	
Pair of Crystal Goblets: Eagle, Round 2, Hole 13					
Dave Stockton	T26	74 70 76 69	289	$2,430	
Pair of Crystal Goblets: Eagle, Round 4, Hole 15					
Lee Trevino	T26	74 71 70 74	289	$2,430	
Tom Purtzer	32	72 71 74 73	290	$2,150	
John A. Fought III	T33	74 72 74 71	291	$1,860	
Pair of Crystal Goblets: Eagle, Round 3, Hole 15					
Pair of Crystal Goblets: Eagle, Round 4, Hole 15					
Joe Inman	T33	74 70 75 72	291	$1,860	
Graham Marsh (Australia)	T33	71 72 72 76	291	$1,860	
Jack Nicklaus	T33	74 71 73 73	291	$1,860	
Bill Rogers	T33	73 71 76 71	291	$1,860	
Rex Caldwell	T38	73 66 73 80	292	$1,525	
Crystal Vase: Day's Low Score (66), Round 2					
Charles Coody	T38	72 73 71 76	292	$1,525	
Johnny Miller	T38	74 72 71 75	292	$1,525	
Jeff Mitchell	T38	66 75 75 76	292	$1,525	
Crystal Vase: Day's Low Score (66), Round 1					
Doug Tewell	T38	71 69 79 73	292	$1,525	
Howard Twitty	T38	72 72 77 71	292	$1,525	
James M. Holtgrieve	T44	74 72 77 70	293		Amateur
Silver Medal: Low Amateur Runner-up					
Pair of Crystal Goblets: Eagle, Round 2, Hole 15					
John Mahaffey	T44	75 70 73 75	293	$1,500	
Juan Rodriguez	T44	74 72 71 76	293	$1,500	
Ed Sneed	T44	70 70 79 74	293	$1,500	
Sandy Lyle (Scotland)	48	76 70 70 78	294	$1,500	
Gene Littler	49	72 72 77 75	296	$1,500	
Bobby Clampett	50	72 71 79 75	297		Amateur
Pair of Crystal Goblets: Eagle, Round 1, Hole 15					
Art Wall	51	73 73 77 77	300	$1,500	
Hal Sutton	52	73 73 82 73	301		Amateur
Pair of Crystal Goblets: Eagle, Round 2, Hole 2					
George Archer		77 70	147	$1,500	
George Burns III		77 70	147	$1,500	
Dave Eichelberger		75 72	147	$1,500	
Bob Gilder		76 71	147	$1,500	
Pair of Crystal Goblets: Eagle, Round 2, Hole 13					
Hale Irwin		74 73	147	$1,500	
Don January		75 72	147	$1,500	
Wayne Levi		76 71	147	$1,500	
Pair of Crystal Goblets: Eagle, Round 2, Hole 13					
Joseph E. Rassett		73 74	147		Amateur
Curtis Strange		77 70	147	$1,500	
Pair of Crystal Goblets: Eagle, Round 2, Hole 9					

1980 Masters Tournament (Continued)

PLAYER	POSITION	SCORES	TOTAL	PRIZE MONEY	STATUS
Miller Barber		76 72	148	$1,500	
Mark James (England)		74 74	148	$1,500	
Ron Streck		75 73	148	$1,500	
Pair of Crystal Goblets: Eagle, Round 1, Hole 13					
Leonard Thompson		75 73	148	$1,500	
Cecil W. Ingram III		74 75	149		Amateur
Artie McNickle		70 79	149	$1,500	
Tommy Aaron		76 74	150	$1,500	
Mark Hayes		74 76	150	$1,500	
Bruce Lietzke		81 69	150	$1,500	
Lanny Wadkins		76 75	151	$1,500	
D. A. Weibring		77 74	151	$1,500	
Doug Ford		77 75	152	$1,500	
Al Geiberger		77 75	152	$1,500	
Michael S. Gove		78 74	152		Amateur
Jerry McGee		82 70	152	$1,500	
Tohru Nakamura (Japan)		81 71	152	$1,500	
Gay Brewer		82 71	153	$1,500	
Lee Elder		76 77	153	$1,500	
Bob Goalby		75 78	153	$1,500	
Isao Aoki (Japan)		77 77	154	$1,500	
Billy Casper		77 77	154	$1,500	
Sam Snead		77 77	154	$1,500	
Douglas H. Fischesser		78 77	155		Amateur
Peter McEvoy (England)		79 76	155		Amateur
Pair of Crystal Goblets: Eagle, Round 2, Hole 13					
William G. Moody III		79 76	155		Amateur
Martin West III		82 78	160		Amateur
Mark O'Meara		80 81	161		Amateur
Tom Weiskopf		85 79	164	$1,500	
Douglas B. Clarke		89 85	174		Amateur
Lon Hinkle	Withdrew	78	78	$1,500	
TOTAL				**$359,849**	

1980 Cumulative Course Statistics

Hole	Yards	Par	Average	Rank*	Eagles	Birdies	Pars	Bogeys	Double Bogeys	Other
1	400	4	4.171	8	0	27	186	68	4	0
2	555	5	4.824	16	2	100	141	34	5	3
3	360	4	4.989	14	0	56	182	44	1	2
4	205	3	3.186	5	0	17	201	64	3	0
5	435	4	4.182	6	0	29	182	69	3	2
6	180	3	3.038	T11	0	39	199	44	3	0
7	360	4	4.140	9	0	36	180	62	7	0
8	535	5	4.831	15	3	73	179	29	1	0
9	435	4	4.175	7	1	24	192	60	8	0
Out	**3,465**	**36**	**36.540**		**6**	**401**	**1,642**	**474**	**35**	**7**
10	485	4	4.221	2	0	28	175	74	7	1
11	455	4	4.203	3	0	28	191	52	10	4
12	155	3	3.368	1	0	26	174	60	16	9
13	465	5	4.764	17	9	107	121	39	8	1
14	405	4	4.063	10	0	35	198	51	1	0
15	500	5	4.729	18	10	101	140	26	6	2
16	170	3	3.038	T11	0	31	216	36	1	1
17	400	4	3.992	13	0	41	206	37	1	0
18	405	4	4.189	4	0	27	185	65	8	0
In	**3,440**	**36**	**36.572**		**19**	**424**	**1,606**	**440**	**58**	**18**
Total	**6,905**	**72**	**73.112**		**25**	**825**	**3,248**	**914**	**93**	**25**

*Holes ranked from 1 (most difficult) to 18 (least difficult)

Scoring Summary

	Below 70	Under Par	Par	Over Par	80 & Over	Course Average	Round Leader	Low Round	Seve Ballesteros
Round 1	7	18	11	62	8	74.286	David Graham (66) Jeff Mitchell (66) Seve Ballesteros (66)	David Graham (66) Jeff Mitchell (66) Seve Ballesteros (66)	T1
Round 2	8	40	13	37	2	72.567	Seve Ballesteros (135)	Rex Caldwell (66)	1
Round 3	8	20	7	25	1	72.865	Seve Ballesteros (203)	Andy Bean (68) Ben Crenshaw (68) Gibby Gilbert (68) Seve Ballesteros (68)	1
Round 4	12	22	2	28	1	72.250	Seve Ballesteros (275)	Calvin Peete (67) Gibby Gilbert (67) Gil Morgan (67) Hubert Green (67) Jerry Pate (67) Raymond Floyd (67)	1
All Rounds	**35**	**100**	**33**	**152**	**12**	**73.112**			

1979 MASTERS TOURNAMENT
APRIL 12-15, 1979

Cut: 45 players at one-over-par 145 from a starting field of 72
Weather: Second round play was suspended, due to adverse weather conditions, at 1:45 p.m. and resumed at 3:45 p.m. All play was suspended at 6:30 p.m. and the second round was completed Saturday morning.
Summary: Fuzzy Zoeller birdied the second playoff hole (No. 11) and became the Tournament's first sudden-death champion. Ed Sneed, who joined Zoeller and Tom Watson in the playoff, led by five strokes starting Sunday's play, but bogeyed the final three holes. All three golfers parred No. 10, the first hole of the playoff. Zoeller became the first golfer in his inaugural appearance to win the Masters since Gene Sarazen in 1935.

PLAYER	POSITION	SCORES	TOTAL	PRIZE MONEY	STATUS
Fuzzy Zoeller	1	70 71 69 70	280	$50,000	Playoff
Gold Medal: Winner					
Bas-Relief Sterling Silver Replica of Masters Trophy: Winner					
Silver Box Engraved with Players' Names: Winner					
Pair of Crystal Goblets: Eagle, Round 1, Hole 8					
Ed Sneed	T2	68 67 69 76	280	$30,000	Playoff
Silver Medal: Runner-up					
Sterling Silver Salver: Runner-up					
Tom Watson	T2	68 71 70 71	280	$30,000	Playoff
Silver Medal: Runner-up					
Sterling Silver Salver: Runner-up					
Jack Nicklaus	4	69 71 72 69	281	$15,000	
Crystal Vase: Day's Low Score (69), Round 4					
Tom Kite	5	71 72 68 72	283	$13,000	
Crystal Vase: Day's Low Score (68), Round 3					
Bruce Lietzke	6	67 75 68 74	284	$11,500	
Crystal Vase: Day's Low Score (67), Round 1					
Crystal Vase: Day's Low Score (68), Round 3					
Craig Stadler	T7	69 66 74 76	285	$9,000	
Pair of Crystal Goblets: Eagle, Round 4, Hole 13					
Leonard Thompson	T7	68 70 73 74	285	$9,000	
Lanny Wadkins	T7	73 69 70 73	285	$9,000	
Hubert Green	T10	74 69 72 71	286	$6,500	
Gene Littler	T10	74 71 69 72	286	$6,500	
Seve Ballesteros (Spain)	T12	72 68 73 74	287	$3,740	
Pair of Crystal Goblets: Eagle, Round 2, Hole 8					
Miller Barber	T12	75 64 72 76	287	$3,740	
Crystal Vase: Day's Low Score (64), Round 2					
Pair of Crystal Goblets: Eagle, Round 2, Hole 15					
Jack Newton (Australia)	T12	70 72 69 76	287	$3,740	
Andy North	T12	72 72 74 69	287	$3,740	
Crystal Vase: Day's Low Score (69), Round 4					
Lee Trevino	T12	73 71 70 73	287	$3,740	
Pair of Crystal Goblets: Eagle, Round 3, Hole 2					
Lee Elder	T17	73 70 74 71	288	$2,700	
Raymond Floyd	T17	70 68 73 77	288	$2,700	
Billy Kratzert	T17	73 68 71 76	288	$2,700	
Pair of Crystal Goblets: Eagle, Round 4, Hole 13					
Artie McNickle	T17	71 72 74 71	288	$2,700	
Gary Player (South Africa)	T17	71 72 74 71	288	$2,700	
J. C. Snead	22	73 71 72 73	289	$2,400	

1979 Masters Tournament (Continued)

PLAYER	POSITION	SCORES	TOTAL	PRIZE MONEY	STATUS
Bobby Clampett	T23	73 71 73 73	290		Amateur
Silver Cup with Gold Medal: Low Amateur					
Lou Graham	T23	69 71 76 74	290	$2,225	
Joe Inman	T23	68 71 76 75	290	$2,225	
Hale Irwin	T23	72 70 74 74	290	$2,225	
Jim Simons	T23	72 70 75 73	290	$2,225	
Tommy Aaron	T28	72 73 76 70	291	$2,000	
Andy Bean	T28	69 74 74 74	291	$2,000	
Pair of Crystal Goblets: Eagle, Round 1, Hole 8					
Graham Marsh (Australia)	T28	71 72 73 75	291	$2,000	
Gil Morgan	T31	72 69 71 80	292	$1,975	
Larry Nelson	T31	70 75 70 77	292	$1,975	
Victor Regalado (Mexico)	T31	71 74 75 72	292	$1,975	
Isao Aoki (Japan)	T34	71 72 72 78	293	$1,950	
Bob Byman	T34	71 71 75 76	293	$1,950	
Charles Coody	T34	71 72 74 76	293	$1,950	
Scott Hoch	T34	72 73 74 74	293		Amateur
Silver Medal: Low Amateur Runner-up					
Peter Oosterhuis (England)	T34	73 72 73 75	293	$1,950	
John Cook	39	72 72 75 76	295		Amateur
Pair of Crystal Goblets: Eagle, Round 2, Hole 13					
Nick Faldo (England)	40	73 71 79 73	296	$1,875	
Jerry Pate	T41	72 70 75 80	297	$1,850	
Tom Weiskopf	T41	73 72 71 81	297	$1,850	
Billy Casper	43	69 75 80 75	299	$1,800	
Rod Funseth	44	70 73 78 79	300	$1,775	
Lindy Miller	45	73 67 75 86	301	$1,750	
Barry Jaeckel		75 71	146	$1,500	
Don January		73 73	146	$1,500	
Jerry McGee		77 69	146	$1,500	
Arnold Palmer		74 72	146	$1,500	
Wally Armstrong		73 74	147	$1,500	
R. Jay Sigel		72 75	147		Amateur
Jerry Heard		75 73	148	$1,500	
Pair of Crystal Goblets: Eagle, Round 2, Hole 13					
Johnny Miller		77 71	148	$1,500	
Sam Snead		74 74	148	$1,500	
Dave Hill		75 74	149	$1,500	
Lon Hinkle		77 72	149	$1,500	
Simon Owen (New Zealand)		74 75	149	$1,500	
Dave Stockton		74 75	149	$1,500	
Art Wall		74 75	149	$1,500	
Gay Brewer		75 75	150	$1,500	
Mike McCullough		73 77	150	$1,500	
Mac McLendon		74 77	151	$1,500	
Pair of Crystal Goblets: Eagle, Round 1, Hole 13					
Masashi Ozaki (Japan)		76 75	151	$1,500	
Ben Crenshaw		73 80	153	$1,500	
Mark McCumber		75 78	153	$1,500	
Michael H. Peck		78 75	153		Amateur
Ron Streck		78 76	154	$1,500	
Peter McEvoy (England)		79 79	158		Amateur
Pair of Crystal Goblets: Eagle, Round 1, Hole 8					

1979 Masters Tournament (Continued)

PLAYER	POSITION	SCORES	TOTAL	PRIZE MONEY	STATUS
Bob Goalby		79 81	160	$1,500	
Bob Shearer (Australia)	Withdrew	73	73	$1,500	
Doug Ford	Withdrew	77	77	$1,500	
David Graham (Australia)	Withdrew	79	79	$1,500	
TOTAL				$299,625	

1979 Cumulative Course Statistics

Hole	Yards	Par	Average	Rank*	Eagles	Birdies	Pars	Bogeys	Double Bogeys	Other
1	400	4	4.147	9	0	20	162	44	5	0
2	565	5	4.792	15	1	77	127	22	3	1
3	360	4	4.021	14	0	39	150	40	2	0
4	220	3	3.242	T3	0	12	153	64	2	0
5	450	4	4.181	T5	0	21	151	55	4	0
6	190	3	3.034	13	0	28	168	34	1	0
7	365	4	4.151	T7	0	22	153	55	1	0
8	530	5	4.666	T17	4	85	126	16	0	0
9	440	4	4.181	T5	0	20	152	56	3	0
Out	**3,520**	**36**	**36.419**		**5**	**324**	**1,342**	**386**	**21**	**1**
10	485	4	4.251	2	0	21	143	58	7	2
11	445	4	4.264	1	0	12	157	52	9	1
12	155	3	3.242	T3	0	26	144	44	14	3
13	485	5	4.666	T17	5	106	89	25	5	1
14	420	4	4.099	10	0	18	174	37	2	0
15	520	5	4.748	16	1	85	120	21	4	0
16	190	3	3.038	12	0	26	174	27	4	0
17	400	4	4.090	11	0	30	152	47	2	0
18	420	4	4.151	T7	0	22	159	43	7	0
In	**3,520**	**36**	**36.554**		**6**	**346**	**1,312**	**354**	**54**	**7**
Total	**7,040**	**72**	**72.974**		**11**	**670**	**2,654**	**740**	**75**	**8**

*Holes ranked from 1 (most difficult) to 18 (least difficult)

Scoring Summary

	Below 70	Under Par	Par	Over Par	80 & Over	Course Average	Round Leader	Low Round	Fuzzy Zoeller
Round 1	10	23	10	39	0	72.722	Bruce Lietzke (67)	Bruce Lietzke (67)	T1
Round 2	11	29	13	27	2	72.261	Craig Stadler (135)	Miller Barber (64) Ed Sneed (135)	T12
Round 3	6	13	5	27	1	72.978	Ed Sneed (204)	Bruce Lietzke (68) Tom Kite (68)	T4
Round 4	2	9	3	33	4	74.467	Ed Sneed (280) Fuzzy Zoeller (280) Tom Watson (280)	Andy North (69)	T1
All Rounds	**29**	**74**	**31**	**126**	**7**	**72.974**			



1978 MASTERS TOURNAMENT
APRIL 6-9, 1978

Cut: 53 players at five-over-par 149 from a starting field of 78

Summary: Utilizing a final-round 64, including seven birdies on the final 10 holes, Gary Player rallied from seven strokes back the last day to win his third Masters title. Player defeated Rod Funseth, Hubert Green and defending champion Tom Watson by one stroke.

PLAYER	POSITION	SCORES	TOTAL	PRIZE MONEY	STATUS
Gary Player (South Africa)	1	72 72 69 64	277	$45,000	
Gold Medal: Winner					
Bas-Relief Sterling Silver Replica of Masters Trophy: Winner					
Silver Box Engraved with Players' Names: Winner					
Crystal Vase: Day's Low Score (64), Round 4					
Rod Funseth	T2	73 66 70 69	278	$21,667	
Silver Medal: Runner-up					
Sterling Silver Salver: Runner-up					
Crystal Vase: Day's Low Score (66), Round 2					
Hubert Green	T2	72 69 65 72	278	$21,667	
Silver Medal: Runner-up					
Sterling Silver Salver: Runner-up					
Crystal Vase: Day's Low Score (65), Round 3					
Tom Watson	T2	73 68 68 69	278	$21,667	
Silver Medal: Runner-up					
Sterling Silver Salver: Runner-up					
Pair of Crystal Goblets: Eagle, Round 4, Hole 13					
Wally Armstrong	T5	72 70 70 68	280	$11,750	
Billy Kratzert	T5	70 74 67 69	280	$11,750	
Jack Nicklaus	7	72 73 69 67	281	$10,000	
Hale Irwin	8	73 67 71 71	282	$8,500	
David Graham (Australia)	T9	75 69 67 72	283	$6,750	
Pair of Crystal Goblets: Eagle, Round 3, Hole 13					
Joe Inman	T9	69 73 72 69	283	$6,750	
Don January	T11	72 70 72 70	284	$4,417	
Pair of Crystal Goblets: Eagle, Round 3, Hole 13					
Jerry McGee	T11	71 73 71 69	284	$4,417	
Tom Weiskopf	T11	72 71 70 71	284	$4,417	
Peter Oosterhuis (England)	T14	74 70 70 71	285	$3,300	
Lee Trevino	T14	70 69 72 74	285	$3,300	
Raymond Floyd	T16	76 71 71 68	286	$2,950	
Pair of Crystal Goblets: Eagle, Round 1, Hole 8					
Pair of Crystal Goblets: Eagle, Round 2, Hole 15					
Lindy Miller	T16	74 71 70 71	286		Amateur
Silver Cup with Gold Medal: Low Amateur					
Seve Ballesteros (Spain)	T18	74 71 68 74	287	$2,550	
Tom Kite	T18	71 74 71 71	287	$2,550	
Gil Morgan	T18	73 73 70 71	287	$2,550	
Jerry Pate	T18	72 71 72 72	287	$2,550	
Ed Sneed	T18	74 70 70 73	287	$2,550	
Lanny Wadkins	T18	74 70 73 70	287	$2,550	
Miller Barber	T24	75 67 73 73	288	$2,200	
Andy Bean	T24	76 68 73 71	288	$2,200	
Gene Littler	T24	72 68 70 78	288	$2,200	
Leonard Thompson	T24	72 69 75 72	288	$2,200	
Pair of Crystal Goblets: Eagle, Round 2, Hole 13					

1978 Masters Tournament (Continued)

PLAYER	POSITION	SCORES	TOTAL	PRIZE MONEY	STATUS
Bobby Cole (South Africa)	28	77 70 70 72	289	$2,000	
Pair of Crystal Goblets: Eagle, Round 2, Hole 2					
Pair of Crystal Goblets: Eagle, Round 3, Hole 13					
Gay Brewer	T29	73 71 69 77	290	$1,975	
Mac McLendon	T29	72 72 72 74	290	$1,975	
Bill Rogers	T29	76 70 68 76	290	$1,975	
Jim Colbert	T32	74 73 75 69	291	$1,950	
Terry Diehl	T32	74 72 74 71	291	$1,950	
Johnny Miller	T32	77 72 72 70	291	$1,950	
Andy North	T32	73 76 72 70	291	$1,950	
Tommy Aaron	36	73 74 71 74	292	$1,925	
Ben Crenshaw	T37	75 70 74 74	293	$1,900	
Pair of Crystal Goblets: Eagle, Round 2, Hole 15					
Mike Hill	T37	73 75 74 71	293	$1,900	
Arnold Palmer	T37	73 69 74 77	293	$1,900	
Pair of Crystal Goblets: Eagle, Round 2, Hole 15					
Tom Purtzer	T37	78 69 74 72	293	$1,900	
Lyn Lott	41	72 76 71 75	294	$1,875	
Lee Elder	T42	73 75 74 73	295	$1,850	
Al Geiberger	T42	75 73 75 72	295	$1,850	
John Schlee	T42	68 75 77 75	295	$1,850	
Crystal Vase: Day's Low Score (68), Round 1					
C. Vance Heafner	T45	73 74 74 75	296		Amateur
Silver Medal: Low Amateur Runner-up					
Dave Hill	T45	72 76 74 74	296	$1,825	
Jay Haas	T47	74 73 74 76	297	$1,800	
Gary Hallberg	T47	73 73 78 73	297		Amateur
Richard L. Siderowf	49	77 72 78 71	298		Amateur
Bob Wynn	50	74 70 78 77	299	$1,750	
Pair of Crystal Goblets: Eagle, Round 3, Hole 13					
Steve Melnyk	51	71 78 75 76	300	$1,725	
Bob Goalby	52	73 75 78 75	301	$1,700	
Peter McEvoy (England)	53	73 75 77 77	302		Amateur
Charles Coody		75 75	150	$1,500	
Dave Eichelberger		79 71	150	$1,500	
Lou Graham		75 75	150	$1,500	
Masashi Ozaki (Japan)		76 74	150	$1,500	
Manuel Pinero (Spain)		78 72	150	$1,500	
Billy Casper		76 75	151	$1,500	
Mike Morley		78 73	151	$1,500	
Pair of Crystal Goblets: Eagle, Round 2, Hole 2					
Dave Stockton		76 75	151	$1,500	
Isao Aoki (Japan)		79 73	152	$1,500	
Art Wall		74 78	152	$1,500	
Gary Jacobson		79 74	153	$1,500	
R. Jay Sigel		76 77	153		Amateur
Doug Ford		78 76	154	$1,500	
Sam Snead		79 75	154	$1,500	
Antonio Garrido (Spain)		77 78	155	$1,500	
Ralph L. Landrum		79 77	156		Amateur
Rik Massengale		81 75	156	$1,500	
Jim Simons		79 77	156	$1,500	
Danny Edwards		79 79	158	$1,500	
Tsuneyuki Nakajima (Japan)		80 80	160	$1,500	
Pair of Crystal Goblets: Eagle, Round 1, Hole 8					

1978 Masters Tournament (Continued)

PLAYER	POSITION	SCORES	TOTAL	PRIZE MONEY	STATUS
Michael A. Brannan		80 82	162		Amateur
Douglas H. Fischesser		81 84	165		Amateur
Fred S. Ridley		84 81	165		Amateur
George Archer	Withdrew	81	81	$1,500	
Mike McCullough	Withdrew	82	82	$1,500	
TOTAL				**$283,877**	

1978 Cumulative Course Statistics

Hole	Yards	Par	Average	Rank*	Eagles	Birdies	Pars	Bogeys	Double Bogeys	Other
1	400	4	4.150	8	0	19	185	54	2	0
2	565	5	4.734	16	2	89	148	18	3	0
3	360	4	4.046	12	0	35	179	45	1	0
4	220	3	3.273	3	0	14	165	78	2	1
5	450	4	4.242	4	0	20	169	60	10	1
6	190	3	3.065	11	0	25	195	38	2	0
7	365	4	4.026	T13	0	44	168	45	3	0
8	530	5	4.750	15	2	81	159	16	2	0
9	440	4	4.161	7	0	23	176	57	4	0
Out	**3,520**	**36**	**36.450**		**4**	**350**	**1,544**	**411**	**29**	**2**
10	485	4	4.192	6	0	26	167	59	7	1
11	445	4	4.315	2	0	12	169	65	13	1
12	155	3	3.369	1	0	27	145	63	18	7
13	485	5	4.707	18	6	110	109	30	4	1
14	420	4	4.130	9	0	32	166	58	4	0
15	520	5	4.719	17	3	99	129	26	3	0
16	190	3	3.069	10	0	39	176	37	6	2
17	400	4	4.026	T13	0	39	177	42	2	0
18	420	4	4.238	5	0	19	164	73	4	0
In	**3,520**	**36**	**36.769**		**9**	**403**	**1,402**	**453**	**61**	**12**
Total	**7,040**	**72**	**73.219**		**13**	**753**	**2,946**	**864**	**90**	**14**

*Holes ranked from 1 (most difficult) to 18 (least difficult)

Scoring Summary

	Below 70	Under Par	Par	Over Par	80 & Over	Course Average	Round Leader	Low Round	Gary Player
Round 1	2	7	12	59	7	74.872	John Schlee (68)	John Schlee (68)	T8
Round 2	12	28	6	42	4	73.039	Lee Trevino (139) Rod Funseth (139)	Rod Funseth (66)	T16
Round 3	9	24	7	22	0	72.094	Hubert Green (206)	Hubert Green (65)	T10
Round 4	10	24	7	22	0	72.170	Gary Player (277)	Gary Player (64)	1
All Rounds	**33**	**83**	**32**	**145**	**11**	**73.219**			



1977 MASTERS TOURNAMENT
APRIL 7-10, 1977

Cut: 50 players at five-over-par 149 from a starting field of 77

Summary: Scoring a birdie on No. 17, Tom Watson fired a final-round 67 to defeat Jack Nicklaus by two strokes. Nicklaus needed a birdie at No. 18 to tie Watson, but bogeyed the hole instead.

PLAYER	POSITION	SCORES	TOTAL	PRIZE MONEY	STATUS
Tom Watson	1	70 69 70 67	276	$40,000	
Gold Medal: Winner					
Bas-Relief Sterling Silver Replica of Masters Trophy: Winner					
Silver Box Engraved with Players' Names: Winner					
Jack Nicklaus	2	72 70 70 66	278	$30,000	
Silver Medal: Runner-up					
Crystal Vase: Day's Low Score (66), Round 4					
Tom Kite	T3	70 73 70 67	280	$17,500	
Pair of Crystal Goblets: Eagle, Round 2, Hole 2					
Rik Massengale	T3	70 73 67 70	280	$17,500	
Crystal Vase: Day's Low Score (67), Round 3					
Hale Irwin	5	70 74 70 68	282	$12,500	
David Graham (Australia)	T6	75 67 73 69	284	$10,500	
Crystal Vase: Day's Low Score (67), Round 2					
Lou Graham	T6	75 71 69 69	284	$10,500	
Ben Crenshaw	T8	71 69 69 76	285	$5,667	
Pair of Crystal Goblets: Eagle, Round 2, Hole 2					
Raymond Floyd	T8	71 72 71 71	285	$5,667	
Hubert Green	T8	67 74 72 72	285	$5,667	
Crystal Vase: Day's Low Score (67), Round 1					
Don January	T8	69 76 71 69	285	$5,667	
Gene Littler	T8	71 72 73 69	285	$5,667	
John Schlee	T8	75 73 69 68	285	$5,667	
Billy Casper	T14	72 72 73 69	286	$3,000	
Jim Colbert	T14	72 71 69 74	286	$3,000	
Rod Funseth	T14	72 67 74 73	286	$3,000	
Crystal Vase: Day's Low Score (67), Round 2					
Jerry Pate	T14	70 72 74 70	286	$3,000	
Tom Weiskopf	T14	73 71 71 71	286	$3,000	
George Archer	T19	74 74 69 70	287	$2,500	
Pair of Crystal Goblets: Eagle, Round 3, Hole 13					
Pair of Crystal Goblets: Eagle, Round 4, Hole 8					
Andy Bean	T19	74 70 71 72	287	$2,500	
Pair of Crystal Goblets: Eagle, Round 2, Hole 2					
Pair of Crystal Goblets: Eagle, Round 3, Hole 2					
Danny Edwards	T19	72 74 68 73	287	$2,500	
Pair of Crystal Goblets: Eagle, Round 3, Hole 13					
Lee Elder	T19	76 68 72 71	287	$2,500	
Gary Player (South Africa)	T19	71 70 72 74	287	$2,500	
Pair of Crystal Goblets: Eagle, Round 2, Hole 2					
Billy Kratzert	T24	69 71 78 70	288	$2,200	
Andy North	T24	74 74 71 69	288	$2,200	
Arnold Palmer	T24	76 71 71 70	288	$2,200	
Pair of Crystal Goblets: Eagle, Round 2, Hole 13					
Bob Wynn	T24	75 73 70 70	288	$2,200	
Pair of Crystal Goblets: Eagle, Round 4, Hole 13					
Isao Aoki (Japan)	T28	73 76 70 70	289	$2,000	
Bruce Lietzke	T28	73 71 72 73	289	$2,000	

1977 Masters Tournament (Continued)

PLAYER	POSITION	SCORES	TOTAL	PRIZE MONEY	STATUS
Jerry McGee	T28	73 73 72 71	289	$2,000	
Graham Marsh (Australia)	T31	77 72 72 69	290	$1,975	
Pair of Crystal Goblets: Eagle, Round 4, Hole 15					
Bob Murphy Jr.	T31	74 72 71 73	290	$1,975	
Seve Ballesteros (Spain)	T33	74 75 70 72	291	$1,950	
Pair of Crystal Goblets: Eagle, Round 3, Hole 15					
Mark Hayes	T33	71 72 72 76	291	$1,950	
Tommy Aaron	T35	73 72 73 74	292	$1,925	
Pair of Crystal Goblets: Eagle, Round 1, Hole 15					
Johnny Miller	T35	78 71 69 74	292	$1,925	
Bob Shearer (Australia)	T35	74 67 75 76	292	$1,925	
Crystal Vase: Day's Low Score (67), Round 2					
Art Wall	T35	75 74 71 72	292	$1,925	
Dave Hill	T39	71 72 76 74	293	$1,900	
Pair of Crystal Goblets: Eagle, Round 1, Hole 13					
Pair of Crystal Goblets: Eagle, Round 4, Hole 15					
J. C. Snead	T39	72 76 73 72	293	$1,900	
Dave Stockton	T39	73 72 75 73	293	$1,900	
Pair of Crystal Goblets: Eagle, Round 1, Hole 13					
Pair of Crystal Goblets: Eagle, Round 3, Hole 13					
Bud Allin	T42	71 74 75 74	294	$1,875	
Bruce Devlin (Australia)	T42	75 69 77 73	294	$1,875	
Pair of Crystal Goblets: Eagle, Round 2, Hole 2					
Gary Koch	T42	78 71 72 73	294	$1,875	
Mac McLendon	45	72 70 78 75	295	$1,850	
Lyn Lott	T46	76 72 77 71	296	$1,825	
Pair of Crystal Goblets: Eagle, Round 4, Hole 15					
Peter Oosterhuis (England)	T46	73 75 76 72	296	$1,825	
Pair of Crystal Goblets: Eagle, Round 1, Hole 15					
Mike Morley	48	75 73 73 76	297	$1,800	
William K. Sander	49	80 69 78 72	299		Amateur
Silver-Gold Cup: Low Amateur					
Gold Medal: Low Amateur					
Silver Box Engraved with Amateurs' Names: Low Amateur					
John A. Fought III	50	73 74 78 78	303		Amateur
Silver Medal: Low Amateur Runner-up					
Charles Coody		72 78	150	$1,500	
Pair of Crystal Goblets: Eagle, Round 2, Hole 13					
Al Geiberger		76 74	150	$1,500	
Bob Goalby		76 74	150	$1,500	
Dale Hayes (South Africa)		75 75	150	$1,500	
Joe Inman		75 75	150	$1,500	
Tom Purtzer		75 75	150	$1,500	
Butch Baird		76 75	151	$1,500	
John M. Lister (New Zealand)		80 71	151	$1,500	
James T. Mason		76 75	151		Amateur
Takashi Murakami (Japan)		78 73	151	$1,500	
Pair of Crystal Goblets: Eagle, Round 2, Hole 13					
Richard L. Siderowf		76 75	151		Amateur
Gay Brewer		78 74	152	$1,500	
Gibby Gilbert		76 76	152	$1,500	
Tommy Horton (England)		77 75	152	$1,500	
C. Parker Moore Jr.		76 76	152		Amateur
Gil Morgan		73 79	152	$1,500	
Woody Blackburn		74 79	153	$1,500	
Roger Maltbie		77 76	153	$1,500	

1977 Masters Tournament (Continued)

PLAYER	POSITION	SCORES	TOTAL	PRIZE MONEY	STATUS
Jack Newton (Australia)		76 77	153	$1,500	
Curtis Strange		79 74	153	$1,500	
Doug Ford		77 77	154	$1,500	
Fred S. Ridley		76 78	154		Amateur
Larry Ziegler		83 71	154	$1,500	
Christy O'Connor Jr. (Ireland)		78 79	157	$1,500	
Stan K. M. Souza		75 83	158		Amateur
Marvin M. Giles III		82 79	161		Amateur
Sam Snead	Withdrew	83	83	$1,500	
TOTAL				**$280,477**	

1977 Cumulative Course Statistics

Hole	Yards	Par	Average	Rank*	Eagles	Birdies	Pars	Bogeys	Double Bogeys	Other
1	400	4	4.181	5	0	19	171	61	2	0
2	555	5	4.747	17	6	94	117	31	4	1
3	360	4	4.075	T11	0	34	168	49	2	0
4	220	3	3.189	3	0	19	170	61	3	0
5	450	4	4.162	6	0	22	171	57	3	0
6	190	3	3.075	T11	0	33	169	50	1	0
7	365	4	4.063	13	0	38	166	45	3	1
8	530	5	4.715	18	1	90	143	18	1	0
9	440	4	4.122	10	0	20	184	47	2	0
Out	**3,510**	**36**	**36.332**		**7**	**369**	**1,459**	**419**	**21**	**2**
10	485	4	4.264	1	0	20	158	65	8	2
11	445	4	4.245	2	0	19	167	53	14	0
12	155	3	3.154	7	0	41	151	47	12	2
13	485	5	4.786	16	9	87	119	29	6	3
14	420	4	4.150	8	0	29	165	51	8	0
15	520	5	4.802	15	6	76	141	23	6	1
16	190	3	3.126	9	0	30	170	45	7	1
17	400	4	4.007	14	0	37	179	35	2	0
18	420	4	4.185	4	0	20	173	54	5	1
In	**3,520**	**36**	**36.723**		**15**	**359**	**1,423**	**402**	**68**	**10**
Total	**7,030**	**72**	**73.055**		**22**	**728**	**2,882**	**821**	**89**	**12**

*Holes ranked from 1 (most difficult) to 18 (least difficult)

Scoring Summary

	Below 70	Under Par	Par	Over Par	80 & Over	Course Average	Round Leader	Low Round	Tom Watson
Round 1	3	15	8	54	5	74.351	Hubert Green (67)	Hubert Green (67)	T4
Round 2	8	22	11	43	1	73.237	Rod Funseth (139) Tom Watson (139)	Bob Shearer (67) Rod Funseth (67) David Graham (67)	T1
Round 3	8	23	8	19	0	72.240	Ben Crenshaw (209) Tom Watson (209)	Rik Massengale (67)	T1
Round 4	12	24	7	19	0	71.600	Tom Watson (276)	Jack Nicklaus (66)	1
All Rounds	**31**	**84**	**34**	**135**	**6**	**73.055**			

1976 MASTERS TOURNAMENT
APRIL 8-11, 1976

Cut: 47 players at six-over-par 150 from a starting field of 72
Summary: Raymond Floyd tied Jack Nicklaus' (1965) then record 17-under 271 to win by eight strokes. Floyd set records at 18 (65, low start by a winner), 36 (65-66-131), and 54 (201) holes which stood for 39 years.

PLAYER	POSITION	SCORES	TOTAL	PRIZE MONEY	STATUS
Raymond Floyd	1	65 66 70 70	271	$40,000	
Gold Medal: Winner					
Bas-Relief Sterling Silver Replica of Masters Trophy: Winner					
Silver Box Engraved with Players' Names: Winner					
Crystal Vase: Day's Low Score (65), Round 1					
Crystal Vase: Day's Low Score (66), Round 2					
Pair of Crystal Goblets: Eagle, Round 2, Hole 15					
Ben Crenshaw	2	70 70 72 67	279	$25,000	
Silver Medal: Runner-up					
Crystal Vase: Day's Low Score (67), Round 4					
Pair of Crystal Goblets: Eagle, Round 2, Hole 2					
Pair of Crystal Goblets: Eagle, Round 4, Hole 13					
Jack Nicklaus	T3	67 69 73 73	282	$16,250	
Pair of Crystal Goblets: Eagle, Round 1, Hole 15					
Pair of Crystal Goblets: Eagle, Round 2, Hole 2					
Pair of Crystal Goblets: Eagle, Round 2, Hole 7					
Larry Ziegler	T3	67 71 72 72	282	$16,250	
Pair of Crystal Goblets: Eagle, Round 1, Hole 14					
Charles Coody	T5	72 69 70 74	285	$11,167	
Hale Irwin	T5	71 77 67 70	285	$11,167	
Crystal Vase: Day's Low Score (67), Round 3					
Tom Kite	T5	73 67 72 73	285	$11,167	
Billy Casper	8	71 76 71 69	287	$8,000	
Roger Maltbie	T9	72 75 70 71	288	$6,000	
Graham Marsh (Australia)	T9	73 68 75 72	288	$6,000	
Tom Weiskopf	T9	73 71 70 74	288	$6,000	
Jim Colbert	T12	71 72 74 72	289	$3,567	
Lou Graham	T12	68 73 72 76	289	$3,567	
Gene Littler	T12	71 72 74 72	289	$3,567	
Al Geiberger	T15	75 70 73 73	291	$2,950	
Dave Hill	T15	69 73 76 73	291	$2,950	
Jerry McGee	T15	71 73 72 75	291	$2,950	
Curtis Strange	T15	71 76 73 71	291		Amateur
Silver-Gold Cup: Low Amateur					
Gold Medal: Low Amateur					
Silver Box Engraved with Amateurs' Names: Low Amateur					
Bud Allin	T19	69 76 72 75	292	$2,550	
Bruce Devlin (Australia)	T19	77 69 72 74	292	$2,550	
Hubert Green	T19	71 66 78 77	292	$2,550	
Crystal Vase: Day's Low Score (66), Round 2					
Pair of Crystal Goblets: Eagle, Round 2, Hole 2					
Dale Hayes (South Africa)	T19	75 74 73 70	292	$2,550	
Gay Brewer	T23	75 74 71 73	293	$2,225	

1976 Masters Tournament (Continued)

PLAYER	POSITION	SCORES	TOTAL	PRIZE MONEY	STATUS
Rik Massengale	T23	70 72 78 73	293	$2,225	
Johnny Miller	T23	71 73 74 75	293	$2,225	
Peter Oosterhuis (England)	T23	76 74 75 68	293	$2,225	
Bruce Crampton (Australia)	27	74 76 71 73	294	$2,000	
Bob Murphy Jr.	T28	72 74 76 73	295	$1,950	
Eddie Pearce	T28	71 71 79 74	295	$1,950	
Gary Player (South Africa)	T28	73 73 70 79	295	$1,950	
Lee Trevino	T28	75 75 69 76	295	$1,950	
Art Wall	T28	74 71 75 75	295	$1,950	
Don January	T33	73 74 76 73	296	$1,900	
Masashi Ozaki (Japan)	T33	72 75 75 74	296	$1,900	
Tom Watson	T33	77 73 76 70	296	$1,900	
Joe Inman	36	74 75 71 77	297	$1,850	
Takashi Murakami (Japan)	T37	74 71 80 73	298	$1,800	
Andy North	T37	66 81 75 76	298	$1,800	
Pair of Crystal Goblets: Eagle, Round 1, Hole 15					
Pair of Crystal Goblets: Eagle, Round 4, Hole 15					
Bob Gilder	T39	71 75 76 77	299	$1,750	
John Mahaffey	T39	72 74 78 75	299	$1,750	
Bob Shearer (Australia)	T39	73 75 76 75	299	$1,750	
Tommy Aaron	42	73 76 77 74	300	$1,700	
Frank Beard	T43	74 75 78 74	301	$1,650	
J. C. Snead	T43	72 77 76 76	301	$1,650	
Pat Fitzsimons	45	71 79 77 76	303	$1,600	
Richard L. Siderowf	46	76 73 77 81	307		Amateur
Silver Medal: Low Amateur Runner-up					
Bobby Cole (South Africa)	47	75 74 78 82	309	$1,500	
Bob Goalby		76 75	151	$1,350	
Sam Snead		72 79	151	$1,350	
Rod Curl		70 82	152	$1,350	
George Archer		74 79	153	$1,350	
Don Bies		76 77	153	$1,350	
Keith Fergus		76 77	153		Amateur
Jay Haas		76 77	153		Amateur
Don Iverson		73 80	153	$1,350	
Jim Wiechers		74 79	153	$1,350	
Hugh Baiocchi (South Africa)		78 76	154	$1,350	
Doug Ford		74 80	154	$1,350	
John P. Grace		75 79	154		Amateur
Tom Jenkins		75 79	154	$1,350	
Henri De Lozier		75 80	155		Amateur
Priscilo Gonzalez Diniz (Brazil)		78 77	155		Amateur
Bobby Nichols		78 77	155	$1,350	
Arnold Palmer		74 81	155	$1,350	
Allen Miller		79 77	156	$1,350	
Dean Refram		77 79	156	$1,350	
William C. Campbell		78 80	158		Amateur
Fred S. Ridley		77 81	158		Amateur

1976 Masters Tournament (Continued)

PLAYER	POSITION	SCORES	TOTAL	PRIZE MONEY	STATUS
Ralph Johnston		76 83	159	$1,350	
Pair of Crystal Goblets: Eagle, Round 1, Hole 13					
Jack Newton (Australia)		76 83	159	$1,350	
Maurice Bembridge (England)		78 86	164	$1,350	
Marvin M. Giles III		83 81	164		Amateur
TOTAL				**$254,852**	

1976 Cumulative Course Statistics

Hole	Yards	Par	Average	Rank*	Eagles	Birdies	Pars	Bogeys	Double Bogeys	Other
1	400	4	4.151	T10	0	21	164	49	4	0
2	555	5	4.630	18	3	106	107	20	2	0
3	360	4	3.995	15	0	41	159	36	2	0
4	220	3	3.315	2	0	18	134	80	5	1
5	450	4	4.239	6	0	26	138	66	7	1
6	190	3	3.201	7	0	18	160	54	6	0
7	365	4	4.130	12	1	29	151	53	3	1
8	530	5	4.831	17	0	62	156	18	2	0
9	440	4	4.180	8	0	21	156	58	3	0
Out	**3,510**	**36**	**36.676**		**4**	**342**	**1,325**	**434**	**34**	**3**
10	485	4	4.285	3	0	20	136	77	4	1
11	445	4	4.264	5	0	11	162	56	9	0
12	155	3	3.323	1	0	27	133	55	21	2
13	485	5	5.042	14	2	52	130	46	5	3
14	420	4	4.151	T10	1	29	145	59	4	0
15	520	5	4.873	16	4	71	124	31	6	2
16	190	3	3.163	9	0	18	170	44	5	1
17	400	4	4.063	13	0	27	171	38	2	0
18	420	4	4.277	4	0	13	149	73	3	0
In	**3,520**	**36**	**37.445**		**7**	**268**	**1,320**	**479**	**59**	**9**
Total	**7,030**	**72**	**74.121**		**11**	**610**	**2,645**	**913**	**93**	**12**

*Holes ranked from 1 (most difficult) to 18 (least difficult)

Scoring Summary

	Below 70	Under Par	Par	Over Par	80 & Over	Course Average	Round Leader	Low Round	Raymond Floyd
Round 1	7	21	7	44	1	73.389	Raymond Floyd (65)	Raymond Floyd (65)	1
Round 2	7	14	3	55	12	75.236	Raymond Floyd (131)	Hubert Green (66) Raymond Floyd (66)	1
Round 3	2	11	7	29	1	73.936	Raymond Floyd (201)	Hale Irwin (67)	1
Round 4	3	9	4	34	2	73.723	Raymond Floyd (271)	Ben Crenshaw (67)	1
All Rounds	**19**	**55**	**21**	**162**	**16**	**74.122**			

1975 MASTERS TOURNAMENT
APRIL 10-13, 1975

Cut: 46 players at four-over-par 148 from a starting field of 76

Summary: In one of the most thrilling Masters ever, Jack Nicklaus fended off challenges from Tom Weiskopf and Johnny Miller to win a record fifth Green Jacket by one stroke. A 40-foot birdie putt at No. 16 proved to be the difference for Nicklaus.

PLAYER	POSITION	SCORES	TOTAL	PRIZE MONEY	STATUS
Jack Nicklaus	1	68 67 73 68	276	$40,000	
Gold Medal: Winner					
Bas-Relief Sterling Silver Replica of Masters Trophy: Winner					
Silver Box Engraved with Players' Names: Winner					
Crystal Vase: Day's Low Score (67), Round 2					
Johnny Miller	T2	75 71 65 66	277	$21,250	
Silver Medal: Runner-up					
Crystal Vase: Day's Low Score (65), Round 3					
Tom Weiskopf	T2	69 72 66 70	277	$21,250	
Silver Medal: Runner-up					
Hale Irwin	T4	73 74 71 64	282	$12,500	
Crystal Vase: Day's Low Score (64), Round 4					
Bobby Nichols	T4	67 74 72 69	282	$12,500	
Crystal Vase: Day's Low Score (67), Round 1					
Pair of Crystal Goblets: Eagle, Round 3, Hole 13					
Billy Casper	6	70 70 73 70	283	$7,500	
Dave Hill	7	75 71 70 68	284	$6,000	
Hubert Green	T8	74 71 70 70	285	$4,500	
Pair of Crystal Goblets: Eagle, Round 4, Hole 13					
Tom Watson	T8	70 70 72 73	285	$4,500	
Pair of Crystal Goblets: Eagle, Round 2, Hole 13					
Tom Kite	T10	72 74 71 69	286	$3,600	
J. C. Snead	T10	69 72 75 70	286	$3,600	
Lee Trevino	T10	71 70 74 71	286	$3,600	
Arnold Palmer	T13	69 71 75 72	287	$3,250	
Larry Ziegler	T13	71 73 74 69	287	$3,250	
Pair of Crystal Goblets: Eagle, Round 1, Hole 13					
Bobby Cole (South Africa)	T15	73 71 73 71	288	$2,900	
Pair of Crystal Goblets: Eagle, Round 1, Hole 13					
Pair of Crystal Goblets: Eagle, Round 4, Hole 15					
Rod Curl	T15	72 70 76 70	288	$2,900	
Bruce Devlin (Australia)	T15	72 70 76 70	288	$2,900	
Allen Miller	T15	68 75 72 73	288	$2,900	
Pair of Crystal Goblets: Eagle, Round 4, Hole 14					
Art Wall	T15	72 74 72 70	288	$2,900	
Bud Allin	T20	73 69 73 74	289	$2,550	
Pair of Crystal Goblets: Eagle, Round 1, Hole 13					
Ralph Johnston	T20	74 73 69 73	289	$2,550	
Hugh Baiocchi (South Africa)	T22	76 72 72 70	290	$2,275	
Pat Fitzsimons	T22	73 68 79 70	290	$2,275	
Gene Littler	T22	72 72 72 74	290	$2,275	
Graham Marsh (Australia)	T22	75 70 74 71	290	$2,275	
Miller Barber	T26	74 72 72 73	291	$2,000	
Maurice Bembridge (England)	T26	75 72 75 69	291	$2,000	
Jerry Heard	T26	71 75 72 73	291	$2,000	
Dave Stockton	T26	72 72 73 74	291	$2,000	

1975 Masters Tournament (Continued)

PLAYER	POSITION	SCORES	TOTAL	PRIZE MONEY	STATUS
George Burns III	T30	72 72 76 72	292		Amateur
Silver-Gold Cup: Low Amateur					
Gold Medal: Low Amateur					
Silver Box Engraved with Amateurs' Names: Low Amateur					
Ben Crenshaw	T30	72 71 75 74	292	$1,950	
Forrest Fezler	T30	76 71 71 74	292	$1,950	
Raymond Floyd	T30	72 73 79 68	292	$1,950	
Gary Player (South Africa)	T30	72 74 73 73	292	$1,950	
Victor Regalado (Mexico)	T30	76 72 72 72	292	$1,950	
Pair of Crystal Goblets: Eagle, Round 1, Hole 3					
Bert Yancey	T30	74 71 74 73	292	$1,950	
Jerry Pate	37	71 75 78 69	293		Amateur
Silver Medal: Low Amateur Runner-up					
Pair of Crystal Goblets: Eagle, Round 4, Hole 13					
Tommy Aaron	T38	71 75 76 72	294	$1,850	
Gary Groh	T38	72 76 71 75	294	$1,850	
Charles Coody	T40	72 75 75 73	295	$1,800	
Lou Graham	T40	72 72 77 74	295	$1,800	
Bob Murphy Jr.	42	70 72 80 74	296	$1,750	
Pair of Crystal Goblets: Eagle, Round 1, Hole 13					
Pair of Crystal Goblets: Eagle, Round 4, Hole 15					
Homero Blancas Jr.	T43	72 69 79 77	297	$1,700	
Lu Liang-Huan (China)	T43	73 74 78 72	297	$1,700	
Pair of Crystal Goblets: Eagle, Round 4, Hole 13					
Masashi Ozaki (Japan)	T43	73 73 83 68	297	$1,700	
Richie Karl	46	72 75 79 76	302	$1,650	
Gay Brewer		77 72	149	$1,250	
Pair of Crystal Goblets: Eagle, Round 2, Hole 15					
Roberto De Vicenzo (Argentina)		74 75	149	$1,250	
Pair of Crystal Goblets: Eagle, Round 2, Hole 15					
Mac McLendon		71 78	149	$1,250	
Pair of Crystal Goblets: Eagle, Round 1, Hole 13					
Mike Reasor		74 75	149	$1,250	
Pair of Crystal Goblets: Eagle, Round 1, Hole 13					
Phil Rodgers		77 72	149	$1,250	
Juan Rodriguez		74 75	149	$1,250	
Frank Beard		76 74	150	$1,250	
Robert J. Charles (New Zealand)		76 74	150	$1,250	
Pair of Crystal Goblets: Eagle, Round 2, Hole 2					
Jim Colbert		75 75	150	$1,250	
Terry Diehl		72 78	150	$1,250	
Al Geiberger		79 71	150	$1,250	
Ed Sneed		74 76	150	$1,250	
Isao Aoki (Japan)		75 76	151	$1,250	
Dale Hayes (South Africa)		77 74	151	$1,250	
Tony Jacklin (England)		77 74	151	$1,250	
Gary Koch		77 74	151		Amateur
Peter Oosterhuis (England)		79 72	151	$1,250	
Pair of Crystal Goblets: Eagle, Round 1, Hole 13					
George Archer		80 72	152	$1,250	
Lee Elder		74 78	152	$1,250	
Doug Ford		78 74	152	$1,250	
John Mahaffey		77 75	152	$1,250	
Curtis Strange		75 77	152		Amateur

1975 Masters Tournament (Continued)

PLAYER	POSITION	SCORES	TOTAL	PRIZE MONEY	STATUS
Bob Goalby		81 72	153	$1,250	
Richard L. Siderowf		75 78	153		Amateur
John P. Grace		79 75	154		Amateur
Bruce Crampton (Australia)		76 79	155	$1,250	
Craig Stadler		80 76	156		Amateur
Bob Menne		76 82	158	$1,250	
Dan Sikes		76 82	158	$1,250	
Sam Snead	Withdrew	71	71	$1,250	
TOTAL				**$242,750**	

1975 Cumulative Course Statistics

Hole	Yards	Par	Average	Rank*	Eagles	Birdies	Pars	Bogeys	Double Bogeys	Other
1	400	4	4.151	8	0	23	161	60	0	0
2	555	5	4.815	17	1	78	137	23	3	2
3	360	4	3.967	14	1	44	161	38	0	0
4	220	3	3.147	9	0	18	175	49	1	1
5	450	4	4.204	3	0	11	176	53	4	0
6	190	3	3.008	13	0	35	172	37	0	0
7	365	4	4.139	10	0	31	151	59	3	0
8	530	5	4.819	15	0	68	154	20	2	0
9	440	4	4.200	4	0	19	159	64	2	0
Out	**3,510**	**36**	**36.454**		**2**	**327**	**1,446**	**403**	**15**	**3**
10	485	4	4.238	2	0	17	158	61	7	0
11	445	4	4.197	5	0	13	176	48	5	1
12	155	3	3.164	6	0	29	163	36	12	3
13	475	5	4.654	18	12	93	108	27	3	0
14	420	4	4.115	11	1	16	182	42	2	0
15	520	5	4.818	16	4	79	126	28	4	2
16	190	3	3.160	7	0	21	175	37	8	2
17	400	4	4.111	12	0	22	174	45	2	0
18	420	4	4.242	1	0	17	154	68	4	0
In	**3,510**	**36**	**36.703**		**17**	**307**	**1,416**	**392**	**47**	**8**
Total	**7,020**	**72**	**73.158**		**19**	**634**	**2,862**	**795**	**62**	**11**

*Holes ranked from 1 (most difficult) to 18 (least difficult)

Scoring Summary

	Below 70	Under Par	Par	Over Par	80 & Over	Course Average	Round Leader	Low Round	Jack Nicklaus
Round 1	6	16	16	44	3	73.671	Bobby Nichols (67)	Bobby Nichols (67)	T2
Round 2	4	19	16	40	2	73.333	Jack Nicklaus (135)	Jack Nicklaus (67)	1
Round 3	3	9	9	28	2	73.848	Tom Weiskopf (207)	Johnny Miller (65)	2
Round 4	11	23	5	18	0	71.304	Jack Nicklaus (276)	Hale Irwin (64)	1
All Rounds	**24**	**67**	**46**	**130**	**7**	**73.152**			

1974 MASTERS TOURNAMENT
APRIL 11-14, 1974

Cut: 44 players at four-over-par 148 from a starting field of 78

Summary: On Sunday at No. 17, Gary Player hit a spectacular 9-iron shot to within inches of the flag and tapped in for birdie to score a two-stroke victory over Dave Stockton and Tom Weiskopf.

PLAYER	POSITION	SCORES	TOTAL	PRIZE MONEY	STATUS
Gary Player (South Africa)	1	71 71 66 70	278	$35,000	
Gold Medal: Winner					
Bas-Relief Sterling Silver Replica of Masters Trophy: Winner					
Silver Box Engraved with Players' Names: Winner					
Crystal Vase: Day's Low Score (66), Round 3					
Pair of Crystal Goblets: Eagle, Round 1, Hole 13					
Pair of Crystal Goblets: Eagle, Round 2, Hole 15					
Dave Stockton	T2	71 66 70 73	280	$21,250	
Silver Medal: Runner-up					
Crystal Vase: Day's Low Score (66), Round 2					
Pair of Crystal Goblets: Eagle, Round 2, Hole 13					
Pair of Crystal Goblets: Eagle, Round 3, Hole 2					
Tom Weiskopf	T2	71 69 70 70	280	$21,250	
Silver Medal: Runner-up					
Jim Colbert	T4	67 72 69 73	281	$10,833	
Crystal Vase: Day's Low Score (67), Round 1					
Pair of Crystal Goblets: Eagle, Round 2, Hole 13					
Pair of Crystal Goblets: Eagle, Round 4, Hole 18					
Hale Irwin	T4	68 70 72 71	281	$10,833	
Pair of Crystal Goblets: Eagle, Round 3, Hole 15					
Jack Nicklaus	T4	69 71 72 69	281	$10,833	
Pair of Crystal Goblets: Eagle, Round 2, Hole 13					
Pair of Crystal Goblets: Eagle, Round 4, Hole 13					
Bobby Nichols	T7	73 68 68 73	282	$4,750	
Phil Rodgers	T7	72 69 68 73	282	$4,750	
Maurice Bembridge (England)	T9	73 74 72 64	283	$3,900	
Crystal Vase: Day's Low Score (64), Round 4					
Hubert Green	T9	68 70 74 71	283	$3,900	
Bruce Crampton (Australia)	T11	73 72 69 70	284	$3,375	
Pair of Crystal Goblets: Eagle, Round 1, Hole 13					
Pair of Crystal Goblets: Eagle, Round 3, Hole 15					
Pair of Crystal Goblets: Eagle, Round 4, Hole 3					
Pair of Crystal Goblets: Eagle, Round 4, Hole 15					
Jerry Heard	T11	70 70 73 71	284	$3,375	
Dave Hill	T11	71 72 70 71	284	$3,375	
Arnold Palmer	T11	76 71 70 67	284	$3,375	
Bud Allin	T15	73 73 70 69	285	$2,900	
Miller Barber	T15	75 67 72 71	285	$2,900	
Ralph Johnston	T15	72 71 70 72	285	$2,900	
Pair of Crystal Goblets: Eagle, Round 3, Hole 13					
Johnny Miller	T15	72 74 69 70	285	$2,900	
Dan Sikes	T15	69 71 74 71	285	$2,900	
Juan Rodriguez	T20	70 74 71 71	286	$2,550	
Pair of Crystal Goblets: Eagle, Round 4, Hole 13					
Sam Snead	T20	72 72 71 71	286	$2,550	
Frank Beard	T22	69 70 72 76	287	$2,275	
Ben Crenshaw	T22	75 70 70 72	287	$2,275	
Raymond Floyd	T22	69 72 76 70	287	$2,275	

1974 Masters Tournament (Continued)

PLAYER	POSITION	SCORES	TOTAL	PRIZE MONEY	STATUS
Bob Goalby	T22	76 71 72 68	287	$2,275	
Pair of Crystal Goblets: Eagle, Round 4, Hole 13					
Julius Boros	T26	75 70 69 74	288	$1,850	
John Schlee	T26	75 71 71 71	288	$1,850	
J. C. Snead	T26	73 68 74 73	288	$1,850	
Charles Coody	T29	74 72 76 67	289	$1,850	
Don Iverson	T29	68 74 73 74	289	$1,850	
Hugh Baiocchi (South Africa)	T31	75 71 74 70	290	$1,775	
Pair of Crystal Goblets: Eagle, Round 2, Hole 2					
Bruce Devlin (Australia)	T31	70 72 76 72	290	$1,775	
Al Geiberger	T31	76 68 70 76	290	$1,775	
Pair of Crystal Goblets: Eagle, Round 2, Hole 15					
Graham Marsh (Australia)	T31	76 69 72 73	290	$1,775	
Peter Oosterhuis (England)	T31	79 68 68 75	290	$1,775	
Pair of Crystal Goblets: Eagle, Round 3, Hole 2					
Kermit Zarley	T31	73 71 77 69	290	$1,775	
Pair of Crystal Goblets: Eagle, Round 2, Hole 13					
Billy Casper	T37	70 71 76 74	291	$1,775	
Art Wall	T37	70 77 72 72	291	$1,775	
Pair of Crystal Goblets: Eagle, Round 1, Hole 5					
Pair of Crystal Goblets: Eagle, Round 3, Hole 8					
Gene Littler	T39	69 71 78 74	292	$1,700	
Larry Ziegler	T39	72 73 73 74	292	$1,700	
Babe Hiskey	T41	70 78 75 72	295	$1,700	
Leonard Thompson	T41	73 72 77 73	295	$1,700	
Pair of Crystal Goblets: Eagle, Round 1, Hole 8					
Pair of Crystal Goblets: Eagle, Round 4, Hole 15					
Ed Sneed	43	74 74 77 72	297	$1,700	
Orville Moody	44	74 73 78 77	302	$1,700	
Pair of Crystal Goblets: Eagle, Round 2, Hole 13					
Homero Blancas Jr.		73 76	149	$1,200	
Trevor Homer (England)		77 72	149		Amateur
John Mahaffey		71 78	149	$1,200	
Masashi Ozaki (Japan)		79 70	149	$1,200	
Mason Rudolph		78 71	149	$1,200	
Tommy Aaron		77 73	150	$1,200	
Gay Brewer		75 75	150	$1,200	
Henri De Lozier		74 76	150		Amateur
Marvin M. Giles III		74 76	150		Amateur
Lou Graham		76 74	150	$1,200	
Gary Koch		76 74	150		Amateur
Jack Burke Jr.		72 79	151	$1,200	
Gardner Dickinson Jr.		71 80	151	$1,200	
Doug Ford		76 75	151	$1,200	
A. Downing Gray		75 76	151		Amateur
John Schroeder		76 75	151	$1,200	
Richard L. Siderowf		74 77	151		Amateur
William C. Campbell		74 78	152		Amateur
Robert J. Charles (New Zealand)		73 79	152	$1,200	
Tony Jacklin (England)		81 71	152	$1,200	
Billy Kratzert		79 73	152		Amateur
Mark Pfeil		75 77	152		Amateur
David Strawn		77 75	152		Amateur
Paul Harney		77 76	153	$1,200	
Craig Stadler		79 74	153		Amateur

1974 Masters Tournament (Continued)

PLAYER	POSITION	SCORES	TOTAL	PRIZE MONEY	STATUS
Martin West III		73 80	153		Amateur
Isao Aoki (Japan)		74 80	154	$1,200	
Lanny Wadkins		74 80	154	$1,200	
Bob Dickson		76 79	155	$1,200	
Jim Jamieson		80 75	155	$1,200	
Herman Keiser		76 79	155	$1,200	
Sam Adams		80 79	159	$1,200	
Charles H. Greene		81 81	162	$1,200	
George Archer	Withdrew	75	75	$1,200	
TOTAL				**$229,549**	

1974 Cumulative Course Statistics

Hole	Yards	Par	Average	Rank*	Eagles	Birdies	Pars	Bogeys	Double Bogeys	Other
1	400	4	4.008	13	0	28	186	28	1	0
2	555	5	4.769	16	3	76	140	22	2	0
3	360	4	4.045	12	1	29	174	37	1	1
4	220	3	3.242	5	0	15	160	63	4	1
5	450	4	4.308	1	1	14	141	83	4	0
6	190	3	2.987	14	0	37	173	32	1	0
7	365	4	4.160	7	0	22	168	45	8	0
8	530	5	4.637	17	2	96	136	7	1	1
9	440	4	4.172	6	0	21	163	55	4	0
Out	**3,510**	**36**	**36.333**		**7**	**338**	**1,441**	**372**	**26**	**3**
10	485	4	4.263	3	0	19	150	66	7	1
11	445	4	4.279	2	0	18	150	67	5	3
12	155	3	3.251	4	0	30	151	39	19	4
13	475	5	4.555	18	11	121	81	27	2	1
14	420	4	4.082	9	0	30	164	48	1	0
15	520	5	4.864	15	6	72	122	35	8	0
16	190	3	3.078	10	0	31	174	32	3	3
17	400	4	4.057	11	0	38	157	45	2	1
18	420	4	4.156	8	1	24	160	52	6	0
In	**3,510**	**36**	**36.588**		**18**	**383**	**1,309**	**411**	**53**	**13**
Total	**7,020**	**72**	**72.921**		**25**	**721**	**2,750**	**783**	**79**	**16**

*Holes ranked from 1 (most difficult) to 18 (least difficult)

Scoring Summary

	Below 70	Under Par	Par	Over Par	80 & Over	Course Average	Round Leader	Low Round	Gary Player
Round 1	9	21	6	51	4	73.705	Jim Colbert (67)	Jim Colbert (67)	T16
Round 2	9	29	9	39	5	73.325	Dave Stockton (137)	Dave Stockton (66)	T16
Round 3	8	19	8	17	0	72.182	Dave Stockton (207)	Gary Player (66)	T2
Round 4	7	22	6	16	0	71.568	Gary Player (278)	Maurice Bembridge (64)	1
All Rounds	**33**	**91**	**29**	**123**	**9**	**72.922**			

1973 MASTERS TOURNAMENT
APRIL 5-9, 1973

Cut: 57 players at seven-over-par 151 from a starting field of 82
Weather: Third round postponed at 11:55 a.m. after a 75-minute delay. Two-tee start on Sunday. Monday finish.
Summary: Tied for the lead after the second round, and trailing by four strokes after 54 holes, Tommy Aaron closed quickly with a 68 Monday to win by one stroke over J.C. Snead.

PLAYER	POSITION	SCORES	TOTAL	PRIZE MONEY	STATUS
Tommy Aaron	1	68 73 74 68	283	$30,000	
Gold Medal: Winner					
Bas-Relief Sterling Silver Replica of Masters Trophy: Winner					
Silver Box Engraved with Players' Names: Winner					
Crystal Vase: Day's Low Score (68), Round 1					
J. C. Snead	2	70 71 73 70	284	$22,500	
Silver Medal: Runner-up					
Jim Jamieson	T3	73 71 70 71	285	$12,500	
Jack Nicklaus	T3	69 77 73 66	285	$12,500	
Crystal Vase: Day's Low Score (66), Round 4					
Peter Oosterhuis (England)	T3	73 70 68 74	285	$12,500	
Crystal Vase: Day's Low Score (68), Round 3					
Pair of Crystal Goblets: Eagle, Round 3, Hole 2					
Bob Goalby	T6	73 70 71 74	288	$6,250	
Johnny Miller	T6	75 69 71 73	288	$6,250	
Bruce Devlin (Australia)	T8	73 72 72 72	289	$4,250	
Masashi Ozaki (Japan)	T8	69 74 73 73	289	$4,250	
Gay Brewer	T10	75 66 74 76	291	$3,425	
Crystal Vase: Day's Low Score (66), Round 2					
Pair of Crystal Goblets: Eagle, Round 2, Hole 2					
Gardner Dickinson Jr.	T10	74 70 72 75	291	$3,425	
Pair of Crystal Goblets: Eagle, Round 2, Hole 13					
Don January	T10	75 71 75 70	291	$3,425	
Juan Rodriguez	T10	72 70 73 76	291	$3,425	
Hubert Green	T14	72 74 75 71	292	$3,000	
Mason Rudolph	T14	72 72 77 71	292	$3,000	
Dave Stockton	T14	72 74 71 75	292	$3,000	
Billy Casper	T17	75 73 72 73	293	$2,550	
Bob Dickson	T17	70 71 76 76	293	$2,550	
Pair of Crystal Goblets: Eagle, Round 2, Hole 13					
Lou Graham	T17	77 73 72 71	293	$2,550	
Pair of Crystal Goblets: Eagle, Round 3, Hole 13					
Babe Hiskey	T17	74 73 72 74	293	$2,550	
Pair of Crystal Goblets: Eagle, Round 1, Hole 15					
Gene Littler	T17	77 72 71 73	293	$2,550	
Kermit Zarley	T17	74 71 77 71	293	$2,550	
Phil Rodgers	23	71 75 75 73	294	$2,200	
Pair of Crystal Goblets: Eagle, Round 1, Hole 2					
Frank Beard	T24	73 75 71 76	295	$2,100	
Ben Crenshaw	T24	73 72 74 76	295		Amateur
Silver-Gold Cup: Low Amateur					
Gold Medal: Low Amateur					
Silver Box Engraved with Amateurs' Names: Low Amateur					
Pair of Crystal Goblets: Eagle, Round 2, Hole 8					
Paul Harney	T24	77 71 74 73	295	$2,100	

1973 Masters Tournament (Continued)

PLAYER	POSITION	SCORES	TOTAL	PRIZE MONEY	STATUS
Bobby Nichols	T24	79 72 76 68	295	$2,100	
Pair of Crystal Goblets: Eagle, Round 4, Hole 15					
Arnold Palmer	T24	77 72 76 70	295	$2,100	
Robert J. Charles (New Zealand)	T29	74 70 74 78	296	$1,750	
Charles Coody	T29	74 73 79 70	296	$1,750	
David Graham (Australia)	T29	72 74 77 73	296	$1,750	
Sam Snead	T29	74 76 73 73	296	$1,750	
Lanny Wadkins	T29	75 74 71 76	296	$1,750	
Marvin M. Giles III	T34	78 71 72 76	297		Amateur
Silver Medal: Low Amateur Runner-up					
Steve Melnyk	T34	72 74 79 72	297	$1,750	
Tom Weiskopf	T34	77 71 75 74	297	$1,750	
Rod Funseth	T37	73 75 74 76	298	$1,675	
Al Geiberger	T37	75 76 77 70	298	$1,675	
Dave Hill	T37	77 70 76 75	298	$1,675	
Grier Jones	T37	71 72 77 78	298	$1,675	
Art Wall	T37	79 69 74 76	298	$1,675	
Martin West III	T37	75 70 77 76	298		Amateur
George Archer	T43	73 74 74 78	299	$1,675	
Miller Barber	T43	78 72 80 69	299	$1,675	
Jim Colbert	T43	74 72 76 77	299	$1,675	
Bruce Crampton (Australia)	T43	74 74 77 74	299	$1,675	
Lu Liang-Huan (Chinese Taipei)	T43	74 72 75 78	299	$1,675	
Bob Lunn	T43	76 74 72 77	299	$1,675	
Cesar Sanudo	T43	72 75 76 76	299	$1,675	
Lee Trevino	T43	74 75 75 75	299	$1,675	
Roberto De Vicenzo (Argentina)	T51	74 74 78 74	300	$1,600	
Takaaki Kono (Japan)	T51	74 74 78 74	300	$1,600	
Bert Yancey	T51	75 74 74 77	300	$1,600	
Raymond Floyd	54	76 73 75 77	301	$1,600	
Don Massengale	55	74 74 76 78	302	$1,600	
Jerry Heard	56	76 75 72 80	303	$1,600	
John Schlee	57	76 73 74 82	305	$1,600	
Bud Allin		76 76	152	$1,000	
Deane R. Beman		77 75	152	$1,000	
Gary Cowan (Canada)		74 78	152		Amateur
Tony Jacklin (England)		77 75	152	$1,000	
Hahn Chang Sang (Korea)		77 75	152	$1,000	
Bob Shaw (Australia)		74 78	152	$1,000	
Jerry McGee		81 72	153	$1,000	
Julius Boros		75 79	154	$1,000	
Doug Ford		76 78	154	$1,000	
Michael P. Killian		79 76	155		Amateur
Bobby Mitchell		81 74	155	$1,000	
Brian Barnes (England)		79 77	156	$1,000	
George Knudson (Canada)		79 77	156	$1,000	
Mike Hill		79 78	157	$1,000	
Jim Simons		79 78	157	$1,000	
Douglas S. Ballenger		81 77	158		Amateur
Homero Blancas Jr.		81 77	158	$1,000	
Orville Moody		81 77	158	$1,000	
DeWitt Weaver		81 77	158	$1,000	
Guy Hunt (England)		78 81	159	$1,000	

1973 Masters Tournament (Continued)

PLAYER	POSITION	SCORES	TOTAL	PRIZE MONEY	STATUS
Doug Sanders		83 78	161	$1,000	
Ralph Guldahl		82 80	162	$1,000	
Charles W. Harrison		81 81	162		Amateur
Trevor Homer (England)		81 88	169		Amateur
Gene Sarazen		88 86	174	$1,000	
TOTAL				**$224,825**	

1973 Cumulative Course Statistics

Hole	Yards	Par	Average	Rank*	Eagles	Birdies	Pars	Bogeys	Double Bogeys	Other
1	400	4	4.176	9	0	25	188	56	9	0
2	555	5	4.762	18	3	96	148	28	1	2
3	355	4	4.014	15	0	42	192	42	2	0
4	220	3	3.320	T5	0	14	167	91	6	0
5	450	4	4.327	T3	0	7	175	94	2	0
6	190	3	3.100	12	0	32	191	50	5	0
7	365	4	4.320	T5	0	18	164	86	9	1
8	530	5	4.812	16	1	79	171	26	0	1
9	420	4	4.158	10	0	25	190	57	6	0
Out	**3,485**	**36**	**36.992**		**4**	**338**	**1,586**	**530**	**40**	**4**
10	470	4	4.327	T3	0	18	163	86	10	1
11	445	4	4.370	1	0	7	184	67	18	2
12	155	3	3.356	2	0	26	160	66	22	4
13	475	5	4.780	17	3	99	142	28	4	2
14	420	4	4.179	8	0	17	195	65	1	0
15	520	5	5.089	13	2	52	163	45	12	4
16	190	3	3.068	14	0	37	189	48	4	0
17	400	4	4.154	11	0	31	178	64	5	0
18	420	4	4.258	7	0	22	172	74	10	0
In	**3,495**	**36**	**37.586**		**5**	**309**	**1,546**	**543**	**86**	**13**
Total	**6,980**	**72**	**74.579**		**9**	**647**	**3,132**	**1,073**	**126**	**17**

*Holes ranked from 1 (most difficult) to 18 (least difficult)

Scoring Summary

	Below 70	Under Par	Par	Over Par	80 & Over	Course Average	Round Leader	Low Round	Tommy Aaron
Round 1	3	7	7	68	11	75.585	Tommy Aaron (68)	Tommy Aaron (68)	1
Round 2	3	18	11	53	5	74.171	Bob Dickson (141) Gay Brewer (141) J. C. Snead (141) Tommy Aaron (141)	Gay Brewer (66)	T1
Round 3	1	8	8	41	1	74.298	Peter Oosterhuis (211)	Peter Oosterhuis (68)	T5
Round 4	4	14	2	41	2	74.000	Tommy Aaron (283)	Jack Nicklaus (66)	1
All Rounds	**11**	**47**	**28**	**203**	**19**	**74.579**			

1972 MASTERS TOURNAMENT
APRIL 6-9, 1972

Cut: 47 players at seven-over-par 151 from a starting field of 84

Summary: Jack Nicklaus joined Arnold Palmer as the Tournament's only four-time winners after scoring 286 over 72 holes. Nicklaus' score was the only subpar four-day total, and he became the Tournament's third wire-to-wire champion.

PLAYER	POSITION	SCORES	TOTAL	PRIZE MONEY	STATUS
Jack Nicklaus	1	68 71 73 74	286	$25,000	
Gold Medal: Winner					
Bas-Relief Sterling Silver Replica of Masters Trophy: Winner					
Silver Box Engraved with Players' Names: Winner					
Crystal Vase: Day's Low Score (68), Round 1					
Pair of Crystal Goblets: Eagle, Round 1, Hole 15					
Bruce Crampton (Australia)	T2	72 75 69 73	289	$15,833	
Silver Medal: Runner-up					
Crystal Vase: Day's Low Score (69), Round 3					
Pair of Crystal Goblets: Eagle, Round 3, Hole 13					
Bobby Mitchell	T2	73 72 71 73	289	$15,833	
Silver Medal: Runner-up					
Tom Weiskopf	T2	74 71 70 74	289	$15,833	
Silver Medal: Runner-up					
Homero Blancas Jr.	T5	76 71 69 74	290	$6,200	
Crystal Vase: Day's Low Score (69), Round 3					
Bruce Devlin (Australia)	T5	74 75 70 71	290	$6,200	
Crystal Vase: Day's Low Score (71), Round 4					
Jerry Heard	T5	73 71 72 74	290	$6,200	
Jim Jamieson	T5	72 70 71 77	290	$6,200	
Jerry McGee	T5	73 74 71 72	290	$6,200	
Gary Player (South Africa)	T10	73 75 72 71	291	$3,600	
Crystal Vase: Day's Low Score (71), Round 4					
Dave Stockton	T10	76 70 74 71	291	$3,600	
Crystal Vase: Day's Low Score (71), Round 4					
George Archer	T12	73 75 72 72	292	$3,100	
Charles Coody	T12	73 70 74 75	292	$3,100	
Crystal Trophy Cup: Hole-in-One, Round 1, Hole 6					
Al Geiberger	T12	76 70 74 72	292	$3,100	
Pair of Crystal Goblets: Eagle, Round 3, Hole 13					
Steve Melnyk	T12	72 72 74 74	292	$3,100	
Pair of Crystal Goblets: Eagle, Round 3, Hole 15					
Bert Yancey	T12	72 69 76 75	292	$3,100	
Crystal Vase: Day's Low Score (69), Round 2					
Billy Casper	T17	75 71 74 74	294	$2,750	
Bob Goalby	T17	73 76 72 73	294	$2,750	
Ben Crenshaw	T19	73 74 74 74	295		Amateur
Silver-Gold Cup: Low Amateur					
Gold Medal: Low Amateur					
Silver Box Engraved with Amateurs' Names: Low Amateur					
Takaaki Kono (Japan)	T19	76 72 73 74	295	$2,500	
Pair of Crystal Goblets: Eagle, Round 2, Hole 2					
Pair of Crystal Goblets: Eagle, Round 4, Hole 15					
Lanny Wadkins	T19	72 72 77 74	295	$2,500	
Robert J. Charles (New Zealand)	T22	72 76 74 74	296	$2,160	
Roberto De Vicenzo (Argentina)	T22	75 69 76 76	296	$2,160	
Crystal Vase: Day's Low Score (69), Round 2					
Pair of Crystal Goblets: Eagle, Round 4, Hole 13					
Gardner Dickinson Jr.	T22	77 72 73 74	296	$2,160	

1972 Masters Tournament (Continued)

PLAYER	POSITION	SCORES	TOTAL	PRIZE MONEY	STATUS
Hubert Green	T22	75 74 74 73	296	$2,160	
Paul Harney	T22	71 69 75 81	296	$2,160	
Crystal Vase: Day's Low Score (69), Round 2					
Pair of Crystal Goblets: Eagle, Round 2, Hole 13					
Tony Jacklin (England)	T27	72 76 75 74	297	$1,750	
Tom Kite	T27	74 74 76 73	297		Amateur
Silver Medal: Low Amateur Runner-up					
Sam Snead	T27	69 75 76 77	297	$1,750	
J. C. Snead	30	74 77 72 75	298	$1,750	
Charles H. Greene	T31	75 75 77 72	299	$1,750	
Bobby Nichols	T31	72 71 80 76	299	$1,750	
Harry Bannerman (Scotland)	T33	78 72 72 78	300	$1,675	
Grier Jones	T33	73 75 76 76	300	$1,675	
Arnold Palmer	T33	70 75 74 81	300	$1,675	
Pair of Crystal Goblets: Eagle, Round 2, Hole 15					
Lee Trevino	T33	75 76 77 72	300	$1,675	
Pair of Crystal Goblets: Eagle, Round 4, Hole 15					
Lu Liang-Huan (Chinese Taipei)	37	75 72 80 74	301	$1,675	
Gibby Gilbert	T38	72 76 74 81	303	$1,675	
Pair of Crystal Goblets: Eagle, Round 1, Hole 15					
Peter Oosterhuis (England)	T38	74 76 80 73	303	$1,675	
Pair of Crystal Goblets: Eagle, Round 1, Hole 13					
Ken Still	40	74 77 77 76	304	$1,675	
Frank Beard	T41	72 79 79 76	306	$1,600	
Jim Simons	T41	71 79 76 80	306		Amateur
James C. McLean	T43	75 75 78 79	307		Amateur
Bob Murphy Jr.	T43	75 76 77 79	307	$1,600	
Larry Hinson	T45	77 74 79 78	308	$1,600	
Pair of Crystal Goblets: Eagle, Round 1, Hole 13					
Bob Rosburg	T45	74 73 83 78	308	$1,600	
Pair of Crystal Goblets: Eagle, Round 1, Hole 13					
DeWitt Weaver	47	74 76 81 79	310	$1,600	
Richard A Bendall Jr.		77 75	152		Amateur
Pair of Crystal Goblets: Eagle, Round 2, Hole 8					
Julius Boros		77 75	152	$1,000	
Hale Irwin		81 71	152	$1,000	
Don January		75 77	152	$1,000	
Johnny Miller		76 76	152	$1,000	
Mason Rudolph		74 78	152	$1,000	
Art Wall		77 75	152	$1,000	
Tommy Bolt		76 77	153	$1,000	
Juan Rodriguez		74 79	153	$1,000	
Tommy Aaron		78 76	154	$1,000	
Doug Ford		76 78	154	$1,000	
Labron Harris Jr.		79 75	154	$1,000	
Dave Hill		76 78	154	$1,000	
Masashi Ozaki (Japan)		74 80	154	$1,000	
Eddie Pearce		79 75	154		Amateur
Bobby Cole (South Africa)		78 77	155	$1,000	
Dave Eichelberger		78 77	155	$1,000	
David Graham (Australia)		76 79	155	$1,000	
Yung-Yo Hsieh (Chinese Taipei)		79 76	155	$1,000	
Dick Lotz		77 78	155	$1,000	
Marvin M. Giles III		78 78	156		Amateur
Pair of Crystal Goblets: Eagle, Round 1, Hole 2					
Miller Barber		75 82	157	$1,000	

1972 Masters Tournament (Continued)

PLAYER	POSITION	SCORES	TOTAL	PRIZE MONEY	STATUS
Jim Colbert		74 83	157	$1,000	
Ramon Sota (Spain)		78 79	157	$1,000	
Martin West III		80 77	157		Amateur
Gary Cowan (Canada)		76 82	158		Amateur
Raymond Floyd		76 82	158	$1,000	
Gene Sarazen		79 79	158	$1,000	
Thomas J. Culligan III		78 81	159		Amateur
James R. Gabrielsen		81 78	159		Amateur
Herman Keiser		80 79	159	$1,000	
William Hyndman III		75 85	160		Amateur
Orville Moody		80 81	161	$1,000	
Brian Barnes (England)		85 80	165	$1,000	
John Farquhar		84 81	165		Amateur
Ralph Guldahl		89 80	169	$1,000	
William C. Campbell	Withdrew	75	75		Amateur
TOTAL				$204,649	

1972 Cumulative Course Statistics

Hole	Yards	Par	Average	Rank*	Eagles	Birdies	Pars	Bogeys	Double Bogeys	Other
1	400	4	4.236	8	0	20	168	66	8	0
2	555	5	4.843	17	2	72	157	28	2	1
3	355	4	4.110	14	0	35	170	50	7	0
4	220	3	3.298	7	0	16	161	78	3	3
5	450	4	4.363	3	0	8	159	86	7	1
6	190	3	3.114	13	1	27	178	51	4	0
7	365	4	4.402	2	0	14	145	88	12	2
8	530	5	4.904	16	1	65	157	35	2	1
9	420	4	4.153	11	0	24	174	62	1	0
Out	**3,485**	**36**	**37.428**		**4**	**281**	**1,469**	**544**	**46**	**8**
10	470	4	4.329	6	0	13	153	91	4	0
11	445	4	4.344	4	0	13	164	67	15	2
12	155	3	3.490	1	0	27	122	77	31	4
13	475	5	4.842	18	7	89	117	37	8	3
14	420	4	4.195	9	0	22	166	73	0	0
15	520	5	4.988	15	6	58	146	37	12	2
16	190	3	3.145	12	0	27	174	55	5	0
17	400	4	4.180	10	0	23	173	60	5	0
18	420	4	4.337	5	0	20	143	89	8	1
In	**3,495**	**36**	**37.854**		**13**	**292**	**1,358**	**586**	**88**	**12**
Total	**6,980**	**72**	**75.282**		**17**	**573**	**2,827**	**1,130**	**134**	**20**

*Holes ranked from 1 (most difficult) to 18 (least difficult)

Scoring Summary

	Below 70	Under Par	Par	Over Par	80 & Over	Course Average	Round Leader	Low Round	Jack Nicklaus
Round 1	2	5	10	69	8	75.405	Jack Nicklaus (68)	Jack Nicklaus (68)	1
Round 2	3	14	7	62	11	75.590	Jack Nicklaus (139)	Bert Yancey (69) Paul Harney (69) Roberto De Vicenzo (69)	1
Round 3	2	7	6	34	5	74.745	Jack Nicklaus (212)	Bruce Crampton (69) Homero Blancas Jr. (69)	1
Round 4	0	3	5	39	4	75.021	Jack Nicklaus (286)	Bruce Devlin (71) Dave Stockton (71) Gary Player (71)	1
All Rounds	**7**	**29**	**28**	**204**	**28**	**75.276**			

1971 MASTERS TOURNAMENT
APRIL 8-11, 1971

Cut: 48 players at six-over-par 150 from a starting field of 77

Summary: Charles Coody birdied hole Nos. 15 and 16 to defeat charging Johnny Miller and Jack Nicklaus by two strokes. Through his 68th hole, Miller led the field by two strokes.

PLAYER	POSITION	SCORES	TOTAL	PRIZE MONEY	STATUS
Charles Coody	1	66 73 70 70	279	$25,000	
Gold Medal: Winner					
Bas-Relief Sterling Silver Replica of Masters Trophy: Winner					
Silver Box Engraved with Players' Names: Winner					
Crystal Vase: Day's Low Score (66), Round 1					
Johnny Miller	T2	72 73 68 68	281	$17,500	
Silver Medal: Runner-up					
Crystal Vase: Day's Low Score (68), Round 3					
Crystal Vase: Day's Low Score (68), Round 4					
Jack Nicklaus	T2	70 71 68 72	281	$17,500	
Silver Medal: Runner-up					
Crystal Vase: Day's Low Score (68), Round 3					
Don January	T4	69 69 73 72	283	$9,050	
Crystal Vase: Day's Low Score (69), Round 2					
Pair of Crystal Goblets: Eagle, Round 1, Hole 2					
Gene Littler	T4	72 69 73 69	283	$9,050	
Crystal Vase: Day's Low Score (69), Round 2					
Gary Player (South Africa)	T6	72 72 71 69	284	$5,600	
Ken Still	T6	72 71 72 69	284	$5,600	
Tom Weiskopf	T6	71 69 72 72	284	$5,600	
Crystal Vase: Day's Low Score (69), Round 2					
Frank Beard	T9	74 73 69 70	286	$3,767	
Pair of Crystal Goblets: Eagle, Round 4, Hole 13					
Roberto De Vicenzo (Argentina)	T9	76 69 72 69	286	$3,767	
Crystal Vase: Day's Low Score (69), Round 2					
Dave Stockton	T9	72 73 69 72	286	$3,767	
Pair of Crystal Goblets: Eagle, Round 4, Hole 15					
Charles H. Greene	12	73 73 71 70	287	$3,300	
Pair of Crystal Goblets: Eagle, Round 4, Hole 15					
Billy Casper	T13	72 73 71 72	288	$3,000	
Pair of Crystal Goblets: Eagle, Round 2, Hole 13					
Bruce Devlin (Australia)	T13	72 70 72 74	288	$3,000	
Raymond Floyd	T13	69 75 73 71	288	$3,000	
Pair of Crystal Goblets: Eagle, Round 1, Hole 13					
Pair of Crystal Goblets: Eagle, Round 3, Hole 13					
Hale Irwin	T13	69 72 71 76	288	$3,000	
Pair of Crystal Goblets: Eagle, Round 1, Hole 13					
Bob Murphy Jr.	T13	69 70 76 73	288	$3,000	
Bruce Crampton (Australia)	T18	73 72 74 70	289	$2,650	
Pair of Crystal Goblets: Eagle, Round 2, Hole 15					
Arnold Palmer	T18	73 72 71 73	289	$2,650	
Dave Eichelberger	T20	76 71 70 73	290	$2,450	
Orville Moody	T20	79 69 70 72	290	$2,450	
Crystal Vase: Day's Low Score (69), Round 2					
Tommy Aaron	T22	76 72 74 69	291	$2,250	
Bobby Mitchell	T22	72 70 74 75	291	$2,250	
Al Geiberger	T24	73 75 72 72	292	$2,100	
Pair of Crystal Goblets: Eagle, Round 1, Hole 13					
Dick Lotz	T24	77 72 73 70	292	$2,100	

1971 Masters Tournament (Continued)

PLAYER	POSITION	SCORES	TOTAL	PRIZE MONEY	STATUS
Steve Melnyk	T24	73 70 75 74	292		Amateur
Silver-Gold Cup: Low Amateur					
Gold Medal: Low Amateur					
Silver Box Engraved with Amateurs' Names: Low Amateur					
Dale Douglass	T27	70 71 76 76	293	$1,750	
Dave Hill	T27	74 73 70 76	293	$1,750	
Pair of Crystal Goblets: Eagle, Round 3, Hole 15					
Art Wall	T27	71 76 72 74	293	$1,750	
Pair of Crystal Goblets: Eagle, Round 3, Hole 15					
Larry Hinson	T30	75 71 76 72	294	$1,750	
Yung-Yo Hsieh (Chinese Taipei)	T30	75 69 77 73	294	$1,750	
Crystal Vase: Day's Low Score (69), Round 2					
Juan Rodriguez	T30	73 75 71 75	294	$1,750	
Larry Ziegler	T30	73 70 77 74	294	$1,750	
Bob Lunn	34	69 76 81 69	295	$1,675	
Pair of Crystal Goblets: Eagle, Round 4, Hole 15					
George Archer	35	73 74 78 71	296	$1,675	
Bob Goalby	T36	76 73 74 74	297	$1,675	
David Graham (Australia)	T36	75 72 77 73	297	$1,675	
Tony Jacklin (England)	T36	73 76 76 72	297	$1,675	
John Schlee	T36	76 74 73 74	297	$1,675	
Tom Shaw	T36	77 70 74 76	297	$1,675	
Harold R. Henning (South Africa)	41	72 75 77 74	298	$1,600	
Tom Kite	T42	76 74 70 80	300		Amateur
Silver Medal: Low Amateur Runner-up					
John M. Lister (New Zealand)	T42	78 72 75 75	300	$1,600	
Allen Miller	T42	76 73 81 70	300		Amateur
Silver Medal: Low Amateur Runner-up					
Gibby Gilbert	45	72 76 75 79	302	$1,600	
Doug Ford	T46	75 75 77 76	303	$1,600	
Howie Johnson	T46	73 74 82 74	303	$1,600	
Jerry Heard	48	76 74 75 79	304	$1,600	
James R. Gabrielsen		76 75	151		Amateur
Marvin M. Giles III		74 77	151		Amateur
Lou Graham		78 73	151	$1,000	
Takaaki Kono (Japan)		77 74	151	$1,000	
Peter Oosterhuis (England)		72 79	151	$1,000	
Lanny Wadkins		73 78	151		Amateur
Miller Barber		75 77	152	$1,000	
Deane R. Beman		75 77	152	$1,000	
Homero Blancas Jr.		77 75	152	$1,000	
Julius Boros		80 72	152	$1,000	
Charles R. Coe		74 78	152		Amateur
Bert Yancey		71 81	152	$1,000	
Sam Snead		76 77	153	$1,000	
Gay Brewer		79 75	154	$1,000	
Dan Sikes		72 82	154	$1,000	
Richard A. Spears		75 79	154		Amateur
Sukree Onsham (Thailand)		77 78	155	$1,000	
William C. Campbell		78 79	157		Amateur
Jim Simons		83 74	157		Amateur
Robert J. Charles (New Zealand)		77 81	158	$1,000	
Gary Cowan (Canada)		83 75	158		Amateur
Tommy Horton (England)		82 76	158	$1,000	
Terry Wilcox		78 80	158	$1,000	
Joel Goldstrand		82 77	159	$1,000	

1971 Masters Tournament (Continued)

PLAYER	POSITION	SCORES	TOTAL	PRIZE MONEY	STATUS
Ralph Guldahl		79 84	163	$1,000	
Gene Sarazen		83 80	163	$1,000	
Cary Middlecoff	Withdrew	75	75	$1,000	
Herman Keiser	Withdrew	81	81	$1,000	
Claude Harmon	Withdrew			$1,000	
TOTAL				**$197,976**	

1971 Cumulative Course Statistics

Hole	Yards	Par	Average	Rank*	Eagles	Birdies	Pars	Bogeys	Double Bogeys	Other
1	400	4	4.113	10	0	24	174	46	3	0
2	555	5	4.773	15	1	76	150	18	2	0
3	355	4	4.024	14	0	39	163	45	0	0
4	220	3	3.259	5	0	17	156	68	5	1
5	450	4	4.331	3	0	11	155	70	10	1
6	190	3	3.044	13	0	34	171	39	3	0
7	365	4	4.194	8	0	31	148	60	5	3
8	530	5	4.728	17	0	92	130	25	0	0
9	420	4	4.093	12	0	32	161	53	1	0
Out	**3,485**	**36**	**36.562**		**1**	**356**	**1,408**	**424**	**29**	**5**
10	470	4	4.410	2	0	11	134	91	9	1
11	445	4	4.276	4	0	14	167	50	14	1
12	155	3	3.471	1	0	26	134	48	25	13
13	475	5	4.715	18	6	104	96	36	3	1
14	420	4	4.195	7	0	22	156	66	2	0
15	520	5	4.772	16	6	82	133	15	7	3
16	190	3	3.093	11	0	28	173	40	4	1
17	400	4	4.170	9	0	21	169	49	7	0
18	420	4	4.256	6	0	16	156	70	3	1
In	**3,495**	**36**	**37.361**		**12**	**324**	**1,318**	**465**	**74**	**21**
Total	**6,980**	**72**	**73.924**		**13**	**680**	**2,726**	**889**	**103**	**26**

***Holes ranked from 1 (most difficult) to 18 (least difficult)**

Scoring Summary

	Below 70	Under Par	Par	Over Par	80 & Over	Course Average	Round Leader	Low Round	Charles Coody
Round 1	6	11	12	53	7	74.632	Charles Coody (66)	Charles Coody (66)	1
Round 2	6	17	9	48	6	74.108	Don January (138)	Don January (69) Gene Littler (69) Orville Moody (69) Roberto De Vicenzo (69) Tom Weiskopf (69) Yung-Yo Hsieh (69)	T2
Round 3	4	15	6	27	3	73.500	Charles Coody (209) Jack Nicklaus (209)	Jack Nicklaus (68) Johnny Miller (68)	T1
Round 4	7	15	9	24	1	72.750	Charles Coody (279)	Johnny Miller (68)	1
All Rounds	**23**	**58**	**36**	**152**	**17**	**73.886**			

1970 MASTERS TOURNAMENT
APRIL 9-13, 1970 (18-HOLE PLAYOFF)

Cut: 48 players at six-over-par 150 from a starting field of 83

Summary: After leading the first three rounds the previous year, Billy Casper defeated Gene Littler 69-74 in the Tournament's final 18-hole playoff. Casper scored a final-round 71 for a nine-under-par total for the Tournament.

PLAYER	POSITION	SCORES	TOTAL	PRIZE MONEY	STATUS
Billy Casper	1	72 68 68 71	279	$25,000	Playoff
Gold Medal: Winner					
Bas-Relief Sterling Silver Replica of Masters Trophy: Winner					
Silver Cigarette Box Engraved with Players' Names: Winner					
Crystal Vase: Day's Low Score (68), Round 2					
Gene Littler	2	69 70 70 70	279	$17,500	Playoff
Silver Medal: Runner-up					
Gary Player (South Africa)	3	74 68 68 70	280	$14,000	
Crystal Vase: Day's Low Score (68), Round 2					
Pair of Crystal Goblets: Eagle, Round 3, Hole 2					
Bert Yancey	4	69 70 72 70	281	$10,000	
Tommy Aaron	T5	68 74 69 72	283	$6,667	
Crystal Vase: Day's Low Score (68), Round 1					
Pair of Crystal Goblets: Eagle, Round 3, Hole 8					
Dave Hill	T5	73 70 70 70	283	$6,667	
Dave Stockton	T5	72 72 69 70	283	$6,667	
Jack Nicklaus	8	71 75 69 69	284	$4,500	
Pair of Crystal Goblets: Eagle, Round 3, Hole 15					
Pair of Crystal Goblets: Eagle, Round 4, Hole 2					
Frank Beard	9	71 76 68 70	285	$4,000	
Pair of Crystal Goblets: Eagle, Round 3, Hole 2					
Bob Lunn	T10	70 70 75 72	287	$3,500	
Juan Rodriguez	T10	70 76 73 68	287	$3,500	
Charles Coody	T12	70 74 67 77	288	$3,000	
Crystal Vase: Day's Low Score (67), Round 3					
Charles H. Greene	T12	75 71 70 72	288	$3,000	
Tony Jacklin (England)	T12	73 74 70 71	288	$3,000	
Don January	T12	76 73 69 70	288	$3,000	
Pair of Crystal Goblets: Eagle, Round 4, Hole 15					
Takaaki Kono (Japan)	T12	75 68 71 74	288	$3,000	
Crystal Vase: Day's Low Score (68), Round 2					
Pair of Crystal Goblets: Eagle, Round 3, Hole 1					
Robert J. Charles (New Zealand)	17	75 71 71 72	289	$2,700	
Howie Johnson	T18	75 71 73 71	290	$2,500	
Dick Lotz	T18	74 72 72 72	290	$2,500	
Orville Moody	T18	73 72 71 74	290	$2,500	
Miller Barber	T21	76 73 77 65	291	$2,250	
Crystal Vase: Day's Low Score (65), Round 4					
Terry Wilcox	T21	79 70 70 72	291	$2,250	
Deane R. Beman	T23	74 72 72 74	292	$2,020	
Julius Boros	T23	75 71 74 72	292	$2,020	
Pair of Crystal Goblets: Eagle, Round 4, Hole 13					
Charles R. Coe	T23	74 71 72 75	292		Amateur
Silver-Gold Cup: Low Amateur					
Gold Medal: Low Amateur					
Silver Cigarette Box Engraved with Amateurs' Names: Low Amateur					
Bob Murphy Jr.	T23	78 70 73 71	292	$2,020	
Sam Snead	T23	76 73 71 72	292	$2,020	

1970 Masters Tournament (Continued)

PLAYER	POSITION	SCORES	TOTAL	PRIZE MONEY	STATUS
Tom Weiskopf	T23	73 73 72 74	292	$2,020	
Yung-Yo Hsieh (China)	T29	75 75 69 74	293	$1,650	
Jimmy Wright	T29	75 72 71 75	293	$1,650	
George Archer	T31	73 72 74 75	294	$1,650	
Gay Brewer	T31	78 70 72 74	294	$1,650	
Pair of Crystal Goblets: Eagle, Round 1, Hole 2					
Pair of Crystal Goblets: Eagle, Round 3, Hole 2					
Pair of Crystal Goblets: Eagle, Round 4, Hole 13					
Bruce Devlin (Australia)	T31	72 74 78 70	294	$1,650	
Larry Hinson	T31	72 72 71 79	294	$1,650	
Ken Still	T31	74 73 74 73	294	$1,650	
Arnold Palmer	T36	75 73 74 73	295	$1,575	
Dan Sikes	T36	70 77 71 77	295	$1,575	
Maurice Bembridge (England)	T38	77 72 70 77	296	$1,575	
Bruce Crampton (Australia)	T38	75 71 75 75	296	$1,575	
Dale Douglass	T38	76 74 72 74	296	$1,575	
Marvin M. Giles III	T38	78 72 72 74	296		Amateur
Silver Medal: Low Amateur Runner-up					
Grier Jones	T38	73 75 73 75	296	$1,575	
Steve Melnyk	43	73 76 71 77	297		Amateur
Bob Rosburg	44	77 73 75 73	298	$1,500	
Al Geiberger	T45	73 77 74 75	299	$1,500	
George Knudson (Canada)	T45	73 72 78 76	299	$1,500	
Pair of Crystal Goblets: Eagle, Round 4, Hole 15					
Richard H. Sikes	47	70 75 77 78	300	$1,500	
Dean Refram	48	76 74 78 75	303	$1,500	
Roberto De Vicenzo (Argentina)		78 73	151	$1,000	
Bernard Gallacher (Scotland)		77 74	151	$1,000	
Harold R. Henning (South Africa)		74 77	151	$1,000	
George Henry		77 74	151	$1,000	
Dave Marr		75 76	151	$1,000	
Lanny Wadkins		79 72	151		Amateur
Raymond Floyd		76 76	152	$1,000	
William Hyndman III		76 76	152		Amateur
Mason Rudolph		76 76	152	$1,000	
Edgar R. Updegraff		78 74	152		Amateur
Art Wall		76 76	152	$1,000	
Kermit Zarley		74 78	152	$1,000	
Lionel Hebert		75 78	153	$1,000	
Cary Middlecoff		78 75	153	$1,000	
Tom Watson		77 76	153		Amateur
Peter J. Butler (England)		82 72	154	$1,000	
John Farquhar		74 80	154		Amateur
Larry Ziegler		76 78	154	$1,000	
Homero Blancas Jr.		81 74	155	$1,000	
Doug Ford		76 79	155	$1,000	
Bob Goalby		77 78	155	$1,000	
Gene Sarazen		81 74	155	$1,000	
Robert Zender		77 78	155		Amateur
Joe Inman		77 79	156		Amateur
Richard L. Siderowf		80 76	156		Amateur
Allen Miller		81 76	157		Amateur
Phil Rodgers		78 79	157	$1,000	
Jack Burke Jr.		78 80	158	$1,000	
Herman Keiser		79 79	158	$1,000	
John Bohmann		81 78	159		Amateur

1970 Masters Tournament (Continued)

PLAYER	POSITION	SCORES	TOTAL	PRIZE MONEY	STATUS
Roberto Bernardini (Italy)		80 80	160	$1,000	
Michael F. Bonallack (England)		75 86	161		Amateur
Sukree Onsham (Thailand)		78 84	162	$1,000	
Ralph Guldahl		84 83	167	$1,000	
Henry Picard	Withdrew			$1,000	
TOTAL				**$194,301**	

1970 Cumulative Course Statistics

Hole	Yards	Par	Average	Rank*	Eagles	Birdies	Pars	Bogeys	Double Bogeys	Other
1	400	4	4.183	9	1	22	169	66	3	0
2	555	5	4.789	16	5	85	136	30	5	0
3	355	4	4.011	14	0	39	181	40	1	0
4	220	3	3.237	5	0	21	168	62	9	1
5	450	4	4.256	4	0	15	171	70	3	2
6	190	3	3.164	10	0	23	174	62	2	0
7	365	4	4.218	7	0	31	149	75	5	1
8	530	5	4.777	17	1	80	159	19	1	1
9	420	4	4.137	11	0	22	184	52	3	0
Out	**3,485**	**36**	**36.777**		**7**	**338**	**1,491**	**476**	**32**	**5**
10	470	4	4.360	1	0	19	146	79	17	0
11	445	4	4.321	2	0	18	158	72	10	3
12	155	3	3.226	6	0	40	150	51	15	5
13	475	5	4.743	18	2	106	117	30	5	1
14	420	4	4.203	8	0	23	167	66	5	0
15	520	5	4.885	15	3	66	155	33	3	1
16	190	3	3.099	T12	0	25	193	36	6	1
17	400	4	4.099	T12	0	37	165	55	4	0
18	420	4	4.276	3	0	19	163	68	8	2
In	**3,495**	**36**	**37.215**		**5**	**353**	**1,414**	**490**	**73**	**13**
Total	**6,980**	**72**	**73.993**		**12**	**691**	**2,905**	**966**	**105**	**18**

*Holes ranked from 1 (most difficult) to 18 (least difficult)

Scoring Summary

	Below 70	Under Par	Par	Over Par	80 & Over	Course Average	Round Leader	Low Round	Billy Casper
Round 1	3	10	4	68	8	75.317	Tommy Aaron (68)	Tommy Aaron (68)	T11
Round 2	3	16	12	54	6	74.402	Bert Yancey (139) Gene Littler (139)	Billy Casper (68) Takaaki Kono (68) Gary Player (68)	T3
Round 3	9	23	8	17	0	71.979	Billy Casper (208)	Charles Coody (67)	1
Round 4	3	15	8	25	0	72.896	Billy Casper (279) Gene Littler (279)	Miller Barber (65)	T1
All Rounds	**18**	**64**	**32**	**164**	**14**	**73.965**			



1969 MASTERS TOURNAMENT
APRIL 10-13, 1969

Cut: 48 players at four-over-par 148 from a starting field of 83

Summary: George Archer scored a final-round, even-par 72 for a four-day total 281 to defeat Billy Casper, George Knudson and Tom Weiskopf by one stroke.

PLAYER	POSITION	SCORES	TOTAL	PRIZE MONEY	STATUS
George Archer	1	67 73 69 72	281	$20,000	
Gold Medal: Winner					
Bas-Relief Sterling Silver Replica Masters Trophy: Winner					
Silver Cigarette Box Engraved with Players' Names: Winner					
Pair of Crystal Goblets: Eagle, Round 3, Hole 15					
Billy Casper	T2	66 71 71 74	282	$12,333	
Silver Medal: Runner-up					
Crystal Vase: Day's Low Score (66), Round 1					
George Knudson (Canada)	T2	70 73 69 70	282	$12,333	
Silver Medal: Runner-up					
Tom Weiskopf	T2	71 71 69 71	282	$12,333	
Silver Medal: Runner-up					
Pair of Crystal Goblets: Eagle, Round 1, Hole 13					
Charles Coody	T5	74 68 69 72	283	$6,750	
Crystal Vase: Day's Low Score (68), Round 2					
Pair of Crystal Goblets: Eagle, Round 4, Hole 13					
Don January	T5	74 73 70 66	283	$6,750	
Crystal Vase: Day's Low Score (66), Round 4					
Pair of Crystal Goblets: Eagle, Round 3, Hole 13					
Miller Barber	7	71 71 68 74	284	$5,000	
Crystal Vase: Day's Low Score (68), Round 3					
Tommy Aaron	T8	71 71 73 70	285	$3,600	
Lionel Hebert	T8	69 73 70 73	285	$3,600	
Gene Littler	T8	69 75 70 71	285	$3,600	
Mason Rudolph	11	69 73 74 70	286	$3,200	
Pair of Crystal Goblets: Eagle, Round 2, Hole 13					
Dan Sikes	12	69 71 73 74	287	$3,000	
Bruce Crampton (Australia)	T13	69 73 74 72	288	$2,700	
Al Geiberger	T13	71 71 74 72	288	$2,700	
Harold R. Henning (South Africa)	T13	73 72 71 72	288	$2,700	
Takaaki Kono (Japan)	T13	71 75 68 74	288	$2,700	
Crystal Vase: Day's Low Score (68), Round 3					
Pair of Crystal Goblets: Eagle, Round 4, Hole 17					
Bert Yancey	T13	69 75 71 73	288	$2,700	
Pair of Crystal Goblets: Eagle, Round 3, Hole 13					
Dave Stockton	18	71 71 75 72	289	$2,400	
Frank Beard	T19	72 74 70 74	290	$2,100	
Deane R. Beman	T19	74 73 74 69	290	$2,100	
Bruce Devlin (Australia)	T19	67 70 76 77	290	$2,100	
Pair of Crystal Goblets: Eagle, Round 4, Hole 15					
Dale Douglass	T19	73 72 71 74	290	$2,100	
Lee Trevino	T19	72 74 75 69	290	$2,100	
Jack Burke Jr.	T24	73 72 70 76	291	$1,800	
Dave Hill	T24	75 73 72 71	291	$1,800	
Jack Nicklaus	T24	68 75 72 76	291	$1,800	
Pair of Crystal Goblets: Eagle, Round 1, Hole 15					
Arnold Palmer	27	73 75 70 74	292	$1,450	
Johnny Pott	28	72 72 71 78	293	$1,450	
Roberto Bernardini (Italy)	T29	76 71 72 75	294	$1,450	

1969 Masters Tournament (Continued)

PLAYER	POSITION	SCORES	TOTAL	PRIZE MONEY	STATUS
Robert J. Charles (New Zealand)	T29	70 76 72 76	294	$1,450	
Gardner Dickinson Jr.	T29	73 74 71 76	294	$1,450	
Bobby Nichols	T29	78 69 74 73	294	$1,450	
Don Bies	T33	74 70 70 81	295	$1,425	
Julius Boros	T33	72 73 73 77	295	$1,425	
Pair of Crystal Goblets: Eagle, Round 4, Hole 13					
Gary Player (South Africa)	T33	74 70 75 76	295	$1,425	
Raymond Floyd	T36	73 71 78 74	296	$1,425	
Doug Sanders	T36	72 71 76 77	296	$1,425	
Ken Still	T36	73 75 71 77	296	$1,425	
Kermit Zarley	T36	73 73 76 74	296	$1,425	
Pair of Crystal Goblets: Eagle, Round 4, Hole 8					
Bob Goalby	T40	70 76 76 75	297	$1,400	
Art Wall	T40	70 77 78 72	297	$1,400	
Peter M. Townsend (England)	42	75 71 73 79	298	$1,400	
J. Steve Spray	43	75 72 74 78	299	$1,400	
Bruce Fleisher	44	69 75 73 83	300		Amateur
Silver-Gold Cup: Low Amateur					
Gold Medal: Low Amateur					
Silver Cigarette Box Engraved with Amateurs' Names: Low Amateur					
Mac McLendon	45	72 75 76 80	303	$1,400	
Richard L. Siderowf	46	78 69 80 82	309		Amateur
Silver Medal: Low Amateur Runner-up					
Pair of Crystal Goblets: Eagle, Round 2, Hole 15					
Frank Boynton		76 73	149	$1,000	
Gay Brewer		75 74	149	$1,000	
Marty Fleckman		73 76	149	$1,000	
Rod Funseth		73 76	149	$1,000	
Marvin M. Giles III		80 69	149		Amateur
Tony Jacklin (England)		73 76	149	$1,000	
Bob Lunn		74 75	149	$1,000	
Jerry Pittman		74 75	149	$1,000	
Roberto De Vicenzo (Argentina)		75 75	150	$1,000	
Lou Graham		73 77	150	$1,000	
Brian Huggett (England)		78 72	150	$1,000	
Bob Murphy Jr.		71 79	150	$1,000	
Richard H. Sikes		75 75	150	$1,000	
Rik Massengale		75 76	151		Amateur
Allen Miller		77 74	151		Amateur
Henry Picard		75 76	151	$1,000	
Sam Snead		74 77	151	$1,000	
Tommy Horton (England)		74 78	152	$1,000	
Raul Travieso (Peru)		76 76	152	$1,000	
Hubert Green		76 77	153		Amateur
Jack Weston Lewis Jr.		75 78	153		Amateur
Dave Marr		77 76	153	$1,000	
Peter Thomson (Australia)		78 75	153	$1,000	
Robert Barbarossa		75 79	154		Amateur
Doug Ford		73 81	154	$1,000	
Ramon Sota (Spain)		75 79	154	$1,000	
Michael F. Bonallack (England)		76 79	155		Amateur
Peter J. Butler (England)		77 78	155	$1,000	
Joseph B. Carr (Ireland)		79 76	155		Amateur
Lu Liang-Huan (Chinese Taipei)		80 76	156	$1,000	
Gene Sarazen		78 80	158	$1,000	
John Bohmann		77 82	159		Amateur
Ralph Guldahl		77 83	160	$1,000	

1969 Masters Tournament (Continued)

PLAYER	POSITION	SCORES	TOTAL	PRIZE MONEY	STATUS
Ken Venturi		83 77	160	$1,000	
Herman Keiser	Withdrew	71 77 80	228	$1,000	
Cary Middlecoff	Withdrew	72 76 80	228	$1,000	
Claude Harmon	Withdrew	83	83	$1,000	
TOTAL				**$177,974**	

1969 Cumulative Course Statistics

Hole	Yards	Par	Average	Rank*	Eagles	Birdies	Pars	Bogeys	Double Bogeys	Other
1	400	4	4.169	10	0	22	179	50	8	0
2	555	5	4.876	15	0	67	162	26	3	1
3	355	4	4.131	11	0	21	187	47	4	0
4	220	3	3.227	6	0	18	173	59	9	0
5	450	4	4.289	2	0	16	159	78	5	1
6	190	3	3.030	14	0	40	171	48	0	0
7	365	4	4.247	4	0	17	167	69	6	0
8	530	5	4.826	16	1	72	159	25	2	0
9	420	4	4.092	12	0	24	189	44	2	0
Out	**3,485**	**36**	**36.891**		**1**	**297**	**1,546**	**446**	**39**	**2**
10	470	4	4.277	3	0	19	155	79	6	0
11	445	4	4.231	5	0	24	168	51	15	1
12	155	3	3.370	1	0	21	155	56	20	7
13	475	5	4.737	17	6	95	127	25	4	2
14	420	4	4.185	9	0	23	168	65	3	0
15	520	5	4.594	18	4	131	93	29	1	1
16	190	3	3.073	13	0	28	192	32	6	1
17	400	4	4.204	8	1	19	170	64	5	0
18	420	4	4.220	7	0	21	170	58	10	0
In	**3,495**	**36**	**36.895**		**11**	**381**	**1,398**	**459**	**70**	**12**
Total	**6,980**	**72**	**73.787**		**12**	**678**	**2,944**	**905**	**109**	**14**

*Holes ranked from 1 (most difficult) to 18 (least difficult)

Scoring Summary

	Below 70	Under Par	Par	Over Par	80 & Over	Course Average	Round Leader	Low Round	George Archer
Round 1	11	23	7	53	4	73.530	Billy Casper (66)	Billy Casper (66)	T2
Round 2	4	18	6	58	4	74.341	Billy Casper (137) Bruce Devlin (137)	Charles Coody (68)	T3
Round 3	6	20	4	24	3	72.854	Billy Casper (208)	Miller Barber (68) Takaaki Kono (68)	2
Round 4	3	9	7	30	4	74.239	George Archer (281)	Don January (66)	1
All Rounds	**24**	**70**	**24**	**165**	**15**	**73.788**			

1968 MASTERS TOURNAMENT
APRIL 11-14, 1968

Cut: 52 players at five-over-par 149 from a starting field of 74

Summary: Bob Goalby scored birdies on Nos. 13 and 14, and an eagle on No. 15 to record a final-round 66. It appeared he and Roberto De Vicenzo would hold a playoff, but De Vicenzo returned an incorrect scorecard showing a 4 on No. 17 instead of a birdie 3.

PLAYER	POSITION	SCORES	TOTAL	PRIZE MONEY	STATUS
Bob Goalby	1	70 70 71 66	277	$20,000	
Gold Medal: Winner					
Bas-Relief Sterling Silver Replica of Masters Trophy: Winner					
Silver Cigarette Box Engraved with Players' Names: Winner					
Pair of Crystal Goblets: Eagle, Round 4, Hole 15					
Roberto De Vicenzo (Argentina)	2	69 73 70 66	278	$15,000	
Silver Medal: Runner-up					
Pair of Crystal Goblets: Eagle, Round 4, Hole 1					
Bert Yancey	3	71 71 72 65	279	$10,000	
Crystal Vase: Day's Low Score (65), Round 4					
Bruce Devlin (Australia)	4	69 73 69 69	280	$7,500	
Pair of Crystal Goblets: Eagle, Round 3, Hole 13					
Frank Beard	T5	75 65 71 70	281	$5,500	
Crystal Vase: Day's Low Score (65), Round 2					
Jack Nicklaus	T5	69 71 74 67	281	$5,500	
Pair of Crystal Goblets: Eagle, Round 3, Hole 8					
Tommy Aaron	T7	69 72 72 69	282	$3,460	
Raymond Floyd	T7	71 71 69 71	282	$3,460	
Pair of Crystal Goblets: Eagle, Round 3, Hole 15					
Lionel Hebert	T7	72 71 71 68	282	$3,460	
Jerry Pittman	T7	70 73 70 69	282	$3,460	
Gary Player (South Africa)	T7	72 67 71 72	282	$3,460	
Miller Barber	T12	75 69 68 71	283	$2,850	
Crystal Vase: Day's Low Score (68), Round 3					
Pair of Crystal Goblets: Eagle, Round 2, Hole 15					
Doug Sanders	T12	76 69 70 68	283	$2,850	
Don January	T14	71 68 72 73	284	$2,650	
Pair of Crystal Goblets: Eagle, Round 1, Hole 13					
Pair of Crystal Goblets: Eagle, Round 2, Hole 15					
Mason Rudolph	T14	73 73 72 66	284	$2,650	
Julius Boros	T16	73 71 70 71	285	$2,400	
Billy Casper	T16	68 75 73 69	285	$2,400	
Crystal Vase: Day's Low Score (68), Round 1					
Tom Weiskopf	T16	74 71 69 71	285	$2,400	
Robert J. Charles (New Zealand)	19	75 71 70 70	286	$2,200	
Dave Marr	T20	74 71 71 71	287	$2,050	
Kermit Zarley	T20	70 73 74 70	287	$2,050	
George Archer	T22	75 71 72 70	288	$1,760	
Pair of Crystal Goblets: Eagle, Round 3, Hole 15					
Gardner Dickinson Jr.	T22	74 71 72 71	288	$1,760	
Pair of Crystal Goblets: Eagle, Round 4, Hole 13					
Marvin M. Giles III	T22	71 72 72 73	288		Amateur
Silver-Gold Cup: Low Amateur					
Gold Medal: Low Amateur					
Silver Cigarette Box Engraved with Amateurs' Names: Low Amateur					
Pair of Crystal Goblets: Eagle, Round 3, Hole 13					
Harold R. Henning (South Africa)	T22	72 71 71 74	288	$1,760	

1968 Masters Tournament (Continued)

PLAYER	POSITION	SCORES	TOTAL	PRIZE MONEY	STATUS
Tony Jacklin (England)	T22	69 73 74 72	288	$1,760	
Art Wall	T22	74 74 73 67	288	$1,760	
Jay Hebert	T28	74 71 71 73	289	$1,400	
George Knudson (Canada)	T28	75 71 72 71	289	$1,400	
Charles Coody	T30	76 72 72 70	290	$1,400	
Al Geiberger	T30	76 70 72 72	290	$1,400	
Kel Nagle (Australia)	T30	76 71 72 71	290	$1,400	
Bobby Nichols	T30	74 73 73 70	290	$1,400	
Pair of Crystal Goblets: Eagle, Round 4, Hole 15					
Bob Rosburg	T30	74 73 71 72	290	$1,400	
Gay Brewer	T35	72 74 71 74	291	$1,375	
Chen Ching-Po (Taiwan)	T35	73 76 71 71	291	$1,375	
Malcolm Gregson (England)	T35	76 71 74 70	291	$1,375	
Dan Sikes	T35	73 76 70 72	291	$1,375	
Hideyo Sugimoto (Japan)	T35	71 75 73 72	291	$1,375	
Paul Harney	T40	78 70 70 74	292	$1,375	
Lee Trevino	T40	71 72 69 80	292	$1,375	
Sam Snead	42	73 74 75 71	293	$1,350	
Gene Littler	T43	73 73 76 72	294	$1,350	
Johnny Pott	T43	75 68 75 76	294	$1,350	
Pair of Crystal Goblets: Eagle, Round 2, Hole 13					
Gary Cowan (Canada)	T45	78 71 73 73	295		Amateur
Silver Medal: Low Amateur Runner-up					
Jack Weston Lewis Jr.	T45	78 71 76 70	295		Amateur
Silver Medal: Low Amateur Runner-up					
Pair of Crystal Goblets: Eagle, Round 2, Hole 2					
Don Massengale	T45	76 73 73 73	295	$1,350	
Pair of Crystal Goblets: Eagle, Round 2, Hole 13					
William C. Campbell	T48	74 71 75 76	296		Amateur
Pair of Crystal Goblets: Eagle, Round 1, Hole 13					
Pair of Crystal Goblets: Eagle, Round 4, Hole 13					
Doug Ford	T48	72 75 72 77	296	$1,350	
Dave Hill	T50	79 70 73 75	297	$1,350	
Ken Venturi	T50	75 74 73 75	297	$1,350	
Joseph B. Carr (Ireland)	T52	75 73 80 78	306		Amateur
Peter J. Butler (England)		72 78	150	$1,000	
Wes Ellis Jr.		76 74	150	$1,000	
Herman Keiser		71 79	150	$1,000	
Raul Travieso (Peru)		76 74	150	$1,000	
Don Bies		79 72	151	$1,000	
Tommy Jacobs		77 74	151	$1,000	
Pair of Crystal Goblets: Eagle, Round 2, Hole 15					
Arnold Palmer		72 79	151	$1,000	
Al Balding (Canada)		75 77	152	$1,000	
A. Downing Gray		76 76	152		Amateur
Cary Middlecoff		76 76	152	$1,000	
Pair of Crystal Goblets: Eagle, Round 2, Hole 13					
Doug Olson		78 74	152		Amateur
Richard H. Sikes		75 77	152	$1,000	
Jack Burke Jr.		79 74	153	$1,000	
Tommy Horton (England)		78 75	153	$1,000	
Jacky Cupit		77 77	154	$1,000	
Pair of Crystal Goblets: Eagle, Round 2, Hole 13					
E.J. Harrison		81 74	155	$1,000	
Deane R. Beman		77 79	156	$1,000	
Clive Clark (England)		81 75	156	$1,000	
Crystal Trophy Cup: Hole-in-One, Round 1, Hole 16					

1968 Masters Tournament (Continued)

PLAYER	POSITION	SCORES	TOTAL	PRIZE MONEY	STATUS
Ed Tutwiler		82 75	157		Amateur
Ralph Guldahl		82 81	163	$1,000	
Henry Picard	Withdrew	78	78	$1,000	
Claude Harmon	Withdrew			$1,000	
TOTAL				**$161,975**	

1968 Cumulative Course Statistics

Hole	Yards	Par	Average	Rank*	Eagles	Birdies	Pars	Bogeys	Double Bogeys	Other
1	400	4	4.072	10	1	29	173	45	2	0
2	555	5	4.804	15	1	71	154	24	0	0
3	355	4	4.004	14	0	37	175	38	0	0
4	220	3	3.204	5	0	12	176	61	1	0
5	450	4	4.216	4	0	14	168	68	0	0
6	190	3	3.040	11	0	31	178	41	0	0
7	365	4	4.168	6	0	25	164	56	4	1
8	530	5	4.772	16	1	89	130	26	4	0
9	420	4	4.020	12	0	37	175	34	4	0
Out	**3,485**	**36**	**36.300**		**3**	**345**	**1,493**	**393**	**15**	**1**
10	470	4	4.256	2	0	15	163	66	5	1
11	445	4	4.304	1	0	13	162	65	7	3
12	155	3	3.240	3	0	29	153	52	12	4
13	475	5	4.752	17	10	84	121	30	4	1
14	420	4	4.104	8	0	22	182	44	2	0
15	520	5	4.648	18	7	106	111	21	4	1
16	190	3	3.012	13	1	37	174	34	1	2
17	400	4	4.084	9	0	29	171	48	1	0
18	420	4	4.144	7	0	27	161	59	2	0
In	**3,495**	**36**	**36.544**		**18**	**362**	**1,398**	**419**	**38**	**12**
Total	**6,980**	**72**	**72.844**		**21**	**707**	**2,891**	**812**	**53**	**13**

*Holes ranked from 1 (most difficult) to 18 (least difficult)

Scoring Summary

	Below 70	Under Par	Par	Over Par	80 & Over	Course Average	Round Leader	Low Round	Bob Goalby
Round 1	6	16	7	50	4	74.329	Billy Casper (68)	Billy Casper (68)	T7
Round 2	6	28	5	39	1	72.889	Don January (139) Gary Player (139)	Frank Beard (65)	T3
Round 3	5	22	12	18	1	72.019	Gary Player (210)	Miller Barber (68)	T2
Round 4	12	30	7	15	1	71.288	Bob Goalby (277)	Bert Yancey (65)	1
All Rounds	**29**	**96**	**31**	**122**	**7**	**72.795**			

1967 MASTERS TOURNAMENT
APRIL 6-9, 1967

Cut: 55 players at six-over-par 150 from a starting field of 83

Summary: Rebounding from a playoff loss the previous year, Gay Brewer birdied hole Nos. 13, 14 and 15 Sunday to defeat Bobby Nichols by one stroke.

PLAYER	POSITION	SCORES	TOTAL	PRIZE MONEY	STATUS
Gay Brewer	1	73 68 72 67	280	$20,000	
Gold Medal: Winner					
Bas-Relief Sterling Silver Replica of Masters Trophy: Winner					
Silver Cigarette Box Engraved with Players' Names: Winner					
Crystal Vase: Day's Low Score (67), Round 4					
Pair of Crystal Goblets: Eagle, Round 1, Hole 8					
Bobby Nichols	2	72 69 70 70	281	$14,000	
Silver Medal: Runner-up					
Pair of Crystal Goblets: Eagle, Round 3, Hole 8					
Bert Yancey	3	67 73 71 73	284	$9,000	
Crystal Vase: Day's Low Score (67), Round 1					
Arnold Palmer	4	73 73 70 69	285	$6,600	
Julius Boros	5	71 70 70 75	286	$5,500	
Paul Harney	T6	73 71 74 69	287	$4,150	
Gary Player (South Africa)	T6	75 69 72 71	287	$4,150	
Tommy Aaron	T8	75 68 74 71	288	$3,350	
Lionel Hebert	T8	77 71 67 73	288	$3,350	
Pair of Crystal Goblets: Eagle, Round 3, Hole 8					
Roberto De Vicenzo (Argentina)	T10	73 72 74 71	290	$2,720	
Bruce Devlin (Australia)	T10	74 70 75 71	290	$2,720	
Crystal Bowl: Double Eagle, Round 1, Hole 8					
Ben Hogan	T10	74 73 66 77	290	$2,720	
Crystal Vase: Day's Low Score (66), Round 3					
Mason Rudolph	T10	72 76 72 70	290	$2,720	
Sam Snead	T10	72 76 71 71	290	$2,720	
Pair of Crystal Goblets: Eagle, Round 4, Hole 13					
Jacky Cupit	15	73 76 67 75	291	$2,400	
George Archer	T16	75 67 72 78	292	$2,100	
Crystal Vase: Day's Low Score (67), Round 2					
Pair of Crystal Goblets: Eagle, Round 3, Hole 13					
Wes Ellis Jr.	T16	79 71 74 68	292	$2,100	
Tony Jacklin (England)	T16	71 70 74 77	292	$2,100	
Dave Marr	T16	73 74 70 75	292	$2,100	
Doug Sanders	T16	74 72 73 73	292	$2,100	
Jay Hebert	T21	72 77 68 76	293	$1,700	
Bob Rosburg	T21	73 72 76 72	293	$1,700	
Ken Venturi	T21	76 73 71 73	293	$1,700	
Pair of Crystal Goblets: Eagle, Round 3, Hole 13					
Peter J. Butler (England)	T24	72 73 77 72	294	$1,500	
Pair of Crystal Goblets: Eagle, Round 1, Hole 13					
Pair of Crystal Goblets: Eagle, Round 4, Hole 15					
Billy Casper	T24	70 74 75 75	294	$1,500	
Frank Beard	T26	74 75 75 71	295	$1,300	
Tommy Bolt	T26	72 77 72 74	295	$1,300	
Don January	T26	74 74 76 71	295	$1,300	
Gene Littler	T26	72 74 74 75	295	$1,300	
Juan Rodriguez	T26	73 73 73 76	295	$1,300	

1967 Masters Tournament (Continued)

PLAYER	POSITION	SCORES	TOTAL	PRIZE MONEY	STATUS
Doug Ford	T31	74 69 82 71	296	$1,300	
Rod Funseth	T31	74 73 78 71	296	$1,300	
George Knudson (Canada)	T31	72 74 75 75	296	$1,300	
Kel Nagle (Australia)	T31	73 75 74 74	296	$1,300	
Ramon Sota (Spain)	T31	74 73 73 76	296	$1,300	
Gardner Dickinson Jr.	T36	77 70 73 77	297	$1,275	
Terry Dill	T36	73 76 72 76	297	$1,275	
Al Geiberger	T36	77 73 72 75	297	$1,275	
A. Downing Gray	T36	70 76 75 76	297		Amateur
Silver-Gold Cup: Low Amateur					
Gold Medal: Low Amateur					
Silver Cigarette Box Engraved with Amateurs' Names: Low Amateur					
Harold R. Henning (South Africa)	T36	74 73 77 73	297	$1,275	
Phil Rodgers	T36	72 77 75 73	297	$1,275	
Deane R. Beman	T42	74 76 74 74	298		Amateur
Silver Medal: Low Amateur Runner-up					
Rives McBee	T42	75 73 74 76	298	$1,275	
Donald C. Allen	T44	75 71 78 76	300		Amateur
Bobby Cole (South Africa)	T44	75 73 74 78	300		Amateur
Ronald J. Cerrudo	T46	76 73 77 75	301		Amateur
Chen Ching-Po (Taiwan)	T46	74 76 72 79	301	$1,250	
David C. Thomas (England)	T46	74 74 72 81	301	$1,250	
Bruce Crampton (Australia)	T49	77 73 75 77	302	$1,250	
Don Massengale	T49	74 73 77 78	302	$1,250	
Art Wall	T49	74 76 77 75	302	$1,250	
Pair of Crystal Goblets: Eagle, Round 1, Hole 2					
Bob Murphy Jr.	52	73 77 76 77	303		Amateur
Jack Burke Jr.	T53	76 74 74 81	305	$1,250	
Johnny Miller	T53	72 78 81 74	305		Amateur
Joseph B. Carr (Ireland)	55	76 74 79 84	313		Amateur
Jerry Barber		77 74	151	$1,000	
Gary Cowan (Canada)		77 74	151		Amateur
Raymond Floyd		74 77	151	$1,000	
Pair of Crystal Goblets: Eagle, Round 1, Hole 13					
Jack Nicklaus		72 79	151	$1,000	
H. Dudley Wysong		76 75	151	$1,000	
James A. Grant		76 76	152		Amateur
Johnny Pott		78 74	152	$1,000	
Luis F. Silverio (Philippines)		76 76	152		Amateur
Ken Still		76 76	152	$1,000	
Pair of Crystal Goblets: Eagle, Round 1, Hole 13					
Hideyo Sugimoto (Japan)		76 76	152	$1,000	
Bob Verwey (South Africa)		79 73	152	$1,000	
Jimmy Demaret		81 73	154	$1,000	
Mike Morley		74 80	154		Amateur
Henry Picard		78 76	154	$1,000	
Robert J. Charles (New Zealand)		76 79	155	$1,000	
Ralph Guldahl		80 75	155	$1,000	
Herman Keiser		78 77	155	$1,000	
Bob Goalby		78 78	156	$1,000	
Peter Alliss (England)		80 77	157	$1,000	
Dow Finsterwald		80 78	158	$1,000	
Bob Stanton (Australia)		78 80	158	$1,000	
Tommy Jacobs		80 79	159	$1,000	

1967 Masters Tournament (Continued)

PLAYER	POSITION	SCORES	TOTAL	PRIZE MONEY	STATUS
Richard L. Siderowf		78 81	159		Amateur
Cary Middlecoff		84 76	160	$1,000	
Jack Weston Lewis Jr.		81 81	162		Amateur
Gene Sarazen	Withdrew	84	84	$1,000	
Claude Harmon	Withdrew			$1,000	
Dick Mayer	Disqualified	79	79	$1,000	
TOTAL				**$154,850**	

1967 Cumulative Course Statistics

Hole	Yards	Par	Average	Rank*	Eagles	Birdies	Pars	Bogeys	Double Bogeys	Other
1	400	4	4.183	9	0	19	189	61	4	0
2	555	5	4.791	16	1	83	161	28	0	0
3	355	4	4.150	13	0	30	174	67	2	0
4	220	3	3.340	4	0	9	168	90	6	0
5	450	4	4.271	6	0	10	186	70	7	0
6	190	3	3.040	14	0	42	179	51	1	0
7	365	4	4.157	11	0	24	185	61	3	0
8	530	5	4.732	18	4	97	141	29	2	0
9	420	4	4.153	12	0	13	208	49	3	0
Out	**3,485**	**36**	**36.820**		**5**	**327**	**1,591**	**506**	**28**	**0**
10	470	4	4.351	3	0	18	151	95	8	1
11	445	4	4.369	2	0	20	158	71	22	2
12	155	3	3.384	1	0	29	157	47	34	6
13	475	5	4.750	17	6	107	118	35	5	2
14	420	4	4.172	10	0	23	182	66	2	0
15	520	5	4.853	15	1	84	149	34	3	2
16	190	3	3.186	8	0	25	185	52	9	2
17	400	4	4.224	7	0	21	179	62	10	0
18	420	4	4.301	5	0	19	158	90	4	1
In	**3,495**	**36**	**37.595**		**7**	**346**	**1,437**	**552**	**97**	**16**
Total	**6,980**	**72**	**74.415**		**12**	**673**	**3,028**	**1,058**	**125**	**16**

*Holes ranked from 1 (most difficult) to 18 (least difficult)

Scoring Summary

	Below 70	Under Par	Par	Over Par	80 & Over	Course Average	Round Leader	Low Round	Gay Brewer
Round 1	1	5	11	66	8	75.061	Bert Yancey (67)	Bert Yancey (67)	T17
Round 2	6	14	3	63	4	74.263	Bert Yancey (140)	George Archer (67)	T2
Round 3	4	11	9	35	2	73.655	Bert Yancey (211) Bobby Nichols (211) Julius Boros (211)	Ben Hogan (66)	T4
Round 4	4	15	2	38	3	74.200	Gay Brewer (280)	Gay Brewer (67)	1
All Rounds	**15**	**45**	**25**	**202**	**17**	**74.368**			

1966 MASTERS TOURNAMENT
APRIL 7-11, 1966 (18-HOLE PLAYOFF)

Cut: 64 players at nine-over-par 153 from a starting field of 103

Summary: In an 18-hole playoff, Jack Nicklaus earned his third Green Jacket and became the Masters first back-to-back champion. Nicklaus ended regulation at 288 tied with Tommy Jacobs and Gay Brewer. Nicklaus shot 70 in the extra round to defeat Jacobs by two strokes and Brewer by eight. That year any player within 10 strokes of the lead qualified for the final two rounds.

PLAYER	POSITION	SCORES	TOTAL	PRIZE MONEY	STATUS
Jack Nicklaus	1	68 76 72 72	288	$20,000	Playoff
Gold Medal: Winner					
Bas-Relief Sterling Silver Replica of Masters Trophy: Winner					
Silver Tray Engraved with Players' Names: Winner					
Crystal Vase: Day's Low Score (68), Round 1					
Tommy Jacobs	2	75 71 70 72	288	$12,300	Playoff
Silver Medal: Runner-up					
Crystal Vase: Day's Low Score (70), Round 3					
Pair of Crystal Goblets: Eagle, Round 3, Hole 13					
Gay Brewer	3	74 72 72 70	288	$8,300	Playoff
Crystal Vase: Day's Low Score (70), Round 4					
Arnold Palmer	T4	74 70 74 72	290	$5,700	
Doug Sanders	T4	74 70 75 71	290	$5,700	
Don January	T6	71 73 73 75	292	$3,900	
George Knudson (Canada)	T6	73 76 72 71	292	$3,900	
Raymond Floyd	T8	72 73 74 74	293	$2,500	
Pair of Crystal Goblets: Eagle, Round 1, Hole 13					
Paul Harney	T8	75 68 76 74	293	$2,500	
Crystal Vase: Day's Low Score (68), Round 2					
Billy Casper	T10	71 75 76 72	294	$1,770	
Jay Hebert	T10	72 74 73 75	294	$1,770	
Bob Rosburg	T10	73 71 76 74	294	$1,770	
Tommy Aaron	T13	74 73 77 71	295	$1,570	
Peter J. Butler (England)	T13	72 71 79 73	295	$1,570	
Ben Hogan	T13	74 71 73 77	295	$1,570	
Ken Venturi	16	75 74 73 74	296	$1,500	
Tommy Bolt	T17	75 72 78 72	297	$1,335	
Bruce Crampton (Australia)	T17	74 75 71 77	297	$1,335	
Terry Dill	T17	75 72 74 76	297	$1,335	
Doug Ford	T17	75 73 73 76	297	$1,335	
Phil Rodgers	T17	76 73 75 73	297	$1,335	
Frank Beard	T22	77 71 77 73	298	$1,300	
Chen Ching-Po (Taiwan)	T22	75 77 76 70	298	$1,300	
Crystal Vase: Day's Low Score (70), Round 4					
Roberto De Vicenzo (Argentina)	T22	74 76 74 74	298	$1,300	
Harold R. Henning (South Africa)	T22	77 74 70 77	298	$1,300	
Crystal Vase: Day's Low Score (70), Round 3					
Tony Lema	T22	74 74 74 76	298	$1,300	
Bobby Nichols	T22	77 73 74 74	298	$1,335	
Julius Boros	T28	77 73 73 76	299	$1,175	
Bruce Devlin (Australia)	T28	75 77 72 75	299	$1,175	
Gardner Dickinson Jr.	T28	76 75 76 72	299	$1,175	
James A. Grant	T28	74 74 78 73	299		Amateur
Silver-Gold Cup: Low Amateur					
Gold Medal: Low Amateur					
Silver Cigarette Box Engraved with Amateurs' Names: Low Amateur					
Gary Player (South Africa)	T28	74 77 76 72	299	$1,175	
Rod Funseth	T33	80 70 76 74	300	$1,175	

1966 Masters Tournament (Continued)

PLAYER	POSITION	SCORES	TOTAL	PRIZE MONEY	STATUS
Ramon Sota (Spain)	T33	79 73 77 71	300	$1,175	
Mike Souchak	T33	71 74 77 78	300	$1,175	
William C. Campbell	T36	76 77 76 72	301		Amateur
Silver Medal: Low Amateur Runner-up					
Wes Ellis Jr.	T36	76 75 73 77	301	$1,175	
Dan Sikes	T36	76 74 75 76	301	$1,175	
Billy Maxwell	T39	75 77 77 73	302	$1,150	
Richard H. Sikes	T39	73 78 74 77	302	$1,150	
H. Dudley Wysong	T39	77 75 73 77	302	$1,150	
George Bayer	T42	76 77 76 74	303	$1,150	
Sam Snead	T42	77 72 76 78	303	$1,150	
Donald C. Allen	T44	74 72 75 83	304		Amateur
Jack Burke Jr.	T44	75 73 79 77	304	$1,150	
Jacky Cupit	T44	78 74 77 75	304	$1,150	
Al Geiberger	T44	76 71 79 78	304	$1,150	
Pair of Crystal Goblets: Eagle, Round 2, Hole 15					
Gene Littler	T44	76 76 72 80	304	$1,150	
Edgar R. Updegraff	T44	76 75 77 76	304		Amateur
Charles R. Coe	T50	71 77 85 72	305		Amateur
Bob Dickson	T50	77 74 75 79	305		Amateur
Steve Oppermann	T50	74 74 73 84	305	$1,125	
Randy Glover	53	72 74 81 79	306	$1,125	
Ronald J. Cerrudo	T54	76 77 72 82	307		Amateur
A. Downing Gray	T54	75 77 76 79	307		Amateur
Ed Tutwiler	T54	79 74 73 81	307		Amateur
Dow Finsterwald	T57	73 76 77 82	308	$1,125	
Dale Morey	T57	75 78 76 79	308		Amateur
Bob Goalby	T59	76 77 82 77	312	$1,125	
Bob Murphy Jr.	T59	76 77 81 78	312		Amateur
James Hitchcock (England)	T61	76 77 78 83	314	$1,125	
Luis F. Silverio (Philippines)	T61	77 76 77 84	314		Amateur
John Mark Hopkins		74 80	154		Amateur
Dave Marr		78 76	154	$1,000	
Byron Nelson		76 78	154	$1,000	
James W. Vickers		82 72	154		Amateur
Bo Wininger		77 77	154	$1,000	
Michael F. Bonallack (England)		79 76	155		Amateur
Charles Coody		78 77	155	$1,000	
Bernard J. Hunt (England)		78 77	155	$1,000	
Bob McCallister		79 76	155	$1,000	
Kel Nagle (Australia)		78 77	155	$1,000	
David C. Thomas (England)		78 77	155	$1,000	
Art Wall .		75 80	155	$1,000	
Robert J. Charles (New Zealand)		78 78	156	$1,000	
Dave Eichelberger		78 78	156		Amateur
Jean Garaialde (France)		77 79	156	$1,000	
George Henry		77 79	156		Amateur
Rodney Horn		73 83	156		Amateur
Herman Keiser		78 78	156	$1,000	
William J. Patton		78 78	156		Amateur
Johnny Pott		78 78	156	$1,000	
Deane R. Beman		78 79	157		Amateur
Charles H. Greene		80 77	157		Amateur
Mason Rudolph		81 76	157	$1,000	
Jerry Barber		78 80	158	$1,000	
Thomas W. Barnes Jr.		76 82	158		Amateur
Dick Mayer		82 76	158	$1,000	

1966 Masters Tournament (Continued)

PLAYER	POSITION	SCORES	TOTAL	PRIZE MONEY	STATUS
George Will (England)		80 78	158	$1,000	
Cobie Legrange (South Africa)		78 81	159	$1,000	
Lionel Platts (England)		80 79	159	$1,000	
Cesar Sanudo		81 78	159		Amateur
Peter Alliss (England)		76 84	160	$1,000	
Rodney Foster (England)		82 79	161		Amateur
Henry Picard		78 83	161	$1,000	
Gene Sarazen		82 80	162	$1,000	
Tomoo Ishii (Japan)		82 81	163	$1,000	
Richard D. Davies		83 82	165		Amateur
E. Harvie Ward Jr.		81 84	165		Amateur
Neil C. Coles (England)	Withdrew	77 72 76	225	$1,000	
Lionel Hebert	Withdrew	73 79 81	233	$1,000	
Cary Middlecoff	Withdrew	83	83	$1,000	
Claude Harmon	Withdrew	87	87	$1,000	
TOTAL				$144,380	

1966 Cumulative Course Statistics

Hole	Yards	Par	Average	Rank*	Eagles	Birdies	Pars	Bogeys	Double Bogeys	Other
1	400	4	4.309	5	0	14	209	98	9	0
2	555	5	4.915	18	0	77	208	41	4	0
3	355	4	4.169	12	0	33	214	77	6	0
4	220	3	3.369	4	0	12	196	110	12	0
5	450	4	4.245	T10	0	20	216	87	7	0
6	190	3	3.084	14	0	34	237	56	3	0
7	365	4	4.245	T10	0	31	201	85	12	1
8	530	5	4.924	17	0	76	207	45	1	1
9	420	4	4.093	13	0	31	238	60	1	0
Out	**3,485**	**36**	**37.357**		**0**	**328**	**1,926**	**659**	**55**	**2**
10	470	4	4.400	3	0	19	179	113	19	0
11	445	4	4.557	1	0	13	159	121	35	2
12	155	3	3.548	2	0	28	161	84	49	8
13	475	5	4.966	15	2	89	176	48	11	4
14	420	4	4.251	9	0	23	203	102	2	0
15	520	5	4.948	16	1	65	220	38	6	0
16	190	3	3.293	7	0	28	210	65	22	5
17	400	4	4.303	6	0	24	193	102	11	0
18	420	4	4.257	8	0	27	201	92	10	0
In	**3,495**	**36**	**38.527**		**3**	**316**	**1,702**	**765**	**165**	**19**
Total	**6,980**	**72**	**75.884**		**3**	**644**	**3,628**	**1,424**	**220**	**21**

*Holes ranked from 1 (most difficult) to 18 (least difficult)

Scoring Summary

	Below 70	Under Par	Par	Over Par	80 & Over	Course Average	Round Leader	Low Round	Jack Nicklaus
Round 1	1	5	4	94	15	76.379	Jack Nicklaus (68)	Jack Nicklaus (68)	1
Round 2	1	10	7	84	12	75.832	Paul Harney (143) Peter J. Butler (143)	Paul Harney (68)	T3
Round 3	0	3	6	55	5	75.438	Jack Nicklaus (216) Tommy Jacobs (216)	Harold R. Henning (70) Tommy Jacobs (70)	T1
Round 4	0	6	9	47	8	75.613	Gay Brewer (288) Jack Nicklaus (288) Tommy Jacobs (288)	Chen Ching-Po (70)	T1
All Rounds	**2**	**24**	**26**	**280**	**40**	**75.885**			

1965 MASTERS TOURNAMENT
APRIL 8-11, 1965

Cut: 49 players at four-over-par 148 from a starting field of 91

Summary: Jack Nicklaus scored a then Tournament record 17-under-par 271 to win his second Masters title. Nicklaus' record total for four rounds (equaled in 1976 by Raymond Floyd) and winning margin (nine strokes) stood until 1997.

PLAYER	POSITION	SCORES	TOTAL	PRIZE MONEY	STATUS
Jack Nicklaus	1	67 71 64 69	271	$20,000	
Gold Medal: Winner					
Bas-Relief Sterling Silver Replica of Masters Trophy: Winner					
Silver Cigarette Box Engraved with Players' Names: Winner					
Crystal Vase: Day's Low Score (64), Round 3					
Crystal Vase: Day's Low Score (69), Round 4					
Arnold Palmer	T2	70 68 72 70	280	$10,200	
Silver Medal: Runner-up					
Crystal Vase: Day's Low Score (68), Round 2					
Gary Player (South Africa)	T2	65 73 69 73	280	$10,200	
Silver Medal: Runner-up					
Crystal Vase: Day's Low Score (65), Round 1					
Mason Rudolph	4	70 75 66 72	283	$6,200	
Dan Sikes	5	67 72 71 75	285	$5,000	
Gene Littler	T6	71 74 67 74	286	$3,800	
Ramon Sota (Spain)	T6	71 73 70 72	286	$3,800	
Pair of Crystal Goblets: Eagle, Round 3, Hole 13					
Frank Beard	T8	68 77 72 70	287	$2,400	
Tommy Bolt	T8	69 78 69 71	287	$2,400	
Pair of Crystal Goblets: Eagle, Round 4, Hole 13					
George Knudson (Canada)	10	72 73 69 74	288	$1,800	
Pair of Crystal Goblets: Eagle, Round 3, Hole 13					
Tommy Aaron	T11	67 74 71 77	289	$1,550	
Pair of Crystal Goblets: Eagle, Round 3, Hole 13					
Bruce Crampton (Australia)	T11	72 72 74 71	289	$1,550	
Paul Harney	T11	74 74 71 70	289	$1,550	
Doug Sanders	T11	69 72 74 74	289	$1,550	
George Bayer	T15	69 74 75 72	290	$1,300	
Bruce Devlin (Australia)	T15	71 76 73 70	290	$1,300	
Wes Ellis Jr.	T15	69 76 72 73	290	$1,300	
Tommy Jacobs	T15	71 74 72 73	290	$1,300	
Kel Nagle (Australia)	T15	75 70 74 71	290	$1,300	
Byron Nelson	T15	70 74 72 74	290	$1,300	
Dow Finsterwald	T21	72 75 72 72	291	$1,200	
Ben Hogan	T21	71 75 71 74	291	$1,200	
Tony Lema	T21	67 73 77 74	291	$1,200	
Pair of Crystal Goblets: Eagle, Round 1, Hole 13					
Terry Dill	T24	72 73 75 72	292	$1,200	
Pair of Crystal Goblets: Eagle, Round 4, Hole 8					
Al Geiberger	T24	75 72 74 71	292	$1,200	
Bernard J. Hunt (England)	T26	71 74 74 74	293	$1,075	
Tomoo Ishii (Japan)	T26	74 74 70 75	293	$1,075	
Pair of Crystal Goblets: Eagle, Round 2, Hole 2					
Billy Maxwell	T26	74 72 76 71	293	$1,075	
Tom Nieporte	T26	71 73 75 74	293	$1,075	
Bo Wininger	T26	70 72 75 76	293	$1,075	
Doug Ford	T31	74 74 73 73	294	$1,050	
Pair of Crystal Goblets: Eagle, Round 2, Hole 2					

1965 Masters Tournament (Continued)

PLAYER	POSITION	SCORES	TOTAL	PRIZE MONEY	STATUS
A. Downing Gray	T31	72 74 73 75	294		Amateur
Silver-Gold Cup: Low Amateur					
Gold Medal: Low Amateur					
Silver Cigarette Box Engraved with Amateurs' Names: Low Amateur					
Dave Ragan	T31	73 74 73 74	294	$1,050	
Bert Weaver	T31	72 75 72 75	294	$1,050	
Billy Casper	T35	72 72 71 80	295	$1,050	
Jimmy Demaret	T35	71 75 76 73	295	$1,050	
Bobby Nichols	T35	73 71 75 76	295	$1,050	
Mike Souchak	T35	74 74 72 75	295	$1,050	
Pair of Crystal Goblets: Eagle, Round 3, Hole 13					
Donald C. Allen	T39	70 77 74 75	296		Amateur
Silver Medal: Low Amateur Runner-up					
Chen Ching-Po (Taiwan)	T39	71 77 77 71	296	$1,025	
Bob Goalby	T39	71 75 75 75	296	$1,025	
William Hyndman III	T42	73 73 75 76	297		Amateur
Jack McGowan	T42	73 75 77 72	297	$1,025	
Johnny Pott	T42	74 74 73 76	297	$1,025	
Robert J. Charles (New Zealand)	T45	72 74 76 77	299	$1,025	
Art Wall	T45	71 76 77 75	299	$1,025	
Richard D. Davies	47	70 78 78 76	302		Amateur
John Mark Hopkins	48	70 78 78 77	303		Amateur
Deane R. Beman	49	74 72 79 79	304		Amateur
Charles R. Coe		73 76	149		Amateur
Leopoldo Ruiz (Argentina)		76 73	149	$900	
Sam Snead		75 74	149	$900	
Ed Tutwiler		76 73	149		Amateur
Jerry Barber		71 79	150	$900	
Julius Boros		73 77	150	$900	
Lionel Hebert		70 80	150	$900	
Don January		72 78	150	$900	
Harold R. Henning (South Africa)		72 79	151	$900	
Cary Middlecoff		76 75	151	$900	
Juan Rodriguez		75 76	151	$900	
Jack Burke Jr.		75 77	152	$900	
Peter J. Butler (England)		76 76	152	$900	
Pair of Crystal Goblets: Eagle, Round 1, Hole 2					
Bill Collins		74 78	152	$900	
Raymond Floyd		69 83	152	$900	
Ed Furgol		72 80	152	$900	
Jay Hebert		75 77	152	$900	
Cobie Legrange (South Africa)		76 76	152	$900	
Claude Harmon		74 79	153	$900	
Dave Marr		75 78	153	$900	
Dick Mayer		76 77	153	$900	
William J. Patton		70 83	153		Amateur
Charles B. Smith		73 80	153		Amateur
Gary Cowan (Canada)		75 79	154		Amateur
Jim Ferrier		74 80	154	$900	
Robert W. Gardner		76 78	154		Amateur
Gene Sarazen		78 76	154	$900	
Gay Brewer		77 78	155	$900	
Stan Leonard (Canada)		71 84	155	$900	
Henry Picard		76 79	155	$900	
Dale Morey		74 82	156		Amateur
Bob Rosburg		76 80	156	$900	

1965 Masters Tournament (Continued)

PLAYER	POSITION	SCORES	TOTAL	PRIZE MONEY	STATUS
Nick Weslock (Canada)		80 76	156		Amateur
Dave Eichelberger		74 83	157		Amateur
Geoffrey Hunt (England)		80 77	157	$900	
Ken Venturi		77 80	157	$900	
William C. Campbell		81 77	158		Amateur
Pair of Crystal Goblets: Eagle, Round 2, Hole 13					
Ralph Guldahl		83 85	168	$900	
Herman Keiser	Withdrew	80	80	$900	
Edgar R. Updegraff	Withdrew				Amateur
William E. Ferrell	Disqualified	78	78		Amateur
Jack Fleck	Disqualified	79	79	$900	
TOTAL				**$131,675**	

1965 Cumulative Course Statistics

Hole	Yards	Par	Average	Rank*	Eagles	Birdies	Pars	Bogeys	Double Bogeys	Other
1	400	4	4.176	8	0	30	175	66	5	1
2	555	5	4.870	15	3	77	153	41	3	0
3	355	4	4.133	11	0	35	172	68	2	0
4	220	3	3.379	1	0	13	162	88	13	1
5	450	4	4.245	4	0	13	189	70	4	1
6	190	3	3.101	13	0	25	201	49	2	0
7	365	4	4.210	6	0	24	178	67	6	1
8	530	5	4.717	18	1	106	142	25	1	1
9	420	4	4.090	14	0	23	206	46	1	0
Out	**3,485**	**36**	**36.924**		**4**	**346**	**1,578**	**520**	**37**	**5**
10	470	4	4.257	3	0	17	178	75	5	1
11	445	4	4.242	5	0	15	189	62	10	0
12	155	3	3.347	2	0	19	171	66	15	5
13	475	5	4.829	17	7	88	136	37	7	1
14	420	4	4.137	10	0	22	194	60	0	0
15	520	5	4.840	16	0	87	150	35	4	0
16	190	3	3.152	9	0	24	192	55	4	1
17	400	4	4.199	7	0	25	172	78	1	0
18	420	4	4.101	12	0	31	190	52	2	1
In	**3,495**	**36**	**37.108**		**7**	**328**	**1,572**	**520**	**48**	**9**
Total	**6,980**	**72**	**74.032**		**11**	**674**	**3,150**	**1,040**	**85**	**14**

*Holes ranked from 1 (most difficult) to 18 (least difficult)

Scoring Summary

	Below 70	Under Par	Par	Over Par	80 & Over	Course Average	Round Leader	Low Round	Jack Nicklaus
Round 1	11	33	11	46	5	72.967	Gary Player (65)	Gary Player (65)	T2
Round 2	1	4	8	75	12	75.851	Arnold Palmer (138) Gary Player (138) Jack Nicklaus (138)	Arnold Palmer (68)	T1
Round 3	6	13	8	28	0	73.061	Jack Nicklaus (202)	Jack Nicklaus (64)	1
Round 4	1	11	6	32	1	73.633	Jack Nicklaus (271)	Jack Nicklaus (69)	1
All Rounds	**19**	**61**	**33**	**181**	**18**	**74.015**			

1964 MASTERS TOURNAMENT
APRIL 9-12, 1964

Cut: 48 players at four-over-par 148 from a starting field of 96

Summary: Arnold Palmer became the first four-time Masters champion scoring three rounds in the 60s and a final-round 70 to win by six strokes.

PLAYER	POSITION	SCORES	TOTAL	PRIZE MONEY	STATUS
Arnold Palmer	1	69 68 69 70	276	$20,000	
Gold Medal: Winner					
Bas-Relief Sterling Silver Replica of Masters Trophy: Winner					
Sterling Ice Bucket Engraved with Players' Names: Winner					
Crystal Vase: Day's Low Score (69), Round 1					
Crystal Vase: Day's Low Score (68), Round 2					
Dave Marr	T2	70 73 69 70	282	$10,100	
Silver Medal: Runner-up					
Jack Nicklaus	T2	71 73 71 67	282	$10,100	
Silver Medal: Runner-up					
Crystal Vase: Day's Low Score (67), Round 4					
Crystal Goblet: Eagle, Round 4, Hole 13					
Bruce Devlin (Australia)	4	72 72 67 73	284	$6,100	
Crystal Vase: Day's Low Score (67), Round 3					
Crystal Goblet: Eagle, Round 3, Hole 15					
Billy Casper	T5	76 72 69 69	286	$3,700	
Jim Ferrier	T5	71 73 69 73	286	$3,700	
Crystal Goblet: Eagle, Round 3, Hole 13					
Paul Harney	T5	73 72 71 70	286	$3,700	
Gary Player (South Africa)	T5	69 72 72 73	286	$3,700	
Crystal Vase: Day's Low Score (69), Round 1					
Dow Finsterwald	T9	71 72 75 69	287	$1,700	
Ben Hogan	T9	73 75 67 72	287	$1,700	
Crystal Vase: Day's Low Score (67), Round 3					
Tony Lema	T9	75 68 74 70	287	$1,700	
Crystal Vase: Day's Low Score (68), Round 2					
Crystal Goblet: Eagle, Round 2, Hole 13					
Mike Souchak	T9	73 74 70 70	287	$1,700	
Peter J. Butler (England)	T13	72 72 69 75	288	$1,340	
Al Geiberger	T13	75 73 70 70	288	$1,340	
Gene Littler	T13	70 72 78 68	288	$1,340	
Johnny Pott	T13	74 70 71 73	288	$1,340	
Dan Sikes	T13	76 68 71 73	288	$1,340	
Crystal Vase: Day's Low Score (68), Round 2					
Don January	T18	70 72 75 72	289	$1,100	
Crystal Goblet: Eagle, Round 1, Hole 13					
Billy Maxwell	T18	73 73 69 74	289	$1,100	
Mason Rudolph	T18	75 72 69 73	289	$1,100	
Bruce Crampton (Australia)	T21	74 72 73 71	290	$1,100	
Kel Nagle (Australia)	T21	69 77 71 73	290	$1,100	
Crystal Vase: Day's Low Score (69), Round 1					
Juan Rodriguez	T21	71 73 73 73	290	$1,100	
Bo Wininger	T21	74 71 69 76	290	$1,100	
Deane R. Beman	T25	74 71 70 76	291		Amateur
Silver-Gold Cup: Low Amateur					
Gold Medal: Low Amateur					
Silver Cigarette Box Engraved with Amateurs' Names: Low Amateur					
Gay Brewer	T25	75 72 73 71	291	$875	
Gary Cowan (Canada)	T25	71 77 72 71	291		Amateur
Silver-Gold Cup: Low Amateur					
Gold Medal: Low Amateur					
Silver Cigarette Box Engraved with Amateurs' Names: Low Amateur					

1964 Masters Tournament (Continued)

PLAYER	POSITION	SCORES	TOTAL	PRIZE MONEY	STATUS
Bobby Nichols	T25	75 71 75 70	291	$875	
Crystal Goblet: Eagle, Round 2, Hole 8					
Phil Rodgers	T25	75 72 72 72	291	$875	
Jay Hebert	T30	74 74 69 75	292	$875	
Dean Refram	T30	74 72 73 73	292	$875	
Jimmy Demaret	T32	75 69 73 76	293	$850	
Lionel Hebert	T32	74 74 73 72	293	$850	
Crystal Goblet: Eagle, Round 2, Hole 15					
Wes Ellis Jr.	T34	73 71 75 75	294	$850	
Davis Love Jr.	T34	69 75 74 76	294	$850	
Crystal Vase: Day's Low Score (69), Round 1					
Ramon Sota (Spain)	T34	76 72 74 72	294	$850	
Don Fairfield	T37	75 73 76 71	295	$850	
Bob Goalby	T37	69 75 74 77	295	$850	
Crystal Vase: Day's Low Score (69), Round 1					
Crystal Goblet: Eagle, Round 2, Hole 15					
William J. Patton	T37	70 74 77 74	295		Amateur
Crystal Goblet: Eagle, Round 1, Hole 15					
Robert J. Charles (New Zealand)	T40	71 72 75 78	296	$825	
Jacky Cupit	T40	73 73 76 74	296	$825	
Tomoo Ishii (Japan)	40	77 71 75 73	296	$825	
Labron Harris Jr.	43	74 74 77 72	297		Amateur
Chen Ching-Po (Taiwan)	T44	74 72 74 78	298	$825	
Dave Ragan	T44	73 72 78 75	298	$825	
Crystal Goblet: Eagle, Round 4, Hole 15					
Doug Ford	T46	78 70 76 75	299	$825	
Richard H. Sikes	T46	75 73 78 73	299		Amateur
Jerry Barber	48	74 73 77 80	304	$825	
J. Steve Spray		74 75	149		Amateur
Edgar R. Updegraff		73 76	149		Amateur
Al Balding (Canada)		75 75	150	$700	
Tommy Bolt		73 77	150	$700	
Melvin Harbert		76 74	150	$700	
Geoffrey Hunt (England)		77 73	150	$700	
Art Wall		73 77	150	$700	
Retief Waltman (South Africa)		72 78	150	$700	
Rex Baxter Jr.		77 74	151	$700	
Walter Burkemo		75 76	151	$700	
Robert W. Gardner		74 77	151		Amateur
Tommy Jacobs		76 75	151	$700	
Sebastian Miguel (Spain)		74 77	151	$700	
Byron Nelson		75 76	151	$700	
Nick Weslock (Canada)		73 78	151		Amateur
Charles R. Coe		80 72	152		Amateur
Crystal Goblet: Eagle, Round 2, Hole 13					
Richard D. Davies		78 74	152		Amateur
Crystal Goblet: Eagle, Round 2, Hole 15					
Harold R. Henning (South Africa)		75 77	152	$700	
Jack Rule Jr.		81 71	152	$700	
Charles B. Smith		74 78	152		Amateur
Sam Snead		79 73	152	$700	
David C. Thomas (England)		74 78	152	$700	
Julius Boros		75 78	153	$700	
Jack Burke Jr.		76 77	153	$700	
Jack Fleck		76 77	153	$700	
Ed Furgol		73 80	153	$700	
Jean Garaialde (France)		75 78	153	$700	
Stan Leonard (Canada)		77 76	153	$700	

1964 Masters Tournament (Continued)

PLAYER	POSITION	SCORES	TOTAL	PRIZE MONEY	STATUS
Bob Rosburg		78 75	153	$700	
Gerry De Wit (Holland)		78 76	154	$700	
Juan Antonio Estrada (Mexico)		81 73	154		Amateur
Claude Harmon		77 77	154	$700	
Bill Johnston		77 77	154	$700	
Alfonso Angelini (Italy)		72 83	155	$700	
Herman Keiser		79 76	155	$700	
Miguel J. Sala (Colombia)		78 77	155	$700	
Cary Middlecoff		79 77	156	$700	
Gardner Dickinson Jr.		80 77	157	$700	
Mike Fetchick		76 81	157	$700	
Antonio Cerda (Mexico)		77 82	159	$700	
Ralph Guldahl		79 80	159	$700	
Walter Stahl		80 79	159		Amateur
Enrique Orellana (Chile)		80 80	160	$700	
John C. Owens		81 79	160		Amateur
Richard Guardiola		80 84	164		Amateur
A. Downing Gray		87 79	166		Amateur
Crystal Goblet: Eagle, Round 1, Hole 15					
Gene Sarazen	Withdrew	73	73	$700	
Craig Wood	Withdrew			$700	
TOTAL				**$123,600**	

1964 Cumulative Course Statistics

Hole	Yards	Par	Average	Rank*	Eagles	Birdies	Pars	Bogeys	Double Bogeys	Other
1	400	4	4.153	9	0	20	204	60	2	0
2	555	5	4.867	15	0	78	174	29	4	1
3	355	4	4.104	T13	0	27	204	53	2	0
4	220	3	3.370	2	0	15	165	91	15	0
5	450	4	4.304	3	0	19	174	85	4	4
6	190	3	3.104	T13	0	24	208	54	0	0
7	365	4	4.132	10	0	28	199	52	7	0
8	530	5	4.832	16	1	80	174	28	3	0
9	420	4	4.129	11	0	26	200	57	3	0
Out	**3,485**	**36**	**37.000**		**1**	**317**	**1,702**	**509**	**40**	**5**
10	470	4	4.442	1	0	12	153	102	18	0
11	445	4	4.270	4	0	16	188	69	12	0
12	155	3	3.168	8	0	38	180	52	12	3
13	475	5	4.768	17	5	94	157	22	5	2
14	420	4	4.210	6	0	21	189	69	6	0
15	520	5	4.656	18	7	114	135	28	1	0
16	190	3	3.122	12	0	32	203	36	12	2
17	400	4	4.185	7	0	19	198	64	4	0
18	420	4	4.224	5	0	29	168	84	3	1
In	**3,495**	**36**	**37.049**		**12**	**375**	**1,571**	**526**	**73**	**8**
Total	**6,980**	**72**	**74.049**		**13**	**692**	**3,273**	**1,035**	**113**	**13**

*Holes ranked from 1 (most difficult) to 18 (least difficult)

Scoring Summary

	Below 70	Under Par	Par	Over Par	80 & Over	Course Average	Round Leader	Low Round	Arnold Palmer
Round 1	5	15	4	76	9	74.800	Arnold Palmer (69) Bob Goalby (69) Davis Love Jr. (69) Gary Player (69) Kel Nagle (69)	Arnold Palmer (69) Bob Goalby (69) Davis Love Jr. (69) Gary Player (69) Kel Nagle (69)	T1
Round 2	4	12	18	64	7	74.574	Arnold Palmer (137)	Arnold Palmer (68) Dan Sikes (68) Tony Lema (68)	1
Round 3	11	19	3	26	0	72.646	Arnold Palmer (206)	Ben Hogan (67) Bruce Devlin (67)	1
Round 4	4	15	6	27	1	72.833	Arnold Palmer (276)	Jack Nicklaus (67)	1
All Rounds	**24**	**61**	**31**	**193**	**17**	**74.03**			

1963 MASTERS TOURNAMENT
APRIL 4-7, 1963

Cut: 50 players at eight-over-par 152 from a starting field of 84

Summary: Jack Nicklaus donned his first Green Jacket defeating Tony Lema by one stroke, and Julius Boros and Sam Snead by two. Nicklaus' two-under total was aided by a 66 Friday.

PLAYER	POSITION	SCORES	TOTAL	PRIZE MONEY	STATUS
Jack Nicklaus	1	74 66 74 72	286	$20,000	
Gold Medal: Winner					
Bas-Relief Sterling Silver Replica of Masters Trophy: Winner					
Silver Cigarette Box Engraved with Players' Names: Winner					
Crystal Vase: Day's Low Score (66), Round 2					
Tony Lema	2	74 69 74 70	287	$12,000	
Silver Medal: Runner-up					
Crystal Goblet: Eagle, Round 2, Hole 13					
Julius Boros	T3	76 69 71 72	288	$7,000	
Crystal Vase: Day's Low Score (71), Round 3					
Sam Snead	T3	70 73 74 71	288	$7,000	
Dow Finsterwald	T5	74 73 73 69	289	$4,000	
Crystal Goblet: Eagle, Round 2, Hole 2					
Ed Furgol	T5	70 71 74 74	289	$4,000	
Gary Player (South Africa)	T5	71 74 74 70	289	$4,000	
Bo Wininger	8	69 72 77 72	290	$2,400	
Crystal Vase: Day's Low Score (69), Round 1					
Don January	T9	73 75 72 71	291	$1,800	
Arnold Palmer	T9	74 73 73 71	291	$1,800	
Billy Casper	T11	79 72 71 70	292	$1,350	
Crystal Vase: Day's Low Score (71), Round 3					
Bruce Crampton (Australia)	T11	74 74 72 72	292	$1,350	
Doug Ford	T11	75 73 75 69	292	$1,350	
Mike Souchak	T11	69 70 79 74	292	$1,350	
Crystal Vase: Day's Low Score (69), Round 1					
Robert J. Charles (New Zealand)	T15	74 72 76 71	293	$1,100	
Chen Ching-Po (Taiwan)	T15	76 71 71 75	293	$1,100	
Crystal Vase: Day's Low Score (71), Round 3					
Billy Maxwell	T15	72 75 76 70	293	$1,100	
Dick Mayer	T15	73 70 80 70	293	$1,100	
Crystal Goblet: Eagle, Round 1, Hole 2					
Mason Rudolph	T15	75 72 72 74	293	$1,100	
Dan Sikes	T15	74 76 72 71	293	$1,100	
Stan Leonard (Canada)	T21	74 72 73 75	294	$1,000	
Crystal Goblet: Eagle, Round 3, Hole 2					
Johnny Pott	T21	75 76 74 69	294	$1,000	
Art Wall	T21	75 74 73 72	294	$1,000	
Wes Ellis Jr.	T24	74 72 79 70	295	$1,000	
Gene Littler	T24	77 72 78 68	295	$1,000	
Bobby Nichols	T24	76 74 73 72	295	$1,000	
Jay Hebert	27	70 70 81 75	296	$750	
George Bayer	T28	71 75 84 67	297	$750	
Crystal Vase: Day's Low Score (67), Round 4					
Crystal Goblet: Eagle, Round 2, Hole 15					
Tommy Jacobs	T28	78 74 73 72	297	$750	
Doug Sanders	T28	73 74 77 73	297	$750	
Alvie Thompson (Canada)	T28	79 72 75 71	297	$750	

1963 Masters Tournament (Continued)

PLAYER	POSITION	SCORES	TOTAL	PRIZE MONEY	STATUS
Labron Harris Jr.	T32	79 71 73 75	298		Amateur
Silver-Gold Cup: Low Amateur					
Gold Medal: Low Amateur					
Silver Cigarette Box Engraved with Amateurs' Names: Low Amateur					
Dave Ragan	T32	74 75 76 73	298	$750	
Ken Venturi	34	77 74 77 71	299	$750	
William Hyndman III	T35	74 72 80 74	300		Amateur
Silver Medal: Low Amateur Runner-up					
Kel Nagle (Australia)	T35	75 74 76 75	300	$750	
Tommy Bolt	T37	75 76 76 74	301	$750	
Crystal Goblet: Eagle, Round 4, Hole 15					
Charles R. Coe	T37	72 75 79 75	301		Amateur
Homero Blancas Jr.	T39	75 77 76 74	302		Amateur
Antonio Cerda (Mexico)	T39	75 71 78 78	302	$750	
Crystal Goblet: Eagle, Round 1, Hole 2					
Lionel Hebert	T39	75 74 77 76	302	$750	
Jack Fleck	42	74 77 77 75	303	$750	
Walter Burkemo	T43	75 77 78 74	304	$750	
Jimmy Demaret	T43	75 75 81 73	304	$750	
Herman Keiser	45	75 77 79 74	305	$750	
A. Downing Gray	T46	73 76 81 76	306		Amateur
Richard H. Sikes	T46	76 76 77 77	306		Amateur
William J. Patton	48	80 72 74 81	307		Amateur
Gene Sarazen	49	74 73 81 80	308	$750	
Jerry Barber		80 73	153	$600	
Koichi Ono (Japan)		82 71	153	$600	
Phil Rodgers		77 76	153	$600	
Bob Rosburg		77 76	153	$600	
Miguel J. Sala (Colombia)		75 78	153	$600	
Al Balding (Canada)		82 72	154	$600	
Gay Brewer		82 72	154	$600	
Jack Burke Jr.		78 76	154	$600	
Gardner Dickinson Jr.		78 76	154	$600	
Melvin Harbert		75 79	154	$600	
James R. Gabrielsen		80 75	155		Amateur
Jorge C. Ledesma Jr. (Argentina)		76 79	155		Amateur
Juan Rodriguez		80 75	155	$600	
Bob Goalby		80 76	156	$600	
Byron Nelson		79 77	156	$600	
Charles B. Smith		80 76	156		Amateur
Angel Miguel (Spain)		78 79	157	$600	
Jerry Pittman		78 79	157	$600	
Edgar R. Updegraff		82 75	157		Amateur
Paul Desjardins		77 81	158		Amateur
Juan Antonio Estrada (Mexico)		81 77	158		Amateur
William K. Newcomb Jr.		81 77	158		Amateur
Bill Collins		82 77	159	$600	
Robert W. Gardner		78 82	160		Amateur
David A. Blair (Scotland)		83 79	162		Amateur
Richard D. Davies		79 84	163		Amateur
Gerry De Wit (Holland)		87 76	163	$600	
Charles Coody		80 84	164		Amateur
Cary Middlecoff		87 81	168	$600	

1963 Masters Tournament (Continued)

PLAYER	POSITION	SCORES	TOTAL	PRIZE MONEY	STATUS
Horton Smith		91 86	177	$600	
Paul Harney	Withdrew	75 77 78	230	$600	
Jacky Cupit	Withdrew	82	82	$500	
Claude Harmon	Withdrew	82	82	$500	
Henry Picard	Withdrew			$500	
Craig Wood	Withdrew			$500	
TOTAL				**$108,000**	

1963 Cumulative Course Statistics

Hole	Yards	Par	Average	Rank*	Eagles	Birdies	Pars	Bogeys	Double Bogeys	Other
1	400	4	4.260	T7	0	17	163	77	4	0
2	555	5	4.808	18	4	78	145	32	2	0
3	355	4	4.065	14	0	28	188	45	0	0
4	220	3	3.413	1	0	12	146	89	11	3
5	450	4	4.245	9	0	13	177	65	6	0
6	190	3	3.122	13	0	23	184	53	1	0
7	365	4	4.226	10	0	19	169	68	5	0
8	530	5	4.977	16	0	53	167	35	6	0
9	420	4	4.149	12	0	23	180	56	1	1
Out	**3,485**	**36**	**37.268**		**4**	**266**	**1,519**	**520**	**36**	**4**
10	470	4	4.360	2	0	13	153	85	8	2
11	445	4	4.325	T3	0	14	161	74	11	1
12	155	3	3.325	T3	0	25	148	70	16	2
13	475	5	4.946	17	1	74	143	27	14	2
14	420	4	4.260	T7	0	14	169	74	4	0
15	520	5	4.996	15	2	67	144	30	15	3
16	190	3	3.164	11	0	22	185	45	7	2
17	400	4	4.272	6	0	16	167	70	7	1
18	420	4	4.306	5	0	17	154	83	7	0
In	**3,495**	**36**	**37.957**		**3**	**262**	**1,424**	**558**	**89**	**13**
Total	**6,980**	**72**	**75.226**		**7**	**528**	**2,943**	**1,078**	**125**	**17**

*Holes ranked from 1 (most difficult) to 18 (least difficult)

Scoring Summary

	Below 70	Under Par	Par	Over Par	80 & Over	Course Average	Round Leader	Low Round	Jack Nicklaus
Round 1	2	7	2	73	20	76.646	Bo Wininger (69) Mike Souchak (69)	Bo Wininger (69) Mike Souchak (69)	T14
Round 2	3	11	12	57	6	74.850	Mike Souchak (139)	Jack Nicklaus (66)	T2
Round 3	0	3	4	43	7	75.880	Jack Nicklaus (214)	Billy Casper (71) Chen Ching-Po (71) Julius Boros (71)	1
Round 4	5	18	7	24	2	72.796	Jack Nicklaus (286)	George Bayer (67)	1
All Rounds	**10**	**39**	**25**	**197**	**35**	**75.226**			

1962 MASTERS TOURNAMENT
APRIL 5-9, 1962 (18-HOLE PLAYOFF)

Cut: 52 players at five-over-par 149 from a starting field of 109

Summary: Arnold Palmer (68) captured his third Masters title in the Tournament's first three-way playoff defeating defending champion Gary Player (71) and Dow Finsterwald (77). The cut was changed to low 44 plus ties.

PLAYER	POSITION	SCORES	TOTAL	PRIZE MONEY	STATUS
Arnold Palmer	1	70 66 69 75	280	$20,000	Playoff
Gold Medal: Winner					
Bas-Relief Sterling Silver Replica of Masters Trophy: Winner					
Silver Cigarette Box Engraved with Players' Names: Winner					
Crystal Vase: Day's Low Score (66), Round 2					
Gary Player (South Africa)	2	67 71 71 71	280	$12,000	Playoff
Silver Medal: Runner-up					
Crystal Vase: Day's Low Score (67), Round 1					
Crystal Highball Glass: Eagle, Round 2, Hole 15					
Dow Finsterwald	3	74 68 65 73	280	$8,000	Playoff
Crystal Vase: Day's Low Score (65), Round 3					
Crystal Highball Glass: Eagle, Round 2, Hole 13					
Gene Littler	4	71 68 71 72	282	$6,000	
Jerry Barber	T5	72 72 69 74	287	$3,600	
Crystal Highball Glass: Eagle, Round 1, Hole 11					
Jimmy Demaret	T5	73 73 71 70	287	$3,600	
Billy Maxwell	T5	71 73 72 71	287	$3,600	
Crystal Highball Glass: Eagle, Round 4, Hole 8					
Crystal Highball Glass: Eagle, Round 4, Hole 13					
Mike Souchak	T5	70 72 74 71	287	$3,600	
Charles R. Coe	T9	72 74 71 71	288		Amateur
Silver-Gold Cup: Low Amateur					
Gold Medal: Low Amateur					
Silver Cigarette Box Engraved with Amateurs' Names: Low Amateur					
Ken Venturi	T9	75 70 71 72	288	$2,000	
Julius Boros	T11	69 73 72 76	290	$1,450	
Gay Brewer	T11	74 71 70 75	290	$1,450	
Crystal Highball Glass: Eagle, Round 2, Hole 15					
Jack Fleck	T11	72 75 74 69	290	$1,450	
Crystal Vase: Day's Low Score (69), Round 4					
Crystal Highball Glass: Eagle, Round 2, Hole 15					
Harold R. Henning (South Africa)	T11	75 73 72 70	290	$1,450	
Billy Casper	T15	73 73 73 72	291	$1,160	
Gardner Dickinson Jr.	T15	70 71 72 78	291	$1,160	
Paul Harney	T15	74 71 74 72	291	$1,160	
Crystal Highball Glass: Eagle, Round 1, Hole 13					
Jack Nicklaus	T15	74 75 70 72	291	$1,160	
Crystal Highball Glass: Eagle, Round 2, Hole 13					
Sam Snead	T15	72 75 70 74	291	$1,160	
Jacky Cupit	T20	73 73 72 74	292	$1,000	
Lionel Hebert	T20	72 73 71 76	292	$1,000	
Crystal Highball Glass: Eagle, Round 1, Hole 15					
Don January	T20	71 73 74 74	292	$1,000	
Johnny Pott	T20	77 71 75 69	292	$1,000	
Crystal Vase: Day's Low Score (69), Round 4					
Al Balding (Canada)	24	75 68 78 72	293	$1,000	
Robert J. Charles (New Zealand)	T25	75 72 73 74	294	$625	
Crystal Highball Glass: Eagle, Round 2, Hole 15					
Bob Goalby	T25	74 74 73 73	294	$625	

1962 Masters Tournament (Continued)

PLAYER	POSITION	SCORES	TOTAL	PRIZE MONEY	STATUS
Ted Kroll	T25	72 74 72 76	294	$625	
Dave Ragan	T25	70 73 76 75	294	$625	
Bill Collins	T29	75 70 75 75	295	$500	
Bruce Crampton (Australia)	T29	72 75 74 74	295	$500	
Cary Middlecoff	T29	75 74 73 73	295	$500	
Lew Worsham	T29	75 70 78 72	295	$500	
Roberto De Vicenzo (Argentina)	T33	77 72 70 77	296	$500	
Lloyd Mangrum	T33	75 74 71 76	296	$500	
Byron Nelson	T33	72 76 72 76	296	$500	
Juan Rodriguez	T33	72 72 75 77	296	$500	
Doug Sanders	T33	74 74 73 75	296	$500	
Ben Hogan	38	78 71 75 73	297	$500	
Jack Burke Jr.	T39	78 69 73 78	298	$500	
Crystal Highball Glass: Eagle, Round 2, Hole 13					
Antonio Cerda (Mexico)	T39	74 75 75 74	298	$500	
Henry Picard	T39	75 73 76 74	298	$500	
Don Cherry	42	77 72 73 77	299		Amateur
Silver Medal: Low Amateur Runner-up					
Melvin Harbert	43	75 74 74 77	300	$500	
George Bayer	T44	71 76 74 80	301	$500	
Doug Ford	T44	75 72 76 78	301	$500	
Crystal Highball Glass: Eagle, Round 2, Hole 15					
Jose Maria Gonzalez Jr. (Brazil)	T44	75 74 73 79	301	$500	
Brian Wilkes (South Africa)	T44	74 75 74 78	301	$500	
Juan Antonio Estrada (Mexico)	T48	75 74 76 77	302		Amateur
Mario Gonzalez (Brazil)	T48	73 76 77 76	302	$500	
Chandler Harper	T48	73 76 79 74	302	$500	
Walter Burkemo		74 76	150	$400	
Robert Cochran		80 70	150		Amateur
Gerry De Wit (Holland)		76 74	150	$400	
Wes Ellis Jr.		74 76	150	$400	
Crystal Highball Glass: Eagle, Round 2, Hole 15					
Dick Mayer		76 74	150	$400	
Miguel J. Sala (Colombia)		74 76	150	$400	
Crystal Highball Glass: Eagle, Round 2, Hole 15					
Charles B. Smith		76 74	150		Amateur
Art Wall		76 74	150	$400	
Samuel H. Carmichael		76 75	151		Amateur
Dave Douglas		73 78	151	$400	
Stan Leonard (Canada)		77 74	151	$400	
Dave Marr		78 73	151	$400	
Marion C. Methvin Jr.		72 79	151		Amateur
Angel Miguel (Spain)		74 77	151	$400	
Eric Monti		77 74	151	$400	
Frank Phillips (Australia)		79 72	151	$400	
Phil Rodgers		76 75	151	$400	
Sydney Scott (England)		75 76	151	$400	
Edgar R. Updegraff		74 77	151		Amateur
Denis Hutchinson (South Africa)		76 76	152	$400	
Crystal Highball Glass: Eagle, Round 1, Hole 18					
Jim Ferrier		80 73	153	$400	
Ed Furgol		76 77	153	$400	
Tommy Bolt		74 80	154	$400	
Fidel Deluca (Argentina)		79 75	154	$400	
Kel Nagle (Australia)		75 79	154	$400	
William J. Patton		76 78	154		Amateur
Jim Turnesa		79 75	154	$400	
Deane R. Beman		80 75	155		Amateur

1962 Masters Tournament (Continued)

PLAYER	POSITION	SCORES	TOTAL	PRIZE MONEY	STATUS
Norman Von Nida (Australia)		78 77	155	$400	
Gene Andrews		77 79	156		Amateur
Ben Arda (Philippines)		79 77	156	$400	
Bruce Devlin (Australia)		80 76	156	$400	
Gene Francis		81 75	156		Amateur
Al Geiberger		77 79	156	$400	
Thomas B. Haliburton (England)		83 73	156	$400	
Claude Harmon		79 77	156	$400	
Sebastian Miguel (Spain)		77 79	156	$400	
Richard S. Norville		80 76	156		Amateur
Leopoldo Ruiz (Argentina)		82 74	156	$400	
Denny Shute		77 79	156	$400	
H. Dudley Wysong		78 79	157		Amateur
David A. Blair (Scotland)		81 77	158		Amateur
Robert W. Gardner		78 80	158		Amateur
Fred Hawkins		81 77	158	$400	
Victor Ghezzi		81 78	159	$400	
Richard H. Sikes		80 80	160		Amateur
Gary Cowan (Canada)		83 80	163		Amateur
Sam Parks Jr.		84 79	163	$400	
Johnny Revolta		81 82	163	$400	
Richard D. Chapman		80 84	164		Amateur
Horton Smith		92 88	180	$400	
Gene Sarazen	Withdrew	74 74	148	$400	
Jay Hebert	Withdrew	74	74	$400	
Herman Keiser	Withdrew	75	75	$400	
William Hyndman III	Withdrew	76	76		Amateur
Jock Hutchison	Withdrew			$400	
Fred McLeod	Withdrew			$400	
Billy Burke	Withdrew			$400	
Bob Rosburg	Disqualified	71 73 78	222	$400	
Crystal Highball Glass: Eagle, Round 2, Hole 13					
TOTAL				$108,300	

1962 Cumulative Course Statistics

Hole	Yards	Par	Average	Rank*	Eagles	Birdies	Pars	Bogeys	Double Bogeys	Other
1	400	4	4.194	10	0	19	219	70	5	0
2	555	5	4.974	15	0	66	195	47	4	1
3	355	4	4.156	T11	0	29	209	72	3	0
4	220	3	3.373	1	0	11	182	112	8	0
5	450	4	4.338	2	0	9	193	107	4	0
6	190	3	3.108	14	0	24	231	58	0	0
7	365	4	4.156	T11	0	33	201	76	3	0
8	530	5	4.805	18	1	88	196	27	1	0
9	420	4	4.265	5	0	14	205	91	3	0
Out	**3,485**	**36**	**37.373**		**1**	**293**	**1,831**	**660**	**31**	**1**
10	470	4	4.306	3	0	23	182	97	11	0
11	445	4	4.204	9	1	21	208	79	4	0
12	155	3	3.261	6	0	31	200	57	20	5
13	475	5	4.862	16	6	98	157	39	8	4
14	420	4	4.274	4	0	14	201	96	2	0
15	520	5	4.817	17	8	97	163	35	9	1
16	190	3	3.128	13	0	38	215	48	9	2
17	400	4	4.240	8	0	26	190	91	5	0
18	420	4	4.245	7	1	28	185	87	8	1
In	**3,495**	**36**	**37.341**		**16**	**376**	**1,701**	**629**	**76**	**13**
Total	**6,980**	**72**	**74.715**		**17**	**669**	**3,532**	**1,289**	**107**	**14**

*Holes ranked from 1 (most difficult) to 18 (least difficult)

Scoring Summary

	Below 70	Under Par	Par	Over Par	80 & Over	Course Average	Round Leader	Low Round	Arnold Palmer
Round 1	2	11	10	85	17	75.642	Gary Player (67)	Gary Player (67)	T3
Round 2	5	15	8	80	7	74.689	Arnold Palmer (136)	Arnold Palmer (66)	1
Round 3	3	14	7	30	0	73.118	Arnold Palmer (205)	Dow Finsterwald (65)	1
Round 4	2	8	7	35	1	74.220	Arnold Palmer (280) Dow Finsterwald (280) Gary Player (280)	Jack Fleck (69)	T1
All Rounds	**12**	**48**	**32**	**230**	**25**	**74.681**			

1961 MASTERS TOURNAMENT
APRIL 6-10, 1961

Cut: 41 players at five-over-par 149 from a starting field of 88
Weather: Rain Sunday, final round postponed, Monday finish.
Summary: Getting the ball up and down from the bunker at No. 18, Gary Player held off Arnold Palmer and amateur Charles Coe to become the Tournament's first international champion. Palmer took a 6 from the bunker for a double bogey.

PLAYER	POSITION	SCORES	TOTAL	PRIZE MONEY	STATUS
Gary Player (South Africa)	1	69 68 69 74	280	$20,000	
Gold Medal: Winner					
Bas-Relief Sterling Silver Replica of Masters Trophy: Winner					
Silver Cigarette Box Engraved with Players' Names: Winner					
Crystal Vase: Day's Low Score (68), Round 2					
Charles R. Coe	T2	72 71 69 69	281		Amateur
Silver Medal: Runner-up					
Silver-Gold Cup: Low Amateur					
Gold Medal: Low Amateur					
Silver Cigarette Box Engraved with Amateurs' Names: Low Amateur					
Crystal Highball Glass: Eagle, Round 2, Hole 13					
Arnold Palmer	T2	68 69 73 71	281	$12,000	
Silver Medal: Runner-up					
Crystal Vase: Day's Low Score (68), Round 1					
Tommy Bolt	T4	72 71 74 68	285	$7,000	
Crystal Vase: Day's Low Score (68), Round 4					
Crystal Highball Glass: Eagle, Round 2, Hole 2					
Don January	T4	74 68 72 71	285	$7,000	
Crystal Vase: Day's Low Score (68), Round 2					
Paul Harney	6	71 73 68 74	286	$4,800	
Jack Burke Jr.	T7	76 70 68 73	287	$3,200	
Crystal Highball Glass: Eagle, Round 3, Hole 15					
Billy Casper	T7	72 77 69 69	287	$3,200	
Bill Collins	T7	74 72 67 74	287	$3,200	
Crystal Vase: Day's Low Score (67), Round 3					
Jack Nicklaus	T7	70 75 70 72	287		Amateur
Silver Medal: Low Amateur Runner-up					
Walter Burkemo	T11	74 69 73 72	288	$1,667	
Crystal Highball Glass: Eagle, Round 2, Hole 2					
Robert W. Gardner	T11	74 71 72 71	288		Amateur
Crystal Highball Glass: Eagle, Round 3, Hole 2					
Doug Sanders	T11	76 71 68 73	288	$1,667	
Crystal Highball Glass: Eagle, Round 3, Hole 8					
Ken Venturi	T11	72 71 72 73	288	$1,667	
Stan Leonard (Canada)	T15	72 74 71 72	289	$1,300	
Gene Littler	T15	72 73 72 72	289	$1,300	
Bob Rosburg	T15	68 73 73 75	289	$1,300	
Crystal Vase: Day's Low Score (68), Round 1					
Crystal Highball Glass: Eagle, Round 3, Hole 8					
Sam Snead	T15	74 73 69 73	289	$1,300	
Dick Mayer	T19	76 72 70 73	291	$1,134	
Johnny Pott	T19	71 75 72 73	291	$1,134	
Peter Thomson (Australia)	T19	73 76 68 74	291	$1,134	
Roberto De Vicenzo (Argentina)	T22	73 74 71 74	292	$1,000	
Lew Worsham	T22	74 71 73 74	292	$1,000	
Antonio Cerda (Mexico)	T24	73 73 72 75	293	$1,000	
Crystal Highball Glass: Eagle, Round 2, Hole 2					
Fred Hawkins	T24	74 75 72 72	293	$1,000	

1961 Masters Tournament (Continued)

PLAYER	POSITION	SCORES	TOTAL	PRIZE MONEY	STATUS
Ted Kroll	T24	73 70 72 78	293	$1,000	
Al Balding (Canada)	27	74 74 70 76	294	$1,000	
Mason Rudolph	T28	77 69 72 77	295	$500	
Mike Souchak	T28	75 72 75 73	295	$500	
Jay Hebert	T30	72 75 69 80	296	$500	
Lionel Hebert	T30	74 69 74 79	296	$500	
Crystal Highball Glass: Eagle, Round 2, Hole 2					
Doug Ford	T32	71 76 78 73	298	$500	
Ben Hogan	T32	74 73 72 79	298	$500	
Byron Nelson	T32	71 72 78 77	298	$500	
Crystal Highball Glass: Eagle, Round 2, Hole 8					
Melvin Harbert	35	74 73 76 76	299	$500	
Bob Goalby	36	74 73 76 77	300	$500	
Jerry Barber	37	74 72 78 77	301	$500	
Miguel J. Sala (Colombia)	38	74 75 78 81	308	$500	
Deane R. Beman		73 77	150		Amateur
Charles R. Kocsis		77 73	150		Amateur
Charles F. Lewis III		74 76	150		Amateur
Cary Middlecoff		75 75	150	$400	
Angel Miguel (Spain)		75 75	150	$400	
Juan Rodriguez		77 73	150	$400	
Jim Turnesa		80 70	150	$400	
George Bayer		77 74	151	$400	
Julius Boros		75 76	151	$400	
Robert Sweeny Jr.		74 77	151		Amateur
Keith Alexander (Canada)		76 76	152	$400	
Dow Finsterwald		73 79	152	$400	
Mario Gonzalez (Brazil)		76 76	152	$400	
Sebastian Miguel (Spain)		74 78	152	$400	
Frank M. Taylor Jr.		74 78	152		Amateur
Crystal Highball Glass: Eagle, Round 2, Hole 2					
Don Cherry		79 74	153		Amateur
Bruce Crampton (Australia)		80 73	153	$400	
Jimmy Demaret		75 78	153	$400	
Bill Kerr (Canada)		75 78	153	$400	
Kel Nagle (Australia)		75 78	153	$400	
William J. Patton		78 75	153		Amateur
William Hyndman III		74 80	154		Amateur
Lloyd Mangrum		80 75	155	$400	
Sam Parks Jr.		80 75	155	$400	
Ed Furgol		75 81	156	$400	
Gene Sarazen		79 77	156	$400	
William C. Campbell		76 81	157		Amateur
Victor Ghezzi		74 83	157	$400	
Claude Harmon		76 81	157	$400	
Bob Harris		79 78	157	$400	
Phillip Brownlee (Canada)		79 79	158		Amateur
Richard D. Chapman		80 79	159		Amateur
J. Steve Spray		80 79	159		Amateur
Crystal Highball Glass: Eagle, Round 2, Hole 2					
Billy Burke		81 79	160	$400	
Robert Cochran		80 80	160		Amateur
John Farquhar		77 83	160		Amateur
Craig Wood		80 80	160	$400	
Claude C. Wild Jr.		78 83	161		Amateur
Herman Keiser		81 81	162	$400	
Tony Manero		80 82	162	$400	

1961 Masters Tournament (Continued)

PLAYER	POSITION	SCORES	TOTAL	PRIZE MONEY	STATUS
Johnny Revolta		84 80	164	$400	
Denny Shute		77 88	165	$400	
H. Ward Wettlaufer		80 85	165		Amateur
Horton Smith		86 83	169	$400	
Jack Fleck	Withdrew	74 71 73	218	$400	
Wes Ellis Jr.	Withdrew	75 73 74	222	$400	
E.J. Harrison	Withdrew	74 74 78	226	$400	
Chandler Harper	Withdrew	74	74	$400	
Jock Hutchison	Withdrew			$400	
Fred McLeod	Withdrew			$400	
TOTAL				**$99,100**	

1961 Cumulative Course Statistics

Hole	Yards	Par	Average	Rank*	Eagles	Birdies	Pars	Bogeys	Double Bogeys	Other
1	400	4	4.220	9	0	22	153	73	2	0
2	555	5	4.796	18	7	76	137	22	7	1
3	355	4	4.096	T12	0	27	173	49	1	0
4	220	3	3.336	3	0	9	154	82	4	1
5	450	4	4.348	1	0	10	149	85	6	0
6	190	3	3.096	T12	0	27	174	47	2	0
7	365	4	4.224	8	0	15	168	63	4	0
8	530	5	4.864	T15	3	58	163	23	2	1
9	420	4	4.044	14	0	28	184	37	1	0
Out	**3,485**	**36**	**37.024**		**10**	**272**	**1,455**	**481**	**29**	**3**
10	470	4	4.272	6	0	15	158	72	4	1
11	445	4	4.312	5	0	12	158	70	10	0
12	155	3	3.340	2	0	22	149	59	15	5
13	475	5	4.864	T15	1	80	132	27	9	1
14	420	4	4.200	10	0	18	165	66	1	0
15	520	5	4.860	17	1	67	151	29	1	1
16	190	3	3.196	11	0	23	172	40	13	2
17	400	4	4.244	7	0	27	143	73	6	1
18	420	4	4.316	4	0	15	153	70	12	0
In	**3,495**	**36**	**37.604**		**2**	**279**	**1,381**	**506**	**71**	**11**
Total	**6,980**	**72**	**74.628**		**12**	**551**	**2,836**	**987**	**100**	**14**

*Holes ranked from 1 (most difficult) to 18 (least difficult)

Scoring Summary

	Below 70	Under Par	Par	Over Par	80 & Over	Course Average	Round Leader	Low Round	Gary Player
Round 1	3	8	7	71	14	75.302	Arnold Palmer (68) Bob Rosburg (68)	Arnold Palmer (68) Bob Rosburg (68)	3
Round 2	6	16	5	64	15	75.376	Arnold Palmer (137) Gary Player (137)	Don January (68) Gary Player (68)	T1
Round 3	10	15	10	16	0	72.195	Gary Player (206)	Bill Collins (67)	1
Round 4	3	6	5	27	2	74.053	Gary Player (280)	Tommy Bolt (68)	1
All Rounds	**22**	**45**	**27**	**178**	**31**	**74.628**			

1960 MASTERS TOURNAMENT
APRIL 7-10, 1960

Cut: 45 players at six-over-par 150 from a starting field of 83

Summary: Arnold Palmer won his second Green Jacket when he birdied the final two holes Sunday to win the Masters by one stroke. It was the second wire-to-wire victory in Tournament history.

PLAYER	POSITION	SCORES	TOTAL	PRIZE MONEY	STATUS
Arnold Palmer	1	67 73 72 70	282	$17,500	
Gold Medal: Winner					
Bas-Relief Sterling Silver Replica of Masters Trophy: Winner					
Silver Cigarette Box Engraved with Players' Names: Winner					
Crystal Vase: Day's Low Score (67), Round 1					
Crystal Vase: Day's Low Score (70), Round 4					
Crystal Highball Glass: Eagle, Round 1, Hole 8					
Ken Venturi	2	73 69 71 70	283	$10,500	
Silver Medal: Runner-up					
Crystal Vase: Day's Low Score (70), Round 4					
Crystal Highball Glass: Eagle, Round 1, Hole 2					
Dow Finsterwald	3	71 70 72 71	284	$7,000	
Billy Casper	4	71 71 71 74	287	$5,250	
Julius Boros	5	72 71 70 75	288	$4,200	
Crystal Vase: Day's Low Score (70), Round 3					
Crystal Highball Glass: Eagle, Round 1, Hole 13					
Walter Burkemo	T6	72 69 75 73	289	$2,800	
Ben Hogan	T6	73 68 72 76	289	$2,800	
Crystal Vase: Day's Low Score (68), Round 2					
Gary Player (South Africa)	T6	72 71 72 74	289	$2,800	
Crystal Highball Glass: Eagle, Round 2, Hole 8					
Lionel Hebert	T9	74 70 73 73	290	$1,575	
Stan Leonard (Canada)	T9	72 72 72 74	290	$1,575	
Jack Burke Jr.	T11	72 72 74 74	292	$1,225	
Sam Snead	T11	73 74 72 73	292	$1,225	
Ted Kroll	T13	72 76 71 74	293	$1,225	
Jack Nicklaus	T13	75 71 72 75	293		Amateur
Silver-Gold Cup: Low Amateur					
Gold Medal: Low Amateur					
Silver Cigarette Box Engraved with Amateurs' Names: Low Amateur					
William J. Patton	T13	75 72 74 72	293		Amateur
Silver-Gold Cup: Low Amateur					
Gold Medal: Low Amateur					
Silver Cigarette Box Engraved with Amateurs' Names: Low Amateur					
Bruce Crampton (Australia)	T16	74 73 75 72	294	$1,050	
Claude Harmon	T16	69 72 75 78	294	$1,050	
Fred Hawkins	T16	69 78 72 75	294	$1,050	
Mike Souchak	T16	72 75 72 75	294	$1,050	
Tommy Bolt	T20	73 74 75 73	295	$875	
Don January	T20	70 72 74 79	295	$875	
Ed Oliver	T20	74 75 73 73	295	$875	
Bob Rosburg	T20	74 74 71 76	295	$875	
Crystal Highball Glass: Eagle, Round 3, Hole 2					
Frank M. Taylor Jr.	T20	70 74 73 78	295		Amateur
Tommy Aaron	T25	74 75 75 73	297		Amateur
Doug Ford	T25	74 72 80 71	297	$875	
Crystal Highball Glass: Eagle, Round 2, Hole 10					
Billy Maxwell	T25	72 71 79 75	297	$875	
Dave Ragan	T25	74 73 75 75	297	$875	

1960 Masters Tournament (Continued)

PLAYER	POSITION	SCORES	TOTAL	PRIZE MONEY	STATUS
George Bayer	T29	73 73 80 72	298	$500	
Deane R. Beman	T29	71 72 77 78	298		Amateur
Richard Crawford	T29	74 72 75 77	298		Amateur
Doug Sanders	T29	73 71 81 73	298	$500	
Gene Andrews	33	73 76 77 73	299		Amateur
Jerry Barber	T34	76 73 74 77	300	$500	
Jack Fleck	T34	78 71 77 74	300	$500	
Crystal Highball Glass: Eagle, Round 2, Hole 2					
Charles R. Kocsis	T34	76 72 78 74	300		Amateur
Dave Marr	T34	73 77 77 73	300	$500	
Harry Weetman (England)	T34	70 78 74 78	300	$500	
Charles R. Coe	T39	72 74 78 77	301		Amateur
Melvin Harbert	T39	73 77 74 77	301	$500	
Jay Hebert	T39	69 77 78 77	301	$500	
Jim Turnesa	T39	76 73 73 79	301	$500	
Lloyd Mangrum	43	74 74 76 78	302	$500	
Lew Worsham	44	72 76 74 84	306	$500	
H. Ward Wettlaufer	45	73 77 83 78	311		Amateur
Jimmy Demaret		75 76	151	$350	
Bob Goalby		76 75	151	$350	
Crystal Highball Glass: Eagle, Round 2, Hole 2					
Harold R. Henning (South Africa)		77 74	151	$350	
Dick Knight		75 76	151	$350	
Cary Middlecoff		75 76	151	$350	
Angel Miguel (Spain)		78 73	151	$350	
Mason Rudolph		78 73	151	$350	
Paul Runyan		73 78	151	$350	
Kel Nagle (Australia)		77 75	152	$350	
Byron Nelson		76 76	152	$350	
Norman Von Nida (Australia)		79 73	152	$350	
Crystal Highball Glass: Eagle, Round 1, Hole 15					
William C. Campbell		76 77	153		Amateur
Ed Furgol		76 77	153	$350	
Victor Ghezzi		73 80	153	$350	
Mario Gonzalez (Brazil)		78 75	153	$350	
Charles W. Harrison		74 79	153		Amateur
Gene Littler		71 82	153	$350	
Henry Picard		76 77	153	$350	
Horton Smith		76 77	153	$350	
David Goldman		77 77	154		Amateur
Chandler Harper		76 78	154	$350	
Robert Sweeny Jr.		81 73	154		Amateur
Bo Wininger		79 75	154	$350	
Denny Shute		78 77	155	$350	
Billy Burke		73 83	156	$350	
Denis Hutchinson (South Africa)		81 75	156	$350	
Herman Keiser		78 78	156	$350	
Gene Sarazen		76 80	156	$350	
H. Dudley Wysong		79 77	156		Amateur
Tony Manero		78 79	157	$350	
Ernie Vossler		78 80	158	$350	
Sam Parks Jr.		78 81	159	$350	
Johnny Revolta		81 81	162	$350	
Charles Evans Jr.		91 89	180		Amateur

1960 Masters Tournament (Continued)

PLAYER	POSITION	SCORES	TOTAL	PRIZE MONEY	STATUS
Craig Wood	Withdrew	80	80	$350	
Jock Hutchison	Withdrew			$350	
Fred McLeod	Withdrew			$350	
Richard D. Chapman	Disqualified	79	79		Amateur
TOTAL				**$86,350**	

1960 Cumulative Course Statistics

Hole	Yards	Par	Average	Rank*	Eagles	Birdies	Pars	Bogeys	Double Bogeys	Other
1	400	4	4.239	6	0	13	171	61	6	0
2	555	5	4.772	18	4	82	138	21	6	0
3	355	4	4.083	14	0	33	168	46	4	0
4	220	3	3.374	3	0	7	153	82	8	1
5	450	4	4.231	8	0	13	178	52	6	2
6	190	3	3.119	13	0	28	166	56	1	0
7	365	4	4.123	12	0	23	176	50	2	0
8	530	5	4.888	16	2	57	161	29	2	0
9	420	4	4.139	11	0	21	177	50	3	0
Out	**3,485**	**36**	**36.972**		**6**	**277**	**1,488**	**447**	**38**	**3**
10	470	4	4.314	4	1	15	148	78	9	0
11	445	4	4.454	1	0	10	137	85	18	1
12	155	3	3.394	2	0	16	151	60	19	5
13	475	5	4.844	17	1	87	125	30	6	2
14	420	4	4.195	9	0	16	171	63	1	0
15	520	5	4.984	15	1	57	147	38	7	1
16	190	3	3.247	5	0	18	170	48	14	1
17	400	4	4.235	7	0	24	149	73	5	0
18	420	4	4.188	10	0	15	174	60	1	0
In	**3,495**	**36**	**37.857**		**3**	**258**	**1,372**	**535**	**80**	**10**
Total	**6,980**	**72**	**74.829**		**9**	**535**	**2,860**	**982**	**118**	**13**

*Holes ranked from 1 (most difficult) to 18 (least difficult)

Scoring Summary

	Below 70	Under Par	Par	Over Par	80 & Over	Course Average	Round Leader	Low Round	Arnold Palmer
Round 1	4	11	10	60	5	74.704	Arnold Palmer (67)	Arnold Palmer (67)	1
Round 2	3	12	9	58	8	74.962	Arnold Palmer (140)	Ben Hogan (68)	1
Round 3	0	5	9	31	4	74.622	Arnold Palmer (212)	Julius Boros (70)	1
Round 4	0	4	3	38	1	74.889	Arnold Palmer (282)	Arnold Palmer (70) Ken Venturi (70)	1
All Rounds	**7**	**32**	**31**	**187**	**18**	**74.804**			

1959 MASTERS TOURNAMENT
APRIL 2-5, 1959

Cut: 42 players at five-over-par 149 from a starting field of 87
Summary: Art Wall birdied five of the last six holes for a final-round 66 to pass 12 players and win the Masters by one stroke.

PLAYER	POSITION	SCORES	TOTAL	PRIZE MONEY	STATUS
Art Wall	1	73 74 71 66	284	$15,000	
Gold Medal: Winner					
Silver Plaque with gold bar to indicate one Masters Tournament: Winner					
Silver Cigarette Box Engraved with Players' Names: Winner					
Crystal Vase: Day's Low Score (66), Round 4					
Cary Middlecoff	2	74 71 68 72	285	$7,500	
Silver Medal: Runner-up					
Crystal Highball Glass: Eagle, Round 2, Hole 15					
Crystal Highball Glass: Eagle, Round 4, Hole 15					
Arnold Palmer	3	71 70 71 74	286	$4,500	
Stan Leonard (Canada)	T4	69 74 69 75	287	$2,625	
Crystal Vase: Day's Low Score (69), Round 1					
Dick Mayer	T4	73 75 71 68	287	$2,625	
Charles R. Coe	6	74 74 67 73	288		Amateur
Silver-Gold Cup: Low Amateur					
Gold Medal: Low Amateur					
Silver Cigarette Box Engraved with Amateurs' Names: Low Amateur					
Crystal Vase: Day's Low Score (67), Round 3					
Fred Hawkins	7	77 71 68 73	289	$2,100	
Crystal Highball Glass: Eagle, Round 2, Hole 15					
Crystal Highball Glass: Eagle, Round 4, Hole 13					
Julius Boros	T8	75 69 74 72	290	$1,740	
Crystal Highball Glass: Eagle, Round 2, Hole 15					
Jay Hebert	T8	72 73 72 73	290	$1,740	
Gene Littler	T8	72 75 72 71	290	$1,740	
Billy Maxwell	T8	73 71 72 74	290	$1,740	
William J. Patton	T8	75 70 71 74	290		Amateur
Silver Medal: Low Amateur Runner-up					
Gary Player (South Africa)	T8	73 75 71 71	290	$1,740	
Crystal Highball Glass: Eagle, Round 4, Hole 8					
Melvin Harbert	T14	74 72 74 71	291	$1,425	
Crystal Highball Glass: Eagle, Round 4, Hole 8					
Chandler Harper	T14	71 74 74 72	291	$1,425	
Ted Kroll	T14	76 71 73 71	291	$1,425	
Ed Oliver	T14	75 69 73 74	291	$1,425	
Dow Finsterwald	T18	79 68 73 72	292	$1,300	
Crystal Vase: Day's Low Score (68), Round 2					
Jack Fleck	T18	74 71 71 76	292	$1,300	
William Hyndman III	T18	73 72 76 71	292		Amateur
Crystal Trophy Cup: Hole-in-One, Round 4, Hole 12					
Crystal Highball Glass: Eagle, Round 1, Hole 2					
Crystal Highball Glass: Eagle, Round 2, Hole 15					
Bo Wininger	T18	75 70 72 75	292	$1,300	
Crystal Highball Glass: Eagle, Round 2, Hole 15					
Walter Burkemo	T22	75 70 71 77	293	$1,275	
Charles R. Kocsis	T22	73 75 70 75	293		Amateur
Sam Snead	T22	74 73 72 74	293	$1,275	
Don Cherry	T25	77 71 75 71	294		Amateur
Crystal Highball Glass: Eagle, Round 4, Hole 15					

1959 Masters Tournament (Continued)

PLAYER	POSITION	SCORES	TOTAL	PRIZE MONEY	STATUS
Doug Ford	T25	76 73 73 72	294	$1,200	
Crystal Highball Glass: Eagle, Round 4, Hole 13					
Paul Harney	T25	75 69 77 73	294	$1,200	
Crystal Highball Glass: Eagle, Round 2, Hole 8					
Angel Miguel (Spain)	T25	72 72 76 74	294	$1,200	
Mike Souchak	T25	73 71 74 76	294	$1,200	
Crystal Highball Glass: Eagle, Round 4, Hole 13					
Tommy Bolt	T30	72 75 72 76	295	$350	
Ben Hogan	T30	73 74 76 72	295	$350	
Bob Rosburg	T30	75 74 73 73	295	$350	
David C. Thomas (England)	T30	73 71 77 74	295	$350	
Crystal Highball Glass: Eagle, Round 2, Hole 15					
Jack Burke Jr.	T34	71 77 76 72	296	$350	
Frank Stranahan	T34	74 72 73 77	296	$350	
Don January	36	74 75 70 78	297	$350	
Marty Furgol	37	74 74 74 76	298	$350	
Ernie Vossler	38	74 74 75 76	299	$350	
Lionel Hebert	39	77 72 76 75	300	$350	
Crystal Highball Glass: Eagle, Round 2, Hole 15					
George Bayer	40	74 75 77 77	303	$350	
Deane R. Beman		74 76	150		Amateur
Bruce Crampton (Australia)		75 75	150	$350	
Crystal Highball Glass: Eagle, Round 1, Hole 13					
Tommy Jacobs		77 73	150	$350	
Jack Nicklaus		76 74	150		Amateur
Richard D. Chapman		75 76	151		Amateur
Claude Harmon		74 77	151	$350	
Lloyd Mangrum		74 77	151	$350	
Ken Venturi		75 76	151	$350	
H. Ward Wettlaufer		77 74	151		Amateur
Crystal Highball Glass: Eagle, Round 1, Hole 2					
Billy Casper		76 76	152	$350	
Wes Ellis Jr.		75 77	152	$350	
Al Mengert		76 76	152	$350	
Dick Metz		78 74	152	$350	
Johnny Revolta		76 76	152	$350	
Jack Westland		78 74	152		Amateur
Henry Picard		77 76	153	$350	
Jim Turnesa		77 76	153	$350	
Victor Ghezzi		74 80	154	$350	
Frank M. Taylor Jr.		81 73	154		Amateur
Tommy Aaron		79 76	155		Amateur
Buster Cupit		81 74	155	$350	
Robert Goetz		78 77	155	$350	
Herman Keiser		78 77	155	$350	
Phil Rodgers		78 77	155		Amateur
Ed Furgol		78 78	156	$350	
Gene Sarazen		77 79	156	$350	
Denny Shute		81 75	156	$350	
Lew Worsham		76 80	156	$350	
Henry Martell (Canada)		80 77	157	$350	
John McMullin		78 79	157	$350	
William C. Campbell		81 77	158		Amateur

1959 Masters Tournament (Continued)

PLAYER	POSITION	SCORES	TOTAL	PRIZE MONEY	STATUS
Robert Sweeny Jr.		81 77	158		Amateur
Billy Burke		81 78	159	$350	
Dick Foote		84 76	160		Amateur
Roger T. McManus		81 79	160		Amateur
Retief Waltman (South Africa)		84 77	161	$350	
Bruce Castator (Canada)		82 80	162		Amateur
Jimmy Demaret		78 84	162	$350	
Craig Wood		83 81	164	$350	
Tony Manero		82 83	165	$350	
Sam Parks Jr.		86 79	165	$350	
Horton Smith		83 83	166	$350	
Charles Evans Jr.		90 87	177		Amateur
Byron Nelson	Withdrew	75 73	148	$350	
Jock Hutchison	Withdrew	85	85	$350	
Fred McLeod	Withdrew	89	89	$350	
Peter Thomson (Australia)	Disqualified	72 74 71	217	$350	
Crystal Highball Glass: Eagle, Round 2, Hole 13					
TOTAL				**$75,400**	

1959 Cumulative Course Statistics

Hole	Yards	Par	Average	Rank*	Eagles	Birdies	Pars	Bogeys	Double Bogeys	Other
1	400	4	4.284	7	0	13	163	69	8	0
2	555	5	4.905	15	2	56	161	32	2	0
3	355	4	4.106	13	0	32	165	53	3	0
4	220	3	3.316	5	0	12	158	77	3	3
5	450	4	4.391	3	0	12	140	91	10	0
6	190	3	3.075	14	0	28	179	45	1	0
7	365	4	4.142	12	0	27	166	57	3	0
8	530	5	4.845	16	3	63	161	22	4	0
9	420	4	4.169	11	0	17	178	56	2	0
Out	**3,485**	**36**	**37.237**		**5**	**260**	**1,471**	**502**	**36**	**3**
10	470	4	4.422	T1	0	9	140	93	10	1
11	445	4	4.422	T1	0	15	137	83	16	2
12	155	3	3.300	6	1	23	149	61	17	2
13	475	5	4.806	17	5	84	126	31	7	0
14	420	4	4.324	4	0	10	159	76	8	0
15	520	5	4.719	18	9	83	133	26	2	0
16	190	3	3.264	8	0	14	177	46	13	3
17	400	4	4.177	10	0	24	160	69	0	0
18	420	4	4.209	9	0	24	161	61	6	1
In	**3,495**	**36**	**37.648**		**15**	**286**	**1,342**	**546**	**79**	**9**
Total	**6,980**	**72**	**74.885**		**20**	**546**	**2,813**	**1,048**	**115**	**12**

*Holes ranked from 1 (most difficult) to 18 (least difficult)

Scoring Summary

	Below 70	Under Par	Par	Over Par	80 & Over	Course Average	Round Leader	Low Round	Art Wall Jr.
Round 1	1	4	5	78	18	76.552	Stan Leonard (69)	Stan Leonard (69)	T10
Round 2	4	16	5	64	8	74.929	Arnold Palmer (141)	Dow Finsterwald (68)	T21
Round 3	4	14	6	21	0	72.707	Arnold Palmer (212)	Charles R. Coe (67) Stan Leonard (212)	T13
Round 4	2	8	7	25	0	73.400	Art Wall, Jr. (284)	Art Wall Jr. (66)	1
All Rounds	**11**	**42**	**23**	**188**	**26**	**74.885**			

1958 MASTERS TOURNAMENT
APRIL 3-6, 1958

Cut: 43 players at five-over-par 149 from a starting field of 86

Summary: Aided by an eagle at No. 13 Sunday, Arnold Palmer won his first of four Masters titles. That year, Herbert Warren Wind first used 'Amen Corner' in a story to describe where the critical final day's action had occurred.

PLAYER	POSITION	SCORES	TOTAL	PRIZE MONEY	STATUS
Arnold Palmer	1	70 73 68 73	284	$11,250	
Gold Medal: Winner					
Silver Plaque with gold bar to indicate one Masters Tournament: Winner					
Silver Cigarette Box Engraved with Players' Names: Winner					
Crystal Vase: Day's Low Score (68), Round 3					
Crystal Highball Glass: Eagle, Round 4, Hole 13					
Doug Ford	T2	74 71 70 70	285	$4,500	
Silver Medal: Runner-up					
Crystal Vase: Day's Low Score (70), Round 4					
Fred Hawkins	T2	71 75 68 71	285	$4,500	
Silver Medal: Runner-up					
Crystal Vase: Day's Low Score (68), Round 3					
Stan Leonard (Canada)	T4	72 70 73 71	286	$1,969	
Ken Venturi	T4	68 72 74 72	286	$1,969	
Crystal Vase: Day's Low Score (68), Round 1					
Cary Middlecoff	T6	70 73 69 75	287	$1,519	
Art Wall	T6	71 72 70 74	287	$1,519	
William J. Patton	8	72 69 73 74	288		Amateur
Silver-Gold Cup: Low Amateur					
Gold Medal: Low Amateur					
Silver Cigarette Box Engraved with Amateurs' Names: Low Amateur					
Crystal Vase: Day's Low Score (69), Round 2					
Claude Harmon	T9	71 76 72 70	289	$1,266	
Crystal Vase: Day's Low Score (70), Round 4					
Crystal Highball Glass: Eagle, Round 1, Hole 15					
Jay Hebert	T9	72 73 73 71	289	$1,266	
Billy Maxwell	T9	71 70 72 76	289	$1,266	
Crystal Highball Glass: Eagle, Round 1, Hole 13					
Al Mengert	T9	73 71 69 76	289	$1,266	
Sam Snead	13	72 71 68 79	290	$1,125	
Crystal Vase: Day's Low Score (68), Round 3					
Crystal Highball Glass: Eagle, Round 1, Hole 2					
Jimmy Demaret	T14	69 79 70 73	291	$1,050	
Crystal Highball Glass: Eagle, Round 3, Hole 15					
Ben Hogan	T14	72 77 69 73	291	$1,050	
Mike Souchak	T14	72 75 73 71	291	$1,050	
Dow Finsterwald	T17	72 71 74 75	292	$975	
Melvin Harbert	T17	69 74 73 76	292	$975	
Bo Wininger	T17	69 73 71 79	292	$975	
Billy Casper	T20	76 71 72 74	293	$957	
Byron Nelson	T20	71 77 74 71	293	$957	
Crystal Highball Glass: Eagle, Round 4, Hole 8					
Phil Rodgers	22	77 72 73 72	294		Amateur
Silver Medal: Low Amateur Runner-up					
Charles R. Coe	T23	73 76 69 77	295		Amateur
Crystal Highball Glass: Eagle, Round 1, Hole 13					
Ted Kroll	T23	73 75 75 72	295	$900	
Peter Thomson (Australia)	T23	72 74 73 76	295	$900	
Al Balding (Canada)	T26	75 72 71 78	296	$900	

1958 Masters Tournament (Continued)

PLAYER	POSITION	SCORES	TOTAL	PRIZE MONEY	STATUS
Bruce Crampton (Australia)	T26	73 76 72 75	296	$900	
William Hyndman III	T26	71 76 70 79	296		Amateur
George Bayer	T29	74 75 72 76	297	$350	
Arnold Blum	T29	72 74 75 76	297		Amateur
Joe E. Campbell	T29	73 75 74 75	297		Amateur
Tommy Bolt	T32	74 75 74 75	298	$350	
Lionel Hebert	T32	71 77 75 75	298	$350	
Flory Van Donck (Belgium)	T32	70 74 75 79	298	$350	
Marty Furgol	T35	74 73 75 77	299	$350	
Dave Ragan	T35	73 73 77 76	299	$350	
Crystal Highball Glass: Eagle, Round 4, Hole 13					
Paul Runyan	T35	73 76 73 77	299	$350	
Jim Turnesa	T35	72 76 76 75	299	$350	
Julius Boros	T39	73 72 78 77	300	$350	
Jack Fleck	T39	71 76 78 75	300	$350	
Pete Nakamura (Japan)	41	76 73 76 76	301	$350	
Gene Littler	42	75 73 74 80	302	$350	
Norman Von Nida (Australia)	43	69 80 79 80	308	$350	
Rex Baxter Jr.		72 78	150	$350	
Henry Picard		72 78	150	$350	
Gary Player (South Africa)		74 76	150	$350	
Jack Burke Jr.		74 77	151	$350	
Roberto De Vicenzo (Argentina)		71 80	151	$350	
Charles R. Kocsis		76 75	151		Amateur
Lloyd Mangrum		76 75	151	$350	
Dale Morey		74 77	151		Amateur
Henry Ransom		73 78	151	$350	
Frank Stranahan		72 79	151	$350	
William C. Campbell		77 75	152		Amateur
Crystal Highball Glass: Eagle, Round 2, Hole 15					
Mason Rudolph		79 73	152		Amateur
E. Harvie Ward Jr.		76 76	152		Amateur
Don Whitt		72 80	152	$350	
Ed Furgol		75 78	153	$350	
Dick Mayer		74 79	153	$350	
Nick Weslock (Canada)		76 77	153		Amateur
Walter Burkemo		74 80	154	$350	
Mike Fetchick		75 79	154	$350	
Chandler Harper		79 75	154	$350	
Johnny Revolta		74 80	154	$350	
Gene Andrews		73 82	155		Amateur
Victor Ghezzi		78 77	155	$350	
Koichi Ono (Japan)		74 81	155	$350	
Richard D. Chapman		82 75	157		Amateur
Robert J. Charles (New Zealand)		77 80	157		Amateur
Herman Keiser		76 81	157	$350	
Denny Shute		75 82	157	$350	
Lew Worsham		75 82	157	$350	
Sam Parks Jr.		78 80	158	$350	
Frank Phillips (Australia)		75 83	158	$350	
Gene Sarazen		81 78	159	$350	
Craig Wood		82 77	159	$350	
Charles Sheppard		83 79	162	$350	
Frank M. Taylor Jr.		79 83	162		Amateur
Billy Burke		80 83	163	$350	
Don Cherry		76 87	163		Amateur

1958 Masters Tournament (Continued)

PLAYER	POSITION	SCORES	TOTAL	PRIZE MONEY	STATUS
Tony Manero		82 82	164	$350	
Hillman Robbins		80 84	164		Amateur
Henri De Lamaze (France)		84 81	165		Amateur
Horton Smith		80 86	166	$350	
Jock Hutchison	Withdrew			$350	
Fred McLeod	Withdrew			$350	
TOTAL				**$60,050**	

1958 Cumulative Course Statistics

Hole	Yards	Par	Average	Rank*	Eagles	Birdies	Pars	Bogeys	Double Bogeys	Other
1	400	4	4.259	T8	0	16	164	66	8	0
2	555	5	4.736	18	1	82	156	13	2	0
3	355	4	4.047	14	0	35	173	45	1	0
4	220	3	3.283	T6	0	15	157	77	5	0
5	450	4	4.374	2	0	7	150	93	3	1
6	190	3	3.133	13	0	21	178	55	0	0
7	365	4	4.149	12	0	25	169	57	3	0
8	530	5	4.984	15	1	45	167	39	2	0
9	420	4	4.208	10	0	20	165	65	4	0
Out	**3,485**	**36**	**37.177**		**2**	**266**	**1,479**	**510**	**28**	**1**
10	470	4	4.389	1	0	13	141	88	12	0
11	445	4	4.334	3	0	8	170	64	10	2
12	155	3	3.283	T6	0	27	153	52	19	3
13	475	5	4.771	17	4	87	136	21	3	3
14	420	4	4.259	T8	0	21	150	79	4	0
15	520	5	4.850	16	3	78	132	37	3	1
16	190	3	3.291	5	0	18	156	73	3	4
17	400	4	4.173	11	0	25	163	63	3	0
18	420	4	4.314	4	0	18	146	82	8	0
In	**3,495**	**36**	**37.669**		**7**	**295**	**1,347**	**559**	**65**	**13**
Total	**6,980**	**72**	**74.846**		**9**	**561**	**2,826**	**1,069**	**93**	**14**

*Holes ranked from 1 (most difficult) to 18 (least difficult)

Scoring Summary

	Below 70	Under Par	Par	Over Par	80 & Over	Course Average	Round Leader	Low Round	Arnold Palmer
Round 1	5	17	14	53	9	74.238	Ken Venturi (68)	Ken Venturi (68)	T6
Round 2	1	8	5	71	20	76.476	Ken Venturi (140)	Billy Joe Patton (69)	T6
Round 3	7	13	5	25	0	72.767	Arnold Palmer (211) Sam Snead (211)	Arnold Palmer (68) Sam Snead (68) Fred Hawkins (68)	T1
Round 4	0	7	3	33	2	74.930	Arnold Palmer (284)	Claude Harmon (70) Doug Ford (70)	1
All Rounds	**13**	**45**	**27**	**182**	**31**	**74.846**			

1957 MASTERS TOURNAMENT
APRIL 4-7, 1957

Cut: 40 players at six-over-par 150 from a starting field of 101

Summary: Starting Sunday three strokes behind Sam Snead, Doug Ford won the Masters title by three. During the final round, Ford holed out from the bunker for birdie at No. 18. That year instituted the cut to low 40 scores plus ties.

PLAYER	POSITION	SCORES	TOTAL	PRIZE MONEY	STATUS
Doug Ford	1	72 73 72 66	283	$8,750	
Gold Medal: Winner					
Silver Plaque with gold bar to indicate one Masters Tournament: Winner					
Silver Cigarette Box Engraved with Players' Names: Winner					
Crystal Vase: Day's Low Score (66), Round 4					
Sam Snead	2	72 68 74 72	286	$4,375	
Silver Medal: Runner-up					
Crystal Vase: Day's Low Score (68), Round 2					
Crystal Highball Glass: Eagle, Round 2, Hole 15					
Jimmy Demaret	3	72 70 75 70	287	$2,625	
E. Harvie Ward Jr.	4	73 71 71 73	288		Amateur
Silver-Gold Cup: Low Amateur					
Gold Medal: Low Amateur					
Peter Thomson (Australia)	5	72 73 73 71	289	$1,750	
Ed Furgol	6	73 71 72 74	290	$1,313	
Crystal Highball Glass: Eagle, Round 2, Hole 13					
Jack Burke Jr.	T7	71 72 74 74	291	$1,138	
Crystal Vase: Day's Low Score (71), Round 1					
Crystal Highball Glass: Eagle, Round 1, Hole 13					
Dow Finsterwald	T7	74 74 73 70	291	$1,138	
Arnold Palmer	T7	73 73 69 76	291	$1,138	
Crystal Highball Glass: Eagle, Round 2, Hole 13					
Crystal Highball Glass: Eagle, Round 3, Hole 15					
Jay Hebert	10	74 72 76 70	292	$1,007	
Marty Furgol	T11	73 74 73 73	293	$941	
Stan Leonard (Canada)	T11	75 72 68 78	293	$941	
Crystal Vase: Day's Low Score (68), Round 3					
Henry Cotton (England)	T13	73 73 72 76	294	$854	
Crystal Highball Glass: Eagle, Round 2, Hole 15					
Frank M. Taylor Jr.	T13	74 74 77 69	294		Amateur
Silver Medal: Low Amateur Runner-up					
Ken Venturi	T13	74 76 74 70	294	$854	
Crystal Highball Glass: Eagle, Round 4, Hole 8					
Al Balding (Canada)	T16	73 73 73 76	295	$779	
Crystal Highball Glass: Eagle, Round 1, Hole 8					
Billy Casper	T16	75 75 75 70	295	$779	
Mike Fetchick	T16	74 73 72 76	295	$779	
Crystal Highball Glass: Eagle, Round 2, Hole 2					
Fred Hawkins	T16	75 74 72 74	295	$779	
Byron Nelson	T16	74 72 73 76	295	$779	
Bruce Crampton (Australia)	T21	72 75 78 71	296	$730	
Al Mengert	T21	75 75 71 75	296	$730	
Henry Ransom	T21	75 73 72 76	296	$730	
Doug Sanders	T31	76 72 75 77	300	$300	
Marvin Ward	T31	73 75 76 76	300	$300	
Rex Baxter Jr.	34	79 71 73 78	301		Amateur
Dick Mayer	T35	80 70 75 77	302	$300	
Henry Picard	T35	79 71 78 74	302	$300	
Crystal Highball Glass: Eagle, Round 2, Hole 13					

1957 Masters Tournament (Continued)

PLAYER	POSITION	SCORES	TOTAL	PRIZE MONEY	STATUS
Sam Urzetta	T35	74 73 78 77	302	$300	
Don Cherry	T38	78 72 76 77	303		Amateur
Crystal Highball Glass: Eagle, Round 4, Hole 13					
Claude Harmon	T38	78 72 77 76	303	$300	
Hillman Robbins	40	77 73 74 80	304		Amateur
Tommy Bolt		74 77	151	$300	
Bruce Cudd		74 77	151		Amateur
Ben Hogan		76 75	151	$300	
Gene Littler		76 75	151	$300	
Murray Norman (Canada)		77 74	151	$300	
Bill Ogden		74 77	151	$300	
Bob Toski		78 73	151	$300	
Art Wall		79 72	151	$300	
Trevor Wilkes (South Africa)		75 76	151	$300	
Ted Gleichmann		76 76	152		Amateur
Crystal Highball Glass: Eagle, Round 1, Hole 8					
Cary Middlecoff		79 73	152	$300	
Bob Rosburg		76 76	152	$300	
Mike Souchak		78 74	152	$300	
Jim Turnesa		76 76	152	$300	
Errie Ball		75 78	153	$300	
Arnold Blum		79 74	153		Amateur
Gardner Dickinson Jr.		77 76	153	$300	
Paul Runyan		74 79	153	$300	
Lew Worsham		77 76	153	$300	
Richard L. Yost		74 79	153		Amateur
Walter Burkemo		79 75	154	$300	
Joe Conrad		78 76	154		Amateur
Melvin Harbert		79 75	154	$300	
Charles R. Kocsis		77 77	154		Amateur
Denny Shute		75 79	154	$300	
Frank Stranahan		79 75	154	$300	
Pete Cooper		80 75	155	$300	
Victor Ghezzi		79 76	155	$300	
Fred Haas Jr.		74 81	155	$300	
Shelley Mayfield		78 77	155	$300	
Edward Meister Jr.		80 75	155		Amateur
Gene Sarazen		80 75	155	$300	
Richard D. Chapman		79 77	156		Amateur
E.J. Harrison		75 81	156	$300	
Ted Kroll		79 77	156	$300	
Jerry Magee (Canada)		77 79	156		Amateur
Harry Weetman (England)		79 77	156	$300	
Joe E. Campbell		78 79	157		Amateur
Wes Ellis Jr.		80 77	157	$300	
Terl Johnson		77 80	157	$300	
Sam Parks Jr.		81 76	157	$300	
Julius Boros		79 79	158	$300	
William C. Campbell		82 76	158		Amateur
Chandler Harper		80 78	158	$300	
Herman Keiser		80 78	158	$300	
Dale Morey		80 78	158		Amateur
James G. Jackson		83 76	159		Amateur
Horton Smith		77 82	159	$300	
Craig Wood		82 77	159	$300	

1957 Masters Tournament (Continued)

PLAYER	POSITION	SCORES	TOTAL	PRIZE MONEY	STATUS
William J. Patton		77 83	160		Amateur
Johnny Revolta		81 79	160	$300	
Johnny Bulla		80 82	162	$300	
Tony Manero		78 84	162	$300	
Bob Kay (Canada)		88 78	166	$300	
Sargio M. Fontanini		85 83	168		Amateur
Bob Hamilton	Withdrew	78	78	$300	
Billy Maxwell	Withdrew	81	81	$300	
Jock Hutchison	Withdrew	83	83	$300	
Billy Burke	Withdrew	85	85	$300	
Fred McLeod	Withdrew	88	88	$300	
Charles R. Coe	Disqualified	86	86		Amateur
TOTAL				**$51,800**	

1957 Cumulative Course Statistics

Hole	Yards	Par	Average	Rank*	Eagles	Birdies	Pars	Bogeys	Double Bogeys	Other
1	400	4	4.213	9	0	18	186	67	5	0
2	555	5	4.996	15	1	49	183	37	5	1
3	355	4	4.141	13	0	34	171	69	2	0
4	220	3	3.347	5	0	11	170	84	10	1
5	450	4	4.449	4	0	10	148	106	10	2
6	190	3	3.115	14	0	26	192	58	0	0
7	365	4	4.192	10	0	23	185	61	6	1
8	530	5	4.949	16	3	57	172	40	3	1
9	420	4	4.250	7	0	15	182	74	5	0
Out	**3,485**	**36**	**37.655**		**4**	**243**	**1,589**	**596**	**46**	**6**
10	470	4	4.510	2	0	11	128	124	11	2
11	445	4	4.521	1	0	7	140	109	19	1
12	155	3	3.463	3	0	17	158	69	23	9
13	475	5	4.858	17	5	87	135	40	9	0
14	420	4	4.170	11	0	25	181	68	2	0
15	520	5	4.797	18	3	86	154	30	3	0
16	190	3	3.152	12	0	25	193	52	4	2
17	400	4	4.260	6	0	12	183	78	3	0
18	420	4	4.217	8	0	16	186	72	2	0
In	**3,495**	**36**	**37.952**		**8**	**286**	**1,458**	**642**	**76**	**14**
Total	**6,980**	**72**	**75.607**		**12**	**529**	**3,047**	**1,238**	**122**	**20**

*Holes ranked from 1 (most difficult) to 18 (least difficult)

Scoring Summary

	Below 70	Under Par	Par	Over Par	80 & Over	Course Average	Round Leader	Low Round	Doug Ford
Round 1	0	1	5	95	21	77.109	Jack Burke Jr. (71)	Jack Burke Jr. (71)	T2
Round 2	1	9	10	76	8	75.295	Sam Snead (140)	Sam Snead (68)	T6
Round 3	2	4	6	30	0	74.225	Sam Snead (214)	Stan Leonard (68)	T6
Round 4	2	10	1	29	1	73.950	Doug Ford (283)	Doug Ford (66)	1
All Rounds	**5**	**24**	**22**	**230**	**30**	**75.609**			

1956 MASTERS TOURNAMENT
APRIL 5-8, 1956

Summary: Jack Burke Jr. scored a final-round 71, one of only two subpar rounds Sunday, to rally from a Tournament record eight strokes back and defeat amateur Ken Venturi. Burke's 289, along with Sam Snead in 1954 and Zach Johnson in 2007, remains the highest winning total in Masters history.

PLAYER	POSITION	SCORES	TOTAL	PRIZE MONEY	STATUS
Jack Burke Jr.	1	72 71 75 71	289	$6,000	
Gold Medal: Winner					
Silver Plaque with gold bar to indicate one Masters Tournament: Winner					
Silver Cigarette Box Engraved with Players' Names: Winner					
Crystal Vase: Day's Low Score (71), Round 4					
Ken Venturi	2	66 69 75 80	290		Amateur
Silver Medal: Runner-up					
Silver-Gold Cup: Low Amateur					
Gold Medal: Low Amateur					
Crystal Vase: Day's Low Score (66), Round 1					
Crystal Vase: Day's Low Score (69), Round 2					
Crystal Highball Glass: Eagle, Round 1, Hole 13					
Crystal Highball Glass: Eagle, Round 2, Hole 8					
Cary Middlecoff	3	67 72 75 77	291	$3,750	
Lloyd Mangrum	T4	72 74 72 74	292	$2,325	
Crystal Vase: Day's Low Score (72), Round 3					
Sam Snead	T4	73 76 72 71	292	$2,325	
Crystal Vase: Day's Low Score (72), Round 3					
Crystal Vase: Day's Low Score (71), Round 4					
Jerry Barber	T6	71 72 76 75	294	$1,350	
Doug Ford	T6	70 72 75 77	294	$1,350	
Tommy Bolt	T8	68 74 78 76	296	$975	
Ben Hogan	T8	69 78 74 75	296	$975	
Shelley Mayfield	T8	68 74 80 74	296	$975	
Crystal Highball Glass: Eagle, Round 2, Hole 13					
Johnny Palmer	11	76 74 74 73	97	$875	
Pete Cooper	T12	72 70 77 79	298	$735	
Gene Littler	T12	73 77 74 74	298	$735	
William J. Patton	T12	70 76 79 73	298		Amateur
Silver Medal: Low Amateur Runner-up					
Crystal Highball Glass: Eagle, Round 1, Hole 13					
Sam Urzetta	T12	73 75 76 74	298	$735	
Bob Rosburg	16	70 74 81 74	299	$675	
Walter Burkemo	T17	72 74 78 76	300	$660	
Roberto De Vicenzo (Argentina)	T17	75 72 78 75	300	$660	
Hillman Robbins	T17	73 73 78 76	300		Amateur
Mike Souchak	T17	73 73 74 80	300	$660	
Arnold Palmer	21	73 75 74 79	301	$630	
Frank Stranahan	T22	72 75 79 76	302	$630	
Jim Turnesa	T22	74 74 74 80	302	$630	
Julius Boros	T24	73 78 72 80	303	$480	
Crystal Vase: Day's Low Score (72), Round 3					
Dow Finsterwald	T24	74 73 79 77	303	$480	
Crystal Highball Glass: Eagle, Round 2, Hole 13					
Ed Furgol	T24	74 75 78 76	303	$480	
Stan Leonard (Canada)	T24	75 75 79 74	303	$480	
Al Mengert	T24	74 72 79 78	303	$480	
Al Balding (Canada)	T29	75 78 77 74	304	$300	

1956 Masters Tournament (Continued)

PLAYER	POSITION	SCORES	TOTAL	PRIZE MONEY	STATUS
Victor Ghezzi	T29	74 77 77 76	304	$300	
Fred Haas Jr.	T29	78 72 75 79	304	$300	
Fred Hawkins	T29	71 73 76 84	304	$300	
Walker Inman Jr.	T29	73 75 74 82	304	$300	
Jimmy Demaret	T34	73 75 76 81	305	$300	
Billy Maxwell	T34	75 75 81 74	305	$300	
Art Wall	T34	75 80 75 75	305	$300	
E. Harvie Ward Jr.	T34	76 70 81 78	305		Amateur
Lew Worsham	T34	74 72 80 79	305	$300	
Crystal Highball Glass: Eagle, Round 2, Hole 15					
Byron Nelson	39	73 75 78 80	306	$300	
Melvin Harbert	T40	73 76 78 80	307	$300	
Bob Harris	T40	73 79 77 78	307	$300	
Skee Riegel	T40	72 79 76 80	307	$300	
William C. Campbell	T43	77 78 77 76	308		Amateur
Jack Fleck	T43	74 77 76 81	308	$300	
Dick Mayer	T43	75 74 81 78	308	$300	
Rex Baxter Jr.	T46	76 79 79 75	309		Amateur
Claude Harmon	T46	77 79 76 77	309	$300	
Henry Picard	T46	75 76 82 76	309	$300	
Bud Holscher	T49	73 81 80 76	310	$300	
Gene Sarazen	T49	77 75 78 80	310	$300	
James G. Jackson	T51	77 74 76 84	311		Amateur
Ted Kroll	T51	75 75 79 82	311	$300	
Bruce Cudd	T53	78 77 84 74	313		Amateur
Jay Hebert	T53	74 76 82 81	313	$300	
William Hyndman III	T53	79 77 77 80	313		Amateur
Joe E. Campbell	T56	77 80 78 79	314		Amateur
Edwin Hopkins Jr.	T56	76 76 82 80	314		Amateur
Don Bisplinghoff	T58	77 80 81 78	316		Amateur
Don Fairfield	T58	78 75 77 86	316	$300	
Crystal Highball Glass: Eagle, Round 2, Hole 8					
Edward Meister Jr.	T58	78 78 84 76	316		Amateur
Crystal Highball Glass: Eagle, Round 4, Hole 2					
Joe Conrad	T61	76 79 81 81	317		Amateur
Lionel Hebert	T61	77 77 80 83	317	$300	
Ernie Vossler	T61	78 79 83 77	317	$300	
George Schneiter	64	77 80 82 79	318	$300	
Crystal Highball Glass: Eagle, Round 2, Hole 13					
Richard D. Chapman	T65	79 82 82 76	319		Amateur
Dale Morey	T65	83 75 83 78	319		Amateur
Sam Parks Jr.	T65	80 82 76 81	319	$300	
Henry Cotton (England)	T68	77 83 81 80	321	$300	
James McCoy	T68	77 81 81 82	321		Amateur
Craig Wood	70	76 80 78 88	322	$300	
Denny Shute	71	82 79 89 74	324	$300	
Don Cherry	T72	79 81 81 84	325		Amateur
Lawson Little Jr.	T72	77 81 85 82	325	$300	
William Booe	74	82 80 87 77	326		Amateur
Johnny Revolta	75	84 81 79 84	328	$300	
Horton Smith	76	86 84 84 82	336	$300	
Charles Kunkle Jr.	77	78 82 85 95	340		Amateur
John J. Farrell	Withdrew	79 86 86	251	$300	
Murray Norman (Canada)	Withdrew	75 78	153		Amateur

1956 Masters Tournament (Continued)

PLAYER	POSITION	SCORES	TOTAL	PRIZE MONEY	STATUS
Billy Burke	Withdrew	80 80	160	$300	
Tony Manero	Withdrew	81 80	161	$300	
Fred McLeod	Withdrew	90 88	178	$300	
Jock Hutchison	Withdrew	83	83	$300	
George Sargent	Withdrew			$300	
TOTAL				**$41,450**	

1956 Cumulative Course Statistics

Hole	Yards	Par	Average	Rank*	Eagles	Birdies	Pars	Bogeys	Double Bogeys	Other
1	400	4	4.356	6	0	17	189	99	13	2
2	555	5	4.940	17	1	67	206	42	4	0
3	355	4	4.237	13	0	26	202	82	10	0
4	220	3	3.496	3	0	10	166	122	19	3
5	450	4	4.475	4	0	7	174	120	18	1
6	190	3	3.193	14	0	36	195	80	9	0
7	365	4	4.309	T9	0	22	193	89	16	0
8	520	5	4.990	15	2	76	177	55	8	2
9	420	4	4.353	7	0	9	197	106	8	0
Out	**3,475**	**36**	**38.353**		**3**	**270**	**1,699**	**795**	**105**	**8**
10	470	4	4.690	1	0	8	119	159	32	2
11	445	4	4.643	2	0	6	153	117	37	7
12	155	3	3.462	5	0	18	175	92	31	4
13	470	5	4.856	18	5	95	166	49	5	0
14	420	4	4.321	8	0	14	196	103	7	0
15	520	5	4.975	16	1	75	186	51	5	2
16	190	3	3.268	12	0	25	212	66	10	7
17	400	4	4.309	T9	0	20	193	96	10	1
18	420	4	4.300	11	0	21	188	105	6	0
In	**3,490**	**36**	**38.828**		**6**	**282**	**1,588**	**838**	**143**	**23**
Total	**6,965**	**72**	**77.181**		**9**	**552**	**3,287**	**1,633**	**248**	**31**

*Holes ranked from 1 (most difficult) to 18 (least difficult)

Scoring Summary

	Below 70	Under Par	Par	Over Par	80 & Over	Course Average	Round Leader	Low Round	Jack Burke Jr.
Round 1	5	10	6	67	10	75.373	Ken Venturi (66)	Ken Venturi (66)	T11
Round 2	1	4	7	71	20	76.683	Ken Venturi (135)	Ken Venturi (69)	T7
Round 3	0	0	3	75	28	78.564	Ken Venturi (210)	Julius Boros (72) Lloyd Mangrum (72) Sam Snead (72)	T4
Round 4	0	2	0	75	29	78.260	Jack Burke Jr. (289)	Jack Burke Jr. (71) Sam Snead (71)	1
All Rounds	**6**	**16**	**16**	**288**	**87**	**77.181**			

1955 MASTERS TOURNAMENT
APRIL 7-10, 1955

Summary: Cary Middlecoff scored a 65 on Friday, including a then-record 31 on the first nine, to win. At the time, his seven-stroke victory over Ben Hogan was a Tournament record.

PLAYER	POSITION	SCORES	TOTAL	PRIZE MONEY	STATUS
Cary Middlecoff	1	72 65 72 70	279	$5,000	
Gold Medal: Winner					
Silver Plaque with gold bar to indicate one Masters Tournament: Winner					
Silver Cigarette Box Engraved with Players' Names: Winner					
Crystal Vase: Day's Low Score (65), Round 2					
Crystal Highball Glass: Eagle, Round 2, Hole 13					
Ben Hogan	2	73 68 72 73	286	$3,125	
Silver Medal: Runner-up					
Sam Snead	3	72 71 74 70	287	$2,125	
Julius Boros	T4	71 75 72 71	289	$1,334	
Bob Rosburg	T4	72 72 72 73	289	$1,334	
Crystal Highball Glass: Eagle, Round 4, Hole 15					
Mike Souchak	T4	71 74 72 72	289	$1,334	
Lloyd Mangrum	7	74 73 72 72	291	$875	
Stan Leonard (Canada)	T8	77 73 68 74	292	$813	
Crystal Vase: Day's Low Score (68), Round 3					
E. Harvie Ward Jr.	T8	77 69 75 71	292		Amateur
Silver-Gold Cup: Low Amateur					
Gold Medal: Low Amateur					
Dick Mayer	T10	78 72 72 71	293	$696	
Crystal Highball Glass: Eagle, Round 4, Hole 7					
Byron Nelson	T10	72 75 74 72	293	$696	
Crystal Highball Glass: Eagle, Round 3, Hole 15					
Arnold Palmer	T10	76 76 72 69	293	$696	
Crystal Vase: Day's Low Score (69), Round 4					
Jack Burke Jr.	T13	67 76 71 80	294	$594	
Crystal Vase: Day's Low Score (67), Round 1					
Skee Riegel	T13	73 73 73 75	294	$594	
Crystal Highball Glass: Eagle, Round 3, Hole 13					
Walter Burkemo	T15	73 73 72 77	295	$563	
Crystal Highball Glass: Eagle, Round 3, Hole 13					
Jay Hebert	T15	75 74 74 72	295	$563	
Frank Stranahan	T15	77 76 71 71	295	$563	
Joe Conrad	T18	77 71 74 75	297		Amateur
Silver Medal: Low Amateur Runner-up					
Billy Maxwell	T18	77 72 77 71	297	$525	
Johnny Palmer	T18	77 73 72 75	297	$525	
Peter Thomson (Australia)	T18	74 73 74 76	297	$525	
Tommy Bolt	T22	76 70 77 75	298	$513	
Gene Littler	T22	75 72 76 75	298	$513	
Pete Cooper	T24	73 73 78 75	299	$500	
Ed Furgol	T24	74 72 78 75	299	$500	
Crystal Highball Glass: Eagle, Round 2, Hole 13					
Hillman Robbins	T24	77 76 74 72	299		Amateur
Crystal Highball Glass: Eagle, Round 3, Hole 13					
Max Evans	27	76 75 75 76	302	$500	

1955 Masters Tournament (Continued)

PLAYER	POSITION	SCORES	TOTAL	PRIZE MONEY	STATUS
William L. Goodloe Jr.	T28	74 73 81 75	303		Amateur
Crystal Highball Glass: Eagle, Round 4, Hole 15					
Claude Harmon	T28	77 75 78 73	303	$250	
Don Cherry	T30	79 75 78 72	304		Amateur
Marvin Ward	T30	77 73 77 77	304	$250	
Crystal Highball Glass: Eagle, Round 4, Hole 15					
Charles R. Coe	T32	74 77 76 78	305		Amateur
Pat Fletcher (Canada)	T32	76 75 77 77	305	$250	
Melvin Harbert	T32	76 80 73 76	305	$250	
Al Mengert	T32	79 71 78 77	305	$250	
Crystal Highball Glass: Eagle, Round 2, Hole 13					
Billy Burke	T36	75 78 77 76	306	$250	
William C. Campbell	T36	77 73 80 76	306		Amateur
Bruce Cudd	T36	75 74 79 78	306		Amateur
Shelley Mayfield	T36	77 73 80 76	306	$250	
Denny Shute	T36	78 71 77 80	306	$250	
Crystal Highball Glass: Eagle, Round 2, Hole 2					
Henry Picard	T41	78 79 75 75	307	$250	
Bob Toski	T41	78 71 79 79	307	$250	
Marty Furgol	T43	79 74 79 76	308	$250	
Leland Gibson	T43	81 75 75 77	308	$250	
Rudy Horvath (Canada)	T43	79 77 76 76	308	$250	
James G. Jackson	T43	79 75 77 77	308		Amateur
Earl Stewart Jr.	T43	78 80 72 78	308	$250	
Crystal Highball Glass: Eagle, Round 3, Hole 15					
Jim Turnesa	48	77 75 79 78	309	$250	
William J. Patton	T49	79 76 77 78	310		Amateur
Johnny Revolta	T49	75 78 79 78	310	$250	
John Weitzel	T49	78 80 78 74	310	$250	
Lew Worsham	T49	80 75 79 76	310	$250	
Richard D. Chapman	T53	74 79 73 85	311		Amateur
Victor Ghezzi	T53	78 79 77 77	311	$250	
Ed Oliver	T53	77 76 81 77	311	$250	
Jerry Barber	T56	75 77 77 83	312	$250	
Herman Keiser	T56	82 79 75 76	312	$250	
Crystal Highball Glass: Eagle, Round 1, Hole 2					
Crystal Highball Glass: Eagle, Round 2, Hole 15					
Rex Baxter Jr.	58	74 76 80 83	313		Amateur
Ted Lenczyk	T59	77 80 77 81	315		Amateur
Horton Smith	T59	81 81 79 74	315	$250	
Sam Parks Jr.	61	80 80 78 78	316	$250	
Craig Wood	62	81 81 79 76	317	$250	
Al Besselink	T63	80 75 80 83	318	$250	
Dale Morey	T63	82 77 81 78	318		Amateur
Lawson Little Jr.	65	81 77 77 84	319	$250	
Bo Wininger	66	81 74 81 84	320	$250	
Edward Meister Jr.	67	86 87 74 77	324		Amateur
Davis Love Jr.	68	82 85 83 77	327		Amateur
Stanley Bishop	Withdrew	79 76 80	235		Amateur
Fred Haas Jr.	Withdrew	75 77	152	$250	
Chandler Harper	Withdrew	77 79	156	$250	
Gene Sarazen	Withdrew	83 80	163	$250	
John J. Farrell	Withdrew	81 84	165	$250	
Jess Sweetser	Withdrew	79	79		Amateur

1955 Masters Tournament (Continued)

PLAYER	POSITION	SCORES	TOTAL	PRIZE MONEY	STATUS
Jock Hutchison	Withdrew	83	83	$250	
Tony Manero	Withdrew	87	87	$250	
Fred McLeod	Withdrew	91	91	$250	
Robert Sweeny Jr.	Withdrew				Amateur
TOTAL				**$33,754**	

1955 Cumulative Course Statistics

Hole	Yards	Par	Average	Rank*	Eagles	Birdies	Pars	Bogeys	Double Bogeys	Other
1	400	4	4.310	8	0	15	176	88	8	0
2	555	5	4.951	16	2	64	174	42	4	1
3	355	4	4.045	14	0	37	200	50	0	0
4	220	3	3.379	5	0	10	168	101	6	2
5	450	4	4.449	3	0	3	166	106	10	2
6	190	3	3.139	13	0	24	201	60	2	0
7	365	4	4.243	12	1	24	174	80	8	0
8	520	5	4.968	15	0	55	191	36	5	0
9	420	4	4.400	4	0	15	159	98	13	2
Out	**3,475**	**36**	**37.888**		**3**	**247**	**1,609**	**661**	**56**	**7**
10	470	4	4.557	1	0	12	129	122	22	2
11	445	4	4.466	2	0	6	168	92	17	4
12	155	3	3.365	6	0	21	170	69	24	3
13	470	5	4.947	17	6	83	139	43	12	4
14	420	4	4.285	9	0	15	181	85	6	0
15	505	5	4.777	18	6	101	140	35	3	2
16	190	3	3.337	7	0	14	191	63	15	4
17	400	4	4.282	10	0	19	173	90	5	0
18	420	4	4.278	11	0	25	164	91	7	0
In	**3,475**	**36**	**38.299**		**12**	**296**	**1,455**	**690**	**111**	**19**
Total	**6,950**	**72**	**76.187**		**15**	**543**	**3,064**	**1,351**	**167**	**26**

*Holes ranked from 1 (most difficult) to 18 (least difficult)

Scoring Summary

	Below 70	Under Par	Par	Over Par	80 & Over	Course Average	Round Leader	Low Round	Cary Middlecoff
Round 1	1	3	4	70	17	77.234	Jack Burke Jr. (67)	Jack Burke Jr. (67)	T4
Round 2	3	9	5	59	11	75.397	Cary Middlecoff (137)	Cary Middlecoff (65)	1
Round 3	1	3	11	55	10	76.101	Cary Middlecoff (209)	Stan Leonard (68)	1
Round 4	1	8	6	54	9	75.941	Cary Middlecoff (279)	Arnold Palmer (69)	1
All Rounds	**6**	**23**	**26**	**238**	**47**	**76.188**			

1954 MASTERS TOURNAMENT
APRIL 8-12, 1954 (18-HOLE PLAYOFF)

Summary: Sam Snead defeated Ben Hogan 70-71 in an 18-hole playoff to win his third Green Jacket. Snead's score of 289 remains tied for the highest winning score in Masters history. Amateur Billy Joe Patton led after the second round and during the fourth, but a 7 at No. 13 halted his title hopes. He finished one stroke out of the playoff.

PLAYER	POSITION	SCORES	TOTAL	PRIZE MONEY	STATUS
Sam Snead	1	74 73 70 72	289	$5,000	Playoff
Gold Medal: Winner					
Silver Plaque with gold bar to indicate one Masters Tournament: Winner					
Silver Cigarette Box Engraved with Players' Names: Winner					
Ben Hogan	2	72 73 69 75	289	$3,125	Playoff
Silver Medal: Runner-up					
William J. Patton	3	70 74 75 71	290		Amateur
Silver-Gold Cup: Low Amateur					
Gold Medal: Low Amateur					
Crystal Vase: Day's Low Score (70), Round 1					
Crystal Trophy Cup: Hole-in-One, Round 4, Hole 6					
E.J. Harrison	T4	70 79 74 68	291	$1,938	
Crystal Vase: Day's Low Score (70), Round 1					
Crystal Vase: Day's Low Score (68), Round 4					
Crystal Highball Glass: Eagle, Round 1, Hole 2					
Lloyd Mangrum	T4	71 75 76 69	291	$1,938	
Jerry Barber	T6	74 76 71 71	292	$1,042	
Jack Burke Jr.	T6	71 77 73 71	292	$1,042	
Bob Rosburg	T6	73 73 76 70	292	$1,042	
Al Besselink	T9	74 74 74 72	294	$782	
Cary Middlecoff	T9	73 76 70 75	294	$782	
Richard D. Chapman	11	75 75 75 70	295		Amateur
Silver Medal: Low Amateur Runner-up					
Crystal Highball Glass: Eagle, Round 4, Hole 15					
Tommy Bolt	T12	73 74 72 77	296	$632	
Melvin Harbert	T12	73 75 75 73	296	$632	
Byron Nelson	T12	73 76 74 73	296	$632	
Lew Worsham	T12	74 74 74 74	296	$632	
Crystal Highball Glass: Eagle, Round 1, Hole 2					
Crystal Highball Glass: Eagle, Round 4, Hole 15					
Julius Boros	T16	76 79 68 74	297	$563	
Crystal Vase: Day's Low Score (68), Round 3					
Jay Hebert	T16	79 74 74 70	297	$563	
Peter Thomson (Australia)	T16	76 72 76 73	297	$563	
Crystal Vase: Day's Low Score (72), Round 2					
Ken Venturi	T16	76 74 73 74	297		Amateur
Crystal Highball Glass: Eagle, Round 4, Hole 13					
Charles R. Coe	20	76 75 73 74	298		Amateur
E. Harvie Ward Jr.	T20	78 75 74 71	298		Amateur
Crystal Highball Glass: Eagle, Round 4, Hole 15					
Walter Burkemo	T22	74 77 75 73	299	$443	
Pete Cooper	T22	73 76 75 75	299	$443	
Marty Furgol	T22	76 79 75 69	299	$443	
Gene Littler	T22	79 75 73 72	299	$443	
Ed Oliver	T22	75 75 75 74	299	$443	
Earl Stewart Jr.	T22	78 75 75 71	299	$443	
Crystal Highball Glass: Eagle, Round 4, Hole 9					

1954 Masters Tournament (Continued)

PLAYER	POSITION	SCORES	TOTAL	PRIZE MONEY	STATUS
Bob Toski	T22	80 74 71 74	299	$443	
Crystal Highball Glass: Eagle, Round 3, Hole 13					
Jimmy Demaret	T29	80 75 72 73	300	$334	
Crystal Highball Glass: Eagle, Round 2, Hole 13					
Victor Ghezzi	T29	73 79 73 75	300	$334	
Dick Mayer	T29	76 75 72 77	300	$334	
Gardner Dickinson Jr.	32	73 78 76 74	301	$250	
Jimmy Clark	T33	76 82 72 72	302	$250	
George Fazio	T33	78 79 74 71	302	$250	
Doug Ford	T33	77 78 74 73	302	$250	
Fred Haas Jr.	T33	76 78 78 70	302	$250	
Crystal Highball Glass: Eagle, Round 4, Hole 13					
Johnny Palmer	T33	75 81 77 69	302	$250	
Clarence Doser	T38	74 78 72 79	303	$250	
Lawson Little Jr.	T38	76 77 74 76	303	$250	
Crystal Highball Glass: Eagle, Round 4, Hole 15					
Al Mengert	T38	76 79 73 75	303	$250	
Crystal Highball Glass: Eagle, Round 3, Hole 15					
Skee Riegel	T38	75 76 76 76	303	$250	
Horton Smith	T38	80 78 71 74	303	$250	
Billy Maxwell	T43	75 77 77 75	304	$250	
Frank Stranahan	T43	79 75 72 78	304		Amateur
Crystal Highball Glass: Eagle, Round 2, Hole 2					
Crystal Highball Glass: Eagle, Round 3, Hole 14					
Felice Torza	T43	74 78 74 78	304	$250	
Skip Alexander	T46	80 77 73 75	305	$250	
Crystal Highball Glass: Eagle, Round 4, Hole 15					
Bruce Cudd	T46	76 78 73 78	305		Amateur
Leland Gibson	T46	75 77 78 75	305	$250	
Crystal Trophy Cup: Hole-in-One, Round 1, Hole 6					
Bud Holscher	T46	78 77 73 77	305	$250	
Bill Nary	T46	78 74 78 75	305	$250	
William C. Campbell	T51	73 77 75 81	306		Amateur
Ted Kroll	T51	78 76 75 77	306	$250	
Arnold Blum	T53	75 82 75 75	307		Amateur
Dave Douglas	T53	72 76 77 82	307	$250	
Claude Harmon	T53	77 75 77 78	307	$250	
Crystal Highball Glass: Eagle, Round 1, Hole 13					
Jack Isaacs	T53	76 79 76 76	307	$250	
Gene Sarazen	T53	79 75 78 75	307	$250	
Don Cherry	T58	80 79 74 76	309		Amateur
Fred Hawkins	T58	78 80 76 75	309	$250	
Bill Ogden	T60	81 76 77 76	310	$250	
Johnny Revolta	T60	81 79 75 75	310	$250	
Jim Turnesa	T60	83 79 75 73	310	$250	
Robert Sweeny Jr.	63	81 76 79 76	312		Amateur
James G. Jackson	T64	75 82 79 78	314		Amateur
Robert Kuntz	T64	80 77 82 75	314		Amateur
Jim McHale Jr.	66	78 82 79 76	315		Amateur
Don Albert	67	77 79 83 77	316		Amateur
Angelo Santilli	T68	79 81 82 75	317		Amateur
Denny Shute	T68	73 85 82 77	317	$250	
Crystal Highball Glass: Eagle, Round 1, Hole 13					
Ray Palmer	70	84 78 80 77	319		Amateur
Craig Wood	71	87 80 78 75	320	$250	

1954 Masters Tournament (Continued)

PLAYER	POSITION	SCORES	TOTAL	PRIZE MONEY	STATUS
Sam Parks Jr.	72	86 79 79 80	324	$250	
Dale Morey	Withdrew	83 75 76	234		Amateur
Jim Ferrier	Withdrew	78 78	156	$250	
Jess Sweetser	Withdrew	79	79		Amateur
Chandler Harper	Withdrew	83	83	$250	
Frank Souchak	Withdrew	90	90		Amateur
Fred McLeod	Withdrew			$250	
TOTAL				**$33,000**	

1954 Cumulative Course Statistics

Hole	Yards	Par	Average	Rank*	Eagles	Birdies	Pars	Bogeys	Double Bogeys	Other
1	400	4	4.284	9	0	14	192	81	7	1
2	555	5	4.850	16	3	78	178	33	2	1
3	355	4	4.074	14	0	42	190	62	1	0
4	220	3	3.430	3	0	9	167	103	15	1
5	450	4	4.440	2	0	14	147	124	10	0
6	190	3	3.230	11	2	28	167	96	2	0
7	365	4	4.267	10	0	27	169	92	7	0
8	520	5	4.986	15	0	57	188	47	3	0
9	420	4	4.203	13	1	21	194	75	4	0
Out	**3,475**	**36**	**37.769**		**6**	**290**	**1,592**	**713**	**51**	**3**
10	470	4	4.376	5	0	17	161	108	8	1
11	445	4	4.386	4	0	12	180	85	14	4
12	155	3	3.301	7	0	29	177	68	14	7
13	470	5	4.827	18	6	89	162	28	8	2
14	420	4	4.332	6	1	11	178	99	6	0
15	505	5	4.840	17	6	82	165	37	5	0
16	190	3	3.288	8	0	16	196	69	10	4
17	400	4	4.210	12	0	28	177	90	0	0
18	420	4	4.461	1	0	15	144	122	13	1
In	**3,475**	**36**	**38.023**		**13**	**299**	**1,540**	**706**	**78**	**19**
Total	**6,950**	**72**	**75.802**		**19**	**589**	**3,132**	**1,419**	**129**	**22**

*Holes ranked from 1 (most difficult) to 18 (least difficult)

Scoring Summary

	Below 70	Under Par	Par	Over Par	80 & Over	Course Average	Round Leader	Low Round	Sam Snead
Round 1	0	4	2	71	16	76.779	William J. Patton (70) E.J. Harrison (70)	William J. Patton (70) E.J. Harrison (70)	T17
Round 2	0	0	1	73	9	76.959	William J. Patton (144)	Peter Thomson (72)	T5
Round 3	2	7	6	60	5	75.014	Ben Hogan (214)	Julius Boros (68)	2
Round 4	4	14	4	54	3	74.375	Ben Hogan (289) Sam Snead (289)	E.J. Harrison (68)	T1
All Rounds	**6**	**25**	**13**	**258**	**33**	**75.804**			

1953 MASTERS TOURNAMENT
APRIL 9-12, 1953

Summary: Scoring four rounds of 70 or better, Ben Hogan broke the Masters Tournament scoring record by five strokes with a 14-under-par 274. The record stood for 12 years.

PLAYER	POSITION	SCORES	TOTAL	PRIZE MONEY	STATUS
Ben Hogan	1	70 69 66 69	274	$4,000	
Gold Medal: Winner					
Silver Plaque with gold bar to indicate one Masters Tournament: Winner					
Ed Oliver	2	69 73 67 70	279	$2,500	
Silver Medal: Runner-up					
Lloyd Mangrum	3	74 68 71 69	282	$1,700	
Bob Hamilton	4	71 69 70 73	283	$1,400	
Tommy Bolt	T5	71 75 68 71	285	$900	
Melvin Harbert	T5	68 73 70 74	285	$900	
Ted Kroll	7	71 70 73 72	286	$700	
Jack Burke Jr.	8	78 69 69 71	287	$650	
Al Besselink	9	69 75 70 74	288	$600	
Julius Boros	T10	73 71 75 70	289	$524	
Chandler Harper	T10	74 72 69 74	289	$524	
Fred Hawkins	T10	75 70 74 70	289	$524	
Johnny Palmer	13	74 73 72 71	290	$450	
Frank Stranahan	T14	72 75 69 75	291		Amateur
Silver-Gold Cup: Low Amateur					
E. Harvie Ward Jr.	T14	73 74 69 75	291		Amateur
Silver-Gold Cup: Low Amateur					
Charles R. Coe	T16	75 74 72 71	292		Amateur
Jim Ferrier	T16	74 71 76 71	292	$443	
Dick Mayer	T16	73 72 71 76	292	$443	
Sam Snead	T16	71 75 71 75	292	$443	
Earl Stewart Jr.	T16	75 72 70 75	292	$443	
Jerry Barber	T21	73 76 72 72	293	$425	
Doug Ford	T21	73 73 72 75	293	$425	
Leland Gibson	T23	73 71 72 78	294	$407	
Al Mengert	T23	77 70 75 72	294	$407	
Dick Metz	T23	73 72 71 78	294	$407	
Fred Haas Jr.	26	74 73 71 77	295	$400	
Cary Middlecoff	T27	75 76 68 77	296	$200	
Jim Turnesa	T27	73 74 73 76	296	$200	
Skip Alexander	T29	72 78 74 73	297	$200	
Byron Nelson	T29	73 73 78 73	297	$200	
Skee Riegel	T29	74 72 76 75	297	$200	
Felice Torza	T29	78 73 72 74	297	$200	
Bo Wininger	T29	80 70 72 75	297	$200	
Clarence Doser	T34	75 77 71 75	298	$200	
Claude Harmon	T34	75 73 75 75	298	$200	
Robert Sweeny Jr.	T34	75 76 72 75	298		Amateur
Richard D. Chapman	37	72 77 78 72	299		Amateur
Al Brosch	T38	74 73 78 75	300	$200	
James G. Jackson	T38	75 77 74 74	300		Amateur
Milon Marusic	T38	70 72 77 81	300	$200	
Henry Picard	T38	73 75 74 78	300	$200	
Gene Sarazen	T38	75 78 73 74	300	$200	
Peter Thomson (Australia)	T38	77 76 74 73	300	$200	
Lew Worsham	44	74 70 77 80	301	$200	

1953 Masters Tournament (Continued)

PLAYER	POSITION	SCORES	TOTAL	PRIZE MONEY	STATUS
William C. Campbell	T45	75 78 74 75	302		Amateur
Don Cherry	T45	73 76 79 74	302		Amateur
Jimmy Demaret	T45	73 80 75 74	302	$200	
Charles R. Kocsis	T45	75 75 75 77	302		Amateur
Horton Smith	T45	78 76 72 76	302	$200	
Sam Parks Jr.	50	73 76 76 79	304	$200	
Johnny Bulla	T51	75 77 81 72	305	$200	
George Fazio	T51	77 74 77 77	305	$200	
Harry Todd	T53	78 73 75 80	306	$200	
Jack Westland	T53	81 74 75 76	306		Amateur
Arnold Blum	T55	76 73 77 82	308		Amateur
Ricardo Rossi (Brazil)	T55	75 81 80 72	308	$200	
Denny Shute	T55	78 81 74 75	308	$200	
Johnny Revolta	58	77 77 75 81	310	$200	
Frank Champ	T59	85 72 77 77	311	$200	
Bill Trombley	T59	78 75 79 79	311	$200	
John De Bendern (England)	61	80 77 75 80	312		Amateur
Craig Wood	62	81 78 76 80	315	$200	
Olin Dutra	63	80 78 82 78	318	$200	
Charles Evans Jr.	64	85 79 79 85	328		Amateur
Victor Ghezzi	Withdrew	74 77 73	224	$200	
Jess Sweetser	Withdrew	75 78 77	230		Amateur
Clayton Heafner	Withdrew	78 74 79	231	$200	
Billy Burke	Withdrew	80 80	160	$200	
Joe Kirkwood Jr.	Withdrew			$200	
Fred McLeod	Withdrew			$200	
TOTAL				**$26,210**	

1953 Cumulative Course Statistics

Hole	Yards	Par	Average	Rank*	Eagles	Birdies	Pars	Bogeys	Double Bogeys	Other
1	400	4	4.217	T7	0	19	174	71	3	0
2	555	5	4.891	15	1	78	148	29	11	0
3	355	4	4.059	13	0	38	176	52	1	0
4	220	3	3.258	5	0	19	169	70	9	0
5	450	4	4.404	2	0	9	153	94	10	1
6	190	3	3.029	14	0	34	192	40	1	0
7	365	4	4.146	11	0	29	176	57	4	1
8	520	5	4.831	16	0	66	181	19	1	0
9	420	4	4.119	12	0	27	181	59	0	0
Out	**3,475**	**36**	**36.958**		**1**	**319**	**1,550**	**491**	**40**	**2**
10	470	4	4.576	1	0	8	124	111	21	3
11	445	4	4.382	3	0	9	162	83	11	2
12	155	3	3.322	4	0	23	168	54	16	6
13	470	5	4.640	18	13	111	108	29	6	0
14	420	4	4.217	T7	0	22	168	74	3	0
15	505	5	4.801	17	4	79	154	27	2	1
16	190	3	3.228	6	0	27	165	64	9	2
17	400	4	4.217	T7	0	20	173	70	4	0
18	420	4	4.157	10	0	29	171	63	4	0
In	**3,475**	**36**	**37.543**		**17**	**328**	**1,393**	**575**	**76**	**14**
Total	**6,950**	**72**	**74.501**		**18**	**647**	**2,943**	**1,066**	**116**	**16**

*Holes ranked from 1 (most difficult) to 18 (least difficult)

Scoring Summary

	Below 70	Under Par	Par	Over Par	80 & Over	Course Average	Round Leader	Low Round	Ben Hogan
Round 1	3	9	3	56	8	74.897	Melvin Harbert (68)	Melvin Harbert (68)	T4
Round 2	4	12	7	49	4	74.324	Ben Hogan (139)	Lloyd Mangrum (68)	1
Round 3	8	18	9	40	3	73.776	Ben Hogan (205)	Ben Hogan (66)	1
Round 4	2	10	6	48	8	75.031	Ben Hogan (274)	Ben Hogan (69) Lloyd Mangrum (69)	1
All Rounds	**17**	**49**	**25**	**193**	**23**	**74.502**			

1952 MASTERS TOURNAMENT
APRIL 3-6, 1952

Summary: Battling strong winds the final two days, Sam Snead won his second Masters title, this one by four strokes over Jack Burke, Jr. Ben Hogan hosted the first Masters Club dinner (popularly known as the Champions dinner) that year.

PLAYER	POSITION	SCORES	TOTAL	PRIZE MONEY	STATUS
Sam Snead	1	70 67 77 72	286	$4,000	
Gold Medal: Winner					
Silver Plaque with gold bar to indicate one Masters Tournament: Winner					
Jack Burke Jr.	2	76 67 78 69	290	$2,500	
Silver Medal: Runner-up					
Al Besselink	T3	70 76 71 74	291	$1,367	
Tommy Bolt	T3	71 71 75 74	291	$1,367	
Jim Ferrier	T3	72 70 77 72	291	$1,367	
Lloyd Mangrum	6	71 74 75 72	292	$800	
Julius Boros	T7	73 73 76 71	293	$625	
Fred Hawkins	T7	71 73 78 71	293	$625	
Ben Hogan	T7	70 70 74 79	293	$625	
Lew Worsham	T7	71 75 73 74	293	$625	
Cary Middlecoff	11	72 72 72 78	294	$520	
Johnny Palmer	12	69 74 75 77	295	$500	
Johnny Revolta	13	71 71 77 77	296	$450	
George Fazio	T14	72 71 78 76	297	$443	
Claude Harmon	T14	73 74 77 73	297	$443	
Charles R. Kocsis	T14	75 78 71 73	297		Amateur
Silver-Gold Cup: Low Amateur					
Ted Kroll	T14	74 74 76 73	297	$443	
Skee Riegel	T14	75 71 78 73	297	$443	
Joe Kirkwood Jr.	T19	71 77 74 76	298	$420	
Frank Stranahan	T19	72 74 76 76	298		Amateur
Doug Ford	T21	71 74 79 75	299	$420	
Bobby Locke (South Africa)	T21	74 71 79 75	299	$420	
E. Harvie Ward Jr.	T21	72 71 78 78	299		Amateur
Arnold Blum	T24	74 77 77 74	302		Amateur
Clayton Heafner	T24	76 74 74 78	302	$400	
Byron Nelson	T24	72 75 78 77	302	$400	
Skip Alexander	T27	71 73 77 82	303	$267	
Smiley Quick	T27	73 76 79 75	303	$267	
Norman Von Nida (Australia)	T27	77 77 73 76	303	$267	
Dave Douglas	T30	76 69 81 78	304	$200	
Victor Ghezzi	T30	77 77 76 74	304	$200	
Ed Oliver	T30	72 72 77 83	304	$200	
Horton Smith	T30	74 73 77 80	304	$200	
Charles Bassler	T34	74 75 79 77	305	$200	
Stan Leonard (Canada)	T34	75 76 75 79	305	$200	
Al Mengert	T34	74 77 78 76	305		Amateur
Earl Stewart Jr.	T34	75 80 75 75	305	$200	
Ed Furgol	T38	74 77 78 77	306	$200	
Chandler Harper	T38	76 74 79 77	306	$200	
Bob Hamilton	T40	80 71 81 75	307	$200	
Bob Toski	T40	80 72 78 77	307	$200	
Walter Burkemo	T42	80 74 76 78	308	$200	
John W. Dawson	T42	74 78 78 78	308		Amateur
Marty Furgol	T42	73 76 79 80	308	$200	
Robert W. Knowles Jr.	T42	78 77 79 74	308		Amateur

1952 Masters Tournament (Continued)

PLAYER	POSITION	SCORES	TOTAL	PRIZE MONEY	STATUS
Charles R. Coe	T46	80 76 81 72	309		Amateur
Dow Finsterwald	T46	72 72 83 82	309	$200	
Sam Urzetta	T46	78 73 76 82	309		Amateur
Ray Gafford	T49	69 80 81 80	310	$200	
Billy Maxwell	T49	77 77 77 79	310		Amateur
Denny Shute	T49	74 77 78 81	310	$200	
William L. Goodloe Jr.	T52	77 71 77 86	311		Amateur
Henry Picard	T52	76 77 78 80	311	$200	
Reggie Myles	54	77 75 80 80	312	$200	
Stanley Bishop	T55	82 75 81 75	313		Amateur
Al Brosch	T55	76 74 85 78	313	$200	
Richard D. Chapman	T55	72 79 80 82	313		Amateur
Robert Sweeny Jr.	T55	74 77 79 83	313		Amateur
Craig Wood	59	73 81 80 80	314	$200	
Tommy Jacobs	60	79 81 77 79	316		Amateur
James Frisina	61	74 79 88 81	322		Amateur
Jim McHale Jr.	Withdrew	72 77 81	230		Amateur
Jimmy Demaret	Withdrew	77 76	153	$200	
Albert Pelissier (France)	Withdrew	78 80	158	$200	
Marvin Ward	Withdrew	74	74	$200	
Jess Sweetser	Withdrew	84	84		Amateur
Billy Burke	Withdrew			$200	
Fred McLeod	Withdrew			$200	
Gene Sarazen	Withdrew			$200	
Buck White	Withdrew			$200	
TOTAL				$25,401	

1952 Cumulative Course Statistics

Hole	Yards	Par	Average	Rank*	Eagles	Birdies	Pars	Bogeys	Double Bogeys	Other
1	400	4	4.407	4	0	6	149	90	5	3
2	555	5	4.818	17	3	80	136	30	2	2
3	355	4	4.110	14	0	31	164	57	1	0
4	220	3	3.328	7	0	17	149	76	9	2
5	450	4	4.446	2	0	9	137	95	9	3
6	190	3	3.252	10	0	23	147	79	4	0
7	365	4	4.162	12	0	27	161	62	3	0
8	520	5	4.948	15	1	57	154	36	5	0
9	420	4	4.130	13	0	32	158	61	2	0
Out	**3,475**	**36**	**37.604**		**4**	**282**	**1,355**	**586**	**40**	**10**
10	470	4	4.505	1	0	3	132	105	13	0
11	445	4	4.418	3	0	9	145	87	10	2
12	155	3	3.371	6	0	21	147	63	15	7
13	470	5	4.802	18	3	81	138	25	6	0
14	420	4	4.256	9	0	9	172	70	2	0
15	505	5	4.877	16	1	70	147	29	6	0
16	190	3	3.399	5	0	13	156	61	17	6
17	400	4	4.320	8	0	13	152	82	6	0
18	420	4	4.249	11	0	21	152	76	4	0
In	**3,475**	**36**	**38.201**		**4**	**240**	**1,341**	**598**	**79**	**15**
Total	**6,950**	**72**	**75.806**		**8**	**522**	**2,696**	**1,184**	**119**	**25**

*Holes ranked from 1 (most difficult) to 18 (least difficult)

Scoring Summary

	Below 70	Under Par	Par	Over Par	80 & Over	Course Average	Round Leader	Low Round	Sam Snead
Round 1	2	13	10	43	6	74.333	Johnny Palmer (69) Ray Gafford (69)	Johnny Palmer (69) Ray Gafford (69)	T3
Round 2	3	13	4	47	5	74.609	Sam Snead (137)	Jack Burke Jr. (67) Sam Snead (67)	1
Round 3	0	2	1	59	12	77.581	Ben Hogan (214) Sam Snead (214)	Al Besselink (71) Charles R. Kocsis (71)	T1
Round 4	1	3	4	54	15	76.852	Sam Snead (286)	Jack Burke Jr. (69)	1
All Rounds	**6**	**31**	**19**	**203**	**38**	**75.806**			

1951 MASTERS TOURNAMENT
APRIL 5-8, 1951

Summary: Starting the final round trailing by one stroke, Ben Hogan won his first Masters title with a final-round four-birdie, bogey-free 68.

PLAYER	POSITION	SCORES	TOTAL	PRIZE MONEY	STATUS
Ben Hogan	1	70 72 70 68	280	$3,000	
Gold Medal: Winner					
Silver plaque with gold bar to indicate one Masters Tournament: Winner					
Skee Riegel	2	73 68 70 71	282	$1,875	
Silver Medal: Runner-up					
Lloyd Mangrum	T3	69 74 70 73	286	$1,163	
Lew Worsham	T3	71 71 72 72	286	$1,163	
Dave Douglas	5	74 69 72 73	288	$750	
Lawson Little Jr.	6	72 73 72 72	289	$600	
Jim Ferrier	7	74 70 74 72	290	$525	
Johnny Bulla	T8	71 72 73 75	291	$450	
Byron Nelson	T8	71 73 73 74	291	$450	
Sam Snead	T8	69 74 68 80	291	$450	
Jack Burke Jr.	11	73 72 74 73	292	$390	
Charles R. Coe	T12	76 71 73 73	293		Amateur
Cary Middlecoff	T12	73 73 69 78	293	$357	
Gene Sarazen	T12	75 73 74 71	293	$357	
Ed Furgol	T15	80 71 72 71	294	$338	
E.J. Harrison	T15	76 71 76 71	294	$338	
Julius Boros	17	76 72 74 73	295	$338	
George Fazio	T18	68 74 74 80	296	$315	
Bob Toski	T18	75 73 73 75	296	$315	
Al Besselink	T20	76 73 71 77	297	$308	
Richard D. Chapman	T20	72 76 72 77	297		Amateur
Roberto De Vicenzo (Argentina)	T20	75 74 74 74	297	$308	
Clayton Heafner	T20	74 72 73 78	297	$308	
Joe Kirkwood Jr.	T20	73 71 78 75	297	$308	
Ted Kroll	T25	76 75 71 76	298	$150	
Dick Mayer	T25	71 75 79 73	298	$150	
Bill Nary	T25	76 73 73 76	298	$150	
Henry Ransom	T25	74 74 74 76	298	$150	
Sam Urzetta	T25	73 72 78 75	298		Amateur
Jimmy Demaret	T30	76 74 78 71	299	$100	
Johnny Palmer	T30	73 74 77 75	299	$100	
Leland Gibson	T32	74 74 75 78	301	$100	
Horton Smith	T32	79 77 70 75	301	$100	
Frank Stranahan	T32	74 74 74 79	301		Amateur
Marty Furgol	T35	77 76 73 76	302	$100	
Claude Harmon	T35	75 77 74 76	302	$100	
Jim McHale Jr.	T35	75 76 76 75	302		Amateur
E. Harvie Ward Jr.	T35	74 77 77 74	302		Amateur
Fred Haas Jr.	T39	79 76 73 75	303	$100	
Tony Holguin	T39	78 72 75 78	303	$100	
Herman Keiser	T39	77 73 79 74	303	$100	
William L. Goodloe Jr.	T42	74 71 72 88	305		Amateur
Johnny Revolta	T42	74 75 75 81	305	$100	
Ray Gafford	T44	77 73 76 80	306	$100	
Melvin Harbert	T44	76 73 77 80	306	$100	
Harold Williams	46	76 77 76 78	307	$100	
Denny Shute	T47	79 76 79 74	308	$100	

1951 Masters Tournament (Continued)

PLAYER	POSITION	SCORES	TOTAL	PRIZE MONEY	STATUS
Henry Williams Jr.	T47	77 76 77 78	308	$100	
Harold Paddock Jr.	49	75 78 80 79	312		Amateur
Dow Finsterwald	T50	76 81 75 81	313		Amateur
Robert W. Knowles Jr.	T50	78 79 75 81	313		Amateur
Juan Segura (Argentina)	T50	72 80 79 82	313		Amateur
Bill Shields	T50	82 76 76 79	313		Amateur
George Von Elm	T50	77 76 79 81	313	$100	
Bill Mawhinney (Canada)	T55	83 75 73 84	315		Amateur
Robert Sweeny Jr.	T55	80 79 78 78	315		Amateur
John J. Farrell	T57	81 78 83 76	318	$100	
John Ward	T57	78 75 81 84	318		Amateur
William C. Campbell	59	79 82 74 86	321		Amateur
Chandler Harper	Withdrew	77 72 76	225	$100	
Victor Ghezzi	Withdrew	81 76 74	231	$100	
Tom Veech	Withdrew	80 79 77	236		Amateur
Toney Penna	Withdrew	80 78 84	242	$100	
Fred McLeod	Withdrew	86 88	174	$100	
TOTAL				**$17,100**	

1951 Cumulative Course Statistics

Hole	Yards	Par	Average	Rank*	Eagles	Birdies	Pars	Bogeys	Double Bogeys	Other
1	400	4	4.216	11	0	19	159	71	1	0
2	535	5	4.804	17	2	69	158	18	3	0
3	350	4	4.112	14	0	27	169	53	1	0
4	220	3	3.284	7	0	15	155	74	6	0
5	440	4	4.392	3	0	8	143	92	7	0
6	185	3	3.148	13	0	26	161	63	0	0
7	370	4	4.228	10	0	21	158	65	5	1
8	520	5	4.816	16	0	74	150	24	2	0
9	430	4	4.208	12	0	15	174	55	6	0
Out	**3,450**	**36**	**37.208**		**2**	**274**	**1,427**	**515**	**31**	**1**
10	465	4	4.500	1	0	9	125	100	15	1
11	415	4	4.236	9	0	25	165	43	13	4
12	155	3	3.420	2	0	28	129	66	22	5
13	480	5	4.928	15	3	79	118	38	7	5
14	425	4	4.384	4	1	9	140	93	7	0
15	485	5	4.752	18	4	91	124	25	6	0
16	190	3	3.288	6	0	18	164	48	18	2
17	400	4	4.348	5	0	12	146	86	5	1
18	435	4	4.256	8	0	17	162	63	6	2
In	**3,450**	**36**	**38.112**		**8**	**288**	**1,273**	**562**	**99**	**20**
Total	**6,900**	**72**	**75.320**		**10**	**562**	**2,700**	**1,077**	**130**	**21**

*Holes ranked from 1 (most difficult) to 18 (least difficult)

Scoring Summary

	Below 70	Under Par	Par	Over Par	80 & Over	Course Average	Round Leader	Low Round	Ben Hogan
Round 1	3	8	3	53	9	75.547	George Fazio (68)	George Fazio (68)	4
Round 2	2	9	8	47	4	74.594	Skee Riegel (141)	Skee Riegel (68)	T2
Round 3	2	8	6	49	4	74.810	Sam Snead (211) Skee Riegel (211)	Sam Snead (68)	3
Round 4	1	6	3	50	13	76.407	Ben Hogan (280)	Ben Hogan (68)	1
All Rounds	**8**	**31**	**20**	**199**	**30**	**75.320**			

1950 MASTERS TOURNAMENT
APRIL 6-9, 1950

Summary: Playing No. 13, the par 5, six under par during the week, Jimmy Demaret became the first three-time Masters champion.

PLAYER	POSITION	SCORES	TOTAL	PRIZE MONEY	STATUS
Jimmy Demaret	1	70 72 72 69	283	$2,400	
Gold Medal: Winner					
Silver Plaque with gold bar to indicate one Masters Tournament: Winner					
Jim Ferrier	2	70 67 73 75	285	$1,500	
Silver Medal: Runner-up					
Sam Snead	3	71 74 70 72	287	$1,020	
Ben Hogan	T4	73 68 71 76	288	$720	
Byron Nelson	T4	75 70 69 74	288	$720	
Lloyd Mangrum	6	76 74 73 68	291	$480	
Clayton Heafner	T7	74 77 69 72	292	$405	
Cary Middlecoff	T7	75 76 68 73	292	$405	
Lawson Little Jr.	9	70 73 75 75	293	$360	
Fred Haas Jr.	T10	74 76 73 71	294	$321	
Gene Sarazen	T10	80 70 72 72	294	$321	
Roberto De Vicenzo (Argentina)	T12	76 76 73 71	296	$285	
Horton Smith	T12	70 79 75 72	296	$285	
Skip Alexander	T14	78 74 72 73	297	$261	
Victor Ghezzi	T14	78 75 70 74	297	$261	
Leland Gibson	T14	78 73 72 74	297	$261	
Herman Keiser	T14	75 72 75 75	297	$261	
Joe Kirkwood Jr.	T14	75 74 77 71	297	$261	
Henry Picard	T14	74 71 77 75	297	$261	
Frank Stranahan	T14	74 79 73 71	297		Amateur
George Fazio	T21	73 74 78 73	298	$244	
Toney Penna	T21	71 75 77 75	298	$244	
Skee Riegel	T21	69 75 78 76	298	$244	
Melvin Harbert	T24	76 75 73 75	299	$240	
Johnny Palmer	T24	72 76 76 75	299	$240	
Eric Monti	26	74 79 74 73	300		
Herschel Spears	T27	70 74 79 78	301		
Norman Von Nida (Australia)	T27	77 74 74 76	301		
Billy Burke	T29	80 75 76 71	302		
Pete Cooper	T29	74 77 77 74	302		
Johnny Bulla	31	77 78 75 73	303		
Charles R. Coe	T32	73 79 78 74	304		Amateur
Bob Hamilton	T32	74 73 78 79	304		
Claude Harmon	T32	77 77 74 76	304		
Thomas Barnes	T35	78 75 78 74	305		Amateur
Julius Boros	T35	75 77 76 77	305		
Al Brosch	T35	77 75 78 75	305		
Richard D. Chapman	T35	77 73 75 80	305		Amateur
Charles R. Kocsis	T35	77 71 79 78	305		Amateur
Denny Shute	T35	77 72 81 75	305		
E. Harvie Ward Jr.	T35	79 78 74 74	305		Amateur
Buck White	T42	78 76 73 79	306		
Lew Worsham	T42	77 78 76 75	306		
Tony Holguin	T44	78 75 77 77	307		
Jack Isaacs	T44	79 81 72 75	307		
Herman Barron	T46	75 77 82 74	308		

1950 Masters Tournament (Continued)

PLAYER	POSITION	SCORES	TOTAL	PRIZE MONEY	STATUS
William C. Campbell	T46	80 78 74 76	308		Amateur
Jim Turnesa	T46	81 74 79 74	308		
Dave Douglas	T49	79 79 76 75	309		
Harry Todd	T49	76 75 81 77	309		
Jim McHale Jr.	T51	82 78 75 75	310		Amateur
Robert Sweeny Jr.	T51	77 76 79 78	310		Amateur
Ray Hill	T53	75 78 80 78	311		
Henry Williams Jr.	T53	82 78 81 70	311		
Gene Webb	55	76 78 75 83	312		
Harold Paddock Jr.	56	78 79 78 79	314		Amateur
Fred Mosely	57	82 77 78 79	316		Amateur
Frank Strafaci	58	77 82 84 81	324		Amateur
Les Kennedy	59	81 80 82 82	325		
Jack Burke Jr.	Withdrew	76 79 77	232		
Rufus King	Withdrew	80 78	158		Amateur
Henry Ransom	Withdrew	79	79		
John J. Farrell	Withdrew	84	84		
Ed Dudley	Withdrew	85	85		
E.J. Harrison	Withdrew				
TOTAL				**$12,000**	

1950 Cumulative Course Statistics

Hole	Yards	Par	Average	Rank*	Eagles	Birdies	Pars	Bogeys	Double Bogeys	Other
1	400	4	4.407	4	0	6	149	90	5	3
2	555	5	4.818	17	3	80	136	30	2	2
3	355	4	4.110	14	0	31	164	57	1	0
4	220	3	3.328	7	0	17	149	76	9	2
5	450	4	4.446	2	0	9	137	95	9	3
6	190	3	3.252	10	0	23	147	79	4	0
7	365	4	4.162	12	0	27	161	62	3	0
8	520	5	4.948	15	1	57	154	36	5	0
9	420	4	4.130	13	0	32	158	61	2	0
Out	**3,475**	**36**	**37.604**		**4**	**282**	**1,355**	**586**	**40**	**10**
10	470	4	4.505	1	0	3	132	105	13	0
11	445	4	4.418	3	0	9	145	87	10	2
12	155	3	3.371	6	0	21	147	63	15	7
13	470	5	4.802	18	3	81	138	25	6	0
14	420	4	4.256	9	0	9	172	70	2	0
15	505	5	4.877	16	1	70	147	29	6	0
16	190	3	3.399	5	0	13	156	61	17	6
17	400	4	4.320	8	0	13	152	82	6	0
18	420	4	4.249	11	0	21	152	76	4	0
In	**3,475**	**36**	**38.201**		**4**	**240**	**1,341**	**598**	**79**	**15**
Total	**6,950**	**72**	**75.806**		**8**	**522**	**2,696**	**1,184**	**119**	**25**

*Holes ranked from 1 (most difficult) to 18 (least difficult)

Scoring Summary

	Below 70	Under Par	Par	Over Par	80 & Over	Course Average	Round Leader	Low Round	Jimmy Demaret
Round 1	1	8	1	55	11	76.250	Skee Riegel (69)	Skee Riegel (69)	T2
Round 2	2	6	3	52	3	75.541	Jim Ferrier (137)	Jim Ferrier (67)	3
Round 3	3	6	5	49	7	75.600	Jim Ferrier (210)	Cary Middlecoff (68)	T3
Round 4	2	8	4	47	4	74.932	Jimmy Demaret (283)	Lloyd Mangrum (68)	1
All Rounds	**8**	**28**	**13**	**203**	**25**	**75.594**			

1949 MASTERS TOURNAMENT
APRIL 7-10, 1949

Summary: Back-to-back 67s in the final two rounds propelled Sam Snead to a three-stroke victory. That year the Green Jacket was first awarded to the Masters champion.

PLAYER	POSITION	SCORES	TOTAL	PRIZE MONEY	STATUS
Sam Snead	1	73 75 67 67	282	$2,750	
Gold Medal: Winner					
Silver Plaque with gold bar to indicate one Masters Tournament: Winner					
Johnny Bulla	T2	74 73 69 69	285	$1,100	
Silver Medal: Runner-up					
Lloyd Mangrum	T2	69 74 72 70	285	$1,100	
Silver Medal: Runner-up					
Johnny Palmer	T4	73 71 70 72	286	$440	
Jim Turnesa	T4	73 72 71 70	286	$440	
Lew Worsham	6	76 75 70 68	289	$330	
Joe Kirkwood Jr.	7	73 72 70 75	290	$330	
Jimmy Demaret	T8	76 72 73 71	292	$312	
Clayton Heafner	T8	71 74 72 75	292	$312	
Byron Nelson	T9	75 70 74 73	292	$312	
Claude Harmon	T11	73 75 73 72	293	$303	
Herman Keiser	T11	75 68 78 72	293	$303	
Herman Barron	T13	73 75 71 75	294	$275	
Leland Gibson	T13	71 77 74 72	294	$275	
Bobby Locke (South Africa)	T13	74 74 74 72	294	$275	
Charles R. Coe	T16	77 72 72 74	295		Amateur
John W. Dawson	T16	78 72 72 73	295		Amateur
Jim Ferrier	T16	77 72 67 79	295	$275	
Tony Holguin	T19	81 70 71 74	296	$248	
Frank Stranahan	T19	70 77 75 74	296		Amateur
Pete Cooper	T21	76 75 72 74	297	$248	
Henry Picard	T21	74 77 73 73	297	$248	
Bob Hamilton	T23	77 79 69 73	298	$188	
E.J. Harrison	T23	73 78 75 72	298	$188	
Lawson Little Jr.	T23	72 77 73 76	298	$188	
Cary Middlecoff	T23	76 77 72 73	298	$188	
Toney Penna	T23	74 76 76 72	298	$188	
Horton Smith	T23	75 72 78 73	298	$188	
Fred Haas Jr.	29	75 70 75 79	299		
Skip Alexander	T30	74 77 75 74	300		
George Fazio	T30	78 76 71 75	300		
Dick Metz	T30	71 76 76 77	300		
Skee Riegel	T30	75 74 74 77	300		Amateur
Craig Wood	34	81 75 72 73	301		
Art Bell	T35	81 74 75 72	302		
Billy Burke	T35	76 74 74 78	302		
Victor Ghezzi	T35	76 78 71 77	302		
Ellsworth Vines	38	76 77 76 74	303		
Johnny Revolta	T39	71 77 80 76	304		
Gene Sarazen	T39	75 74 76 79	304		
Harry Todd	T39	74 79 76 75	304		
George Schneiter	T42	77 76 73 79	305		
Al Smith	T42	78 77 74 76	305		
Herschel Spears	T42	76 77 77 75	305		
Fred Mosely	T45	77 75 78 76	306		Amateur

1949 Masters Tournament (Continued)

PLAYER	POSITION	SCORES	TOTAL	PRIZE MONEY	STATUS
Denny Shute	T45	79 74 76 77	306		
Ed Furgol	T47	77 79 77 74	307		
Otto Greiner	T47	77 75 78 77	307		
Gene Dahlbender Jr.	49	74 83 72 79	308		Amateur
Richard D. Chapman	50	77 75 81 76	309		Amateur
Mike Turnesa	51	78 75 80 78	311		
Robert Sweeny Jr.	52	82 80 79 77	318		Amateur
John J. Farrell	53	76 80 81 83	320		
Melvin Harbert	Withdrew	73 73 75	221		
Jim McGonagill	Withdrew	82 78 77	237		Amateur
Ed Dudley	Withdrew	79 78 83	240		
John De Bendern (England)	Withdrew	81 86 81	248		Amateur
Harold McSpaden	Withdrew	85	85		
TOTAL				$11,000	

1949 Cumulative Course Statistics

Hole	Yards	Par	Average	Rank*	Eagles	Birdies	Pars	Bogeys	Double Bogeys	Other
1	400	4	4.240	7	0	14	146	62	3	0
2	535	5	4.751	17	9	67	123	24	1	1
3	350	4	4.124	13	0	20	160	42	3	0
4	220	3	3.444	1	0	7	124	83	9	2
5	440	4	4.408	3	0	10	124	82	7	2
6	185	3	3.097	14	0	21	162	41	1	0
7	370	4	4.204	10	0	20	148	49	7	1
8	520	5	4.902	15	4	47	143	29	2	0
9	430	4	4.155	12	0	17	159	46	3	0
Out	**3,450**	**36**	**37.328**		**13**	**223**	**1,289**	**458**	**36**	**6**
10	465	4	4.400	4	0	8	126	85	5	1
11	415	4	4.217	T8	0	19	148	49	8	1
12	155	3	3.333	5	0	17	138	54	12	4
13	480	5	4.831	16	0	77	116	26	5	1
14	425	4	4.413	2	0	4	127	91	3	0
15	485	5	4.728	18	6	78	114	25	2	0
16	190	3	3.200	11	1	22	148	41	12	1
17	400	4	4.284	6	0	15	134	73	3	0
18	435	4	4.217	T8	0	27	126	69	2	1
In	**3,450**	**36**	**37.626**		**7**	**267**	**1,177**	**513**	**52**	**9**
Total	**6,900**	**72**	**74.955**		**20**	**490**	**2,466**	**971**	**88**	**15**

*Holes ranked from 1 (most difficult) to 18 (least difficult)

Scoring Summary

	Below 70	Under Par	Par	Over Par	80 & Over	Course Average	Round Leader	Low Round	Sam Snead
Round 1	1	6	1	51	7	75.690	Lloyd Mangrum (69)	Lloyd Mangrum (69)	T8
Round 2	1	5	7	45	4	75.316	Herman Keiser (143) Lloyd Mangrum (143)	Herman Keiser (68)	T14
Round 3	4	12	8	37	6	74.316	Johnny Palmer (214)	Jim Ferrier (67) Sam Snead (67)	T2
Round 4	3	6	8	39	1	74.453	Sam Snead (282)	Sam Snead (67)	1
All Rounds	**9**	**29**	**24**	**172**	**18**	**74.956**			

1948 MASTERS TOURNAMENT
APRIL 8-11, 1948

Summary: Claude Harmon equaled the Tournament mark with a nine-under-par 279 to defeat Cary Middlecoff by a then-record five strokes. It was Harmon's only professional tour victory.

PLAYER	POSITION	SCORES	TOTAL	PRIZE MONEY	STATUS
Claude Harmon	1	70 70 69 70	279	$2,500	
Gold Medal: Winner					
Silver Plaque with gold bar to indicate one Masters Tournament: Winner					
Cary Middlecoff	2	74 71 69 70	284	$1,500	
Silver Medal: Runner-up					
Melvin Harbert	3	71 70 70 76	287	$1,000	
Jim Ferrier	4	71 71 75 71	288	$750	
Lloyd Mangrum	T4	69 73 75 71	288	$750	
Ed Furgol	T6	70 72 73 74	289	$500	
Ben Hogan	T6	70 71 77 71	289	$500	
Byron Nelson	T8	71 73 72 74	290	$350	
Harry Todd	T8	72 67 80 71	290	$350	
Herman Keiser	T10	70 72 76 73	291	$250	
Bobby Locke (South Africa)	T10	71 71 74 75	291	$250	
Dick Metz	T10	71 72 75 73	291	$250	
Johnny Bulla	T13	74 72 76 71	293	$188	
E.J. Harrison	T13	73 77 73 70	293	$188	
Skee Riegel	T13	71 74 73 75	293		Amateur
Al Smith	T16	73 73 74 74	294	$138	
Sam Snead	T16	74 75 72 73	294	$138	
Jimmy Demaret	T18	73 72 78 72	295	$80	
Ed Dudley	T18	73 76 75 71	295	$80	
Victor Ghezzi	T18	75 73 73 74	295	$80	
Fred Haas Jr.	T18	75 75 76 69	295	$80	
Bob Hamilton	T18	72 72 76 75	295	$80	
Art Bell	T23	71 74 74 77	296		
Gene Sarazen	T23	77 74 73 72	296		
Herman Barron	T25	73 77 71 76	297		
Henry Cotton (England)	T25	72 73 75 77	297		
Henry Picard	T25	73 73 74 77	297		
Johnny Palmer	T28	75 73 76 74	298		
Ellsworth Vines	T28	76 71 77 74	298		
Marvin Ward	T30	74 74 77 74	299		Amateur
Lew Worsham	T30	74 78 71 76	299		
Denny Shute	32	74 73 76 77	300		
Harold McSpaden	33	77 75 76 73	301		
Horton Smith	34	78 73 76 75	302		
Skip Alexander	T35	77 73 77 76	303		
Ralph Guldahl	T35	75 78 75 75	303		
Ky Laffoon	T35	74 75 76 78	303		
Jim McHale Jr.	T35	78 73 77 75	303		Amateur
Felice Torza	T35	75 73 76 79	303		
Richard D. Chapman	T40	74 76 77 77	304		Amateur
Chandler Harper	T40	76 76 77 75	304		
Lawson Little Jr.	T40	73 77 76 78	304		
Billy Burke	T43	75 75 76 79	305		
Leland Gibson	T43	72 77 79 77	305		
Craig Wood	T43	77 80 77 71	305		
Toney Penna	46	77 78 75 77	307		

1948 Masters Tournament (Continued)

PLAYER	POSITION	SCORES	TOTAL	PRIZE MONEY	STATUS
Sam Byrd	47	84 75 75 76	310		
John J. Farrell	48	74 80 78 79	311		
Bill Nary	49	74 79 86 74	313		
Robert T. Jones Jr.	50	76 81 79 79	315		Amateur
A. Fred Kammer	T51	78 75 77 86	316		Amateur
E. Harvie Ward Jr.	T51	78 78 81 79	316		Amateur
Bob Rosburg	53	79 81 80 78	318		Amateur
Jack Selby	54	81 76 84 80	321		Amateur
Gene Kunes	Withdrew	74 76 76	226		
George Hamer	Withdrew	77 78 76	231		Amateur
Joe Kirkwood	Withdrew	78 77 82	237		
TOTAL				**$10,000**	

1948 Cumulative Course Statistics

Hole	Yards	Par	Average	Rank*	Eagles	Birdies	Pars	Bogeys	Double Bogeys	Other
1	400	4	4.203	12	0	14	154	56	2	0
2	535	5	4.849	17	4	60	132	29	0	1
3	350	4	4.128	14	0	28	145	50	2	1
4	220	3	3.340	3	0	14	130	73	9	0
5	440	4	4.362	2	0	12	126	83	4	1
6	185	3	3.221	11	0	17	143	65	1	0
7	370	4	4.243	T8	0	10	153	61	2	0
8	520	5	4.876	16	2	58	138	23	4	1
9	430	4	4.243	T8	0	14	152	53	6	1
Out	**3,450**	**36**	**37.469**		**6**	**227**	**1,273**	**493**	**30**	**5**
10	465	4	4.433	1	0	5	134	72	14	1
11	415	4	4.154	13	0	27	144	49	5	1
12	155	3	3.252	7	0	22	144	45	11	4
13	480	5	4.893	15	2	76	105	34	6	3
14	425	4	4.323	4	0	11	133	80	2	0
15	485	5	4.575	18	4	105	100	17	0	0
16	190	3	3.234	10	0	15	149	58	3	1
17	400	4	4.262	6	0	20	132	67	6	0
18	435	4	4.293	5	1	11	141	65	7	0
In	**3,450**	**36**	**37.422**		**7**	**292**	**1,182**	**487**	**54**	**10**
Total	**6,900**	**72**	**74.891**		**13**	**519**	**2,455**	**980**	**84**	**15**

*Holes ranked from 1 (most difficult) to 18 (least difficult)

Scoring Summary

	Below 70	Under Par	Par	Over Par	80 & Over	Course Average	Round Leader	Low Round	Claude Harmon
Round 1	1	12	4	41	2	74.263	Lloyd Mangrum (69)	Lloyd Mangrum (69)	T2
Round 2	1	8	6	43	4	74.509	Harry Todd (139)	Harry Todd (67)	2
Round 3	2	5	2	50	6	75.772	Claude Harmon (209)	Cary Middlecoff (69) Claude Harmon (69)	1
Round 4	1	11	2	41	2	74.870	Claude Harmon (279)	Fred Haas, Jr. (69)	1
All Rounds	**5**	**36**	**14**	**175**	**14**	**74.853**			

1947 MASTERS TOURNAMENT
APRIL 3-6, 1947

Summary: Becoming the first golfer to score four subpar rounds in the same Masters, Jimmy Demaret joined Horton Smith and Byron Nelson as two-time winners of the Tournament.

PLAYER	POSITION	SCORES	TOTAL	PRIZE MONEY	STATUS
Jimmy Demaret	1	69 71 70 71	281	$2,500	
Gold Medal: Winner					
Silver Plaque with gold bar to indicate one Masters Tournament: Winner					
Byron Nelson	T2	69 72 72 70	283	$1,500	
Silver Medal: Runner-up					
Frank Stranahan	T2	73 72 70 68	283		Amateur
Silver Medal: Runner-up					
Ben Hogan	T4	75 68 71 70	284	$900	
Harold McSpaden	T4	74 69 70 71	284	$900	
Jim Ferrier	T6	70 71 73 72	286	$625	
Henry Picard	T6	73 70 72 71	286	$625	
Chandler Harper	T8	77 72 68 70	287	$335	
Lloyd Mangrum	T8	76 73 68 70	287	$335	
Dick Metz	T8	72 72 72 71	287	$335	
Ed Oliver	T8	70 72 74 71	287	$335	
Toney Penna	T8	71 70 75 71	287	$335	
Johnny Bulla	13	70 75 74 69	288	$225	
Richard D. Chapman	T14	72 71 74 72	289		Amateur
Lawson Little Jr.	T14	71 71 76 71	289	$188	
Bobby Locke (South Africa)	T14	74 74 71 70	289	$188	
Herman Barron	T17	71 71 74 74	290	$125	
Fred Haas Jr.	T17	70 74 73 73	290	$125	
Johnny Palmer	T17	70 73 74 73	290	$125	
Denny Shute	20	73 75 72 71	291	$100	
Victor Ghezzi	21	73 77 71 71	292	$100	
Horton Smith	T22	72 70 76 75	293	$50	
Sam Snead	T22	72 71 75 75	293	$50	
Herman Keiser	T24	74 75 73 72	294		
Ellsworth Vines	T24	75 71 75 73	294		
Claude Harmon	T26	73 69 76 77	295		
Gene Sarazen	T26	75 76 74 70	295		
George Schneiter	T26	70 75 78 72	295		
E.J. Harrison	T29	74 71 74 77	296		
Clayton Heafner	T29	75 73 75 73	296		
Cary Middlecoff	T29	71 69 76 80	296		
Harry Todd	T29	74 74 71 77	296		
Melvin Harbert	T33	71 72 71 83	297		
Ky Laffoon	T33	74 74 73 76	297		
Frank Moore	T33	76 74 71 76	297		
Lew Worsham	T33	70 76 71 80	297		
Ed Dudley	37	72 75 73 78	298		
George Schoux	38	71 72 78 78	299		
Charles Congdon	T39	75 74 75 76	300		
George Fazio	T39	75 78 71 76	300		
Gene Kunes	T39	74 73 78 75	300		
Bob Hamilton	T42	72 78 74 77	301		
Johnny Revolta	T42	75 73 77 76	301		
Ed Furgol	T44	77 73 71 81	302		
Jim Turnesa	T44	80 72 77 73	302		

1947 Masters Tournament (Continued)

PLAYER	POSITION	SCORES	TOTAL	PRIZE MONEY	STATUS
Charles Lind	46	75 76 75 77	303		Amateur
Steve Kovach	T47	78 73 78 75	304		
Felix Serafin	T47	75 73 79 77	304		
Robert W. Willits	T47	76 78 75 75	304		Amateur
George Hamer	T50	77 77 77 74	305		Amateur
Skee Riegel	T50	75 80 75 75	305		Amateur
Jim Foulis	52	77 76 79 74	306		
John J. Farrell	T53	80 76 76 79	311		
Craig Wood	T53	78 80 75 78	311		
Robert T. Jones Jr.	T55	75 79 78 80	312		Amateur
Charles Yates	T55	77 75 81 79	312		Amateur
Billy Burke	57	83 73 81 77	314		
Joe MacDonald	Withdrew	85 80 81	246		Amateur
TOTAL				$10,000	

1947 Cumulative Course Statistics

Hole	Yards	Par	Average	Rank*	Eagles	Birdies	Pars	Bogeys	Double Bogeys	Other
1	400	4	4.259	T4	0	12	154	58	7	0
2	525	5	4.818	16	1	72	130	24	4	0
3	350	4	3.974	14	0	34	171	24	2	0
4	190	3	3.190	9	0	15	159	55	2	0
5	440	4	4.458	2	0	12	109	102	8	0
6	185	3	3.025	13	0	22	181	28	0	0
7	370	4	4.129	10	0	31	147	46	6	1
8	510	5	4.878	15	0	60	141	28	2	0
9	430	4	4.259	T4	0	14	145	70	2	0
Out	**3,400**	**36**	**36.995**		**1**	**272**	**1,337**	**435**	**33**	**1**
10	465	4	4.510	1	0	8	113	96	12	2
11	415	4	4.099	12	0	27	159	41	3	1
12	155	3	3.207	8	1	23	152	39	14	2
13	480	5	4.796	17	7	77	114	23	9	1
14	425	4	4.307	3	0	14	137	75	5	0
15	485	5	4.567	18	10	105	93	21	2	0
16	150	3	3.108	11	0	31	151	45	2	2
17	400	4	4.212	7	0	19	150	56	6	0
18	425	4	4.225	6	0	15	153	59	4	0
In	**3,400**	**36**	**37.034**		**18**	**319**	**1,222**	**455**	**57**	**8**
Total	**6,800**	**72**	**74.030**		**19**	**591**	**2,559**	**890**	**90**	**9**

*Holes ranked from 1 (most difficult) to 18 (least difficult)

Scoring Summary

	Below 70	Under Par	Par	Over Par	80 & Over	Course Average	Round Leader	Low Round	Jimmy Demaret
Round 1	2	15	6	37	4	73.983	Jimmy Demaret (69) Byron Nelson (69)	Jimmy Demaret (69) Byron Nelson (69)	T1
Round 2	4	15	8	35	3	73.569	Jimmy Demaret (140) Cary Middlecoff (140)	Ben Hogan (68)	T1
Round 3	2	14	4	40	3	74.259	Jimmy Demaret (210)	Chandler Harper (68) Lloyd Mangrum (68)	1
Round 4	2	17	4	36	5	74.316	Jimmy Demaret (281)	Frank Stranahan (68)	1
All Rounds	**10**	**61**	**22**	**148**	**15**	**74.030**			

1946 MASTERS TOURNAMENT
APRIL 4-7, 1946

Summary: Playing the first post-war Masters, Herman Keiser and Ben Hogan both three-putted the 72nd hole to allow Keiser to win by one stroke.

PLAYER	POSITION	SCORES	TOTAL	PRIZE MONEY	STATUS
Herman Keiser	1	69 68 71 74	282	$2,500	
Gold Medal: Winner					
Silver Plaque with gold bar to indicate one Masters Tournament: Winner					
Ben Hogan	2	74 70 69 70	283	$1,500	
Silver Medal: Runner-up					
Bob Hamilton	3	75 69 71 72	287	$1,000	
Jimmy Demaret	T4	75 70 71 73	289	$684	
Jim Ferrier	T4	74 72 68 75	289	$684	
Ky Laffoon	T4	74 73 70 72	289	$684	
Melvin Harbert	T7	69 75 76 70	290	$357	
Clayton Heafner	T7	74 69 71 76	290	$357	
Byron Nelson	T7	72 73 71 74	290	$357	
Sam Snead	T7	74 75 70 71	290	$357	
Jim Foulis	11	75 70 72 74	291	$250	
Cary Middlecoff	12	72 76 71 74	293		Amateur
Victor Ghezzi	T13	71 79 67 76	293	$213	
George Schneiter	T13	73 73 72 75	293	$213	
Fred Haas Jr.	15	71 75 68 80	294	$175	
Johnny Bulla	T16	72 76 73 74	295	$138	
Lloyd Mangrum	T16	76 75 72 72	295	$138	
Claude Harmon	18	76 75 74 71	296	$100	
Chandler Harper	19	74 76 73 74	297	$100	
Frank Stranahan	20	76 74 73 75	298		Amateur
Lawson Little Jr.	T21	74 74 78 73	299	$50	
Toney Penna	T21	71 73 80 75	299	$50	
Felix Serafin	T21	76 75 79 69	299	$50	
Horton Smith	T21	78 77 75 69	299	$50	
Herman Barron	T25	74 73 74 79	300		
Henry Picard	T25	79 73 71 77	300		
Denny Shute	T25	79 77 71 73	300		
Jimmy Thomson	T25	72 70 79 79	300		
Gene Kunes	T29	76 72 77 76	301		
Harold McSpaden	T29	75 74 75 77	301		
Al Zimmerman	T29	76 76 74 75	301		
Ed Dudley	T32	76 76 76 74	302		
Robert T. Jones Jr.	T32	75 72 77 78	302		Amateur
Dick Metz	T32	77 75 71 79	302		
Johnny Palmer	T32	76 75 77 74	302		
Al Watrous	T32	80 76 72 74	302		
E.J. Harrison	T37	75 77 75 76	303		
Ed Oliver	T37	79 73 71 80	303		
Jim Turnesa	T37	73 78 71 81	303		
Sam Byrd	40	75 79 71 79	304		
Richard D. Chapman	T41	77 77 73 79	306		Amateur
Ralph Hutchison	T41	79 78 75 74	306		
Leland Gibson	43	78 80 75 75	308		
Rod Munday	44	78 77 76 78	309		
Buck White	45	77 82 76 75	310		
Billy Burke	46	80 80 77 75	312		

1946 Masters Tournament (Continued)

PLAYER	POSITION	SCORES	TOTAL	PRIZE MONEY	STATUS
Robert Cochran	46	81 76 76 80	313		Amateur
Ralph Guldahl	48	85 76 78 76	315		
Jimmy Hines	49	79 80 77 80	316		
Charles Yates	50	78 79 78 86	321		Amateur
Craig Wood	Withdrew	83	83		
TOTAL				**$10,000**	

1946 Cumulative Course Statistics

Hole	Yards	Par	Average	Rank*	Eagles	Birdies	Pars	Bogeys	Double Bogeys	Other
1	400	4	4.278	T7	0	14	123	58	6	0
2	525	5	4.641	18	3	82	100	16	0	0
3	350	4	4.074	14	0	23	141	36	1	0
4	190	3	3.313	5	0	12	125	53	11	0
5	440	4	4.407	2	0	5	116	74	5	1
6	185	3	3.268	9	0	13	128	53	7	0
7	370	4	4.084	13	0	25	135	40	1	0
8	510	5	4.940	15	2	47	116	33	3	0
9	430	4	4.203	10	0	12	139	47	3	0
Out	**3,400**	**36**	**37.213**		**5**	**233**	**1,123**	**410**	**37**	**1**
10	465	4	4.422	1	0	9	109	75	5	3
11	415	4	4.199	11	0	15	136	45	5	0
12	155	3	3.378	4	0	11	125	45	19	1
13	480	5	4.860	16	2	62	105	27	4	1
14	425	4	4.393	3	1	5	116	73	5	1
15	485	5	4.666	17	6	79	97	15	3	1
16	150	3	3.154	12	0	16	142	39	4	0
17	400	4	4.278	T7	0	16	119	60	6	0
18	425	4	4.283	6	0	10	129	57	5	0
In	**3,400**	**36**	**37.636**		**9**	**223**	**1,078**	**436**	**56**	**7**
Total	**6,800**	**72**	**74.850**		**14**	**456**	**2,201**	**846**	**93**	**8**

*Holes ranked from 1 (most difficult) to 18 (least difficult)

Scoring Summary

	Below 70	Under Par	Par	Over Par	80 & Over	Course Average	Round Leader	Low Round	Herman Keiser
Round 1	2	5	4	42	5	75.627	Herman Keiser (69) Herman Keiser (69)	Melvin "Chick" Harbert (69) Herman Keiser (69)	T1
Round 2	3	7	3	40	4	74.860	Herman Keiser (137)	Herman Keiser (68)	1
Round 3	4	18	4	28	1	73.560	Herman Keiser (208)	Victor "Vic" Ghezzi (67)	1
Round 4	2	6	3	41	6	75.340	Herman Keiser (282)	Felix Serafin (69) Horton Smith (69)	1
All Rounds	**11**	**36**	**14**	**151**	**16**	**74.851**			

1942 MASTERS TOURNAMENT
APRIL 9-13, 1942 (18-HOLE PLAYOFF)

Summary: Byron Nelson shot five under par the final 13 holes to defeat Ben Hogan 69-70 in a playoff. Hogan led by three strokes after five holes. Despite Hogan's shooting one under par the next 13 holes, Nelson won his second Masters title.

PLAYER	POSITION	SCORES	TOTAL	PRIZE MONEY	STATUS
Byron Nelson	1	68 67 72 73	280	$1,500	Playoff
Gold Medal: Winner					
Silver Plaque with gold bar to indicate one Masters Tournament: Winner					
Ben Hogan	2	73 70 67 70	280	$800	Playoff
Silver Medal: Runner-up					
Paul Runyan	3	67 73 72 71	283	$600	
Sam Byrd	4	68 68 75 74	285	$500	
Horton Smith	5	67 73 74 73	287	$400	
Jimmy Demaret	6	70 70 75 75	290	$300	
E.J. Harrison	T7	74 70 71 77	292	$200	
Lawson Little Jr.	T7	71 74 72 75	292	$200	
Sam Snead	T7	78 69 72 73	292	$200	
Melvin Harbert	T10	73 73 72 75	293	$100	
Gene Kunes	T10	74 74 74 71	293	$100	
Jimmy Thomson	12	73 70 74 77	294	$100	
Chandler Harper	13	75 75 76 69	295		
Willie Goggin	14	74 70 78 74	296		
Bobby Cruickshank	T15	72 79 71 75	297		
Jim Ferrier (Australia)	T15	71 76 80 70	297		
Henry Picard	T15	75 72 75 75	297		
Harry Cooper (England)	T18	74 77 76 72	299		
Harold McSpaden	T18	74 72 79 74	299		
Felix Serafin	T18	75 74 77 73	299		
Ralph Guldahl	T21	74 74 76 76	300		
Toney Penna	22	74 79 73 75	301		
Billy Burke	T23	71 79 80 72	302		
Herman Keiser	T23	74 74 78 76	302		
Craig Wood	T23	72 75 82 73	302		
Jim Foulis	T26	75 71 79 78	303		
Johnny Palmer	T26	78 75 75 75	303		
Tommy Armour	T28	74 79 76 75	304		
Robert T. Jones Jr.	T28	72 75 79 78	304		Amateur
Gene Sarazen	T28	80 74 75 75	304		
Marvin Ward	T28	76 73 80 75	304		Amateur
Charles Yates	T28	78 76 74 76	304		Amateur
Ed Dudley	T33	71 77 81 76	305		
Jimmy Hines	T33	77 76 79 73	305		
Steve Kovach	35	76 79 78 73	306		
Herman Barron	T36	77 75 80 75	307		
Jack Ryan	T36	77 71 76 83	307		
Joe Zarhardt	38	76 76 83 76	311		
Jerry Gianferante	39	77 80 82 73	312		
Johnny Morris	40	83 75 80 75	313		
Denny Shute	Withdrew	72 73 81	226		
Lloyd Mangrum	Withdrew	74	74		
TOTAL				**$5,000**	

1942 Cumulative Course Statistics

Hole	Yards	Par	Average	Rank*	Eagles	Birdies	Pars	Bogeys	Double Bogeys	Other
1	400	4	4.297	6	0	4	108	41	5	0
2	525	5	4.759	17	3	52	86	14	3	0
3	350	4	4.050	13	0	19	113	25	1	0
4	190	3	3.424	1	0	8	88	49	13	0
5	440	4	4.405	2	0	4	88	64	2	0
6	185	3	3.120	12	0	15	111	30	2	0
7	370	4	4.044	14	0	24	104	29	1	0
8	510	5	4.905	15	1	42	89	24	1	1
9	430	4	4.221	8	0	11	106	36	5	0
Out	**3,400**	**36**	**37.227**		**4**	**179**	**893**	**312**	**33**	**1**
10	465	4	4.367	5	0	10	90	49	8	1
11	415	4	4.139	T10	0	17	104	35	2	0
12	155	3	3.379	T3	0	12	91	42	10	3
13	480	5	4.803	16	3	49	86	16	4	0
14	425	4	4.379	T3	0	8	91	51	7	1
15	485	5	4.658	18	1	69	72	15	1	0
16	150	3	3.139	T10	0	14	113	26	5	0
17	400	4	4.196	9	0	16	96	45	1	0
18	425	4	4.278	7	0	15	87	53	3	0
In	**3,400**	**36**	**37.341**		**4**	**210**	**830**	**332**	**41**	**5**
Total	**6,800**	**72**	**74.569**		**8**	**389**	**1,723**	**644**	**74**	**6**

*Holes ranked from 1 (most difficult) to 18 (least difficult)

Scoring Summary

	Below 70	Under Par	Par	Over Par	80 & Over	Course Average	Round Leader	Low Round	Byron Nelson
Round 1	4	9	4	29	2	73.905	Paul Runyan (67) Horton Smith (67)	Paul Runyan (67) Horton Smith (67)	T3
Round 2	3	10	2	29	1	73.951	Byron Nelson (135)	Byron Nelson (67)	1
Round 3	1	3	5	33	10	76.317	Byron Nelson (207)	Ben Hogan (67)	1
Round 4	1	5	2	33	1	74.350	Ben Hogan (280) Byron Nelson (280)	Chandler Harper (69)	T1
All Rounds	**9**	**27**	**13**	**124**	**14**	**74.628**			

1941 MASTERS TOURNAMENT
APRIL 3-6, 1941

Summary: Becoming the Masters first wire-to-wire champion, Craig Wood opened with a 66 and a five-stroke lead. Wood scored a 34 over the Tournament's final nine holes to defeat Byron Nelson by three strokes.

PLAYER	POSITION	SCORES	TOTAL	PRIZE MONEY	STATUS
Craig Wood	1	66 71 71 72	280	$1,500	
Gold Medal: Winner					
Silver Plaque with gold bar to indicate one Masters Tournament: Winner					
Byron Nelson	2	71 69 73 70	283	$800	
Silver Medal: Runner-up					
Sam Byrd	3	73 70 68 74	285	$600	
Ben Hogan	4	71 72 75 68	286	$500	
Ed Dudley	5	73 72 75 68	288	$400	
Victor Ghezzi	T6	77 71 71 70	289	$275	
Sam Snead	T6	73 75 72 69	289	$275	
Lawson Little Jr.	8	71 70 74 75	290	$200	
Willie Goggin	T9	71 72 72 76	291	$117	
Lloyd Mangrum	T9	71 72 72 76	291	$117	
Harold McSpaden	T9	76 67 80 68	291	$117	
Jimmy Demaret	T12	77 69 71 75	292	$50	
Clayton Heafner	T12	73 70 76 73	292	$50	
Harry Cooper (England)	T14	72 73 75 73	293		
Ralph Guldahl	T14	76 71 75 71	293		
Jimmy Thomson	T14	73 75 72 73	293		
Jack Ryan	17	73 74 74 74	295		
Denny Shute	18	77 75 74 70	296		
Richard D. Chapman	T19	76 73 70 78	297		Amateur
Jimmy Hines	T19	76 74 75 72	297		
Gene Kunes	T19	76 74 76 71	297		
Dick Metz	T19	74 72 75 76	297		
Sam Parks Jr.	T19	75 76 75 71	297		
Toney Penna	T19	73 74 80 70	297		
Gene Sarazen	T19	76 72 74 75	297		
Felix Serafin	T19	72 79 74 72	297		
Horton Smith	T19	74 72 77 74	297		
Ray Mangrum	28	76 70 78 74	298		
Jim Ferrier (Australia)	T29	75 76 73 75	299		
Jim Foulis	T29	76 75 71 77	299		
Martin Pose (Argentina)	T29	77 74 76 72	299		
Al Watrous	32	74 75 76 75	300		
Leonard Dodson	33	75 77 78 71	301		
George Dawson	34	74 78 77 73	302		Amateur
Paul Runyan	T35	78 78 74 73	303		
Charles Yates	T35	78 75 75 75	303		Amateur
Frank Walsh	37	74 76 76 78	304		
Tommy Armour	38	75 75 76 79	305		
Johnny Bulla	39	73 76 78 79	306		
Robert T. Jones Jr.	40	76 74 78 79	307		Amateur
Bruce Coltart	41	80 78 75 75	308		
Andy Gibson	42	78 75 80 76	309		
Jock Hutchison Jr.	43	77 81 76 78	312		
Tony Manero	T44	73 80 78 82	313		
W.B. McCullough Jr.	T44	79 74 84 76	313		Amateur

1941 Masters Tournament (Continued)

PLAYER	POSITION	SCORES	TOTAL	PRIZE MONEY	STATUS
Art Doering Jr.	46	77 79 77 81	314		Amateur
Andrew Szwedko	47	81 79 78 81	319		
Francis Ouimet	Withdrew	82	82		Amateur
Walter Hagen	Withdrew	87	87		
Henry Ransom	Withdrew				
TOTAL				$5,000	

1941 Cumulative Course Statistics

Partial Statistics Only

MASTERS RESULTS

Scoring Summary

	Below 70	Under Par	Par	Over Par	80 & Over	Round Leader	Low Round	Craig Wood
Round 1	1	6	2	41	4	Craig Wood (66)	Craig Wood (66)	1
Round 2	2	9	7	31	2	Craig Wood (137)	Jimmy Demaret (69) Byron Nelson (69)	1
Round 3	1	6	5	36	3	Craig Wood (208)	Sam Byrd (68)	1
Round 4	3	12	4	31	3	Craig Wood (280)	Ed Dudley (68) Ben Hogan (68)	1
All Rounds	**7**	**33**	**18**	**139**	**12**			

1940 MASTERS TOURNAMENT
APRIL 4-7, 1940

Summary: Playing in only his second Masters, Jimmy Demaret overcame an opening-round 64 by Lloyd Mangrum to win the Tournament. Demaret's four-stroke victory was a then-record for margin of victory at the Masters.

PLAYER	POSITION	SCORES	TOTAL	PRIZE MONEY	STATUS
Jimmy Demaret	1	67 72 70 71	280	$1,500	
Gold Medal: Winner					
Silver Plaque with gold bar to indicate one Masters Tournament: Winner					
Lloyd Mangrum	2	64 75 71 74	284	$800	
Silver Medal: Runner-up					
Byron Nelson	3	69 72 74 70	285	$600	
Harry Cooper (England)	T4	69 75 73 70	287	$400	
Ed Dudley	T4	73 72 71 71	287	$400	
Willie Goggin	T4	71 72 73 71	287	$400	
Henry Picard	T7	71 71 71 75	288	$200	
Sam Snead	T7	71 72 69 76	288	$200	
Craig Wood	T7	70 75 67 76	288	$200	
Ben Hogan	T10	73 74 69 74	290	$100	
Toney Penna	T10	73 73 72 72	290	$100	
Paul Runyan	T12	72 73 72 74	291	$50	
Frank Walsh	T12	73 75 69 74	291	$50	
Sam Byrd	T14	73 74 72 73	292		
John J. Farrell	T14	76 72 70 74	292		
Ralph Guldahl	T14	74 73 71 74	292		
Harold McSpaden	T17	73 71 74 75	293		
Charles Yates	T17	72 75 71 75	293		Amateur
Lawson Little Jr.	T19	70 77 75 72	294		
Ed Oliver	T19	73 75 74 72	294		
Johnny Bulla	T21	73 73 74 75	295		
Dick Metz	T21	71 74 75 75	295		
Gene Sarazen	T21	74 71 77 73	295		
Marvin Ward	T21	74 68 75 78	295		Amateur
Al Watrous	T21	75 70 73 77	295		
Jim Ferrier (Australia)	26	73 74 75 74	296		Amateur
Jimmy Hines	T27	75 76 74 72	297		
Johnny Revolta	T27	74 74 74 75	297		
Jim Foulis	T29	74 75 73 76	298		
Tony Manero	T29	75 75 73 75	298		
E.J. Harrison	T31	72 76 74 77	299		
Frank Moore	T31	76 72 73 78	299		
Melvin Harbert	T33	74 77 75 75	301		Amateur
Jules Huot (Canada)	T33	78 76 70 77	301		
Jimmy Thomson	T33	77 76 70 78	301		
Wilford Wehrle	T33	74 71 76 80	301		Amateur
Martin Pose (Argentina)	37	77 76 74 75	302		
Tommy Armour	38	71 74 78 80	303		
Victor Ghezzi	T39	77 75 74 79	305		
William Holt	T39	80 75 76 74	305		Amateur
Rod Munday	T39	73 76 75 81	305		
Robert Sweeny Jr.	T39	76 78 73 78	305		Amateur
Tommy Tailer	T39	79 74 74 78	305		Amateur
Art Doering Jr.	T44	76 79 76 75	306		Amateur

1940 Masters Tournament (Continued)

PLAYER	POSITION	SCORES	TOTAL	PRIZE MONEY	STATUS
Charles R. Kocsis	T44	76 79 74 77	306		Amateur
Felix Serafin	46	85 72 80 71	308		
Horton Smith	T47	76 76 80 77	309		
William P. Turnesa	T47	76 74 81 78	309		Amateur
George Dawson	49	77 73 81 81	312		Amateur
Enrique Bertolino (Argentina)	50	80 80 78 75	313		
Charles Evans Jr.	51	82 84 86 79	331		Amateur
Billy Burke	Withdrew	72 81 74	227		
Walter Hagen	Withdrew	77 78 73	228		
Ray Billows	Withdrew	75 83 71	229		Amateur
Bobby Cruickshank	Withdrew	74 76 81	231		
Ky Laffoon	Withdrew	78 76	154		
Clayton Heafner	Withdrew	73 82	155		
Robert T. Jones Jr.	Withdrew	79 76	155		Amateur
George Sargent	Withdrew				
TOTAL				**$5,000**	

1940 Cumulative Course Statistics

Hole	Yards	Par	Average	Rank*	Eagles	Birdies	Pars	Bogeys	Double Bogeys	Other
1	400	4	4.215	9	1	15	143	54	5	0
2	525	5	4.834	16	0	66	124	26	2	0
3	350	4	4.137	12	0	28	137	49	3	1
4	190	3	3.243	8	0	18	134	61	5	0
5	440	4	4.385	3	0	6	126	82	4	0
6	185	3	3.151	11	0	20	147	49	2	0
7	370	4	4.288	T4	0	17	128	66	7	0
8	510	5	4.862	15	0	60	130	26	2	0
9	430	4	4.288	T4	0	10	138	67	3	0
Out	**3,400**	**36**	**37.408**		**1**	**240**	**1,207**	**480**	**33**	**1**
10	470	4	4.467	1	1	10	104	93	9	1
11	415	4	4.128	13	0	23	149	43	1	2
12	155	3	3.261	6	0	22	137	44	11	4
13	480	5	4.724	17	6	83	98	29	0	2
14	425	4	4.399	2	0	7	125	79	6	1
15	485	5	4.619	18	2	101	94	20	1	0
16	145	3	3.059	14	1	23	162	26	6	0
17	400	4	4.256	7	0	17	133	63	5	0
18	425	4	4.197	10	0	20	141	53	2	2
In	**3,400**	**36**	**37.114**		**10**	**306**	**1,143**	**450**	**41**	**12**
Total	**6,800**	**72**	**74.522**		**11**	**546**	**2,350**	**930**	**74**	**13**

*Holes ranked from 1 (most difficult) to 18 (least difficult)

Scoring Summary

	Below 70	Under Par	Par	Over Par	80 & Over	Course Average	Round Leader	Low Round	Jimmy Demaret
Round 1	4	11	4	43	4	74.224	Lloyd Mangrum (64)	Lloyd Mangrum (64)	2
Round 2	1	6	8	44	5	74.879	Jimmy Demaret (139) Lloyd Mangrum (139)	Marvin "Bud" Ward (68)	T1
Round 3	4	14	3	38	6	73.964	Jimmy Demaret (209)	Craig Wood (67)	1
Round 4	0	6	4	41	4	75.216	Jimmy Demaret (280)	Harry Cooper (70) Byron Nelson (70)	1
All Rounds	**9**	**37**	**19**	**166**	**19**	**74.851**			



1939 MASTERS TOURNAMENT
MARCH 30-APRIL 2, 1939

Weather: Thursday's round was postponed due to rain. 36 holes were played on Sunday.
Summary: After consecutive runner-up finishes in 1937 and 1938, Ralph Guldahl shot a second-nine 33 Sunday for a one-stroke victory over Sam Snead.

PLAYER	POSITION	SCORES	TOTAL	PRIZE MONEY	STATUS
Ralph Guldahl	1	72 68 70 69	279	$1,500	
Gold Medal: Winner					
Silver Plaque with gold bar to indicate one Masters Tournament: Winner					
Sam Snead	2	70 70 72 68	280	$800	
Silver Medal: Runner-up					
Billy Burke	T3	69 72 71 70	282	$550	
Lawson Little Jr.	T3	72 72 68 70	282	$550	
Gene Sarazen	5	73 66 72 72	283	$400	
Craig Wood	6	72 73 71 68	284	$300	
Byron Nelson	7	71 69 72 75	287	$250	
Henry Picard	8	71 71 76 71	289	$175	
Ben Hogan	9	75 71 72 72	290	$125	
Ed Dudley	T10	75 75 69 72	291	$100	
Toney Penna	T10	72 75 72 72	291	$100	
Tommy Armour	T12	71 74 76 72	293	$34	
Victor Ghezzi	T12	73 76 72 72	293	$34	
Harold McSpaden	T12	75 72 74 72	293	$34	
Denny Shute	15	78 71 73 72	294		
Paul Runyan	T16	73 71 75 76	295		
Felix Serafin	T16	74 76 73 72	295		
Melvin Harbert	T18	74 73 75 74	296		Amateur
Jimmy Thomson	T18	75 71 73 77	296		
Charles Yates	T18	74 73 74 75	296		Amateur
Tommy Tailer	21	78 75 73 71	297		Amateur
Jimmy Hines	T22	76 73 74 75	298		
Ky Laffoon	T22	72 75 73 78	298		
Frank Moore	T22	75 74 75 74	298		
Al Watrous	25	75 75 74 75	299		
Tony Manero	T26	76 73 77 74	300		
Horton Smith	T26	75 79 74 72	300		
William P. Turnesa	T26	78 70 79 73	300		Amateur
Jess Sweetser	T29	75 75 75 77	302		Amateur
Frank Walsh	T29	76 76 72 78	302		
Dick Metz	T31	72 80 77 74	303		
Johnny Revolta	T31	77 74 76 76	303		
Harry Cooper (England)	T33	76 77 73 78	304		
Jimmy Demaret	T33	72 81 77 74	304		
Walter Hagen	T33	76 76 76 76	304		
Robert T. Jones Jr.	T33	76 77 78 73	304		Amateur
Richard D. Chapman	T37	78 77 77 77	309		Amateur
Jim Foulis	T37	80 76 77 76	309		
John J. Farrell	39	81 75 79 77	312		
Ted Adams	40	78 77 83 76	314		Amateur
Ray Billows	41	75 84 78 80	317		Amateur
Joe Belfore	42	83 79 78 78	318		
Joe Thompson	43	81 84 79 78	322		
Jock Hutchison	Withdrew	79 77	156		
Ray Mangrum	Withdrew	77	77		
Stan Horne (Canada)	Withdrew	82	82		
TOTAL				**$4,950**	

1939 Cumulative Course Statistics

Hole	Yards	Par	Average	Rank*	Eagles	Birdies	Pars	Bogeys	Double Bogeys	Other
1	400	4	4.274	6	0	6	115	54	0	0
2	525	5	4.805	16	2	52	99	22	0	0
3	350	4	4.177	9	0	11	125	36	3	0
4	190	3	3.302	4	0	11	107	51	5	1
5	440	4	4.428	2	0	5	96	69	4	1
6	185	3	3.142	T11	0	14	123	37	1	0
7	370	4	4.154	10	0	17	120	32	6	0
8	510	5	4.800	17	0	50	110	15	0	0
9	430	4	4.142	T11	0	15	121	38	1	0
Out	**3,400**	**36**	**37.228**		**2**	**181**	**1,016**	**354**	**20**	**2**
10	470	4	4.434	1	0	8	91	69	6	1
11	415	4	4.074	13	0	16	133	23	3	0
12	155	3	3.262	7	0	13	116	37	6	3
13	480	5	4.920	15	4	39	103	26	2	1
14	425	4	4.291	5	0	10	105	59	1	0
15	485	5	4.794	18	1	51	106	17	0	0
16	145	3	3.000	14	0	22	132	20	1	0
17	400	4	4.234	8	0	16	104	53	2	0
18	425	4	4.337	3	0	9	103	58	5	0
In	**3,400**	**36**	**37.348**		**5**	**184**	**993**	**362**	**26**	**5**
Total	**6,800**	**72**	**74.577**		**7**	**365**	**2,009**	**716**	**46**	**7**

*Holes ranked from 1 (most difficult) to 18 (least difficult)

Scoring Summary

	Below 70	Under Par	Par	Over Par	80 & Over	Course Average	Round Leader	Low Round	Ralph Guldahl
Round 1	1	5	7	34	5	75.174	Billy Burke (69)	Billy Burke (69)	T6
Round 2	3	10	3	31	4	74.500	Gene Sarazen (139)	Gene Sarazen (66)	T2
Round 3	2	5	7	31	1	74.512	Ralph Guldahl (210)	Lawson Little, Jr. (68)	1
Round 4	3	7	10	26	1	73.977	Ralph Guldahl (279)	Sam Snead (68) Craig Wood (68)	1
All Rounds	**9**	**27**	**27**	**122**	**11**	**74.551**			

1938 MASTERS TOURNAMENT
APRIL 1-4, 1938

Weather: The only scheduled Friday start. Play began, then was suspended due to adverse weather. First round was played on Saturday, second and third rounds were played on Sunday, and the final round was on Monday.

Summary: Henry Picard fired a final-round 70, including a first-nine 32, to defeat Harry Cooper and Ralph Guldahl by two strokes. Picard was a total of six under par the last three days on hole Nos. 16, 17 and 18.

PLAYER	POSITION	SCORES	TOTAL	PRIZE MONEY	STATUS
Henry Picard	1	71 72 72 70	285	$1,500	
Gold Medal: Winner					
Silver Plaque with gold bar to indicate one Masters Tournament: Winner					
Harry Cooper (England)	T2	68 77 71 71	287	$700	
Silver Medal: Runner-up					
Ralph Guldahl	T2	73 70 73 71	287	$700	
Silver Medal: Runner-up					
Paul Runyan	4	71 73 74 70	288	$500	
Byron Nelson	5	73 74 70 73	290	$400	
Ed Dudley	T6	70 69 77 75	291	$275	
Felix Serafin	T6	72 71 78 70	291	$275	
Dick Metz	T8	70 77 74 71	292	$175	
Jimmy Thomson	T8	74 70 76 72	292	$175	
Victor Ghezzi	T10	75 74 70 74	293	$100	
Jimmy Hines	T10	75 71 75 72	293	$100	
Lawson Little Jr.	T10	72 75 74 72	293	$100	
Billy Burke	T13	73 73 76 73	295		
Gene Sarazen	T13	78 70 68 79	295		
Stan Horne (Canada)	15	74 74 77 71	296		
Robert T. Jones Jr.	T16	76 74 72 75	297		Amateur
Harold McSpaden	T16	72 75 77 73	297		
Bobby Cruickshank	T18	72 75 77 74	298		
Ray Mangrum	T18	78 72 76 72	298		
Johnny Revolta	T18	73 72 76 77	298		
Tommy Tailer	T18	74 69 75 80	298		Amateur
Charles R. Kocsis	T22	76 73 77 73	299		Amateur
Horton Smith	T22	75 75 78 71	299		
Sam Parks Jr.	24	75 75 76 74	300		
Wiffy Cox	T25	74 78 74 75	301		
Ben Hogan	T25	75 76 78 72	301		
Ky Laffoon	T27	78 76 74 74	302		
Tony Manero	T27	72 78 82 70	302		
Frank Walsh	T27	74 75 77 76	302		
Al Watrous	T27	73 77 76 76	302		
Toney Penna	T31	71 76 77 80	304		
Sam Snead	T31	78 78 75 73	304		
Jess Sweetser	33	82 75 73 75	305		Amateur
Leo Mallory	T34	76 75 81 74	306		
Craig Wood	T34	73 75 83 75	306		
C. Ross Somerville (Canada)	T36	77 78 82 71	308		Amateur
Marvin Ward	T36	77 76 79 76	308		Amateur
Willie MacFarlane	T36	76 80 75 78	309		
Charles Yates	39	76 78 82 76	312		Amateur
Frank Strafaci	Withdrew	74 74 82	230		Amateur
Denny Shute	Withdrew	75 78 78	231		
Leonard Dodson	Withdrew	78 78	156		
TOTAL				**$5,000**	

1938 Cumulative Course Statistics

Partial Statistics Only

Scoring Summary

	Below 70	Under Par	Par	Over Par	80 & Over	Round Leader	Low Round	Henry Picard
Round 1	1	6	5	31	1	Harry Cooper (68)	Harry Cooper (68)	T4
Round 2	2	7	3	32	1	Ed Dudley (139)	Ed Dudley (69) Tommy Tailer (69)	T2
Round 3	1	4	2	35	6	Henry Picard (215)	Gene Sarazen (68)	1
Round 4	0	10	5	24	2	Henry Picard (285)	Tony Manero (70) Henry Picard (70) Paul Runyan (70) Felix Serafin (70)	1
All Rounds	**4**	**27**	**15**	**122**	**10**			

1937 MASTERS TOURNAMENT
APRIL 1-4, 1937

Summary: Byron Nelson made up six strokes on Ralph Guldahl over two holes the final day to win by two strokes. Compared to Guldahl's 5-6, Nelson played Nos. 12 and 13 2-3, respectively. The Nelson Bridge at No. 13 was dedicated in 1958 to commemorate that feat.

PLAYER	POSITION	SCORES	TOTAL	PRIZE MONEY	STATUS
Byron Nelson	1	66 72 75 70	283	$1,500	
Gold Medal: Winner					
Silver Plaque with gold bar to indicate one Masters Tournament: Winner					
Ralph Guldahl	2	69 72 68 76	285	$800	
Silver Medal: Runner-up					
Ed Dudley	3	70 71 71 74	286	$600	
Harry Cooper (England)	4	73 69 71 74	287	$500	
Ky Laffoon	5	73 70 74 73	290	$400	
Jimmy Thomson	6	71 73 74 73	291	$300	
Al Watrous	7	74 72 71 75	292	$250	
Tommy Armour	T8	73 75 73 72	293	$175	
Victor Ghezzi	T8	72 72 72 77	293	$175	
Leonard Dodson	T10	71 75 71 77	294	$100	
Jimmy Hines	T10	77 72 68 77	294	$100	
Wiffy Cox	12	70 72 77 76	295	$100	
Clarence Clark	T13	77 75 70 74	296		
Tony Manero	T13	71 72 78 75	296		
Johnny Revolta	T13	71 72 72 81	296		
Denny Shute	T13	74 75 71 76	296		
Bobby Cruickshank	17	79 69 71 78	297		
Sam Snead	18	76 72 71 79	298		
Lawson Little Jr.	T19	70 79 74 76	299		
Willie MacFarlane	T19	73 76 73 77	299		
Paul Runyan	T19	74 77 72 76	299		
Felix Serafin	T19	75 76 71 77	299		
Horton Smith	T19	75 72 77 75	299		
Ray Mangrum	T24	71 80 72 77	300		
Gene Sarazen	T24	74 80 73 73	300		
Craig Wood	T26	79 77 74 71	301		
Charles Yates	T26	76 73 74 78	301		Amateur
Francis Francis (England)	28	77 74 75 76	302		Amateur
Billy Burke	T29	77 71 75 80	303		
Al Espinosa	T29	72 76 79 76	303		
Robert T. Jones Jr.	T29	79 74 73 77	303		Amateur
Harold McSpaden	32	77 79 72 76	304		
Bill Mehlhorn	T33	73 76 77 79	305		
Henry Picard	T33	75 77 75 78	305		
Charles R. Kocsis	35	76 72 77 82	307		Amateur
Al Brosch	T36	78 79 74 77	308		
Tom Kerrigan	T36	75 77 77 79	308		
Sam Parks Jr.	T36	76 75 80 77	308		
Frank Moore	39	73 79 76 82	310		
Jess Sweetser	40	75 80 85 79	319		Amateur
John Riddell	41	79 81 82 79	321		Amateur
Fred Haas Jr.	Withdrew	78 70 78	226		Amateur
Jack Munger	Withdrew	84 81 78	243		Amateur
Herman Barron	Withdrew	78 75	153		
Jock Hutchison	Withdrew	77 77	154		
George Sargent	Withdrew	76	76		
TOTAL				**$5,000**	

1937 Cumulative Course Statistics

Partial Statistics Only

Scoring Summary

	Below 70	Under Par	Par	Over Par	80 & Over	Round Leader	Low Round	Byron Nelson
Round 1	2	10	2	34	1	Byron Nelson (66)	Byron Nelson (66)	1
Round 2	2	6	11	28	5	Byron Nelson (138)	Harry Cooper (69) Bobby Cruickshank (69)	1
Round 3	2	11	5	27	3	Ralph Guldahl (209)	Ralph Guldahl (68) Jimmy Hines (68)	T3
Round 4	0	2	1	38	4	Byron Nelson (283)	Byron Nelson (70)	1
All Rounds	**6**	**29**	**19**	**127**	**13**			

1936 MASTERS TOURNAMENT
APRIL 2-6, 1936

Weather: Due to adverse weather conditions, the first round of play was postponed until Friday. Sunday's play was also postponed and the third and fourth rounds were played on Monday.

Summary: Playing in rainy conditions, Horton Smith sank a 50-foot chip-in for birdie at No. 14, and a follow-up birdie at No. 15 to win two of the first three Tournaments.

PLAYER	POSITION	SCORES	TOTAL	PRIZE MONEY	STATUS
Horton Smith	1	74 71 68 72	285	$1,500	
Gold Medal: Winner					
Silver Plaque with gold bar to indicate one Masters Tournament: Winner					
Harry Cooper (England)	2	70 69 71 76	286	$800	
Silver Medal: Runner-up					
Gene Sarazen	3	78 67 72 70	287	$600	
Bobby Cruickshank	T4	75 69 74 72	290	$450	
Paul Runyan	T4	76 69 70 75	290	$450	
Ed Dudley	T6	75 75 70 73	293	$250	
Ky Laffoon	T6	75 70 75 73	293	$250	
Ray Mangrum	T6	76 73 68 76	293	$250	
John W. Dawson	T9	77 70 70 77	294		Amateur
Henry Picard	T9	75 72 74 73	294	$150	
Walter Hagen	T11	77 74 73 72	296	$100	
Denny Shute	T11	76 68 75 77	296	$100	
Wiffy Cox	T13	82 69 75 72	298	$50	
Byron Nelson	T13	76 71 77 74	298	$50	
Al Espinosa	T15	72 73 75 79	299		
Victor Ghezzi	T15	77 70 77 75	299		
Harold McSpaden	T15	77 75 71 76	299		
Jimmy Thomson	T15	76 78 71 74	299		
Orville White	T15	78 73 77 71	299		
Tommy Armour	T20	79 74 72 75	300		
Chick Chin (Japan)	T20	76 74 71 79	300		
Lawson Little Jr.	T20	75 75 73 77	300		
Sam Parks Jr.	T20	76 75 72 77	300		
Craig Wood	T20	88 67 69 76	300		
Johnny Revolta	25	77 72 76 76	301		
Albert Campbell	26	82 73 68 79	302		Amateur
Dick Metz	27	79 78 76 70	303		
Billy Burke	28	74 77 74 79	304		
John J. Farrell	T29	78 75 74 78	305		
Joe Kirkwood	T29	81 76 73 75	305		
Torchy Toda (Japan)	T29	81 74 75 75	305		
Al Watrous	T29	78 76 73 78	305		
Robert T. Jones Jr.	33	78 78 73 77	306		Amateur
Bill Kaiser	T34	77 78 77 75	307		
Charles Yates	T34	82 73 75 77	307		Amateur
Alvin Krueger	T36	75 76 77 80	308		
Ted Luther	T36	74 75 77 82	308		
Ted Turner	38	76 79 80 75	310		
Jimmy Hines	T39	79 82 74 76	311		
Jules Huot (Canada)	T39	80 79 75 77	311		
Gene Kunes	T39	81 76 76 78	311		
Frank Walsh	T39	80 77 78 76	311		
Johnny Goodman	43	80 81 79 75	315		Amateur
Robert Riegel	T44	84 78 74 83	319		
Robert Sweeny Jr.	T44	83 75 74 87	319		Amateur

1936 Masters Tournament (Continued)

PLAYER	POSITION	SCORES	TOTAL	PRIZE MONEY	STATUS
Jock Hutchison	Withdrew	79 77	156		
Vincent Eldred	Withdrew	85 76	161		
Fred Haas Jr.	Withdrew	87 74	161		Amateur
Joe Turnesa	Withdrew	80 82	162		
Jack Munger	Withdrew	84 79	163		Amateur
Jess Sweetser	Withdrew	89 79	168		Amateur
Fred McLeod	Withdrew	88 81	169		
George Sargent	Withdrew				
TOTAL				**$5,000**	

1936 Cumulative Course Statistics

Partial Statistics Only

Scoring Summary

	Below 70	Under Par	Par	Over Par	80 & Over	Round Leader	Low Round	Horton Smith
Round 1	0	1	1	50	18	Harry Cooper (70)	Harry Cooper (70)	T3
Round 2	7	12	2	38	4	Harry Cooper (139)	Gene Sarazen (67) Craig Wood (67)	T4
Round 3	4	11	3	31	1	Harry Cooper (210)	Albert "Scotty" Campbell (68) Ray Mangrum (68) Horton Smith (68)	2
Round 4	0	3	4	38	4	Horton Smith (285)	Dick Metz (70) Gene Sarazen (70)	1
All Rounds	**11**	**27**	**10**	**157**	**27**			



1935 MASTERS TOURNAMENT
APRIL 4-8, 1935 (36-HOLE PLAYOFF)

Summary: Hitting the "shot heard 'round the world," Gene Sarazen holed a double eagle (235 yards, 4-wood) at the par-5, No. 15 to tie Craig Wood and force the Tournament's only 36-hole playoff. Sarazen won the extra holes 144-149. In 1935, the golf course nines were reversed.

PLAYER	POSITION	SCORES	TOTAL	PRIZE MONEY	STATUS
Gene Sarazen	1	68 71 73 70	282	$1,500	Playoff
Gold Medal: Winner					
Silver Plaque with gold bar to indicate one Masters Tournament: Winner					
Crystal Bowl: Double Eagle, Round 4, Hole 15					
Craig Wood	2	69 72 68 73	282	$800	Playoff
Silver Medal: Runner-up					
Olin Dutra	3	70 70 70 74	284	$600	
Henry Picard	4	67 68 76 75	286	$500	
Denny Shute	5	73 71 70 73	287	$400	
Lawson Little Jr.	6	74 72 70 72	288		Amateur
Paul Runyan	7	70 72 75 72	289	$300	
Victor Ghezzi	8	73 71 73 73	290	$250	
Bobby Cruickshank	T9	76 70 73 72	291	$138	
Jimmy Hines	T9	70 70 77 74	291	$138	
Byron Nelson	T9	71 74 72 74	291	$138	
Joe Turnesa	T9	73 71 74 73	291	$138	
Ray Mangrum	T13	68 71 76 77	292	$50	
Johnny Revolta	T13	70 74 73 75	292	$50	
Walter Hagen	T15	73 69 72 79	293		
Sam Parks Jr.	T15	74 70 74 75	293		
John W. Dawson	T17	75 72 72 75	294		Amateur
Al Espinosa	T17	76 72 73 73	294		
Clarence Clark	T19	77 75 73 71	296		
Leo Diegel	T19	72 73 74 77	296		
Ed Dudley	T19	73 73 74 76	296		
Harold McSpaden	T19	75 72 75 74	296		
Horton Smith	T19	74 75 74 73	296		
Charles Yates	T19	75 70 76 75	296		Amateur
Harry Cooper (England)	T25	73 76 74 74	297		
Robert T. Jones Jr.	T25	74 72 73 78	297		Amateur
Mike Turnesa	T25	72 74 75 76	297		
Gene Kunes	T28	76 72 77 73	298		
Ky Laffoon	T28	76 73 72 77	298		
Phil Perkins	T28	77 71 75 75	298		
Mortie Dutra	T31	81 74 73 71	299		
Willie MacFarlane	T31	73 77 75 74	299		
Dick Metz	T31	75 73 73 78	299		
Al Watrous	34	78 72 75 75	300		
John Golden	T35	75 73 77 76	301		
Bill Mehlhorn	T35	76 70 77 78	301		
Tommy Armour	T37	73 76 75 78	302		
Billy Burke	T37	74 75 74 79	302		
John J. Farrell	T37	74 74 78 76	302		
Jim Foulis	T37	81 72 74 75	302		
Willie Goggin	T37	68 74 78 82	302		
Fred Haas Jr.	T37	75 73 75 79	302		Amateur
Wiffy Cox	T43	73 76 77 77	303		
Frank Walsh	T43	75 82 73 73	303		
Henry Ciuci	T45	79 77 74 74	304		

1935 Masters Tournament (Continued)

PLAYER	POSITION	SCORES	TOTAL	PRIZE MONEY	STATUS
Tony Manero	T45	72 76 77 79	304		
Andy Kay (Canada)	T47	78 74 77 76	305		
Gus Moreland	T47	78 74 75 78	305		Amateur
Orville White	T47	76 74 75 80	305		
Abe Espinosa	50	78 73 79 76	306		
Jock Hutchison	T51	78 73 80 76	307		
Jimmy Thomson	T51	74 72 80 81	307		
Pat Tiso	T51	76 75 75 81	307		
Bob MacDonald	T54	73 79 76 81	309		
R. S. Stonehouse	T54	78 74 80 77	309		
Walter Kozak	T56	78 77 77 78	310		
W. J. Schwartz	T56	76 74 81 79	310		
Leland Hamman	58	75 79 79 79	312		Amateur
Jules Huot (Canada)	59	78 78 81 76	313		
Chandler Egan	60	77 78 78 81	314		Amateur
Jack Munger	61	79 78 77 83	317		Amateur
George Sargent	62	80 79 79 81	319		
Jack Westland	63	77 82 77 84	320		Amateur
Fred McLeod	64	84 76 83 81	324		
Willie Klein	Withdrew	72 75 76	223		
TOTAL				$5,000	

1935 Cumulative Course Statistics

Partial Statistics Only

Scoring Summary

	Below 70	Under Par	Par	Over Par	80 & Over	Round Leader	Low Round	Gene Sarazen
Round 1	5	10	4	51	4	Henry Picard (67)	Henry Picard (67)	T2
Round 2	2	14	11	40	2	Henry Picard (135)	Henry Picard (68)	T2
Round 3	1	4	4	57	6	Craig Wood (209)	Craig Wood (68)	4
Round 4	0	3	3	58	10	Gene Sarazen (282) Craig Wood (282)	Gene Sarazen (70)	T1
All Rounds	**8**	**31**	**22**	**206**	**22**			

1934 MASTERS TOURNAMENT
MARCH 22-25, 1934

Summary: Horton Smith sank a 20-foot birdie putt at No. 17 (now No. 8) for a victory over Craig Wood in the inaugural Augusta National Invitation Tournament. Smith remains one of three players to win in his first start at Augusta National Golf Club.

PLAYER	POSITION	SCORES	TOTAL	PRIZE MONEY	STATUS
Horton Smith	1	70 72 70 72	284	$1,500	
Gold Medal: Winner					
Silver Plaque with gold bar to indicate one Masters Tournament: Winner					
Craig Wood	2	71 74 69 71	285	$800	
Silver Medal: Runner-up					
Billy Burke	T3	72 71 70 73	286	$550	
Paul Runyan	T3	74 71 70 71	286	$550	
Ed Dudley	5	74 69 71 74	288	$400	
Willie MacFarlane	6	74 73 70 74	291	$300	
Al Espinosa	T7	75 70 75 72	292	$175	
Jimmy Hines	T7	70 74 74 74	292	$175	
Harold McSpaden	T7	77 74 72 69	292	$175	
MacDonald Smith	T7	74 70 74 74	292	$175	
Mortie Dutra	T11	74 75 71 73	293	$100	
Al Watrous	T11	74 74 71 74	293	$100	
Walter Hagen	T13	71 76 70 77	294		
Robert T. Jones Jr.	T13	76 74 72 72	294		Amateur
Denny Shute	T13	73 73 76 72	294		
Leo Diegel	T16	73 72 74 76	295		
R. S. Stonehouse	T16	74 70 75 76	295		
Ky Laffoon	T18	72 79 72 73	296		
Johnny Revolta	T18	75 72 75 74	296		
W. J. Schwartz	T18	75 72 71 78	296		
John Golden	T21	71 75 74 77	297		
Charles Yates	T21	76 72 77 72	297		Amateur
John W. Dawson	T23	74 73 76 75	298		Amateur
Henry Picard	T23	71 76 75 76	298		
Henry Ciuci	T25	74 73 74 78	299		
Tom Creavy	T25	74 73 80 72	299		
Victor Ghezzi	T25	77 74 74 74	299		
Bobby Cruickshank	T28	74 74 80 72	300		
Jim Foulis	T28	78 74 76 72	300		
Mike Turnesa	T28	75 74 77 74	300		
Charles Lacey	31	74 73 80 74	301		
John Kinder	32	77 76 74 76	303		
Phil Perkins	33	74 76 76 78	304		
George T. Dunlap Jr.	T34	76 75 78 77	306		Amateur
Joe Turnesa	T34	75 75 77 79	306		
John J. Farrell	T36	77 80 78 72	307		
Joe Paletti	T36	73 79 75 80	307		
Errie Ball	T38	74 75 74 86	309		
Abe Espinosa	T38	76 77 75 81	309		
Gene Kunes	T38	80 76 78 75	309		
David Ogilvie Jr.	T38	79 75 77 78	309		
Tom Kerrigan	42	76 79 77 78	310		
George Kerrigan	T43	84 74 76 77	311		
C. Ross Somerville (Canada)	T43	82 78 74 77	311		Amateur
William P. Turnesa	45	75 78 80 79	312		Amateur

1934 Masters Tournament (Continued)

PLAYER	POSITION	SCORES	TOTAL	PRIZE MONEY	STATUS
Sam Parks Jr.	T46	79 81 79 74	313		
John Perelli	T46	79 77 79 78	313		
W. D. Fondren	T48	79 79 74 83	315		
Billy Howell	T48	76 80 83 76	315		Amateur
Fred McLeod	T50	80 81 79 76	316		
George Sargent	T50	80 76 82 78	316		
C. W. Hall	T52	79 81 77 80	317		
George Jacobus	T52	79 80 77 81	317		
Walter Emery	T54	77 76 82 84	319		Amateur
Sam Perry	T54	77 81 80 81	319		Amateur
Jimmy Vincent	T54	80 80 77 82	319		
Willie Dow	57	81 79 80 80	320		
Jess Sweetser	58	80 82 81 78	321		Amateur
C. T. Wilson (England)	59	80 83 80 79	322		
Bayard Mitchell	60	84 79 84 85	332		Amateur
Cyril Walker	61	88 85 81 80	334		
Bill Mehlhorn	Withdrew	78 77 74	229		
Wiffy Cox	Withdrew	78 75 78	231		
Harry Cooper (England)	Withdrew	78 76 79	233		
Fairley Clark	Withdrew	82 79 78	239		
Tony Manero	Withdrew	81 77 81	239		
Emmet French	Withdrew	70 83	153		
Dick Metz	Withdrew	75 79	154		
Herman Barron	Withdrew	80 77	157		
C.G. Stevens (England)	Withdrew	82 81	163		Amateur
Al Houghton	Withdrew	77	77		
Frank Walsh	Withdrew				
TOTAL				$5,000	

1934 Cumulative Course Statistics

Partial Statistics Only

MASTERS RESULTS

Scoring Summary

	Below 70	Under Par	Par	Over Par	80 & Over	Round Leader	Low Round	Horton Smith
Round 1	0	7	2	63	15	Emmet French (70) Jimmy Hines (70) Horton Smith (70)	Emmet French (70) Jimmy Hines (70) Horton Smith (70)	T1
Round 2	1	6	5	60	13	Horton Smith (142)	Ed Dudley (69)	1
Round 3	1	10	3	54	14	Horton Smith (212)	Craig Wood (69)	1
Round 4	1	3	9	49	12	Horton Smith (284)	Harold "Jug" McSpaden (69)	1
All Rounds	**3**	**26**	**19**	**226**	**54**			

Overall - Player Summary

Player	First/Last Year	Tournaments Entered	*Cuts Made	72-Hole Finishes	Top 3	Top 5	Top 10	Top 25	Scoring Average	Rounds Played	Low Round	High Round	Rounds Under Par	Money Won	Best Finish
Aaron, Tommy	1959/2005	42	21	21	1	2	5	9	75.07	126	67	92	24	$268,593	1 (1973)
Adams, John	1994/1994	1	0	0	0	0	0	0	77.00	2	76	78	0	$1,500	
Adams, Sam	1974/1974	1	0	0	0	0	0	0	79.50	2	79	80	0	$1,200	
Adams, Ted	1939/1939	1	0	1	0	0	0	0	78.50	4	76	83	0	$0	40 (1939)
Albert, Don	1954/1954	1	0	1	0	0	0	0	79.00	4	77	83	0	$0	67 (1954)
Alexander, Keith	1961/1961	1	0	0	0	0	0	0	76.00	2	76	76	0	$400	
Alexander, Skip	1948/1954	6	0	6	0	0	0	1	75.21	24	71	82	1	$978	14 (1950)
Alexander, Stewart M.	1987/1988	2	0	0	0	0	0	0	77.50	4	76	80	0	$6,750	
Allem, Fulton	1992/1994	2	2	2	0	0	0	0	73.88	8	69	78	3	$12,550	38 (1994)
Allen, Donald C.	1965/1967	3	3	3	0	0	0	0	75.00	12	70	83	2	$0	39 (1965)
Allenby, Robert	1997/2011	12	7	7	0	0	0	1	74.29	38	70	82	4	$264,770	22 (2006)
Allin, Bud	1973/1977	5	4	4	0	0	0	3	72.89	18	69	76	5	$10,875	15 (1974)
Alliss, Peter	1966/1967	2	0	0	0	0	0	0	79.25	4	76	84	0	$2,000	
Ames, Stephen	2005/2009	5	5	5	0	0	0	4	73.05	20	68	77	6	$374,044	11 (2006)
An, Byeong Hun	2010/2017	3	1	1	0	0	0	0	74.88	8	70	78	1	$72,150	33 (2017)
Andrade, Billy	1987/2002	6	3	3	0	0	0	0	74.78	18	71	80	1	$34,340	38 (1999)
Andrews, Gene	1958/1962	3	1	1	0	0	0	0	76.25	8	73	82	0	$0	33 (1960)
Angelini, Alfonso	1964/1964	1	0	0	0	0	0	0	77.50	2	72	83	0	$700	
Aoki, Isao	1974/1988	14	7	7	0	0	0	4	74.38	42	69	81	8	$46,605	16 (1985)
Aphibarnrat, Kiradech	2016/2018	2	2	2	0	0	0	1	72.88	8	70	79	3	$210,200	15 (2016)
Appleby, Stuart	1997/2011	14	8	8	0	0	1	5	73.52	44	69	80	13	$694,973	7 (2007)
Archer, George	1967/1992	24	16	16	1	1	1	8	73.65	77	67	82	18	$120,173	1 (1969)
Arda, Ben	1962/1962	1	0	0	0	0	0	0	78.00	2	77	79	0	$400	
Armour, Tommy	1990/1990	1	0	0	0	0	0	0	76.50	2	75	78	0	$1,500	
Armour, Tommy	1935/1942	7	0	7	0	0	1	3	75.00	28	71	80	2	$208	8 (1937)
Armstrong, Wally	1978/1979	2	1	1	0	1	1	1	71.17	6	68	74	3	$13,250	5 (1978)
Atwal, Arjun	2011/2011	1	0	0	0	0	0	0	75.50	2	71	80	1	$10,000	
Austin, Woody	1996/2008	2	0	0	0	0	0	0	76.25	4	73	79	0	$11,500	
Azinger, Paul	1987/2002	15	10	10	0	1	1	6	72.82	50	67	80	19	$401,601	5 (1998)
Baddeley, Aaron	2000/2012	7	4	4	0	0	0	1	73.82	22	68	80	5	$203,910	17 (2009)
Bae, Sangmoon	2012/2015	3	2	2	0	0	0	0	72.90	10	69	77	4	$101,600	33 (2015)
Baiocchi, Hugh	1974/1976	3	2	2	0	0	0	1	73.40	10	70	78	3	$5,400	22 (1975)
Baird, Briny	2004/2009	2	0	0	0	0	0	0	74.50	4	73	77	0	$15,000	
Baird, Butch	1977/1977	1	0	0	0	0	0	0	75.50	2	75	76	0	$1,500	
Baker, Peter	1994/1994	1	0	0	0	0	0	0	76.50	2	75	78	0	$1,500	
Baker-Finch, Ian	1985/1996	8	4	4	0	0	3	3	73.75	24	68	81	10	$161,829	6 (1992)
Bakst, Ken	1998/1998	1	0	0	0	0	0	0	80.00	2	78	82	0	$0	

*Cut instituted in 1957

Overall - Player Summary

Player	First/Last Year	Tournaments Entered	*Cuts Made	72-Hole Finishes	Top 3	Top 5	Top 10	Top 25	Scoring Average	Rounds Played	Low Round	High Round	Rounds Under Par	Money Won	Best Finish
Balding, Al	1956/1968	8	4	5	0	0	0	2	74.54	26	68	82	3	$6,279	16 (1957)
Ball, Errie	1934/1957	2	0	1	0	0	0	0	77.00	6	74	86	0	$300	38 (1934)
Ballenger, Douglas S.	1973/1973	1	0	0	0	0	0	0	79.00	2	77	81	0	$0	
Ballesteros, Seve	1977/2007	28	18	18	5	7	8	14	73.17	92	66	86	37	$611,910	1 (1980, 1983)
Bannerman, Harry	1972/1972	1	1	1	0	0	0	0	75.00	4	72	78	0	$1,675	33 (1972)
Barbarossa, Robert	1969/1969	1	0	0	0	0	0	0	77.00	2	75	79	0	$0	
Barber, Jerry	1953/1967	13	5	9	0	1	3	4	74.84	44	69	83	6	$18,492	5 (1962)
Barber, Miller	1968/1980	11	8	8	0	0	1	6	72.76	38	64	82	12	$26,115	7 (1969)
Bard, Derek	2016/2016	1	0	0	0	0	0	0	76.50	2	76	77	0	$0	
Barnes, Brian	1972/1973	2	0	0	0	0	0	0	80.25	4	77	85	0	$2,000	
Barnes, Ricky	2003/2011	3	3	3	0	0	1	3	71.58	12	68	75	6	$288,200	10 (2010)
Barnes, Thomas	1950/1950	1	0	1	0	0	0	0	76.25	4	74	78	0	$0	35 (1950)
Barnes, Thomas W.	1966/1966	1	0	0	0	0	0	0	79.00	2	76	82	0	$0	
Barr, Dave	1982/1988	4	2	2	0	0	0	1	75.00	12	68	82	4	$17,200	16 (1986)
Barron, Herman	1934/1950	8	0	6	0	0	0	4	75.21	28	71	82	4	$400	13 (1949)
Bassler, Charles	1952/1952	1	0	1	0	0	0	0	76.25	4	74	79	0	$200	34 (1952)
Bateman, Brian	2008/2008	1	1	1	0	0	0	1	72.75	4	69	76	1	$84,300	20 (2008)
Baxter, Rex	1955/1964	5	1	3	0	0	0	0	76.50	16	71	83	1	$1,050	34 (1957)
Bayer, George	1958/1966	8	7	7	0	0	0	1	74.67	30	67	84	4	$5,300	15 (1965)
Bean, Andy	1977/1990	14	10	10	0	0	1	6	73.27	48	68	80	12	$56,677	10 (1982)
Beard, Frank	1965/1976	12	11	11	0	1	4	8	73.07	46	65	79	16	$29,242	5 (1968)
Beck, Chip	1983/1995	11	8	8	1	1	2	5	72.87	38	67	77	11	$302,380	2 (1993)
Beem, Rich	2003/2007	5	3	3	0	0	0	1	74.75	16	71	81	3	$151,140	15 (2003)
Begay, Notah	2000/2001	2	1	1	0	0	0	0	73.33	6	73	74	0	$26,620	37 (2000)
Belfore, Joe	1939/1939	1	0	1	0	0	0	0	79.50	4	78	83	0	$0	42 (1939)
Bell, Art	1948/1949	2	0	2	0	0	0	1	74.75	8	71	81	1	$0	23 (1948)
Beman, Deane R.	1959/1973	13	6	6	0	0	0	3	74.87	38	69	80	4	$7,120	19 (1969)
Bembridge, Maurice	1970/1976	4	3	3	0	0	1	1	73.86	14	64	86	3	$8,825	9 (1974)
Bendall, Richard A	1972/1972	1	0	0	0	0	0	0	76.00	2	75	77	0	$0	
Benepe, Jim	1989/1991	2	0	0	0	0	0	0	77.25	4	74	82	0	$3,000	
Benjamin, Brad	2010/2010	1	0	0	0	0	0	0	75.00	2	73	77	0	$0	
Berganio, David	1992/1997	2	0	0	0	0	0	0	74.25	4	71	78	1	$5,000	
Berger, Daniel	2016/2018	3	3	3	0	0	1	1	72.42	12	69	77	5	$371,763	10 (2016)
Bernardini, Roberto	1969/1970	2	1	1	0	0	0	0	75.67	6	71	80	1	$2,450	29 (1969)
Bertolino, Enrique	1940/1940	1	0	1	0	0	0	0	78.25	4	75	80	0	$0	50 (1940)

*Cut instituted in 1957

Overall - Player Summary

Player	First/Last Year	Tournaments Entered	*Cuts Made	72-Hole Finishes	Top 3	Top 5	Top 10	Top 25	Scoring Average	Rounds Played	Low Round	High Round	Rounds Under Par	Money Won	Best Finish
Besselink, Al	1951/1955	5	0	5	1	1	3	4	74.40	20	69	83	5	$3,305	3 (1952)
Bies, Don	1968/1976	3	1	1	0	0	0	0	74.88	8	70	81	2	$3,775	33 (1969)
Billows, Ray	1939/1940	2	0	2	0	0	0	0	78.00	7	71	84	1	$0	41 (1939)
Bishop, Stanley	1952/1955	2	0	1	0	0	0	0	78.29	7	75	82	0	$0	55 (1952)
Bisplinghoff, Don	1956/1956	1	0	1	0	0	0	0	79.00	4	77	81	0	$0	58 (1956)
Bjorn, Thomas	1999/2015	12	7	7	0	0	1	3	73.53	38	67	81	11	$536,892	8 (2014)
Black, Ronnie	1984/1985	2	2	2	0	0	1	1	72.13	8	68	75	4	$22,435	6 (1984)
Blackburn, Woody	1977/1985	2	1	1	0	0	0	0	75.17	6	71	79	1	$3,615	47 (1985)
Blackmar, Phil	1986/1998	2	2	2	0	0	0	0	74.00	8	70	78	2	$20,812	33 (1998)
Bladon, Warren	1997/1997	1	0	0	0	0	0	0	75.50	2	72	79	0	$0	
Blair, David A.	1962/1963	2	0	0	0	0	0	0	80.00	4	77	83	0	$0	
Blake, Jay Don	1991/1993	3	2	2	0	0	0	0	72.70	10	68	76	3	$16,640	27 (1991)
Blancas, Homero	1963/1975	7	3	3	0	1	1	1	75.15	20	69	81	3	$12,100	5 (1972)
Blixt, Jonas	2014/2015	2	2	2	1	1	1	1	71.25	8	70	75	6	$860,000	2 (2014)
Blum, Arnold	1952/1958	5	1	4	0	0	0	1	75.94	18	72	82	0	$0	24 (1952)
Bohmann, John	1969/1970	2	0	0	0	0	0	0	79.50	4	77	82	0	$0	
Bohn, Jason	2006/2011	2	1	1	0	0	0	0	73.83	6	71	77	1	$40,100	39 (2006)
Bolt, Tommy	1952/1972	17	8	13	1	3	5	9	73.78	60	68	80	12	$21,895	3 (1952)
Bonallack, Michael F.	1966/1970	3	0	0	0	0	0	0	78.50	6	75	86	0	$0	
Booe, William	1956/1956	1	0	1	0	0	0	0	81.50	4	77	87	0	$0	74 (1956)
Boros, Guy	1997/1997	1	0	0	0	0	0	0	79.00	2	79	79	0	$5,000	
Boros, Julius	1950/1974	25	11	18	1	4	7	13	73.74	86	68	80	21	$38,272	3 (1963)
Bowditch, Steven	2014/2016	2	1	1	0	0	0	0	75.50	6	72	82	0	$76,600	26 (2014)
Boynton, Frank	1969/1969	1	0	0	0	0	0	0	74.50	2	73	76	0	$1,000	
Bradley, Keegan	2012/2016	5	4	4	0	0	0	1	73.72	18	68	82	5	$202,853	22 (2015)
Bradley, Michael	1997/1998	2	1	1	0	0	0	0	74.50	6	72	79	0	$28,680	29 (1998)
Brannan, Michael A.	1978/1978	1	0	0	0	0	0	0	81.00	2	80	82	0	$0	
Brewer, Gay	1962/2001	39	12	12	2	2	3	7	75.42	99	66	86	16	$126,145	1 (1967)
Britton, Bill	1990/1991	2	1	1	0	0	1	1	72.17	6	68	75	2	$36,650	7 (1990)
Brooks, Mark	1989/2002	12	5	5	0	0	0	1	74.18	34	69	82	5	$138,989	24 (2002)
Brosch, Al	1937/1953	4	0	4	0	0	0	0	76.63	16	73	85	0	$400	35 (1950)
Brown, Billy Ray	1991/1998	4	2	2	0	0	0	1	72.83	12	65	77	4	$28,925	19 (1992)
Brown, Ken	1988/1988	1	1	1	0	0	0	0	74.50	4	69	78	1	$4,900	36 (1988)
Browne, Olin	1998/2006	3	2	2	0	0	0	0	74.90	10	69	80	1	$38,080	45 (2006)
Brownlee, Phillip	1961/1961	1	0	0	0	0	0	0	79.00	2	79	79	0	$0	
Bryan, Wesley	2018/2018	1	0	0	0	0	0	0	76.00	2	74	78	0	$10,000	

*Cut instituted in 1957

Overall - Player Summary

Player	First/Last Year	Tournaments Entered	*Cuts Made	72-Hole Finishes	Top 3	Top 5	Top 10	Top 25	Scoring Average	Rounds Played	Low Round	High Round	Rounds Under Par	Money Won	Best Finish
Bryant, Bart	2006/2007	2	0	0	0	0	0	0	75.75	4	72	82	0	$10,000	
Bryant, Brad	1995/1996	2	0	0	0	0	0	0	75.00	4	70	78	1	$3,000	
Bulla, Johnny	1940/1957	10	0	9	1	1	2	6	74.29	38	69	82	6	$2,600	2 (1949)
Burke, Billy	1934/1962	23	0	13	2	2	2	4	76.25	68	69	85	8	$7,700	3 (1934, 1939)
Burke, Jack	1950/1974	22	8	15	2	2	6	10	74.14	73	67	81	17	$156,538	1 (1956)
Burkemo, Walter	1952/1964	12	4	8	0	0	1	6	74.63	40	69	80	4	$10,107	6 (1960)
Burns, George	1975/1987	6	2	2	0	0	0	0	74.50	16	70	79	2	$8,290	30 (1975)
Burroughs, Clark D.	1984/1984	1	1	1	0	0	0	0	74.25	4	72	76	0	$0	46 (1984)
Butler, Peter J.	1964/1970	7	3	3	0	0	0	3	74.40	20	69	82	2	$8,310	13 (1964, 1966)
Byman, Bob	1979/1979	1	1	1	0	0	0	0	73.25	4	71	76	2	$1,950	34 (1979)
Byrd, Jonathan	2003/2012	5	2	2	0	0	1	1	73.64	14	71	79	3	$243,800	8 (2003)
Byrd, Sam	1940/1948	5	0	5	1	2	2	3	73.80	20	68	84	5	$1,100	3 (1941)
Byrum, Curt	1990/1990	1	0	0	0	0	0	0	76.50	2	76	77	0	$1,500	
Byrum, Tom	1990/2003	2	0	0	0	0	0	0	78.00	4	75	82	0	$6,500	
Cabrera Bello, Rafael	2016/2018	3	2	2	0	0	0	1	73.50	10	69	77	2	$201,200	17 (2016)
Cabrera, Angel	2000/2018	19	13	13	2	2	6	11	72.53	64	66	83	28	$3,517,257	1 (2009)
Calcavecchia, Mark	1987/2008	18	13	13	1	2	2	10	72.61	62	65	80	21	$702,034	2 (1988)
Caldwell, Rex	1980/1985	3	3	3	0	0	0	1	73.08	12	66	80	4	$16,485	11 (1984)
Campbell, Albert	1936/1936	1	0	1	0	0	0	0	75.50	4	68	82	1	$0	26 (1936)
Campbell, Chad	2003/2010	7	4	4	2	2	2	3	73.05	22	65	80	9	$1,127,450	2 (2009)
Campbell, Joe E.	1956/1958	3	1	2	0	0	0	0	76.80	10	73	80	0	$0	29 (1958)
Campbell, Michael	1996/2010	10	0	0	0	0	0	0	76.15	20	71	83	1	$62,500	
Campbell, William C.	1950/1976	18	2	8	0	0	0	0	76.98	51	71	86	1	$750	36 (1955, 1966)
Cantlay, Patrick	2012/2018	2	1	1	0	0	0	0	74.33	6	71	78	1	$10,000	47 (2012)
Carmichael, Samuel H.	1962/1962	1	0	0	0	0	0	0	75.50	2	75	76	0	$0	
Carnevale, Mark	1993/1993	1	0	0	0	0	0	0	76.00	2	73	79	0	$1,500	
Carr, Joseph B.	1967/1969	3	2	2	0	0	0	0	77.40	10	73	84	0	$0	52 (1968)
Casey, Paul	2004/2018	12	9	9	0	1	5	8	72.33	42	65	79	19	$2,007,426	4 (2016)
Casper, Billy	1957/2005	45	23	23	2	4	8	18	74.46	132	66	89	36	$244,423	1 (1970)
Castator, Bruce	1959/1959	1	0	0	0	0	0	0	81.00	2	80	82	0	$0	
Castro, Roberto	2014/2017	2	0	0	0	0	0	0	77.50	4	73	80	0	$20,000	
Cejka, Alexander	1996/2011	3	3	3	0	0	0	0	73.42	12	70	80	5	$109,200	26 (2004)
Cerda, Antonio	1961/1964	4	3	3	0	0	0	1	75.14	14	71	82	1	$2,950	24 (1961)
Cerrudo, Ronald J.	1966/1967	2	2	2	0	0	0	0	76.00	8	72	82	0	$0	46 (1967)

*Cut instituted in 1957

Overall - Player Summary

Player	First/Last Year	Tournaments Entered	*Cuts Made	72-Hole Finishes	Top 3	Top 5	Top 10	Top 25	Scoring Average	Rounds Played	Low Round	High Round	Rounds Under Par	Money Won	Best Finish
Chalmers, Greg	2001/2001	1	0	0	0	0	0	0	74.00	2	72	76	0	$5,000	
Chamblee, Brandel	1999/1999	1	1	1	0	0	0	1	72.25	4	69	75	1	$52,160	18 (1999)
Champ, Frank	1953/1953	1	0	1	0	0	0	0	77.75	4	72	85	0	$200	59 (1953)
Chaplet, Paul	2016/2016	1	0	0	0	0	0	0	82.50	2	82	83	0	$0	
Chapman, Richard D.	1939/1962	19	0	13	0	0	0	4	76.49	63	70	85	3	$0	11 (1954)
Chappell, Kevin	2012/2018	3	2	2	0	0	1	1	73.20	10	68	77	5	$391,150	7 (2017)
Charles, Robert J.	1958/1975	15	9	9	0	0	0	5	74.40	48	70	81	9	$21,785	15 (1963)
Chen, Tze-Chung	1986/1989	4	4	4	0	0	0	3	73.44	16	69	84	6	$41,740	12 (1987)
Chen, Tze-Ming	1986/1986	1	0	0	0	0	0	0	80.00	2	79	81	0	$1,500	
Cherry, Don	1953/1962	9	3	7	0	0	0	1	76.63	32	71	87	2	$0	25 (1959)
Chin, Chick	1936/1936	1	0	1	0	0	0	1	75.00	4	71	79	1	$0	20 (1936)
Ching-Po, Chen	1963/1968	6	6	6	0	0	0	2	74.04	24	70	79	7	$6,875	15 (1963)
Choi, K. J.	2003/2014	12	9	9	1	2	3	4	72.88	42	67	78	15	$1,324,077	3 (2004)
Chopra, Daniel	2008/2008	1	0	0	0	0	0	0	75.00	2	72	78	0	$10,000	
Chung, David	2011/2011	1	0	0	0	0	0	0	74.00	2	72	76	0	$0	
Cink, Stewart	1997/2014	17	12	12	1	1	2	9	72.95	58	68	81	19	$1,313,273	3 (2008)
Ciuci, Henry	1934/1935	2	0	2	0	0	0	1	75.38	8	73	79	0	$0	25 (1934)
Claar, Brian	1990/1990	1	0	0	0	0	0	0	76.50	2	74	79	0	$1,500	
Clampett, Bobby	1979/1983	3	2	2	0	0	0	1	73.60	10	71	79	2	$1,750	23 (1979)
Clark, Clarence	1935/1937	2	0	2	0	0	0	2	74.00	8	70	77	2	$0	13 (1937)
Clark, Clive	1968/1968	1	0	0	0	0	0	0	78.00	2	75	81	0	$1,000	
Clark, Fairley	1934/1934	1	0	0	0	0	0	0	79.67	3	78	82	0	$0	
Clark, Howard	1987/1987	1	1	1	0	0	0	0	74.25	4	71	77	1	$4,257	35 (1987)
Clark, Jimmy	1954/1954	1	0	1	0	0	0	0	75.50	4	72	82	0	$250	33 (1954)
Clark, Tim	1998/2014	13	6	6	1	1	1	5	73.68	38	67	81	11	$1,446,450	2 (2006)
Clarke, Darren	1998/2016	14	9	9	0	0	1	5	73.63	46	66	84	12	$537,552	8 (1998)
Clarke, Douglas B.	1980/1980	1	0	0	0	0	0	0	87.00	2	85	89	0	$0	
Clearwater, Keith	1988/1993	2	1	1	0	0	0	0	74.67	6	70	82	1	$8,317	39 (1993)
Clements, Lennie	1984/1988	3	1	1	0	0	0	0	74.75	8	71	81	1	$6,612	36 (1985)
Coceres, Jose	2001/2002	2	0	0	0	0	0	0	74.75	4	69	79	1	$10,000	
Cochran, Robert	1946/1962	3	0	1	0	0	0	0	77.88	8	70	81	1	$0	46 (1946)
Cochran, Russ	1992/1994	3	2	2	0	0	0	1	73.30	10	69	78	3	$30,050	21 (1993)
Coe, Charles R.	1949/1971	19	8	15	1	1	3	9	74.42	67	67	86	11	$0	2 (1961)
Coetzee, George	2013/2013	1	0	0	0	0	0	0	74.50	2	74	75	0	$10,000	
Colbert, Jim	1972/1984	10	7	7	0	1	1	5	72.91	34	67	83	9	$33,392	4 (1974)
Cole, Bobby	1967/1978	5	4	4	0	0	0	1	74.50	18	70	82	4	$7,400	15 (1975)
Coles, Neil C.	1966/1966	1	1	0	0	0	0	0	75.00	3	72	77	0	$1,000	

*Cut instituted in 1957

Overall - Player Summary

Player	First/Last Year	Tournaments Entered	*Cuts Made	72-Hole Finishes	Top 3	Top 5	Top 10	Top 25	Scoring Average	Rounds Played	Low Round	High Round	Rounds Under Par	Money Won	Best Finish
Collins, Bill	1961/1965	4	2	2	0	0	1	1	74.42	12	67	82	2	$5,200	7 (1961)
Colsaerts, Nicolas	2013/2013	1	0	0	0	0	0	0	75.50	2	74	77	0	$10,000	
Coltart, Bruce	1941/1941	1	0	1	0	0	0	0	77.00	4	75	80	0	$0	41 (1941)
Combs, Michael S.	1991/1991	1	0	0	0	0	0	0	77.50	2	74	81	0	$0	
Compton, Erik	2015/2015	1	1	1	0	0	0	0	73.25	4	72	74	0	$24,600	51 (2015)
Congdon, Charles	1947/1947	1	0	1	0	0	0	0	75.00	4	74	76	0	$0	39 (1947)
Conner, Frank	1982/1982	1	0	0	0	0	0	0	85.50	2	82	89	0	$1,500	
Conners, Corey	2015/2015	1	0	0	0	0	0	0	74.50	2	69	80	1	$0	
Conrad, Joe	1955/1957	3	0	2	0	0	0	1	76.80	10	71	81	1	$0	18 (1955)
Coody, Charles	1963/2006	40	16	16	1	3	3	5	75.28	112	66	89	17	$260,102	1 (1971)
Cook, Austin	2018/2018	1	0	0	0	0	0	0	77.00	2	74	80	0	$10,000	
Cook, John	1979/2003	15	7	7	0	0	0	2	74.32	44	67	82	6	$62,737	21 (1981)
Cooper, Harry	1934/1942	9	0	8	2	4	4	7	73.51	35	68	79	10	$2,400	2 (1936, 1938)
Cooper, Pete	1949/1957	6	0	5	0	0	0	4	75.00	22	70	80	1	$2,225	12 (1956)
Cotton, Henry	1948/1957	3	1	3	0	0	0	2	76.00	12	72	83	0	$1,153	13 (1957)
Couples, Fred	1983/2018	33	30	30	3	5	11	20	72.02	126	66	81	55	$2,773,036	1 (1992)
Courville, Jerry	1996/1996	1	0	0	0	0	0	0	80.00	2	78	82	0	$0	
Cowan, Gary	1962/1973	8	2	2	0	0	0	1	76.10	20	71	83	3	$0	25 (1964)
Cox, Wiffy	1934/1938	5	0	4	0	0	0	3	75.16	19	69	82	2	$150	12 (1937)
Crampton, Bruce	1957/1976	19	16	16	1	1	1	10	73.54	70	69	80	11	$41,572	2 (1972)
Crane, Ben	2006/2015	6	2	2	0	0	0	2	74.13	16	68	79	3	$223,000	17 (2012)
Crawford, Richard	1960/1960	1	1	1	0	0	0	0	74.50	4	72	77	0	$0	29 (1960)
Creavy, Tom	1934/1934	1	0	1	0	0	0	1	74.75	4	72	80	0	$500	25 (1934)
Crenshaw, Ben	1972/2015	44	25	25	6	8	11	18	73.93	138	67	91	44	$1,085,935	1 (1984, 1995)
Crosby, Nathaniel P.	1982/1984	3	0	0	0	0	0	0	78.67	6	73	85	0	$6,750	
Cruickshank, Bobby	1934/1942	7	0	6	0	1	2	5	74.22	27	69	81	5	$588	4 (1936)
Cudd, Bruce	1954/1957	4	0	3	0	0	0	0	76.79	14	73	84	0	$0	36 (1955)
Culligan, Thomas J.	1972/1972	1	0	0	0	0	0	0	79.50	2	78	81	0	$0	
Cupit, Buster	1959/1959	1	0	0	0	0	0	0	77.50	2	74	81	0	$350	
Cupit, Jacky	1962/1968	6	4	4	0	0	0	2	74.68	19	67	82	1	$6,875	15 (1967)
Curl, Rod	1975/1976	2	1	1	0	0	0	1	73.33	6	70	82	3	$4,250	15 (1975)
Curry, David H.	1987/1988	2	0	0	0	0	0	0	77.50	4	74	80	0	$0	
Curtis, Ben	2004/2013	8	2	2	0	0	0	0	74.50	20	70	80	3	$113,725	35 (2009)
Dahlbender, Gene	1949/1949	1	0	1	0	0	0	0	77.00	4	72	83	0	$0	49 (1949)
Dalke, Brad	2017/2017	1	0	0	0	0	0	0	76.50	2	75	78	0	$0	

*Cut instituted in 1957

Overall - Player Summary

Player	First/Last Year	Tournaments Entered	*Cuts Made	72-Hole Finishes	Top 3	Top 5	Top 10	Top 25	Scoring Average	Rounds Played	Low Round	High Round	Rounds Under Par	Money Won	Best Finish
Daly, John	1992/2006	12	8	8	1	1	1	2	73.88	40	68	81	15	$209,723	3 (1993)
Davies, Richard D.	1963/1966	4	1	1	0	0	0	0	78.20	10	70	84	1	$750	47 (1965)
Davis, Brian	2004/2004	1	0	0	0	0	0	0	77.50	2	73	82	0	$5,000	
Davis, Rodger	1988/1992	2	2	2	0	0	0	0	74.50	8	68	79	2	$10,300	29 (1988)
Dawson, George	1940/1941	2	0	2	0	0	0	0	76.75	8	73	81	0	$0	34 (1941)
Dawson, John W.	1934/1952	5	0	5	0	0	1	4	74.45	20	70	78	2	$0	9 (1936)
Day, Glen	1999/2000	2	1	1	0	0	0	1	74.33	6	67	79	2	$58,820	19 (2000)
Day, Jason	2011/2018	8	7	7	2	2	3	6	71.55	29	64	76	14	$1,890,910	2 (2011)
De Bendern, John	1949/1953	2	0	1	0	0	0	0	80.00	7	75	86	0	$0	61 (1953)
de Jonge, Brendon	2014/2014	1	1	1	0	0	0	0	73.75	4	72	76	0	$40,500	37 (2014)
De Lamaze, Henri	1958/1958	1	0	0	0	0	0	0	82.50	2	81	84	0	$0	
De Lozier, Henri	1974/1976	2	0	0	0	0	0	0	76.25	4	74	80	0	$0	
De Vicenzo, Roberto	1950/1975	15	8	11	1	1	3	9	73.65	52	66	80	11	$33,650	2 (1968)
De Wit, Gerry	1962/1964	3	0	0	0	0	0	0	77.83	6	74	87	0	$1,700	
DeChambeau, Bryson	2016/2018	2	2	2	0	0	0	1	73.00	8	71	77	1	$46,200	21 (2016)
DeLaet, Graham	2014/2014	1	0	0	0	0	0	0	76.00	2	72	80	0	$10,000	
Deluca, Fidel	1962/1962	1	0	0	0	0	0	0	77.00	2	75	79	0	$400	
Demaret, Jimmy	1939/1967	24	6	19	4	6	8	11	73.74	86	67	84	25	$26,983	1 (1940, 1947, 1950)
Dennis, Clark	1995/1995	1	0	0	0	0	0	0	73.00	2	73	73	0	$1,500	
Desjardins, Paul	1963/1963	1	0	0	0	0	0	0	79.00	2	77	81	0	$0	
Devlin, Bruce	1962/1983	17	15	15	0	3	5	10	72.77	64	67	80	19	$49,198	4 (1964, 1968)
Dickerson, Ben	2002/2002	1	0	0	0	0	0	0	75.00	2	71	79	1	$0	
Dickinson, Gardner	1954/1974	12	7	8	0	0	1	4	74.30	40	70	80	8	$15,455	10 (1973)
Dickson, Bob	1966/1974	3	2	2	0	0	0	1	75.30	10	70	79	2	$3,750	17 (1973)
Diegel, Leo	1934/1935	2	0	2	0	0	0	2	73.88	8	72	77	0	$0	16 (1934)
Diehl, Terry	1975/1978	2	1	1	0	0	0	0	73.50	6	71	78	1	$3,200	32 (1978)
Dill, Terry	1965/1967	3	3	3	0	0	0	2	73.83	12	72	76	0	$3,810	17 (1966)
DiMarco, Chris	2001/2007	7	4	4	1	1	3	4	72.05	21	65	82	9	$1,212,893	2 (2005)
Dodd, Stephen C.	1990/1990	1	0	0	0	0	0	0	77.50	2	77	78	0	$0	
Dodds, Trevor	1999/1999	1	0	0	0	0	0	0	77.50	2	77	78	0	$5,000	
Dodson, Leonard	1937/1941	3	0	2	0	0	1	1	75.10	10	71	78	3	$100	10 (1937)
Doering, Art	1940/1941	2	0	2	0	0	0	0	77.50	8	75	81	0	$0	44 (1940)
Dominguez, Matias	2015/2015	1	0	0	0	0	0	0	76.00	2	76	76	0	$0	
Donald, Luke	2005/2015	11	7	7	1	2	3	4	72.64	36	68	79	10	$1,111,887	3 (2005)
Donald, Mike	1990/1991	2	1	1	0	0	0	0	74.50	6	64	82	1	$5,400	47 (1990)

*Cut instituted in 1957

Overall - Player Summary

Player	First/Last Year	Tournaments Entered	*Cuts Made	72-Hole Finishes	Top 3	Top 5	Top 10	Top 25	Scoring Average	Rounds Played	Low Round	High Round	Rounds Under Par	Money Won	Best Finish
Donaldson, Jamie	2013/2016	4	3	3	0	0	0	2	72.79	14	67	76	4	$328,500	14 (2014)
Doser, Clarence	1953/1954	2	0	2	0	0	0	0	75.13	8	71	79	1	$450	34 (1953)
Dougherty, Dillon	2006/2006	1	0	0	0	0	0	0	80.00	2	78	82	0	$0	
Dougherty, Ed	1996/1996	1	0	0	0	0	0	0	75.50	2	75	76	0	$1,500	
Dougherty, Nick	2008/2008	1	1	1	0	0	0	0	73.25	4	69	76	1	$42,375	33 (2008)
Douglas, Dave	1950/1962	5	0	4	0	1	1	1	75.50	18	69	82	2	$1,600	5 (1951)
Douglass, Dale	1969/1971	3	3	3	0	0	0	1	73.25	12	70	76	3	$5,425	19 (1969)
Dow, Willie	1934/1934	1	0	1	0	0	0	0	80.00	4	79	81	0	$0	57 (1934)
Dredge, Bradley	2007/2007	1	1	1	0	0	0	0	76.00	4	70	83	1	$21,756	44 (2007)
Driscoll, James	2001/2001	1	0	0	0	0	0	0	73.00	2	68	78	1	$0	
Drury, Chip	1986/1986	1	0	0	0	0	0	0	76.50	2	76	77	0	$0	
Dubuisson, Victor	2014/2016	3	1	1	0	0	0	0	74.63	8	73	76	0	$57,000	42 (2016)
Dudley, Ed	1934/1950	14	0	12	1	4	7	9	73.94	52	68	85	14	$3,355	3 (1937)
Dufner, Jason	2010/2018	8	5	5	0	0	0	2	73.50	26	69	80	7	$323,633	20 (2013)
Duke, Ken	2009/2014	2	1	1	0	0	0	0	73.17	6	71	76	1	$48,625	35 (2009)
Dunbar, Alan	2013/2013	1	0	0	0	0	0	0	80.00	2	77	83	0	$0	
Dundas, Stephen	1993/1993	1	0	0	0	0	0	0	80.50	2	78	83	0	$0	
Dunlap, George T.	1934/1934	1	0	1	0	0	0	0	76.50	4	75	78	0	$0	34 (1934)
Durant, Joe	1999/2007	4	0	0	0	0	0	0	77.00	8	73	87	0	$20,000	
Dutra, Mortie	1934/1935	2	0	2	0	0	0	1	74.00	8	71	81	2	$100	11 (1934)
Dutra, Olin	1935/1953	2	0	2	1	1	1	1	75.25	8	70	82	3	$800	3 (1935)
Duval, David	1996/2010	11	5	5	3	3	4	5	72.91	32	65	84	13	$1,349,750	2 (1998, 2001)
Dyson, Simon	2010/2012	2	0	0	0	0	0	0	76.25	4	73	78	0	$20,000	
Eastwood, Bob	1984/1988	4	1	1	0	0	0	0	76.20	10	72	82	0	$6,200	60 (1985)
Eaton, Austin	2005/2005	1	0	0	0	0	0	0	79.00	2	77	81	0	$0	
Edfors, Johan	2007/2007	1	0	0	0	0	0	0	78.50	2	78	79	0	$5,000	
Edwards, Danny	1977/1986	7	6	6	0	0	0	3	73.46	26	68	79	8	$25,707	18 (1984)
Edwards, David	1984/1996	6	5	5	1	1	1	3	72.91	22	67	79	5	$85,813	3 (1984)
Egan, Chandler	1935/1935	1	0	1	0	0	0	0	78.50	4	77	81	0	$0	60 (1935)
Eger, David	1989/1989	1	0	0	0	0	0	0	81.00	2	78	84	0	$0	
Eichelberger, Dave	1965/1982	7	1	1	0	0	0	1	75.69	16	70	83	3	$7,950	20 (1971)
Elder, Lee	1975/1981	6	3	3	0	0	0	2	73.61	18	68	78	4	$11,300	17 (1979)
Eldred, Vincent	1936/1936	1	0	0	0	0	0	0	80.50	2	76	85	0	$0	
Elkington, Steve	1991/2003	11	8	8	1	2	2	5	72.58	38	67	81	15	$377,298	3 (1993)
Ellis, Danny	1994/1994	1	0	0	0	0	0	0	76.00	2	74	78	0	$0	
Ellis, Harry	2018/2018	1	0	0	0	0	0	0	83.00	2	80	86	0	$0	

*Cut instituted in 1957

Overall - Player Summary

Player	First/Last Year	Tournaments Entered	*Cuts Made	72-Hole Finishes	Top 3	Top 5	Top 10	Top 25	Scoring Average	Rounds Played	Low Round	High Round	Rounds Under Par	Money Won	Best Finish
Ellis, Wes	1957/1968	10	6	6	0	0	0	3	74.29	31	68	80	5	$8,875	15 (1965)
Els, Ernie	1994/2017	23	17	17	2	3	6	12	72.46	80	66	83	31	$2,533,343	2 (2000, 2004)
Emery, Walter	1934/1934	1	0	1	0	0	0	0	79.75	4	76	84	0	$0	54 (1934)
English, Harris	2014/2016	2	1	1	0	0	0	0	74.83	6	73	76	0	$47,000	42 (2016)
Ernst, Derek	2014/2014	1	0	0	0	0	0	0	76.00	2	76	76	0	$10,000	
Espinosa, Abe	1934/1935	2	0	2	0	0	0	0	76.88	8	73	81	0	$0	38 (1934)
Espinosa, Al	1934/1937	4	0	4	0	0	1	3	74.25	16	70	79	1	$175	7 (1934)
Estes, Bob	1994/2004	8	7	7	0	1	1	3	73.10	30	68	79	10	$397,275	4 (1999)
Estrada, Juan Antonio	1962/1964	3	1	1	0	0	0	0	76.75	8	73	81	0	$0	48 (1962)
Evans, Charles	1940/1960	4	0	2	0	0	0	0	84.67	12	79	91	0	$0	51 (1940)
Evans, Duncan	1981/1981	1	0	0	0	0	0	0	80.00	2	79	81	0	$0	
Evans, Max	1955/1955	1	0	1	0	0	0	0	75.50	4	75	76	0	$500	27 (1955)
Every, Matt	2014/2015	2	0	0	0	0	0	0	75.50	4	73	78	0	$20,000	
Fairfield, Don	1956/1964	2	1	2	0	0	0	0	76.38	8	71	86	1	$1,150	37 (1964)
Faldo, Nick	1979/2006	23	16	16	3	3	3	10	72.72	76	65	81	26	$1,307,984	1 (1989, 1990, 1996)
Farquhar, John	1961/1972	3	0	0	0	0	0	0	79.83	6	74	84	0	$0	
Farrell, John J.	1934/1956	12	0	10	0	0	0	1	78.05	42	70	86	1	$1,450	14 (1940)
Fasth, Niclas	2002/2008	4	2	2	0	0	0	0	75.83	12	70	81	1	$58,960	39 (2008)
Faxon, Brad	1992/2004	12	11	11	0	0	2	8	72.26	46	68	79	21	$557,311	9 (1993)
Fazio, George	1947/1954	7	0	7	0	0	0	3	74.93	28	68	80	5	$1,452	14 (1952)
Feherty, David	1992/1992	1	1	1	0	0	0	0	73.00	4	70	77	1	$3,550	52 (1992)
Fehr, Rick	1983/1995	6	3	3	0	0	0	1	73.83	18	69	83	5	$13,650	25 (1984)
Fergus, Keith	1976/1984	6	4	4	0	0	0	1	73.70	20	69	77	3	$15,647	16 (1983)
Fernandez-Castano, Gonzalo	2012/2014	3	3	3	0	0	0	1	73.58	12	68	77	2	$174,280	20 (2013)
Ferrell, William E.	1965/1965	1	0	0	0	0	0	0	78.00	1	78	78	0	$0	
Ferrie, Kenneth	2007/2007	1	0	0	0	0	0	0	79.00	2	75	83	0	$5,000	
Ferrier, Jim	1940/1965	15	1	12	2	5	7	10	73.28	54	67	80	17	$12,418	2 (1950)
Fetchick, Mike	1957/1964	3	1	1	0	0	0	1	75.75	8	72	81	0	$1,829	16 (1957)
Fezler, Forrest	1975/1975	1	1	1	0	0	0	0	73.00	4	71	76	2	$1,950	30 (1975)
Finau, Tony	2018/2018	1	1	1	0	0	1	1	70.25	4	66	74	2	$286,000	10 (2018)
Finsterwald, Dow	1951/1967	14	9	12	2	3	5	9	74.02	52	65	83	11	$58,268	3 (1960, 1962)
Fiori, Ed	1980/1997	5	1	1	0	0	1	1	74.33	12	69	80	3	$19,458	6 (1980)
Fischesser, Douglas H.	1978/1980	2	0	0	0	0	0	0	80.00	4	77	84	0	$0	
Fisher, Ross	2009/2018	6	4	4	0	0	0	1	73.30	20	69	78	7	$263,335	15 (2011)

*Cut instituted in 1957

Overall - Player Summary

Player	First/Last Year	Tournaments Entered	*Cuts Made	72-Hole Finishes	Top 3	Top 5	Top 10	Top 25	Scoring Average	Rounds Played	Low Round	High Round	Rounds Under Par	Money Won	Best Finish
Fitzpatrick, Matthew	2014/2018	4	3	3	0	0	1	1	72.86	14	67	78	5	$426,067	7 (2016)
Fitzsimons, Pat	1975/1976	2	2	2	0	0	0	1	74.13	8	68	79	3	$3,875	22 (1975)
Flanagan, Nick	2004/2004	1	0	0	0	0	0	0	76.00	2	74	78	0	$0	
Fleck, Jack	1956/1965	10	7	7	0	0	0	2	74.74	34	69	81	6	$11,400	11 (1962)
Fleckman, Marty	1969/1969	1	0	0	0	0	0	0	74.50	2	73	76	0	$1,000	
Fleetwood, Tommy	2017/2018	2	1	1	0	0	0	1	72.67	6	66	78	1	$180,500	17 (2018)
Fleisher, Bruce	1969/1992	2	2	2	0	0	0	1	73.00	8	69	83	3	$11,467	25 (1992)
Flesch, Steve	2001/2010	6	5	5	0	1	2	3	72.32	22	67	78	11	$704,313	5 (2008)
Fletcher, Pat	1955/1955	1	0	1	0	0	0	0	76.25	4	75	77	0	$250	32 (1955)
Floyd, Raymond	1965/2009	45	27	27	4	5	11	22	73.03	144	65	83	57	$830,359	1 (1976)
Fondren, W. D.	1934/1934	1	0	1	0	0	0	0	78.75	4	74	83	0	$0	48 (1934)
Fontanini, Sargio M.	1957/1957	1	0	0	0	0	0	0	84.00	2	83	85	0	$0	
Foote, Dick	1959/1959	1	0	0	0	0	0	0	80.00	2	76	84	0	$0	
Ford, Doug	1952/2001	49	13	17	2	2	3	9	76.53	119	66	94	12	$230,380	1 (1957)
Ford, Stephen J.	1988/1988	1	0	0	0	0	0	0	81.50	2	80	83	0	$0	
Forsbrand, Anders	1993/1994	2	1	1	0	0	0	1	73.33	6	66	80	2	$36,350	11 (1993)
Forsman, Dan	1986/1997	6	3	3	0	0	1	2	73.11	18	66	79	5	$111,690	7 (1993)
Foster, Rodney	1966/1966	1	0	0	0	0	0	0	80.50	2	79	82	0	$0	
Fought, John A.	1977/1984	3	2	2	0	0	0	0	74.10	10	71	78	1	$3,360	33 (1980)
Foulis, Jim	1934/1947	8	0	8	0	0	0	1	75.25	32	70	81	3	$250	11 (1946)
Fowler, Rickie	2011/2018	8	7	7	1	2	2	4	71.77	30	65	80	14	$2,094,800	2 (2018)
Fox, Steven	2013/2013	1	0	0	0	0	0	0	78.50	2	76	81	0	$0	
Francis, Francis	1937/1937	1	0	1	0	0	0	0	75.50	4	74	77	0	$0	28 (1937)
Francis, Gene	1962/1962	1	0	0	0	0	0	0	78.00	2	75	81	0	$0	
Franco, Carlos	1999/2005	4	3	3	0	0	2	2	72.43	14	68	79	6	$290,927	6 (1999)
Frazar, Harrison	2012/2012	1	0	0	0	0	0	0	75.50	2	73	78	0	$10,000	
French, Emmet	1934/1934	1	0	0	0	0	0	0	76.50	2	70	83	1	$0	
Frisina, James	1952/1952	1	0	1	0	0	0	0	80.50	4	74	88	0	$0	61 (1952)
Frittelli, Dylan	2018/2018	1	0	0	0	0	0	0	75.50	2	74	77	0	$10,000	
Frost, David	1987/1998	11	9	9	0	1	3	4	72.78	40	66	79	15	$257,063	5 (1995)
Fuhrer, Frank B.	1982/1982	1	0	0	0	0	0	0	82.50	2	79	86	0	$0	
Fujita, Hiroyuki	2011/2013	2	0	0	0	0	0	0	78.25	4	70	85	1	$20,000	
Fulke, Pierre	2001/2001	1	0	0	0	0	0	0	76.00	2	73	79	0	$5,000	
Funk, Fred	1993/2007	12	4	4	0	0	0	1	74.97	32	68	82	5	$118,603	17 (1997)
Funseth, Rod	1966/1979	7	6	6	1	1	1	2	73.35	26	66	80	7	$31,592	2 (1978)
Furgol, Ed	1947/1965	16	2	9	0	1	3	6	75.10	50	70	81	7	$25,280	5 (1963)

*Cut instituted in 1957

Overall - Player Summary

Player	First/Last Year	Tournaments Entered	*Cuts Made	72-Hole Finishes	Top 3	Top 5	Top 10	Top 25	Scoring Average	Rounds Played	Low Round	High Round	Rounds Under Par	Money Won	Best Finish
Furgol, Marty	1951/1959	7	3	7	0	0	0	2	75.25	28	69	80	1	$2,633	11 (1957)
Furyk, Jim	1996/2017	20	16	16	0	2	4	12	72.42	72	66	80	26	$1,810,711	4 (1998, 2003)
Gabrielsen, James R.	1963/1972	3	0	0	0	0	0	0	77.50	6	75	81	0	$0	
Gafford, Ray	1951/1952	2	0	2	0	0	0	0	77.00	8	69	81	1	$300	44 (1951)
Gallacher, Bernard	1970/1970	1	0	0	0	0	0	0	75.50	2	74	77	0	$1,000	
Gallacher, Stephen	2014/2015	2	1	1	0	0	0	0	73.50	6	70	81	3	$58,600	34 (2014)
Gallagher, Jim	1991/1996	5	3	3	0	0	0	2	72.81	16	67	81	8	$48,958	17 (1991)
Gamez, Robert	1990/1991	2	0	0	0	0	0	0	74.50	4	72	77	0	$3,000	
Gana, Toto	2017/2017	1	0	0	0	0	0	0	80.50	2	80	81	0	$0	
Garaialde, Jean	1964/1966	2	0	0	0	0	0	0	77.25	4	75	79	0	$1,700	
Garcia, Sergio	1999/2018	20	14	14	1	2	4	6	72.94	68	66	81	24	$3,268,530	1 (2017)
Gardner, Buddy	1986/1986	1	0	0	0	0	0	0	75.50	2	74	77	0	$1,500	
Gardner, Robert W.	1961/1965	5	1	1	0	0	0	1	75.92	12	71	82	2	$0	11 (1961)
Garrido, Antonio	1978/1978	1	0	0	0	0	0	0	77.50	2	77	78	0	$1,500	
Garrido, Ignacio	1998/1998	1	0	0	0	0	0	0	78.50	2	72	85	0	$5,000	
Garrigus, Robert	2012/2013	2	1	1	0	0	0	0	74.00	6	71	77	1	$42,000	38 (2013)
Gay, Brian	2010/2013	2	1	1	0	0	0	0	73.83	6	72	77	0	$42,000	38 (2013)
Geiberger, Al	1962/1980	17	13	13	0	0	0	6	73.73	60	68	79	13	$39,415	12 (1972)
Geiberger, Brent	2000/2000	1	0	0	0	0	0	0	75.00	2	74	76	0	$5,000	
Ghezzi, Victor	1934/1962	25	0	17	0	0	4	11	74.97	86	67	83	12	$11,520	6 (1941)
Ghim, Doug	2018/2018	1	1	1	0	0	0	0	74.00	4	72	76	0	$0	50 (2018)
Gianferante, Jerry	1942/1942	1	0	1	0	0	0	0	78.00	4	73	82	0	$0	39 (1942)
Gibson, Andy	1941/1941	1	0	1	0	0	0	0	77.25	4	75	80	0	$0	42 (1941)
Gibson, Leland	1946/1955	8	0	8	0	0	0	3	75.38	32	71	81	2	$1,543	13 (1949)
Gilbert, Gibby	1971/1981	5	4	4	1	1	1	1	73.78	18	67	81	5	$37,625	2 (1980)
Gilder, Bob	1976/1993	10	8	8	0	0	0	2	73.53	36	66	81	11	$41,405	14 (1982)
Giles, Marvin M.	1968/1977	9	3	3	0	0	0	1	75.50	24	69	83	3	$0	22 (1968)
Gilford, David	1995/1996	2	1	1	0	0	0	1	72.17	6	67	78	3	$19,760	24 (1995)
Glasson, Bill	1986/1999	9	4	4	0	0	0	3	74.15	26	70	82	6	$101,136	18 (1994, 1999)
Gleichmann, Ted	1957/1957	1	0	0	0	0	0	0	76.00	2	76	76	0	$0	
Glover, Lucas	2006/2014	7	4	4	0	0	0	1	74.14	22	69	79	5	$200,175	20 (2007)
Glover, Randy	1966/1966	1	1	1	0	0	0	0	76.50	4	72	81	0	$1,125	53 (1966)
Goalby, Bob	1960/1986	27	13	13	1	1	2	5	75.15	80	66	82	11	$236,225	1 (1968)
Goetz, Robert	1959/1959	1	0	0	0	0	0	0	77.50	2	77	78	0	$350	
Goggin, Mathew	2009/2009	1	0	0	0	0	0	0	75.50	2	74	77	0	$10,000	

*Cut instituted in 1957

Overall - Player Summary

Player	First/Last Year	Tournaments Entered	*Cuts Made	72-Hole Finishes	Top 3	Top 5	Top 10	Top 25	Scoring Average	Rounds Played	Low Round	High Round	Rounds Under Par	Money Won	Best Finish
Goggin, Willie	1935/1942	4	0	4	0	1	2	3	73.50	16	68	82	5	$517	4 (1940)
Golden, John	1934/1935	2	0	2	0	0	0	1	74.75	8	71	77	1	$0	21 (1934)
Goldman, David	1960/1960	1	0	0	0	0	0	0	77.00	2	77	77	0	$0	
Goldstrand, Joel	1971/1971	1	0	0	0	0	0	0	79.50	2	77	82	0	$1,000	
Gomez, Fabian	2016/2016	1	0	0	0	0	0	0	78.50	2	77	80	0	$10,000	
Gonzalez Diniz, Priscilo	1976/1976	1	0	0	0	0	0	0	77.50	2	77	78	0	$0	
Gonzalez, Ernie	1987/1987	1	0	0	0	0	0	0	78.50	2	77	80	0	$1,500	
Gonzalez, Jose Maria	1962/1962	1	1	1	0	0	0	0	75.25	4	73	79	0	$500	44 (1962)
Gonzalez, Mario	1960/1962	3	1	1	0	0	0	0	75.88	8	73	78	0	$1,250	48 (1962)
Goodloe, William L.	1951/1955	3	0	3	0	0	0	0	76.58	12	71	88	2	$0	28 (1955)
Goodman, Johnny	1936/1936	1	0	1	0	0	0	0	78.75	4	75	81	0	$0	43 (1936)
Goosen, Retief	1998/2011	13	9	9	4	4	4	7	72.43	44	67	79	19	$2,289,313	2 (2002, 2007)
Goss, Oliver	2014/2014	1	1	1	0	0	0	0	74.50	4	71	76	1	$0	49 (2014)
Gossett, David	2000/2000	1	1	1	0	0	0	0	75.75	4	71	79	1	$0	54 (2000)
Gove, Michael S.	1980/1980	1	0	0	0	0	0	0	76.00	2	74	78	0	$0	
Goydos, Paul	1996/2007	2	0	0	0	0	0	0	78.75	4	74	83	0	$6,500	
Grace, Branden	2013/2018	6	3	3	0	0	0	2	73.28	18	67	84	7	$317,875	18 (2013)
Grace, John P.	1975/1976	2	0	0	0	0	0	0	77.00	4	75	79	0	$0	
Grady, Wayne	1990/1995	6	4	4	0	0	0	1	73.20	20	68	80	4	$71,757	13 (1992)
Graham, David	1971/1987	14	12	12	0	1	6	7	72.69	51	66	80	18	$122,391	5 (1980)
Graham, Lou	1969/1980	10	6	6	0	0	1	4	73.16	32	68	78	9	$49,522	6 (1977)
Grant, James A.	1966/1967	2	1	1	0	0	0	0	75.17	6	73	78	0	$0	28 (1966)
Gray, A. Downing	1963/1974	7	4	4	0	0	0	0	76.05	22	70	87	1	$0	31 (1965)
Green, Danny	1990/2000	2	0	0	0	0	0	0	77.00	4	73	80	0	$0	
Green, Hubert	1969/1990	18	15	15	1	2	6	11	72.79	66	65	83	23	$118,634	2 (1978)
Green, Ken	1986/1997	6	3	3	0	0	0	1	74.83	18	68	87	4	$42,938	11 (1989)
Green, Nathan	2010/2010	1	1	1	0	0	0	0	75.50	4	72	80	0	$21,750	48 (2010)
Green, Richard	2008/2008	1	0	0	0	0	0	0	76.00	2	75	77	0	$10,000	
Greene, Charles H.	1966/1974	5	3	3	0	0	0	2	74.56	16	70	81	4	$9,250	12 (1970, 1971)
Gregory, Scott	2017/2017	1	0	0	0	0	0	0	78.50	2	75	82	0	$0	
Gregson, Malcolm	1968/1968	1	1	1	0	0	0	0	72.75	4	70	76	2	$1,375	35 (1968)
Greiner, Otto	1949/1949	1	0	1	0	0	0	0	76.75	4	75	78	0	$0	47 (1949)
Grillo, Emiliano	2016/2017	2	2	2	0	0	0	1	74.00	8	70	79	2	$173,600	17 (2016)
Groh, Gary	1975/1975	1	1	1	0	0	0	0	73.50	4	71	76	1	$1,850	38 (1975)
Guan, Tianlang	2013/2013	1	1	1	0	0	0	0	75.00	4	73	77	0	$0	58 (2013)

*Cut instituted in 1957

Overall - Player Summary

Player	First/Last Year	Tournaments Entered	*Cuts Made	72-Hole Finishes	Top 3	Top 5	Top 10	Top 25	Scoring Average	Rounds Played	Low Round	High Round	Rounds Under Par	Money Won	Best Finish
Guardiola, Richard	1964/1964	1	0	0	0	0	0	0	82.00	2	80	84	0	$0	
Guerrier, Julien	2007/2007	1	0	0	0	0	0	0	82.00	2	81	83	0	$0	
Guldahl, Ralph	1937/1973	17	0	8	3	3	3	6	76.40	50	68	89	10	$15,600	1 (1939)
Gump, Scott	1988/2000	2	1	1	0	0	0	0	76.00	6	70	83	1	$13,800	46 (2000)
Haas, Bill	2010/2017	8	8	8	0	0	0	4	72.50	32	68	78	11	$656,368	12 (2015)
Haas, Fred	1935/1957	14	0	10	0	0	1	4	74.94	49	68	87	9	$2,301	10 (1950)
Haas, Hunter	2000/2000	1	0	0	0	0	0	0	76.50	2	73	80	0	$0	
Haas, Jay	1976/2005	22	19	19	1	3	5	9	73.10	82	64	81	23	$552,708	3 (1995)
Haas, Jerry L.	1985/1985	1	1	1	0	0	0	0	73.25	4	69	76	1	$0	31 (1985)
Hadwin, Adam	2017/2018	2	2	2	0	0	0	1	72.63	8	69	75	3	$146,713	24 (2018)
Haeggman, Joakim	2005/2005	1	0	0	0	0	0	0	75.50	2	72	79	0	$5,000	
Hagawa, Yutaka	1982/1983	2	2	2	0	0	0	1	73.50	8	71	75	1	$8,300	15 (1982)
Hagen, Walter	1934/1941	6	0	4	0	0	0	3	75.10	20	69	87	3	$100	11 (1936)
Hager, Joe	1981/1981	1	0	0	0	0	0	0	77.00	2	73	81	0	$1,500	
Hagestad, Stewart	2017/2017	1	1	1	0	0	0	0	73.50	4	73	74	0	$0	36 (2017)
Hahn, James	2015/2017	2	1	1	0	0	0	0	74.17	6	73	75	0	$43,000	48 (2017)
Haliburton, Thomas B.	1962/1962	1	0	0	0	0	0	0	78.00	2	73	83	0	$400	
Hall, C. W.	1934/1934	1	0	1	0	0	0	0	79.25	4	77	81	0	$0	52 (1934)
Hallberg, Gary	1978/1993	6	5	5	0	0	1	1	74.05	22	68	80	5	$34,863	6 (1985)
Halldorson, Dan	1981/1981	1	0	0	0	0	0	0	74.50	2	73	76	0	$1,500	
Hallet, James O.	1983/1983	1	1	1	0	0	0	0	74.25	4	68	78	1	$0	40 (1983)
Hamer, George	1947/1948	2	0	2	0	0	0	0	76.57	7	74	78	0	$0	50 (1947)
Hamilton, Bob	1946/1957	8	0	7	1	2	2	4	74.24	29	69	81	7	$6,668	3 (1946)
Hamilton, Robert	2002/2002	1	0	0	0	0	0	0	77.00	2	77	77	0	$0	
Hamilton, Todd	2004/2010	7	4	4	0	0	0	1	73.95	22	68	80	5	$249,575	15 (2009)
Hamman, Leland	1935/1935	1	0	1	0	0	0	0	78.00	4	75	79	0	$0	58 (1935)
Hammond, Donnie	1986/1991	4	4	4	0	0	0	2	72.50	16	67	75	5	$39,102	11 (1986)
Han, Chang-won	2010/2010	1	0	0	0	0	0	0	77.50	2	76	79	0	$0	
Hancock, Phil	1981/1981	1	0	0	0	0	0	0	79.50	2	77	82	0	$1,500	
Hansen, Anders	2008/2012	4	1	1	0	0	0	1	75.00	10	68	80	1	$100,400	24 (2012)
Hansen, Soren	2008/2010	3	0	0	0	0	0	0	75.00	6	72	78	0	$30,000	
Hanson, Peter	2011/2014	4	2	2	1	1	1	1	73.50	12	65	81	2	$423,480	3 (2012)
Harbert, Melvin	1939/1964	21	5	17	1	2	4	9	74.34	77	68	83	11	$19,878	3 (1948)
Hardin, Christian	1989/1989	1	0	0	0	0	0	0	85.00	2	85	85	0	$0	
Harman, Brian	2015/2018	2	1	1	0	0	0	0	73.33	6	69	76	1	$45,200	44 (2018)
Harmon, Claude	1946/1971	25	3	14	1	1	2	6	75.25	69	69	87	9	$30,311	1 (1948)

*Cut instituted in 1957

Overall - Player Summary

Player	First/Last Year	Tournaments Entered	*Cuts Made	72-Hole Finishes	Top 3	Top 5	Top 10	Top 25	Scoring Average	Rounds Played	Low Round	High Round	Rounds Under Par	Money Won	Best Finish
Harney, Paul	1959/1974	12	11	10	0	1	4	9	73.16	45	68	81	16	$26,495	5 (1964)
Harper, Chandler	1942/1962	15	2	8	0	0	2	5	75.00	45	68	83	5	$7,333	8 (1947)
Harrington, Padraig	2000/2015	15	9	9	0	2	4	6	72.71	48	68	78	15	$1,303,712	5 (2002, 2008)
Harris, Bob	1956/1961	2	0	1	0	0	0	0	77.33	6	73	79	0	$700	40 (1956)
Harris, John	1994/1994	1	1	1	0	0	0	0	76.25	4	72	80	0	$0	50 (1994)
Harris, Labron	1963/1972	3	2	2	0	0	0	0	74.90	10	71	79	1	$1,000	32 (1963)
Harrison, Charles W.	1960/1973	2	0	0	0	0	0	0	78.75	4	74	81	0	$0	
Harrison, E. J.	1940/1968	12	1	8	0	1	2	5	74.44	39	68	81	8	$4,550	4 (1954)
Hart, Dudley	1994/2009	5	3	3	0	0	0	0	73.81	16	70	78	3	$80,273	28 (2000)
Harvey, Scott	2015/2015	1	0	0	0	0	0	0	78.50	2	76	81	0	$0	
Hatalsky, Morris	1982/1991	5	3	3	0	0	0	1	74.13	16	70	81	4	$17,685	24 (1982)
Hatton, Tyrrell	2017/2018	2	1	1	0	0	0	0	75.00	6	70	80	1	$45,200	44 (2018)
Havret, Gregory	2011/2011	1	0	0	0	0	0	0	74.50	2	70	79	1	$10,000	
Hawkins, Fred	1952/1962	10	5	9	1	1	4	7	73.92	38	68	84	11	$11,527	2 (1958)
Hayes, Dale	1975/1977	3	1	1	0	0	0	1	74.13	8	70	77	1	$5,300	19 (1976)
Hayes, J. P.	1999/1999	1	0	0	0	0	0	0	75.00	2	74	76	0	$5,000	
Hayes, Mark	1977/1984	6	3	3	0	0	1	2	73.78	18	70	78	3	$20,214	10 (1982)
Heafner, C. Vance	1978/1978	1	1	1	0	0	0	0	74.00	4	73	75	0	$0	45 (1978)
Heafner, Clayton	1940/1953	9	0	7	0	0	3	6	74.15	33	69	82	5	$2,030	7 (1946, 1950)
Heard, Jerry	1971/1979	6	5	5	0	1	1	2	73.64	22	70	80	5	$16,275	5 (1972)
Hebert, Jay	1954/1968	15	10	13	0	0	4	7	73.87	55	68	82	11	$22,732	8 (1959)
Hebert, Lionel	1956/1970	14	11	11	0	0	4	5	74.10	51	67	83	12	$18,985	7 (1968)
Heinen, Mike	1995/1995	1	0	0	0	0	0	0	73.50	2	73	74	0	$1,500	
Henke, Nolan	1991/1994	4	3	3	0	0	1	1	72.36	14	69	77	7	$60,879	6 (1992)
Henley, Russell	2013/2018	5	4	4	0	0	0	3	72.28	18	67	81	8	$611,500	11 (2017)
Henning, Harold R.	1960/1971	10	6	6	0	0	0	4	73.88	32	70	79	5	$13,035	11 (1962)
Henninger, Brian	1995/1996	2	1	1	0	0	1	1	72.83	6	68	79	3	$58,700	10 (1995)
Henry, George	1966/1970	2	0	0	0	0	0	0	76.75	4	74	79	0	$1,000	
Henry, J. J.	2007/2007	1	1	1	0	0	0	0	75.50	4	71	78	1	$30,800	37 (2007)
Hensby, Mark	2005/2006	2	2	2	0	1	1	2	71.88	8	67	80	4	$304,500	5 (2005)
Herman, Jim	2016/2016	1	0	0	0	0	0	0	76.50	2	75	78	0	$10,000	
Herron, Tim	1996/2007	8	4	4	0	0	0	1	74.75	24	68	84	5	$263,716	11 (2005)
Higashi, Satoshi	1996/1996	1	0	0	0	0	0	0	75.50	2	75	76	0	$1,500	
Hill, Dave	1968/1979	12	10	10	0	1	2	5	73.02	44	68	79	15	$31,792	5 (1970)
Hill, Mike	1973/1978	2	1	1	0	0	0	0	75.00	6	71	79	1	$2,900	37 (1978)

*Cut instituted in 1957

Overall - Player Summary

Player	First/Last Year	Tournaments Entered	*Cuts Made	72-Hole Finishes	Top 3	Top 5	Top 10	Top 25	Scoring Average	Rounds Played	Low Round	High Round	Rounds Under Par	Money Won	Best Finish
Hill, Ray	1950/1950	1	0	1	0	0	0	0	77.75	4	75	80	0	$0	53 (1950)
Hines, Jimmy	1934/1946	10	0	10	0	0	4	6	74.85	40	68	82	5	$513	7 (1934)
Hinkle, Lon	1979/1982	4	1	1	0	0	0	0	75.00	9	69	81	2	$6,850	28 (1981)
Hinson, Larry	1970/1972	3	3	3	0	0	0	0	74.67	12	71	79	2	$5,000	30 (1971)
Hiskey, Babe	1973/1974	2	2	2	0	0	0	1	73.50	8	70	78	1	$4,250	17 (1973)
Hitchcock, James	1966/1966	1	1	1	0	0	0	0	78.50	4	76	83	0	$1,125	61 (1966)
Hjertstedt, Gabriel	1998/2000	3	0	0	0	0	0	0	76.67	6	73	79	0	$15,000	
Hobby, Timothy L.	1990/1990	1	0	0	0	0	0	0	79.00	2	76	82	0	$0	
Hoch, Scott	1979/2003	18	13	13	1	2	3	5	73.08	62	67	79	19	$439,065	2 (1989)
Hoey, Michael	2002/2002	1	0	0	0	0	0	0	74.00	2	73	75	0	$0	
Hoffer, William A.	1984/1984	1	0	0	0	0	0	0	82.50	2	82	83	0	$0	
Hoffman, Charley	2011/2018	5	5	5	0	0	1	3	71.70	20	65	78	8	$729,000	9 (2015)
Hoffmann, Morgan	2015/2015	1	1	1	0	0	0	0	71.75	4	70	73	1	$68,000	28 (2015)
Hogan, Ben	1938/1967	25	9	24	6	9	17	21	72.38	98	66	79	38	$34,685	1 (1951, 1953)
Hogarth, Tim	1997/1997	1	0	0	0	0	0	0	79.00	2	78	80	0	$0	
Holguin, Tony	1949/1951	3	0	3	0	0	0	1	75.50	12	70	81	2	$348	19 (1949)
Holmes, J. B.	2008/2017	4	3	3	0	1	1	2	73.21	14	68	78	3	$508,317	4 (2016)
Holscher, Bud	1954/1956	2	0	2	0	0	0	0	76.88	8	73	81	0	$550	46 (1954)
Holt, William	1940/1940	1	0	1	0	0	0	0	76.25	4	74	80	0	$0	39 (1940)
Holtgrieve, James M.	1980/1984	5	3	3	0	0	0	0	75.31	16	70	80	2	$0	41 (1982)
Homer, Trevor	1973/1974	2	0	0	0	0	0	0	79.50	4	72	88	0	$0	
Hopkins, Edwin	1956/1956	1	0	1	0	0	0	0	78.50	4	76	82	0	$0	56 (1956)
Hopkins, John Mark	1965/1966	2	1	1	0	0	0	0	76.17	6	70	80	1	$0	48 (1965)
Horn, Rodney	1966/1966	1	0	0	0	0	0	0	78.00	2	73	83	0	$0	
Horne, Stan	1938/1939	2	0	1	0	0	0	1	75.60	5	71	82	1	$0	15 (1938)
Horschel, Billy	2014/2018	4	2	2	0	0	0	1	74.17	12	70	79	2	$205,500	17 (2016)
Horton, Tommy	1968/1977	4	0	0	0	0	0	0	76.88	8	74	82	0	$4,500	
Horvath, Rudy	1955/1955	1	0	1	0	0	0	0	77.00	4	76	79	0	$250	43 (1955)
Houghton, Al	1934/1934	1	0	0	0	0	0	0	77.00	1	77	77	0	$0	
Howe, Ralph	1989/1989	1	0	0	0	0	0	0	78.00	2	77	79	0	$0	
Howell, Billy	1934/1934	1	0	1	0	0	0	0	78.75	4	76	83	0	$0	48 (1934)
Howell, Charles	2002/2012	8	5	5	0	0	0	2	73.96	26	70	84	6	$365,807	13 (2004)
Howell, David	2005/2007	3	3	3	0	0	0	2	73.33	12	69	82	5	$280,756	11 (2005)
Hsieh, Min-Nan	1983/1983	1	0	0	0	0	0	0	76.00	2	74	78	0	$1,550	
Hsieh, Yung-Yo	1970/1972	3	2	2	0	0	0	0	74.20	10	69	79	2	$4,400	29 (1970)
Huggett, Brian	1969/1969	1	0	0	0	0	0	0	75.00	2	72	78	0	$1,000	

*Cut instituted in 1957

Overall - Player Summary

Player	First/Last Year	Tournaments Entered	*Cuts Made	72-Hole Finishes	Top 3	Top 5	Top 10	Top 25	Scoring Average	Rounds Played	Low Round	High Round	Rounds Under Par	Money Won	Best Finish
Hughes, Bradley	1998/1998	1	0	0	0	0	0	0	76.50	2	75	78	0	$5,000	
Hughes, Mackenzie	2017/2017	1	0	0	0	0	0	0	79.50	2	79	80	0	$10,000	
Huh, John	2013/2014	2	1	1	0	0	0	1	72.83	6	68	77	3	$202,000	11 (2013)
Hulbert, Mike	1987/1993	4	3	3	0	0	0	1	73.64	14	68	79	6	$25,700	19 (1992)
Hunt, Bernard J.	1965/1966	2	1	1	0	0	0	0	74.67	6	71	78	1	$2,075	26 (1965)
Hunt, Geoffrey	1964/1965	2	0	0	0	0	0	0	76.75	4	73	80	0	$1,600	
Hunt, Guy	1973/1973	1	0	0	0	0	0	0	79.50	2	78	81	0	$1,000	
Huot, Jules	1935/1940	3	0	3	0	0	0	0	77.08	12	70	81	1	$0	33 (1940)
Hurley III, Billy	2017/2017	1	0	0	0	0	0	0	75.50	2	75	76	0	$10,000	
Huston, John	1990/2003	13	12	12	1	1	2	9	72.30	50	66	84	23	$450,113	3 (1990)
Hutchinson, Denis	1960/1962	2	0	0	0	0	0	0	77.00	4	75	81	0	$750	
Hutchison, Jr., Jock	1941/1941	1	0	1	0	0	0	0	78.00	4	76	81	0	$0	43 (1941)
Hutchison, Jock	1935/1962	12	0	1	0	0	0	0	79.07	14	73	85	0	$8,200	51 (1935)
Hutchison, Ralph	1946/1946	1	0	1	0	0	0	0	76.50	4	74	79	0	$0	41 (1946)
Hyndman, William	1956/1972	9	4	5	0	0	0	1	75.56	27	70	85	3	$0	18 (1959)
Ikeda, Yuta	2010/2018	4	1	1	0	0	0	0	74.20	10	70	77	2	$83,250	29 (2010)
Ilonen, Mikko	2001/2015	2	0	0	0	0	0	0	74.50	4	72	79	0	$10,000	
Imada, Ryuji	2009/2009	1	1	1	0	0	0	1	71.50	4	69	73	1	$71,400	20 (2009)
Immelman, Trevor	1999/2018	16	9	9	1	2	2	5	73.98	50	65	81	11	$2,031,310	1 (2008)
Ingram, Cecil W.	1980/1980	1	0	0	0	0	0	0	74.50	2	74	75	0	$0	
Inman, Joe	1970/1981	7	4	4	0	0	1	2	73.64	22	68	79	6	$15,685	9 (1978)
Inman, John S.	1985/1994	3	1	1	0	0	0	0	76.25	8	70	80	1	$3,000	59 (1985)
Inman, Walker	1956/1956	1	0	1	0	0	0	0	76.00	4	73	82	0	$300	29 (1956)
Irwin, Hale	1971/1996	21	17	17	0	4	7	13	72.18	76	64	81	32	$235,576	4 (1974, 1975)
Isaacs, Jack	1950/1954	2	0	2	0	0	0	0	76.75	8	72	81	0	$250	44 (1950)
Ishii, David	1990/1990	1	0	0	0	0	0	0	76.50	2	74	79	0	$1,500	
Ishii, Tomoo	1964/1966	3	2	2	0	0	0	0	75.20	10	70	82	2	$2,900	26 (1965)
Ishikawa, Ryo	2009/2013	5	2	2	0	0	0	1	73.43	14	68	77	5	$155,200	20 (2011)
Iverson, Don	1974/1976	2	1	1	0	0	0	0	73.67	6	68	80	1	$3,200	29 (1974)
Izawa, Toshi	2001/2004	4	1	1	0	1	1	1	73.30	10	66	78	3	$261,400	4 (2001)
Jacklin, Tony	1967/1975	9	5	5	0	0	0	3	73.79	28	69	81	6	$34,735	12 (1970)
Jackson, James G.	1953/1957	5	0	4	0	0	0	0	77.33	18	74	84	0	$0	38 (1953)
Jackson, Tim	1995/2002	2	0	0	0	0	0	0	77.25	4	76	79	0	$0	
Jacobs, Tommy	1952/1968	8	3	4	1	1	1	2	75.08	24	70	81	3	$17,400	2 (1966)
Jacobsen, Peter	1981/1995	11	10	10	0	0	0	6	72.83	42	67	78	14	$80,238	11 (1981)
Jacobson, Fredrik	2004/2013	4	3	3	0	0	0	3	72.79	14	67	77	3	$255,500	17 (2004)

*Cut instituted in 1957

Overall - Player Summary

Player	First/Last Year	Tournaments Entered	*Cuts Made	72-Hole Finishes	Top 3	Top 5	Top 10	Top 25	Scoring Average	Rounds Played	Low Round	High Round	Rounds Under Par	Money Won	Best Finish
Jacobson, Gary	1978/1978	1	0	0	0	0	0	0	76.50	2	74	79	0	$1,500	
Jacobus, George	1934/1934	1	0	1	0	0	0	0	79.25	4	77	81	0	$0	52 (1934)
Jaeckel, Barry	1979/1979	1	0	0	0	0	0	0	73.00	2	71	75	1	$1,500	
Jaidee, Thongchai	2006/2016	5	3	3	0	0	0	0	75.07	15	70	81	1	$101,500	37 (2014)
James, Lee	1995/1995	1	0	0	0	0	0	0	78.50	2	77	80	0	$0	
James, Mark	1980/1980	1	0	0	0	0	0	0	74.00	2	74	74	0	$1,500	
Jamieson, Jim	1972/1974	3	2	2	1	2	2	2	73.00	10	70	80	5	$19,900	3 (1973)
January, Don	1959/1980	20	16	16	0	3	7	13	72.57	72	66	79	24	$59,834	4 (1961, 1971)
Janzen, Lee	1992/2003	12	9	9	0	0	0	3	72.98	42	67	79	12	$282,722	12 (1995, 1996)
Jenkins, Tom	1976/1976	1	0	0	0	0	0	0	77.00	2	75	79	0	$1,350	
Jeong, Jin	2011/2011	1	0	0	0	0	0	0	75.00	2	73	77	0	$0	
Jimenez, Miguel Angel	1995/2015	16	12	12	0	1	4	6	72.88	56	66	81	19	$1,451,739	4 (2014)
Jin, Cheng	2016/2016	1	0	0	0	0	0	0	78.50	2	78	79	0	$0	
Jobe, Brandt	1999/2006	3	3	3	0	0	0	1	73.17	12	68	77	3	$123,116	14 (1999)
Johansson, Per-Ulrik	1997/1999	3	3	3	0	0	0	3	72.00	12	67	75	4	$152,920	12 (1997, 1998)
Johnson, Dustin	2009/2018	8	7	7	0	1	3	4	71.83	30	67	77	13	$1,317,808	4 (2016)
Johnson, Howie	1970/1971	2	2	2	0	0	0	1	74.13	8	71	82	2	$4,100	18 (1970)
Johnson, Terl	1957/1957	1	0	0	0	0	0	0	78.50	2	77	80	0	$300	
Johnson, Zach	2005/2018	14	8	8	1	1	2	3	73.20	44	68	81	14	$1,882,317	1 (2007)
Johnston, Bill	1957/1964	2	1	1	0	0	0	0	75.50	6	70	78	1	$1,000	28 (1957)
Johnston, Ralph	1974/1976	3	2	2	0	0	0	2	73.30	10	69	83	3	$6,800	15 (1974)
Johnstone, Tony	1993/1993	1	0	0	0	0	0	0	75.00	2	74	76	0	$1,500	
Jones, Grier	1970/1973	3	3	3	0	0	0	0	74.50	12	71	78	1	$4,925	33 (1972)
Jones, Matt	2014/2014	1	0	0	0	0	0	0	76.00	2	74	78	0	$10,000	
Jones, Robert T.	1934/1948	12	0	11	0	0	0	3	76.00	46	72	81	0	$0	13 (1934)
Jones, Steve	1988/2001	9	6	6	0	0	0	2	73.73	30	67	82	9	$148,050	20 (1990)
Kaiser, Bill	1936/1936	1	0	1	0	0	0	0	76.75	4	75	78	0	$0	34 (1936)
Kammer, A. Fred	1948/1948	1	0	1	0	0	0	0	79.00	4	75	86	0	$0	51 (1948)
Kaneko, Yoshinori	1997/1997	1	0	0	0	0	0	0	77.00	2	77	77	0	$5,000	
Karl, Richie	1975/1975	1	1	1	0	0	0	0	75.50	4	72	79	0	$1,650	46 (1975)
Karlsson, Robert	2007/2012	6	5	5	0	0	1	1	73.36	22	70	79	6	$371,960	8 (2008)
Katayama, Shingo	2001/2010	9	6	6	0	1	1	1	73.67	30	67	80	5	$550,686	4 (2009)
Kaufman, Smylie	2016/2016	1	1	1	0	0	0	0	73.75	4	69	81	1	$68,000	29 (2016)
Kay, Andy	1935/1935	1	0	1	0	0	0	0	76.25	4	74	78	0	$0	47 (1935)

*Cut instituted in 1957

Overall - Player Summary

Player	First/Last Year	Tournaments Entered	*Cuts Made	72-Hole Finishes	Top 3	Top 5	Top 10	Top 25	Scoring Average	Rounds Played	Low Round	High Round	Rounds Under Par	Money Won	Best Finish
Kay, Bob	1957/1957	1	0	0	0	0	0	0	83.00	2	78	88	0	$300	
Kay, Jack	1986/1986	1	0	0	0	0	0	0	77.00	2	74	80	0	$0	
Kaye, Jonathan	2001/2005	3	2	2	0	0	0	0	74.00	10	71	79	1	$52,600	43 (2001, 2005)
Kaymer, Martin	2008/2018	11	6	6	0	0	0	1	73.68	34	68	79	4	$412,507	16 (2017)
Keiser, Herman	1942/1982	26	2	9	1	1	2	6	76.05	66	68	82	7	$73,364	1 (1946)
Kelly, Jerry	2002/2011	8	6	6	0	1	1	4	73.21	28	67	79	6	$662,155	5 (2007)
Kelly, John	2007/2007	1	0	0	0	0	0	0	77.00	2	77	77	0	$0	
Kendall, Skip	2000/2000	1	1	1	0	0	0	0	77.00	4	72	83	0	$10,580	56 (2000)
Kennedy, Les	1950/1950	1	0	1	0	0	0	0	81.25	4	80	82	0	$0	59 (1950)
Kerr, Bill	1961/1961	1	0	0	0	0	0	0	76.50	2	75	78	0	$400	
Kerrigan, George	1934/1934	1	0	1	0	0	0	0	77.75	4	74	84	0	$0	43 (1934)
Kerrigan, Tom	1934/1937	2	0	2	0	0	0	0	77.25	8	75	79	0	$0	36 (1937)
Killian, Michael P.	1973/1973	1	0	0	0	0	0	0	77.50	2	76	79	0	$0	
Kim, Anthony	2009/2011	3	2	2	1	1	1	2	70.80	10	65	75	4	$591,400	3 (2010)
Kim, Kyung-Tae	2011/2012	2	1	1	0	0	0	0	73.50	6	68	78	2	$38,800	44 (2011)
Kim, Lion	2011/2011	1	0	0	0	0	0	0	74.00	2	72	76	0	$0	
Kim, Si Woo	2017/2018	2	1	1	0	0	0	1	73.83	6	68	81	2	$103,775	24 (2018)
Kim, Sung Yoon	2000/2000	1	0	0	0	0	0	0	75.00	2	75	75	0	$0	
Kinder, John	1934/1934	1	0	1	0	0	0	0	75.75	4	74	77	0	$0	32 (1934)
King, Rufus	1950/1950	1	0	0	0	0	0	0	79.00	2	78	80	0	$0	
Kirk, Chris	2014/2016	3	2	2	0	0	0	1	73.10	10	71	77	2	$165,160	20 (2014)
Kirkwood, Joe	1949/1953	5	0	4	0	0	1	4	73.88	16	70	78	4	$1,519	7 (1949)
Kirkwood, Joe	1936/1948	2	0	1	0	0	0	0	77.43	7	73	82	0	$0	29 (1936)
Kisner, Kevin	2016/2018	3	3	3	0	0	0	0	73.42	12	69	77	1	$167,400	28 (2018)
Kite, Chris	1987/1987	1	0	0	0	0	0	0	78.00	2	76	80	0	$0	
Kite, Tom	1971/2002	26	21	21	4	9	12	16	72.36	94	66	80	36	$682,147	2 (1983, 1986, 1997)
Kittleson, Drew	2009/2009	1	0	0	0	0	0	0	75.00	2	72	78	0	$0	
Kizzire, Patton	2018/2018	1	0	0	0	0	0	0	76.00	2	76	76	0	$10,000	
Kjeldsen, Soren	2009/2017	4	3	3	0	0	1	1	72.86	14	69	78	6	$420,168	7 (2016)
Klein, Willie	1935/1935	1	0	0	0	0	0	0	74.33	3	72	76	0	$0	
Knight, Dick	1960/1960	1	0	0	0	0	0	0	75.50	2	75	76	0	$350	
Knowles, Robert W.	1951/1952	2	0	2	0	0	0	0	77.63	8	74	81	0	$0	42 (1952)
Knox, Kenny	1986/1992	5	1	1	0	0	0	0	75.00	12	72	79	0	$8,800	45 (1987)
Knox, Russell	2016/2017	2	0	0	0	0	0	0	76.00	4	73	79	0	$20,000	
Knudson, George	1965/1973	7	6	6	1	1	3	3	73.15	26	69	79	7	$23,233	2 (1969)

*Cut instituted in 1957

Overall - Player Summary

Player	First/Last Year	Tournaments Entered	*Cuts Made	72-Hole Finishes	Top 3	Top 5	Top 10	Top 25	Scoring Average	Rounds Played	Low Round	High Round	Rounds Under Par	Money Won	Best Finish
Koch, Gary	1974/1989	10	6	6	0	0	0	4	73.66	32	69	80	7	$49,270	16 (1985, 1986)
Kocsis, Charles R.	1937/1961	11	2	8	0	0	0	3	75.37	38	70	82	3	$0	14 (1952)
Kodaira, Satoshi	2018/2018	1	1	1	0	0	0	0	72.00	4	71	74	2	$76,450	28 (2018)
Koepka, Brooks	2015/2017	3	3	3	0	0	0	2	72.33	12	69	76	4	$403,200	11 (2017)
Kono, Takaaki	1969/1973	5	4	4	0	0	0	3	73.44	18	68	78	4	$10,800	12 (1970)
Kovach, Steve	1942/1947	2	0	2	0	0	0	0	76.25	8	73	79	0	$0	35 (1942)
Kozak, Walter	1935/1935	1	0	1	0	0	0	0	77.50	4	77	78	0	$0	56 (1935)
Kraft, Kelly	2012/2012	1	1	1	0	0	0	0	76.50	4	74	80	0	$0	62 (2012)
Kratzert, Billy	1974/1986	8	6	6	0	1	1	5	72.71	28	67	83	12	$38,290	5 (1978)
Kribel, Joel	1998/1998	1	1	1	0	0	0	0	75.25	4	74	76	0	$0	45 (1998)
Kroll, Ted	1951/1962	11	5	10	0	0	1	8	74.29	42	70	82	7	$7,318	7 (1953)
Krueger, Alvin	1936/1936	1	0	1	0	0	0	0	77.00	4	75	80	0	$0	36 (1936)
Kuchar, Matt	1998/2018	12	11	11	1	3	4	7	72.13	46	67	78	17	$1,765,850	3 (2012)
Kuehne, Hank	1999/1999	1	0	0	0	0	0	0	76.00	2	74	78	0	$0	
Kuehne, Trip	1995/2008	2	0	0	0	0	0	0	76.25	4	72	79	0	$0	
Kunes, Gene	1934/1948	8	0	7	0	0	1	2	75.32	31	71	81	2	$100	10 (1942)
Kunkle, Charles	1956/1956	1	0	1	0	0	0	0	85.00	4	78	95	0	$0	77 (1956)
Kuntz, Robert	1954/1954	1	0	1	0	0	0	0	78.50	4	75	82	0	$0	64 (1954)
Lacey, Charles	1934/1934	1	0	1	0	0	0	0	75.25	4	73	80	0	$0	31 (1934)
Laffoon, Ky	1934/1948	10	0	9	0	2	3	5	74.21	38	70	79	3	$1,333	4 (1946)
Lahiri, Anirban	2015/2016	2	2	2	0	0	0	0	73.88	8	71	76	1	$62,600	42 (2016)
Laird, Martin	2011/2013	3	2	2	0	0	0	1	73.30	10	69	77	2	$121,440	20 (2011)
Lancaster, Neal	1995/1996	2	0	0	0	0	0	0	75.25	4	74	77	0	$3,000	
Landrum, Ralph L.	1978/1984	2	0	0	0	0	0	0	78.25	4	77	79	0	$1,500	
Lane, Barry	1994/1994	1	0	0	0	0	0	0	79.00	2	76	82	0	$1,500	
Langasque, Romain	2016/2016	1	1	1	0	0	0	0	74.50	4	68	83	1	$0	39 (2016)
Langer, Bernhard	1982/2018	35	25	25	2	3	9	15	72.73	120	66	80	41	$1,915,018	1 (1985, 1993)
Langham, Franklin	2001/2001	1	1	1	0	0	0	0	73.00	4	72	75	0	$22,960	40 (2001)
Larrazabal, Alejandro	2003/2003	1	0	0	0	0	0	0	81.50	2	81	82	0	$0	
Lawrie, Paul	2000/2013	7	4	4	0	0	0	2	73.59	22	69	79	4	$243,813	15 (2003)
Leaney, Stephen	2004/2004	1	1	1	0	0	0	1	72.25	4	69	76	2	$97,500	17 (2004)
Ledesma, Jorge C.	1963/1963	1	0	0	0	0	0	0	77.50	2	76	79	0	$0	
Lee, Chang-woo	2014/2014	1	0	0	0	0	0	0	76.50	2	73	80	0	$0	
Lee, Danny	2009/2016	2	1	1	0	0	0	1	74.50	6	68	81	2	$145,000	17 (2016)
Legrange, Cobie	1965/1966	2	0	0	0	0	0	0	77.75	4	76	81	0	$1,900	

*Cut instituted in 1957

Overall - Player Summary

Player	First/Last Year	Tournaments Entered	*Cuts Made	72-Hole Finishes	Top 3	Top 5	Top 10	Top 25	Scoring Average	Rounds Played	Low Round	High Round	Rounds Under Par	Money Won	Best Finish
Lehman, Tom	1993/2006	13	9	9	2	2	3	7	72.41	44	67	80	16	$819,223	2 (1994)
Leishman, Marc	2010/2018	6	3	3	0	1	2	2	72.78	18	66	79	6	$751,700	4 (2013)
Lema, Tony	1963/1966	4	4	4	1	1	2	4	72.69	16	67	77	5	$16,200	2 (1963)
Lenczyk, Ted	1955/1955	1	0	1	0	0	0	0	78.75	4	77	81	0	$0	59 (1955)
Leonard, Justin	1993/2010	15	11	11	0	0	2	6	72.94	52	69	82	16	$686,139	7 (1997)
Leonard, Stan	1952/1965	12	6	9	0	2	4	8	73.76	42	68	84	8	$12,902	4 (1958, 1959)
Levet, Thomas	2003/2006	3	1	1	0	0	0	1	74.00	8	68	79	3	$145,333	13 (2005)
Levi, Wayne	1980/1991	9	7	7	0	0	0	5	72.91	32	67	81	10	$53,528	11 (1984)
Lewis, Charles F.	1961/1961	1	0	0	0	0	0	0	75.00	2	74	76	0	$0	
Lewis, J. L.	2004/2004	1	0	0	0	0	0	0	74.50	2	72	77	0	$5,000	
Lewis, Jack Weston	1967/1969	3	1	1	0	0	0	0	76.25	8	70	81	2	$0	45 (1968)
Lewis, Randal	2012/2012	1	0	0	0	0	0	0	79.50	2	78	81	0	$0	
Lewis, Robert C.	1981/1988	7	3	3	0	0	0	0	76.70	20	70	87	2	$0	40 (1981)
Li, Haotong	2018/2018	1	1	1	0	0	0	0	72.25	4	69	76	1	$63,663	32 (2018)
Liang, Wen Chong	2008/2008	1	0	0	0	0	0	0	77.00	2	76	78	0	$10,000	
Liang-Huan, Lu	1969/1975	4	3	3	0	0	0	0	75.21	14	72	80	0	$6,050	37 (1972)
Lickliter, Frank	1999/2002	2	0	0	0	0	0	0	74.00	3	72	77	0	$10,000	
Lietzke, Bruce	1977/1995	14	13	13	0	0	2	5	72.72	54	67	82	20	$118,479	6 (1979, 1985)
Lin, Wen Tang	2009/2009	1	0	0	0	0	0	0	75.50	2	74	77	0	$10,000	
Lin, Yuxin	2018/2018	1	0	0	0	0	0	0	79.50	2	79	80	0	$0	
Lind, Charles	1947/1947	1	0	1	0	0	0	0	75.75	4	75	77	0	$0	46 (1947)
Lindley, Brian R.	1982/1982	1	0	0	0	0	0	0	79.00	2	78	80	0	$0	
Lindsey, Pat	1984/1984	1	0	0	0	0	0	0	74.50	2	74	75	0	$1,500	
Lingmerth, David	2016/2016	1	0	0	0	0	0	0	76.00	2	73	79	0	$10,000	
List, Luke	2005/2005	1	1	1	0	0	0	0	73.50	4	69	78	2	$0	33 (2005)
Lister, John M.	1971/1977	2	1	1	0	0	0	0	75.17	6	71	80	1	$3,100	42 (1971)
Little, Lawson	1935/1957	19	1	18	1	1	7	13	74.39	72	68	85	12	$3,535	3 (1939)
Littler, Gene	1954/1980	26	21	24	1	3	8	18	72.90	100	67	82	29	$78,529	2 (1970)
Locke, Bobby	1947/1952	4	0	4	0	0	1	4	73.31	16	70	79	5	$1,133	10 (1948)
Loeffler, Bill	1988/1988	1	0	0	0	0	0	0	78.00	2	77	79	0	$0	
Lohr, Bob	1989/1989	1	1	1	0	0	0	0	75.25	4	73	77	0	$3,125	46 (1989)
Lonard, Peter	2003/2008	5	0	0	0	0	0	0	76.30	10	71	82	1	$30,000	
Lott, Lyn	1977/1983	3	2	2	0	0	0	0	73.80	10	71	77	3	$5,520	41 (1978)
Lotz, Dick	1970/1972	3	2	2	0	0	0	2	73.70	10	70	78	1	$5,600	18 (1970)
Love, Jr., Davis	1955/1964	2	1	2	0	0	0	0	77.63	8	69	85	1	$850	34 (1964)

*Cut instituted in 1957

Overall - Player Summary

Player	First/Last Year	Tournaments Entered	*Cuts Made	72-Hole Finishes	Top 3	Top 5	Top 10	Top 25	Scoring Average	Rounds Played	Low Round	High Round	Rounds Under Par	Money Won	Best Finish
Love, III, Davis	1988/2016	20	15	15	2	2	6	10	72.67	70	66	79	25	$1,570,717	2 (1995, 1999)
Lowery, Steve	1995/2008	6	3	3	0	0	0	0	74.61	18	70	81	3	$72,470	40 (2001, 2002)
Lowry, Shane	2015/2017	3	1	1	0	0	0	0	74.50	8	68	79	1	$66,000	39 (2016)
Luck, Curtis	2017/2017	1	1	1	0	0	0	0	74.25	4	72	78	0	$0	46 (2017)
Luiten, Joost	2014/2015	2	1	1	0	0	0	0	73.33	6	67	77	1	$76,600	26 (2014)
Lunn, Bob	1969/1973	4	3	3	0	0	1	1	73.57	14	69	81	4	$7,850	10 (1970)
Luther, Ted	1936/1936	1	0	1	0	0	0	0	77.00	4	74	82	0	$0	36 (1936)
Lye, Mark	1984/1990	3	3	3	0	0	1	1	72.67	12	66	79	3	$28,537	6 (1984)
Lyle, Sandy	1980/2018	37	17	17	1	1	1	6	74.47	108	65	86	23	$598,372	1 (1988)
Lynn, David	2013/2014	2	1	1	0	0	0	0	74.17	6	68	80	1	$33,307	46 (2013)
MacDonald, Bob	1935/1935	1	0	1	0	0	0	0	77.25	4	73	81	0	$0	54 (1935)
MacDonald, Joe	1947/1947	1	0	1	1	1	1	1	82.00	3	80	85	0	$0	
MacFarlane, Willie	1934/1938	4	0	4	0	0	1	2	74.88	16	70	80	1	$1,500	6 (1934)
Macpherson, Bryden	2012/2012	1	0	0	0	0	0	0	76.50	2	76	77	0	$0	
Magee, Andrew	1989/1999	7	6	6	0	0	1	2	72.81	26	68	80	9	$120,463	7 (1991)
Magee, Jerry	1957/1957	1	0	0	0	0	0	0	78.00	2	77	79	0	$0	
Maggert, Jeff	1993/2005	12	7	7	0	1	2	6	73.13	38	66	82	10	$544,793	5 (2003)
Mahaffey, John	1974/1990	12	8	8	0	0	1	2	73.93	40	69	80	7	$59,841	8 (1981)
Mahan, Hunter	2003/2016	10	7	7	0	0	3	4	72.62	34	66	82	12	$959,900	8 (2010)
Mallory, Leo	1938/1938	1	0	1	0	0	0	0	76.50	4	74	81	0	$0	34 (1938)
Maltbie, Roger	1976/1988	5	3	3	0	1	2	3	73.06	16	66	78	6	$54,200	4 (1987)
Manassero, Matteo	2010/2014	3	1	1	0	0	0	0	74.13	8	71	81	2	$20,000	36 (2010)
Manero, Tony	1934/1961	14	0	6	0	0	0	1	77.75	40	70	87	2	$8,800	13 (1937)
Mangrum, Lloyd	1940/1962	20	3	16	4	7	12	13	73.00	71	64	80	20	$16,920	2 (1940, 1949)
Mangrum, Ray	1935/1941	6	0	5	0	0	1	4	74.19	21	68	80	5	$300	6 (1936)
Marino, Steve	2010/2011	2	2	2	0	0	0	1	72.00	8	69	74	3	$163,250	14 (2010)
Marksaeng, Prayad	2009/2009	1	0	0	0	0	0	0	69.50	4	42	84	2	$20,000	
Marr, Dave	1960/1970	9	4	4	1	1	1	3	73.96	26	69	78	7	$23,800	2 (1964)
Marsh, Graham	1974/1980	6	6	6	0	0	1	2	72.50	24	68	77	7	$15,885	9 (1976)
Marsh, Kevin	2006/2006	1	0	0	0	0	0	0	80.00	2	79	81	0	$0	
Martell, Henry	1959/1959	1	0	0	0	0	0	0	78.50	2	77	80	0	$350	
Martin, Ben	2010/2015	2	0	0	0	0	0	0	75.75	4	74	80	0	$10,000	
Marucci, George	1996/1996	1	0	0	0	0	0	0	80.00	2	79	81	0	$0	
Marusic, Milon	1953/1953	1	0	1	0	0	0	0	75.00	4	70	81	1	$200	38 (1953)

*Cut instituted in 1957

Overall - Player Summary

Player	First/Last Year	Tournaments Entered	*Cuts Made	72-Hole Finishes	Top 3	Top 5	Top 10	Top 25	Scoring Average	Rounds Played	Low Round	High Round	Rounds Under Par	Money Won	Best Finish
Maruyama, Shigeki	1998/2006	9	3	3	0	0	0	1	74.67	24	67	82	6	$165,520	14 (2002)
Mason, James T.	1977/1977	1	0	0	0	0	0	0	75.50	2	75	76	0	$0	
Massengale, Don	1967/1973	3	3	3	0	0	0	0	74.92	12	73	78	0	$4,200	45 (1968)
Massengale, Rik	1969/1978	4	2	2	1	1	1	2	73.33	12	67	81	4	$21,225	3 (1977)
Matsuyama, Hideki	2011/2018	7	6	6	0	1	2	4	72.00	26	66	80	12	$1,108,867	5 (2015)
Matteson, Troy	2007/2007	1	0	0	0	0	0	0	79.00	2	79	79	0	$5,000	
Mattiace, Len	1988/2004	3	1	1	1	1	1	1	73.50	8	65	79	2	$653,000	2 (2003)
Mawhinney, Bill	1951/1951	1	0	1	0	0	0	0	78.75	4	73	84	0	$0	55 (1951)
Maxwell, Billy	1952/1966	13	8	12	0	1	3	7	74.22	49	69	81	10	$13,281	5 (1962)
May, Bob	2001/2001	1	1	1	0	0	0	0	73.25	4	71	75	1	$19,600	43 (2001)
Mayer, Dick	1951/1967	14	4	9	0	1	2	6	74.60	45	68	82	9	$11,230	4 (1959)
Mayfair, Billy	1988/2009	12	6	6	0	0	0	2	74.22	36	66	83	6	$264,050	12 (1991)
Mayfield, Shelley	1955/1957	3	0	2	0	0	1	1	75.70	10	68	80	1	$1,525	8 (1956)
Mayo, Paul M.	1988/1988	1	0	0	0	0	0	0	80.50	2	80	81	0	$0	
McBee, Rives	1967/1967	1	1	1	0	0	0	0	74.50	4	73	76	0	$1,275	42 (1967)
McCallister, Blaine	1989/1994	4	1	1	0	0	0	0	75.00	10	71	79	2	$8,433	48 (1992)
McCallister, Bob	1966/1966	1	0	0	0	0	0	0	77.50	2	76	79	0	$1,000	
McCarron, Scott	1996/2003	6	5	5	0	0	1	4	72.59	22	68	77	8	$244,905	10 (1996)
McCoy, James	1956/1956	1	0	1	0	0	0	0	80.25	4	77	82	0	$0	68 (1956)
McCoy, Michael	2014/2014	1	0	0	0	0	0	0	80.50	2	78	83	0	$0	
McCullough, Mike	1978/1979	2	0	0	0	0	0	0	77.33	3	73	82	0	$3,000	
McCullough, W.B.	1941/1941	1	0	1	0	0	0	0	78.25	4	74	84	0	$0	44 (1941)
McCumber, Mark	1979/1996	13	10	10	0	0	0	5	73.30	46	65	82	16	$107,521	11 (1986)
McDowell, Graeme	2005/2016	9	3	3	0	0	0	2	73.38	24	68	81	6	$351,850	12 (2012)
McElhinney, Brian	2006/2006	1	0	0	0	0	0	0	77.50	2	75	80	0	$0	
McEvoy, Peter	1978/1980	3	1	1	0	0	0	0	76.88	8	73	79	0	$0	53 (1978)
McGee, Jerry	1972/1980	7	4	4	0	1	1	3	72.95	22	69	82	8	$19,567	5 (1972)
McGimpsey, Garth M.	1986/1987	2	0	0	0	0	0	0	78.00	4	77	79	0	$0	
McGinley, Paul	2002/2006	2	1	1	0	0	0	1	73.83	6	71	78	2	$86,200	18 (2002)
McGirt, William	2017/2017	1	1	1	0	0	0	1	72.50	4	69	74	1	$105,600	22 (2017)
McGonagill, Jim	1949/1949	1	0	0	0	0	0	0	79.00	3	77	82	0	$0	
McGovern, Jim	1994/1995	2	1	1	0	1	1	1	72.50	6	70	77	2	$74,500	5 (1994)
McGowan, Jack	1965/1965	1	1	1	0	0	0	0	74.25	4	72	77	0	$1,025	42 (1965)
McGowan, Pat	1981/1984	2	0	0	0	0	0	0	74.50	4	72	78	0	$3,000	
McHale, Jim	1948/1954	5	0	4	0	0	0	0	76.84	19	72	82	0	$0	35 (1948, 1951)
McIlroy, Rory	2009/2018	10	9	9	0	2	5	8	71.61	38	65	80	24	$1,982,565	4 (2015)

*Cut instituted in 1957

Overall - Player Summary

Player	First/Last Year	Tournaments Entered	*Cuts Made	72-Hole Finishes	Top 3	Top 5	Top 10	Top 25	Scoring Average	Rounds Played	Low Round	High Round	Rounds Under Par	Money Won	Best Finish
McKnight, Tom	1999/1999	1	1	1	0	0	0	0	74.25	4	73	77	0	$0	44 (1999)
McLean, James C.	1972/1972	1	1	1	0	0	0	0	76.75	4	75	79	0	$0	43 (1972)
McLendon, Mac	1969/1979	5	3	3	0	0	0	0	74.25	16	70	80	2	$7,975	29 (1978)
McLeod, Fred	1934/1962	15	0	2	0	0	0	0	84.06	17	76	91	0	$10,450	50 (1934)
McManus, Roger T.	1959/1959	1	0	0	0	0	0	0	80.00	2	79	81	0	$0	
McMullin, John	1959/1959	1	0	0	0	0	0	0	78.50	2	78	79	0	$350	
McNickle, Artie	1979/1980	2	1	1	0	0	0	1	72.83	6	70	79	3	$4,200	17 (1979)
McNulty, Mark	1988/1997	5	2	2	0	0	0	1	73.86	14	67	81	2	$30,371	16 (1988)
McSpaden, Harold	1934/1949	13	0	12	0	1	3	9	74.18	49	69	85	7	$1,225	4 (1947)
Mediate, Rocco	1991/2009	10	9	9	0	0	0	2	73.00	38	66	80	11	$276,849	15 (2001)
Meeks, Eric	1989/1989	1	0	0	0	0	0	0	81.00	2	79	83	0	$0	
Mehlhorn, Bill	1934/1937	3	0	2	0	0	0	0	75.91	11	70	79	1	$0	33 (1937)
Meister, Edward	1955/1957	3	0	2	0	0	0	0	79.50	10	74	87	0	$0	58 (1956)
Melnyk, Steve	1970/1978	5	5	5	0	0	0	2	73.90	20	70	79	3	$12,575	12 (1972)
Mengert, Al	1952/1959	8	2	7	0	0	1	4	74.90	30	69	79	5	$3,731	9 (1958)
Menne, Bob	1975/1975	1	0	0	0	0	0	0	79.00	2	76	82	0	$1,250	
Merrick, John	2009/2013	3	1	1	0	0	1	1	72.50	8	66	77	2	$262,813	6 (2009)
Merritt, Troy	2016/2016	1	1	1	0	0	0	0	74.75	4	71	79	1	$37,000	42 (2016)
Meshiai, Hajime	1994/1994	1	1	1	0	0	0	0	75.00	4	71	80	2	$7,400	41 (1994)
Meth, Byron	2015/2015	1	0	0	0	0	0	0	75.00	2	74	76	0	$0	
Methvin, Marion C.	1962/1962	1	0	0	0	0	0	0	75.50	2	72	79	0	$0	
Metz, Dick	1934/1959	13	0	11	0	0	3	6	74.35	48	70	80	9	$1,517	8 (1938, 1947)
Micheel, Shaun	2004/2008	5	1	1	0	0	0	1	75.33	12	70	82	2	$97,200	22 (2004)
Mickelson, Phil	1991/2018	26	23	23	9	11	15	18	71.30	98	65	79	52	$7,879,837	1 (2004, 2006, 2010)
Middlecoff, Cary	1946/1971	26	4	14	4	4	7	11	74.13	79	65	87	17	$34,469	1 (1955)
Miguel, Angel	1959/1963	5	1	1	0	0	0	1	75.25	12	72	79	0	$2,950	25 (1959)
Miguel, Sebastian	1961/1964	3	0	0	0	0	0	0	76.50	6	74	79	0	$1,500	
Miller, Allen	1969/1976	5	2	2	0	0	0	1	75.14	14	68	81	2	$4,250	15 (1975)
Miller, John	1997/1999	2	0	0	0	0	0	0	81.25	4	81	82	0	$0	
Miller, Johnny	1967/1994	19	14	14	3	3	4	8	72.95	66	65	81	23	$127,320	2 (1971, 1975, 1981)
Miller, Lindy	1978/1979	2	2	2	0	0	0	1	73.38	8	67	86	4	$1,750	16 (1978)
Mills, Corbin	2012/2012	1	0	0	0	0	0	0	77.50	2	74	81	0	$0	
Minoza, Frankie	1991/1991	1	0	0	0	0	0	0	76.50	2	75	78	0	$1,500	
Mitchell, Bayard	1934/1934	1	0	1	0	0	0	0	83.00	4	79	85	0	$0	60 (1934)

*Cut instituted in 1957

Overall - Player Summary

Player	First/Last Year	Tournaments Entered	*Cuts Made	72-Hole Finishes	Top 3	Top 5	Top 10	Top 25	Scoring Average	Rounds Played	Low Round	High Round	Rounds Under Par	Money Won	Best Finish
Mitchell, Bobby	1971/1973	3	2	2	1	1	1	2	73.50	10	70	81	2	$19,083	2 (1972)
Mitchell, Jeff	1980/1980	1	1	1	0	0	0	0	73.00	4	66	76	1	$1,525	38 (1980)
Miyazato, Yusaku	2018/2018	1	0	0	0	0	0	0	77.00	2	77	77	0	$10,000	
Mize, Larry	1984/2018	35	20	20	2	2	3	11	73.69	110	65	83	28	$812,941	1 (1987)
Molinari, Edoardo	2006/2012	4	2	2	0	0	0	1	74.17	12	69	80	3	$204,240	11 (2011)
Molinari, Francesco	2010/2018	7	5	5	0	0	0	2	73.25	24	69	81	8	$376,223	19 (2012)
Montgomerie, Colin	1992/2007	15	9	9	0	0	1	5	73.19	48	67	81	18	$427,751	8 (1998)
Montgomery, Brian	1987/1988	2	0	0	0	0	0	0	80.00	4	77	84	0	$0	
Monti, Eric	1950/1962	2	0	1	0	0	0	0	75.17	6	73	79	0	$400	26 (1950)
Moody, Orville	1970/1974	5	3	3	0	0	0	2	75.06	16	69	81	3	$9,400	18 (1970)
Moody, William G.	1980/1980	1	0	0	0	0	0	0	77.50	2	76	79	0	$0	
Moore, C. Parker	1977/1977	1	0	0	0	0	0	0	76.00	2	76	76	0	$0	
Moore, Frank	1937/1947	4	0	4	0	0	0	1	75.25	16	71	82	1	$0	22 (1939)
Moore, Ryan	2003/2018	10	8	8	0	0	1	4	72.61	36	66	81	12	$806,900	9 (2017)
Moreland, Gus	1935/1935	1	0	1	0	0	0	0	76.25	4	74	78	0	$0	47 (1935)
Morey, Dale	1954/1966	7	1	3	0	0	0	0	78.29	21	74	83	0	$0	57 (1966)
Morgan, Gil	1977/1994	12	7	7	1	1	2	5	73.24	38	67	80	12	$73,165	3 (1984)
Morley, Mike	1967/1981	4	1	1	0	0	0	0	75.50	10	73	80	0	$4,800	48 (1977)
Morris, Johnny	1942/1942	1	0	1	0	0	0	0	78.25	4	75	83	0	$0	40 (1942)
Morse, John	1995/1997	2	0	0	0	0	0	0	74.50	4	73	77	0	$6,500	
Mosely, Fred	1949/1950	2	0	2	0	0	0	0	77.75	8	75	82	0	$0	45 (1949)
Mudd, Jodie	1982/1992	8	6	6	0	1	3	4	73.11	28	66	86	11	$129,683	4 (1987)
Munday, Rod	1940/1946	2	0	2	0	0	0	0	76.75	8	73	81	0	$0	39 (1940)
Munger, Jack	1935/1937	3	0	1	0	0	0	0	80.33	9	77	84	0	$0	61 (1935)
Muntz, Rolf	1991/1991	1	0	0	0	0	0	0	77.50	2	75	80	0	$0	
Murakami, Takashi	1976/1977	2	1	1	0	0	0	0	74.83	6	71	80	1	$3,300	37 (1976)
Murdaca, Antonio	2015/2015	1	0	0	0	0	0	0	75.50	2	73	78	0	$0	
Murphy, Bob	1966/1987	10	8	8	0	0	0	2	74.67	36	69	82	7	$14,795	13 (1971)
Myles, Reggie	1952/1952	1	0	1	0	0	0	0	78.00	4	75	80	0	$200	54 (1952)
Na, Kevin	2010/2017	7	4	4	0	0	0	2	73.64	22	66	85	5	$424,120	12 (2012, 2015)
Nagle, Kel	1960/1968	9	5	5	0	0	0	2	74.29	28	69	79	6	$8,750	15 (1965)
Nakajima, Tsuneyuki	1978/1995	11	6	6	0	0	2	3	73.62	34	67	81	10	$85,232	8 (1986)
Nakamura, Pete	1958/1958	1	1	1	0	0	0	0	75.25	4	73	76	0	$350	41 (1958)
Nakamura, Tohru	1980/1980	1	0	0	0	0	0	0	76.00	2	71	81	1	$1,500	
Nary, Bill	1948/1954	3	0	3	0	0	0	1	76.33	12	73	86	0	$400	25 (1951)

*Cut instituted in 1957

Overall - Player Summary

Player	First/Last Year	Tournaments Entered	*Cuts Made	72-Hole Finishes	Top 3	Top 5	Top 10	Top 25	Scoring Average	Rounds Played	Low Round	High Round	Rounds Under Par	Money Won	Best Finish
Neil, Bradley	2015/2015	1	0	0	0	0	0	0	78.50	2	78	79	0	$0	
Nelson, Byron	1935/1966	29	6	24	5	7	14	20	73.19	106	66	80	26	$91,187	1 (1937, 1942)
Nelson, Larry	1979/1992	14	9	9	0	1	3	3	73.38	45	66	79	13	$76,399	5 (1984)
Newcomb, William K.	1963/1963	1	0	0	0	0	0	0	79.00	2	77	81	0	$0	
Newman, Jack	2009/2009	1	0	0	0	0	0	0	74.00	2	72	76	0	$0	
Newton, Jack	1976/1981	5	2	2	1	1	1	2	73.57	14	68	83	5	$38,590	2 (1980)
Nichols, Bobby	1963/1976	12	11	11	1	2	3	7	72.98	46	67	80	14	$59,810	2 (1967)
Nicklaus, Jack	1959/2005	45	37	37	12	15	22	29	71.98	163	64	85	71	$902,359	1 (1963, 1965, 1966, 1972, 1975, 1986)
Nicolette, Mike	1983/1984	2	1	1	0	0	0	0	75.17	6	73	78	0	$3,470	44 (1983)
Niebrugge, Jordan	2014/2014	1	0	0	0	0	0	0	77.50	2	74	81	0	$0	
Niemann, Joaquin	2018/2018	1	0	0	0	0	0	0	76.50	2	76	77	0	$0	
Nieporte, Tom	1965/1965	1	1	1	0	0	0	0	73.25	4	71	75	1	$1,075	26 (1965)
Nobilo, Frank	1995/1998	4	2	2	0	1	1	1	74.42	12	69	81	3	$134,870	4 (1996)
Noh, Seung-Yul	2015/2015	1	1	1	0	0	0	0	72.25	4	70	74	1	$40,000	38 (2015)
Noren, Alex	2017/2018	2	0	0	0	0	0	0	76.25	4	74	79	0	$20,000	
Norman, Greg	1981/2009	23	17	17	6	8	9	12	72.31	80	63	82	37	$1,194,375	2 (1986, 1987, 1996)
Norman, Murray	1956/1957	2	0	0	0	0	0	0	76.00	4	74	78	0	$300	
Norris, Tim	1983/1983	1	0	0	0	0	0	0	75.00	2	75	75	0	$1,690	
North, Andy	1976/1990	13	9	9	0	0	0	3	73.80	44	66	86	11	$61,082	12 (1979)
Norville, Richard S.	1962/1962	1	0	0	0	0	0	0	78.00	2	76	80	0	$0	
Oberholser, Arron	2006/2008	3	3	3	0	0	0	2	74.17	12	69	84	4	$200,024	14 (2006)
O'Connor, Christy	1977/1977	1	0	0	0	0	0	0	78.50	2	78	79	0	$1,500	
Ogden, Bill	1954/1957	2	0	1	0	0	0	0	76.83	6	74	81	0	$550	60 (1954)
Ogden, Clay	2006/2006	1	0	0	0	0	0	0	79.50	2	76	83	0	$0	
Ogilvie, David	1934/1934	1	0	1	0	0	0	0	77.25	4	75	79	0	$0	38 (1934)
Ogilvie, Joe	2005/2006	2	1	1	0	0	0	1	73.50	6	70	77	1	$66,600	25 (2005)
Ogilvy, Geoff	2006/2015	8	8	8	0	1	1	5	72.28	32	67	81	14	$850,627	4 (2011)
Ogle, Brett	1993/1994	2	1	1	0	0	0	0	74.33	6	70	80	2	$5,750	50 (1993)
O'Grady, Mac	1986/1988	3	2	2	0	0	0	0	75.30	10	70	82	1	$10,200	30 (1988)
Ogrin, David	1984/1998	3	1	1	0	0	0	0	75.25	8	73	78	0	$12,200	45 (1984)
O'Hair, Sean	2006/2017	7	4	4	0	0	1	2	72.86	22	68	77	9	$438,343	10 (2009)
O'Hern, Nick	2005/2008	4	2	2	0	0	0	1	74.33	12	71	80	2	$131,200	19 (2006)
Olazabal, Jose Maria	1985/2018	29	18	18	4	5	8	13	72.61	94	66	81	38	$2,571,106	1 (1994, 1999)

*Cut instituted in 1957

Overall - Player Summary

Player	First/Last Year	Tournaments Entered	*Cuts Made	72-Hole Finishes	Top 3	Top 5	Top 10	Top 25	Scoring Average	Rounds Played	Low Round	High Round	Rounds Under Par	Money Won	Best Finish
Olesen, Thorbjorn	2013/2014	2	2	2	0	0	1	1	72.63	8	68	78	3	$305,972	6 (2013)
Oliver, Ed	1940/1960	9	2	9	1	1	2	6	73.97	36	67	83	7	$6,028	2 (1953)
Olson, Doug	1968/1968	1	0	0	0	0	0	0	76.00	2	74	78	0	$0	
O'Meara, Mark	1980/2018	34	19	19	1	2	3	11	73.54	106	67	82	31	$1,376,585	1 (1998)
Ono, Koichi	1958/1963	2	0	0	0	0	0	0	77.00	4	71	82	1	$950	
Onsham, Sukree	1970/1971	2	0	0	0	0	0	0	79.25	4	77	84	0	$2,000	
Oosterhuis, Peter	1971/1984	12	9	9	1	1	1	5	73.36	42	68	80	9	$37,289	3 (1973)
Oosthuizen, Louis	2009/2018	10	6	6	1	1	1	5	72.56	32	68	77	14	$1,570,400	2 (2012)
Oppermann, Steve	1966/1966	1	1	1	0	0	0	0	76.25	4	73	84	0	$1,125	50 (1966)
Orellana, Enrique	1964/1964	1	0	0	0	0	0	0	80.00	2	80	80	0	$700	
Ouimet, Francis	1941/1941	1	0	0	0	0	0	0	82.00	1	82	82	0	$0	
Overton, Jeff	2011/2011	1	1	1	0	0	0	0	72.75	4	72	74	0	$28,800	44 (2011)
Owen, Simon	1979/1979	1	0	0	0	0	0	0	74.50	2	74	75	0	$1,500	
Owens, John C.	1964/1964	1	0	0	0	0	0	0	80.00	2	79	81	0	$0	
Ozaki, Masashi	1972/2000	19	10	10	0	0	1	3	73.86	58	68	83	14	$120,364	8 (1973)
Ozaki, Naomichi	1990/2000	4	2	2	0	0	0	0	74.00	12	70	78	2	$18,540	33 (1990)
Paddock, Harold	1950/1951	2	0	2	0	0	0	0	78.25	8	75	80	0	$0	49 (1951)
Paletti, Joe	1934/1934	1	0	1	0	0	0	0	76.75	4	73	80	0	$0	36 (1934)
Palmer, Arnold	1955/2004	50	23	25	7	9	12	19	74.53	150	66	89	41	$309,013	1 (1958, 1960, 1962, 1964)
Palmer, Johnny	1942/1957	13	1	13	0	1	1	8	74.13	52	69	81	6	$4,205	4 (1949)
Palmer, Ray	1954/1954	1	0	1	0	0	0	0	79.75	4	77	84	0	$0	70 (1954)
Palmer, Ryan	2005/2015	5	3	3	0	0	1	1	72.88	16	69	77	6	$322,200	10 (2011)
Pampling, Rod	2005/2017	4	3	3	0	1	1	2	73.36	14	70	78	3	$390,100	5 (2005)
Parkin, Philip	1984/1984	1	0	0	0	0	0	0	75.50	2	73	78	0	$0	
Parks, Sam	1934/1962	16	0	10	0	0	0	4	77.52	52	70	86	2	$9,650	15 (1935)
Parnevik, Jesper	1997/2005	7	5	5	0	0	0	2	73.04	24	69	77	7	$182,320	20 (2001)
Parry, Craig	1990/2005	9	7	7	0	0	0	3	73.56	32	66	80	6	$189,407	13 (1992)
Parziale, Matt	2018/2018	1	0	0	0	0	0	0	80.00	2	79	81	0	$0	
Pate, Jerry	1975/1982	7	7	7	1	2	3	5	71.96	28	67	80	13	$76,775	3 (1982)
Pate, Steve	1988/2000	7	6	6	1	2	3	3	72.42	26	65	78	9	$310,892	3 (1991)
Patton, Christopher L.	1990/1990	1	1	1	0	0	0	0	74.00	4	71	78	1	$0	39 (1990)
Patton, William J.	1954/1966	13	5	8	1	1	3	5	74.93	42	69	83	8	$0	3 (1954)
Paulson, Dennis	2000/2001	2	1	1	0	0	0	1	72.50	6	68	76	1	$85,500	14 (2000)
Pavin, Corey	1982/2000	16	13	13	1	1	3	8	73.07	58	66	81	20	$386,136	3 (1992)
Pearce, Eddie	1972/1976	2	1	1	0	0	0	0	74.83	6	71	79	2	$1,950	28 (1976)
Peck, Michael H.	1979/1979	1	0	0	0	0	0	0	76.50	2	75	78	0	$0	

*Cut instituted in 1957

Overall - Player Summary

Player	First/Last Year	Tournaments Entered	*Cuts Made	72-Hole Finishes	Top 3	Top 5	Top 10	Top 25	Scoring Average	Rounds Played	Low Round	High Round	Rounds Under Par	Money Won	Best Finish
Peete, Calvin	1980/1987	8	8	8	0	0	0	4	73.16	32	66	87	13	$48,750	11 (1986)
Pelissier, Albert	1952/1952	1	0	0	0	0	0	0	79.00	2	78	80	0	$200	
Penna, Toney	1938/1951	11	0	10	0	0	3	8	74.74	43	70	84	7	$1,117	8 (1947)
Peoples, David	1992/1993	2	2	2	0	0	0	0	73.63	8	71	78	2	$7,490	52 (1993)
Perelli, John	1934/1934	1	0	1	0	0	0	0	78.25	4	77	79	0	$0	46 (1934)
Perez, Pat	2003/2018	4	2	2	0	0	0	1	74.67	12	70	79	2	$190,700	18 (2017)
Perkins, Phil	1934/1935	2	0	2	0	0	0	0	75.25	8	71	78	1	$0	28 (1935)
Perks, Craig	2002/2004	3	0	0	0	0	0	0	76.00	6	71	81	1	$15,000	
Pernice, Tom	1990/2007	3	2	2	0	0	0	2	73.70	10	71	79	2	$152,980	17 (2007)
Perry, Chris	1984/2001	4	3	3	0	0	0	1	73.43	14	68	80	2	$117,780	14 (2000)
Perry, Kenny	1992/2010	10	5	5	1	1	1	2	73.00	30	67	78	11	$861,900	2 (2009)
Perry, Sam	1934/1934	1	0	1	0	0	0	0	79.75	4	77	81	0	$0	54 (1934)
Persons, Peter	1986/1986	1	0	0	0	0	0	0	76.50	2	76	77	0	$0	
Peterson, John	2013/2013	1	1	1	0	0	0	0	75.50	4	71	80	1	$17,760	60 (2013)
Petrovic, Tim	2004/2004	1	1	1	0	0	0	0	75.00	4	72	78	0	$27,950	41 (2004)
Pettersson, Carl	2006/2013	5	3	3	0	0	0	0	75.31	16	70	81	1	$103,960	27 (2006)
Pfeil, Mark	1974/1981	2	0	0	0	0	0	0	75.25	4	74	77	0	$1,500	
Phillips, Frank	1958/1962	2	0	0	0	0	0	0	77.25	4	72	83	0	$750	
Picard, Henry	1934/1970	29	2	19	1	2	6	12	74.74	91	67	83	16	$41,559	1 (1938)
Pierce, Clifton W.	1984/1984	1	0	0	0	0	0	0	75.00	2	73	77	0	$0	
Piercy, Scott	2013/2017	3	2	2	0	0	0	0	74.40	10	69	79	2	$96,320	29 (2016)
Pieters, Thomas	2017/2018	2	1	1	0	1	1	1	72.33	6	68	78	2	$494,000	4 (2017)
Pinero, Manuel	1978/1978	1	0	0	0	0	0	0	75.00	2	72	78	0	$1,500	
Pittman, Jerry	1963/1969	3	1	1	0	0	1	1	73.50	8	69	79	3	$5,060	7 (1968)
Platts, Lionel	1966/1966	1	0	0	0	0	0	0	79.50	2	79	80	0	$1,000	
Player, Gary	1957/2009	52	30	30	6	8	15	22	73.54	164	64	88	51	$413,162	1 (1961, 1974, 1978)
Ploujoux, Philippe	1982/1983	2	0	0	0	0	0	0	82.00	4	81	84	0	$0	
Podolak, Michael E.	1986/1986	1	0	0	0	0	0	0	78.00	2	74	82	0	$0	
Pohl, Dan	1982/1989	7	6	6	1	1	2	3	72.85	26	67	81	9	$83,275	2 (1982)
Points, D. A.	2011/2014	3	1	1	0	0	0	0	73.75	8	72	78	0	$52,000	38 (2013)
Pooley, Don	1981/1991	8	7	7	0	1	1	3	73.47	30	67	80	8	$77,067	5 (1988)
Porteous, Garrick	2014/2014	1	0	0	0	0	0	0	78.00	2	76	80	0	$0	
Pose, Martin	1940/1941	2	0	2	0	0	0	0	75.13	8	72	77	0	$0	29 (1941)
Pott, Johnny	1961/1969	9	7	7	0	0	0	4	73.66	32	68	78	8	$10,298	13 (1964)
Potter, Jr., Ted	2013/2018	2	0	0	0	0	0	0	75.00	4	73	78	0	$20,000	
Poulter, Ian	2004/2018	13	12	12	0	0	3	7	72.56	50	67	82	18	$1,364,616	6 (2015)

*Cut instituted in 1957

Overall - Player Summary

Player	First/Last Year	Tournaments Entered	*Cuts Made	72-Hole Finishes	Top 3	Top 5	Top 10	Top 25	Scoring Average	Rounds Played	Low Round	High Round	Rounds Under Par	Money Won	Best Finish
Price, Nick	1984/2005	20	13	13	0	1	4	11	73.06	66	63	82	19	$744,835	5 (1986)
Price, Phillip	2004/2004	1	1	1	0	0	0	0	74.00	4	71	76	1	$35,913	35 (2004)
Pride, Dicky	1995/1995	1	0	0	0	0	0	0	76.00	2	73	79	0	$1,500	
Pruitt, Dillard	1992/1993	2	1	1	0	0	0	1	72.17	6	68	76	3	$28,000	13 (1992)
Puga, Greg	2001/2001	1	0	0	0	0	0	0	78.00	2	76	80	0	$0	
Purdy, Ted	2005/2006	2	1	1	0	0	0	0	74.67	6	71	78	1	$45,512	32 (2006)
Purtzer, Tom	1977/1992	8	6	6	0	0	0	2	73.57	28	69	78	7	$29,530	24 (1989)
Pyman, Iain	1994/1994	1	0	0	0	0	0	0	80.50	2	79	82	0	$0	
Quick, Smiley	1952/1952	1	0	1	0	0	0	0	75.75	4	73	79	0	$267	27 (1952)
Quigley, Brett	2007/2007	1	1	1	0	0	0	0	76.50	4	75	79	0	$17,220	51 (2007)
Quinney, Jeff	2001/2001	1	0	0	0	0	0	0	78.00	2	76	80	0	$0	
Quiros, Alvaro	2009/2012	4	1	1	0	0	0	0	74.50	10	65	78	1	$84,400	27 (2011)
Rafferty, Ronan	1990/1991	2	1	1	0	0	0	1	72.83	6	69	76	1	$22,150	14 (1990)
Ragan, Dave	1958/1965	6	6	6	0	0	0	2	74.17	24	70	78	1	$4,475	25 (1960, 1962)
Rahm, Jon	2017/2018	2	2	2	0	1	1	1	71.00	8	65	75	4	$606,100	4 (2018)
Ramsay, Richie	2007/2007	1	0	0	0	0	0	0	78.00	2	76	80	0	$0	
Randolph, Sam W.	1985/1988	3	2	2	0	0	0	1	73.50	10	70	78	1	$1,500	18 (1985)
Ransom, Henry	1941/1958	5	1	2	0	0	0	2	74.91	11	72	79	0	$1,229	21 (1957)
Rassett, Joseph E.	1980/1980	1	0	0	0	0	0	0	73.50	2	73	74	0	$0	
Reasor, Mike	1975/1975	1	0	0	0	0	0	0	74.50	2	74	75	0	$1,250	
Reavie, Chez	2002/2018	4	1	1	0	0	0	0	76.20	10	71	86	1	$46,400	53 (2018)
Rebmann, Eric	1988/1988	1	0	0	0	0	0	0	78.00	2	77	79	0	$0	
Redman, Doc	2018/2018	1	0	0	0	0	0	0	76.50	2	76	77	0	$0	
Reed, Patrick	2014/2018	5	3	3	1	1	1	2	72.75	16	66	79	6	$2,120,300	1 (2018)
Reframe, Dean	1964/1976	3	2	2	0	0	0	0	75.10	10	72	79	0	$3,725	30 (1964)
Regalado, Victor	1975/1979	2	2	2	0	0	0	0	73.00	8	71	76	1	$3,925	30 (1975)
Reid, Mike	1981/1990	4	1	1	0	0	1	1	74.00	10	71	78	2	$44,500	6 (1989)
Renner, Jack	1980/1986	7	6	6	0	0	0	4	72.96	26	67	79	9	$37,045	11 (1984)
Revolta, Johnny	1934/1962	21	0	15	0	0	0	6	76.42	72	70	84	5	$4,250	13 (1935, 1937, 1952)
Richardson, Steven	1992/1992	1	1	1	0	0	0	0	71.25	4	69	75	3	$8,717	31 (1992)
Riddell, John	1937/1937	1	0	1	0	0	0	0	80.25	4	79	82	0	$0	41 (1937)
Ridley, Fred S.	1976/1978	3	0	0	0	0	0	0	79.50	6	76	84	0	$0	
Riegel, Robert	1936/1936	1	0	1	0	0	0	0	79.75	4	74	84	0	$0	44 (1936)
Riegel, Skee	1947/1957	11	1	11	1	1	1	5	74.45	44	68	80	6	$4,205	2 (1951)
Riley, Chris	2003/2005	3	3	3	0	0	0	1	75.08	12	70	78	3	$103,250	23 (2003)

*Cut instituted in 1957

Overall - Player Summary

Player	First/Last Year	Tournaments Entered	*Cuts Made	72-Hole Finishes	Top 3	Top 5	Top 10	Top 25	Scoring Average	Rounds Played	Low Round	High Round	Rounds Under Par	Money Won	Best Finish
Rinker, Larry	1983/1986	2	0	0	0	0	0	0	77.50	4	73	81	0	$3,000	
Robbins, Hillman	1955/1958	4	1	3	0	0	0	2	76.21	14	72	84	0	$0	17 (1956)
Roberts, Loren	1991/2003	9	6	6	1	2	2	4	73.07	30	68	85	8	$457,255	3 (2000)
Rocca, Costantino	1994/1998	4	2	2	0	1	1	1	74.25	12	69	81	4	$116,500	5 (1997)
Rodgers, Phil	1958/1975	11	6	6	0	0	1	5	74.12	34	68	79	3	$13,685	7 (1974)
Rodriguez, Juan	1961/1982	14	9	9	0	0	2	4	73.72	46	68	80	9	$21,442	10 (1970, 1973)
Roe, Mark	1996/1996	1	0	0	0	0	0	0	76.50	2	74	79	0	$1,500	
Rogers, Bill	1978/1986	8	4	4	0	0	0	0	74.29	24	68	80	6	$32,309	29 (1978)
Rollins, John	2003/2010	5	2	2	0	0	0	1	75.00	14	71	80	2	$127,550	20 (2007)
Romero, Andres	2008/2009	2	2	2	0	0	1	1	73.13	8	69	77	2	$236,700	8 (2008)
Romero, Eduardo	2001/2004	3	1	1	0	0	0	0	74.50	8	73	77	0	$40,550	39 (2004)
Rosburg, Bob	1948/1972	17	9	12	0	1	3	7	74.51	59	68	83	7	$20,195	4 (1955)
Rose, Clarence	1997/1997	1	1	1	0	0	0	0	75.25	4	73	79	0	$9,720	43 (1997)
Rose, Justin	2003/2018	13	13	13	2	3	5	11	71.73	52	67	81	29	$3,613,015	2 (2015, 2017)
Rossi, Ricardo	1953/1953	1	0	1	0	0	0	0	77.00	4	72	81	0	$200	55 (1953)
Rudolph, Mason	1958/1974	14	8	8	0	1	2	7	73.30	44	66	81	10	$25,020	4 (1965)
Ruiz, Leopoldo	1962/1965	2	0	0	0	0	0	0	76.25	4	73	82	0	$1,300	
Rule, Jack	1964/1964	1	0	0	0	0	0	0	76.00	2	71	81	1	$700	
Rummells, David	1989/1990	2	1	1	0	0	0	0	74.17	6	71	77	1	$8,400	31 (1989)
Runyan, Paul	1934/1960	12	1	10	2	4	5	8	73.34	44	67	79	11	$8,950	3 (1934, 1942)
Ryan, Jack	1941/1942	2	0	2	0	0	0	1	75.25	8	71	83	1	$0	17 (1941)
Sabbatini, Rory	2001/2012	10	3	3	1	1	1	2	73.96	26	67	80	4	$683,482	2 (2007)
Sala, Miguel J.	1961/1964	4	1	1	0	0	0	0	76.60	10	74	81	0	$2,200	38 (1961)
Sander, William K.	1977/1977	1	1	1	0	0	0	0	74.75	4	69	80	1	$0	49 (1977)
Sanders, Doug	1957/1973	11	10	10	0	1	1	5	73.57	42	68	83	10	$18,342	4 (1966)
Sang, Hahn Chang	1973/1973	1	0	0	0	0	0	0	76.00	2	75	77	0	$1,000	
Santilli, Angelo	1954/1954	1	0	1	0	0	0	0	79.25	4	75	82	0	$0	68 (1954)
Sanudo, Cesar	1966/1973	2	1	1	0	0	0	0	76.33	6	72	81	0	$1,675	43 (1973)
Sarazen, Gene	1935/1973	34	2	17	2	3	4	10	75.76	98	66	88	12	$56,877	1 (1935)
Sargent, George	1934/1956	6	0	2	0	0	0	0	79.00	9	76	82	0	$2,450	50 (1934)
Sauers, Gene	1987/1993	3	2	2	0	0	0	0	74.00	10	71	79	2	$15,675	33 (1987)
Saxton, Reinier	2009/2009	1	0	0	0	0	0	0	73.50	2	72	75	0	$0	
Schauffele, Xander	2018/2018	1	1	1	0	0	0	0	74.00	4	71	78	1	$27,720	50 (2018)
Scherrer, Tom	2001/2001	1	1	1	0	0	0	1	71.25	4	70	73	3	$49,280	25 (2001)

*Cut instituted in 1957

Overall - Player Summary

Player	First/Last Year	Tournaments Entered	*Cuts Made	72-Hole Finishes	Top 3	Top 5	Top 10	Top 25	Scoring Average	Rounds Played	Low Round	High Round	Rounds Under Par	Money Won	Best Finish
Schlee, John	1971/1978	5	5	5	0	0	1	1	73.50	20	68	82	6	$12,642	8 (1977)
Schmitz, Sammy	2016/2016	1	0	0	0	0	0	0	78.00	2	75	81	0	$0	
Schneiter, George	1946/1956	4	0	4	0	0	0	1	75.69	16	70	82	1	$513	13 (1946)
Schoux, George	1947/1947	1	0	1	0	0	0	0	74.75	4	71	78	1	$0	38 (1947)
Schroeder, John	1974/1983	3	1	1	0	0	0	1	75.50	8	70	79	2	$5,775	24 (1982)
Schulz, Ted	1990/1993	4	2	2	0	0	1	1	73.08	12	68	78	3	$53,646	6 (1992)
Schutte, Warren	1993/1993	1	0	0	0	0	0	0	76.00	2	73	79	0	$0	
Schwartz, W. J.	1934/1935	2	0	2	0	0	0	1	75.75	8	71	81	1	$0	18 (1934)
Schwartzel, Charl	2010/2018	9	6	6	2	2	2	3	72.43	30	66	78	11	$2,379,563	1 (2011)
Scott, Adam	2002/2018	17	15	15	2	2	5	9	72.39	64	66	80	24	$3,487,427	1 (2013)
Scott, Steve	1997/1997	1	0	0	0	0	0	0	78.50	2	78	79	0	$0	
Scott, Sydney	1962/1962	1	0	0	0	0	0	0	75.50	2	75	76	0	$400	
Segura, Juan	1951/1951	1	0	1	0	0	0	0	78.25	4	72	82	0	$0	50 (1951)
Selby, Jack	1948/1948	1	0	1	0	0	0	0	80.25	4	76	84	0	$0	54 (1948)
Senden, John	2008/2015	6	3	3	0	0	1	1	73.17	18	68	80	5	$345,200	8 (2014)
Senior, Peter	1990/1990	1	1	1	0	0	0	0	74.25	4	72	77	0	$4,867	42 (1990)
Serafin, Felix	1937/1947	8	0	8	0	0	1	6	74.75	32	69	85	5	$325	6 (1938)
Sharma, Shubhankar	2018/2018	1	0	0	0	0	0	0	75.50	2	74	77	0	$10,000	
Shaw, Bob	1973/1973	1	0	0	0	0	0	0	76.00	2	74	78	0	$1,000	
Shaw, Tom	1971/1971	1	1	1	0	0	0	0	74.25	4	70	77	1	$1,675	36 (1971)
Shearer, Bob	1976/1983	4	3	3	0	0	0	0	74.54	13	67	82	2	$7,075	35 (1977)
Sheppard, Charles	1958/1958	1	0	0	0	0	0	0	81.00	2	79	83	0	$350	
Sherry, Gordon	1996/1996	1	0	0	0	0	0	0	77.50	2	77	78	0	$0	
Shields, Bill	1951/1951	1	0	1	0	0	0	0	78.25	4	76	82	0	$0	50 (1951)
Shute, Denny	1934/1962	25	0	17	0	1	1	8	76.02	86	68	89	9	$9,550	5 (1935)
Siderowf, Richard L.	1967/1978	8	3	3	0	0	0	0	76.55	22	69	82	2	$0	46 (1969, 1976)
Sieckmann, Tom	1989/1991	2	0	0	0	0	0	0	75.50	4	72	79	0	$3,000	
Sigel, R. Jay	1978/1988	11	4	4	0	0	0	0	75.13	30	71	83	3	$0	26 (1980)
Sikes, Dan	1963/1975	10	8	8	0	1	1	5	73.25	36	67	82	13	$19,715	5 (1965)
Sikes, Richard H.	1962/1970	7	4	4	0	0	0	0	75.86	22	70	80	1	$4,650	39 (1966)
Sills, Tony	1986/1990	2	1	1	0	0	0	0	74.00	6	71	77	1	$5,350	36 (1986)
Silverio, Luis F.	1966/1967	2	1	1	0	0	0	0	77.67	6	76	84	0	$0	61 (1966)
Simons, Jim	1971/1983	9	5	5	0	0	0	4	74.43	28	69	83	7	$21,675	15 (1981, 1982)
Simpson, Scott	1981/1998	15	12	12	0	0	1	6	73.04	54	67	79	15	$184,591	7 (1990)
Simpson, Tim	1985/1991	6	1	1	0	0	0	1	75.43	14	70	80	1	$16,628	18 (1985)

*Cut instituted in 1957

Overall - Player Summary

Player	First/Last Year	Tournaments Entered	*Cuts Made	72-Hole Finishes	Top 3	Top 5	Top 10	Top 25	Scoring Average	Rounds Played	Low Round	High Round	Rounds Under Par	Money Won	Best Finish
Simpson, Webb	2012/2018	7	4	4	0	0	0	1	73.27	22	67	78	5	$320,550	20 (2018)
Sindelar, Joey	1985/1993	7	5	5	0	0	0	0	73.92	24	69	81	5	$32,502	27 (1993)
Singh, Jeev Milkha	2007/2009	3	2	2	0	0	0	1	74.00	10	71	79	2	$95,644	25 (2008)
Singh, Vijay	1994/2018	25	19	19	1	2	6	11	72.85	88	65	82	33	$2,583,118	1 (2000)
Sjoland, Patrik	1999/1999	1	0	0	0	0	0	0	75.50	2	75	76	0	$5,000	
Slocum, Heath	2008/2011	3	2	2	0	0	0	1	72.80	10	69	77	3	$146,875	18 (2010)
Sluman, Jeff	1988/2007	17	15	15	0	1	3	7	73.25	64	65	82	20	$468,324	4 (1992)
Smith, Al	1948/1949	2	0	2	0	0	0	1	74.88	8	73	78	0	$138	16 (1948)
Smith, Cameron	2016/2018	2	2	2	0	1	1	1	72.75	8	66	82	3	$409,775	5 (2018)
Smith, Charles B.	1962/1965	4	0	0	0	0	0	0	76.38	8	73	80	0	$0	
Smith, Horton	1934/1963	27	0	20	2	3	3	11	76.33	94	67	92	11	$8,023	1 (1934, 1936)
Smith, MacDonald	1934/1934	1	0	1	0	0	1	1	73.00	4	70	74	1	$175	7 (1934)
Smith, Nathan	2004/2013	4	0	0	0	0	0	0	75.75	8	72	78	0	$0	
Snead, J. C.	1972/1988	13	9	9	1	1	2	5	73.25	44	68	79	10	$57,692	2 (1973)
Snead, Sam	1937/1983	44	14	31	8	9	15	26	73.30	146	67	83	40	$115,082	1 (1949, 1952, 1954)
Snedeker, Brandt	2004/2017	10	8	8	1	1	3	5	72.56	36	68	80	14	$1,306,560	3 (2008)
Sneed, Ed	1974/1983	7	4	4	1	1	1	2	73.09	22	67	81	7	$40,320	2 (1979)
Somerville, C. Ross	1934/1938	2	0	2	0	0	0	0	77.38	8	71	82	1	$0	36 (1938)
Sonnier, Randy	1985/1986	2	0	0	0	0	0	0	77.50	4	75	81	0	$0	
Sota, Ramon	1964/1972	6	4	4	0	0	1	1	74.35	20	70	79	3	$9,125	6 (1965)
Souchak, Frank	1954/1954	1	0	0	0	0	0	0	90.00	1	90	90	0	$0	
Souchak, Mike	1955/1966	12	9	11	0	2	3	8	73.39	46	69	80	10	$14,968	4 (1955)
Souza, Stan K. M.	1977/1977	1	0	0	0	0	0	0	79.00	2	75	83	0	$0	
Spears, Herschel	1949/1950	2	0	2	0	0	0	0	75.75	8	70	79	1	$0	27 (1950)
Spears, Richard A.	1971/1971	1	0	0	0	0	0	0	77.00	2	75	79	0	$0	
Spieth, Jordan	2014/2018	5	5	5	4	4	4	5	70.05	20	64	75	13	$4,453,200	1 (2015)
Spray, J. Steve	1961/1969	3	1	1	0	0	0	0	75.88	8	72	80	0	$1,400	43 (1969)
Springer, Mike	1995/1995	1	0	0	0	0	0	0	78.50	2	77	80	0	$1,500	
Stadler, Craig	1974/2014	38	21	21	2	2	5	9	73.94	118	66	82	30	$561,651	1 (1982)
Stadler, Kevin	2014/2015	2	1	1	0	0	1	1	73.17	6	70	77	1	$244,000	8 (2014)
Stahl, Walter	1964/1964	1	0	0	0	0	0	0	79.50	2	79	80	0	$0	
Stallings, Scott	2012/2014	2	1	1	0	0	0	0	74.17	6	70	80	2	$66,800	27 (2012)
Standly, Mike	1993/1994	2	1	1	0	0	0	0	76.17	6	69	79	1	$8,900	41 (1994)
Stankowski, Paul	1996/1998	3	2	2	0	1	1	1	73.30	10	68	80	3	$118,820	5 (1997)
Stanley, Kyle	2012/2018	2	1	1	0	0	0	0	74.67	6	72	76	0	$37,060	52 (2018)

*Cut instituted in 1957

Overall - Player Summary

Player	First/Last Year	Tournaments Entered	*Cuts Made	72-Hole Finishes	Top 3	Top 5	Top 10	Top 25	Scoring Average	Rounds Played	Low Round	High Round	Rounds Under Par	Money Won	Best Finish
Stanton, Bob	1967/1967	1	0	0	0	0	0	0	79.00	2	78	80	0	$1,000	
Steele, Brendan	2012/2018	3	1	1	0	0	0	0	74.75	8	69	80	1	$98,100	27 (2017)
Stenson, Henrik	2006/2018	13	9	9	0	1	1	7	73.14	44	68	83	15	$1,192,375	5 (2018)
Sterne, Richard	2008/2013	3	2	2	0	0	0	2	72.80	10	70	75	1	$120,884	25 (2008, 2013)
Stevens, C.G.	1934/1934	1	0	0	0	0	0	0	81.50	2	81	82	0	$0	
Stewart, Earl	1952/1955	4	0	4	0	0	0	2	75.25	16	70	80	2	$1,335	16 (1953)
Stewart, Payne	1983/1999	14	11	11	0	0	2	6	73.40	50	68	78	16	$138,083	8 (1986)
Still, Ken	1967/1972	5	4	4	0	0	1	1	73.89	18	69	77	3	$11,350	6 (1971)
Stockton, Dave	1969/1981	12	10	10	1	2	4	6	72.43	44	66	79	14	$64,777	2 (1974)
Stonehouse, R. S.	1934/1935	2	0	2	0	0	0	1	75.50	8	70	80	1	$0	16 (1934)
Storm, Graeme	2000/2000	1	0	0	0	0	0	0	79.50	2	76	83	0	$0	
Strafaci, Frank	1938/1950	2	0	1	0	0	0	0	79.14	7	74	84	0	$0	58 (1950)
Stranahan, Frank	1946/1959	13	1	11	1	1	1	8	74.29	48	68	79	7	$2,193	2 (1947)
Strange, Curtis	1975/1996	20	14	14	1	1	4	10	72.70	67	65	80	25	$267,916	2 (1985)
Strawn, David	1974/1974	1	0	0	0	0	0	0	76.00	2	75	77	0	$0	
Streb, Robert	2015/2016	2	0	0	0	0	0	0	78.00	4	75	81	0	$20,000	
Streck, Ron	1979/1982	3	1	1	0	0	0	0	75.00	8	73	78	0	$5,300	32 (1982)
Streelman, Kevin	2011/2016	5	3	3	0	0	0	1	73.50	16	70	79	6	$306,700	12 (2015)
Stricker, Steve	1996/2017	16	11	11	0	0	2	6	72.85	54	66	80	18	$1,108,476	6 (2009)
Stuard, Brian	2017/2017	1	1	1	0	0	0	0	73.50	4	70	77	1	$52,938	36 (2017)
Stuart, James P.	1991/1992	2	0	0	0	0	0	0	77.75	4	72	81	0	$0	
Sugimoto, Hideyo	1967/1968	2	1	1	0	0	0	0	73.83	6	71	76	1	$2,375	35 (1968)
Sullivan, Andy	2016/2017	2	1	1	0	0	0	0	75.83	6	71	80	1	$43,000	48 (2017)
Sullivan, Mike	1981/1995	3	2	2	0	0	0	0	74.20	10	72	78	0	$6,425	35 (1981)
Summerhays, Daniel	2017/2017	1	1	1	0	0	0	0	74.25	4	73	75	0	$36,300	46 (2017)
Sutherland, Kevin	2002/2009	3	2	2	0	0	0	0	73.70	10	69	78	3	$63,225	33 (2003)
Sutton, Hal	1980/2002	17	5	5	0	0	1	1	74.60	42	69	82	9	$185,402	10 (2000)
Suzuki, Norio	1981/1981	1	1	1	0	0	0	0	75.00	4	74	77	0	$1,500	45 (1981)
Swafford, Hudson	2017/2017	1	0	0	0	0	0	0	76.50	2	76	77	0	$10,000	
Sweeny, Robert	1936/1961	12	0	8	0	0	0	0	77.71	38	72	87	0	$0	34 (1953)
Sweetser, Jess	1934/1955	9	0	4	0	0	0	0	78.63	24	73	89	0	$0	29 (1939)
Szwedko, Andrew	1941/1941	1	0	1	0	0	0	0	79.75	4	78	81	0	$0	47 (1941)
Tailer, Tommy	1938/1940	3	0	3	0	0	0	2	75.00	12	69	80	2	$0	18 (1938)
Taniguchi, Toru	2002/2008	3	0	0	0	0	0	0	74.67	6	70	80	2	$20,000	
Tanihara, Hideto	2007/2017	3	0	0	0	0	0	0	80.00	4	76	85	0	$15,000	

*Cut instituted in 1957

Overall - Player Summary

Player	First/Last Year	Tournaments Entered	*Cuts Made	72-Hole Finishes	Top 3	Top 5	Top 10	Top 25	Scoring Average	Rounds Played	Low Round	High Round	Rounds Under Par	Money Won	Best Finish
Tataurangi, Phil	2003/2003	1	1	1	0	0	0	0	74.25	4	70	78	1	$27,000	39 (2003)
Taylor, Frank M.	1957/1961	5	2	2	0	0	0	2	75.50	14	69	83	2	$0	13 (1957)
Taylor, James W.	1990/1990	1	0	0	0	0	0	0	80.50	2	78	83	0	$0	
Taylor, Vaughn	2006/2016	4	1	1	0	0	1	1	74.60	10	71	77	1	$200,000	10 (2007)
Tennyson, Brian	1991/1991	1	1	1	0	0	0	0	73.25	4	67	78	1	$3,200	53 (1991)
Tentis, David M.	1984/1984	1	0	0	0	0	0	0	76.00	2	74	78	0	$0	
Tewell, Doug	1980/1989	6	2	2	0	0	0	1	75.44	16	68	85	3	$26,025	14 (1988)
Thomas, David C.	1959/1967	4	2	2	0	0	0	0	75.25	12	71	81	1	$3,300	30 (1959)
Thomas, Jeffrey	1994/1994	1	0	0	0	0	0	0	78.00	2	78	78	0	$0	
Thomas, Justin	2016/2018	3	3	3	0	0	0	2	72.67	12	67	78	5	$322,100	17 (2018)
Thompson, Alvie	1963/1963	1	1	1	0	0	0	0	74.25	4	71	79	1	$750	28 (1963)
Thompson, Joe	1939/1939	1	0	1	0	0	0	0	80.50	4	78	84	0	$0	43 (1939)
Thompson, Leonard	1974/1990	5	3	3	0	0	1	2	73.19	16	68	80	3	$15,900	7 (1979)
Thompson, Martin S.	1983/1983	1	0	0	0	0	0	0	76.00	2	76	76	0	$0	
Thompson, Michael	2008/2013	2	1	1	0	0	0	1	73.50	6	67	79	2	$56,040	25 (2013)
Thomson, Jimmy	1935/1946	9	0	9	0	0	2	7	74.25	36	70	81	7	$575	6 (1937)
Thomson, Peter	1953/1969	8	4	6	0	1	1	5	73.76	29	68	78	3	$7,171	5 (1957)
Thorpe, Jim	1982/1988	6	3	3	0	0	0	1	74.81	16	71	88	2	$19,661	18 (1985)
Tiso, Pat	1935/1935	1	0	1	0	0	0	0	76.75	4	75	81	0	$0	51 (1935)
Toda, Torchy	1936/1936	1	0	1	0	0	0	0	76.25	4	74	81	0	$0	29 (1936)
Todd, Brendon	2015/2015	1	0	0	0	0	0	0	75.50	2	71	80	1	$10,000	
Todd, Harry	1947/1953	5	0	5	0	0	1	1	75.25	20	67	81	3	$550	8 (1948)
Tolles, Tommy	1997/1998	2	1	1	1	1	1	1	72.33	6	67	76	1	$188,600	3 (1997)
Tolley, David T.	1983/1983	1	0	0	0	0	0	0	75.50	2	74	77	0	$0	
Toms, David	1998/2013	15	11	11	0	0	3	6	73.19	52	64	80	12	$963,691	6 (1998)
Torrance, Sam	1985/1997	4	3	3	0	0	0	0	74.29	14	71	80	1	$29,105	31 (1985)
Torza, Felice	1948/1954	3	0	3	0	0	0	0	75.33	12	72	79	0	$450	29 (1953)
Toski, Bob	1951/1957	5	0	4	0	0	0	2	75.56	18	71	80	2	$1,508	18 (1951)
Townsend, Peter M.	1969/1969	1	1	1	0	0	0	0	74.50	4	71	79	1	$1,400	42 (1969)
Trahan, D. J.	2001/2009	3	1	1	0	0	0	0	74.88	8	72	78	0	$35,500	44 (2009)
Travieso, Raul	1968/1969	2	0	0	0	0	0	0	75.50	4	74	76	0	$2,000	
Trevino, Lee	1968/1991	20	17	17	0	0	2	8	73.55	74	67	83	21	$84,309	10 (1975, 1985)
Tringale, Cameron	2015/2015	1	1	1	0	0	0	0	72.25	4	69	75	2	$40,000	38 (2015)
Triplett, Kirk	1996/2005	7	4	4	0	0	2	3	73.09	22	68	82	8	$517,653	6 (2001, 2004)
Trombley, Bill	1953/1953	1	0	1	0	0	0	0	77.75	4	75	79	0	$200	59 (1953)

*Cut instituted in 1957

Overall - Player Summary

Player	First/Last Year	Tournaments Entered	*Cuts Made	72-Hole Finishes	Top 3	Top 5	Top 10	Top 25	Scoring Average	Rounds Played	Low Round	High Round	Rounds Under Par	Money Won	Best Finish
Tryba, Ted	1996/2000	2	0	0	0	0	0	0	75.75	4	72	81	0	$6,500	
Turner, Ted	1936/1936	1	0	1	0	0	0	0	77.50	4	75	80	0	$0	38 (1936)
Turnesa, Jim	1946/1962	14	2	10	0	1	1	2	75.52	48	70	83	4	$7,070	4 (1949)
Turnesa, Joe	1934/1936	3	0	2	0	0	1	1	75.90	10	71	82	1	$138	9 (1935)
Turnesa, Mike	1934/1949	3	0	3	0	0	0	1	75.67	12	72	80	0	$0	25 (1935)
Turnesa, William P.	1934/1940	3	0	3	0	0	0	0	76.75	12	70	81	1	$0	26 (1939)
Tuten, William H.	1984/1984	1	0	0	0	0	0	0	77.50	2	75	80	0	$0	
Tutwiler, Ed	1965/1968	3	1	1	0	0	0	0	76.63	8	73	82	0	$0	54 (1966)
Tway, Bob	1981/2004	13	6	6	0	0	1	2	74.08	38	67	78	5	$168,755	8 (1986)
Twiggs, Greg	1989/1989	1	1	1	0	0	0	0	75.00	4	70	79	1	$3,900	43 (1989)
Twitty, Howard	1980/1994	4	4	4	0	0	0	1	73.69	16	70	81	3	$32,925	17 (1993)
Uihlein, Peter	2011/2011	1	0	0	0	0	0	0	74.50	2	72	77	0	$0	
Updegraff, Edgar R.	1962/1970	6	1	1	0	0	0	0	76.08	12	73	82	0	$0	44 (1966)
Urzetta, Sam	1951/1957	4	1	4	0	0	0	2	75.44	16	72	82	0	$1,035	12 (1956)
Van de Velde, Jean	2000/2000	1	1	1	0	0	0	1	72.75	4	70	76	2	$53,820	19 (2000)
Van Donck, Flory	1958/1958	1	1	1	0	0	0	0	74.50	4	70	79	1	$350	32 (1958)
Van Pelt, Bo	2005/2013	4	3	3	0	0	1	3	71.93	14	64	76	6	$458,920	8 (2011)
Veech, Tom	1951/1951	1	0	0	0	0	0	0	78.67	3	77	80	0	$0	
Vegas, Jhonattan	2011/2018	3	1	1	0	0	0	0	74.13	8	69	78	1	$66,200	38 (2018)
Venturi, Ken	1954/1969	14	9	11	2	3	4	9	73.58	50	66	83	12	$41,536	2 (1956, 1960)
Verplank, Scott	1985/2012	15	8	8	0	0	1	4	74.13	46	68	79	9	$605,640	8 (2003)
Verwey, Bob	1967/1967	1	0	0	0	0	0	0	76.00	2	73	79	0	$1,000	
Vickers, James W.	1966/1966	1	0	0	0	0	0	0	77.00	2	72	82	0	$0	
Villegas, Camilo	2007/2015	6	3	3	0	0	0	1	74.06	18	69	85	5	$231,420	13 (2009)
Vincent, Jimmy	1934/1934	1	0	1	0	0	0	0	79.75	4	77	82	0	$0	54 (1934)
Vines, Ellsworth	1947/1949	3	0	3	0	0	0	1	74.58	12	71	77	2	$0	24 (1947)
Vogel, T. J.	2013/2013	1	0	0	0	0	0	0	76.00	2	75	77	0	$0	
Voges, Mitchell C.	1992/1992	1	0	0	0	0	0	0	74.00	2	73	75	0	$0	
Von Elm, George	1951/1951	1	0	1	0	0	0	0	78.25	4	76	81	0	$100	50 (1951)
Von Nida, Norman	1950/1962	5	1	3	0	0	0	0	76.19	16	69	80	1	$1,367	27 (1950, 1952)
Von Tacky, Richard L.	1981/1981	1	0	0	0	0	0	0	80.50	2	76	85	0	$0	
Vossler, Ernie	1956/1960	3	1	2	0	0	0	0	77.40	10	74	83	0	$1,000	38 (1959)
Wadkins, Bobby	1981/1988	3	1	1	0	0	0	1	74.50	8	69	79	1	$13,800	21 (1987)
Wadkins, Lanny	1970/1995	23	17	17	3	3	5	12	72.81	80	65	80	25	$362,259	3 (1990, 1991, 1993)

*Cut instituted in 1957

Overall - Player Summary

Player	First/Last Year	Tournaments Entered	*Cuts Made	72-Hole Finishes	Top 3	Top 5	Top 10	Top 25	Scoring Average	Rounds Played	Low Round	High Round	Rounds Under Par	Money Won	Best Finish
Wadsworth, Fred	1987/1987	1	0	0	0	0	0	0	78.00	2	74	82	0	$1,500	
Wagner, Johnson	2008/2012	2	1	1	0	0	0	0	74.67	6	72	79	0	$46,875	36 (2008)
Waite, Grant	1994/2001	2	0	0	0	0	0	0	75.50	4	71	79	1	$6,500	
Waldorf, Duffy	1993/2001	6	5	5	0	1	1	2	72.55	22	67	78	7	$172,190	5 (1996)
Walker, Cyril	1934/1934	1	0	1	0	0	0	0	83.50	4	80	88	0	$0	61 (1934)
Walker, Jimmy	2014/2018	5	5	5	0	0	1	3	72.35	20	70	76	9	$618,650	8 (2014)
Wall, Art	1956/1988	30	14	15	1	1	2	5	74.81	90	66	86	13	$85,979	1 (1959)
Walsh, Frank	1934/1941	7	0	6	0	0	0	1	75.89	27	69	82	1	$50	12 (1940)
Waltman, Retief	1959/1964	2	0	0	0	0	0	0	77.75	4	72	84	0	$1,050	
Walzel, Bobby	1981/1981	1	0	0	0	0	0	0	76.50	2	75	78	0	$1,500	
Wang, Jeunghun	2016/2017	2	0	0	0	0	0	0	78.00	2	78	78	0	$10,000	
Ward, E. Harvie	1948/1966	11	1	9	0	1	2	5	75.33	40	69	84	8	$0	4 (1957)
Ward, John	1951/1951	1	0	1	0	0	0	0	79.50	4	75	84	0	$0	57 (1951)
Ward, Marvin	1938/1957	7	1	6	0	0	0	1	75.36	25	68	80	1	$750	21 (1940)
Watabu, Casey	2007/2007	1	0	0	0	0	0	0	82.50	2	78	87	0	$0	
Watney, Nick	2008/2014	7	7	7	0	0	1	4	72.14	28	65	78	12	$774,002	7 (2010)
Watrous, Al	1934/1946	9	0	9	0	0	1	4	74.67	36	70	80	3	$350	7 (1937)
Watson, Bubba	2008/2018	10	9	9	2	3	3	4	72.11	38	67	78	17	$3,716,455	1 (2012, 2014)
Watson, Craig	1998/1998	1	0	0	0	0	0	0	78.50	2	78	79	0	$0	
Watson, Denis	1985/1987	3	2	2	0	0	0	0	75.00	10	72	80	0	$9,567	27 (1987)
Watson, Tom	1970/2016	43	24	24	6	9	15	20	72.74	134	67	83	58	$967,850	1 (1977, 1981)
Watts, Brian	1999/2000	2	1	1	0	0	0	0	75.00	6	70	79	1	$28,720	31 (1999)
Weaver, Bert	1965/1965	1	1	1	0	0	0	0	73.50	4	72	75	0	$1,050	31 (1965)
Weaver, DeWitt	1972/1973	2	1	1	0	0	0	0	78.00	6	74	81	0	$2,600	47 (1972)
Weaver, Drew	2008/2008	1	0	0	0	0	0	0	78.00	2	76	80	0	$0	
Weaver, Michael	2013/2013	1	0	0	0	0	0	0	76.00	2	74	78	0	$0	
Webb, Gene	1950/1950	1	0	1	0	0	0	0	78.00	4	75	83	0	$0	55 (1950)
Weekley, Boo	2008/2014	3	1	1	0	0	0	1	74.50	8	68	83	1	$104,300	20 (2008)
Weetman, Harry	1957/1960	2	1	1	0	0	0	0	76.00	6	70	79	1	$800	34 (1960)
Wehrle, Wilford	1940/1940	1	0	1	0	0	0	0	75.25	4	71	80	1	$0	33 (1940)
Weibring, D. A.	1980/1997	7	3	3	0	0	1	2	74.35	20	68	81	4	$50,292	7 (1987)
Weir, Mike	2000/2018	19	11	11	1	2	2	6	73.83	60	68	82	18	$1,941,425	1 (2003)
Weiskopf, Tom	1968/1984	16	15	15	4	4	7	12	72.23	62	66	85	31	$122,817	2 (1969, 1972, 1974, 1975)
Weitzel, John	1955/1955	1	0	1	0	0	0	0	77.50	4	74	80	0	$250	49 (1955)

*Cut instituted in 1957

Overall - Player Summary

Player	First/Last Year	Tournaments Entered	*Cuts Made	72-Hole Finishes	Top 3	Top 5	Top 10	Top 25	Scoring Average	Rounds Played	Low Round	High Round	Rounds Under Par	Money Won	Best Finish
Weslock, Nick	1958/1965	3	0	0	0	0	0	0	76.67	6	73	80	0	$0	
West, Martin	1972/1980	4	1	1	0	0	0	0	76.80	10	70	82	1	$0	37 (1973)
Westland, Jack	1935/1959	3	0	2	0	0	0	0	77.80	10	74	84	0	$0	53 (1953)
Westwood, Lee	1997/2017	18	15	15	3	3	6	10	72.42	66	67	79	27	$3,400,330	2 (2010, 2016)
Wetterich, Brett	2007/2008	2	1	1	0	0	0	0	75.00	6	69	83	1	$40,800	37 (2007)
Wettlaufer, H. Ward	1959/1961	3	1	1	0	0	0	0	78.38	8	73	85	0	$0	45 (1960)
White, Buck	1946/1952	3	0	2	0	0	0	0	77.00	8	73	82	0	$200	42 (1950)
White, Orville	1935/1936	2	0	2	0	0	0	1	75.50	8	71	80	1	$0	15 (1936)
Whitt, Don	1958/1958	1	0	0	0	0	0	0	76.00	2	72	80	0	$350	
Wiebe, Mark	1986/1989	3	1	1	0	0	0	0	75.38	8	71	79	1	$7,257	35 (1987)
Wiechers, Jim	1976/1976	1	0	0	0	0	0	0	76.50	2	74	79	0	$1,350	
Wiesberger, Bernd	2015/2018	4	4	4	0	0	0	2	72.81	16	70	79	5	$283,808	22 (2015)
Wilcox, Terry	1970/1971	2	1	1	0	0	0	1	74.83	6	70	80	2	$3,250	21 (1970)
Wild, Claude C.	1961/1961	1	0	0	0	0	0	0	80.50	2	78	83	0	$0	
Wilkes, Brian	1962/1962	1	1	1	0	0	0	0	75.25	4	74	78	0	$500	44 (1962)
Wilkes, Trevor	1957/1957	1	0	0	0	0	0	0	75.50	2	75	76	0	$300	
Will, George	1966/1966	1	0	0	0	0	0	0	79.00	2	78	80	0	$1,000	
Willett, Danny	2015/2018	4	2	2	1	1	1	1	72.83	12	67	78	5	$1,860,000	1 (2016)
Williams, Harold	1951/1951	1	0	1	0	0	0	0	76.75	4	76	78	0	$100	46 (1951)
Williams, Henry	1950/1951	2	0	2	0	0	0	0	77.38	8	70	82	1	$100	47 (1951)
Willits, Robert W.	1947/1947	1	0	1	0	0	0	0	76.00	4	75	78	0	$0	47 (1947)
Wilson, C. T.	1934/1934	1	0	1	0	0	0	0	80.50	4	79	83	0	$0	59 (1934)
Wilson, Dean	2007/2007	1	1	1	0	0	0	0	75.25	4	72	78	0	$41,600	30 (2007)
Wilson, Mark	2011/2012	2	0	0	0	0	0	0	75.25	4	71	78	1	$20,000	
Wilson, Oliver	2009/2010	2	0	0	0	0	0	0	74.75	4	73	78	0	$20,000	
Wilson, Steve	2009/2009	1	0	0	0	0	0	0	77.00	2	75	79	0	$0	
Wilson, Stuart	2005/2005	1	0	0	0	0	0	0	82.00	2	82	82	0	$0	
Wininger, Bo	1953/1966	9	5	7	0	0	1	4	74.44	32	69	84	8	$8,650	8 (1963)
Wiratchant, Thaworn	2013/2013	1	0	0	0	0	0	0	76.00	2	73	79	0	$10,000	
Wittenberg, Casey	2004/2005	2	2	2	0	0	0	1	72.75	8	69	76	2	$39,620	13 (2004)
Wollmann, Chris	1996/1996	1	0	0	0	0	0	0	79.00	2	79	79	0	$0	
Wolstenholme, Gary	1992/2004	2	0	0	0	0	0	0	76.00	4	72	79	0	$0	
Womack, Dave	2007/2007	1	0	0	0	0	0	0	82.50	2	81	84	0	$0	
Wood, Chris	2010/2017	3	1	1	0	0	0	0	75.50	8	72	79	0	$57,000	42 (2016)
Wood, Craig	1934/1964	25	0	17	3	3	5	7	76.13	78	66	88	16	$11,250	1 (1941)

*Cut instituted in 1957

Overall - Player Summary

Player	First/Last Year	Tournaments Entered	*Cuts Made	72-Hole Finishes	Top 3	Top 5	Top 10	Top 25	Scoring Average	Rounds Played	Low Round	High Round	Rounds Under Par	Money Won	Best Finish
Wood, Willie	1982/1999	4	3	3	0	0	0	2	73.43	14	68	79	4	$96,320	12 (1997)
Woodland, Gary	2011/2018	6	3	3	0	0	0	1	74.24	17	69	85	6	$184,600	24 (2011)
Woods, Tiger	1995/2018	21	20	20	7	11	13	17	70.93	82	65	77	44	$7,435,469	1 (1997, 2001, 2002, 2005)
Woosnam, Ian	1988/2018	30	13	13	1	1	1	7	74.40	86	66	83	20	$672,980	1 (1991)
Worsham, Lew	1947/1962	16	3	13	1	1	3	5	74.84	58	68	84	11	$19,999	3 (1951)
Wrenn, Robert	1988/1988	1	1	1	0	0	0	1	73.50	4	69	76	1	$7,975	25 (1988)
Wright, Jimmy	1970/1970	1	1	1	0	0	0	0	73.25	4	71	75	1	$1,650	29 (1970)
Wynn, Bob	1977/1978	2	2	2	0	0	0	1	73.38	8	70	78	3	$3,950	24 (1977)
Wysong, H. Dudley	1960/1967	4	1	1	0	0	0	0	76.60	10	73	79	0	$2,150	39 (1966)
Yamamoto, Guy	1995/1995	1	0	0	0	0	0	0	80.50	2	77	84	0	$0	
Yancey, Bert	1967/1975	8	7	7	2	3	3	5	72.27	30	65	81	13	$39,350	3 (1967, 1968)
Yang, Gunn	2015/2015	1	0	0	0	0	0	0	79.50	2	74	85	0	$0	
Yang, Yong-Eun	2007/2014	7	4	4	0	0	1	2	73.45	22	67	81	4	$408,040	8 (2010)
Yates, Charles	1934/1947	11	0	11	0	0	0	4	75.95	44	70	86	2	$0	17 (1940)
Yates, P. Daniel	1989/1993	2	0	0	0	0	0	0	78.25	4	76	81	0	$0	
Yost, Richard L.	1957/1957	1	0	0	0	0	0	0	76.50	2	74	79	0	$0	
Zahringer, George	2003/2003	1	0	0	0	0	0	0	83.50	2	82	85	0	$0	
Zarhardt, Joe	1942/1942	1	0	1	0	0	0	0	77.75	4	76	83	0	$0	38 (1942)
Zarley, Kermit	1968/1974	5	4	4	0	0	0	2	73.22	18	69	78	6	$8,800	17 (1973)
Zender, Robert	1970/1970	1	0	0	0	0	0	0	77.50	2	77	78	0	$0	
Zerman, Manny	1991/1992	2	2	2	0	0	0	0	74.13	8	70	80	4	$0	57 (1991)
Zhang, Lian-Wei	2004/2004	1	0	0	0	0	0	0	74.50	2	72	77	0	$5,000	
Ziegler, Larry	1970/1977	6	4	4	1	1	1	2	73.15	20	67	83	6	$25,450	3 (1976)
Zimmerman, Al	1946/1946	1	0	1	0	0	0	0	75.25	4	74	76	0	$0	29 (1946)
Zoeller, Fuzzy	1979/2009	31	18	18	1	1	2	10	73.90	98	66	84	25	$420,291	1 (1979)
Zokol, Richard	1993/1993	1	0	0	0	0	0	0	77.00	2	75	79	0	$1,500	

*Cut instituted in 1957