

PGA CHAMPIONSHIP

2019 MEDIA GUIDE

A full-length photograph of Brooks Koepka standing on a green golf course. He is wearing a white Nike cap, a green polo shirt, black trousers, and white sneakers. He is smiling and holding a large silver trophy (the Claret Cup) with both hands. The trophy has inscriptions on it, including 'ANNUAL CHAMPIONSHIP', 'PROFESSIONAL GOLFERS ASSOCIATION', and 'AMERICA'.

BROOKS KOEPKA

2018 PGA Champion
Bellerive Country Club | St. Louis, Missouri



101ST PGA CHAMPIONSHIP

May 13-19, 2019

Bethpage Black

Farmingdale, New York

102ND PGA CHAMPIONSHIP

May 2020

Harding Park Golf Club
San Francisco, California

103RD PGA CHAMPIONSHIP

May 2021

The Ocean Course
Kiawah Island, South Carolina

104TH PGA CHAMPIONSHIP

May 2022

Trump National Golf Club
Bedminster, New Jersey

105TH PGA CHAMPIONSHIP

May 2023

Oak Hill Country Club
Pittsford, New York

106TH PGA CHAMPIONSHIP

May 2024

Valhalla Golf Club
Louisville, Kentucky

108TH PGA CHAMPIONSHIP

May 2026

Aronimink Golf Club
Newtown Square, Pennsylvania

109TH PGA CHAMPIONSHIP

May 2027

PGA Frisco
Frisco, Texas

110TH PGA CHAMPIONSHIP

May 2028

The Olympic Club
San Francisco, California

111TH PGA CHAMPIONSHIP

May 2029

Baltusrol Golf Club
Springfield Township, New Jersey

113TH PGA CHAMPIONSHIP

May 2031

Congressional Country Club
Bethesda, Maryland

116TH PGA CHAMPIONSHIP

May 2034

PGA Frisco
Frisco, Texas

TBD PGA CHAMPIONSHIP

TBD

Southern Hills Country Club
Tulsa, Oklahoma



101ST PGA CHAMPIONSHIP

MAY 16-19, 2019

Bethpage Black, Long Island, New York

Defending Champion: Brooks Koepka

FACTS & FORMAT

Purse and Honors The 2019 PGA Champion will have his name inscribed on the Wanamaker Trophy, which is enshrined in the PGA Gallery at PGA Golf Club in Port St. Lucie, Florida. The PGA Champion also receives a replica of the Wanamaker Trophy. In 2018, the purse was \$11 million, with a winner's prize of \$1.98 million.

Television

(All Times Subject to Change - Eastern)

First Round, Thursday, May 16

TNT: 1:00 – 7:00 p.m.

Second Round, Friday, May 17

TNT 1:00 – 7:30 p.m.

Third Round, Saturday, May 18

TNT: 11:00 a.m. – 2:00 p.m.

CBS: 2:00 – 7:00 p.m.

Fourth Round, Sunday, May 19

TNT: 11:00 a.m. – 2:00 p.m.

CBS: 2:00 – 7:00 p.m.

Method of Play Seventy-two holes of stroke play, four rounds of 18 holes. Following the first 36 holes of play, the field of 156 players will be reduced to the low 70 scorers and ties. Those players will advance to complete the final two rounds. In the event of a tie for first place after 72 holes, there will be a three-hole aggregate score playoff on holes 1, 17 and 18. If a tie still remains, there will be a hole-by-hole playoff beginning on No. 18, and, if necessary, on to holes 1, 17 and 18 repeated until a winner is determined.

Rules and Regulations The Rules of Golf, which govern play, are determined by the United States Golf Association and applied by the PGA of America Board of Directors. The PGA Championship is subject to the overall supervision of the PGA of America Board of Directors.

Eligibility The PGA of America has approved the following list of players eligible to compete in the 101st PGA Championship:

1. All former winners of the PGA Championship.
2. Winners of the last five Masters (2015 – 2019).
3. Winners of the last five U.S. Opens (2014 – 2018).
4. Winners of the last five Open Championships (2014 – 2018).
5. Winners of the last three Players Championships (2017 – 2019).
6. The top 15 finishers and ties from the 2018 PGA Championship.
7. The top 20 finishers from the 2019 PGA Professional Championship.
8. The top 70 players who have earned the most PGA Championship Points from the 2018 The Players Championship through the 2019 PGA Tour event (ending May 5, 2019).

9. Playing members of the last-named U.S. and European Ryder Cup teams (2018) provided they remain within the top 100 on the Official World Golf Rankings as of May 5, 2019.

10. Winners of PGA TOUR co-sponsored or approved tournaments, whose victories are considered official, from the 2018 Players Championship to the 2019 PGA Championship.

11. The PGA of America reserves the right to invite additional players not included in the categories listed above.

12. If necessary to complete the field, those players beyond the top 70 players who have earned the most PGA Championship Points from the 2018 The Players Championship through the 2019 PGA Tour event ending May 5, 2019 in order of their position on such list.

*Note: The PGA Championship points list is compiled of Official Money earned in PGA TOUR events within the defined period in 8 and 12 above and is available on www.pgatour.com

THE WANAMAKER TROPHY



New York City department store magnate Rodman Wanamaker, who was instrumental in coordinating a 1916 luncheon that led to the founding of the PGA of America, offered to provide the new Association with cash prizes and a trophy for the inaugural PGA Championship. Wanamaker proposed that the cup would be similar to the News of the World award given to the winner in Great Britain.

Wanamaker's generosity resulted in \$2,500 purse, a silver cup and travel expenses for the competitors for the first PGA Championship conducted at match play at Siwanoy Country Club in Bronxville, N.Y., Oct. 10-14, 1916. From 1916 to 1959, the Champion's desired home club or residence were engraved on the trophy. From 1960-the present, the host venue is honored. The Rodman Wanamaker Trophy continues to serve as the perpetual prize for the PGA Champion. The trophy weighs 34 pounds, is 29 1/4 inches high, 10 1/2 inches in diameter and measures 27 inches from handle to handle. In 1928, Leo Diegel snapped the four-year winning streak of Walter Hagen, defeating "The Haig" in the quarterfinals at Five Farms Country Club in Baltimore. Diegel went onto win the Championship, a truly stunning sports story at that time. Even more shocking was the fact that the Wanamaker Trophy was missing. When PGA officials asked Hagen what had happened to the Trophy since its presentation a year earlier at Cedar Crest Country Club in Dallas, the five-time PGA Champion declared it was irrevocably lost. Hagen said that he had entrusted the trophy to a taxi driver to take the precious cargo to his hotel. It never arrived.

In 1930, the Wanamaker Trophy was found by accident by a porter in Detroit cleaning the cellar of L.A. Young & Company, the firm that manufactured clubs bearing Hagen's name. The trophy was safe in an unmarked case. Today, it is on display for all golf enthusiasts to view at the PGA Gallery at PGA Golf Club in Port St. Lucie, Fla.

PGA Champion Benefits

- The 2019 PGA Champion will receive:
- A lifetime exemption into the PGA Championship
 - The Masters – Five-year exemption
 - U.S. Open – Five-year exemption
 - Open Championship – Five-year exemption
 - A five-year exemption on the PGA Tour
 - Two points for every \$1,000 earned in the PGA Championship toward a berth on the 2020 Ryder Cup (provided he is American-born)
 - 30 points toward the 2019 PGA Player of the Year Award
- (Note: Should a player win more than one major Championship in one year, an additional 50 bonus points for each win are awarded toward the PGA Player of the Year Award.)

Other PGA Championship Performance Benefits

- The top four scorers and ties in the PGA Championship are eligible to compete in the following year's Masters.
- The top 30 scorers and ties are exempt from local qualifying (but not Sectional) for the following year's U.S. Open.
- The Players Championship – Five-year exemption

BETHPAGE BLACK



Bethpage State Park is one of the most popular and cherished public parks in the nation. Located in suburban Long Island in close proximity to New York City, Bethpage is a mecca for public golf featuring five 18-hole regulation golf courses, including the world-renowned Black Course. In addition to Bethpage Black hosting the United States Open Championships in 2002 and 2009, it was also the site of The Barclays PGA Tour events in 2012 and 2016. In 2019, Bethpage will host the PGA Championship and the Ryder Cup in 2024.

The Park was developed from an estate owned by the Yoakum family and other surrounding properties in Farmingdale. The Yoakum family leased their estate to the Lenox Hills Corporation which subsequently built the Lenox Hills Country Club. In the early 1930s, the Bethpage Park Authority purchased the Lenox Hills Country Club and other adjacent properties to build Bethpage State Park.

Famed golf course architect A.W. Tillinghast was hired to design and oversee construction of three new golf courses (the Black, Red, and Blue) as well as modify the original Lenox Hills course, later known as the Green Course. Due to the increasing popularity and demand for golf, the Yellow Course designed by Alfred Tull was opened in 1958. Over 200,000 rounds are consistently played annually on the five courses at Bethpage, all of which start from the Clubhouse area.

With approximately 15,000 golf courses of all different types and sizes in the United States, the Black Course at Bethpage State Park has consistently ranked among the top 100 Greatest Golf Courses in America per Golf Digest for nearly twenty years (highest rank #26).

2019 PGA Championship Official Dimensions: Bethpage Black

HOLE	1	2	3	4	5	6	7	8	9	OUT	10	11	12	13	14	15	16	17	18	In	TOTAL
PAR	4	4	3	5	4	4	4	3	4	35	4	4	4	5	3	4	4	3	4	35	70
YARDS	430	389	230	517	478	408	524	210	460	3646	502	435	515	608	161	484	490	207	411	3813	7459

MULTIPLE HOSTS OF A PREMIER MAJOR

The previous 100 PGA Championships have been hosted by 74 different courses in 26 states. The following 16 courses have hosted multiple PGA Championships:

Southern Hills Country Club, Tulsa, Okla.	1970, '82, '94, 2007
Whistling Straits (Straits), Kohler, Wis.	2004, '10, '15
Valhalla Golf Club, Louisville, Ky.	1996, 2000, '14
Oak Hill Country Club, Pittsford, N.Y.	1980, 2003, '13
Atlanta Athletic Club, Johns Creek, Ga.	1981, 2001, '11
Oakland Hills Country Club, Bloomfield Township, Mich.	1972, '79, 2008
Oakmont (Pa.) Country Club	1922, '51, '78
Firestone Country Club, Akron, Ohio	1960, '66, '75
Baltusrol Golf Club, Springfield, N.J.	2005, '16
Hazeltine National Golf Club, Chaska, Minn.	2002, '09
Medinah (Ill.) Country Club	1999, 2006
Riviera Country Club, Pacific Palisades, Calif.	1983, '95
Inverness Club, Toledo, Ohio	1986, '93
Shoal Creek Country Club, Birmingham, Ala.	1984, '90
Olympia Fields (Ill.) Country Club	1925, '61
Keller Golf Club, St. Paul, Minn.	1932, '54

HEIR TO A CHAMPION

Nine PGA Champions have had fathers who were PGA of America Professionals:

- Melvin "Chick" Harbert (1954), son of E.W. Harbert
- Doug Ford (1955), son of Mike Ford
- Jack Burke Jr. (1956), son of Jack Burke Sr.
- Dave Marr II (1965), son of Dave Marr I
- Raymond Floyd (1969, '82), son of Loran B. Floyd
- Davis Love III (1997), son of Davis Love II
- Rich Beem (2002), son of Larry Beem
- Keegan Bradley (2011), son of Mark Bradley
- Justin Thomas (2017), son of Mike Thomas

International PGA Champions

Since 1916, the following 15 internationally born players have combined to win 20 PGA Championships:

Jim Barnes, England	1916, '19
Jock Hutchison, Scotland	1920
Tommy Armour, Scotland	1930
Jim Ferrier, Australia	1947
Gary Player, South Africa	1962, '72
David Graham, Australia	1979
Wayne Grady, Australia	1990
Nick Price, South Africa	1992, '94
Steve Elkington, Australia	1995
Vijay Singh, Fiji	1998, 2004
Padraig Harrington, Ireland	2008
Y.E. Yang, South Korea	2009
Martin Kaymer, Germany	2010
Rory McIlroy, Northern Ireland	2012, '14
Jason Day, Australia	2015

States Hosting the PGA Championship

Ranking the 26 states and the number of times they have hosted the PGA Championship:

- 13 — New York
- 11 — Ohio
- 9 — Pennsylvania
- 6 — Illinois, Michigan, Oklahoma
- 5 — Minnesota
- 4 — California, Kentucky, Wisconsin
- 3 — Colorado, Georgia, Missouri, New Jersey, North Carolina, Texas
- 2 — Alabama, Florida, Indiana, Maryland, Washington
- 1 — Massachusetts, Oregon, Rhode Island, South Carolina, Virginia

An Unmatched Field

Since 1994, the PGA Championship has featured the most Top 100-ranked players in its field, and has recorded eight of the top 10 point events (as calculated by the Official World Golf Rankings) in history. The 2013 PGA Championship at Oak Hill Country Club in Pittsford, New York, featured 99 of the top 100 world-ranked players, matching the record set in 2012 at The Ocean Course in Kiawah Island, South Carolina.

The 98th PGA Championship and the 2012 Championship share the highest overall point totals as based upon the Official World Golf Rankings.

The 2015 PGA Championship set a standard for a U.S.-based major championship, with 75 international players. The players represented 25 countries, one less than the 2014 PGA Championship.

Worldwide Media Coverage

The PGA Championship is a global television event, and in 2018, more than 200 countries/territories, with a potential household reach of more than a half-billion, received live or delayed coverage of the Championship. There were more than 1,000 print and electronic media representatives covering the major championship.

THE PGA CHAMPIONSHIP—EVOLUTION OF A MAJOR GOLF CHAMPIONSHIP



Rodman Wanamaker

Since its inception in 1916, the PGA Championship has evolved into one of the world's premier sporting events. Each summer, one of the nation's leading golf facilities hosts the game's best professionals as they compete for the Rodman Wanamaker Trophy and a major championship title.

The PGA Championship was born in the mind of department store owner Rodman Wanamaker, who saw merchandising

possibilities in a professional golfers' organization. Wanamaker invited prominent golfers and other industry representatives to a luncheon at the Wanamaker Store in New York City, on Jan. 17, 1916. Sixty individuals, including New York area professionals and leading amateurs, convened for an exploratory meeting, which ultimately led to the formation of the PGA of America on April 10, 1916.

Wanamaker offered to put up \$2,580 and various trophies and medals as part of the prize fund for the inaugural PGA Championship. He also urged conducting the PGA Championship like the News of the World Championship of Great Britain, a 36-hole elimination match-play tournament.

The first PGA Championship was played October 10-14, 1916, at Siwanoy Country Club in Bronxville, New York. British-born professional Jim Barnes and Jock Hutchison, a native of St. Andrews, Scotland, played in the final match, which Barnes won, 1 up.

The PGA Championship was postponed for two years because of World War I. It resumed in 1919, at Engineers Country Club in Roslyn, New York, where Barnes was again the Champion, turning back Fred McLeod, 6 and 5. The following year, Hutchison avenged his earlier defeat, becoming the last internationally born winner for a decade, when he defeated Douglas Edgar, 1 up.


With the "Roaring Twenties" in full stride, the next nine PGA Championships were won by three different American players: Walter Hagen, Gene Sarazen and Leo Diegel.

Hagen won five PGA Championships, making the finals six times and winning four consecutive Championships from 1924-1927. During the streak, "The Haig" won 22 consecutive matches before Leo Diegel captured the title in 1928.

From Hagen to Sarazen

With his victory in 1922, Sarazen became the youngest PGA Champion (age 20). The next year, he successfully defended his title by defeating Hagen on the 38th hole in the Championship's first extra-hole finale. Nicknamed "The Squire," Sarazen owns one of the most remarkable records in PGA Championship history: He qualified for match play 28 times, participated in 82 matches and had 57 victories and 25 defeats. Not only was he the youngest Champion, he became the oldest participant (70) when he played in the 1972 PGA Championship.

Denny Shute won consecutive PGA Championships in 1936-37, a feat that went unmatched until Tiger Woods in 2000.



Five-time PGA Champion
Walter Hagen

Lord Byron and Hogan Dominate

Byron Nelson won the 1940 PGA Championship, 1 up, over Sam Snead. With the outbreak of World War II, the match-play field for 1942 was reduced to 32 players. Even with the change, Snead called his victory that year his biggest thrill in golf.

The PGA Championship was cancelled in 1943 because of the war. From 1945-51, Nelson, Snead and Ben Hogan combined to win the PGA Championship five times. Nelson's triumph in 1945 was part of his record-setting 11 consecutive tournament victories, one of sport's most remarkable winning streaks.

From Match Play to Stroke Play

With Lionel Hebert's 3&1 victory over Dow Finsterwald in 1957, a chapter in PGA Championship history closed. The stroke-play era began in 1958 before a televised audience of millions, with Finsterwald's final-round 67 earning him the PGA Championship at Llanerch Country Club in Havertown, Pennsylvania.

Jack's Victories, Arnie's Close Calls

Jack Nicklaus won the first of his five PGA Championships in 1963, at Dallas Athletic Club, overcoming 100-degree heat and third-round leader Bruce Crampton.

In 1964, Bobby Nichols became the first wire-to-wire winner in the Championship's medal-play history. Nichols' winning total of 271 remained a Championship record until 1994.

Arnold Palmer, in 1964, also set a record by becoming the first player to post four rounds in the 60s in a major Championship. However, this set a disappointing pattern for Palmer. Along with this runner-up finish in 1964, he finished second in 1968 and 1970. Palmer and Tom Watson are considered to be the best players never to have won a PGA Championship.

In 1968, Julius Boros, then 48, survived sweltering Texas heat and a last-hole charge by Palmer to become the oldest Champion, at Pecan Valley Country Club in San Antonio.

Nicklaus Leaves his Mark

With his victory in February 1971, at PGA National Golf Club (now BallenIsles Country Club) in Palm Beach Gardens, Fla., Nicklaus became the first professional to win the modern Grand Slam of golf for a second time. It also was the start of a 13-year run in which Nicklaus would win four PGA Championships, finish runner-up twice and place nine times in the top four.

Nicklaus' 1973 Championship victory gave him 14 major Championships, surpassing Bobby Jones' mark set 43 years earlier. Nicklaus tied Hagen for the most PGA Championships in 1980, winning his fifth crown at Oak Hill Country Club by a

record seven-stroke margin.

Nicklaus competed in 37 PGA Championships, finishing a record 14 times in the top five.

After the 1976 PGA Championship, PGA officials abandoned the 18-hole playoff format, creating the first major Championship with a sudden-death playoff. It was quickly put to the test, with the next three Championships decided in extra holes.

A New Generation of Champions

In 1986, Bob Tway became the first player in modern history to win the PGA Championship with a birdie on the 72nd hole, when he holed a shot from a greenside bunker.

In 1991, John Daly completed a storybook finish at Crooked Stick Golf Club in Carmel, Ind. Without the benefit of a practice round, Daly, the ninth alternate, didn't get into the Championship until Nick Price withdrew the night before that first round. Daly went on to finish with a 276 total, in a performance that ranks as one of golf's greatest surprise triumphs.

Price returned in 1992 to win at Bellerive Country Club in St. Louis and continued his 1990s dominance with a resounding second PGA Championship title in 1994 at Southern Hills Country Club in Tulsa.

Louisville's Valhalla Golf Club had its first experience hosting a major championship in 1996. Mark Brooks birdied the 18th hole twice within 45 minutes to win a playoff over Kentuckian Kenny Perry.



Tiger Woods won the PGA Championship four times between 1999 and 2007.

In 1999, Tiger Woods, 23, became the fifth-youngest winner in PGA Championship history when he outlasted Spain's 19-year-old Sergio Garcia by one stroke at Medinah (Ill.) Country Club.

Woods, already a winner of the U.S. Open and Open Championship that summer, made the PGA Championship's return to Valhalla Golf Club in 2000 one of the most thrilling climaxes in major Championship history. In the process, Woods



Jack Nicklaus won the first of his five PGA Championships in 1963.

became the first back-to-back PGA Champion since Denny Shute in 1936-37.

In 2005, at steamy Baltusrol Golf Club in Springfield, New Jersey, Phil Mickelson hit a flop shot from the deep rough on the 18th hole to within two feet and then tapped in for the winning birdie.

Woods marked his return to Medinah Country Club in grand style in 2006, capturing his third PGA Championship. He successfully defended in 2007 at Southern Hills Country Club, winning his fourth Championship during the hottest recorded week of weather in the event's history.

Global Champions, Rising New Stars

Ireland's Padraig Harrington snapped a 78-year jinx in 2008 at Oakland Hills, becoming the first European-born Champion since Scotland's Tommy Armour in 1930. Harrington would open up a string of three consecutive internationally-born PGA Champions. South Korea's Y.E. Yang stunned the golf world in 2009 at Hazeltine National Golf Club, holding off Woods and becoming the first Asian male to win a major championship.

In 2010, Martin Kaymer became the first German-born player to win a PGA Championship. American Keegan Bradley, making his first major championship start, staged an improbable rally in 2011 over the final three holes at Atlanta Athletic Club, forcing a three hole aggregate score playoff to defeat Jason Dufner and win the Championship.


Northern Ireland's Rory McIlroy made history at The Ocean Course on Kiawah Island in 2012. With a birdie on the 72nd hole, McIlroy won by eight strokes, bettering Nicklaus's previous record by one.

In 2013, Dufner matched a Championship record with a second-round 63 on his way to recording a two-stroke triumph at Oak Hill Country Club in Rochester, N.Y.

McIlroy emerged dominant in the world again in 2014, adding a hard-fought one stroke victory over Phil Mickelson as daylight faded in the 96th PGA Championship at Valhalla Golf Club. A month earlier, McIlroy captured his first Open Championship.

In 2015, at Whistling Straits, Australian Jason Day held off Jordan Spieth's charge by finishing at 20-under-par 268, the lowest 72-hole performance in relation to par in a major championship.

Jimmy Walker captured the 2016 PGA Championship at Baltusrol Golf Club, holding off World No. 1-ranked Jason Day by a stroke. In doing so, Walker capped a year in which the Masters, U.S. Open, Open Championship and the PGA Championship were all won by first-time major champions.



With one final birdie putt on The Ocean Course, Rory McIlroy of Northern Ireland set the all-time PGA Championship margin of victory in 2012.

CHAMPIONS THROUGH THE YEARS

	YEAR	CHAMPION	SCORE	RUNNER-UP (S)	SITE
	Inaugural 1916	James M. Barnes (England)	1-up	Jock Hutchison	Siwanoy C.C., Bronxville, N.Y.
	1917-18 No Championships Played Due to World War I				
2nd	1919	James M. Barnes (England)	6 and 5	Fred McLeod	Engineers C.C., Roslyn, L.I., N.Y.
3rd	1920	Jock Hutchison (Scotland)	1-up	J. Douglas Edgar	Flossmoor (Ill.) C.C.
4th	1921	Walter Hagen	3 and 2	James M. Barnes	Inwood C.C., Far Rockaway, N.Y.
5th	1922	Gene Sarazen	4 and 3	Emmet French	Oakmont (Pa.) C.C.
6th	1923	Gene Sarazen*	38 holes	Walter Hagen	Pelham C.C., Pelham Manor, N.Y.
7th	1924	Walter Hagen	2-up	James M. Barnes	French Lick Springs, French Lick, Ind.
8th	1925	Walter Hagen	6 and 5	William Mehlhorn	Olympia Fields (Ill.) C.C.
9th	1926	Walter Hagen	5 and 3	Leo Diegel	Salisbury Golf Links, Westbury, L.I., N.Y.
10th	1927	Walter Hagen	1-up	Joe Turnesa	Cedar Crest C.C., Dallas, Texas
11th	1928	Leo Diegel	6 and 5	Al Espinosa	Five Farms C.C., Baltimore, Md.
12th	1929	Leo Diegel	6 and 4	Johnny Farrell	Hillcrest C.C., Los Angeles, Calif.
13th	1930	Tommy Armour (Scotland)	1-up	Gene Sarazen	Fresh Meadow C.C., Flushing, N.Y.
14th	1931	Tom Creavy	2 and 1	Denny Shute	Wannamoisett C.C., Rumford, R.I.
15th	1932	Olin Dutra	4 and 3	Frank Walsh	Keller G.C., St. Paul, Minn.
16th	1933	Gene Sarazen	5 and 4	Willie Goggin	Blue Mound C.C., Milwaukee, Wis.
17th	1934	Paul Runyan*	38 holes	Craig Wood	Park C.C., Williamsville, N.Y.
18th	1935	Johnny Revolta	5 and 4	Tommy Armour	Twin Hills C.C., Oklahoma City, Okla.
19th	1936	Denny Shute	3 and 2	Jimmy Thomson	Pinehurst (N.C.) C.C.
20th	1937	Denny Shute*	37 holes	Harold McSpaden	Pittsburgh FC, Aspinwall, Pa.
21st	1938	Paul Runyan	8 and 7	Sam Snead	Shawnee C.C., Shawnee-On-Delaware, Pa.
22nd	1939	Henry Picard*	37 holes	Byron Nelson	Pomonok C.C., Flushing, N.Y.
23rd	1940	Byron Nelson	1-up	Sam Snead	Hershey (Pa.) C.C.
24th	1941	Vic Ghezzi*	38 holes	Byron Nelson	Cherry Hills C.C., Denver, Colo.
25th	1942	Sam Snead	2 and 1	Jim Turnesa	Seaview C.C., Atlantic City, N.J.
	1943 No Championship Played Due to World War II				
26th	1944	Bob Hamilton	1-up	Byron Nelson	Manito G and C.C., Spokane, Wash.
27th	1945	Byron Nelson	4 and 3	Sam Byrd	Moraine C.C., Dayton, Ohio
28th	1946	Ben Hogan	6 and 4	Ed Oliver	Portland (Ore.) G.C.
29th	1947	Jim Ferrier (Australia)	2 and 1	Chick Harbert	Plum Hollow C.C., Detroit, Mich.
30th	1948	Ben Hogan	7 and 6	Mike Turnesa	Norwood Hills C.C., St. Louis, Mo.
31st	1949	Sam Snead	3 and 2	Johnny Palmer	Hermitage C.C., Richmond, Va.
32nd	1950	Chandler Harper	4 and 3	Henry Williams Jr.	Scioto C.C., Columbus, Ohio
33rd	1951	Sam Snead	7 and 6	Walter Burkemo	Oakmont (Pa.) C.C.
34th	1952	Jim Turnesa	1-up	Chick Harbert	Big Spring C.C., Louisville, Ky.
35th	1953	Walter Burkemo	2 and 1	Felice Torza	Birmingham (Mich.) C.C.
36th	1954	Chick Harbert	4 and 3	Walter Burkemo	Keller G.C., St. Paul, Minn.
37th	1955	Doug Ford	4 and 3	Cary Middlecoff	Meadowbrook C.C., Detroit, Mich.
38th	1956	Jack Burke Jr.	3 and 2	Ted Kroll	Blue Hill C.C., Boston, Mass.
39th	1957	Lionel Hebert	2 and 1	Dow Finsterwald	Miami Valley C.C., Dayton, Ohio
40th	1958	Dow Finsterwald	276	Billy Casper	Llanerch C.C., Havertown, Pa.
41st	1959	Bob Rosburg	277	Jerry Barber, Doug Sanders	Minneapolis G.C., St. Louis Park, Minn.
42nd	1960	Jay Hebert	281	Jim Ferrier	Firestone C.C., Akron, Ohio
43rd	1961	Jerry Barber*	277	Don January	Olympia Fields (Ill.) C.C.
44th	1962	Gary Player (So. Africa)	278	Bob Goalby	Aronimink G.C., Newtown Square, Pa.
45th	1963	Jack Nicklaus	279	Dave Ragan Jr.	Dallas (Texas) Athletic Club
46th	1964	Bobby Nichols	271	Jack Nicklaus, Arnold Palmer	Columbus (Ohio) C.C.
47th	1965	Dave Marr	280	Billy Casper, Jack Nicklaus	Laurel Valley C.C., Ligonier, Pa.
48th	1966	Al Geiberger	280	Dudley Wysong	Firestone C.C., Akron, Ohio
49th	1967	Don January*	281	Don Massengale	Columbine C.C., Littleton, Colo.

	YEAR	CHAMPION	SCORE	RUNNER-UP (S)	SITE
50th	1968	Julius Boros	281	Bob Charles, Arnold Palmer	Pecan Valley CC, San Antonio, Texas
51st	1969	Raymond Floyd	276	Gary Player	NCR CC, Dayton, Ohio
52nd	1970	Dave Stockton	279	Arnold Palmer, Bob Murphy	Southern Hills CC, Tulsa, Okla.
53rd	1971	Jack Nicklaus	281	Billy Casper	PGA National GC, Palm Beach Gardens, Fla.
54th	1972	Gary Player (So. Africa)	281	Tommy Aaron	Oakland Hills CC, Bloomfield Township, Mich.
55th	1973	Jack Nicklaus	277	Bruce Crampton	Canterbury GC, Cleveland, Ohio
56th	1974	Lee Trevino	276	Jack Nicklaus	Tanglewood GC, Winston-Salem, N.C.
57th	1975	Jack Nicklaus	276	Bruce Crampton	Firestone CC, Akron, Ohio
58th	1976	Dave Stockton	281	Raymond Floyd, Don January	Congressional CC, Bethesda, Md.
59th	1977	Lanny Wadkins*	282	Gene Littler	Pebble Beach (Calif.) GL
60th	1978	John Mahaffey*	276	Jerry Pate, Tom Watson	Oakmont (Pa.) CC
61st	1979	David Graham* (Australia)	272	Ben Crenshaw	Oakland Hills CC, Bloomfield Township, Mich.
62nd	1980	Jack Nicklaus	274	Andy Bean	Oak Hill CC, Rochester, N.Y.
63rd	1981	Larry Nelson	273	Fuzzy Zoeller	Atlanta Athletic Club, Duluth, Ga.#
64th	1982	Raymond Floyd	272	Lanny Wadkins	Southern Hills CC, Tulsa, Okla.
65th	1983	Hal Sutton	274	Jack Nicklaus	Riviera CC, Pacific Palisades, Calif.
66th	1984	Lee Trevino	273	Lanny Wadkins, Gary Player	Shoal Creek CC, Birmingham, Ala.
67th	1985	Hubert Green	278	Lee Trevino	Cherry Hills CC, Denver, Colo.
68th	1986	Bob Tway	276	Greg Norman	Inverness Club, Toledo, Ohio
69th	1987	Larry Nelson*	287	Lanny Wadkins	PGA National GC, Palm Beach Gardens, Fla.
70th	1988	Jeff Sluman	272	Paul Azinger	Oak Tree GC, Edmond, Okla.
71st	1989	Payne Stewart	276	Andy Bean, Mike Reid, Curtis Strange	Kemper Lakes GC, Hawthorn Woods, Ill.
72nd	1990	Wayne Grady (Australia)	282	Fred Couples	Shoal Creek CC, Birmingham, Ala.
73rd	1991	John Daly	276	Bruce Lietzke	Crooked Stick GC, Carmel, Ind.
74th	1992	Nick Price (Zimbabwe)	278	John Cook, Nick Faldo, Jim Gallagher Jr., Gene Sauers	Bellerive CC, St. Louis, Mo.
75th	1993	Paul Azinger*	272	Greg Norman	Inverness Club, Toledo, Ohio
76th	1994	Nick Price (Zimbabwe)	269	Corey Pavin	Southern Hills CC, Tulsa, Okla.
77th	1995	Steve Elkington* (Australia)	267	Colin Montgomerie	Riviera CC, Pacific Palisades, Calif.
78th	1996	Mark Brooks*	277	Kenny Perry	Valhalla GC, Louisville, Ky.
79th	1997	Davis Love III	269	Justin Leonard	Winged Foot GC, Mamaroneck, N.Y.
80th	1998	Vijay Singh (Fiji)	271	Steve Stricker	Sahalee CC, Redmond, Wash.
81st	1999	Tiger Woods	277	Sergio Garcia	Medinah (Ill.) CC
82nd	2000	Tiger Woods*	270	Bob May	Valhalla GC, Louisville, Ky.
83rd	2001	David Toms	265	Phil Mickelson	Atlanta Athletic Club, Duluth, Ga.#
84th	2002	Rich Beem	278	Tiger Woods	Hazeltine National GC, Chaska, Minn.
85th	2003	Shaun Micheel	276	Chad Campbell	Oak Hill CC, Rochester, N.Y.
86th	2004	Vijay Singh* (Fiji)	280	Chris DiMarco, Justin Leonard	Whistling Straits (Straits Course), Kohler, Wis.
87th	2005	Phil Mickelson	275	Thomas Bjorn, Steve Elkington	Baltusrol GC, Springfield, N.J.
88th	2006	Tiger Woods	270	Shaun Micheel	Medinah (Ill.) CC
89th	2007	Tiger Woods	272	Woody Austin	Southern Hills CC, Tulsa, Okla.
90th	2008	Padraig Harrington (Ireland)	277	Sergio Garcia, Ben Curtis	Oakland Hills CC, Bloomfield Township, Mich.
91st	2009	Y.E. Yang (South Korea)	280	Tiger Woods	Hazeltine National GC, Chaska, Minn.
92nd	2010	Martin Kaymer* (Germany)	277	Bubba Watson	Whistling Straits (Straits Course), Kohler, Wis.
93rd	2011	Keegan Bradley	272	Jason Dufner	Atlanta Athletic Club, Johns Creek, Ga.
94th	2012	Rory McIlroy (No. Ireland)	275	David Lynn	The Ocean Course, Kiawah Island, S.C.
95th	2013	Jason Dufner	270	Jim Furyk	Oak Hill Country Club, Rochester, N.Y.
96th	2014	Rory McIlroy (No. Ireland)	269	Phil Mickelson	Valhalla Golf Club, Louisville, Ky.
97th	2015	Jason Day (Australia)	268	Jordan Spieth	Whistling Straits (Straits Course), Kohler, Wis.
98th	2016	Jimmy Walker	266	Jason Day	Baltusrol GC (Lower Course), Springfield, N.J.
99th	2017	Justin Thomas	276	Francesco Molinari, Patrick Reed, Louis Oosthuizen	Quail Hollow Club, Charlotte, N.C.
100th	2018	Brooks Koepka	264	Tiger Woods	Bellerive Country Club, St. Louis, Mo.

* Winner in Playoff # Host site, incorporated in 2006, as Johns Creek, Ga. () International Champion

100TH PGA CHAMPIONSHIP SELECTED PLAYER RECORDS

After Round				Fairways		Driving																			
1	2	3	4	Player	Score	Money	Hit	Rank	Rank	Gir	Rank	Putts	Rank	Par 3	Par 4	Par 5	Birdies	Pars	Bogeys						
33	3	1	1	Brooks Koepka	69-63-66-66=264	\$1,980,000	41	T14	324.1	2	54	T15	109	T3	-1	-9	-6	22	45	4					
48	19	6	2	Tiger Woods	70-66-66-64=266	\$1,188,000	32	T74	306.0	27	52	T27	109	T3	-2	-7	-5	23	41	7					
48	12	2	3	Adam Scott	70-65-65-67=267	\$748,000	34	T63	308.3	T18	53	T20	114	T19	-4	-4	-5	20	45	7					
5	19	6	4	Stewart Cink	67-69-66-67=269	\$489,250	38	T40	299.8	43	55	T4	116	T36	-3	-5	-3	18	47	7					
16	12	3	4	Jon Rahm	68-67-66-68=269	\$489,250	38	T40	315.0	13	54	T15	118	T49	-4	-3	-4	17	50	4					
16	12	12	6	Francesco Molinari	68-67-68-67=270	\$334,713	43	T6	300.1	42	53	T20	113	T14	2	-9	-3	16	51	4					
1	1	3	6	Gary Woodland	64-66-71-69=270	\$334,713	41	T14	319.6	5	53	T20	114	T19	-3	0	-7	19	43	8					
5	5	15	6	Thomas Pieters	67-66-71-66=270	\$334,713	36	T51	315.4	12	55	T4	116	T36	-2	-6	-2	18	47	6					
33	9	6	6	Justin Thomas	69-65-68-68=270	\$334,713	36	T51	317.1	8	55	T4	116	T36	0	-7	-3	17	48	7					
48	37	36	10	Rafael Cabrera-Bello	70-68-69-64=271	\$261,985	40	T24	297.3	49	45	T66	107	1	1	-7	-3	15	48	8					
62	37	36	10	Tyrrell Hatton	71-67-69-64=271	\$261,985	34	T63	301.4	T40	57	T1	121	T69	2	-7	-4	18	46	7					
62	49	28	12	Chez Reavie	71-68-67-66=272	\$187,747	39	T32	287.1	74	55	T4	118	T49	-2	-5	-1	16	48	8					
5	2	12	12	Kevin Kisner	67-64-72-69=272	\$187,747	48	1	286.5	75	53	T20	117	T41	0	-4	-4	16	49	6					
2	3	3	12	Rickie Fowler	65-67-69-71=272	\$187,747	40	T24	307.3	23	55	T4	119	T57	-1	-2	-5	15	50	7					
33	5	6	12	Shane Lowry	69-64-69-70=272	\$187,747	46	2	303.5	33	55	T4	117	T41	-3	-3	-2	16	48	8					
62	25	28	12	Jordan Spieth	71-66-69-66=272	\$187,747	39	T32	302.0	38	52	T27	112	T11	2	-7	-3	17	50	2					
3	9	15	12	Brandon Stone	66-68-70-68=272	\$187,747	36	T51	310.3	17	52	T27	115	T26	-1	-1	-6	15	47	9					
100	37	15	12	Daniel Berger	73-65-66-68=272	\$187,747	43	T6	301.5	39	54	T15	116	T36	-1	-4	-3	18	47	5					
5	19	21	19	Justin Rose	67-69-69-68=273	\$113,125	38	T40	307.1	T24	47	T55	110	T6	-2	-2	-7	19	41	12					
3	19	36	19	Zach Johnson	66-70-71-66=273	\$113,125	41	T14	290.6	T65	51	T33	114	T19	-1	-4	-2	18	43	11					
48	49	36	19	Kevin Na	70-69-68-66=273	\$113,125	41	T14	289.4	70	51	T33	111	T9	1	-5	-3	19	42	10					
5	12	6	19	Jason Day	67-68-67-71=273	\$113,125	36	T51	322.3	T3	53	T20	118	T49	0	-3	-4	15	49	8					
16	19	15	19	Webb Simpson	68-68-68-69=273	\$113,125	36	T51	294.8	54	55	T4	118	T49	0	-5	-2	16	47	9					
16	12	28	19	Jason Kokrak	68-67-71-67=273	\$113,125	35	T57	319.1	6	56	3	124	79	-1	-3	-3	13	53	6					
33	12	12	19	Julian Suri	69-66-68-70=273	\$113,125	40	T24	304.6	28	57	T1	122	T71	-4	2	-5	11	54	6					
62	25	21	19	Matt Wallace	71-66-68-68=273	\$113,125	37	T49	302.1	37	45	T66	109	T3	-2	-3	-2	13	48	8					
16	37	28	27	Ryan Fox	68-70-68-68=274	\$76,000	28	T79	317.0	9	47	T55	115	T26	-1	-1	-4	17	44	11					
16	37	28	27	Branden Grace	68-70-68-68=274	\$76,000	40	T24	307.9	20	47	T55	115	T26	-1	-2	-3	14	50	8					
5	5	21	27	Dustin Johnson	67-66-72-69=274	\$76,000	39	T32	316.1	10	47	T55	112	T11	-2	0	-4	20	39	12					
16	12	21	27	Patrick Cantlay	68-67-70-69=274	\$76,000	38	T40	298.1	46	54	T15	121	T69	1	-3	-4	12	54	6					
5	25	21	31	Ian Poulter	67-70-68-70=275	\$63,500	41	T14	294.3	55	49	T42	114	T19	0	-4	-1	14	49	9					
100	63	36	31	Dylan Frittelli	73-67-67-68=275	\$63,500	33	T69	297.4	48	47	T55	114	T19	-1	0	-4	17	43	12					
16	37	28	31	Chris Kirk	68-70-68-69=275	\$63,500	42	T10	285.3	77	48	T48	114	T19	1	-4	-2	14	49	9					
33	19	21	31	Emiliano Grillo	69-67-69-70=275	\$63,500	41	T14	284.1	78	51	T33	117	T41	-2	2	-5	15	48	8					
5	9	15	35	Pat Perez	67-67-70-72=276	\$48,429	34	T63	296.8	51	49	T42	115	T26	-3	2	-3	13	51	7					
16	25	28	35	Billy Horschel	68-69-69-70=276	\$48,429	40	T24	304.4	30	55	T4	119	T57	5	-5	-4	15	48	8					
33	49	45	35	Tommy Fleetwood	69-70-69-68=276	\$48,429	43	T6	310.5	16	54	T15	120	T64	4	-6	-2	15	47	9					
16	25	63	35	Hideki Matsuyama	68-69-73-66=276	\$48,429	34	T63	303.0	T34	49	T42	115	T26	1	1	-6	17	42	9					
62	49	45	35	Russell Knox	71-68-69-68=276	\$48,429	41	T14	291.9	T61	52	T27	117	T41	-3	-1	0	18	41	12					
33	25	57	35	J.J. Spaun	69-68-72-67=276	\$48,429	42	T10	290.6	T65	51	T33	118	T49	3	-2	-5	16	46	8					
48	25	15	35	Xander Schauffele	70-67-67-72=276	\$48,429	34	T63	301.4	T40	50	T40	118	T49	-5	4	-3	17	42	13					
33	49	45	42	Jimmy Walker	69-70-69-69=277	\$33,281	29	T77	293.1	57	44	T70	111	T9	-1	2	-4	13	50	8					
48	5	6	42	Charl Schwartzel	70-63-69-75=277	\$33,281	38	T40	304.5	29	48	T48	115	T26	4	-4	-3	15	46	10					
62	63	36	42	Martin Kaymer	71-69-67-70=277	\$33,281	40	T24	290.9	T63	53	T20	120	T64	0	-3	0	12	50	7					
83	49	45	42	Brandt Snedeker	72-67-69-69=277	\$33,281	39	T32	290.9	T63	52	T27	118	T49	2	-2	-3	15	46	10					
120	63	57	42	Tony Finau	74-66-69-68=277	\$33,281	33	T69	311.9	15	51	T33	112	T11	2	-1	-4	24	31	14					
33	25	45	42	Keegan Bradley	69-68-71-69=277	\$33,281	44	T4	307.8	T21	52	T27	120	T64	-2	1	-2	12	51	9					
62	37	57	42	Sungjae Im	71-67-71-68=277	\$33,281	40	T24	292.4	T58	48	T48	115	T26	0	-1	-2	15	45	12					
62	63	36	42	Ben Kern (CP)	71-69-67-70=277	\$33,281	45	3	299.4	44	53	T20	123	T76	0	0	-3	10	55	7					
120	63	28	50	Seungsu Han	74-66-66-72=278	\$24,833	36	T51	293.6	56	48	T48	119	T57	-1	0	-1	12	50	10					
48	25	45	50	Rory McIlroy	70-67-71-70=278	\$24,833	29	T77	328.1	1	46	T63	113	T14	0	1	-3	13	49	9					
62	49	45	50	Brice Garnett	71-68-69-70=278	\$24,833	40	T24	295.4	53	51	T33	119	T57	0	1	-3	13	49	9					
100	37	36	50	Andrew Landry	73-65-69-71=278	\$24,833	44	T4	291.9	T61	55	T4	122	T71	0	-1	-1	15	45	11					
120	49	63	50	Russell Henley	74-65-71-68=278	\$24,833	38	T40	287.4	T72	47	T55	118	T49	0	0	-2	12	50	10					
5	49	45	50	Austin Cook	67-72-69-70=278	\$24,833	41	T14	290.3	T68	48	T48	116	T36	2	-4	0	13							

The following players missed the cut

After Round					Fairways		Driving									
1	2	3	Player	Score	Money	Hit	Gir	Putts	Par 3	Par 4	Par 5	Birdies	Pars	Bogeys		
134	81	Cut	Davis Love III	75-66=141	\$3,000	15	279.5	16	52	-1	3	-1	8	19	9	5
62	81	Cut	Padraig Harrington	71-70=141	\$3,000	18	316.5	25	61	0	1	0	5	26	4	10
48	81	Cut	Sergio Garcia	70-71=141	\$3,000	19	294.5	25	60	4	0	-3	8	21	5	8
62	81	Cut	Matt Kuchar	71-70=141	\$3,000	17	281.8	25	62	2	-4	3	6	23	7	8
62	81	Cut	Luke List	71-70=141	\$3,000	15	311.5	29	65	2	1	-2	6	23	7	6
100	81	Cut	J.B. Holmes	73-68=141	\$3,000	15	317.3	25	59	4	-1	-2	7	22	6	7
100	81	Cut	Brendan Steele	73-68=141	\$3,000	19	305.8	26	64	3	0	-2	6	22	5	10
16	81	Cut	Kyle Stanley	68-73=141	\$3,000	22	288.5	22	59	-1	4	-2	6	23	7	9
62	81	Cut	Troy Merritt	71-70=141	\$3,000	22	288.3	23	56	2	0	-1	5	25	6	6
83	81	Cut	Patton Kizzire	72-69=141	\$3,000	18	298.5	28	64	0	3	-2	6	24	5	7
83	81	Cut	Shugo Imahira	72-69=141	\$3,000	18	289.3	21	57	0	0	1	6	25	3	7
62	81	Cut	Bryson DeChambeau	71-70=141	\$3,000	15	306.5	25	61	-2	3	0	5	25	6	4
100	93	Cut	Shaun Micheel	73-69=142	\$3,000	15	276.5	21	59	0	0	2	3	28	5	8
33	93	Cut	Ryan Armour	69-73=142	\$3,000	19	285.3	23	59	1	0	1	6	23	6	8
100	93	Cut	Henrik Stenson	73-69=142	\$3,000	22	294.8	26	63	1	2	-1	5	25	5	6
83	93	Cut	Bill Haas	72-70=142	\$3,000	11	294	24	62	2	1	-1	4	26	6	8
83	93	Cut	Kevin Streelman	72-70=142	\$3,000	18	301.3	22	57	1	1	0	5	24	7	10
62	93	Cut	Alex Noren	71-71=142	\$3,000	16	296.8	23	61	2	1	-1	2	31	2	7
83	93	Cut	Justin Harding	72-70=142	\$3,000	19	284.8	28	66	3	0	-1	5	24	7	7
100	93	Cut	Peter Uihlein	73-69=142	\$3,000	15	307.5	18	53	3	2	-3	8	18	10	8
134	93	Cut	Whee Kim	75-67=142	\$3,000	15	282.5	21	56	-1	3	0	8	20	6	7
83	93	Cut	Matthew Fitzpatrick	72-70=142	\$3,000	20	288.8	23	60	1	0	1	5	24	7	6
120	93	Cut	Jordan L Smith	74-68=142	\$3,000	19	310.8	26	65	0	3	-1	4	26	6	8
100	104	Cut	John Daly	73-70=143	\$3,000	17	304	22	58	1	3	-1	7	20	8	9
120	104	Cut	Sean McCarty (CP)	74-69=143	\$3,000	15	307.8	25	63	-1	4	0	6	22	7	5
83	104	Cut	Charley Hoffman	72-71=143	\$3,000	19	307	23	62	2	2	-1	5	24	6	8
120	104	Cut	Rich Beem	74-69=143	\$3,000	23	291.5	23	61	2	2	-1	6	23	5	9
16	104	Cut	Mikko Korhonen	68-75=143	\$3,000	21	291.3	24	62	0	1	2	6	22	7	6
48	104	Cut	Anirban Lahiri	70-73=143	\$3,000	19	293	20	57	3	2	-2	8	17	11	7
100	104	Cut	James Hahn	73-70=143	\$3,000	22	297.3	24	62	1	3	-1	5	23	8	7
62	104	Cut	Adam Hadwin	71-72=143	\$3,000	17	292.5	23	61	1	3	-1	4	25	7	9
83	104	Cut	Patrick Reed	72-71=143	\$3,000	18	293	24	63	2	1	0	3	27	6	7
144	104	Cut	Alexander Levy	76-67=143	\$3,000	17	309.5	27	64	3	0	0	4	27	3	9
33	104	Cut	Shubhankar Sharma	69-74=143	\$3,000	19	284.5	25	61	-1	2	2	5	24	6	4
100	115	Cut	Phil Mickelson	73-71=144	\$3,000	18	289.5	24	62	3	1	0	6	23	4	10
120	115	Cut	Paul Broadhurst	74-70=144	\$3,000	17	265	24	61	2	1	1	7	18	11	6
48	115	Cut	Chris Wood	70-74=144	\$3,000	17	281.3	23	60	1	4	-1	4	25	6	4
83	115	Cut	Jason Dufner	72-72=144	\$3,000	19	295	18	56	3	2	-1	7	19	9	7
134	115	Cut	Kiradech Aphibarnrat	75-69=144	\$3,000	20	293.8	21	59	3	0	1	6	21	8	11
100	115	Cut	Danny Willett	73-71=144	\$3,000	17	305.3	19	55	3	4	-3	6	21	8	7
134	115	Cut	Andy Sullivan	75-69=144	\$3,000	18	295.3	21	56	0	3	1	8	16	12	11
100	115	Cut	Beau Hossler	73-71=144	\$3,000	17	296.8	20	57	3	2	-1	5	24	5	9
100	115	Cut	Ryuko Tokimatsu	73-71=144	\$3,000	19	275	22	60	1	3	0	5	23	7	8
144	115	Cut	Aaron Wise	76-68=144	\$3,000	22	293.3	24	64	2	2	0	6	21	8	4
144	125	Cut	Zach J. Johnson (CP)	76-69=145	\$3,000	17	269.5	24	64	-2	8	-1	4	24	7	8
83	125	Cut	Alexander Bjork	72-73=145	\$3,000	19	293.8	19	56	2	2	1	4	24	7	6
83	125	Cut	Craig Hocknull (CP)	72-73=145	\$3,000	23	292.3	25	66	2	3	0	2	27	7	7
62	125	Cut	Kelly Kraft	71-74=145	\$3,000	17	279	25	66	0	4	1	4	23	9	8
100	129	Cut	Ryan Vermeer (CP)	73-73=146	\$3,000	12	294.8	18	59	0	6	0	2	26	8	3
120	129	Cut	Scott Piercy	74-72=146	\$3,000	17	296	17	56	0	5	1	5	21	9	7
62	129	Cut	Jamie Lovemark	71-75=146	\$3,000	14	302.8	18	58	2	5	-1	3	24	9	8
100	129	Cut	Paul Dunne	73-73=146	\$3,000	6	302	16	54	3	4	-1	4	23	8	9
100	133	Cut	Y.E. Yang	73-74=147	\$3,000	19	279.3	16	56	0	8	-1	7	17	10	8
120	133	Cut	Jason Schmuhl (CP)	74-73=147	\$3,000	10	269.5	20	60	1	5	1	4	22	9	9
83	133	Cut	Daniel Balin (CP)	72-75=147	\$3,000	19	270	23	65	2	3	2	4	22	9	9
144	133	Cut	Matt Dobyns (CP)	76-71=147	\$3,000	15	303.8	25	59	1	7	-1	10	15	7	6
134	137	Cut	Omar Uresti (CP)	75-73=148	\$3,000	23	273.5	21	61	3	6	-1	4	21	10	8
134	137	Cut	Paul Casey	75-73=148	\$3,000	13	305	24	65	1	8	-1	4	21	10	9
48	137	Cut	Bubba Watson	70-78=148	\$3,000	12	298	18	60	4	6	-2	4	22	8	9
120	137	Cut	Matthew Borchert (CP)	74-74=148	\$3,000	14	288.5	18	60	4	5	-1	6	16	14	9
151	137	Cut	Shawn Warren (CP)	77-71=148	\$3,000	11	282.8	14	57	3	6	-1	4	20	12	13
134	137	Cut	Chesson Hadley	75-73=148	\$3,000	17	292.3	21	61	1	7	0	5	21	8	8
120	137	Cut	Rich Berberian, Jr. (CP)	74-74=148	\$3,000	14	304.3	22	64	2	7	-1	2	26	6	10
134	144	Cut	Craig Bowden (CP)	75-74=149	\$3,000	20	244.5	19	62	2	8	-1	4	20	11	7
83	144	Cut	Si Woo Kim	72-77=149	\$3,000	21	274.8	21	65	1	7	1	3	22	10	11
154	146	Cut	Brian Smock (CP)	79-71=150	\$3,000	15	289.3	18	63	2	6	2	4	19	12	11
134	146	Cut	Michael Block (CP)	75-75=150	\$3,000	22	285.5	16	57	4	8	-2	3	21	11	15
144	146	Cut	Marty Jertson (CP)	76-74=150	\$3,000	13	281.3	22	63	4	5	1	6	18	8	10
100	146	Cut	Michael Kim	73-77=150	\$3,000	14	273.3	12	55	3	7	0	2	23	10	6
156	146	Cut	David Muttitt (CP)	81-69=150	\$3,000	17	295	19	62	3	10	-3	6	16	12	9
152	151	Cut	Johan Kok (CP)	78-73=151	\$3,000	16	285	19	63	1	10	0	2	23	9	
144	151	Cut	Jaysen Hansen (CP)	76-75=151	\$3,000	22	263.8	20	64	4	6	1	5	17	12	
152	153	Cut	Jorge Campillo	78-74=152	\$3,000	10	287	14	58	4	6	2	2	20	14	
144	154	Cut	Yusaku Miyazato	76-77=153	\$3,000	13	263.5	20	62	3	12	-2	3	22	7	
155	155	Cut	Bob Sowards (CP)	80-75=155	\$3,000	14	292.8	15	61	2	15	-2	3	17	14	
62		WD	HaoTong Li	71=71		6	295	11	29	-2	2	1	3	11	4	

2017 Some storylines are too good to be true. But for Justin Thomas, the son and grandson of PGA Professionals, winning the PGA Championship was a dream come true.

Thomas fired a closing three-under-par, 68 to win the 99th PGA Championship by two shots at Quail Hollow Club in Charlotte. Francesco Molinari, Louis Oosthuizen and Patrick Reed finished in a tie for second at 6-under, 278. Third-round leader, Kevin Kisner, shot 74 on Sunday and finished in a tie for seventh.

Thomas, 24, entered play Sunday two shots back and in a tie for fourth place, but three birdies on his inward 9 eventually secured the first major championship of his career.

"For me, the PGA (Championship) definitely had a special place in my heart, and maybe (it provided) a special drive. (Winning the PGA) was really cool," said Thomas. "For this to be my first (major championship victory)

Champion: Justin Thomas	
Site:	Quail Hollow Club
	Charlotte, North Carolina
Date:	August 10-13
Purse:	\$10.5 million
Par:	35-36-71 (7,600 yards)
Field:	156 Cut at 148
	75 players advanced

and have my Dad (PGA Master Professional, Mike Thomas) here, and I know grandpa (retired PGA Life Member, Paul Thomas) was watching at home ... was pretty cool. It's just a great win for the family."

Thomas -- who finished at 8-under-par, 276 -- kick started his back-nine surge with an 8-foot-birdie putt on No. 10 that hung on the lip of the hole for 11 seconds before gravity intervened.

"The putt was funny, I didn't even see it go in. ... I was like, 'This ball has to go in. There's no way that it can stay there.' I threw a little fit ... yeah, (then) gravity took over and the roar



was pretty loud."

Two holes later, he buried a 40-foot greenside chip and his lead was two. A pin-seeking tee shot and 15-foot birdie putt on the dangerous par-3 17th cinched the Wanamaker Trophy.

"That shot, I'll never forget that vision in my head. It landed, and getting closer, and when that putt went in, it was definitely a relief," said Thomas.

Walking off No. 18, Thomas was greeted by fellow twenty-somethings Jordan Spieth, Rickie Fowler and roommate Bud Cauley. The

	Course Avg	Rds Under Par	At Par	Over Par	Round Leader	Low Round	Justin Thomas
Round 1	74.737	24	8	124	K. Kisner, Thorbjorn Olesen (67)	K. Kisner, T. Olesen (67)	T44th (73)
Round 2	73.601	34	10	109	Kevin Kisner, H. Matsuyama (134)	H. Matsuyama, F. Molinari (64)	T7th (141)
Round 3	72.200	19	15	41	Kevin Kisner (206)	J.B. Holmes, S. Kodaira (67)	T4th (210)
Round 4	71.827	27	8	40	Justin Thomas (276)	P. Reed, F. Molinari, D. Johnson, R. Fowler, M. Leishman (67)	1st (266)
Totals	73.469	104	41	314			

Championship Summary

Place	Player	Score	Winnings	Place	Player	Score	Winnings	Place	Player	Score	Winnings
1	Justin Thomas	73-66-69-68=276	\$1,890,000.00	48	Satoshi Kodaira	71-76-67-75=289	\$25,900.00	Cut	Alexander Levy	75-74=149	\$3,000.00
2	Francesco Molinari	73-64-74-67=278	\$784,000.00	49	Shane Lowry	74-69-74-72=289	\$25,900.00	Cut	Daniel Berger	73-76=149	\$3,000.00
2	Louis Oosthuizen	70-67-71-70=278	\$784,000.00	54	Steve Stricker	75-70-72-73=290	\$22,875.00	Cut	Shaun Micheel	73-77=150	\$3,000.00
2	Patrick Reed	69-73-69-67=278	\$784,000.00	54	Bill Haas	75-69-73-73=290	\$22,875.00	Cut	Ernie Els	80-70=150	\$3,000.00
5	Rickie Fowler	69-70-73-67=279	\$388,500.00	54	D.A. Points	68-73-74-75=290	\$22,875.00	Cut	Sergio Garcia	75-75=150	\$3,000.00
5	Hideki Matsuyama	70-64-73-72=279	\$388,500.00	54	Ryan Fox	75-66-71-78=290	\$22,875.00	Cut	Nicolas Colsaerts	75-75=150	\$3,000.00
7	Graham DeLaet	70-73-68-69=280	\$317,500.00	58	Jason Dufner	74-72-72-73=291	\$21,800.00	Cut	Jimmy Walker	81-69=150	\$3,000.00
7	Kevin Kisner	67-67-72-74=280	\$317,500.00	58	Kelly Kraft	73-73-71-74=291	\$21,800.00	Cut	Jhonattan Vegas	78-72=150	\$3,000.00
9	Matt Kuchar	71-74-70-68=283	\$250,000.00	58	Jon Rahm	70-75-71-75=291	\$21,800.00	Cut	Brendan Steele	74-76=150	\$3,000.00
9	Chris Stroud	68-68-71-76=283	\$250,000.00	61	Adam Scott	71-76-74-71=292	\$21,300.00	Cut	William McGirt	77-73=150	\$3,000.00
9	Jason Day	70-66-77-70=283	\$250,000.00	61	Tommy Fleetwood	70-75-73-74=292	\$21,300.00	Cut	Russell Knox	77-73=150	\$3,000.00
9	Jordan L. Smith	70-75-70-68=283	\$250,000.00	63	Dylan Frittelli	73-71-77-72=293	\$20,800.00	Cut	Mackenzie Hughes	78-72=150	\$3,000.00
13	Henrik Stenson	74-70-70-70=284	\$160,000.00	63	David Lingmerth	72-73-71-77=293	\$20,800.00	Cut	Matthew Fitzpatrick	76-74=150	\$3,000.00
13	Paul Casey	69-70-74-71=284	\$160,000.00	63	Cody Gribble	72-75-74-72=293	\$20,800.00	Cut	Padraig Harrington	79-72=151	\$3,000.00
13	Ryan Moore	71-71-73-69=284	\$160,000.00	66	Vijay Singh	75-70-79-70=294	\$20,400.00	Cut	Soren Kjeldsen	73-78=151	\$3,000.00
13	Marc Leishman	75-71-71-67=284	\$160,000.00	67	Lee Westwood	73-72-75-75=295	\$19,900.00	Cut	Yuta Ikeda	72-79=151	\$3,000.00
13	Brian Harman	69-75-71-69=284	\$160,000.00	67	Hideito Tanihara	71-75-74-75=295	\$19,900.00	Cut	Jonas Blixt	74-77=151	\$3,000.00
13	Scott Brown	73-68-70-73=284	\$160,000.00	67	Alex Noren	74-69-75-77=295	\$19,900.00	Cut	Pablo Larrazabal	77-74=151	\$3,000.00
13	Dustin Johnson	70-74-73-71=284	\$160,000.00	67	K.T. Kim	73-72-75-75=295	\$19,900.00	Cut	Branden Grace	77-74=151	\$3,000.00
13	James Hahn	73-70-71-70=284	\$160,000.00	71	Daniel	76-67-77-76=296	\$19,450.00	Cut	Jim Furyk	76-76=152	\$3,000.00
13	Brooks Koepka	68-73-69-75=285	\$160,000.00	71	Russell Henley	75-71-77-73=296	\$19,450.00	Cut	Kyle Stanley	76-76=152	\$3,000.00
22	Ian Poulter	74-71-71-69=285	\$89,167.00	73	*Omar Uresti	74-70-80-73=297	\$19,250.00	Cut	Emiliano Grillo	78-74=152	\$3,000.00
22	Chez Reavie	72-70-70-73=285	\$89,167.00	73	Charles Howell III	78-69-78-72=297	\$19,250.00	Cut	Danny Willett	73-79=152	\$3,000.00
22	Rory McIlroy	72-72-73-68=285	\$89,167.00	75	Anirban Lahiri	72-73-76-78=299	\$19,100.00	Cut	Andy Sullivan	78-74=152	\$3,000.00
22	Gary Woodland	68-74-69-74=285	\$89,167.00	75	Jim Furyk	74-67-69-74=284	\$17,450.00	Cut	Wesley Bryan	74-78=152	\$3,000.00
22	Grayson Murray	68-73-69-75=285	\$89,167.00	73	Freddie Jacobson	71-71-70-72=284	\$17,450.00	Cut	John Daly	74-79=153	\$3,000.00
22	Robert Streb	74-70-70-71=285	\$89,167.00	73	Rich Beem	69-72-72-71=284	\$17,450.00	Cut	Davis Love III	78-75=153	\$3,000.00
28	Pat Perez	70-76-69-71=286	\$64,200.00	79	Matt Jones	74-68-70-73=285	\$16,900.00	Cut	Phil Mickelson	79-74=153	\$3,000.00
28	Richard Sterne	73-72-70-71=286	\$64,200.00	79	Bradley Dredge	69-71-75-70=285	\$16,900.00	Cut	*Greg Gregory	77-76=153	\$3,000.00
28	J.B. Holmes	74-73-67-72=286	\$64,200.00	79	Brian Stuard	70-70-75-70=285	\$16,900.00	Cut	Thongchai Jaidee	80-73=153	\$3,000.00
28	Byeong Hun An	71-69-74-72=286	\$64,200.00	79	Danny Willett	71-70-74-70=285	\$16,900.00	Cut	Fabrizio Zanotti	80-73=153	\$3,000.00
28	Jordan Spieth	72-73-71-70=286	\$64,200.00	79	Billy Horschel	72-70-71-72=285	\$16,900.00	Cut	*Rich Berberian, Jr.	79-74=153	\$3,000.00
33	Chris Wood	72-72-70-73=287	\$47,000.00	84	Cameron Tringale	72-68-77-69=286	\$16,600.00	Cut	Rich Beem	82-72=154	\$3,000.00
33	Sean O'Hair	71-75-70-71=287	\$47,000.00	85	Lee Westwood	69-70-73-75=287	\$16,500.00	Cut	Danny Lee	76-78=154	\$3,000.00
33	Lucas Glover	75-70-72-70=287	\$47,000.00	86	Thomas Pieters	71-70-75-74=290	\$16,400.00	Cut	*Matt Doherty	76-78=154	\$3,000.00
33	Webb Simpson	76-70-72-69=287	\$47,000.00	Cut	Justin Rose	76-72=148	\$3,000.00	Cut	*Jaysen Hansen	84-70=154	\$3,000.00
33	Jamie Lovemark	74-71-72-70=287	\$47,000.00	Cut	Scott Hend	72-76=148	\$3,000.00	Cut	Y.E. Yang	76-79=155	\$3,000.00
33	Jason Kokrak	75-70-72-70=287	\$47,000.00	Cut	Kevin Na	79-69=148	\$3,000.00	Cut	Adam Hadwin	79-76=155	\$3,000.00
33	Kevin Chappell	72-75-69-71=287	\$47,000.00	Cut	Ross Fisher	75-73=148	\$3,000.00	Cut	Xander Schauffele	74-81=155	\$3,000.00
33	Keegan Bradley	74-70-73-70=287	\$47,000.00	Cut	Bernd Wiesberger	73-75=148	\$3,000.00	Cut	*Kenny Pigman	76-79=155	\$3,000.00
33	Bud Cauley	69-74-74-70=287	\$47,000.00	Cut	Peter Uihlein	74-74=148	\$3,000.00	Cut	Thomas Bjorn	79-77=156	\$3,000.00
33	Patrick Cantlay	72-71-72-72=287	\$47,000.00	Cut	Hao Tong Li	73-75=148	\$3,000.00	Cut	Rod Pampling	77-79=156	\$3,000.00
33	Bryson	73-71-72-71=287	\$47,000.00	Cut	Jeunghun Wang	73-75=148	\$3,000.00	Cut	Chris Kirk	80-76=156	\$3,000.00
44	Sung Kang	70-71-71-76=288	\$32,125.00	Cut	Luke Donald	76-73=149	\$3,000.00	Cut	Thomas Pieters	79-77=156	\$3,000.00
44	Tony Finau	69-74-71-74=288	\$32,125.00	Cut	Graeme McDowell	73-76=149	\$3,000.00	Cut	Patrick Rodgers	79-77=156	\$3,000.00
44	Jim Herman	69-75-72=288	\$32,125.00	Cut	Bubba Watson	77-72=149	\$3,000.00	Cut	*David McNabb	78-78=156	\$3,000.00
44	Thorbjorn Olesen	67-78-71-72=288	\$32,125.00	Cut	Rafa Cabrera Bello	74-75=149	\$3,000.00	Cut	*JJ Wood	78-78=156	\$3,000.00
48	Charley Hoffman	75-71-73-70=289	\$25,900.00	Cut	Luke List	75-74=149	\$3,000.00	Cut	*Scott Hebert	83-74=157	\$3,000.00
48	Zach Johnson	71-73-71-74=289	\$25,900.00	Cut	Martin Laird	77-72=149	\$3,000.00	Cut	*Jamie Broce	79-78=157	\$3,000.00
48	Charl Schwartzel	74-70-72-73=289	\$25,900.00	Cut	Joost Luiten	76-73=149	\$3,000.00	Cut	Cameron Smith	75-82=157	\$3,000.00
48	Billy Horschel	76-70-69-74=289	\$25,900.00	Cut	Hudson Swafford	77-72=149	\$3,000.00	Cut	Young-han Song	80-77=157	\$3,000.00
				Cut	Tyrell Hatton	77-72=149	\$3,000.00	Cut	*Mike Small	80-79=159	\$3,000.00

2016 In the longest final day at the PGA Championship in 64 years, Jimmy Walker produced three big birdies on the back nine at Baltusrol and held his nerve Sunday against the No. 1 player in the world to the very end. He closed with a bogey-free 3-under 67 for a one-shot victory over defending champion Jason Day.

Walker built a three-shot lead with an 8-foot birdie putt on the par-5 17th, only to watch Day blast a 3-wood onto the green at the par-5 18th to 15 feet for an eagle, closing the margin to one shot.

Needing only a par to win, Walker went for the green and left it in deep rough to the right and well below the green. He safely pitched to 35 feet, and the putt settled 3 feet beyond the hole.

He shot 68-67 on Sunday to finish at 14-under 266, one shot from David Toms' record score in the 2001 PGA

Champion: Jimmy Walker, Boerne, Texas

Site: Baltusrol Golf Club (Lower Course)

Springfield, New Jersey

Date: July 28-31 **Purse:** \$10 million

Par: 36-36-72 (7,263 yards)

Field: 156 Cut at 142

86 players advanced

Championship. Walker played the final 28 holes without a bogey. He began the back nine by holing a 45-foot bunker shot on No. 10 and making a 30-foot birdie putt on No. 11. The final birdie was the most important. Walker twice had to back off his 8-foot birdie putt on the 17th when he heard the crowd erupt after Day's shot into the 18th.

It slipped in the edge of the cup for birdie, and Walker had the cushion he needed.

It was a long road to his first major for the 37-year-old American, and it ended with a marathon. More amazing than



Walker playing bogey-free for his first major was that the PGA Championship even finished. Any delay would have meant a Monday finish. Instead, it was the first time since Jim Turnesa won the 1952 PGA Championship in a 36-hole match that the winner played so many holes on the final day.

In a most peculiar final day at a major, the PGA Championship allowed for preferred lies because of nearly four inches of rain during the week that drenched the Lower Course. Desperate to beat the clock and avoid a second straight Monday finish at

	Course Avg	Rds Under Par	At Par	Over Par	Round Leader	Low Round	Jason Day
Round 1	71.692	35	19	102	Jimmy Walker (65)	Jimmy Walker (65)	1st (65)
Round 2	70.686	48	30	78	Jimmy Walker, Robert Streb (131)		Robert Streb (63)
T1st (131)							
Round 3	69.907	38	16	32	Jimmy Walker (199)	Kevin Kisner, Padraig Harrington (65)	1st (199)
Round 4	69.337	48	13	25	Jimmy Walker (266)	Joost Luiten, Soren Kjeldsen (65)	1st (266)

Championship Summary

Place	Player	Score	Winnings	Place	Player	Score	Winnings	Place	Player	Score	Winnings
1	Jimmy Walker	65-66-68-67=266	\$1,800,000.00	49	Rafael Cabrera-	72-70-70-67=279	\$25,000.00	Cut	Byeong Hun An	72-72=144	\$3,000.00
2	Jason Day	68-65-67-67=267	\$1,080,000.00	49	Patton Kizzire	71-71-68-69=279	\$25,000.00	Cut	Shane Lowry	72-73=145	\$3,000.00
3	Daniel	70-67-67-66=270	\$680,000.00	49	Aaron Baddeley	70-70-71-68=279	\$25,000.00	Cut	Sergio Garcia	71-74=145	\$3,000.00
4	Brooks Koepka	68-67-66-70=271	\$405,000.00	56	Danny Lee	69-70-70-71=280	\$22,250.00	Cut	Gary Woodland	73-72=145	\$3,000.00
4	Branden Grace	70-68-66-67=271	\$405,000.00	56	Bill Haas	70-70-68-72=280	\$22,250.00	Cut	*Ben Polland	72-73=145	\$3,000.00
4	Hideki Matsuyama	69-67-67-68=271	\$405,000.00	56	Brandt Snedeker	73-66-70-71=280	\$22,250.00	Cut	*Matt Dobyns	73-72=145	\$3,000.00
7	Martin Kaymer	66-69-71-66=272	\$293,000.00	56	Young-han Song	71-68-73-68=280	\$22,250.00	Cut	Jason Bohn	71-74=145	\$3,000.00
7	Robert Streb	68-63-72-69=272	\$293,000.00	60	Marc Leishman	69-67-74=281	\$20,000.00	Cut	Bryce Molder	74-71=145	\$3,000.00
7	Henrik Stenson	67-67-67-71=272	\$293,000.00	60	George Coetzee	72-67-74-68=281	\$20,000.00	Cut	Kevin Chappell	72-73=145	\$3,000.00
10	Tyrell Hatten	71-68-66-68=273	\$233,000.00	60	Bubba Watson	71-69-70-71=281	\$20,000.00	Cut	Darren Clarke	74-71=145	\$3,000.00
10	William McGirt	70-67-66-70=273	\$233,000.00	60	Jason Dufner	71-71-70-69=281	\$20,000.00	Cut	Charley Hoffman	75-70=145	\$3,000.00
10	Paul Casey	69-69-68-67=273	\$233,000.00	60	Andrew Johnston	70-69-71-71=281	\$20,000.00	Cut	Kevin Steelman	75-70=145	\$3,000.00
13	Webb Simpson	69-69-66-70=274	\$172,400.00	60	Harris English	67-69-74-71=281	\$20,000.00	Cut	*Rich Berberian, Jr.	72-74=146	\$3,000.00
13	Patrick Reed	70-65-70-69=274	\$172,400.00	66	Kiradech	70-72-69-71=282	\$18,500.00	Cut	Peter Malnati	73-73=146	\$3,000.00
13	Jordan Spieth	70-67-69-68=274	\$172,400.00	66	Ernie Els	73-69-69-71=282	\$18,500.00	Cut	Matt Kuchar	74-72=146	\$3,000.00
13	Padraig Harrington	71-70-65-68=274	\$172,400.00	66	Justin Thomas	69-72-72-69=282	\$18,500.00	Cut	*Mark R. Brown	75-71=146	\$3,000.00
13	Emiliano Grillo	66-67-73-68=274	\$172,400.00	66	Roberto Castro	72-70-69-71=282	\$18,500.00	Cut	Kristoffer Broberg	72-74=146	\$3,000.00
18	Kevin Kisner	71-69-65-70=275	\$121,000.00	70	Ryan Moore	71-67-74-71=283	\$17,900.00	Cut	Jonas Blixt	75-71=146	\$3,000.00
18	John Senden	68-70-69-68=275	\$121,000.00	70	Colt Knost	69-73-68-73=283	\$17,900.00	Cut	Bernd Wiesberger	75-71=146	\$3,000.00
18	Adam Scott	70-67-69-69=275	\$121,000.00	70	James Hahn	67-73-70-73=283	\$17,900.00	Cut	Anirban Lahiri	73-73=146	\$3,000.00
18	Gregory Bourdy	69-68-69-69=275	\$121,000.00	73	Marcus Fraser	71-68-72-73=284	\$17,450.00	Cut	*David Multrill	73-74=147	\$3,000.00
22	David Lingmerth	68-70-69-69=276	\$75,636.36	73	Daniel Berger	71-69-71-73=284	\$17,450.00	Cut	*Brian Gaffney	74-73=147	\$3,000.00
22	Justin Rose	70-72-66-68=276	\$75,636.36	73	Thongchai Jaidee	72-70-73-69=284	\$17,450.00	Cut	Soomin Lee	77-70=147	\$3,000.00
22	K.J. Choi	68-70-71-67=276	\$75,636.36	73	Jim Furyk	74-67-69-74=284	\$17,450.00	Cut	Tony Finau	77-70=147	\$3,000.00
22	Francesco Molinari	71-70-68-67=276	\$75,636.36	73	Freddie Jacobson	71-71-70-72=284	\$17,450.00	Cut	*Rob Labritz	71-76=147	\$3,000.00
22	Jhonattan Vegas	68-71-70-67=276	\$75,636.36	73	Rich Beem	69-72-72-71=284	\$17,450.00	Cut	David Toms	74-73=147	\$3,000.00
22	Billy Hurley III	72-65-69-70=276	\$75,636.36	79	Matt Jones	74-68-70-73=285	\$16,900.00	Cut	Jamie Lovemark	71-76=147	\$3,000.00
22	Kevin Na	71-68-71-66=276	\$75,636.36	79	Bradley Dredge	69-71-75-70=285	\$16,900.00	Cut	John Daly	74-73=147	\$3,000.00
22	Russell Henley	68-72-68-68=276	\$75,636.36	79	Brian Stuard	70-70-75-70=285	\$16,900.00	Cut	*Johan Kok	72-76=148	\$3,000.00
22	Russell Knox	70-70-67-69=276	\$75,636.36	79	Danny Willett	71-70-74-70=285	\$16,900.00	Cut	*Michael Block	72-76=148	\$3,000.00
22	Kyle Reifers	70-70-70-66=276	\$75,636.36	79	Billy Horschel	72-70-71-72=285	\$16,900.00	Cut	K.T. Kim	77-71=148	\$3,000.00
22	Louis Oosthuizen	68-70-70-68=276	\$75,636.36	84	Cameron Tringale	72-68-77-69=286	\$16,600.00	Cut	Fabian Gomez	75-73=148	\$3,000.00
33	Yuta Ikeda	70-67-73-67=277	\$45,288.88	85	Lee Westwood	69-70-73-75=287	\$16,500.00	Cut	Greg Chalmers	72-76=148	\$3,000.00
33	Rickie Fowler	68-68-71-70=277	\$45,288.88	86	Thomas Pieters	71-70-75-74=290	\$16,400.00	Cut	Jeunghun Wang	73-75=148	\$3,000.00
33	Joost Luiten	72-70-70-65=277	\$45,288.88	Cut	*Ryan Helminen	72-71=143	\$3,000.00	Cut	*Josh Speight	77-71=148	\$3,000.00
33	Phil Mickelson	71-70-68-68=277	\$45,288.88	Cut	Smylie Kaufman	73-70=143	\$3,000.00	Cut	Jim Herman	77-71=148	\$3,000.00
33	Hideki Tanihara	71-66-73-67=277	\$45,288.88	Cut	Luke Donald	72-71=143	\$3,000.00	Cut	Nicolas Colsearts	72-76=148	\$3,000.00
33	Zach Johnson	71-66-71-69=277	\$45,288.88	Cut	Chris Kirk	74-69=143	\$3,000.00	Cut	*Joseph	76-73=149	\$3,000.00
33	Vaughn Taylor	68-71-70-68=277	\$45,288.88	Cut	Y.E. Yang	72-71=143	\$3,000.00	Cut	Troy Merritt	77-72=149	\$3,000.00
33	Soren Kjeldsen	70-69-73-65=277	\$45,288.88	Cut	Scott Piercy	72-71=143	\$3,000.00	Cut	Rocco Mediate	76-73=149	\$3,000.00
33	Jon Curran	69-69-69-70=277	\$45,288.88	Cut	Victor Dubuisson	69-74=143	\$3,000.00	Cut	Dustin Johnson	77-72=149	\$3,000.00
42	Jamie Donaldson	69-67-72-70=278	\$30,142.85	Cut	Rory McIlroy	74-69=143	\$3,000.00	Cut	Graeme McDowell	74-75=149	\$3,000.00
42	Charl Schwartzel	73-69-66-70=278	\$30,142.85	Cut	Chris Wood	69-74=143	\$3,000.00	Cut	*Omar Uresti	72-78=150	\$3,000.00
42	Steve Stricker	69-70-67-72=278	\$30,142.85	Cut	Thorbjorn Olesen	70-74=144	\$3,000.00	Cut	*Mitch Lowe	74-76=150	\$3,000.00
42	Scott Hend	68-70-68-72=278	\$30,142.85	Cut	Vijay Singh	74-70=144	\$3,000.00	Cut	*Tommy Sharp	77-73=150	\$3,000.00
42	Ryan Palmer	71-71-69-67=278	\$30,142.85	Cut	J.B. Holmes	75-69=144	\$3,000.00	Cut	Brandon Stone	79-71=150	\$3,000.00
42	Ross Fisher	66-73-70-69=278	\$30,142.85	Cut	*Rod Perry	73-71=144	\$3,000.00	Cut	Shaun Micheel	77-74=151	\$3,000.00
49	Keegan Bradley	73-68-71-66=278	\$30,142.85	Cut	Harold Varner III	72-72=144	\$3,000.00	Cut	*Brad Ott	79-72=151	\$3,000.00
49	Jason Kokrak	70-72-69-68=279	\$25,000.00	Cut	Brendan Steele	71-73=144	\$3,000.00	Cut	*Wyatt	76-76=152	\$3,000.00
49	Matthew Fitzpatrick	72-70-70-67=279	\$25,000.00	Cut	Si Woo Kim	71-73=144	\$3,000.00	Cut	James Morrison	78-76=154	\$3,000.00
49	Andy Sullivan	67-71-72-69=279	\$25,000.00	Cut	Rikard Karlberg	72-72=144	\$3,000.00	Cut	*Rick Schuller	78-76=154	\$3,000.00
49	Alexander Noren	70-68-71-70=279	\$25,000.00	Cut	Zac Blair	73-71=144	\$3,000.00	Cut	*Brad Lardon	83-74=157	\$3,000.00


*Club Professional

2015 Jason Day also entered Sunday's final round leading Jordan Spieth, who was attempting to cap a historical summer by winning all three U.S.-based major championships, by three strokes. Day, 27, answered both obstacles -- his own and Spieth's pursuit -- by hatching a little history of his own. Day distanced himself from Spieth with a 5-under-par 67 to win his first major comfortably by three strokes. He was never seriously threatened and became the fifth Australian to win the

Champion: Jason Day, Beaudesert, Queensland,

Site: Whistling Straits (Straits Course)
Kohler, Wis.
Date: Aug. 13-16 **Purse:** \$10 million
Par: 36-36--72 (7,501 yards)

PGA Championship, the first since Steve Elkington in 1995. With his friend, mentor, coach and caddie, Colin Swatton, on his bag, Day became the first player in major championship history to finish as low as 20-under-par. He edged Tiger Woods' mark of 19-under at the 2000 Open



	Course Avg	Rds Under Par	At Par	Over Par	Round Leader	Low Round	Jason Day
Round 1	74.147	38	16	102	Dustin Johnson (66)	Dustin Johnson (66)	T-3rd (68)
Round 2	72.935	62	17	75	Matt Jones (133)	Hiroshi Iwata (63)	2nd (135)
Round 3	70.623	48	8	21	Jason Day (201)	Branden Grace (64)	1st (201)
Round 4	71.727	37	6	34	Jason Day (268)	Brooks Koepka, David Lingmerth (66)	1st (268)

Championship Summary

Place	Name	Score	Winnings	Place	Name	Score	Winnings	Place	Name	Score	Winnings
1	Jason Day	68-67-66-67=268	\$1,800,000.00	54	Danny Willett	74-70-71-73=288	\$22,500.00	Cut	Graeme McDowell	73-76=149	\$3,000.00
2	Jordan Spieth	71-67-65-68=271	\$1,080,000.00	54	Webb Simpson	71-71-72-74=288	\$22,500.00	Cut	Steven Bowditch	74-75=149	\$3,000.00
3	Branden Grace	71-69-64-69=273	\$680,000.00	54	Sergio Garcia	72-71-75-70=288	\$22,500.00	Cut	Geoff Ogilvy	74-75=149	\$3,000.00
4	Justin Rose	69-67-68-70=274	\$480,000.00	54	Kevin Streelman	73-71-74-70=288	\$22,500.00	Cut	Andy Sullivan	78-72=150	\$3,000.00
5	Brooks Koepka	73-69-67-66=275	\$367,500.00	54	Troy Merritt	74-70-75-69=288	\$22,500.00	Cut	Colin Montgomerie	78-72=150	\$3,000.00
5	Anirban Lahiri	70-67-70-68=275	\$367,500.00	54	Mikko Ilonen	72-73-71-72=288	\$22,500.00	Cut	Camilo Villegas	75-75=150	\$3,000.00
7	George Coetzee	74-65-70-67=276	\$293,000.00	54	Francesco Molinari	71-73-69-75=288	\$22,500.00	Cut	Ian Poulter	75-75=150	\$3,000.00
7	Dustin Johnson	66-73-68-69=276	\$293,000.00	61	Emiliano Grillo	70-73-72-74=289	\$20,200.00	Cut	Soren Kjeldsen	72-78=150	\$3,000.00
7	Matt Kuchar	68-72-68-68=276	\$293,000.00	61	Keegan Bradley	76-70-72-71=289	\$20,200.00	Cut	Ross Fisher	76-74=150	\$3,000.00
10	Tony Finau	71-66-69-71=277	\$243,000.00	61	Chesson Hadley	73-71-70-75=289	\$20,200.00	Cut	Miguel A. Jimenez	76-74=150	\$3,000.00
10	Robert Streb	70-73-67-71=277	\$243,000.00	64	Sangmoon Bae	71-72-72-75=290	\$19,400.00	Cut	Grant Sturgeon	77-73=150	\$3,000.00
12	David Lingmerth	67-70-75-66=278	\$185,400.00	65	Bill Haas	73-72-71-75=291	\$18,800.00	Cut	Pablo Larrazabal	79-72=151	\$3,000.00
12	Brandt Snedeker	71-70-68-69=278	\$185,400.00	65	Charles Howell III	70-70-77-74=291	\$18,800.00	Cut	Adam Scott	76-75=151	\$3,000.00
12	Martin Kaymer	70-70-65-73=278	\$185,400.00	65	Brendon de Jonge	72-71-75-73=291	\$18,800.00	Cut	David Howell	73-78=151	\$3,000.00
12	Brendan Steele	69-69-73-67=278	\$185,400.00	68	Kiradech	72-72-73-75=292	\$18,200.00	Cut	Bob Sowards	75-76=151	\$3,000.00
12	Russell Henley	68-71-70-69=278	\$185,400.00	68	J.J. Taylor	73-73-75-71=292	\$18,200.00	Cut	Chris Wood	76-75=151	\$3,000.00
17	Rory McIlroy	71-71-68-69=279	\$148,000.00	68	Jason Dufner	71-75-69-77=292	\$18,200.00	Cut	Adam Rainaud	74-77=151	\$3,000.00
18	Phil Mickelson	72-73-66-69=280	\$126,000.00	71	Brian Gaffney	71-73-78-71=293	\$17,900.00	Cut	Thongchai Jaidee	74-78=152	\$3,000.00
18	Victor Dubuisson	76-70-67-67=280	\$126,000.00	72	Koumei Oda	79-67-72-76=294	\$17,700.00	Cut	Joost Luiten	80-72=152	\$3,000.00
18	Justin Thomas	72-70-68-70=280	\$126,000.00	72	Sean O'Hair	75-68-73-78=294	\$17,700.00	Cut	Brian Harman	78-74=152	\$3,000.00
21	Hiroshi Iwata	77-63-70-71=281	\$97,666.66	72	J.J. Henry	75-70-74-75=294	\$17,700.00	Cut	Cameron Tringale	78-74=152	\$3,000.00
21	Matt Jones	68-65-73-75=281	\$97,666.66	75	Morgan Hoffmann	72-74-72-78=296	\$17,450.00	Cut	Stephen Gallacher	76-76=152	\$3,000.00
21	Bubba Watson	72-71-70-68=281	\$97,666.66	75	Carl Pettersson	76-70-75-75=296	\$17,450.00	Cut	Davis Love III	79-73=152	\$3,000.00
24	J.B. Holmes	68-71-69-74=282	\$86,000.00	77	James Morrison	69-74-76-78=297	\$17,300.00	Cut	Benjamin Pollard	76-76=152	\$3,000.00
25	Tyrrell Hatton	73-72-68-70=283	\$74,600.00	Cut	John Senden	71-76=147	\$3,000.00	Cut	David Toms	77-75=152	\$3,000.00
25	Cameron Smith	74-68-70-71=283	\$74,600.00	Cut	Bernd Wiesberger	72-75=147	\$3,000.00	Cut	Brett Jones	75-78=153	\$3,000.00
25	Billy Horschel	72-68-68-75=283	\$74,600.00	Cut	Martin Laird	76-71=147	\$3,000.00	Cut	Ben Martin	76-77=153	\$3,000.00
25	Ernie Els	71-71-69-72=283	\$74,600.00	Cut	Rory Sabbatini	71-76=147	\$3,000.00	Cut	Alexander Levy	77-76=153	\$3,000.00
25	Henrik Stenson	76-66-70-71=283	\$74,600.00	Cut	Kevin Kisner	75-72=147	\$3,000.00	Cut	Eddie Pepperell	78-75=153	\$3,000.00
30	Patrick Reed	75-69-67-73=284	\$56,057.14	Cut	Padraig Harrington	76-71=147	\$3,000.00	Cut	Rich Beem	76-78=154	\$3,000.00
30	Steve Stricker	71-72-71-70=284	\$56,057.14	Cut	Zach Johnson	75-72=147	\$3,000.00	Cut	Matt Every	74-80=154	\$3,000.00
30	Louis Oosthuizen	72-71-72-69=284	\$56,057.14	Cut	Shane Lowry	78-69=147	\$3,000.00	Cut	Johan Kok	77-77=154	\$3,000.00
30	Rickie Fowler	73-70-70-71=284	\$56,057.14	Cut	Shaun Micheel	74-73=147	\$3,000.00	Cut	John Daly	73-82=155	\$3,000.00
30	Jim Furyk	73-70-69-72=284	\$56,057.14	Cut	Ryan Palmer	75-72=147	\$3,000.00	Cut	Brent Snyder	76-79=155	\$3,000.00
30	Paul Casey	70-70-70-74=284	\$56,057.14	Cut	Marc Leishman	79-68=147	\$3,000.00	Cut	Charley Hoffman	79-78=157	\$3,000.00
30	Nick Watney	78-68-68-70=284	\$56,057.14	Cut	David Hearn	76-71=147	\$3,000.00	Cut	Fabian Gomez	79-78=157	\$3,000.00
37	Hideki Matsuyama	70-70-71-74=285	\$39,200.00	Cut	Jimmy Walker	75-73=148	\$3,000.00	Cut	Steven Young	77-81=158	\$3,000.00
37	Jason Bohn	74-71-66-74=285	\$39,200.00	Cut	Kevin Na	74-74=148	\$3,000.00	Cut	Omar Uresti	77-82=159	\$3,000.00
37	Ryan Moore	73-70-75-67=285	\$39,200.00	Cut	Richie Ramsay	81-67=148	\$3,000.00	Cut	Darren Clarke	78-81=159	\$3,000.00
37	Boo Weekley	75-70-65-75=285	\$39,200.00	Cut	Russell Knox	77-71=148	\$3,000.00	Cut	Charles Frost	76-83=159	\$3,000.00
37	Charl Schwartzel	73-69-68-75=285	\$39,200.00	Cut	Ryan Helminen	76-72=148	\$3,000.00	Cut	Sean Dougherty	79-81=160	\$3,000.00
37	Vijay Singh	73-71-71-70=285	\$39,200.00	Cut	George McNeill	71-77=148	\$3,000.00	Cut	Jeff Olson	79-82=161	\$3,000.00
43	Luke Donald	72-70-70-74=286	\$30,000.00	Cut	Tiger Woods	75-73=148	\$3,000.00	Cut	Mark Brooks	84-78=162	\$3,000.00
43	Kevin Chappell	73-68-78-67=286	\$30,000.00	Cut	Daniel Berger	74-74=148	\$3,000.00	Cut	Austin Peters	82-81=163	\$3,000.00
43	Danny Lee	68-77-69-72=286	\$30,000.00	Cut	Tim Clark	75-73=148	\$3,000.00	Cut	Brian Cairns	83-81=164	\$3,000.00
43	Lee Westwood	72-72-70-72=286	\$30,000.00	Cut	Rafael Cabrera-	73-75=148	\$3,000.00	Cut	Daniel Venzio	89-76=165	\$3,000.00
43	Hunter Mahan	72-68-73-73=286	\$30,000.00	Cut	Matt Dobyns	76-73=149	\$3,000.00	Cut	Ryan B. Kennedy	79-90=169	\$3,000.00
48	Harris English	68-71-76-72=287	\$25,750.00	Cut	James Hahn	75-74=149	\$3,000.00	Cut	Alan Morin	87-82=169	\$3,000.00
48	Thomas Bjorn	69-75-69-74=287	\$25,750.00	Cut	Byeong-Hun An	75-74=149	\$3,000.00	WD	Alex Cejka	76=76	
48	Marcel Siem	70-70-73-74=287	\$25,750.00	Cut	Pat Perez	74-75=149	\$3,000.00	WD	Jamie Donaldson	79=79	
48	Marc Warren	72-73-69-73=287	\$25,750.00	Cut	Brendon Todd	76-73=149	\$3,000.00	DQ	Cameron Tringale	69-71-71-69=280	
48	Scott Piercy	68-70-74-75=287	\$25,750.00	Cut	Shawn Stefani	74-75=149	\$3,000.00				
48	Y.E. Yang	70-72-72-73=287	\$25,750.00	Cut	Tommy Fleetwood	77-72=149	\$3,000.00				

2014 Rory McIlroy emerged from a four-man race to outlast Phil Mickelson and the darkness at Valhalla Golf Club, to capture his second straight major championship. McIlroy's closing 3-under 68 made him the fifth player to win four majors at age 25 or younger. The others – Tiger Woods, Jack Nicklaus, Bobby Jones and “Young” Tom Morris. Trailing by three shots heading to the back nine, McIlroy rallied to take the lead and then birdied No. 17 for a two-shot advantage. Because of a two-hour rain delay, and with darkness falling quickly, it wasn't certain that McIlroy would be able to finish.

McIlroy got the invitation from Rickie Fowler at the No. 18 tee to hit his tee shot before Fowler and his playing partner,

Champion: Rory McIlroy, Holywood, Northern Ireland

Site: Valhalla Golf Club

Louisville, Kentucky

Date: Aug. 7-10 **Purse:** \$10 million

Par: 35-36–71 (7,458 yards)

Field: 156 Cut at 145
73 players advanced

Mickelson, had reached their drives. Both were only two shots behind. McIlroy then came within a yard of driving into a hazard right of the fairway before getting permission from a PGA of America Rules Official to hit his second shot. Trying to force a tie, Fowler missed a 50-foot eagle attempt before Mickelson's eagle chip came within inches of the hole. McIlroy's second found a bunker, and he two-putted from 35 feet for a one-shot



victory. Mickelson (66) finished runner-up for the ninth time in a major. Fowler became the first player in history to finish in the top five in all four majors without

	Course Avg	Rds Under Par	At Par	Over Par	Round Leader	Low Round	Rory McIlroy
Round 1	72.206	53	25	77	Ryan Palmer, Kevin Chappel & Lee Westwood (65)	Ryan Palmer, Kevin Chappel & Lee Westwood (65)	T4th (66)
Round 2	72.358	42	24	85	Rory McIlroy (133)	Jason Day (65)	1st (131)
Round 3	72.173	11	9	55	Jim Furyk (201)	Dustin Johnson (65)	2nd (202)
Round 4	70.425	37	9	27	Rory McIlroy (268)	Ernie Els, Jimmy Walker (65)	1st (268)
Totals	71.995	178	68	207			

Championship Summary

Place	Name	Score	Winings	Place	Name	Score	Winings	Place	Name	Score	Winings
1	Rory McIlroy	66-67-67-68=268	\$1,800,000.00	46	Scott Brown	71-70-70-72=283	\$24,791.66	CUT	Roberto Castro	73-73=146	
2	Phil Mickelson	69-67-67-66=269	\$1,080,000.00	46	Geoff Ogilvy	69-71-71-72=283	\$24,791.66	CUT	Jamie Broce	74-72=146	
3	Henrik Stenson	66-71-67-66=270	\$580,000.00	46	Edoardo Molinari	66-73-71-73=283	\$24,791.66	CUT	Ross Fisher	73-73=146	
3	Rickie Fowler	69-66-67-68=270	\$580,000.00	46	Branden Grace	73-70-68-72=283	\$24,791.66	CUT	Harris English	74-72=146	
5	Jim Furyk	66-68-72-66=272	\$367,500.00	46	Chris Wood	66-73-70-74=283	\$24,791.66	CUT	Eric Williamson	74-73=147	
5	Ryan Palmer	65-70-69-68=272	\$367,500.00	58	Brendan Steele	71-70-73-70=284	\$20,416.66	CUT	Webb Simpson	73-74=147	
7	Jimmy Walker	69-71-68-65=273	\$263,000.00	58	Gonzalo Fdez	71-70-72-71=284	\$20,416.66	CUT	Chesson Hadley	74-73=147	
7	Ernie Els	70-70-68-65=273	\$263,000.00	58	Francesco Molinari	71-71-71-71=284	\$20,416.66	CUT	Charles Howell III	73-74=147	
7	Victor Dubuisson	69-68-70-66=273	\$263,000.00	58	Ian Poulter	68-73-71-72=284	\$20,416.66	CUT	George Coetzee	73-74=147	
7	Hunter Mahan	70-71-65-67=273	\$263,000.00	58	Patrick Reed	70-71-70-73=284	\$20,416.66	CUT	Stewart Cink	72-75=147	
7	Steve Stricker	69-68-68-68=273	\$263,000.00	58	Billy Horschel	71-68-69-76=284	\$20,416.66	CUT	Stephen Gallacher	70-77=147	
7	Mikko Ilonen	67-68-69-69=273	\$263,000.00	64	Bubba Watson	70-72-73-72=287	\$18,700.00	CUT	Darren Clarke	79-69=148	
13	Brandt Snedeker	73-68-66-67=274	\$191,000.00	64	Chris Stroud	70-73-73-71=287	\$18,700.00	CUT	Pablo Larrazaba	79-69=148	
13	Kevin Chappell	65-74-67-68=274	\$191,000.00	64	Kevin Stadler	71-70-72-74=287	\$18,700.00	CUT	Jordan Spieth	71-77=148	
15	Charl Schwartzel	72-68-69-66=275	\$127,888.88	64	J.B. Holmes	68-72-69-78=287	\$18,700.00	CUT	John Daly	76-72=148	
15	Marc Warren	71-71-66-67=275	\$127,888.88	68	Shawn Stefani	68-75-72-73=288	\$18,200.00	CUT	Tiger Woods	74-74=148	
15	Brooks Koepka	71-71-66-67=275	\$127,888.88	69	Freddie Jacobson	72-69-73-75=289	\$17,900.00	CUT	Hyung-Sung Kim	73-75=148	
15	Lee Westwood	65-72-69-69=275	\$127,888.88	69	Colin Montgomerie	70-72-72-75=289	\$17,900.00	CUT	George McNeill	73-75=148	
15	Adam Scott	71-69-66-69=275	\$127,888.88	69	Zach Johnson	70-72-70-77=289	\$17,900.00	CUT	Scott Stallings	71-78=149	
15	Graham DeLaet	69-68-68-70=275	\$127,888.88	73	Brendon Todd	70-73-75-75=293	\$17,700.00	CUT	John Senden	75-74=149	
15	Jason Day	69-65-69-72=275	\$127,888.88	73	Rafael Cabrera	69-71-74-80=294	\$17,600.00	CUT	Rod Perry	74-75=149	
15	Louis Oosthuizen	70-67-67-71=275	\$127,888.88	CUT	Charley Hoffman	70-74=144	\$2,500.00	CUT	Miguel Angel	72-77=149	
15	Bernd Wiesberger	68-68-65-74=275	\$127,888.88	CUT	Erik Compton	71-73=144	\$2,500.00	CUT	Bob Sowards	75-75=150	
24	Justin Rose	70-72-67-67=276	\$84,000.00	CUT	Gary Woodland	72-72=144	\$2,500.00	CUT	Will MacKenzie	76-74=150	
24	Jamie Donaldson	69-70-66-71=276	\$84,000.00	CUT	Scott Piercy	73-71=144	\$2,500.00	CUT	Steve Schneiter	72-78=150	
26	Joost Luiten	68-69-69-71=277	\$78,000.00	CUT	Martin Kaymer	70-74=144	\$2,500.00	CUT	Thongchai Jaidee	71-79=150	
27	Jerry Kelly	67-74-70-67=278	\$71,000.00	CUT	Tommy Fleetwood	73-71=144	\$2,500.00	CUT	Thomas Bjorn	75-75=150	
27	Kenny Perry	72-69-69-68=278	\$71,000.00	CUT	Tim Clark	70-74=144	\$2,500.00	CUT	Shaun Micheel	72-79=151	
27	Bill Haas	71-68-68-71=278	\$71,000.00	CUT	Padraig Harrington	73-71=144		CUT	Michael Block	77-74=151	
30	Thorbjorn Olesen	71-71-70-67=279	\$62,000.00	CUT	Ryan Helminen	73-71=144		CUT	K.J. Choi	72-79=151	
30	Alexander Levy	69-71-68-71=279	\$62,000.00	CUT	Russell Henley	69-75=144		CUT	John Huh	78-73=151	
30	Danny Willett	68-73-66-72=279	\$62,000.00	CUT	Anirban Lahiri	72-73=145		CUT	Jason Kokrak	78-73=151	
33	Daniel	70-72-68-70=280	\$53,000.00	CUT	Tom Watson	72-73=145		CUT	Brian Norman	78-74=152	
33	Nick Watney	69-69-70-72=280	\$53,000.00	CUT	Davis Love III	72-73=145		CUT	Rich Beem	74-79=153	
35	Vijay Singh	71-68-73-69=281	\$42,520.00	CUT	Seung-Yul Noh	68-77=145		CUT	Rob Corcoran	76-77=153	
35	Hideki Matsuyama	71-72-70-68=281	\$42,520.00	CUT	Johan Kok	78-67=145		CUT	Matteo Manassero	80-77=157	
35	Richard Sterne	70-69-72-70=281	\$42,520.00	CUT	Ben Martin	74-71=145		CUT	Jim McGovern	83-74=157	
35	Jonas Blixt	71-70-68-72=281	\$42,520.00	CUT	Russell Knox	75-70=145		CUT	Mark Brooks	78-79=157	
35	Sergio Garcia	70-72-66-73=281	\$42,520.00	CUT	Brian Stuard	71-74=145		CUT	David McNabb	77-80=157	
40	Koumei Oda	74-68-71-69=282	\$32,000.00	CUT	Matt Every	73-72=145		CUT	Dave Tantis	79-79=158	
40	Jason Bohn	71-71-71-69=282	\$32,000.00	CUT	Kevin Streelman	69-76=145		CUT	David Hronek	81-77=158	
40	Brendon de Jonge	70-70-72-70=282	\$32,000.00	CUT	Ryo Ishikawa	72-74=146		CUT	Jerry Smith	80-78=158	
40	Luke Donald	70-72-68-72=282	\$32,000.00	CUT	Rory Sabbatini	75-71=146		CUT	Frank Esposito	83-78=161	
40	Brian Harman	71-69-69-73=282	\$32,000.00	CUT	Stuart Deane	75-71=146		CUT	Aaron Krueger	84-77=161	
40	Ryan Moore	73-68-67-74=282	\$32,000.00	CUT	David Hearn	74-72=146		CUT	Dustin Volk	81-82=163	
46	Shane Lowry	68-74-74-67=283	\$24,791.66	CUT	Y.E. Yang	75-71=146		CUT	Matt Pesta	79-89=168	
46	Robert Karlsson	71-69-74-69=283	\$24,791.66	CUT	Keegan Bradley	74-72=146		WD	Ben Crane	74-74	
46	Graeme McDowell	73-70-71-69=283	\$24,791.66	CUT	Chris Kirk	74-72=146		WD	Kiradech	72-72	
46	Marc Leishman	71-71-72-69=283	\$24,791.66	CUT	Hideki Tanihara	74-72=146		WD	Boo Weekley	80-80	
46	Pat Perez	71-71-71-70=283	\$24,791.66	CUT	Paul Casey	74-72=146		WD	Angel Cabrera	82-82	
46	Fabrizio Zanotti	71-70-71-71=283	\$24,791.66	CUT	Kevin Na	74-72=146		WD	Jason Dufner	80	
46	Matt Jones	68-71-72-72=283	\$24,791.66	CUT	Steven Bowditch	74-72=146		DQ	Cameron Tringale	69-71-71-69=280	

2013

Jason Dufner officially closed any debate that he had not recovered from a back-nine PGA Championship collapse in 2011, by turning in a technician-like performance at Oak Hill Country Club's East Course to win the 95th PGA Championship and his first major title.

Dufner's closing 2-under-par 68 was good for a 10-under-par 270 total and a two-stroke victory over Jim Furyk, who could not close the gap, nor could any other challengers, in the final round.

At age 36, playing in all four majors for just the second time, Dufner made the most of his opportunities, producing a near-flawless, second-round 7-under-par 63, which was the 26th round of 63 in a major.

Dufner took the 36-hole lead, and ultimately became the sixth player in history to win a major after posting a

Champion: Jason Dufner, Auburn, Ala.

Site: Oak Hill Country Club
East Course | Pittsford, N.Y.

Date: Aug. 8-11 **Purse:** \$8 million

Par: 35-35-70 (7,200 yards)

Field: 156 **Cut at:** 143

75 players advanced

63. The final weekend stretch was as much proof of how far Dufner has come as perhaps any other segment of the week. He struggled to a 71 on Saturday, and trailed Furyk by one stroke to open Sunday's finale. He made a knee-knocking three-foot par putt on No. 1, saved par on 2, then made back-to-back birdies on Nos. 4 and 5 to tie and go ahead for good. He reached 12-under-par through 16 holes, before closing with a pair of bogeys.

Furyk finished runner-up after an even-par 70. Sweden's duo of Henrik Stenson



and Jonas Blixt, attempting to make history themselves by giving their homeland its first male major champion, finished third and fourth, respectively, with each posting 70s.

Rory McIlroy, who had lost the form that

	Course Avg	Rds Under Par	At Par	Over Par	Round Leader	Low Round	Jason Dufner
Round 1	72.128	35	14	107	Jim Furyk, Adam Scott (65)	Jim Furyk, Adam Scott (65)	T11th (68)
Round 2	72.288	33	18	102	Jason Dufner (131)	Jason Dufner (63)	1st (131)
Round 3	72.173	11	9	55	Jim Furyk (201)	Dustin Johnson (65)	2nd (202)
Round 4	70.947	25	13	37	Jason Dufner (272)	Scott Piercy (65)	1st (272)
Totals	71.995	104	54	301			

Championship Summary

Place	Name	Score	Winnings	Place	Name	Score	Winnings	Place	Name	Score	Winnings
1	Jason Dufner	68-63-71-68=270	\$1,445,000	47	Luke Guthrie	71-71-69-74=285	\$18,875	CUT	Stewart Cink	75-71=146	\$2,500
2	Jim Furyk	65-68-68-71=272	\$865,000	47	Marcus Fraser	67-69-75-74=285	\$18,875	CUT	Russell Henley	76-70=146	\$2,500
3	Henrik Stenson	68-66-69-70=273	\$545,000	55	Scott Stallings	73-70-73-70=286	\$16,900	CUT	Billy Horschel	69-78=147	\$2,500
4	Jonas Blixt	68-70-66-70=274	\$385,000	55	Ryan Moore	69-71-73-73=286	\$16,900	CUT	Brett Rumford	70-77=147	\$2,500
5	Scott Piercy	67-71-72-65=275	\$304,000	57	Shane Lowry	71-70-75-71=287	\$16,300	CUT	Hiroyuki Fujita	71-76=147	\$2,500
5	Adam Scott	65-68-72-70=275	\$304,000	57	Hunter Mahan	70-68-78-71=287	\$16,300	CUT	Richie Ramsay	72-75=147	\$2,500
7	David Toms	71-69-69-67=276	\$259,000	57	Ken Duke	75-68-70-74=287	\$16,300	CUT	Brian Gay	73-74=147	\$2,500
8	Jason Day	67-71-72-67=277	\$206,250	57	Chris Kirk	71-69-73-74=287	\$16,300	CUT	Scott Brown	73-74=147	\$2,500
8	Zach Johnson	69-70-70-68=277	\$206,250	61	Stephen Gallacher	75-68-76-69=288	\$15,700	CUT	Kevin Stadler	74-73=147	\$2,500
8	Dustin Johnson	72-71-65-69=277	\$206,250	61	Ian Poulter	70-71-77-70=288	\$15,700	CUT	Padraig Harrington	76-71=147	\$2,500
8	Rory McIlroy	69-71-67-70=277	\$206,250	61	Tommy Gainey	69-74-73-72=288	\$15,700	CUT	Peter Uihlein	77-70=147	\$2,500
12	Graeme McDowell	70-69-73-66=278	\$132,786	61	Harris English	74-69-72-73=288	\$15,700	CUT	Matt Every	71-77=148	\$2,500
12	Boo Weekley	72-69-70-67=278	\$132,786	61	Sergio Garcia	69-68-75-76=288	\$15,700	CUT	Kohki Idoki	72-76=148	\$2,500
12	Marc Leishman	70-70-70-68=278	\$132,786	66	Ben Curtis	73-70-74-72=289	\$15,350	CUT	Derek Ernst	72-76=148	\$2,500
12	Marc Warren	74-67-68-69=278	\$132,786	66	Brandt Snedeker	70-73-70-76=289	\$15,350	CUT	Jeff Sorenson	73-75=148	\$2,500
12	Kevin Streelman	70-72-66-70=278	\$132,786	68	Vijay Singh	70-72-73-75=290	\$15,150	CUT	Jordan Spieth	74-74=148	\$2,500
12	Roberto Castro	68-69-71-70=278	\$132,786	68	Tim Clark	69-71-75-75=290	\$15,150	CUT	Geoff Ogilvy	74-74=148	\$2,500
12	Steve Stricker	68-67-70-73=278	\$132,786	70	John Senden	72-70-73-76=291	\$14,950	CUT	JC Anderson	73-76=149	\$2,500
19	Keegan Bradley	69-72-72-66=279	\$93,167	70	Brooks Koepka	71-72-71-77=291	\$14,950	CUT	Alexander Noren	76-73=149	\$2,500
19	Hideki Matsuyama	72-68-73-66=279	\$93,167	72	Phil Mickelson	71-71-78-72=292	\$14,750	CUT	Tom Watson	73-77=150	\$2,500
19	Rickie Fowler	70-68-72-69=279	\$93,167	72	Matteo Manassero	69-69-74-77=292	\$14,750	CUT	Ryan Polzin	73-77=150	\$2,500
22	Michael Thompson	72-67-72-69=280	\$75,000	74	Gary Woodland	73-70-80-70=293	\$14,600	CUT	George Coetzee	74-76=150	\$2,500
22	David Lynn	69-69-71-71=280	\$75,000	75	Darren Clarke	69-73-74-80=296	\$14,500	CUT	David McNabb	74-76=150	\$2,500
22	Matt Kuchar	67-66-76-71=280	\$75,000	CUT	Woody Austin	69-7=144	\$2,500	CUT	Jaco Van Zyl	74-76=150	\$2,500
25	Kiradech Nongkhai	68-71-71-71=281	\$58,750	CUT	Bubba Watson	70-74=144	\$2,500	CUT	Chris Wood	75-75=150	\$2,500
25	Bill Haas	68-70-71-72=281	\$58,750	CUT	Charl Schwartzel	71-73=144	\$2,500	CUT	Pablo Larrazabal	76-74=150	\$2,500
25	Webb Simpson	72-64-73-72=281	\$58,750	CUT	Martin Laird	71-73=144	\$2,500	CUT	Nick Watney	76-74=150	\$2,500
25	Robert Garrigus	67-68-74-72=281	\$58,750	CUT	Charles Howell III	71-73=144	\$2,500	CUT	Thomas Bjorn	70-81=151	\$2,500
29	Miguel A. Jimenez	68-72-75-67=282	\$48,500	CUT	Nicolas Colseaeerts	71-73=144	\$2,500	CUT	Daniel Ballin	73-78=151	\$2,500
29	Rafael Cabrera-Bello	68-75-69-70=282	\$48,500	CUT	Branden Grace	71-73=144	\$2,500	CUT	Kyle Stanley	73-78=151	\$2,500
29	Scott Jamieson	69-72-70-71=282	\$48,500	CUT	Joost Luiten	71-73=144	\$2,500	CUT	Bob Gaus	74-77=151	\$2,500
29	Ryo Ishikawa	69-71-70-72=282	\$48,500	CUT	Chris Stroud	71-73=144	\$2,500	CUT	Caine Fitzgerald	75-76=151	\$2,500
33	Peter Hanson	72-69-74-68=283	\$38,571	CUT	Paul Lawrie	72-72=144	\$2,500	CUT	Rob Labritz	78-73=151	\$2,500
33	Martin Kaymer	68-68-78-69=283	\$38,571	CUT	Davis Love III	74-70=144	\$2,500	CUT	Kevin Chappell	79-72=151	\$2,500
33	Brendon de Jonge	71-71-71-70=283	\$38,571	CUT	Sang-Moon Bae	75-69=144	\$2,500	CUT	Mike Small	76-76=152	\$2,500
33	Paul Casey	67-72-74-70=283	\$38,571	CUT	Bernd Wiesberger	75-75=145	\$2,500	CUT	Lucas Glover	76-76=152	\$2,500
33	Justin Rose	68-66-77-72=283	\$38,571	CUT	Jimmy Walker	71-74=145	\$2,500	CUT	Shaun Micheel	76-76=152	\$2,500
33	Francesco Molinari	72-68-70-73=283	\$38,571	CUT	Luke Donald	71-74=145	\$2,500	CUT	Paul McGinley	78-74=152	\$2,500
33	Lee Westwood	66-73-68-76=283	\$38,571	CUT	Rich Beem	71-74=145	\$2,500	CUT	Mark Sheftin	75-78=153	\$2,500
40	Matt Jones	72-71-73-68=284	\$28,000	CUT	Marcel Siem	73-72=145	\$2,500	CUT	Freddie Jacobson	76-77=153	\$2,500
40	Danny Willett	73-70-72-69=284	\$28,000	CUT	Mikko Ilonen	73-72=145	\$2,500	CUT	Stuart L. Smith	78-75=153	\$2,500
40	D.A. Points	73-70-72-69=284	\$28,000	CUT	David Lingmerth	74-71=145	\$2,500	CUT	Kirk Hanefeld	76-78=154	\$2,500
40	J.J. Henry	71-71-73-69=284	\$28,000	CUT	David Muttitt	75-70=145	\$2,500	CUT	Bob Sowards	73-82=155	\$2,500
40	Thorbjorn Olesen	71-70-74-69=284	\$28,000	CUT	Graham DeLaet	70-76=146	\$2,500	CUT	Sonny Skinner	76-80=156	\$2,500
40	Tiger Woods	71-70-73-70=284	\$28,000	CUT	Charlie Beljan	71-75=146	\$2,500	CUT	Rod Perry	78-78=156	\$2,500
40	Charley Hoffman	69-67-73-75=284	\$28,000	CUT	Richard Sterne	72-74=146	\$2,500	CUT	Jeff Martin	78-78=156	\$2,500
47	John Merrick	75-68-73-69=285	\$18,875	CUT	John Huh	72-74=146	\$2,500	CUT	Mark R. Brown	77-82=159	\$2,500
47	Thongchai Jaidee	70-71-75-69=285	\$18,875	CUT	Y.E. Yang	72-74=146	\$2,500	CUT	Chip Sullivan	84-76=160	\$2,500
47	Ryan Palmer	73-70-71-71=285	\$18,875	CUT	Jason Kokrak	74-72=146	\$2,500	CUT	Lee Rhind	81-82=163	\$2,500
47	David Hearn	66-76-71-72=285	\$18,875	CUT	Ernie Els	74-72=146	\$2,500	WD	Angel Cabrera	80-80	
47	Josh Teater	71-71-71-72=285	\$18,875	CUT	Carl Pettersson	74-72=146	\$2,500	WD	Bo Van Pelt	80-80	
47	K.J. Choi	76-65-71-73=285	\$18,875	CUT	Gonzalo	74-72=146	\$2,500	WD	Jamie Donaldson	80-80	

2012 Rory McIlroy had all the tools at his command in the 94th PGA Championship, registering a performance that will rank among legends who march generations ahead. McIlroy validated his record-setting 2011 U.S. Open Championship by blowing away the field at The Ocean Course on Kiawah Island.

McIlroy closed in the style befitting golf's royalty by knocking home a birdie putt from 25 feet on the 18th hole for a 6-under-par 66, and a 13-under-par 275 total. His eight-stroke victory broke the PGA Championship record for victory margin that Jack Nicklaus set in 1980. The 23-year-old from Northern Ireland, who jumped back to No. 1 in the world

Champion: Rory McIlroy, Hollywood, Northern

Site: The Ocean Course

Kiawah Island, S.C.

Date: Aug. 9-12 **Purse:** \$8 million

Par: 36-36-72 (7,676 yards)

Field: 156 **Cut at:** 150

72 players advanced

rankings, is the first from his homeland to win a PGA Championship and a U.S. Open. McIlroy also became the youngest player since Seve Ballesteros to win two majors.

McIlroy separated himself from the field, returning to the course Sunday morning to complete nine holes of a rain-delayed third round, offsetting a bogey at 13 with birdies at 15 and 16. His third-round 67 gave him a three-



stroke lead. From that point, he went bogey free his final 23 holes, and no one came closer than two strokes. Former No. 100-ranked David Lynn of England, 38, who made his American debut, closed with a 68 to finish

	Course Avg	Rds Under Par	At Par	Over Par	Round Leader	Low Round	Rory McIlroy
Round 1	73.294	44	21	88	Carl Pettersson (66)	Carl Pettersson (66)	T2nd (67)
Round 2	78.086	4	4	144	Tiger Woods, Carl Pettersson & Vijay Singh (140)	Vijay Singh (69)	T5th (142)
Round 3	72.750	25	9	38	Rory McIlroy (209)	Rory McIlroy, Bo Van Pelt, Steve Stricker & Jimmy Walker (67)	1st (209)

Championship Summary

Place	Name	Score	Winnings	Place	Name	Score	Winnings	Place	Name	Score	Winnings
1	Rory McIlroy	67-75-67-66-275	\$1,445,000.00	T48	Scott Piercy	68-78-78-69-293	\$18,625.00	CUT	Mike Small	76-78-154	\$2,500.00
2	David Lynn	73-74-68-68-283	\$865,000.00	T54	Francesco Molinari	70-75-74-75-294	\$16,810.00	CUT	Rickie Fowler	74-80-154	\$2,500.00
T3	Justin Rose	69-79-70-66-284	\$384,500.00	T54	Sang-Moon Bae	72-78-71-73-294	\$16,810.00	CUT	Michael Thompson	73-81-154	\$2,500.00
T3	Keegan Bradley	68-77-71-68-284	\$384,500.00	T54	Darren Clarke	73-76-72-73-294	\$16,810.00	CUT	Chris Stroud	73-81-154	\$2,500.00
T3	Ian Poulter	70-71-74-69-284	\$384,500.00	T54	Brendon de Jonge	71-78-72-73-294	\$16,810.00	CUT	John Rollins	72-82-154	\$2,500.00
T3	Carl Pettersson	66-74-72-72-284	\$384,500.00	T54	K.J. Choi	69-77-75-73-294	\$16,810.00	CUT	Matt Kuchar	72-82-154	\$2,500.00
T7	Blake Adams	71-72-75-67-285	\$226,000.00	T59	Charl Schwartzel	70-77-74-74-295	\$16,100.00	CUT	Bud Cauley	80-75-155	\$2,500.00
T7	Jamie Donaldson	69-73-73-70-285	\$226,000.00	T59	Ryo Ishikawa	69-77-79-70-295	\$16,100.00	CUT	Brandt Snedeker	77-78-155	\$2,500.00
T7	Peter Hanson	69-75-70-71-285	\$226,000.00	61	K.T. Kim	69-77-77-73-296	\$15,900.00	CUT	Lucas Glover	77-78-155	\$2,500.00
T7	Steve Stricker	74-73-67-71-285	\$226,000.00	T62	Gonzalo Fernandez-Castano	67-78-75-77-297	\$15,650.00	CUT	Darrell Kestner	75-80-155	\$2,500.00
T11	Ben Curtis	69-77-73-67-286	\$143,285.71	T62	Chez Reavie	74-76-73-74-297	\$15,650.00	CUT	Jeff Overton	74-81-155	\$2,500.00
T11	Bubba Watson	73-75-70-68-286	\$143,285.71	T62	Ken Duke	71-78-74-74-297	\$15,650.00	CUT	Alan Morin	74-81-155	\$2,500.00
T11	Tim Clark	71-73-73-69-286	\$143,285.71	T62	George McNeill	71-76-80-70-297	\$15,650.00	CUT	Nick Watney	73-82-155	\$2,500.00
T11	Geoff Ogilvy	68-78-70-70-286	\$143,285.71	T66	Alex Noren	67-80-73-78-298	\$15,350.00	CUT	Rory Sabbatini	73-82-155	\$2,500.00
T11	Graeme McDowell	68-76-71-71-286	\$143,285.71	T66	Marcus Fraser	74-75-78-71-298	\$15,350.00	CUT	Shaun Micheel	72-83-155	\$2,500.00
T11	Tiger Woods	69-71-74-72-286	\$143,285.71	T68	Toru Taniguchi	72-76-78-73-299	\$15,150.00	CUT	Roger Chapman	78-78-156	\$2,500.00
T11	Adam Scott	68-75-70-73-286	\$143,285.71	T68	John Huh	72-78-79-70-299	\$15,150.00	CUT	Spencer Levin	78-78-156	\$2,500.00
T18	John Daly	68-77-73-69-287	\$99,666.66	70	Zach Johnson	72-73-76-79-300	\$15,000.00	CUT	Danny Balin	77-79-156	\$2,500.00
T18	Padraig Harrington	70-76-69-72-287	\$99,666.66	71	Matt Every	72-76-74-82-304	\$14,900.00	CUT	Angel Cabrera	76-80-156	\$2,500.00
T18	Bo Van Pelt	73-73-67-74-287	\$99,666.66	72	Cameron Tringale	69-78-77-82-306	\$14,800.00	CUT	Charley Hoffman	81-76-157	\$2,500.00
T21	Joost Luiten	68-76-75-69-288	\$72,666.66	CUT	Webb Simpson	79-72-151	\$2,500.00	CUT	Charlie Wi	79-78-157	\$2,500.00
T21	Louis Oosthuizen	70-79-70-69-288	\$72,666.66	CUT	Sergio Garcia	76-75-151	\$2,500.00	CUT	Pablo Larrazabal	77-80-157	\$2,500.00
T21	Robert Garrigus	74-73-74-67-288	\$72,666.66	CUT	Robert Allenby	75-76-151	\$2,500.00	CUT	Kelly Mitchell	76-81-157	\$2,500.00
T21	Pat Perez	69-76-71-72-288	\$72,666.66	CUT	Johnson Wagner	75-76-151	\$2,500.00	CUT	Rod Perry	75-82-157	\$2,500.00
T21	Seung-Yul Noh	74-75-74-65-288	\$72,666.66	CUT	Ted Potter Jr.	74-77-151	\$2,500.00	CUT	Ryan Palmer	71-86-157	\$2,500.00
T21	Jimmy Walker	73-75-67-73-288	\$72,666.66	CUT	Nicolas Colsearts	73-78-151	\$2,500.00	CUT	Kyle Stanley	80-78-158	\$2,500.00
T27	Thorbjorn Olesen	75-74-71-69-289	\$51,900.00	CUT	George Coetzee	73-78-151	\$2,500.00	CUT	Mitch Lowe	79-79-158	\$2,500.00
T27	Miguel Angel	69-77-72-71-289	\$51,900.00	CUT	Hirofumi Fujita	72-79-151	\$2,500.00	CUT	Martin Kaymer	79-79-158	\$2,500.00
T27	Jason Dufner	74-76-68-71-289	\$51,900.00	CUT	Anders Hansen	72-79-151	\$2,500.00	CUT	Tommy Gainey	77-81-158	\$2,500.00
T27	Marc Leishman	74-72-71-72-289	\$51,900.00	CUT	Davis Love III	72-79-151	\$2,500.00	CUT	Brian Cairns	75-83-158	\$2,500.00
T27	Trevor Immelman	71-72-70-76-289	\$51,900.00	CUT	Bernd Wiesberger	72-79-151	\$2,500.00	CUT	Jeev Milkha Singh	76-83-159	\$2,500.00
T32	John Senden	73-74-72-71-290	\$42,625.00	CUT	Thomas Aiken	72-79-151	\$2,500.00	CUT	Alvaro Quiros	76-83-159	\$2,500.00
T32	Greg Chalmers	70-76-72-72-290	\$42,625.00	CUT	Mark Wilson	76-76-152	\$2,500.00	CUT	Frank Benson	84-76-160	\$2,500.00
T32	Bill Haas	75-73-69-73-290	\$42,625.00	CUT	Bob Sowards	75-77-152	\$2,500.00	CUT	Matt Dabyns	81-79-160	\$2,500.00
T32	Luke Donald	74-76-74-66-290	\$42,625.00	CUT	Lee Westwood	75-77-152	\$2,500.00	CUT	Mark Brooks	78-82-160	\$2,500.00
T36	Freddie Jacobson	71-75-73-72-291	\$34,750.00	CUT	Robert Karlsson	74-78-152	\$2,500.00	CUT	Jose Maria Olazabal	74-86-160	\$2,500.00
T36	Rich Beem	72-76-72-71-291	\$34,750.00	CUT	Stewart Cink	74-78-152	\$2,500.00	CUT	D.A. Points	73-87-160	\$2,500.00
T36	Y.E. Yang	73-74-74-70-291	\$34,750.00	CUT	Jonathan Byrd	73-79-152	\$2,500.00	CUT	Brian Gaffney	76-85-161	\$2,500.00
T36	Phil Mickelson	73-71-73-74-291	\$34,750.00	CUT	William McGirt	73-79-152	\$2,500.00	CUT	Marty Jertson	80-82-162	\$2,500.00
T36	Marcel Siem	72-73-71-75-291	\$34,750.00	CUT	Ryan Moore	73-79-152	\$2,500.00	CUT	Robert Rock	76-86-162	\$2,500.00
T36	Vijay Singh	71-69-74-77-291	\$34,750.00	CUT	Hunter Mahan	72-80-152	\$2,500.00	CUT	Paul Scaletta	75-87-162	\$2,500.00
T42	J.J. Henry	72-77-70-73-292	\$25,750.00	CUT	Jason Day	72-80-152	\$2,500.00	CUT	Brian Davis	75-87-162	\$2,500.00
T42	Jim Furyk	72-77-70-73-292	\$25,750.00	CUT	Rafael Cabrera	71-81-152	\$2,500.00	CUT	Corey Prugh	78-85-163	\$2,500.00
T42	Aaron Baddeley	68-75-74-75-292	\$25,750.00	CUT	Charles Howell III	76-77-153	\$2,500.00	CUT	Paul Casey	79-85-164	\$2,500.00
T42	Gary Woodland	67-79-75-71-292	\$25,750.00	CUT	Bryce Molder	75-78-153	\$2,500.00	CUT	Mark Brown	78-86-164	\$2,500.00
T42	David Toms	72-78-72-70-292	\$25,750.00	CUT	Branden Grace	74-79-153	\$2,500.00	CUT	Bill Murchison	82-86-168	\$2,500.00
T42	Martin Laird	71-74-79-68-292	\$25,750.00	CUT	Scott Stallings	74-79-153	\$2,500.00	CUT	Michael Frye	79-90-169	\$2,500.00
T48	Paul Lawrie	73-75-71-74-293	\$18,625.00	CUT	Jeff Coston	74-79-153	\$2,500.00	CUT	Doug Wade	83-93-176	\$2,500.00
T48	Ernie Els	72-75-73-73-293	\$18,625.00	CUT	Simon Dyson	73-80-153	\$2,500.00	NC	Kevin Na	75	\$2,500.00
T48	Dustin Johnson	71-79-72-71-293	\$18,625.00	CUT	Thongchai Jaidee	73-80-153	\$2,500.00	NC	Sean O'Hair	75	
T48	Thomas Bjorn	70-79-74-70-293	\$18,625.00	CUT	Matteo Manassero	71-82-153	\$2,500.00	NC	Scott Verplank	75	
T48	Retief Goosen	73-75-75-70-293	\$18,625.00	CUT	Brendan Jones	76-78-154	\$2,500.00	DQ	Michael Hoey	78	

2011

Trailing by five strokes with just three holes to play, Keegan Bradley rallied over a crucible quartet of holes at Atlanta Athletic Club's Highlands Course to become the first major champion using a belly putter, and just the third player in nearly a century to win a major championship in his first attempt. Bradley made back-to-back birdies at the 16th and 17th holes to force a three-hole aggregate-hole playoff with Jason Dufner. Bradley opened the playoff on the 16th hole by hitting his approach to four feet, after Dufner's approach nearly hit the flagstick and rolled six feet past. When Bradley made his birdie putt, it was his first outright lead of the day. He added a two-putt par at 17 and then reached the 471-yard 18th hole in regulation. His ball landed just inside of Dufner's. Though Dufner made his final putt, Bradley fol-

Champion: Keegan Bradley, Jupiter, Fla.

Site: Atlanta Athletic Club

(Highlands Course) Johns Creek, Ga.

Date: Aug. 11-14 **Purse:** \$8 million

Par: 35-35-70 (7,467 yards)

Field: 156 Cut at 144

75 players advanced

lowed and had a short tap-in to close and become only the third player in nearly a century to win a major championship in his first try. He joined Francis Ouimet (1913 U.S. Open) and Ben Curtis (2003 Open Championship) in that exclusive club.

Bradley also is one of six PGA Champions (following Jack Burke Jr., Dave Marr, Raymond Floyd, Davis Love III and Rich Beem), who is the son of a PGA Professional. Bradley closed regulation play with a 2-under-par 68 and matched Dufner at 8-under-par 272. Dufner posted a 69.



Denmark's Anders Hansen was a stroke back in third after a 66, and 2001 Champion David Toms (67), Sweden's Robert Karlsson (67), who suffered three straight bogeys after coming within a stroke of the lead, shared fourth with Scott Verplank (70) at 275.

	Course Avg	Rds Under Par	At Par	Over Par	Round Leader	Low Round	Keegan Bradley
Round 1	73.109	22	13	121	Steve Stricker (63)	Steve Stricker (63)	T36th (71)
Round 2	72.771	30	10	113	Keegan Bradley & Jason Dufner (135)	Keegan Bradley (64)	T1st (135)
Round 3	71.173	25	10	40	Jason Dufner & Brendan Steele (203)	David Toms (65)	3rd (204)

Championship Summary

Place	Name	Score	Winnings	Place	Name	Score	Winnings	Place	Name	Score	Winnings
1	Keegan Bradley	71-64-69-68-272	\$1,445,000.00	T-51	Jhonattan Vegas	70-68-74-74-286	\$17,500.00	CUT	Sean Dougherty	74-74-148	\$2,500.00
2	Jason Dufner	70-65-68-69-272	\$865,000.00	T-51	Rickie Fowler	74-69-75-68-286	\$17,500.00	CUT	Charley Hoffman	75-73-148	\$2,500.00
3	Anders Hansen	68-69-70-66-273	\$545,000.00	T-51	John Rollins	72-72-70-72-286	\$17,500.00	CUT	Steve Elkington	73-75-148	\$2,500.00
T-4	David Toms	72-71-65-67-275	\$331,000.00	T-56	Ryan Moore	75-69-76-67-287	\$16,600.00	CUT	Tom Gillis	76-72-148	\$2,500.00
T-4	Scott Verplank	67-69-69-70-275	\$331,000.00	T-56	Bryce Molder	74-69-70-74-287	\$16,600.00	CUT	Mark Brooks	73-76-149	\$2,500.00
T-4	Robert Karlsson	70-71-67-67-275	\$331,000.00	T-56	Ricky Barnes	69-75-71-72-287	\$16,600.00	CUT	Fredrik Jacobson	76-73-149	\$2,500.00
7	Adam Scott	69-69-70-68-276	\$259,000.00	T-59	Kyung-tae Kim	73-71-70-74-288	\$16,033.33	CUT	David Horsey	72-77-149	\$2,500.00
T-8	Lee Westwood	71-68-70-68-277	\$224,500.00	T-59	Zach Johnson	71-72-73-72-288	\$16,033.33	CUT	Thomas Aiken	76-73-149	\$2,500.00
T-8	Luke Donald	70-71-68-68-277	\$224,500.00	T-59	Michael Bradley	70-74-74-70-288	\$16,033.33	CUT	Richard Green	79-70-149	\$2,500.00
T-10	Kevin Na	72-69-70-67-278	\$188,000.00	T-62	Kevin Streelman	73-71-71-75-290	\$15,750.00	CUT	Jeff Coston	76-73-149	\$2,500.00
T-10	D.A. Points	69-67-71-71-278	\$188,000.00	T-62	Robert Garrigus	70-70-74-76-290	\$15,750.00	CUT	Webb Simpson	75-74-149	\$2,500.00
T-12	Steve Stricker	63-74-69-73-279	\$132,785.71	T-64	Padraig Harrington	73-69-75-74-291	\$15,400.00	CUT	Robert McClellan	78-72-150	\$2,500.00
T-12	Nick Watney	70-71-68-70-279	\$132,785.71	T-64	Miguel A. Jimenez	69-73-72-77-291	\$15,400.00	CUT	Charlie Wi	73-77-150	\$2,500.00
T-12	Sergio Garcia	72-69-69-69-279	\$132,785.71	T-64	Rory McIlroy	70-73-74-74-291	\$15,400.00	CUT	Tiger Woods	77-73-150	\$2,500.00
T-12	Trevor Immelman	69-71-71-68-279	\$132,785.71	T-64	Peter Hanson	71-71-76-73-291	\$15,400.00	CUT	WC Liang	77-73-150	\$2,500.00
T-12	Bill Haas	68-73-69-69-279	\$132,785.71	T-64	Sean O'Hair	71-73-77-70-291	\$15,400.00	CUT	Vijay Singh	76-74-150	\$2,500.00
T-12	Gary Woodland	70-70-71-68-279	\$132,785.71	T-69	Mike Small	73-71-70-78-292	\$15,000.00	CUT	Raphael Jacquelin	76-74-150	\$2,500.00
T-12	Charl Schwartzel	71-71-66-71-279	\$132,785.71	T-69	Y.E. Yang	71-73-74-74-292	\$15,000.00	CUT	Louis Oosthuizen	76-74-150	\$2,500.00
T-19	Ryan Palmer	71-70-69-70-280	\$81,214.28	T-69	Edoardo Molinari	75-69-76-72-292	\$15,000.00	CUT	Jamie Donaldson	77-73-150	\$2,500.00
T-19	Brendan Steele	69-68-66-77-280	\$81,214.28	T-72	Davis Love III	68-71-76-79-294	\$14,750.00	CUT	Mike Northern	77-74-151	\$2,500.00
T-19	Hunter Mahan	72-72-66-70-280	\$81,214.28	T-72	Paul Casey	72-72-78-72-294	\$14,750.00	CUT	Arjun Atwal	78-73-151	\$2,500.00
T-19	Matt Kuchar	71-71-68-70-280	\$81,214.28	T-74	Shaun Micheel	66-78-77-74-295	\$14,550.00	CUT	Stephen Gallacher	74-77-151	\$2,500.00
T-19	Phil Mickelson	71-70-69-70-280	\$81,214.28	T-74	Rory Sabbatini	73-69-73-80-295	\$14,550.00	CUT	Graeme McDowell	74-78-152	\$2,500.00
T-19	Brian Davis	69-73-69-69-280	\$81,214.28	CUT	Anthony Kim	74-71-145	\$2,500.00	CUT	Ryuji Imada	75-77-152	\$2,500.00
T-19	John Senden	68-68-72-72-280	\$81,214.28	CUT	Aaron Baddeley	77-68-145	\$2,500.00	CUT	Larry Nelson	78-75-153	\$2,500.00
T-26	Scott Piercy	71-68-71-71-281	\$51,062.50	CUT	Jonathan Byrd	71-74-145	\$2,500.00	CUT	Stuart L. Smith	72-81-153	\$2,500.00
T-26	Bubba Watson	74-68-70-69-281	\$51,062.50	CUT	Jason Day	71-74-145	\$2,500.00	CUT	John Daly	77-76-153	\$2,500.00
T-26	Robert Allenby	72-70-71-68-281	\$51,062.50	CUT	Justin Rose	71-74-145	\$2,500.00	CUT	Craig Stevens	76-77-153	\$2,500.00
T-26	Jerry Kelly	65-73-74-69-281	\$51,062.50	CUT	Thomas Bjorn	74-71-145	\$2,500.00	CUT	D.J. Trahan	77-76-153	\$2,500.00
T-26	Mark Wilson	69-71-71-70-281	\$51,062.50	CUT	Brian Gay	72-73-145	\$2,500.00	CUT	Rob Moss	78-76-154	\$2,500.00
T-26	Spencer Levin	70-70-68-72-281	\$51,062.50	CUT	Angel Cabrera	72-73-145	\$2,500.00	CUT	Brendan Jones	78-76-154	\$2,500.00
T-26	Brendon de Jonge	68-72-69-72-281	\$51,062.50	CUT	Bob Sowards	69-76-145	\$2,500.00	CUT	Darren Clarke	78-76-154	\$2,500.00
T-26	Charles Howell III	72-68-73-68-281	\$51,062.50	CUT	Tetsuji Hiratsuka	72-73-145	\$2,500.00	CUT	Lucas Glover	80-75-155	\$2,500.00
T-34	Chris Kirk	72-72-69-69-282	\$40,000.00	CUT	Bo Van Pelt	73-72-145	\$2,500.00	CUT	Rich Beem	74-81-155	\$2,500.00
T-34	Francesco Molinari	72-71-67-72-282	\$40,000.00	CUT	Martin Kaymer	72-73-145	\$2,500.00	CUT	Fredrik Andersson	74-81-155	\$2,500.00
T-34	Alexander Noren	70-72-68-72-282	\$40,000.00	CUT	Cameron Tringale	74-72-146	\$2,500.00	CUT	Dan Olsen	78-77-155	\$2,500.00
T-37	Ben Crane	71-72-66-74-283	\$36,250.00	CUT	Camilo Villegas	70-76-146	\$2,500.00	CUT	Tommy Gainey	81-74-155	\$2,500.00
T-37	Matteo Manassero	68-74-71-70-283	\$36,250.00	CUT	Ernie Els	74-72-146	\$2,500.00	CUT	Faber Jamerison	77-78-155	\$2,500.00
T-39	Jim Furyk	71-65-73-75-284	\$30,250.00	CUT	Jeff Overton	75-71-146	\$2,500.00	CUT	José María Olazábal	78-78-156	\$2,500.00
T-39	Johan Edfors	71-70-73-70-284	\$30,250.00	CUT	Alvaro Quiros	73-73-146	\$2,500.00	CUT	Brad Lardon	73-83-156	\$2,500.00
T-39	Ian Poulter	74-68-70-72-284	\$30,250.00	CUT	Geoff Ogilvy	75-71-146	\$2,500.00	CUT	Jerry Pate	77-79-156	\$2,500.00
T-39	Bill Lunde	71-71-69-73-284	\$30,250.00	CUT	Hirofumi Fujita	73-74-147	\$2,500.00	CUT	David Huttsell	76-80-156	\$2,500.00
T-39	Harrison Frazer	72-69-72-71-284	\$30,250.00	CUT	Brandt Snedeker	74-73-147	\$2,500.00	CUT	Ryo Ishikawa	85-72-157	\$2,500.00
T-39	K.J. Choi	70-73-69-72-284	\$30,250.00	CUT	Stewart Cink	69-78-147	\$2,500.00	CUT	Jeff Sorenson	75-83-158	\$2,500.00
T-45	Pablo Larrazabal	70-73-76-66-285	\$21,500.00	CUT	Dustin Johnson	75-72-147	\$2,500.00	CUT	Marty Jertson	75-84-159	\$2,500.00
T-45	Yuta Ikeda	73-68-72-72-285	\$21,500.00	CUT	Martin Laird	73-74-147	\$2,500.00	CUT	Daniel Balin	81-79-160	\$2,500.00
T-45	Andres Romero	72-70-74-69-285	\$21,500.00	CUT	Heath Slocum	80-67-147	\$2,500.00	CUT	Todd Camplin	82-79-161	\$2,500.00
T-45	Seung-yul Noh	71-70-75-69-285	\$21,500.00	CUT	Scott Stallings	73-74-147	\$2,500.00	CUT	Scott Erdmann	80-81-161	\$2,500.00
T-45	Brandt Jobe	68-69-73-75-285	\$21,500.00	CUT	Steve Marino	71-76-147	\$2,500.00	CUT	Brian Cairns	85-79-164	\$2,500.00
T-45	Ross Fisher	71-69-76-69-285	\$21,500.00	CUT	J.J. Henry	74-73-147	\$2,500.00	WD	Retief Goosen	75-75	
T-51	Simon Dyson	68-72-71-75-286	\$17,500.00	CUT	Gregory Bourdy	76-72-148	\$2,500.00	WD	Rocco Mediate	79-79	
T-51	Johnson Wagner	71-69-72-74-286	\$17,500.00	CUT	Steve Schneider	72-76-148	\$2,500.00	WD	J.B. Holmes	80-80	

2010

Germany's Martin Kaymer emerged victorious from a

three-hole playoff with Bubba Watson, posting a winning even-par total in the overtime drama to become his country's first PGA Champion and second ever to win one of golf's four majors. The

dramatics, however, were more compelling prior to the playoff when Dustin Johnson – clinging to a one-stroke lead standing on the 18th tee – saw his chances for glory erased due to a rule violation in a tiny sand bunker on the right-hand side of the fairway. Johnson had placed his 4-iron behind the ball, unaware that it was part of a bunker. He went on to pitch to seven feet of the hole, just missing a par putt that was to have been a Championship-winning stroke.

However, he incurred a two-stroke penalty for grounding his club in a bunker – outside the ropes and missed the playoff. Kaymer accomplished his feat after tying for eighth in the U.S. Open and sharing seventh at the Open Championship. Kaymer began the day four strokes

behind third-round leader Nick Watney and finished regulation tied with Watson at 11-under-par 277. Watson birdied the first playoff hole and Kaymer the second. Then Watson went for the green out of thick rough from 206 yards at the 18th, the third playoff hole, and put his ball into Seven Mile Creek, 40 yards short of the green. After seeing what happened to Watson, Kaymer chipped back to the fairway before putting a 7-iron third shot 15 feet from the hole. Watson took a penalty stroke, on his way to a double bogey. Kaymer two-putted for a bogey and victory.

Champion: Martin Kaymer, Mettmann, Germany

Site: Whistling Straits (Straits Course)

Kohler, Wis.

Date: Aug. 12-15 Purse: \$7.5 million

Par: 36-36—72 (7,507 yards)

Field: 156 Cut at 145 71 players advanced



	Course Avg	Rds Under Par	At Par	Over Par	Round Leader	Low Round	Martin Kaymer
Round 1	73.558	43	18	95	Matt Kuchar (67)	Matt Kuchar (67)	T44th (72)
Round 2	72.832	62	14	79	Matt Kuchar (136)	J.B. Holmes & Jason Dufner (66)	T15th (140)
Round 3	71.042	40	11	21	Nick Watney (203)	W.C. Liang (64)	T4th (207)
Round 4	73.620	14	8	49	Martin Kaymer & Bubba Watson (277)	Phil Mickelson (67)	T1st (277)
Totals	72.919	159	51	244			

Championship Summary

Place	Name	Score	Winnings	Place	Name	Score	Winnings	Place	Name	Score	Winnings
1	Martin Kaymer	72-68-67-70-277	\$1,350,000.00	T48	Brendon de Jonge	74-66-74-75-289	\$16,971.43	Cut	Alvaro Quiros	74-74-148	\$2,500
2	Bubba Watson	68-71-70-68-277	\$810,000.00	T48	Kyung-tae Kim	70-72-71-76-289	\$16,971.42	Cut	Y.E. Yang	72-76-148	\$2,500
3	Zach Johnson	69-70-69-70-278	\$435,000.00	55	Retief Goosen	76-68-74-72-290	\$15,750.00	Cut	Danny Willett	74-74-148	\$2,500
T3	Rory McIlroy	71-68-67-72-278	\$435,000.00	T55	Tom Lehman	74-70-73-73-290	\$15,750.00	Cut	Kevin Sutherland	74-75-149	\$2,500
5	Jason Dufner	73-66-69-71-279	\$270,833.34	T55	Davis Love III	73-72-72-73-290	\$15,750.00	Cut	Jason Bohn	77-72-149	\$2,500
T5	Steve Elkington	71-70-67-71-279	\$270,833.33	58	Kevin Na	74-71-71-75-291	\$15,225.00	Cut	Angel Cabrera	72-77-149	\$2,500
T5	Dustin Johnson	71-68-67-73-279	\$270,833.33	T58	Gregory Bourdy	70-70-75-76-291	\$15,225.00	Cut	Charlie Wi	74-75-149	\$2,500
8	Camilo Villegas	71-71-70-68-280	\$210,000.00	T58	Rickie Fowler	73-71-70-77-291	\$15,225.00	Cut	Derek Lamely	77-72-149	\$2,500
T8	Wen-chong Liang	72-71-64-73-280	\$210,000.00	T58	Peter Hanson	71-71-71-78-291	\$15,225.00	Cut	Geoff Ogilvy	74-75-149	\$2,500
10	Matt Kuchar	67-69-73-72-281	\$175,800.00	62	Fredrik Andersson Hed	74-71-74-73-292	\$14,716.67	Cut	Luke Donald	72-77-149	\$2,500
T10	Jason Day	69-72-66-74-281	\$175,800.00	T62	Chad Campbell	70-70-78-74-292	\$14,716.67	Cut	Hirofumi Fujita	74-75-149	\$2,500
12	Phil Mickelson	73-69-73-67-282	\$138,050.00	T62	Rhys Davies	71-71-75-75-292	\$14,716.66	Cut	Anthony Kim	74-75-149	\$2,500
T12	Paul Casey	72-71-70-69-282	\$138,050.00	65	Ryan Moore	69-76-72-76-293	\$14,450.00	Cut	Ricky Barnes	75-74-149	\$2,500
T12	Simon Dyson	71-71-68-72-282	\$138,050.00	T65	Brian Gay	72-70-71-80-293	\$14,450.00	Cut	Soren Hansen	77-73-150	\$2,500
T12	Bryce Molder	72-67-70-73-282	\$138,050.00	67	D.J. Trahan	72-73-74-75-294	\$14,300.00	Cut	Shane Lowry	71-79-150	\$2,500
16	Robert Karlsson	71-71-71-70-283	\$110,050.00	68	Stuart Appleby	72-73-73-77-295	\$14,150.00	Cut	Sean O'Hair	75-75-150	\$2,500
T16	D.A. Points	70-72-70-71-283	\$110,050.00	T68	Rob Labritz	73-71-74-77-295	\$14,150.00	Cut	Trevor Immelman	74-76-150	\$2,500
18	Charl Schwartzel	73-69-72-70-284	\$84,733.34	70	Ross McGowan	73-72-71-81-297	\$14,000.00	Cut	Bill Lunde	76-74-150	\$2,500
T18	Stephen Gallacher	71-69-72-72-284	\$84,733.34	71	Jeff Overton	74-71-74-79-298	\$13,900.00	Cut	Ryo Ishikawa	76-74-150	\$2,500
T18	Steve Stricker	72-72-68-72-284	\$84,733.33	Cut	Tim Thelen	71-75-146	\$2,500	Cut	George McNeill	75-75-150	\$2,500
T18	Stewart Cink	77-68-66-73-284	\$84,733.33	Cut	Chris Wood	78-68-146	\$2,500	Cut	Oliver Wilson	76-75-151	\$2,500
T18	Ernie Els	68-74-69-73-284	\$84,733.33	Cut	Boo Weekley	76-70-146	\$2,500	Cut	Scott Hebert	75-76-151	\$2,500
T18	Nick Watney	69-68-66-81-284	\$84,733.33	Cut	Kenny Perry	73-73-146	\$2,500	Cut	Tetsuji Hiratsuka	74-77-151	\$2,500
24	J.B. Holmes	72-66-77-70-285	\$58,600.00	Cut	Yuta Ikeda	71-75-146	\$2,500	Cut	Matt Jones	74-77-151	\$2,500
T24	Carl Pettersson	71-70-71-73-285	\$58,600.00	Cut	Louis Oosthuizen	71-75-146	\$2,500	Cut	Sonny Skinner	73-78-151	\$2,500
T24	Simon Khan	69-70-71-75-285	\$58,600.00	Cut	Kevin Stadler	74-72-146	\$2,500	Cut	Koumei Oda	78-74-152	\$2,500
T24	Jim Furyk	70-68-70-77-285	\$58,600.00	Cut	Soren Kjeldsen	73-73-146	\$2,500	Cut	Ross Fisher	78-74-152	\$2,500
28	Troy Matteson	72-72-70-72-286	\$46,700.00	Cut	John Merrick	70-76-146	\$2,500	Cut	Mike Small	78-74-152	\$2,500
T28	Tiger Woods	71-70-72-73-286	\$46,700.00	Cut	Jerry Kelly	75-71-146	\$2,500	Cut	Danny Balin	75-77-152	\$2,500
T28	Bo Van Pelt	73-67-72-74-286	\$46,700.00	Cut	Padraig Harrington	75-71-146	\$2,500	Cut	Stu Inghram	77-75-152	\$2,500
T28	David Horsey	72-71-69-74-286	\$46,700.00	Cut	Michael Sim	70-76-146	\$2,500	Cut	Paul Goydos	80-73-153	\$2,500
T28	Seung Yul Noh	68-71-72-75-286	\$46,700.00	Cut	Matt Bettencourt	72-74-146	\$2,500	Cut	Kris Blanks	73-80-153	\$2,500
33	Gonzalo Fernandez-Castano	70-73-73-71-287	\$37,133.34	Cut	Fredrik Jacobson	76-70-146	\$2,500	Cut	Tim Petrovic	75-78-153	\$2,500
T33	Ryan Palmer	71-68-75-73-287	\$37,133.34	Cut	Raphael Jacquelin	78-68-146	\$2,500	Cut	Ryan Benzel	79-74-153	\$2,500
T33	Heath Slocum	73-72-68-74-287	\$37,133.33	Cut	John Senden	77-70-147	\$2,500	Cut	Cameron Beckman	79-75-154	\$2,500
T33	Edoardo Molinari	71-72-70-74-287	\$37,133.33	Cut	Troy Pare	73-74-147	\$2,500	Cut	Kyle Flinton	76-78-154	\$2,500
T33	David Toms	74-71-67-75-287	\$37,133.33	Cut	Anders Hansen	76-71-147	\$2,500	Cut	David Hutsell	75-80-155	\$2,500
T33	Francesco Molinari	68-73-71-75-287	\$37,133.33	Cut	Rory Sabbatini	76-71-147	\$2,500	Cut	Henrik Stenson	80-75-155	\$2,500
39	Adam Scott	72-73-71-72-288	\$25,933.34	Cut	Rory Sabbatini	76-71-147	\$2,500	Cut	Rich Steinmetz	75-80-155	\$2,500
T39	Justin Leonard	73-69-73-73-288	\$25,933.34	Cut	Lucas Glover	74-73-147	\$2,500	Cut	Mark Brooks	80-75-155	\$2,500
T39	Ben Crane	73-68-73-74-288	\$25,933.34	Cut	Bill Haas	73-74-147	\$2,500	Cut	Rob Moss	78-77-155	\$2,500
T39	K.J. Choi	74-69-71-74-288	\$25,933.33	Cut	Graeme McDowell	76-71-147	\$2,500	Cut	Robert McClellan	75-81-156	\$2,500
T39	Hunter Mahan	74-71-68-75-288	\$25,933.33	Cut	Scott Verplank	74-73-147	\$2,500	Cut	Bruce Smith	81-75-156	\$2,500
T39	Tim Clark	72-71-70-75-288	\$25,933.33	Cut	Vaughn Taylor	73-74-147	\$2,500	Cut	Steve Marino	74-82-156	\$2,500
T39	Vijay Singh	73-66-73-76-288	\$25,933.33	Cut	Sergio Garcia	78-69-147	\$2,500	Cut	Jason Schmuhl	82-74-156	\$2,500
T39	Brandt Snedeker	75-70-67-76-288	\$25,933.33	Cut	Thongchai Jaidee	70-77-147	\$2,500	Cut	Chip Sullivan	83-75-158	\$2,500
T39	Brian Davis	71-72-69-76-288	\$25,933.33	Cut	Mike Weir	74-74-148	\$2,500	Cut	Keith Ohr	78-81-159	\$2,500
48	Shaun Micheel	73-69-76-71-289	\$16,971.43	Cut	Miguel Angel Jimenez	75-73-148	\$2,500	Cut	Corey Pavin	79-80-159	\$2,500
T48	Marc Leishman	71-73-72-73-289	\$16,971.43	Cut	Ben Curtis	73-75-148	\$2,500	Cut	Mark Sheftic	82-79-161	\$2,500
T48	Darren Clarke	74-70-72-73-289	\$16,971.43	Cut	Stephen Ames	71-77-148	\$2,500	Cut	Colin Montgomerie	79-83-162	\$2,500
T48	Martin Laird	70-74-72-73-289	\$16,971.43	Cut	Justin Rose	74-74-148	\$2,500	WD	Ian Poulter	72-72-77-221	\$2,500
T48	Charles Howell III	69-74-72-74-289	\$16,971.43	Cut	Mitch Lowe	71-77-148	\$2,500	WD	John Daly	76-76	\$2,500
				Cut	Jimmy Walker	71-77-148	\$2,500				

2009

South Korea's Y.E. Yang, 37, established a historic

milestone on a course known for surprise finishes by delivering the biggest shocker of them all - chasing down, outplaying and dethroning Tiger Woods on a Sunday. Yang became the first male Asian player to win one of golf's four major championships. Trailing Woods by nine strokes after the fifth hole of his second round, Yang's record PGA comeback wasn't complete until he drilled a 210-yard 3-hybrid approach at 18 that soared up and over a tree, cleared a greenside bunker and came to rest 12 feet from the flagstick. Yang made that birdie putt for a 2-under-par 70, added a fist pump amidst the roar of a massive gallery at Hazeltine National Golf Club, and posted an 8-under-par 280 total. That was good for a three-stroke triumph over Woods, whose closing 75 bore no resemblance to the same player who had taken a perfect 14-for-14 slate after sharing or holding alone the lead into the final round of a major. Hazeltine National, hosting its fourth major and second PGA Championship, served up the longest course in major championship history at 7,674 yards. The field featured a PGA Championship-record 69 internationals representing 21 countries, and 97 of the top 100 world-ranked players - just one ranked player shy of the mark set in the 2002 Championship at Hazeltine.

Champion: Y.E. Yang, Seoul, South Korea

Site: Hazeltine National Golf Club,
Chaska, Minn.

Date: Aug. 13-16 **Purse:** \$7.5 million

Par: 36-36—72 (7,674 yards)

Field: 156 **Cut at:** 148 **80 players advanced**



	Course Avg.	Under Par	At Par	Over Par	Round Leader	Low Round	Y.E. Yang
Round 1:	74.25	26	17	113	Tiger Woods (67)	Tiger Woods (67)	T44th (73)
Round 2:	75.10	21	10	123	Tiger Woods (137)	Ross Fisher & Ernie Els (68)	T9th (143)
Round 3:	73.38	24	6	49	Tiger Woods (208)	Y.E. Yang (67)	T2nd (210)
Round 4:	74.33	10	12	57	Y.E. Yang (280)	Y.E. Yang, Rory McIlroy, Lee Westwood Dustin Johnson & John Merrick (70)	1st (280)
Totals:	74.396	81	45	342			

Championship Summary

Place	Name	Score	Winnings	Place	Name	Score	Winnings
1	Y.E. Yang	73-70-67-70-280	\$1,350,000	T-51	Camilo Villegas	73-73-76-73-295	\$16,260
2	Tiger Woods	67-70-71-75-283	\$810,000	T-51	Anthony Kim	73-74-71-77-295	\$16,260
T-3	Lee Westwood	70-72-73-70-285	\$435,000	T-51	Thomas Levett	72-75-76-72-295	\$16,260
T-3	Rory McIlroy	71-73-71-70-285	\$435,000	T-56	Ryo Ishikawa	74-74-76-72-296	\$15,525
5	Lucas Glover	71-70-71-74-286	\$300,000	T-56	Hiroyuki Fujita	71-74-73-78-296	\$15,525
T-6	Soren Kjeldsen	70-73-70-74-287	\$233,125	T-56	Bob Tway	72-76-74-74-296	\$15,525
T-6	Martin Kaymer	73-70-71-73-287	\$233,125	T-56	Charlie Wi	72-76-75-73-296	\$15,525
T-6	Ernie Els	75-68-70-74-287	\$233,125	T-60	Richard Green	75-73-74-75-297	\$15,000
T-6	Henrik Stenson	73-71-68-75-287	\$233,125	T-60	John Mallinger	73-71-76-77-297	\$15,000
T-10	Zach Johnson	74-73-70-71-288	\$150,633	T-60	Tom Lehman	72-74-76-75-297	\$15,000
T-10	Dustin Johnson	72-73-73-70-288	\$150,633	T-63	Angel Cabrera	76-70-76-76-298	\$14,550
T-10	John Merrick	72-72-74-70-288	\$150,633	T-63	Jim Furyk	73-75-73-77-298	\$14,550
T-10	Francesco Molinari	74-73-69-72-288	\$150,633	T-63	J.J. Henry	72-73-80-73-298	\$14,550
T-10	Graeme McDowell	70-75-71-72-288	\$150,633	T-63	Nathan Green	72-75-76-75-298	\$14,550
T-10	Padraig Harrington	68-73-69-78-288	\$150,633	T-67	Jeev M. Singh	74-73-74-78-299	\$14,050
T-16	Tim Clark	76-68-71-74-289	\$106,566	T-67	Rory Sabbatini	74-70-78-77-299	\$14,050
T-16	Vijay Singh	69-72-75-73-289	\$106,566	T-67	Justin Leonard	73-75-73-78-299	\$14,050
T-16	Hunter Mahan	69-75-74-71-289	\$106,566	T-67	Stewart Cink	73-73-72-81-299	\$14,050
T-19	Michael Allen	74-71-72-73-290	\$81,760	T-67	Paul Goydos	70-78-78-73-299	\$14,050
T-19	Oliver Wilson	74-72-72-72-290	\$81,760	T-67	David Small	75-73-75-76-299	\$14,050
T-19	Corey Pavin	73-71-71-75-290	\$81,760	73	Phil Mickelson	74-74-76-76-300	\$13,700
T-19	Ian Poulter	72-70-76-72-290	\$81,760	74	Gregory Bisconti	75-72-78-76-301	\$13,600
T-19	Ross Fisher	73-68-73-76-290	\$81,760	75	Sean O'Hair	74-73-82-73-302	\$13,500
T-24	Stephen Ames	74-71-70-76-291	\$53,112	T-76	Bob Estes	74-74-77-78-303	\$13,300
T-24	Brendan Jones	71-70-73-77-291	\$53,112	T-76	Grant Sturgeon	73-71-80-79-303	\$13,300
T-24	Ben Curtis	73-72-73-73-291	\$53,112	T-76	Chris Wood	74-73-77-79-303	\$13,300
T-24	K.J. Choi	73-72-73-73-291	\$53,112	79	Alastair Forsyth	73-75-75-82-305	\$13,100
T-24	Robert Allenby	69-75-75-72-291	\$53,112	CUT	Sergio Garcia	71-78-149	\$2,500
T-24	Scott McCarron	75-72-71-73-291	\$53,112	CUT	Aaron Baddeley	76-73-149	\$2,500
T-24	Alvaro Quiros	69-76-69-77-291	\$53,112	CUT	Stuart Appleby	74-75-149	\$2,500
T-24	John Rollins	73-73-68-77-291	\$53,112	CUT	Brandt Snedeker	75-74-149	\$2,500
T-32	Steve Flesch	74-73-69-76-292	\$40,387	CUT	Bubba Watson	74-75-149	\$2,500
T-32	G. Fdez-Castano	70-77-73-72-292	\$40,387	CUT	Carl Pettersson	72-77-149	\$2,500
T-32	Kevin Sutherland	73-72-74-73-292	\$40,387	CUT	Anders Hansen	71-78-149	\$2,500
T-32	Jeff Overton	72-74-75-71-292	\$40,387	CUT	Davis Love III	76-73-149	\$2,500
T-36	Woody Austin	73-73-74-74-293	\$31,735	CUT	Mark Brooks	74-75-149	\$2,500
T-36	Miguel A. Jimenez	75-73-71-74-293	\$31,735	CUT	Mathew Goggins	69-80-149	\$2,500
T-36	Thongchai Jaidee	70-76-73-74-293	\$31,735	CUT	Ryan Palmer	75-74-149	\$2,500
T-36	David Toms	69-75-72-77-293	\$31,735	CUT	Justin Rose	73-76-149	\$2,500
T-36	Soren Hansen	72-76-74-71-293	\$31,735	CUT	Scott Hebert	72-77-149	\$2,500
T-36	Fred Couples	74-74-73-72-293	\$31,735	CUT	Marc Turnesa	73-76-149	\$2,500
T-36	Boo Weekley	74-74-71-74-293	\$31,735	CUT	Peter Hanson	74-76-150	\$2,500
T-43	Ben Crane	70-75-72-77-294	\$21,112	CUT	Mark Wilson	77-73-150	\$2,500
T-43	Kenny Perry	74-70-78-72-294	\$21,112	CUT	Matt Kuchar	77-73-150	\$2,500
T-43	Kevin Na	73-75-71-75-294	\$21,112	CUT	Ken Duke	73-77-150	\$2,500
T-43	Geoff Ogilvy	71-73-78-72-294	\$21,112	CUT	Michael Bradley	70-80-150	\$2,500
T-43	Luke Donald	71-77-73-73-294	\$21,112	CUT	Bo Van Pelt	71-79-150	\$2,500
T-43	Charl Schwartzel	76-70-72-76-294	\$21,112	CUT	Charles Howell III	77-73-150	\$2,500
T-43	Rich Beem	71-76-75-72-294	\$21,112	CUT	Nick Watney	75-75-150	\$2,500
T-43	Chad Campbell	74-73-73-74-294	\$21,112	CUT	John Senden	73-77-150	\$2,500
T-51	Michael Sim	73-75-76-71-295	\$16,260	CUT	Andres Romero	75-75-150	\$2,500
T-51	Relief Goosen	77-71-70-77-295	\$16,260	CUT	Charley Hoffman	76-74-150	\$2,500
CUT	Steve Elkington	75-75-150	\$2,500				
CUT	Brian Davis	76-74-150	\$2,500				
CUT	Briny Baird	76-74-150	\$2,500				
CUT	Louis Oosthuizen	72-78-150	\$2,500				
CUT	Steve Marino	76-75-151	\$2,500				
CUT	Tim Weinhart	76-75-151	\$2,500				
CUT	Craig Thomas	75-76-151	\$2,500				
CUT	Ryuji Imada	76-75-151	\$2,500				
CUT	D.J. Trahan	72-79-151	\$2,500				
CUT	Steve Webster	76-75-151	\$2,500				
CUT	Scott Verplank	77-74-151	\$2,500				
CUT	Steve Stricker	74-77-151	\$2,500				
CUT	Brett Quigley	78-74-152	\$2,500				
CUT	Rod Pampling	74-78-152	\$2,500				
CUT	Keith Diccianni	72-80-152	\$2,500				
CUT	Pat Perez	74-79-153	\$2,500				
CUT	Jason Dufner	79-74-153	\$2,500				
CUT	Colin Montgomerie	75-78-153	\$2,500				
CUT	Shingo Katayama	75-78-153	\$2,500				
CUT	Mike Miles	72-81-153	\$2,500				
CUT	Anthony Wall	78-76-154	\$2,500				
CUT	Darren Clarke	78-76-154	\$2,500				
CUT	Mark Sheffit	76-78-154	\$2,500				
CUT	Shaun Micheel	76-78-154	\$2,500				
CUT	Paul Azinger	74-80-154	\$2,500				
CUT	Nick Dougherty	80-75-155	\$2,500				
CUT	Jerry Kelly	77-78-155	\$2,500				
CUT	Will MacKenzie	84-71-155	\$2,500				
CUT	Mike Weir	74-81-155	\$2,500				
CUT	Chris Starkjohann	77-79-156	\$2,500				
CUT	Todd Lancaster	75-81-156	\$2,500				
CUT	Cameron Beckman	78-78-156	\$2,500				
CUT	Mike Small	78-79-157	\$2,500				
CUT	Prayad Marksang	76-81-157	\$2,500				
CUT	Sam Arnold	81-77-158	\$2,500				
CUT	Kevin Streelman	76-82-158	\$2,500				
CUT	Steve Schneider	82-76-158	\$2,500				
CUT	Brian Gaffney	79-80-159	\$2,500				
CUT	Brian Gay	78-81-159	\$2,500				
CUT	Michael Campbell	80-79-159	\$2,500				
CUT	Lee Rinker	78-81-159	\$2,500				
CUT	Johan Edfors	77-83-160	\$2,500				
CUT	Tim Petrovic	76-84-160	\$2,500				
CUT	Adam Scott	82-79-161	\$2,500				
CUT	Eric Lippert	78-84-162	\$2,500				
CUT	Mitch Lowe	84-80-164	\$2,500				
CUT	Ryan Benzel	81-83-164	\$2,500				
CUT	Robert Gaus	81-87-168	\$2,500				
CUT	Kevin Roman	87-81-168	\$2,500				
WD	J.B. Holmes	76-76					
WD	John Daly	78-78					
WD	Richard Sterne	73-72-145	\$2,500				

2008 Ireland's Padraig Harrington carved his way into history at the 90th PGA Championship, capturing his third major championship and second in a span of three weeks. In the process, he snatched the Championship from Sergio Garcia's grasp in the final few holes.

Harrington, 36, became the first European in the modern era to win the British Open and PGA Championship in succession, and the first to win the PGA Championship since Scotland's Tommy Armour in 1930. Harrington put together back-to-back rounds of 4-under-par 66, and completed 27 holes on the final day after a third round was suspended by rain in mid-afternoon. Harrington's signature moments came on the final three holes where he made pressure putt after putt, including a 15-footer for par at No. 18.

Harrington's winning 72-hole total of 3-under-par 277 was good for a two-stroke margin over Spain's Garcia and America's Ben Curtis, the 2003 British Open champion whose chances faded with bogeys on two of his final four holes. Garcia closed with a 68 and Curtis a 71 to share runner-up honors at 279. Sweden's Henrik Stenson posted a 72 that left him and Colombia's Camilo Villegas, who had a 68, sharing fourth at 281. The PGA Championship featured the year's strongest field, despite the absence of two-time defending PGA Champion Tiger Woods (who was sidelined while recovering from knee surgery). The Championship had 93 of the top 100 world-ranked players, including 68 international players representing 20 countries.

Champion: Padraig Harrington, Dublin, Ireland

Site: Oakland Hills Country Club,

Bloomfield Township, Mich.

Date: Aug. 7-10

Purse: \$7.5 million

Par: 35-35-70 (7,445 yards)

Field: 156

Cut at: 148

73 players advanced



	Course Avg	Under Par	At Par	Over Par	Round Leader	Low Round	Padraig Harrington
Round 1:	74.85	7	8	141	Jeev M. Sing, Robert Karlsson (68)	68 - Jeev M. Singh, Robert Karlsson	T16th (71)
Round 2:	74.85	6	9	140	J.B. Holmes (139)	67 - Ben Curtis, Justin Rose	T26th (145)
Round 3:	72.92	10	8	55	Ben Curtis (208)	65 - Anders Romero	T4th (211)
Round 4:	73.44	9	3	61	Padraig Harrington (277)	66 - Padraig Harrington, Boo Weekley	1st (277)
Totals:	74.313	32	28	397			

Championship Summary

Place	Name	Score	Winnings	Place	Name	Score	Winnings	Place	Name	Score	Winnings
1	Padraig Harrington	71-74-66-66-277	\$1,350,000	T-52	Peter Hanson	71-73-75-76-295	\$16,250	CUT	Tommy Armour III	79-73-152	\$2,500
T-2	Sergio Garcia	69-73-69-68-279	\$660,000	T-52	John Merrick	73-75-70-77-295	\$16,250	CUT	Alan Morin	76-76-152	\$2,500
T-2	Ben Curtis	73-67-68-71-279	\$660,000	T-55	James Kingston	72-76-74-74-296	\$15,750	CUT	Hennie Otto	76-76-152	\$2,500
T-4	Camilo Villegas	74-72-67-68-281	\$330,000	T-55	Anthony Kim	70-75-74-77-296	\$15,750	CUT	Stephen Ames	77-75-152	\$2,500
T-4	Henrik Stenson	71-70-68-72-281	\$330,000	T-55	Tim Clark	76-72-73-75-296	\$15,750	CUT	Jyoti Randhawa	77-75-152	\$2,500
6	Steve Flesch	73-70-70-69-282	\$270,000	T-58	Justin Leonard	74-71-72-80-297	\$15,375	CUT	Chad Campbell	76-76-152	\$2,500
T-7	Andres Romero	69-78-65-72-284	\$231,250	T-58	Pat Perez	73-73-79-72-297	\$15,375	CUT	Vijay Singh	76-76-152	\$2,500
T-7	Phil Mickelson	70-73-71-70-284	\$231,250	T-60	John Mallinger	72-75-77-74-298	\$15,000	CUT	Davis Love III	77-75-152	\$2,500
T-9	Charlie Wi	70-70-71-74-285	\$176,725	T-60	Steve Marino	73-74-75-76-298	\$15,000	CUT	Tim Weinhart	74-79-153	\$2,500
T-9	Jeev M. Singh	68-74-70-73-285	\$176,725	T-60	Chez Reavie	78-70-78-72-298	\$15,000	CUT	Trevor Immelman	76-77-153	\$2,500
T-9	Justin Rose	73-67-74-71-285	\$176,725	T-63	Corey Pavin	75-73-73-78-299	\$14,500	CUT	Parker McLachlin	76-77-153	\$2,500
T-9	Alastair Forsyth	73-72-70-70-285	\$176,725	T-63	Kevin Sutherland	76-71-77-75-299	\$14,500	CUT	Soren Hansen	77-76-153	\$2,500
T-13	Ken Duke	69-73-73-71-286	\$137,250	T-63	Paul Azinger	72-76-76-75-299	\$14,500	CUT	Sonny Skinner	78-75-153	\$2,500
T-13	Aaron Baddeley	71-71-71-73-286	\$137,250	T-63	Niclas Fasth	73-73-75-78-299	\$14,500	CUT	Jerry Kelly	79-74-153	\$2,500
T-15	Stuart Appleby	76-70-69-72-287	\$107,060	T-63	Mark Calavecchia	71-76-76-76-299	\$14,500	CUT	Ross Fisher	77-76-153	\$2,500
T-15	Prayad Marksang	76-70-68-73-287	\$107,060	T-68	Hiroyuki Fujita	77-70-76-77-300	\$14,150	CUT	Bart Bryant	77-77-154	\$2,500
T-15	David Toms	72-69-72-74-287	\$107,060	T-68	Peter Lonard	74-74-74-78-300	\$14,150	CUT	Sam Arnold	80-74-154	\$2,500
T-15	Paul Casey	72-74-72-69-287	\$107,060	70	Bubba Watson	75-73-77-76-301	\$14,000	CUT	Steve Webster	78-76-154	\$2,500
T-15	Graeme McDowell	74-72-68-73-287	\$107,060	71	Richard Green	71-77-79-76-303	\$13,900	CUT	Toru Taniguchi	79-75-154	\$2,500
T-20	Robert Karlsson	68-77-71-72-288	\$78,900	72	Rocco Mediate	73-74-72-85-304	\$13,800	CUT	Martin Kaymer	75-79-154	\$2,500
T-20	Angel Cabrera	70-72-72-74-288	\$78,900	73	Louis Oosthuizen	76-72-81-77-306	\$13,700	CUT	Oliver Wilson	78-77-155	\$2,500
T-20	Brian Gay	70-74-72-72-288	\$78,900	CUT	Ryan Moore	70-79-149	\$2,500	CUT	Cliff Kresge	83-72-155	\$2,500
T-20	Boo Weekley	72-71-79-66-288	\$78,900	CUT	Bob Tway	75-74-149	\$2,500	CUT	Ryan Benzel	77-78-155	\$2,500
T-24	Retief Goosen	72-74-69-74-289	\$57,000	CUT	Fred Couples	76-73-149	\$2,500	CUT	Scott Verplank	77-78-155	\$2,500
T-24	Fredrik Jacobson	75-71-70-73-289	\$57,000	CUT	Soren Kjeldsen	75-74-149	\$2,500	CUT	George McNeill	78-77-155	\$2,500
T-24	Nicholas Thompson	71-72-73-73-289	\$57,000	CUT	John Daly	74-75-149	\$2,500	CUT	Jim Estes	79-76-155	\$2,500
T-24	Brandt Snedeker	71-71-74-73-289	\$57,000	CUT	Tom Pernice Jr.	75-74-149	\$2,500	CUT	Ben Crane	75-80-155	\$2,500
T-24	Mark Brown	77-69-74-69-289	\$57,000	CUT	Todd Hamilton	76-73-149	\$2,500	CUT	Lee Westwood	77-78-155	\$2,500
T-29	J.B. Holmes	71-68-70-81-290	\$47,550	CUT	Johnson Wagner	78-71-149	\$2,500	CUT	Mathew Gogglin	81-75-156	\$2,500
T-29	Jim Furyk	71-77-70-72-290	\$47,550	CUT	Frank Espinoza Jr.	71-78-149	\$2,500	CUT	Ricardo Leibold	78-78-156	\$2,500
T-31	Geoff Ogilvy	73-74-74-70-291	\$38,825	CUT	Zach Johnson	76-73-149	\$2,500	CUT	Scott Hebert	80-76-156	\$2,500
T-31	Robert Allenby	76-72-72-71-291	\$38,825	CUT	Simon Dyson	73-76-149	\$2,500	CUT	Jeff Quinney	81-75-156	\$2,500
T-31	Ian Poulter	74-71-73-73-291	\$38,825	CUT	Brendan Jones	71-78-149	\$2,500	CUT	Peter Hedblom	76-80-156	\$2,500
T-31	Ernie Els	71-75-70-75-291	\$38,825	CUT	Rich Beem	73-76-149	\$2,500	CUT	Tim Thelen	81-76-157	\$2,500
T-31	Chris DiMarco	75-72-72-72-291	\$38,825	CUT	Mark Brooks	74-76-150	\$2,500	CUT	Ryuji Imada	80-77-157	\$2,500
T-31	Paul Goydos	74-69-73-75-291	\$38,825	CUT	Adam Scott	77-73-150	\$2,500	CUT	Jonathan Byrd	75-82-157	\$2,500
T-31	D.J. Trahan	72-71-76-72-291	\$38,825	CUT	Nick O'Hern	74-76-150	\$2,500	CUT	Greg Kraft	78-79-157	\$2,500
T-31	Sean O'Hair	69-73-76-73-291	\$38,825	CUT	Jay Haas	73-77-150	\$2,500	CUT	Jeff Martin	78-79-157	\$2,500
T-39	Steve Elkington	71-73-73-75-292	\$30,200	CUT	Daniel Chopra	74-76-150	\$2,500	CUT	Pablo Larrazabal	80-78-158	\$2,500
T-39	Rory Sabbatini	72-73-73-74-292	\$30,200	CUT	J.J. Henry	76-74-150	\$2,500	CUT	Woody Austin	79-79-158	\$2,500
T-39	Steve Stricker	71-75-77-69-292	\$30,200	CUT	Vaughn Taylor	78-72-150	\$2,500	CUT	Brad Martin	77-81-158	\$2,500
T-42	Mike Weir	73-75-71-74-293	\$24,500	CUT	Richard S. Johnson	75-75-150	\$2,500	CUT	Curt Sanders	78-80-158	\$2,500
T-42	Tom Lehman	74-70-75-74-293	\$24,500	CUT	Rod Pampling	70-81-151	\$2,500	CUT	Kyle Flinton	79-79-158	\$2,500
T-42	Michael Campbell	73-71-75-74-293	\$24,500	CUT	Stewart Cink	75-76-151	\$2,500	CUT	Nick Dougherty	77-82-159	\$2,500
T-42	Briny Baird	72-72-73-77-293	\$24,500	CUT	K.J. Choi	78-73-151	\$2,500	CUT	Colin Montgomerie	76-84-160	\$2,500
T-42	John Senden	76-72-72-73-293	\$24,500	CUT	Scott Strange	73-78-151	\$2,500	CUT	Hunter Mahan	81-79-160	\$2,500
T-47	Michael Allen	70-75-71-78-294	\$18,070	CUT	Miguel A. Jimenez	73-78-151	\$2,500	CUT	Eric Dugas	87-74-161	\$2,500
T-47	Charles Howell III	72-76-77-69-294	\$18,070	CUT	Anders Hansen	75-76-151	\$2,500	CUT	David Long	80-82-162	\$2,500
T-47	Carl Pettersson	71-74-76-73-294	\$18,070	CUT	Darren Clarke	75-76-151	\$2,500	CUT	Vince Jewell	85-78-163	\$2,500
T-47	Billy Mayfair	69-78-75-72-294	\$18,070	CUT	Steve Lowery	74-77-151	\$2,500	CUT	Eric Manning	81-88-169	\$2,500
T-47	Dean Wilson	73-73-77-71-294	\$18,070	CUT	Don Yrene	75-76-151	\$2,500	CUT	Brad Dean	86-84-170	\$2,500
T-52	Charl Schwartzel	77-70-73-75-295	\$16,250	CUT	Heath Slocum	74-77-151	\$2,500	WD	Kenny Perry	79-79	

2007 Tiger Woods withstood back-nine challenges by Woody Austin and Ernie Els at steamy Southern Hills, and earned a fourth PGA Championship, a 13th major title and moved a notch higher to the 18-major standard set by Jack Nicklaus.

Woods finished with a 1-under-par 69 for a two-stroke victory over Austin, who grinded his way to a 67 for his best finish in any major championship. Els finished three strokes back in third, the victim of a faulty putter. It was a day in which Woods entered the final round with a three-stroke lead and slipped once, a three-putt bogey on the 14th hole. He rebounded quickly, sinking a birdie putt at 15, pointing as the ball fell in the cup. He followed by running off three consecutive pars to secure the Championship.

Woods' perfect 13-for-13 major championship performance after either sharing or leading alone after 54 holes remains his trademark in a career full of records. His 13 majors tied the great Bobby Jones, and he is one PGA Championship shy of the record shared by Nicklaus and Walter Hagen.

Woods jumped back into the Championship after an opening 71, by thrilling the Southern Hills galleries with a second-round 63, his lowest round in a major. He tied the Southern Hills course record first set by Raymond Floyd in 1982, and he would go on to become just the fifth player out of 21 to shoot 63 in a major who would record a victory.

Champion: Tiger Woods, Windermere, Fla.

Site: Southern Hills Country Club, Tulsa, Okla.

Date: Aug. 9-12 **Purse:** \$7 million

Par: 35-35-70 (7,121 yards)

Field: 156 **Cut at:** 145 **71 players advanced**



	Course Avg	Under Par	At Par	Over Par	Round Leader	Low Round	Tiger Woods
Round 1:	74.29	12	10	132	Graeme Storm (65)	65 - Graeme Storm	T23rd (71)
Round 2:	72.80	24	13	115	Tiger Woods (134)	63 - Tiger Woods	1st (134)
Round 3:	71.92	15	10	46	Tiger Woods (203)	65 - Boo Weekley	1st (203)
Round 4:	71.82	16	8	47	Tiger Woods (272)	64 - Simon Dyson	1st (272)
Totals:	73.017	67	41	344			

Championship Summary

Place	Name	Score	Winnings	Place	Name	Score	Winnings	Place	Name	Score	Winnings
1	Tiger Woods	71-63-69-69-272	\$1,260,000	T-50	Nick O'Hern	72-72-72-73-289	\$15,236	Cut	Henrik Stenson	75-74-149	\$2,500
2	Woody Austin	68-70-69-67-274	\$756,000	T-50	Shingo Katayama	76-67-72-74-289	\$15,236	Cut	Mike Weir	77-72-149	\$2,500
3	Ernie Els	72-68-69-66-275	\$476,000	T-50	Lucas Glover	70-75-74-70-289	\$15,236	Cut	Miguel Angel Jimenez	78-72-150	\$2,500
T-4	Arron Oberholser	68-72-70-69-279	\$308,000	T-50	Brian Balesman	71-74-76-68-289	\$15,236	Cut	Yong-Eun Yang	74-76-150	\$2,500
T-4	John Senden	69-70-69-71-279	\$308,000	T-57	Will MacKenzie	72-70-74-74-290	\$14,400	Cut	Jeev M. Singh	76-74-150	\$2,500
T-6	Simon Dyson	73-71-72-64-280	\$227,500	T-57	Robert Karlsson	73-71-75-71-290	\$14,400	Cut	Rory Sabbatini	74-76-150	\$2,500
T-6	Geoff Ogilvy	69-68-74-69-280	\$227,500	T-57	Chad Campbell	77-68-73-72-290	\$14,400	Cut	Vaughn Taylor	76-74-150	\$2,500
T-6	Trevor Immelman	75-70-66-69-280	\$227,500	T-60	Billy Mayfair	76-69-75-71-291	\$14,025	Cut	Zach Johnson	74-76-150	\$2,500
T-9	Kevin Sutherland	73-69-68-71-281	\$170,333	T-60	Paul McGinley	74-66-76-75-291	\$14,025	Cut	Bo Van Pelt	77-74-151	\$2,500
T-9	Boo Weekley	76-69-65-71-281	\$170,333	T-62	Thomas Bjorn	73-71-76-73-293	\$13,650	Cut	Mark Calcavecchia	79-72-151	\$2,500
T-9	Scott Verplank	70-66-74-71-281	\$170,333	T-62	Graeme Storm	65-76-74-78-293	\$13,650	Cut	Angel Cabrera	81-70-151	\$2,500
T-12	Stuart Appleby	73-68-72-69-282	\$119,833	T-62	Corey Pavin	74-68-72-79-293	\$13,650	Cut	Charley Hoffman	75-76-151	\$2,500
T-12	Anders Hansen	71-71-71-69-282	\$119,833	T-62	Brett Quigley	76-67-73-77-293	\$13,650	Cut	Chris DiMarco	79-73-152	\$2,500
T-12	Adam Scott	72-68-70-72-282	\$119,833	T-66	Tim Herron	75-68-71-80-294	\$13,300	Cut	Eric Axley	75-77-152	\$2,500
T-12	Stephen Ames	68-69-69-76-282	\$119,833	T-66	Troy Matteson	72-69-73-80-294	\$13,300	Cut	Ted Purdy	76-76-152	\$2,500
T-12	K.J. Choi	71-71-68-72-282	\$119,833	T-66	Todd Hamilton	73-72-74-75-294	\$13,300	Cut	Jeff Quinney	78-74-152	\$2,500
T-12	Justin Rose	70-73-70-69-282	\$119,833	T-69	Mike Small	73-70-78-75-296	\$13,050	Cut	John O'Leary	75-77-152	\$2,500
T-18	Ken Duke	73-71-69-71-284	\$81,600	T-69	Tom Lehman	73-71-74-78-296	\$13,050	Cut	Fred Funk	76-76-152	\$2,500
T-18	Hunter Mahan	71-73-72-68-284	\$81,600	71	Ryan Benzel	71-72-80-74-297	\$12,900	Cut	Ryan Moore	79-74-153	\$2,500
T-18	Pat Perez	70-69-77-68-284	\$81,600	Cut	Vijay Singh	75-71-146	\$2,500	Cut	Charl Schwartzel	77-76-153	\$2,500
T-18	Brandt Snedeker	74-71-69-70-284	\$81,600	Cut	Markus Brier	69-77-146	\$2,500	Cut	Nick Watney	78-75-153	\$2,500
T-18	Joe Durant	71-73-70-70-284	\$81,600	Cut	Rich Beem	76-70-146	\$2,500	Cut	Soren Hansen	74-79-153	\$2,500
T-23	Nathan Green	75-68-67-75-285	\$51,000	Cut	Robert Allenby	74-72-146	\$2,500	Cut	Steve Elkington	75-78-153	\$2,500
T-23	Peter Hanson	72-71-69-73-285	\$51,000	Cut	Davis Love III	72-74-146	\$2,500	Cut	Thongchai Jaidee	80-73-153	\$2,500
T-23	Steve Stricker	77-68-69-71-285	\$51,000	Cut	D.J. Trahan	72-74-146	\$2,500	Cut	Andres Romero	81-72-153	\$2,500
T-23	Camilo Villegas	69-71-74-71-285	\$51,000	Cut	Mark Wilson	69-77-146	\$2,500	Cut	Nick Dougherty	79-74-153	\$2,500
T-23	Heath Slocum	72-70-72-71-285	\$51,000	Cut	Jonathan Byrd	74-72-146	\$2,500	Cut	Tim Clark	82-72-154	\$2,500
T-23	Retief Goosen	70-71-74-70-285	\$51,000	Cut	J.J. Henry	71-75-146	\$2,500	Cut	Robert Gaus	78-76-154	\$2,500
T-23	Kenny Perry	72-72-71-70-285	\$51,000	Cut	Brad Lardon	70-76-146	\$2,500	Cut	José Maria Olazábal	75-80-155	\$2,500
T-23	Steve Flesch	72-73-68-72-285	\$51,000	Cut	Jim Furyk	75-71-146	\$2,500	Cut	Scott Hebert	79-76-155	\$2,500
T-23	Ian Poulter	71-73-70-71-285	\$51,000	Cut	Ben Curtis	75-71-146	\$2,500	Cut	Mark Brooks	79-76-155	\$2,500
T-32	John Daly	67-73-73-73-286	\$34,750	Cut	Jeff Sluman	74-73-147	\$2,500	Cut	Johan Edfors	79-76-155	\$2,500
T-32	Shaun Micheel	73-71-70-72-286	\$34,750	Cut	Bradley Dredge	73-74-147	\$2,500	Cut	Kevin Burton	79-76-155	\$2,500
T-32	Luke Donald	72-71-70-73-286	\$34,750	Cut	Justin Leonard	75-72-147	\$2,500	Cut	Stephen Leaney	77-78-155	\$2,500
T-32	Brett Wetterich	74-71-70-71-286	\$34,750	Cut	Joe Ogilvie	77-70-147	\$2,500	Cut	Jerry Kelly	79-77-156	\$2,500
T-32	Bart Bryant	74-70-72-70-286	\$34,750	Cut	Wen-Chong Liang	73-74-147	\$2,500	Cut	Butch Sheehan	82-74-156	\$2,500
T-32	Lee Westwood	69-74-75-68-286	\$34,750	Cut	Phil Schmitt	79-68-147	\$2,500	Cut	William Amundsen	76-81-157	\$2,500
T-32	Phil Mickelson	73-69-75-69-286	\$34,750	Cut	David Howell	75-72-147	\$2,500	Cut	Matthew Call	81-76-157	\$2,500
T-32	Stewart Cink	72-70-72-72-286	\$34,750	Cut	Aaron Baddeley	73-74-147	\$2,500	Cut	Bob McGrath	80-78-158	\$2,500
T-40	Richard Green	72-73-70-72-287	\$27,350	Cut	Tom Pernice Jr.	73-74-147	\$2,500	Cut	Denis Watson	74-84-158	\$2,500
T-40	Paul Casey	72-70-74-71-287	\$27,350	Cut	Paul Goydos	75-73-148	\$2,500	Cut	Don Yrene	80-78-158	\$2,500
T-42	Niclas Fasth	71-68-79-70-288	\$20,850	Cut	John Rollins	73-75-148	\$2,500	Cut	Bubba Watson	79-79-158	\$2,500
T-42	Charles Howell III	75-70-72-71-288	\$20,850	Cut	Dean Wilson	75-73-148	\$2,500	Cut	Chip Sullivan	78-80-158	\$2,500
T-42	Pdraig Harrington	69-73-72-74-288	\$20,850	Cut	Jose Coceres	71-77-148	\$2,500	Cut	Micah Rudosky	83-76-159	\$2,500
T-42	Colin Montgomerie	72-73-73-70-288	\$20,850	Cut	Raphael Jacquelin	76-73-149	\$2,500	Cut	Erik Wolf	83-77-160	\$2,500
T-42	Sean O'Hair	70-72-70-76-288	\$20,850	Cut	Ryuji Imada	78-71-149	\$2,500	Cut	Gregory Bisconti	82-79-161	\$2,500
T-42	Darren Clarke	77-66-71-74-288	\$20,850	Cut	Kelly Mitchell	77-72-149	\$2,500	Cut	Matt Seitz	83-81-164	\$2,500
T-42	Rod Pampling	70-74-72-72-288	\$20,850	Cut	Michael Campbell	74-75-149	\$2,500	WD	Anthony Wall		
T-42	David Toms	71-74-71-72-288	\$20,850	Cut	Tim Thelen	74-75-149	\$2,500	WD	Jyoti Randhawa		
T-50	Bob Tway	71-72-71-75-289	\$15,236	Cut	Gregory Havret	75-74-149	\$2,500	WD	Rocco Mediate	72-72	
T-50	Anthony Kim	73-72-71-73-289	\$15,236	Cut	Toru Taniguchi	77-72-149	\$2,500	WD	Richard Sterne	76-76	
T-50	Frank Lickliter II	70-75-75-69-289	\$15,236	Cut	Daniel Chopra	76-73-149	\$2,500	DQ	Sergio Garcia	70-75-145	\$2,500

2006

Tiger Woods walked off Medinah's No. 3 Course for the second

time in six years in victory, collecting a third PGA Championship, his 12th major title and accomplishing what no previous winner achieved in the process. Medinah's hierarchy quickly voted Woods an honorary member. Woods overwhelmed his competition with much the same bravado that he exhibited in the early portion of his career, registering a workmanlike 4-under-par 68, for a five-stroke victory, and leaving only Nicklaus and his 18 titles in his path.

He opened with a 10-foot birdie to take the lead from playing partner Luke Donald and never looked back, while cruising on the longest course in major Championship history. The No. 3 Course was stretched to 7,561 yards, or 35 yards longer than the 2004 PGA Championship at Whistling Straits in Kohler, Wis. Woods also is the first player in history to win at least two majors in two consecutive years. He built a four-shot lead after nine holes and had things in cruise control, to finish at 18-under par 270. Shaun Micheel, the 2003 PGA Champion, elevated his own game at a course that he said reminded him of his Championship at Oak Hill Country Club in Rochester, N.Y. But, his closing 69 was not enough to challenge.

Donald, bidding to become the first European-born PGA Champion since Denny Shute in 1930, slumped to a 74, and finished tied for third at 276 with Australia's Adam Scott, who had a 67, and Spain's Sergio Garcia, who posted a 70.



Champion: Tiger Woods, Windermere, Fla.

Site: Medinah (Ill.) Country Club (No. 3 Course)

Date: Aug. 17-20

Purse: \$6,800,000

Par: 36-36-72 (7,561 yards)

Field: 156 Cut at 144 70 players advanced

	Course Avg	Under Par	At Par	Over Par	Round Leader	Low Round	Tiger Woods
Round 1:	72.72	60	21	75	Chris Riley & Lucas Glover	66 - Chris Riley & Lucas Glover	69 - T-10th
Round 2:	72.55	61	18	75	Tim Herron, Luke Donald, Billy Andrade, Henrik Stenson	66 - Olin Browne	137 - T-5th
Round 3:	72.07	28	7	35	Tiger Woods & Luke Donald	65 - Tiger Woods & Mike Weir	202 - T-1st
Round 4:	73.19	21	9	40	Tiger Woods	66 - Chad Campbell	270 - 1st
Totals:	72.635	170	55	225			

Championship Summary

Place	Name	Score	Winnings	Place	Name	Score	Winnings	Place	Name	Score	Winnings
1	Tiger Woods	69-68-65-68-270	\$1,224,000	T-49	Rich Beem	75-69-72-75-291	\$15,533	Cut	Rod Pampling	71-76-147	\$2,500
2	Shaun Micheel	69-70-67-69-275	\$734,400	T-49	Nathan Green	71-71-74-75-291	\$15,533	Cut	John Senden	75-72-147	\$2,500
T-3	Sergio Garcia	69-70-67-70-276	\$353,600	T-55	Stephen Ames	74-69-74-75-292	\$14,320	Cut	Nick O'Hern	74-73-147	\$2,500
T-3	Luke Donald	68-68-66-74-276	\$353,600	T-55	José Maria Olazábal	72-68-75-77-292	\$14,320	Cut	Paul Casey	74-73-147	\$2,500
T-3	Adam Scott	71-69-69-67-276	\$353,600	T-55	Stuart Appleby	70-73-79-70-292	\$14,320	Cut	Mark Brooks	73-75-148	\$2,500
6	Mike Weir	72-67-65-73-277	\$244,800	T-55	Hideto Tanihara	73-71-78-70-292	\$14,320	Cut	Tom Lehman	77-71-148	\$2,500
T-7	Steve Stricker	72-67-70-69-278	\$207,788	T-55	Aaron Baddeley	70-74-75-73-292	\$14,320	Cut	Nick Price	75-73-148	\$2,500
T-7	K.J. Choi	73-67-67-71-278	\$207,788	T-60	Steve Lowery	70-72-76-75-293	\$13,750	Cut	Scott Verplank	72-76-148	\$2,500
T-9	Geoff Ogilvy	69-68-68-74-279	\$165,000	T-60	Ben Curtis	72-72-73-76-293	\$13,750	Cut	Colin Montgomerie	77-71-148	\$2,500
T-9	Ian Poulter	70-70-68-71-279	\$165,000	T-62	Jeff Maggert	75-68-78-74-295	\$13,425	Cut	Stephen Dodd	73-75-148	\$2,500
T-9	Ryan Moore	71-72-67-69-279	\$165,000	T-62	Jason Gore	70-73-75-77-295	\$13,425	Cut	Craig Barlow	70-78-148	\$2,500
T-12	Chris DiMarco	71-70-67-72-280	\$134,500	T-62	Charles Warren	73-70-77-75-295	\$13,425	Cut	Niclas Fasth	74-74-148	\$2,500
T-12	Sean O'Hair	72-70-70-68-280	\$134,500	T-65	Bob Tway	72-71-75-78-296	\$13,175	Cut	Peter Lonard	70-78-148	\$2,500
T-14	Tim Herron	69-67-72-73-281	\$115,000	T-65	Miguel A. Jimenez	70-73-75-78-296	\$13,175	Cut	Kenneth Ferrie	70-78-148	\$2,500
T-14	Henrik Stenson	68-68-73-72-281	\$115,000	67	David Howell	71-71-73-82-297	\$13,025	Cut	Ted Purdy	73-75-148	\$2,500
T-16	Phil Mickelson	69-71-68-74-282	\$94,000	T-68	Jay Haas	75-68-74-83-300	\$12,875	Cut	Bradley Dredge	75-73-148	\$2,500
T-16	David Toms	71-67-71-73-282	\$94,000	T-68	Don Yrene	71-72-77-80-300	\$12,875	Cut	Carl Pettersson	72-76-148	\$2,500
T-16	Ernie Els	71-70-72-69-282	\$94,000	70	Jim Kane	71-71-80-79-301	\$12,725	Cut	Andres Romero	71-77-148	\$2,500
T-16	Woody Austin	71-69-69-73-282	\$94,000	Cut	Vijay Singh	73-72-145	\$2,500	Cut	Gregory Bisconti	70-78-148	\$2,500
T-20	Fred Funk	69-69-74-71-283	\$71,250	Cut	Mike Small	72-73-145	\$2,500	Cut	Padraig Harrington	75-74-149	\$2,500
T-20	Robert Allenby	68-74-71-70-283	\$71,250	Cut	Brett Quigley	76-69-145	\$2,500	Cut	Chris Wiemers	73-76-149	\$2,500
T-20	Harrison Frazar	69-72-69-73-283	\$71,250	Cut	David Duval	73-72-145	\$2,500	Cut	Vaughn Taylor	71-78-149	\$2,500
T-20	Jonathan Byrd	69-72-74-68-283	\$71,250	Cut	Chris Couch	74-71-145	\$2,500	Cut	Ben Crane	72-77-149	\$2,500
T-24	Steve Flesch	72-71-69-72-284	\$53,100	Cut	Arron Oberholser	75-70-145	\$2,500	Cut	Johan Edfors	76-73-149	\$2,500
T-24	Chad Campbell	71-72-75-66-284	\$53,100	Cut	Greg Owen	74-71-145	\$2,500	Cut	Paul Broadhurst	74-76-150	\$2,500
T-24	Stewart Cink	68-74-73-69-284	\$53,100	Cut	Angel Cabrera	74-71-145	\$2,500	Cut	Thomas Bjorn	80-70-150	\$2,500
T-24	Anders Hansen	72-71-70-71-284	\$53,100	Cut	Charles Howell III	70-75-145	\$2,500	Cut	Kelly Mitchell	71-79-150	\$2,500
T-24	Tim Clark	70-69-75-70-284	\$53,100	Cut	Anthony Wall	73-72-145	\$2,500	Cut	Jason Bohn	77-73-150	\$2,500
T-29	Jim Furyk	70-72-69-74-285	\$41,100	Cut	Rory Sabbatini	72-73-145	\$2,500	Cut	Gonzalo Fernandez	75-75-150	\$2,500
T-29	Dean Wilson	74-70-74-67-285	\$41,100	Cut	Zach Johnson	71-74-145	\$2,500	Cut	Bernhard Langer	76-75-151	\$2,500
T-29	Robert Karlsson	71-73-69-72-285	\$41,100	Cut	Charl Schwartzel	72-73-145	\$2,500	Cut	Chip Sullivan	79-72-151	\$2,500
T-29	Lee Westwood	69-72-71-73-285	\$41,100	Cut	Bart Bryant	72-74-146	\$2,500	Cut	Steve Schneider	72-79-151	\$2,500
T-29	Heath Slocum	73-70-72-70-285	\$41,100	Cut	John Daly	71-75-146	\$2,500	Cut	Tim Weinhart	77-74-151	\$2,500
T-34	Davis Love III	68-69-73-76-286	\$34,500	Cut	Bob Estes	74-72-146	\$2,500	Cut	John Aber	78-73-151	\$2,500
T-34	Relief Goosen	70-73-68-75-286	\$34,500	Cut	Brad Faxon	70-76-146	\$2,500	Cut	Simon Khan	74-77-151	\$2,500
T-34	Trevor Immelman	73-71-70-72-286	\$34,500	Cut	Robert Gamez	70-76-146	\$2,500	Cut	Larry Nelson	80-72-152	\$2,500
T-37	Billy Mayfair	69-69-73-76-287	\$29,250	Cut	Brandt Jobe	76-70-146	\$2,500	Cut	Alan Schulte	75-77-152	\$2,500
T-37	Richard Green	73-69-73-72-287	\$29,250	Cut	Wes Short Jr.	72-74-146	\$2,500	Cut	Jeffrey Cranford	77-75-152	\$2,500
T-37	Graeme McDowell	75-68-72-72-287	\$29,250	Cut	Craig Thomas	76-70-146	\$2,500	Cut	Nick Dougherty	80-72-152	\$2,500
T-37	J.B. Holmes	71-70-68-78-287	\$29,250	Cut	Justin Leonard	75-71-146	\$2,500	Cut	Jerry Haas	74-79-153	\$2,500
T-41	Billy Andrade	67-69-78-74-288	\$23,080	Cut	Jesper Parnevik	71-75-146	\$2,500	Cut	Todd Hamilton	77-76-153	\$2,500
T-41	Chris Riley	66-72-73-77-288	\$23,080	Cut	Shigeki Maruyama	76-70-146	\$2,500	Cut	Tom Pernice Jr.	77-76-153	\$2,500
T-41	Daniel Chopra	72-67-76-73-288	\$23,080	Cut	Michael Campbell	70-76-146	\$2,500	Cut	Kirk Triplett	75-78-153	\$2,500
T-41	Justin Rose	73-70-70-75-288	\$23,080	Cut	John Rollins	73-73-146	\$2,500	Cut	Brett Wetterich	76-77-153	\$2,500
T-41	J.J. Henry	68-73-73-74-288	\$23,080	Cut	Pat Perez	73-73-146	\$2,500	Cut	S.K. Ho	74-79-153	\$2,500
T-46	Olin Browne	75-66-73-75-289	\$19,025	Cut	Andrew Buckle	73-73-146	\$2,500	Cut	Ron Philo Jr.	82-73-155	\$2,500
T-46	Lucas Glover	66-74-77-72-289	\$19,025	Cut	Camilo Villegas	75-71-146	\$2,500	Cut	Richard S. Johnson	79-76-155	\$2,500
48	Jerry Kelly	70-74-74-72-290	\$17,300	Cut	Paul Azinger	74-73-147	\$2,500	Cut	Mark Brown	80-77-157	\$2,500
T-49	Corey Pavin	72-71-72-76-291	\$15,533	Cut	Fred Couples	71-76-147	\$2,500	Cut	Barry Evans	81-79-160	\$2,500
T-49	Kenny Perry	72-71-71-77-291	\$15,533	Cut	Lee Rinker	72-75-147	\$2,500	Cut	Sam Arnold	78-84-162	\$2,500
T-49	Joey Sindelar	74-70-73-74-291	\$15,533	Cut	Jeff Sluman	74-73-147	\$2,500	WD	Mark Calcavecchia	77-77	
T-49	Ryan Palmer	70-73-72-76-291	\$15,533	Cut	John Bickerton	73-74-147	\$2,500	WD	Dudley Hart	78-78	

2005 Phil Mickelson made superlative use of two weeks of preparations for the 87th PGA Championship, making a pilgrimage to Baltusrol Golf Club and later returning to execute his game plan to perfection.

He capped the dramatics by making a flop shot from the rough from some 50 feet from the hole for a two-foot tap-in birdie and a one-stroke victory in just the third Monday weather-related finish in a PGA Championship.

Mickelson led or shared the lead throughout a steamy week in Springfield, N.J. His second major championship came on a day after 12 players were unable to finish a day earlier due to a passing thunderstorm.

Mickelson's final-round 2-over-par 72 was good for a winning total of 4-under-par 276, a stroke better than Denmark's Thomas Bjorn and Australia's Steve Elkington, the 1995 PGA Champion.

Two-time PGA Champion Tiger Woods finished fourth with Davis Love III at 278.



Champion: Phil Mickelson, Scottsdale, Ariz.

Site: Baltusrol Golf Club (Lower Course), Springfield, N.J.

Date: Aug. 11-14 **Purse:** \$6,500,000

Par: 35-35-70 (7,186 yards)

Field: 156 **Cut at 145** 75 players advanced

	Course Avg	Under Par	At Par	Over Par	Round Leader	Low Round	Phil Mickelson
Round 1:	72.79	27	12	117		67 - Mickelson, Appleby, Immelman, Curtis, Ames & Sabbatini	67 - T-1st
Round 2:	72.47	28	18	110	Phil Mickelson	65 - Phil Mickelson & Jerry Kelly	132 - T-1st
Round 3:	72.43	25	8	46	Mickelson & Love III	63 - Thomas Bjorn	204 - T-1st
Round 4:	72.77	10	6	63	Phil Mickelson	66 - Ted Purdy	276 - 1st
Totals:	72.45	90	44	336			

Championship Summary

Place	Name	Score	Winnings	Place	Name	Score	Winnings	Place	Name	Score	Winnings
1	Phil Mickelson	67-65-72-72-276	\$1,170,000	T-47	Greg Owen	68-69-70-80-287	\$15,371	CUT	Peter Lonard	71-76-147	\$2,000
T-2	Steve Elkington	68-70-68-71-277	\$572,000	T-47	Henrik Stenson	74-67-75-71-287	\$15,371	CUT	Richard S. Johnson	73-74-147	\$2,000
T-2	Thomas Bjorn	71-71-63-72-277	\$572,000	T-47	Heath Slocum	68-75-73-71-287	\$15,371	CUT	Brett Melton	72-75-147	\$2,000
T-4	Davis Love III	68-68-68-74-278	\$286,000	T-47	Ryan Palmer	73-70-73-71-287	\$15,371	CUT	Travis Long	76-71-147	\$2,000
T-4	Tiger Woods	75-69-66-68-278	\$286,000	T-47	Ian Poulter	69-74-69-75-287	\$15,371	CUT	Jeff Coston	74-74-148	\$2,000
T-6	Relief Goosen	68-70-69-72-279	\$201,500	T-47	Yong-Eun Yang	71-67-76-73-287	\$15,371	CUT	Billy Mayfair	73-75-148	\$2,000
T-6	Michael Campbell	73-68-69-69-279	\$201,500	T-59	Scott McCarron	72-72-74-70-288	\$13,343	CUT	Tim Fleming	74-74-148	\$2,000
T-6	Geoff Ogilvy	69-69-72-69-279	\$201,500	T-59	Carlos Franco	70-70-76-72-288	\$13,343	CUT	Colin Montgomerie	77-71-148	\$2,000
T-6	Pat Perez	68-71-67-73-279	\$201,500	T-59	Steve Webster	72-70-75-71-288	\$13,343	CUT	David Howell	78-70-148	\$2,000
T-10	David Toms	71-72-69-68-280	\$131,800	T-59	Mark Hensby	69-70-75-74-288	\$13,343	CUT	Maarten Lafeber	77-71-148	\$2,000
T-10	Vijay Singh	70-67-69-74-280	\$131,800	T-59	Peter Hanson	73-71-72-72-288	\$13,343	CUT	Brian Davis	74-74-148	\$2,000
T-10	Dudley Hart	70-73-66-71-280	\$131,800	T-59	Sean O'Hair	71-71-76-70-288	\$13,343	CUT	Jean-Francois Remesy	71-77-148	\$2,000
T-10	Steve Flesch	70-71-69-70-280	\$131,800	T-59	Paul Casey	70-74-72-72-288	\$13,343	CUT	Graeme McDowell	72-76-148	\$2,000
T-10	Ted Purdy	69-75-70-66-280	\$131,800	T-66	Ron Philo Jr.	71-73-73-72-289	\$12,750	CUT	Mark Brooks	78-71-149	\$2,000
T-15	Stuart Appleby	67-70-69-75-281	\$102,500	T-66	Woody Austin	72-71-68-78-289	\$12,750	CUT	David Tentis	77-72-149	\$2,000
T-15	Charles Howell III	70-71-68-72-281	\$102,500	T-66	Chris Riley	72-68-72-77-289	\$12,750	CUT	Nick O'Hern	76-73-149	\$2,000
T-17	Lee Westwood	68-68-71-75-282	\$82,500	T-66	Luke Donald	69-73-73-74-289	\$12,750	CUT	Bob Ford	75-75-150	\$2,000
T-17	Joe Ogilvie	74-68-69-71-282	\$82,500	T-70	Mark Calcavecchia	70-69-77-74-290	\$12,450	CUT	Craig Parry	76-74-150	\$2,000
T-17	Trevor Immelman	67-72-72-71-282	\$82,500	T-70	Fred Couples	72-72-70-76-290	\$12,450	CUT	Tim Thelen	77-73-150	\$2,000
T-17	Tim Clark	71-73-70-68-282	\$82,500	T-72	Stephen Ames	67-72-74-78-291	\$12,250	CUT	Mark Mielke	77-73-150	\$2,000
T-17	Bo Van Pelt	70-70-68-74-282	\$82,500	T-72	Joe Durant	73-71-73-74-291	\$12,250	CUT	Robert Allenby	76-74-150	\$2,000
T-17	Zach Johnson	70-70-73-69-282	\$82,500	T-74	John Daly	71-69-78-74-292	\$12,050	CUT	Shigeaki Maruyama	73-77-150	\$2,000
T-23	Tom Pernice Jr.	69-73-69-72-283	\$56,400	T-74	Rory Sabbatini	67-69-76-80-292	\$12,050	CUT	Darren Clarke	73-77-150	\$2,000
T-23	Kenny Perry	69-70-70-74-283	\$56,400	76	Mike Small	74-68-80-73-295	\$11,900	CUT	Jonathan Kaye	73-77-150	\$2,000
T-23	Paul McGinley	72-70-72-69-283	\$56,400	77	Kevin Sutherland	74-70-75-77-296	\$11,800	CUT	Rod Pampling	73-77-150	\$2,000
T-23	Shingo Katayama	71-66-74-72-283	\$56,400	78	Darrell Kestner	72-70-78-79-299	\$11,700	CUT	Thongchai Jaidee	76-74-150	\$2,000
T-23	Sergio Garcia	72-70-71-70-283	\$56,400	79	Hal Sutton	69-73-80-78-300	\$11,600	CUT	Lucas Glover	74-76-150	\$2,000
T-28	Bob Estes	71-72-73-68-284	\$41,500	CUT	Paul Azinger	72-73-145	\$2,000	CUT	Tom Lehman	72-79-151	\$2,000
T-28	Chad Campbell	71-71-70-72-284	\$41,500	CUT	Lee Janzen	71-74-145	\$2,000	CUT	David Duval	77-74-151	\$2,000
T-28	Jesper Parnevik	68-69-72-75-284	\$41,500	CUT	Tim Petrovic	75-70-145	\$2,000	CUT	Tim Herron	78-73-151	\$2,000
T-28	Stewart Cink	71-72-66-75-284	\$41,500	CUT	Loren Roberts	71-74-145	\$2,000	CUT	Arjun Atwal	74-77-151	\$2,000
T-28	Arron Oberholser	74-68-69-73-284	\$41,500	CUT	Shaun Micheel	72-73-145	\$2,000	CUT	Chris Wiemers	74-77-151	\$2,000
T-28	Vaughn Taylor	75-69-71-69-284	\$41,500	CUT	Justin Leonard	69-76-145	\$2,000	CUT	Alan Morin	76-75-151	\$2,000
T-34	Scott Verplank	71-72-71-71-285	\$31,917	CUT	Stephen Dodd	74-71-145	\$2,000	CUT	Brent Geiberger	76-76-152	\$2,000
T-34	Jerry Kelly	70-65-74-76-285	\$31,917	CUT	Alex Cejka	70-75-145	\$2,000	CUT	Toru Taniguchi	76-76-152	\$2,000
T-34	Jim Furyk	72-71-69-73-285	\$31,917	CUT	Nick Dougherty	73-72-145	\$2,000	CUT	Jeff Sluman	77-76-153	\$2,000
T-34	Fredrik Jacobson	72-69-73-71-285	\$31,917	CUT	Hunter Mahan	72-73-145	\$2,000	CUT	Chris Starkjohann	78-75-153	\$2,000
T-34	Ben Curtis	67-73-67-78-285	\$31,917	CUT	Jeff Yurkiewicz	72-73-145	\$2,000	CUT	Michael Allen	77-76-153	\$2,000
T-34	Jason Bohn	71-68-68-78-285	\$31,917	CUT	Jay Haas	77-69-146	\$2,000	CUT	Scott Spence	79-74-153	\$2,000
T-40	Steve Schnitter	72-72-72-70-286	\$22,300	CUT	Chip Johnson	72-74-146	\$2,000	CUT	Stephen Gallacher	79-74-153	\$2,000
T-40	Miguel Angel Jimenez	72-72-69-73-286	\$22,300	CUT	Chris DiMarco	75-71-146	\$2,000	CUT	Padraig Harrington	76-77-153	\$2,000
T-40	Patrick Sheehan	73-71-71-71-286	\$22,300	CUT	Rob Moss	74-72-146	\$2,000	CUT	S.K. Ho	76-77-153	\$2,000
T-40	John Rollins	68-71-73-74-286	\$22,300	CUT	Brett Quigley	74-72-146	\$2,000	CUT	Jeff Maggert	73-81-154	\$2,000
T-40	Ben Crane	68-76-72-70-286	\$22,300	CUT	Stephen Leaney	74-72-146	\$2,000	CUT	Don Berry	76-78-154	\$2,000
T-40	K.J. Choi	71-70-73-72-286	\$22,300	CUT	Kevin Na	70-76-146	\$2,000	CUT	Wayne Grady	78-78-156	\$2,000
T-40	Adam Scott	74-69-72-71-286	\$22,300	CUT	Billy Andrade	76-71-147	\$2,000	CUT	Mike Reid	78-79-157	\$2,000
T-47	Fred Funk	69-75-67-76-287	\$15,371	CUT	Bart Bryant	75-72-147	\$2,000	CUT	Rich Beem	79-78-157	\$2,000
T-47	Todd Hamilton	73-70-70-74-287	\$15,371	CUT	Brad Faxon	73-74-147	\$2,000	CUT	Kelly Mitchell	78-80-158	\$2,000
T-47	Bernhard Langer	68-72-72-75-287	\$15,371	CUT	Bob Tway	71-76-147	\$2,000	CUT	Jeff Martin	80-78-158	\$2,000
T-47	J.L. Lewis	72-72-70-73-287	\$15,371	CUT	Thomas Levett	79-68-147	\$2,000	CUT	Rich Steinmetz	81-77-158	\$2,000
T-47	José Maria Olazábal	76-67-72-72-287	\$15,371	CUT	Richard Green	79-68-147	\$2,000	CUT	Craig Thomas	80-79-159	\$2,000
T-47	Mike Weir	72-72-71-72-287	\$15,371	CUT	Niclas Fasth	73-74-147	\$2,000	CUT	Tim Weinhart	78-81-159	\$2,000


2004 Vijay Singh, who couldn't buy a birdie putt for 18 holes, finally found paydirt in overtime to capture his third major title in the 86th PGA Championship at Whistling Straits-Straits Course in Kohler, Wis.

Fiji's most famous sportsman earned his second PGA Championship, and first since 1998, while winning a record \$1.125 million from a \$6.25 million purse. Singh accomplished his feat on a course that was the longest (7,536 yards) in major championship history and among a field featuring 95 of the world's top 100 ranked players.

His closing 4-over-par 76 was the third-highest final round by a major championship winner, and good for a 72-hole total of 8-under-par 280.

Singh made his only birdie of the day a timely one, sinking a five-foot putt on his 19th hole – the uphill, 361-yard, par-4 10th – and went on to post two additional pars in the three-hole cumulative score playoff. It was just enough to defeat Justin Leonard and Chris DiMarco. Singh became the fourth oldest to win a PGA Championship at 41 years, five months and 23 days. His closing 76 was the highest score by a major championship winner since Reg Whitcombe's 78 at Royal St. George's in the 1938 British Open.

Champion: Vijay Singh, Ponte Vedra Beach, Fla.		
Site: Whistling Straits (Straits Course), Kohler, Wis.		
Date: Aug. 12-15		Purse: \$6,250,000
Par: 36-36-72 (7,536 yards)		
Field: 156	Cut at 146	73 players advanced



	Course Avg	Under Par	At Par	Over Par	Round Leader	Low Round	Vijay Singh
Round 1:	73.34	39	21	95	Darren Clarke	65 - Darren Clarke	67 - T-4th
Round 2:	73.27	53	21	79	Singh, Leonard	65 - Miguel Angel Jimenez	135 - (68) T-1st
Round 3:	71.99	38	9	26	Vijay Singh	67 - P. Mickelson, S. Flesch	204 - (69) 1st
Round 4:	73.77	14	12	47	Singh, Leonard, DiMarco	68 - Todd Hamilton	280 - (76) 1st
Totals:	73.16	144	63	247			

Championship Summary

Place	Name	Score	Winnings	Place	Name	Score	Winnings	Place	Name	Score	Winnings
1	Vijay Singh	67-68-69-76-280	\$1,125,000	T-49	Patrick Sheehan	70-71-75-74-290	\$14,660	Cut	Joey Sindelar	71-77-148	\$2,000
T-2	Chris DiMarco	68-70-71-71-280	\$550,000	T-54	Carl Pettersson	71-71-76-73-291	\$13,600	Cut	Kirk Triplett	77-71-148	\$2,000
T-2	Justin Leonard	66-69-70-75-280	\$550,000	T-55	Paul Azinger	74-71-74-73-292	\$13,200	Cut	Craig Thomas	73-75-148	\$2,000
T-4	Ernie Els	66-70-72-73-281	\$267,500	T-55	Craig Parry	70-75-71-76-292	\$13,200	Cut	Scott McCarron	70-78-148	\$2,000
T-4	Chris Riley	69-70-69-73-281	\$267,500	T-55	Eduardo Romero	72-73-70-77-292	\$13,200	Cut	Brenden Pappas	74-74-148	\$2,000
T-6	Phil Mickelson	69-72-67-74-282	\$196,000	T-55	Bob Tway	71-70-74-77-292	\$13,200	Cut	Ricardo Gonzalez	75-73-148	\$2,000
T-6	Paul McGinley	69-74-70-69-282	\$196,000	T-55	Hidemichi Tanaka	72-71-71-78-292	\$13,200	Cut	Tim Clark	75-73-148	\$2,000
T-6	K.J. Choi	68-71-73-70-282	\$196,000	T-55	Rod Pamplung	73-69-70-80-292	\$13,200	Cut	Zane Zwemke	72-76-148	\$2,000
T-9	Stephen Ames	68-71-69-75-283	\$152,000	T-55	S.K. Ho	72-73-73-74-292	\$13,200	Cut	Mark O'Meara	73-76-149	\$2,000
T-9	Robert Allenby	71-70-72-70-283	\$152,000	T-62	Jeff Sluman	72-72-79-70-293	\$12,650	Cut	Kenny Perry	76-73-149	\$2,000
T-9	Ben Crane	70-74-69-70-283	\$152,000	T-62	Scott Verplank	67-76-77-73-293	\$12,650	Cut	Tim Fleming	76-73-149	\$2,000
T-9	Adam Scott	71-71-69-72-283	\$152,000	T-62	Woody Austin	74-71-74-74-293	\$12,650	Cut	Harrison Frazar	72-77-149	\$2,000
T-13	Brad Faxon	71-71-70-72-284	\$110,250	T-62	Shingo Katayama	74-70-76-73-293	\$12,650	Cut	John Huston	71-79-150	\$2,000
T-13	Darren Clarke	65-71-72-76-284	\$110,250	T-66	Bernhard Langer	74-70-75-75-294	\$12,350	Cut	Shigeki Maruyama	72-78-150	\$2,000
T-13	Arron Oberholser	73-71-70-70-284	\$110,250	T-66	Scott Drummond	71-72-76-75-294	\$12,350	Cut	Angel Cabrera	74-76-150	\$2,000
T-13	Brian Davis	70-71-69-74-284	\$110,250	T-68	Robert Gamez	72-73-76-75-296	\$12,150	Cut	Alan Schulte	75-76-151	\$2,000
T-17	Loren Roberts	68-72-70-75-285	\$76,857	T-68	Mark Hensby	74-69-77-76-296	\$12,150	Cut	Mike Small	75-76-151	\$2,000
T-17	David Toms	72-72-69-72-285	\$76,857	70	Colin Montgomerie	73-72-78-74-297	\$12,000	Cut	Rich Beem	78-73-151	\$2,000
T-17	Matt Gogel	71-71-69-74-285	\$76,857	71	Roy Biancalana	73-72-75-79-299	\$11,900	Cut	Brendan Jones	72-79-151	\$2,000
T-17	Stuart Appleby	68-75-72-70-285	\$76,857	72	Jeff Coston	77-68-79-77-301	\$11,800	Cut	Frank Bensel	76-76-152	\$2,000
T-17	Stewart Cink	73-70-70-72-285	\$76,857	73	Skip Kendall	72-73-79-80-304	\$11,700	Cut	Graeme McDowell	77-75-152	\$2,000
T-17	Fredrik Jacobson	72-70-70-73-285	\$76,857	Cut	Fred Funk	74-72-146	\$2,000	Cut	Billy Andrade	74-79-153	\$2,000
T-17	Jean-Francois Remesy	72-71-70-72-285	\$76,857	Cut	Hale Irwin	73-73-146	\$2,000	Cut	Ian Woosnam	79-74-153	\$2,000
T-24	Tom Byrum	72-73-71-70-286	\$46,714	Cut	Rocco Mediate	74-72-146	\$2,000	Cut	Cary Hungate	77-76-153	\$2,000
T-24	J.L. Lewis	73-69-72-72-286	\$46,714	Cut	Tim Petrovic	68-78-146	\$2,000	Cut	Jerry Kelly	76-77-153	\$2,000
T-24	Shaun Michael	77-68-70-71-286	\$46,714	Cut	José Maria Olazábal	70-76-146	\$2,000	Cut	Steve Schneider	75-78-153	\$2,000
T-24	Tiger Woods	75-69-69-73-286	\$46,714	Cut	Kevin Sutherland	74-72-146	\$2,000	Cut	Jim Furyk	75-78-153	\$2,000
T-24	Chad Campbell	73-70-71-72-286	\$46,714	Cut	Joe Durant	71-75-146	\$2,000	Cut	Joakim Haeggman	78-75-153	\$2,000
T-24	Geoff Ogilvy	68-73-71-74-286	\$46,714	Cut	Brian Bateman	73-73-146	\$2,000	Cut	Steve Lowery	80-74-154	\$2,000
T-24	Luke Donald	67-73-71-75-286	\$46,714	Cut	Mike Weir	73-73-146	\$2,000	Cut	Tetsuji Hiratsuka	80-74-154	\$2,000
T-31	Chip Sullivan	72-71-73-71-287	\$34,250	Cut	Thomas Levet	74-72-146	\$2,000	Cut	Rory Sabbatini	81-73-154	\$2,000
T-31	Carlos Franco	69-75-72-71-287	\$34,250	Cut	Lee Westwood	75-71-146	\$2,000	Cut	Bruce Smith	77-77-154	\$2,000
T-31	Miguel Angel Jimenez	76-65-75-71-287	\$34,250	Cut	Alex Cejka	75-71-146	\$2,000	Cut	Ron Philo Jr.	76-79-155	\$2,000
T-31	Charles Howell III	70-71-72-74-287	\$34,250	Cut	Peter Lonard	74-72-146	\$2,000	Cut	Bob Sowards	78-77-155	\$2,000
T-31	Nick O'Hern	73-71-68-75-287	\$34,250	Cut	Raphael Jacquelin	74-72-146	\$2,000	Cut	Jonathan Kaye	74-81-155	\$2,000
T-31	Bo Van Pelt	74-71-70-72-287	\$34,250	Cut	Sergio Garcia	73-73-146	\$2,000	Cut	Mike Northern	77-78-155	\$2,000
T-37	Jay Haas	68-72-71-77-288	\$24,688	Cut	Heath Slocum	74-72-146	\$2,000	Cut	David Tentis	76-80-156	\$2,000
T-37	Todd Hamilton	72-73-75-68-288	\$24,688	Cut	Jonathan Byrd	73-73-146	\$2,000	Cut	Robert Thompson	77-79-156	\$2,000
T-37	Steve Flesch	73-72-67-76-288	\$24,688	Cut	Paul Casey	74-72-146	\$2,000	Cut	Jeff Roth	79-77-156	\$2,000
T-37	Brett Quigley	74-69-73-72-288	\$24,688	Cut	Bill Britton	77-70-147	\$2,000	Cut	Tim Herron	77-79-156	\$2,000
T-37	Briny Baird	67-69-75-77-288	\$24,688	Cut	Tom Pernice Jr.	75-72-147	\$2,000	Cut	John Daly	81-76-157	\$2,000
T-37	Trevor Immelman	75-69-72-72-288	\$24,688	Cut	Hal Sutton	73-74-147	\$2,000	Cut	Mike Baker	80-77-157	\$2,000
T-37	Zach Johnson	75-70-69-74-288	\$24,688	Cut	Jesper Parnevik	76-71-147	\$2,000	Cut	Mike Schuchart	79-79-158	\$2,000
T-37	Ian Poulter	73-72-70-73-288	\$24,688	Cut	Stephen Leaney	74-73-147	\$2,000	Cut	David Duval	77-81-158	\$2,000
T-45	Tommy Armour III	72-71-74-72-289	\$18,500	Cut	Phillip Price	72-75-147	\$2,000	Cut	Thongchai Jaidee	80-78-158	\$2,000
T-45	Niclas Fasth	74-70-73-72-289	\$18,500	Cut	Ted Purdy	73-74-147	\$2,000	Cut	Sean English	75-84-159	\$2,000
T-45	David Howell	72-72-70-75-289	\$18,500	Cut	Justin Rose	73-74-147	\$2,000	Cut	Jeffrey Lankford	77-83-160	\$2,000
T-45	Padraig Harrington	68-71-72-78-289	\$18,500	Cut	Ben Curtis	73-74-147	\$2,000	Cut	Mark Evenson	80-82-162	\$2,000
T-49	Nick Faldo	72-70-74-74-290	\$14,660	Cut	Quinn Griffing	76-71-147	\$2,000	DQ	Mark Calcavecchia	72-75-147	\$2,000
T-49	Duffy Waldorf	69-72-70-79-290	\$14,660	Cut	Mark Brooks	73-75-148	\$2,000	WD	Scott Hoch	76-76	
T-49	Michael Campbell	71-73-69-77-290	\$14,660	Cut	Bob Estes	75-73-148	\$2,000	WD	Frank Lickliter II	80-80	
T-49	Joe Ogilvie	75-68-70-77-290	\$14,660	Cut	Davis Love III	79-69-148	\$2,000	WD	Dudley Hart		

2003

In a year when unknowns became stars, Shaun Micheel fit

well into the landscape when he made his way to Oak Hill Country Club to compete in the 85th PGA Championship in Rochester, N.Y. Playing on the outskirts of a city renowned for its inventiveness – in optical science, photocopiers and photo processing – Micheel capped the week by producing his own Kodak moment. Micheel's 7-iron approach to within two inches of the 72nd hole – a shot which he and caddie Bob Szczesny judged to be 175 yards – left an indelible stamp on a topsy turvy Championship. The season's final major featured the year's strongest field – 96 of the top 100 ranked players, just two players shy of the 2002 all-time record. The Championship also yielded the largest international contingent in PGA Championship history – 60 players representing 20 countries – which also was the most for any U.S. major championship this year.

Chad Campbell, who began the final round tied with Micheel at 4-under-par, dueled the final 18 holes, coming within a stroke after a Micheel bogey on the 17th hole. Campbell finished with a 72 and 278, while South Africa's Tim Clark was third at 279 after a 69. Alex Cejka of the Czech Republic ended fourth at 280 after a 69.

**Champion:** Shaun Micheel, Memphis, Tenn.**Site:** Oak Hill Country Club, Rochester, N.Y.**Date:** Aug. 14-17**Purse:** \$5,938,300**Par:** 35-35-70 (7,134 yards)**Field:** 156 Cut at 148 78 players advanced

	Course Avg	Under Par	At Par	Over Par	Round Leader	Low Round	Shaun Micheel
Round 1:	75.01	12	9	135	Mickelson, Pampling	66 - P. Mickelson, R. Pampling	69 - T-6th
Round 2:	74.90	5	9	137	Shaul Micheel	68 - S. Micheel, J. Coceres	137 - (68) 1st
Round 3:	72.27	12	9	49	Micheel, Campbell	65 - Chad Campbell	206 - (69) T-1st
Round 4:	73.90	5	5	60	Shaun Micheel	68 - K. Perry, N. Fasth	276 - (70) 1st
Totals:	74.31	34	32	381			

Championship Summary

Place	Name	Score	Winnings	Place	Name	Score	Winnings	Place	Name	Score	Winnings
1	Shaun Micheel	69-68-69-70-276	\$1,080,000	T-51	Jose Coceres	73-68-78-76-295	\$13,320	Cut	John Rollins	78-73-151	\$2,000
2	Chad Campbell	69-72-65-72-278	\$648,000	T-51	Len Maltiace	74-70-75-76-295	\$13,320	Cut	Ben Curtis	75-76-151	\$2,000
3	Tim Clark	72-70-68-69-279	\$408,000	T-51	Gary Evans	74-74-71-76-295	\$13,320	Cut	Jeff Maggert	79-73-152	\$2,000
4	Alex Cejka	74-69-68-69-280	\$288,000	56	Chris DiMarco	74-71-78-73-296	\$12,700	Cut	Scott Porter	80-72-152	\$2,000
T-5	Jay Haas	70-74-69-69-282	\$214,000	T-57	Bernhard Langer	75-72-75-75-297	\$12,450	Cut	JC Anderson	76-76-152	\$2,000
T-5	Ernie Els	71-70-70-71-282	\$214,000	T-57	Scott Hoch	75-72-73-77-297	\$12,450	Cut	Phillip Price	77-75-152	\$2,000
T-7	Loren Roberts	70-73-70-71-284	\$175,667	T-57	Bob Estes	71-76-73-77-297	\$12,450	Cut	Stewart Cink	79-73-152	\$2,000
T-7	Fred Funk	69-73-70-72-284	\$175,667	T-57	Aaron Baddeley	69-77-73-78-297	\$12,450	Cut	Chip Sullivan	74-78-152	\$2,000
T-7	Mike Weir	68-71-70-75-284	\$175,667	T-61	Billy Mayfair	76-72-78-72-298	\$12,000	Cut	Jerry Kelly	78-75-153	\$2,000
T-10	Niclas Fasth	76-70-71-68-285	\$135,500	T-61	Eduardo Romero	77-71-76-74-298	\$12,000	Cut	Justin Leonard	79-75-154	\$2,000
T-10	Kenny Perry	75-72-70-68-285	\$135,500	T-61	Phil Tataurangi	72-71-78-77-298	\$12,000	Cut	Ken Schall	80-74-154	\$2,000
T-10	Charles Howell III	70-72-70-73-285	\$135,500	T-61	Ian Poulter	72-75-72-79-298	\$12,000	Cut	Tim Thelen	75-79-154	\$2,000
T-10	Billy Andrade	67-72-72-74-285	\$135,500	T-61	Jonathan Kaye	74-73-72-79-298	\$12,000	Cut	Jeff Sluman	75-79-154	\$2,000
T-14	Scott McCarron	74-70-71-71-286	\$98,250	66	Paul Casey	79-69-75-76-299	\$11,700	Cut	Robert Karlsson	75-79-154	\$2,000
T-14	Tim Herron	69-72-74-71-286	\$98,250	67	Bob Burns	72-76-70-82-300	\$11,600	Cut	Jeffrey Lankford	78-76-154	\$2,000
T-14	Rod Pampling	66-74-73-73-286	\$98,250	68	Rory Sabbatini	71-75-75-81-302	\$11,500	Cut	Dean Wilson	78-77-155	\$2,000
T-14	Robert Gamez	70-73-70-73-286	\$98,250	T-69	K.J. Choi	74-74-80-76-304	\$11,350	Cut	Mark O'Meara	73-82-155	\$2,000
T-18	Rocco Mediate	72-74-71-70-287	\$73,000	T-69	Michael Campbell	74-71-80-79-304	\$11,350	Cut	Dave Tantis	79-76-155	\$2,000
T-18	Jim Furyk	72-74-69-72-287	\$73,000	Cut	Dan Forsman	75-74-149	\$2,000	Cut	Anders Hansen	78-77-155	\$2,000
T-18	Carlos Franco	73-73-69-72-287	\$73,000	Cut	Darren Clarke	79-70-149	\$2,000	Cut	Justin Rose	77-78-155	\$2,000
T-18	Kevin Sutherland	69-74-71-73-287	\$73,000	Cut	Scott Verplank	77-72-149	\$2,000	Cut	Stephen Ames	82-74-156	\$2,000
T-18	Toshi Izawa	71-72-71-73-287	\$73,000	Cut	Greg Norman	79-70-149	\$2,000	Cut	C. Montgomerie	82-74-156	\$2,000
T-23	Stuart Appleby	74-73-71-70-288	\$52,000	Cut	Sergio Garcia	72-77-149	\$2,000	Cut	Tim Petrovic	82-75-157	\$2,000
T-23	Luke Donald	73-72-71-72-288	\$52,000	Cut	Stephen Leaney	73-76-149	\$2,000	Cut	Dino Lucchesi	79-78-157	\$2,000
T-23	Adam Scott	72-69-72-75-288	\$52,000	Cut	Paul McGinley	73-76-149	\$2,000	Cut	Craig Parry	79-78-157	\$2,000
T-23	Phil Mickelson	66-75-72-75-288	\$52,000	Cut	Davis Love III	74-75-149	\$2,000	Cut	Rich Beem	82-75-157	\$2,000
T-27	Geoff Ogilvy	71-71-77-70-289	\$43,000	Cut	Thomas Bjorn	78-71-149	\$2,000	Cut	Steve Schneiter	77-80-157	\$2,000
T-27	Woody Austin	72-73-69-75-289	\$43,000	Cut	Paul Azinger	73-76-149	\$2,000	Cut	Mike Schuchart	77-81-158	\$2,000
T-29	David Toms	75-72-71-72-290	\$36,600	Cut	Gene Sauers	72-77-149	\$2,000	Cut	Andre Stolz	75-83-158	\$2,000
T-29	Todd Hamilton	70-74-73-73-290	\$36,600	Cut	Greg Owen	77-73-150	\$2,000	Cut	Michael Combs	79-79-158	\$2,000
T-29	Peter Lonard	74-74-69-73-290	\$36,600	Cut	Bradley Dredge	75-75-150	\$2,000	Cut	Cary Siotta	76-82-158	\$2,000
T-29	Padraig Harrington	72-76-69-73-290	\$36,600	Cut	Tom Lehman	75-75-150	\$2,000	Cut	Bob Sowards	81-78-159	\$2,000
T-29	Frank Lickliter II	71-72-71-76-290	\$36,600	Cut	Steve Lowery	75-75-150	\$2,000	Cut	Jonathan Byrd	80-79-159	\$2,000
T-34	Jesper Parnevik	73-72-72-74-291	\$29,000	Cut	Tom Watson	75-75-150	\$2,000	Cut	Skip Kendall	80-79-159	\$2,000
T-34	J.L. Lewis	71-75-71-74-291	\$29,000	Cut	Peter Jacobsen	73-77-150	\$2,000	Cut	Rick Schuller	79-80-159	\$2,000
T-34	Fred Couples	74-71-72-74-291	\$29,000	Cut	Mathias Gronberg	76-74-150	\$2,000	Cut	Ron Philo Jr.	82-78-160	\$2,000
T-34	Lee Janzen	68-74-72-77-291	\$29,000	Cut	Fredrik Jacobson	76-74-150	\$2,000	Cut	Ricardo Gonzalez	77-83-160	\$2,000
T-34	Vijay Singh	69-73-70-79-291	\$29,000	Cut	Carl Pettersson	74-76-150	\$2,000	Cut	Sean Farren	79-81-160	\$2,000
T-34	Joe Durant	71-76-75-70-292	\$22,000	Cut	Shingo Katayama	75-75-150	\$2,000	Cut	Toru Taniguchi	82-79-161	\$2,000
T-39	Mark Calcavecchia	73-71-76-72-292	\$22,000	Cut	Don Berry	74-76-150	\$2,000	Cut	Pierre Fulke	81-80-161	\$2,000
T-39	Robert Allenby	70-77-73-72-292	\$22,000	Cut	Hank Kuehne	70-81-151	\$2,000	Cut	John Gulyon	80-81-161	\$2,000
T-39	Tiger Woods	74-72-73-73-292	\$22,000	Cut	Retief Goosen	77-74-151	\$2,000	Cut	Brad Faxon	82-79-161	\$2,000
T-39	Hal Sutton	75-71-67-79-292	\$22,000	Cut	Brian Davis	73-78-151	\$2,000	Cut	Dave Spengler	81-80-161	\$2,000
T-39	Briny Baird	73-71-67-81-292	\$22,000	Cut	Kevin Burton	78-73-151	\$2,000	Cut	Alan Morin	84-79-163	\$2,000
T-45	Angel Cabrera	71-76-72-74-293	\$17,500	Cut	Mark Brooks	77-74-151	\$2,000	Cut	Terry Hatch	84-81-165	\$2,000
T-45	Duffy Waldorf	70-75-72-76-293	\$17,500	Cut	Rob Labritz	76-75-151	\$2,000	Cut	Tim Fleming	84-83-167	\$2,000
T-45	Tom Pernice Jr.	70-71-72-80-293	\$17,500	Cut	Ignacio Garrido	75-76-151	\$2,000	Cut	Kirk Triplett	76	
T-48	Ben Crane	73-73-76-72-294	\$14,733	Cut	Lee Westwood	73-78-151	\$2,000	Cut	John Huston	79	
T-48	Trevor Immelman	74-70-77-73-294	\$14,733	Cut	Alastair Forsyth	73-78-151	\$2,000	Cut	Wayne DeFrancesco	79	
T-48	Shigeki Maruyama	75-72-73-74-294	\$14,733	Cut	Chris Riley	73-78-151	\$2,000	Cut	David Duval	80	
T-51	José Maria Olazábal	74-74-76-71-295	\$13,320	Cut	Bob Tway	78-73-151	\$2,000	Cut	John Jacobs	87	
T-51	Brian Gay	74-74-75-72-295	\$13,320	Cut	John Daly	76-75-151	\$2,000				

2002 Rich Beem answered every challenge on his way to winning the 84th PGA Championship and withstood a furious charge by the game's best player, Tiger Woods, to cart off the Wanamaker Trophy at Hazeltine National Golf Club.

Beem earned \$990,000 for the third victory of his improbable four-year career – and second in two starts. On one Sunday in Minnesota, it was Woods who came up short. He trailed Beem by two strokes at the start of the round, pulled within one but could get no closer. Beem posted a 4-under-par 68 for a winning total of 10-under-par 278 and one better than Woods, who closed with a 67. Beem became the 12th champion of the last 15 PGA Championships to claim his first major title. Beem is the fourth son of a PGA Professional to win the PGA Championship. He is joined by Jack Burke Jr. (1955), Dave Marr (1965) and Davis Love III (1997). Beem is the son of Larry Beem, a PGA Life Member and teaching professional, who is the golf coach at New Mexico State in Las Cruces, N.M. Larry was a standout collegiate player at New Mexico State in the 1960s, and his son followed as a player at New Mexico State.



Champion: Rich Beem, El Paso, Texas		
Site: Hazeltine National Golf Club, Chaska, Minn.		
Date: Aug. 15-18		Purse: \$5,500,000
Par: 36-36-72 (7,355 yards)		
Field: 156	Cut at 148	72 players advanced

	Course Avg	Under Par	At Par	Over Par	Round Leader	Low Round	Rich Beem
Round 1:	75.26	21	16	119	Fred Funk, Jim Furyk	68 - Fred Funk, Jim Furyk	72 - T-22nd
Round 2:	74.36	32	7	116	R. Beem, R. Goosen, M. Calcavecchia, F. Funk, J. Leonard	66 - Rich Beem, Justin Leonard, Robert Allenby	138 - (66) T-1st
Round 3:	75.83	4	6	61	Justin Leonard	69 - Justin Leonard	210 - (72) 2nd
Round 4:	73.28	22	7	42	Rich Beem	67 - Tiger Woods, Tom Watson	278 - (68) 1st
Totals:	74.735	79	36	338			

Championship Summary

Place	Name	Score	Winnings	Place	Name	Score	Winnings	Place	Name	Score	Winnings
1	Rich Beem	72-66-72-68-278	\$990,000	T-53	Toshi Izawa	72-73-75-78-298	\$11,743	Cut	Rick Hartmann	79-73-152	\$2,000
2	Tiger Woods	71-69-72-67-279	\$594,000	T-53	Greg Norman	71-74-73-80-298	\$11,743	Cut	Craig Parry	75-77-152	\$2,000
3	Chris Riley	71-70-72-70-283	\$374,000	T-53	Chris Smith	75-73-72-78-298	\$11,743	Cut	Bruce Zabriski	75-77-152	\$2,000
T-4	Fred Funk	68-70-73-73-284	\$235,000	T-53	Cameron Beckman	74-71-75-78-298	\$11,743	Cut	Steve Stricker	74-78-152	\$2,000
T-4	Justin Leonard	72-66-69-77-284	\$235,000	T-53	Tim Clark	72-74-76-76-298	\$11,743	Cut	Colin Montgomerie	74-78-152	\$2,000
6	Rocco Mediate	72-73-70-70-285	\$185,000	T-53	Brian Gay	73-74-78-73-298	\$11,743	Cut	Carl Paulson	73-79-152	\$2,000
7	Mark Calcavecchia	70-68-74-74-286	\$172,000	T-60	Joe Durant	74-71-79-75-299	\$11,200	Cut	Shingo Katayama	74-78-152	\$2,000
8	Vijay Singh	71-74-74-68-287	\$159,000	T-60	Nick Faldo	71-76-74-78-299	\$11,200	Cut	Anders Hansen	79-73-152	\$2,000
9	Jim Furyk	68-73-76-71-288	\$149,000	T-60	Hal Sutton	73-73-75-78-299	\$11,200	Cut	Toru Taniguchi	75-77-152	\$2,000
T-10	Steve Lowery	71-71-73-74-289	\$110,714	63	J.J. Henry	78-70-77-76-301	\$11,000	Cut	Matt Kuchar	78-74-152	\$2,000
T-10	Sergio Garcia	75-73-73-68-289	\$110,714	T-64	Joey Sindelar	77-71-78-76-302	\$10,750	Cut	Carl Pettersson	77-75-152	\$2,000
T-10	Ricardo Gonzalez	74-73-71-71-289	\$110,714	T-64	Don Berry	76-71-80-75-302	\$10,750	Cut	John Daly	77-76-152	\$2,000
T-10	Robert Allenby	76-66-77-70-289	\$110,714	T-64	J.P. Hayes	73-75-78-76-302	\$10,750	Cut	Billy Mayfair	77-76-153	\$2,000
T-10	Stewart Cink	74-74-72-69-289	\$110,714	T-64	Matt Gogel	74-73-83-72-302	\$10,750	Cut	Peter O'Malley	79-74-153	\$2,000
T-10	Jose Coceres	72-71-72-74-289	\$110,714	68	David Tentis	76-72-78-78-304	\$10,500	Cut	Tim Thelen	75-78-153	\$2,000
T-10	Pierre Fulke	72-68-78-71-289	\$110,714	69	José Maria Olazábal	73-75-77-80-305	\$10,400	Cut	Frank Lickliter II	77-76-153	\$2,000
T-17	Charles Howell III	72-69-80-69-290	\$72,000	70	Pat Perez	77-71-85-76-309	\$10,300	Cut	Paul McGinley	74-79-153	\$2,000
T-17	Peter Lonard	69-73-75-73-290	\$72,000	71	Thomas Levet	78-70-82-80-310	\$10,200	Cut	Rob Labritz	78-75-153	\$2,000
T-17	Steve Flesch	72-74-73-71-290	\$72,000	Cut	J.L. Lewis	76-73-149	\$2,000	Cut	Mark Brooks	75-79-154	\$2,000
T-17	Stuart Appleby	73-74-74-69-290	\$72,000	Cut	Larry Nelson	76-73-149	\$2,000	Cut	Mike Gilmore	78-76-154	\$2,000
T-17	Padraig Harrington	71-73-74-72-290	\$72,000	Cut	Nick Price	72-77-149	\$2,000	Cut	Scott Hoch	80-75-155	\$2,000
22	Heath Slocum	73-74-75-69-291	\$57,000	Cut	Scott Verplank	77-72-149	\$2,000	Cut	Jeff Maggert	78-77-155	\$2,000
23	Relief Goosen	69-69-79-75-292	\$44,250	Cut	Fuzzy Zoeller	76-73-149	\$2,000	Cut	David Peoples	79-76-155	\$2,000
T-23	Justin Rose	69-73-76-74-292	\$44,250	Cut	Ian Leggatt	75-74-149	\$2,000	Cut	Robert Thompson	78-77-155	\$2,000
T-23	Jeff Sluman	70-75-74-73-292	\$44,250	Cut	Thomas Bjorn	74-75-149	\$2,000	Cut	Jesper Parnevik	82-73-155	\$2,000
T-23	Adam Scott	71-71-76-74-292	\$44,250	Cut	Darren Clarke	79-70-149	\$2,000	Cut	Jeffrey Lankford	80-76-156	\$2,000
T-23	Michael Campbell	73-70-77-72-292	\$44,250	Cut	Paul Lawrie	75-74-149	\$2,000	Cut	Joseph Klinkchok	79-77-156	\$2,000
T-23	Bernhard Langer	70-72-77-73-292	\$44,250	Cut	Greg Owen	76-73-149	\$2,000	Cut	Scott Laycock	80-76-156	\$2,000
T-29	Kenny Perry	73-68-78-74-293	\$33,500	Cut	Rory Sabbatini	74-75-149	\$2,000	Cut	Niclas Fasth	79-77-156	\$2,000
T-29	Tom Lehman	71-72-77-73-293	\$33,500	Cut	K.J. Choi	78-71-149	\$2,000	Cut	Barry Evans	80-76-156	\$2,000
T-29	Brad Faxon	74-72-75-72-293	\$33,500	Cut	Paul Azinger	76-74-150	\$2,000	Cut	Jim Carter	74-83-157	\$2,000
T-29	Kirk Triplett	75-69-79-70-293	\$33,500	Cut	Jay Haas	77-73-150	\$2,000	Cut	Bob Estes	81-76-157	\$2,000
T-29	Craig Perks	72-76-74-71-293	\$33,500	Cut	Skip Kendall	74-76-150	\$2,000	Cut	Craig Stevens	82-75-157	\$2,000
T-34	Ernie Els	72-71-75-76-294	\$26,300	Cut	Eduardo Romero	73-77-150	\$2,000	Cut	Curtis Strange	81-76-157	\$2,000
T-34	Phil Mickelson	76-72-78-68-294	\$26,300	Cut	Bob Tway	74-76-150	\$2,000	Cut	Dudley Hart	82-75-157	\$2,000
T-34	Neal Lancaster	72-73-75-74-294	\$26,300	Cut	Duffy Waldorf	77-73-150	\$2,000	Cut	Tim Fleming	77-81-158	\$2,000
T-34	Mike Weir	73-74-77-70-294	\$26,300	Cut	Ian Woosnam	77-73-150	\$2,000	Cut	Lee Westwood	75-83-158	\$2,000
T-34	David Duval	71-77-76-70-294	\$26,300	Cut	Jerry Kelly	77-73-150	\$2,000	Cut	Buddy Harston	76-83-159	\$2,000
T-39	John Huston	74-74-75-72-295	\$21,500	Cut	Spike McRoy	74-76-150	\$2,000	Cut	Tim Weinhart	77-82-159	\$2,000
T-39	Chris DiMarco	76-69-77-73-295	\$21,500	Cut	Chad Campbell	74-76-150	\$2,000	Cut	Phillip Price	76-83-159	\$2,000
T-39	Scott McCarron	73-71-79-72-295	\$21,500	Cut	Dean Wilson	74-76-150	\$2,000	Cut	Alan Morin	82-77-159	\$2,000
T-39	Joel Edwards	73-74-77-71-295	\$21,500	Cut	Jonathan Kaye	77-73-150	\$2,000	Cut	Paul Casey	85-74-159	\$2,000
T-43	Briny Baird	79-69-73-75-296	\$17,000	Cut	John Rollins	77-73-150	\$2,000	Cut	Wayne DeFrancesco	78-82-160	\$2,000
T-43	Soren Hansen	73-69-78-76-296	\$17,000	Cut	David Gossett	72-78-150	\$2,000	Cut	Steve Schneider	86-76-162	\$2,000
T-43	Loren Roberts	77-70-77-72-296	\$17,000	Cut	Sean Farren	74-76-150	\$2,000	Cut	Barry Mahlberg	80-86-166	\$2,000
T-43	Kevin Sutherland	72-75-71-78-296	\$17,000	Cut	John Cook	75-76-151	\$2,000	Cut	Kent Stauffer	87-80-167	\$2,000
T-43	Shigeki Maruyama	76-72-75-73-296	\$17,000	Cut	Mark O'Meara	75-76-151	\$2,000	Cut	Kim Thompson	87-80-167	\$2,000
T-48	Davis Love III	70-75-76-76-297	\$13,120	Cut	David Toms	77-74-151	\$2,000	Cut	Tom Dolby	85-94-179	\$2,000
T-48	Len Mattiace	74-73-76-74-297	\$13,120	Cut	Tim Herron	76-75-151	\$2,000	Cut	Bill Porter	86	\$2,000
T-48	Steve Elkington	72-75-76-74-297	\$13,120	Cut	Taichi Teshima	77-74-151	\$2,000	WD	Stephen Ames	73-74-147	\$2,000
T-48	Angel Cabrera	71-73-77-76-297	\$13,120	Cut	Billy Andrade	75-77-152	\$2,000				
T-48	Tom Watson	76-71-83-67-297	\$13,120	Cut	James Blair	74-78-152	\$2,000				
T-53	Lee Janzen	70-76-77-75-298	\$11,743	Cut	Robert Gamez	76-76-152	\$2,000				

2001 David Toms used a pair of momentous strokes, nearly 24 hours apart, to capture the first major championship of his 12-year professional career. In the third round, Toms set the tone for a pulsating final 18 holes by hitting a 5-wood tee shot 243 yards and into the hole on the par-3 15th. It was the longest arc in a major championship and the first time a hole-in-one produced the eventual PGA Champion.

Toms never surrendered the lead in the final round, but was tied several times by Phil Mickelson, the last after a birdie chip from 45 feet on the 15th. Mickelson then three-putted the 16th to give Toms the lead again and set up a dramatic final-hole decision on the treacherous par-4, 490-yard 18th. Toms hit his drive right of the fairway into the first cut of the rough and 209 yards

Champion: David Toms, Monroe, La.

Site: Atlanta Athletic Club, Duluth, Ga.

Date: Aug. 16-19 **Purse:** \$5,200,000

Par: 35-35-70 (7,213 yards)

Field: 150 **Cut at:** 141 **76 players advanced**

from the hole. He reached for a wedge and laid up to within 88 yards and short of the water. From there, he hit a lob wedge to what he later estimated to be 12 feet from the hole. Mickelson lagged a 25-foot birdie putt two rolls short of the hole. Toms then stroked home his winning par putt.

With a steady, closing 1-under-par 69, Toms shattered the PGA and major championship, 72-hole scoring records. His 15-under-par 265 broke the 1993 British Open aggregate total by Greg Norman (267) and the PGA Championship



standards set in 1995 by Steve Elkington and Colin Montgomerie (267). Elkington captured that year's title in a one-hole playoff. Toms' record total for a major stood for 15 years.

	Course Avg	Under Par	At Par	Over Par	Round Leader	Low Round	David Toms
Round 1:	71.28	55	14	81	Grant Waite	64 - Grant Waite	66 - T-2nd
Round 2:	71.28	50	17	82	D. Toms, S. Katayama	63 - Mark O'Meara	131 - (65) T-1st
Round 3:	70.95	21	9	46	David Toms	65 - David Toms, Davis Love	196 - (65) 1st
Round 4:	71.03	20	15	40	David Toms	65 - Mark Calcavecchia	265 - (69) 1st
Totals:	71.206	146	55	249			

Championship Summary

Place	Name	Score	Winnings	Place	Name	Score	Winnings	Place	Name	Score	Winnings
1	David Toms	66-65-69-265	\$936,000	T-51	Frank Lickliter II	71-69-71-71-282	\$11,344	Cut	Tim Thelen	74-71-145	\$2,000
2	Phil Mickelson	66-66-66-68-266	\$562,000	T-51	Tom Pernice Jr.	69-69-74-70-282	\$11,344	Cut	Eduardo Romero	73-72-145	\$2,000
3	Steve Lowery	67-67-66-68-268	\$354,000	T-51	Vijay Singh	73-68-70-71-282	\$11,344	Cut	Steve Schneider	72-74-146	\$2,000
T-4	Shingo Katayama	67-64-69-70-270	\$222,500	T-51	Chris Riley	68-71-73-70-282	\$11,344	Cut	Notah Begay III	78-68-146	\$2,000
T-4	Mark Calcavecchia	71-68-66-65-270	\$222,500	T-51	Scott Dunlap	69-72-70-71-282	\$11,344	Cut	Ian Poulter	73-73-146	\$2,000
6	Billy Andrade	68-70-68-66-272	\$175,000	T-51	Nick Faldo	67-74-71-70-282	\$11,344	Cut	Tim Herron	72-74-146	\$2,000
T-7	Scott Verplank	69-68-70-67-274	\$152,333	T-51	Joe Durant	68-71-72-71-282	\$11,344	Cut	Dennis Paulson	73-73-146	\$2,000
T-7	Scott Hoch	68-70-69-67-274	\$152,333	T-59	Brad Faxon	66-70-74-73-283	\$10,650	Cut	Franklin Langham	70-76-146	\$2,000
T-7	Jim Furyk	70-64-71-69-274	\$152,333	T-59	Grant Waite	64-74-73-72-283	\$10,650	Cut	Harrison Frazer	73-73-146	\$2,000
T-10	Justin Leonard	70-69-67-69-275	\$122,000	T-59	Phillip Price	68-69-76-70-283	\$10,650	Cut	John Aber	74-73-147	\$2,000
T-10	Kirk Triplett	68-70-71-66-275	\$122,000	T-59	Stewart Cink	68-72-71-72-283	\$10,650	Cut	Robert Karlsson	74-73-147	\$2,000
T-10	David Duval	66-68-67-74-275	\$122,000	T-63	Thomas Bjorn	67-71-73-73-284	\$10,300	Cut	Tim Fleming	75-72-147	\$2,000
T-13	Ernie Els	67-67-70-72-276	\$94,667	T-63	Jonathan Kaye	67-68-78-71-284	\$10,300	Cut	John Mazza	70-77-147	\$2,000
T-13	Steve Flesch	73-67-70-66-276	\$94,667	T-63	Skip Kendall	72-67-73-72-284	\$10,300	Cut	Duffy Waldorf	75-72-147	\$2,000
T-13	Jesper Parnevik	70-68-70-68-276	\$94,667	T-66	Rocco Mediate	71-65-73-76-285	\$9,950	Cut	Mark Brown	75-73-148	\$2,000
T-16	Mike Weir	69-72-66-70-277	\$70,667	T-66	Steve Stricker	75-65-75-70-285	\$9,950	Cut	Jeff Sluman	72-76-148	\$2,000
T-16	Dudley Hart	66-68-73-70-277	\$70,667	T-66	Robert Damron	68-73-71-73-285	\$9,950	Cut	Miguel A. Jimenez	74-74-148	\$2,000
T-16	Jose Coceres	69-68-73-67-277	\$70,667	T-66	Tom Watson	69-70-76-70-285	\$9,950	Cut	Michael Clark II	70-78-148	\$2,000
T-16	Stuart Appleby	66-70-68-73-277	\$70,667	T-70	Scott McCarron	69-67-73-77-286	\$9,725	Cut	Chris Perry	74-74-148	\$2,000
T-16	Chris DiMarco	68-67-71-71-277	\$70,667	T-70	Fred Funk	66-74-71-75-286	\$9,725	Cut	John Daly	72-77-149	\$2,000
T-16	Robert Allenby	69-67-73-68-277	\$70,667	72	John Huston	67-68-75-77-287	\$9,650	Cut	Padraig Harrington	75-74-149	\$2,000
T-22	Shigeki Maruyama	68-72-71-67-278	\$44,286	73	Bob May	71-70-76-74-291	\$9,600	Cut	Pierre Fulke	71-78-149	\$2,000
T-22	Brian Gay	70-68-69-71-278	\$44,286	74	Paul Stankowski	67-71-76-79-293	\$9,550	Cut	Mathias Gronberg	75-74-149	\$2,000
T-22	Mark O'Meara	72-63-70-73-278	\$44,286	75	Steve Pate	71-69-71-83-294	\$9,500	Cut	Craig Stevens	73-76-149	\$2,000
T-22	Paul Azinger	68-67-69-74-278	\$44,286	Cut	Garrett Willis	70-72-142	\$2,000	Cut	Wayne DeFrancesco	76-74-150	\$2,000
T-22	Paul McGinley	68-72-71-67-278	\$44,286	Cut	Mark Brooks	71-71-142	\$2,000	Cut	Toru Taniguchi	72-78-150	\$2,000
T-22	Briny Baird	70-69-72-67-278	\$44,286	Cut	Larry Nelson	68-74-142	\$2,000	Cut	Jim Woodward	77-73-150	\$2,000
T-22	Charles Howell III	71-67-69-71-278	\$44,286	Cut	Darren Clarke	73-69-142	\$2,000	Cut	Darrell Kestner	73-77-150	\$2,000
T-29	K.J. Choi	66-68-72-73-279	\$29,438	Cut	Bernhard Langer	69-73-142	\$2,000	Cut	Bob Sowards	78-72-150	\$2,000
T-29	Nick Price	71-67-71-70-279	\$29,438	Cut	Stephen Keppler	72-70-142	\$2,000	Cut	Ken Schall	74-77-151	\$2,000
T-29	Niclas Fasth	66-69-72-72-279	\$29,438	Cut	Jeff Maggert	70-72-142	\$2,000	Cut	Joe Ozaki	78-73-151	\$2,000
T-29	Carlos Franco	67-72-71-69-279	\$29,438	Cut	Olin Browne	70-72-142	\$2,000	Cut	Mark McNulty	71-80-151	\$2,000
T-29	Chris Smith	69-71-68-71-279	\$29,438	Cut	Adam Scott	71-72-143	\$2,000	Cut	Jeffrey Lankford	77-74-151	\$2,000
T-29	Bob Tway	69-69-71-70-279	\$29,438	Cut	Loren Roberts	74-69-143	\$2,000	Cut	Curtis Strange	74-77-151	\$2,000
T-29	Greg Norman	70-68-71-70-279	\$29,438	Cut	Brett Quigley	71-72-143	\$2,000	Cut	Michael Campbell	72-79-151	\$2,000
T-29	Tiger Woods	73-67-69-70-279	\$29,438	Cut	Jerry Pate	73-70-143	\$2,000	Cut	Larry Emery	74-78-152	\$2,000
T-37	José María Olazábal	71-70-68-71-280	\$21,000	Cut	Glen Day	74-69-143	\$2,000	Cut	Hidemichi Tanaka	80-73-153	\$2,000
T-37	Andrew Coltart	67-72-71-70-280	\$21,000	Cut	Gary Orr	73-70-143	\$2,000	Cut	Steve Brady	77-76-153	\$2,000
T-37	Bob Estes	67-65-75-73-280	\$21,000	Cut	David Gossett	72-71-143	\$2,000	Cut	James Blair	80-74-154	\$2,000
T-37	Retief Goosen	69-70-66-75-280	\$21,000	Cut	Sergio Garcia	68-75-143	\$2,000	Cut	Rory Sabbatini	78-76-154	\$2,000
T-37	Davis Love III	71-67-65-77-280	\$21,000	Cut	Tom Kite	72-71-143	\$2,000	Cut	Mark Mielke	80-77-157	\$2,000
T-37	Angel Cabrera	69-69-70-72-280	\$21,000	Cut	Paul Lawrie	69-74-143	\$2,000	Cut	Dean Prowse	78-79-157	\$2,000
T-37	Fred Couples	70-69-70-71-280	\$21,000	Cut	Kevin Sutherland	73-70-143	\$2,000	Cut	Mike Northern	78-79-157	\$2,000
T-44	Andy Oldcorn	73-67-74-67-281	\$14,250	Cut	Lee Janzen	70-74-144	\$2,000	Cut	Bill Loeffler	78-81-159	\$2,000
T-44	Rick Schuller	68-70-72-71-281	\$14,250	Cut	Tom Lehman	72-72-144	\$2,000	Cut	Robert Wilkin	86-75-161	\$2,000
T-44	Kenny Perry	68-70-71-72-281	\$14,250	Cut	Nick O'Hern	73-72-145	\$2,000	Cut	Lanny Wadkins	86-85-171	\$2,000
T-44	Hal Sutton	67-71-73-70-281	\$14,250	Cut	Bruce Zabriski	69-76-145	\$2,000	DQ	Colin Montgomerie	71-69-74-71-285	
T-44	Jerry Kelly	69-67-72-73-281	\$14,250	Cut	Len Mattiace	74-71-145	\$2,000	WD	Steve Elkington	77	
T-44	Greg Chalmers	68-70-69-74-281	\$14,250	Cut	Don Berry	73-72-145	\$2,000				
T-44	Lee Westwood	71-68-68-74-281	\$14,250	Cut	Carl Paulson	72-73-145	\$2,000				
T-51	Ian Woosnam	71-70-73-68-282	\$11,344	Cut	Billy Mayfair	73-72-145	\$2,000				

2000 Tiger Woods had chased the records Bob May set in the Southern California junior golf ranks, but the twosome had never faced one another in competition. That drought ended before a world stage in the 82nd PGA Championship at Valhalla Golf Club in Louisville, Ky.

Woods and May duelled through the final round and then finished in a three-hole playoff. Both played brilliantly down the stretch, each posting a bogey-free 31 on the back nine.

Woods, pushed to the limit, reached down for something extra. He birdied the final two holes in regulation and the first hole (the 16th) in the Championship's first-ever three-hole aggregate score playoff. From there, Woods made memorable par saves on the final two holes to earn his second Wanamaker Trophy. He became the first player since Ben Hogan in 1953 to win three major titles in one year. Woods erased a PGA jinx of capturing back-to-back Championships. Woods also became the first to do so since Denny Shute (1936-37) and is the first to repeat in the stroke (medal) play era of the Championship that began in 1958. Woods was tested from the beginning, losing his one-stroke margin through 54 holes, with a rare bogey on the par-5 second hole.

Woods didn't clinch his fifth major championship until May missed a 30-foot birdie putt by inches on the final hole of the playoff.

Champion: Tiger Woods, Orlando, Fla.


Site: Valhalla Golf Club, Louisville, Ky.

Date: Aug. 17-20

Purse: \$5,000,000

Par: 36-36-72 (7,167 yards)

Field: 150 Cut at 147 80 players advanced



Course Avg	Under Par	At Par	Over Par	Round Leader	Low Round	Tiger Woods
Round 1: 74.79	21	20	109	T. Woods, S. Dunlap	66 - Tiger Woods, Scott Dunlap	66 - T-1st
Round 2: 73.08	51	16	77	Tiger Woods	66 - Bob May, Notah Begay	133 - (67) 1st
Round 3: 71.00	53	5	22	Tiger Woods	63 - José Maria Olazábal	203 - (70) 1st
Round 4: 71.33	47	6	27	T. Woods, B. May	65 - Lee Janzen	270 - (67) T-1st
Totals: 73.978	172	47				

Championship Summary

Place	Name	Score	Winnings	Place	Name	Score	Winnings	Place	Name	Score	Winnings
1	Tiger Woods	66-67-70-67-270	\$900,000	T-51	Glen Day	76-71-71-71-289	\$10,964	Cut	Paul McGinley	74-75-149	\$2,000
2	Bob May	72-66-66-66-270	\$540,000	T-51	Steve Lowery	73-74-73-69-289	\$10,964	Cut	Nick Price	77-72-149	\$2,000
3	Thomas Bjorn	72-68-67-68-275	\$340,000	T-51	Brian Watts	72-74-73-70-289	\$10,964	Cut	Hal Sutton	74-75-149	\$2,000
T-4	Stuart Appleby	70-69-68-69-276	\$198,667	T-51	Nick Faldo	79-68-69-73-289	\$10,964	Cut	Ted Tryba	75-74-149	\$2,000
T-4	Greg Chalmers	71-69-66-70-276	\$198,667	T-51	Jonathan Kaye	69-74-71-75-289	\$10,964	Cut	Scott Verplank	75-74-149	\$2,000
T-4	José Maria Olazábal	76-68-63-69-276	\$198,667	T-51	Jesper Parnevik	72-74-70-73-289	\$10,964	Cut	Russ Cochran	74-76-150	\$2,000
7	Franklin Langham	72-71-65-69-277	\$157,000	T-58	Carlos Franco	72-74-74-70-290	\$10,250	Cut	Ed Sabo	78-72-150	\$2,000
8	Notah Begay III	72-66-70-70-278	\$145,000	T-58	Padraig Harrington	75-72-69-74-290	\$10,250	Cut	Bob Tway	77-73-150	\$2,000
T-9	Darren Clarke	68-72-72-67-279	\$112,500	T-58	Joe Ogilvie	73-74-71-72-290	\$10,250	Cut	Shawn Kelly	74-77-151	\$2,000
T-9	Scott Dunlap	66-68-70-75-279	\$112,500	T-58	Dennis Paulson	72-75-70-73-290	\$10,250	Cut	Todd M. Smith	78-73-151	\$2,000
T-9	Fred Funk	69-68-74-68-279	\$112,500	T-58	Loren Roberts	74-72-71-73-290	\$10,250	Cut	Mathias Gronberg	78-74-152	\$2,000
T-9	Davis Love III	68-69-72-70-279	\$112,500	T-58	Curtis Strange	72-70-76-72-290	\$10,250	Cut	Karl Kimball	75-77-152	\$2,000
T-9	Phil Mickelson	70-70-69-70-279	\$112,500	T-64	Bill Glasson	73-74-71-73-291	\$9,700	Cut	Greg Norman	75-77-152	\$2,000
T-9	Tom Watson	76-70-65-68-279	\$112,500	T-64	Wayne Grady	71-74-68-78-291	\$9,700	Cut	Phillip Price	77-75-152	\$2,000
T-15	Stewart Cink	72-71-70-67-280	\$77,500	T-64	Jay Haas	73-74-68-76-291	\$9,700	Cut	Ed Terasa	76-76-152	\$2,000
T-15	Michael Clark II	73-70-67-70-280	\$77,500	T-64	Miguel A. Jimenez	70-77-74-70-291	\$9,700	Cut	Jeff Freeman	76-77-153	\$2,000
T-15	Chris DiMarco	73-70-69-68-280	\$77,500	T-64	Craig Stadler	74-69-71-77-291	\$9,700	Cut	Brent Geiberger	75-78-153	\$2,000
T-15	Lee Westwood	72-72-69-67-280	\$77,500	T-69	Greg Kraft	71-73-75-73-292	\$9,425	Cut	Eduardo Romero	75-78-153	\$2,000
T-19	Robert Allenby	73-71-68-69-281	\$56,200	T-69	Kirk Triplett	76-71-73-72-292	\$9,425	Cut	Steve Stricker	80-73-153	\$2,000
T-19	Angel Cabrera	72-71-71-67-281	\$56,200	71	John Huston	75-72-74-72-293	\$9,350	Cut	Steve Brady	78-76-154	\$2,000
T-19	J.P. Hayes	69-68-68-76-281	\$56,200	T-72	Jim Furyk	74-71-74-75-294	\$9,275	Cut	Jose Coceres	75-79-154	\$2,000
T-19	Lee Janzen	76-70-70-65-281	\$56,200	T-72	Paul Lawrie	75-71-73-75-294	\$9,275	Cut	Robert Gaus	76-78-154	\$2,000
T-19	Tom Kite	70-72-69-70-281	\$56,200	T-74	Robert Damron	72-74-81-70-297	\$9,150	Cut	Corey Pavin	79-75-154	\$2,000
T-24	Paul Azinger	72-71-66-73-282	\$41,000	T-74	Scott Hoch	73-70-75-79-297	\$9,150	Cut	Brad Sherfy	80-74-154	\$2,000
T-24	Steve Jones	72-71-70-69-282	\$41,000	T-74	Billy Mayfair	74-73-76-74-297	\$9,150	Cut	Greg Turner	77-77-154	\$2,000
T-24	Jarmo Sandelin	74-72-68-68-282	\$41,000	77	Rory Sabbatini	74-71-76-78-299	\$9,050	Cut	Robert Wilkin	76-78-154	\$2,000
T-27	Brad Faxon	71-74-70-68-283	\$34,167	78	Jumbo Ozaki	74-71-76-79-300	\$9,000	Cut	Shingo Katayama	76-79-155	\$2,000
T-27	Skip Kendall	72-72-69-70-283	\$34,167	79	Hidemichi Tanaka	72-73-77-79-301	\$8,950	Cut	Craig Parry	80-75-155	\$2,000
T-27	Tom Pernice Jr.	74-69-70-70-283	\$34,167	80	Frank Dobbs	75-72-88-78-313	\$8,900	Cut	Jim Woodward	78-77-155	\$2,000
T-30	Stephen Ames	69-71-71-73-284	\$28,875	Cut	James Blair	75-73-148	\$2,000	Cut	John Daly	74-82-156	\$2,000
T-30	Kenny Perry	78-68-70-68-284	\$28,875	Cut	Jay Don Blake	73-75-148	\$2,000	Cut	Brian Gaffney	79-77-156	\$2,000
T-30	Jean Van De Velde	70-74-69-71-284	\$28,875	Cut	Mark Brown	71-77-148	\$2,000	Cut	Joe Ozaki	81-75-156	\$2,000
T-30	Mike Weir	76-69-68-71-284	\$28,875	Cut	Tim Dunlavey	76-72-148	\$2,000	Cut	Michael Campbell	84-73-157	\$2,000
T-34	Mark Calcavecchia	73-74-71-67-285	\$24,000	Cut	Bob Estes	74-74-148	\$2,000	Cut	Mike Gill	81-77-158	\$2,000
T-34	Ernie Els	74-68-72-71-285	\$24,000	Cut	Steve Flesch	76-72-148	\$2,000	Cut	Kevin Burton	80-79-159	\$2,000
T-34	Sergio Garcia	74-69-73-69-285	\$24,000	Cut	Edward Fryatt	69-79-148	\$2,000	Cut	Lanny Wadkins	76-83-159	\$2,000
T-34	Blaine McCallister	73-71-70-71-285	\$24,000	Cut	Relief Goosen	75-73-148	\$2,000	Cut	Sam Torrance	82-78-160	\$2,000
T-34	Chris Perry	72-74-70-69-285	\$24,000	Cut	Jerry Kelly	74-74-148	\$2,000	Cut	Rick Morton	84-79-163	\$2,000
T-39	Toshi Izawa	73-73-71-69-286	\$20,500	Cut	Andrew Magee	75-73-148	\$2,000	Cut	Tim Thelen	85-79-164	\$2,000
T-39	Colin Montgomerie	74-72-70-70-286	\$20,500	Cut	Jeff Maggert	73-75-148	\$2,000	Cut	Ron Stetten	86-79-165	\$2,000
T-41	Justin Leonard	73-73-71-70-287	\$17,000	Cut	Jack Nicklaus	77-71-148	\$2,000	Cut	Jamie Elliott	87-79-166	\$2,000
T-41	Steve Pate	75-70-74-68-287	\$17,000	Cut	Peter O'Malley	74-74-148	\$2,000	Cut	Tony Kelley	84-83-167	\$2,000
T-41	Jeff Sluman	73-69-72-73-287	\$17,000	Cut	Gary Orr	77-71-148	\$2,000	WD	Rocco Mediate		77
T-41	Paul Stankowski	75-72-68-72-287	\$17,000	Cut	Vijay Singh	77-71-148	\$2,000	WD	Tom Scherrer		77
T-41	David Toms	72-68-72-75-287	\$17,000	Cut	Kevin Sutherland	74-74-148	\$2,000	WD	Dudley Hart		79
T-46	Brian Henninger	70-74-71-73-288	\$12,650	Cut	Ian Woosnam	73-75-148	\$2,000	WD	Tom Lehman		82
T-46	Bernhard Langer	75-69-73-71-288	\$12,650	Cut	Bob Boyd	74-75-149	\$2,000	WD	Ben Crenshaw		83
T-46	Shigeaki Maruyama	77-69-71-71-288	\$12,650	Cut	Mark Brooks	78-71-149	\$2,000	WD	Jim Carter		85
T-46	Mark O'Meara	71-72-70-75-288	\$12,650	Cut	Fred Couples	79-70-149	\$2,000				
T-46	Duffy Waldorf	75-70-71-72-288	\$12,650	Cut	Harrison Frazar	75-74-149	\$2,000				
T-51	Andrew Coltart	74-71-73-71-289	\$10,964	Cut	Tim Herron	72-77-149	\$2,000				

1999

Just 23 and with the game of a veteran, Tiger Woods captured the 81st PGA Championship at Medinah (Ill.) Country Club, and may have found his biggest rival as golf heads into the next century. Woods nearly squandered a five-stroke lead before salvaging an even-par 72 for a winning total of 11-under-par 277. His two-putt for par on the 72nd hole was one stroke better than 19-year-old Sergio Garcia of Spain. Woods took home a first-place prize of \$630,000 from a PGA Championship record purse of \$3.5 million. Jay Haas, the 36-hole leader, and Stewart Cink tied for third at 280.

The real drama in the woods of Medinah evolved on the back nine of the final round.

Garcia, who took the first-round lead, is the youngest player to compete in the PGA Championship since Gene Sarazen in 1921. Woods, who won the 1997 Masters title, was competing in his third PGA Championship. He became the fifth-youngest PGA Champion and the youngest since Jack Nicklaus in 1963.

Woods triumphed over the strongest field in the history of golf. A record 92 of the world's top 100 players, featuring 43 international players from 19 countries, competed for the Wanamaker Trophy. One international contestant, left-hander Mike Weir of Canada, tied Woods for the third-round lead. But Weir fell quickly out of contention in the final round and tied for 10th after an 80.

Champion: Tiger Woods, Orlando, Fla.


Site: Medinah (Ill.) Country Club

Date: Aug. 12-15

Purse: \$3,500,000

Par: 36-36-72 (7,401 yards)

Field: 150 Cut at 146 74 players advanced



Course Avg	Under Par	At Par	Over Par	Round Leader	Low Round	Tiger Woods
Round 1: 73.56	35	22	92	Sergio Garcia	66 - Sergio Garcia	66 - T-10th
Round 2: 73.34	46	13	90	Jay Haas	65 - Skip Kendall	137 - (67) 3rd
Round 3: 73.58	20	7	47	Tiger Woods, Mike Weir	68 - T. Woods, S. Garcia, S. Cink	205 - (68) T-1st
Round 4: 73.78	19	9	45	Tiger Woods	67 - Mark James	277 - (72) 1st
Totals: 73.52	120	51	274			

Championship Summary

Place	Name	Score	Winnings	Place	Name	Score	Winnings	Place	Name	Score	Winnings
1	Tiger Woods	70-67-68-72-277	\$630,000.00	T-49	Vijay Singh	74-70-77-72-293	\$8,180.00	Cut	Jeff Maggert	73-76-149	\$1,750.00
2	Sergio Garcia	66-73-68-71-278	\$378,000.00	T-49	Kirk Triplett	73-70-70-80-293	\$8,180.00	Cut	Greg Norman	75-74-149	\$1,750.00
T-3	Stewart Cink	69-70-68-73-280	\$203,000.00	T-54	J.P. Hayes	68-76-76-74-294	\$7,400.00	Cut	Tom Pernice Jr.	74-75-149	\$1,750.00
T-3	Jay Haas	68-67-75-70-280	\$203,000.00	T-54	Andrew Magee	72-72-77-73-294	\$7,400.00	Cut	Jarmo Sandelin	77-72-149	\$1,750.00
5	Nick Price	70-71-69-71-281	\$129,000.00	T-54	Phil Sluman	72-73-73-76-294	\$7,400.00	Cut	Chris Tucker	75-74-149	\$1,750.00
T-6	Bob Estes	71-70-72-69-282	\$112,000.00	T-57	Phil Mickelson	72-72-74-77-295	\$7,175.00	Cut	Tom Watson	75-74-149	\$1,750.00
T-6	Colin Montgomerie	72-70-70-70-282	\$112,000.00	T-57	Payne Stewart	75-71-75-74-295	\$7,175.00	Cut	Jim Carter	76-74-150	\$1,750.00
T-8	Jim Furyk	71-70-69-74-284	\$96,500.00	T-57	Bob Tway	73-71-80-71-295	\$7,175.00	Cut	John Cook	74-76-150	\$1,750.00
T-8	Steve Pate	72-70-73-69-284	\$96,500.00	T-57	Mark O'Meara	72-74-73-76-295	\$7,175.00	Cut	Glen Day	74-76-150	\$1,750.00
T-10	M. Angel Jimenez	70-70-75-70-285	\$72,167.00	T-61	Mark Calcavecchia	71-75-76-74-296	\$6,975.00	Cut	Mike Gilmore	74-76-150	\$1,750.00
T-10	Jesper Parnevik	72-70-73-70-285	\$72,167.00	T-61	Brad Faxon	72-73-77-74-296	\$6,975.00	Cut	Frank Lickliter	73-77-150	\$1,750.00
T-10	Corey Pavin	69-74-71-71-285	\$72,167.00	T-61	Greg Kraft	74-70-75-77-296	\$6,975.00	Cut	Jay Overton	75-75-150	\$1,750.00
T-10	Chris Perry	70-73-71-71-285	\$72,167.00	T-61	Bernhard Langer	71-75-74-76-296	\$6,975.00	Cut	Ken Schall	75-75-150	\$1,750.00
T-10	David Duval	70-71-72-72-285	\$72,167.00	T-65	Alexander Cejka	71-73-75-78-297	\$6,800.00	Cut	Robert Allenby	76-75-151	\$1,750.00
T-10	Mike Weir	68-68-69-80-285	\$72,167.00	T-65	Andrew Coltart	72-74-80-71-297	\$6,800.00	Cut	Billy Andrade	75-76-151	\$1,750.00
T-16	Mark Brooks	70-73-70-74-287	\$48,600.00	T-65	Mike Reid	72-74-76-75-297	\$6,800.00	Cut	Stuart Appleby	77-74-151	\$1,750.00
T-16	Gabriel Hjertstedt	72-70-73-72-287	\$48,600.00	T-68	Scott Dunlap	74-72-71-81-298	\$6,675.00	Cut	Ben Crenshaw	77-74-151	\$1,750.00
T-16	Brandt Jobe	69-74-69-75-287	\$48,600.00	T-68	Bruce Zabriski	70-75-77-76-298	\$6,675.00	Cut	Tim Herron	74-77-151	\$1,750.00
T-16	Greg Turner	73-69-70-75-287	\$48,600.00	T-70	Rich Beem	72-73-78-76-299	\$6,550.00	Cut	Shawn Kelly	74-77-151	\$1,750.00
T-16	Lee Westwood	70-68-74-75-287	\$48,600.00	T-70	Thomas Bjorn	73-73-78-75-299	\$6,550.00	Cut	Stephen Keppler	73-78-151	\$1,750.00
T-21	David Frost	75-68-74-71-288	\$33,200.00	T-70	Naomichi Joe Ozaki	73-73-78-75-299	\$6,550.00	Cut	Brent Murray	76-75-151	\$1,750.00
T-21	Skip Kendall	74-65-71-78-288	\$33,200.00	73	Fred Funk	75-69-76-80-300	\$6,450.00	Cut	José María Olazábal	79-72-151	\$1,750.00
T-21	Scott Hoch	71-71-75-71-288	\$33,200.00	Cut	Darren Clarke	72-75-147	\$1,750.00	Cut	John Huston	72-80-152	\$1,750.00
T-21	J.L. Lewis	73-70-74-71-288	\$33,200.00	Cut	Retief Goosen	74-73-147	\$1,750.00	Cut	Stephen Leaney	76-76-152	\$1,750.00
T-21	Kevin Wentworth	72-70-72-74-288	\$33,200.00	Cut	Shigeki Maruyama	77-70-147	\$1,750.00	Cut	David Toms	76-76-152	\$1,750.00
T-26	Fred Couples	73-69-75-72-289	\$24,000.00	Cut	Craig Parry	75-72-147	\$1,750.00	Cut	George Bryan	76-77-153	\$1,750.00
T-26	Carlos Franco	72-71-71-75-289	\$24,000.00	Cut	Dennis Paulson	77-70-147	\$1,750.00	Cut	Scott Davis	81-72-153	\$1,750.00
T-26	Jerry Kelly	69-74-71-75-289	\$24,000.00	Cut	Loren Roberts	70-77-147	\$1,750.00	Cut	Jeff Freeman	73-80-153	\$1,750.00
T-26	Hal Sutton	72-73-73-71-289	\$24,000.00	Cut	Sven Struver	71-76-147	\$1,750.00	Cut	Scott Gump	77-76-153	\$1,750.00
T-26	Jean Van De Velde	74-70-75-70-289	\$24,000.00	Cut	Tommy Tolles	78-69-147	\$1,750.00	Cut	Wayne DeFrancesco	78-76-154	\$1,750.00
T-31	Paul Goydos	73-70-71-76-290	\$20,000.00	Cut	Ian Woosnam	73-74-147	\$1,750.00	Cut	Bradley Hughes	80-74-154	\$1,750.00
T-31	Mark James	70-74-79-67-290	\$20,000.00	Cut	Ernie Els	72-76-148	\$1,750.00	Cut	Tom Kite	77-77-154	\$1,750.00
T-31	Ted Tryba	70-72-76-72-290	\$20,000.00	Cut	Bob Ford	74-74-148	\$1,750.00	Cut	Craig Stadler	77-77-154	\$1,750.00
T-34	Steve Flesch	73-71-72-75-291	\$15,429.00	Cut	Harrison Frazer	75-73-148	\$1,750.00	Cut	Hidemichi Tanaka	78-76-154	\$1,750.00
T-34	Tom Lehman	70-74-76-71-291	\$15,429.00	Cut	Brent Geiberger	72-76-148	\$1,750.00	Cut	Tommy Armour III	74-81-155	\$1,750.00
T-34	Paul Lawrie	73-72-72-74-291	\$15,429.00	Cut	Dudley Hart	75-73-148	\$1,750.00	Cut	Mike Baker	80-75-155	\$1,750.00
T-34	Billy Mayfair	75-69-75-72-291	\$15,429.00	Cut	Nolan Henke	73-75-148	\$1,750.00	Cut	Darrell Kestner	75-80-155	\$1,750.00
T-34	Kenny Perry	74-69-72-76-291	\$15,429.00	Cut	Toshi Iizawa	72-76-148	\$1,750.00	Cut	Patrik Sjolander	78-77-155	\$1,750.00
T-34	Scott Verplank	73-72-73-73-291	\$15,429.00	Cut	Lee Janzen	73-75-148	\$1,750.00	Cut	Tim Thelen	78-77-155	\$1,750.00
T-34	Lanny Wadkins	72-69-74-76-291	\$15,429.00	Cut	Steve Jones	75-73-148	\$1,750.00	Cut	Kim Thompson	78-77-155	\$1,750.00
T-41	Paul Azinger	77-69-71-75-292	\$11,250.00	Cut	Justin Leonard	73-75-148	\$1,750.00	Cut	Larry Nelson	79-77-156	\$1,750.00
T-41	Angel Cabrera	73-73-74-72-292	\$11,250.00	Cut	Peter O'Malley	75-73-148	\$1,750.00	Cut	Ron Stetten	77-79-156	\$1,750.00
T-41	Chris DiMarco	74-71-74-73-292	\$11,250.00	Cut	Eduardo Romero	71-77-148	\$1,750.00	Cut	Chris Toulson	79-78-157	\$1,750.00
T-41	Nick Faldo	71-71-75-75-292	\$11,250.00	Cut	Steve Schneider	74-74-148	\$1,750.00	Cut	Brett Upper	79-78-157	\$1,750.00
T-41	Hale Irwin	70-69-78-75-292	\$11,250.00	Cut	Steve Stricker	72-76-148	\$1,750.00	Cut	Scott Spence	80-79-159	\$1,750.00
T-41	Robert Karlsson	70-76-73-73-292	\$11,250.00	Cut	Kevin Sutherland	74-74-148	\$1,750.00	Cut	Milan Spilor	80-80-160	\$1,750.00
T-41	Duffy Waldorf	74-71-70-77-292	\$11,250.00	Cut	Bob Boyd	74-75-149	\$1,750.00	WD	Joey Sindelar	73-70-75-218	
T-41	Brian Watts	69-71-72-80-292	\$11,250.00	Cut	Brandel Chamblee	78-71-149	\$1,750.00	WD	Bill Glasson		
T-49	Olin Browne	73-72-74-74-293	\$8,180.00	Cut	Bob Friend	71-78-149	\$1,750.00				
T-49	Davis Love III	71-72-75-75-293	\$8,180.00	Cut	Per-Ulrik Johansson	76-73-149	\$1,750.00				
T-49	Rocco Mediate	71-72-78-72-293	\$8,180.00	Cut	Jeffrey Lankford	78-71-149	\$1,750.00				

1998 Vijay Singh, the national sports hero of tiny Fiji, delivered a gritty performance to win the 80th PGA Championship, which was the first PGA Championship staged in the Pacific Northwest in 54 years. The 35-year-old

Singh recorded a final-round 2-under-par 68, including a two-putt par on the treacherous 18th, to finish at 9-under-par 271. His two-stroke victory over Steve Stricker earned him \$540,000. Steve Elkington, the 1995 Champion, finished third at 274 after a 67.

Singh became the 10th player in 11 years to earn his first major championship at the PGA Championship and the 10th international player to win the Wanamaker Trophy. Singh triumphed over a 150-player field featuring 85 of the top 100 world-ranked players, who among them owned 53 major championship titles.

Singh and Stricker shared the third-round lead, and each had an adventurous final round at Sahalee. Stricker scrambled to a closing 70. The twosome was four strokes ahead of the field as they began the final round. Stricker lost a share of the lead on the ninth hole and trailed by a stroke before a bogey at the par-3 17th. Singh was boosted by a birdie on the 11th, where his second shot ricocheted off a tree and settled 50 feet from the hole. He also birdied the 15th before Stricker made his birdie, then parred out from there for the victory.

Champion: Vijay Singh, Ponte Vedra Beach, Fla.

Site: Sahalee Country Club, Redmond, Wash.

Date: Aug. 13-16 **Purse:** \$3,000,000

Par: 35-35-70 (6,906 yards)

Field: 150 **Cut at 145** 75 players advanced



	Course Avg	Under Par	At Par	Over Par	Round Leader	Low Round	Vijay Singh
Round 1:	72.84	20	25	105	Tiger Woods	66 - Tiger Woods	70 - T-21st
Round 2:	73.55	20	9	120	Vijay Singh	66 - Vijay Singh	136 - (66) 1st
Round 3:	71.52	20	9	46	Singh, Stricker	67 - Singh, Mayfair, Couples, Tway	203 - (67) T-1st
Round 4:	71.73	19	8	48	Vijay Singh	65 - Nick Price	271 - (68) 1st
Totals:	72.67	79	51	319			

Championship Summary


Place	Name	Score	Winnings	Place	Name	Score	Winnings	Place	Name	Score	Winnings
1	Vijay Singh	70-66-67-68-271	\$540,000.00	T-44	Joe Ozaki	73-71-75-69-288	\$7,990.00	Cut	Eduardo Romero	70-78-148	\$1,500.00
2	Steve Stricker	69-68-66-70-273	\$324,000.00	T-44	Kevin Sutherland	74-71-71-72-288	\$7,990.00	Cut	Scott Simpson	70-78-148	\$1,500.00
3	Steve Elkington	69-69-69-67-274	\$204,000.00	T-54	Nick Faldo	73-71-72-73-289	\$6,550.00	Cut	Ed Terasa	72-76-148	\$1,500.00
T-4	Frank Lickliter	68-71-69-68-276	\$118,000.00	T-54	Scott Verplank	71-71-71-76-289	\$6,550.00	Cut	David Toms	72-76-148	\$1,500.00
T-4	Mark O'Meara	69-70-69-68-276	\$118,000.00	T-56	Jay Don Blake	70-72-73-75-290	\$6,175.00	Cut	Tom Watson	72-76-148	\$1,500.00
T-4	Nick Price	70-73-68-65-276	\$118,000.00	T-56	Mark Brooks	72-73-72-73-290	\$6,175.00	Cut	Robert Gaus	72-77-149	\$1,500.00
T-7	Davis Love III	70-68-69-70-277	\$89,500.00	T-56	Jim Carter	71-73-72-74-290	\$6,175.00	Cut	Stephen Keppler	73-76-149	\$1,500.00
T-7	Billy Mayfair	73-67-67-70-277	\$89,500.00	T-56	David Frost	70-69-76-75-290	\$6,175.00	Cut	José Maria Olazábal	75-74-149	\$1,500.00
9	John Cook	71-68-70-69-278	\$80,000.00	T-56	Ted Tryba	70-74-76-70-290	\$6,175.00	Cut	Jay Overton	77-72-149	\$1,500.00
T-10	Skip Kendall	72-68-68-71-279	\$69,000.00	T-56	Brian Watts	72-73-72-73-290	\$6,175.00	Cut	Stuart Appleby	77-73-150	\$1,500.00
T-10	Kenny Perry	69-72-70-68-279	\$69,000.00	T-62	Olin Browne	73-71-71-76-291	\$5,900.00	Cut	J.P. Hayes	74-76-150	\$1,500.00
T-10	Tiger Woods	66-72-70-71-279	\$69,000.00	T-62	Tom Byrum	72-71-74-74-291	\$5,900.00	Cut	Tom Kile	73-77-150	\$1,500.00
T-13	Robert Allenby	72-68-69-71-280	\$46,000.00	T-62	Trevor Dodds	69-75-75-72-291	\$5,900.00	Cut	Neal Lancaster	75-75-150	\$1,500.00
T-13	Paul Azinger	68-73-70-69-280	\$46,000.00	T-65	Robert Karlsson	71-73-75-73-292	\$5,750.00	Cut	Corey Pavin	71-79-150	\$1,500.00
T-13	Fred Couples	74-71-67-68-280	\$46,000.00	T-65	Shigeki Maruyama	68-77-73-74-292	\$5,750.00	Cut	Jim Schuman	71-79-150	\$1,500.00
T-13	Brad Faxon	70-68-74-68-280	\$46,000.00	T-65	Loren Roberts	72-71-74-75-292	\$5,750.00	Cut	Kent Stauffer	74-76-150	\$1,500.00
T-13	Steve Flesch	75-69-67-69-280	\$46,000.00	68	Stephen Leaney	72-70-72-79-293	\$5,650.00	Cut	Payne Stewart	76-74-150	\$1,500.00
T-13	Bill Glasson	68-74-69-69-280	\$46,000.00	69	Andrew Coltart	70-75-75-74-294	\$5,600.00	Cut	Kirk Triplett	73-77-150	\$1,500.00
T-13	John Huston	70-71-68-71-280	\$46,000.00	70	David Sutherland	77-68-77-73-295	\$5,550.00	Cut	Lee Westwood	74-76-150	\$1,500.00
T-13	Bob Tway	69-76-67-68-280	\$46,000.00	T-71	Brad Fabel	73-72-73-78-296	\$5,450.00	Cut	Bob Boyd	77-74-151	\$1,500.00
T-21	Ernie Els	72-72-71-66-281	\$32,000.00	T-71	Brent Geiberger	73-70-79-74-296	\$5,450.00	Cut	Bob Ford	72-79-151	\$1,500.00
T-21	Andrew Magee	70-68-72-71-281	\$32,000.00	T-71	Craig Parry	70-75-74-77-296	\$5,450.00	Cut	Ron McDougal	77-74-151	\$1,500.00
T-23	Fred Funk	70-71-71-70-282	\$26,000.00	74	Chris Perry	73-71-75-78-297	\$5,350.00	Cut	Steve Pate	72-79-151	\$1,500.00
T-23	Scott Gump	68-69-72-73-282	\$26,000.00	75	Tim Herron	73-70-79-76-298	\$5,300.00	Cut	John Daly	80-72-152	\$1,500.00
T-23	Per-Ulrik Johansson	69-74-71-68-282	\$26,000.00	Cut	Ben Crenshaw	70-76-146	\$1,500.00	Cut	Robert Damron	74-78-152	\$1,500.00
T-27	Jeff Sluman	71-73-70-69-283	\$20,500.00	Cut	Jim Furyk	72-74-146	\$1,500.00	Cut	Tommy Tolles	80-72-152	\$1,500.00
T-27	Hal Sutton	72-68-72-71-283	\$20,500.00	Cut	Len Mattiace	71-75-146	\$1,500.00	Cut	Greg Turner	72-80-152	\$1,500.00
T-29	Glen Day	68-71-75-70-284	\$17,100.00	Cut	Larry Mize	75-71-146	\$1,500.00	Cut	Scott Williams	78-74-152	\$1,500.00
T-29	Scott Hoch	72-69-70-73-284	\$17,100.00	Cut	Jesper Parnevik	70-76-146	\$1,500.00	Cut	Peter Lonard	72-81-153	\$1,500.00
T-29	Tom Lehman	71-71-70-72-284	\$17,100.00	Cut	Paul Stankowski	72-74-146	\$1,500.00	Cut	Frank Nobilo	75-78-153	\$1,500.00
T-29	Lee Rinker	70-70-71-73-284	\$17,100.00	Cut	Robert Thompson	73-73-146	\$1,500.00	Cut	Patrik Sjöland	74-79-153	\$1,500.00
T-29	Ian Woosnam	70-75-67-72-284	\$17,100.00	Cut	Tommy Armour III	78-69-147	\$1,500.00	Cut	Bruce Zabriski	79-74-153	\$1,500.00
T-34	Russ Cochran	69-71-70-75-285	\$14,250.00	Cut	Stewart Cink	73-74-147	\$1,500.00	Cut	Phil Blackmar	79-75-154	\$1,500.00
T-34	Bob Estes	68-76-69-72-285	\$14,250.00	Cut	Gene Fieger	74-73-147	\$1,500.00	Cut	David Duval	76-78-154	\$1,500.00
T-34	Paul Goydos	70-70-72-73-285	\$14,250.00	Cut	Harrison Frazar	69-78-147	\$1,500.00	Cut	Gabriel Hjertstedt	76-78-154	\$1,500.00
T-34	Phil Mickelson	70-70-78-67-285	\$14,250.00	Cut	Relief Goosen	73-74-147	\$1,500.00	Cut	Todd M. Smith	77-77-154	\$1,500.00
T-38	Craig Stadler	69-74-71-72-286	\$12,750.00	Cut	Justin Leonard	70-77-147	\$1,500.00	Cut	Jeff Thomsen	78-76-154	\$1,500.00
T-38	Duffy Waldorf	74-70-70-72-286	\$12,750.00	Cut	Scott McCarron	69-78-147	\$1,500.00	Cut	Karl Kimball	80-75-155	\$1,500.00
T-40	Joe Durant	75-68-74-70-287	\$11,250.00	Cut	Rocco Mediate	75-72-147	\$1,500.00	Cut	Chris Tucker	78-78-156	\$1,500.00
T-40	Carlos Franco	71-70-73-73-287	\$11,250.00	Cut	Costantino Rocca	73-74-147	\$1,500.00	Cut	Will Frantz	81-77-158	\$1,500.00
T-40	Jay Haas	72-73-73-69-287	\$11,250.00	Cut	Mark Wiebe	75-72-147	\$1,500.00	Cut	Al Geiberger	81-77-158	\$1,500.00
T-40	Joey Sindelar	71-71-75-70-287	\$11,250.00	Cut	Thomas Bjorn	75-73-148	\$1,500.00	Cut	Bob Groff	84-74-158	\$1,500.00
T-44	Billy Andrade	68-77-68-75-288	\$7,990.00	Cut	Michael Burke Jr.	75-73-148	\$1,500.00	Cut	Grant Waite	79-79-158	\$1,500.00
T-44	Mark Calcavecchia	70-73-71-74-288	\$7,990.00	Cut	Greg Chalmers	75-73-148	\$1,500.00	Cut	Jeffrey Lankford	78-81-159	\$1,500.00
T-44	Dudley Hart	70-75-69-74-288	\$7,990.00	Cut	Clark Dennis	73-75-148	\$1,500.00	Cut	Ken Schall	79-80-159	\$1,500.00
T-44	P.H. Horgan III	71-71-72-74-288	\$7,990.00	Cut	Ignacio Garrido	73-75-148	\$1,500.00	Cut	Ron Stetten	78-81-159	\$1,500.00
T-44	Steve Lowery	76-69-72-71-288	\$7,990.00	Cut	Lee Janzen	76-72-148	\$1,500.00	Cut	Paul Earnest	85-82-167	\$1,500.00
T-44	Jeff Maggert	71-73-73-71-288	\$7,990.00	Cut	Brandt Jobe	70-78-148	\$1,500.00	Cut	Wayne Grady	76-82-158	\$1,500.00
T-44	Colin Montgomerie	70-67-77-74-288	\$7,990.00	Cut	Mark Mielke	74-74-148	\$1,500.00	WD	Jerry Kelly	75	
T-44	David Ogren	73-72-71-72-288	\$7,990.00	Cut	Jumbo Ozaki	74-74-148	\$1,500.00				

1997 The only question left for Davis Love III to answer was when would he fulfill the promise of his youth and win a major championship. The son of a PGA Professional, Love found his answer in a stirring week at Winged Foot Golf Club. Love opened with a first-round 66, followed with a 71, then bounced back with a pair of 66s that gave him an 11-under-par winning total for 72 holes, the lowest of any champion in Winged Foot's storied 74 years. Love led the world's best players in driving distance (a 307-yard average), tied for third in putting (113), tied for 12th in greens in regulation and tied for 21st in fairways hit.

Love accomplished all of that while defeating his playing partner and reigning British Open Champion, Justin Leonard.

Love survived his biggest hurdle at the par-3 13th, when he pulled a 4-iron into deep rough near the green. Leonard's tee shot landed 15 feet from the cup. Love then responded by hitting an L-wedge approach almost into the hole.

Leonard missed his birdie try, bogeyed the 14th hole and Love had the cushion he needed for an emotional walk up the 18th fairway. Jeff Maggert, who tied the competitive course record with a 65, finished third at 276.



Champion: Davis Love III, Sea Island, Ga.

Site: Winged Foot Golf Club, Mamaroneck, N.Y.

Date: Aug. 14-17

Purse: \$2,600,000

Par: 35-35-70 (6,987 yards)

Field: 150 Cut at 146 77 players advanced

Course Avg	Under Par	At Par	Over Par	Round Leader	Low Round	Davis Love III
Round 1: 73.41	22	10	118	Love, Daly	66 - Davis Love, John Daly	66 - T-1st
Round 2: 73.56	18	16	113	Lee Janzen	66 - Vijay Singh	137 - (71) 2nd
Round 3: 72.95	8	4	65	Love, Leonard	65 - Justin Leonard	203 - (66) T-1st
Round 4: 71.90	15	14	48	Davis Love	65 - Jeff Maggert	269 - (66) 1st
Totals: 73.12	63	44	344			

Championship Summary

Place	Name	Score	Winnings	Place	Name	Score	Winnings	Place	Name	Score	Winnings
1	Davis Love III	66-71-66-66-269	\$470,000.00	T-49	Loren Roberts	76-70-74-69-289	\$6,375.00	Cut	Robert Gamez	74-76-150	\$1,300.00
2	Justin Leonard	68-70-65-71-274	\$280,000.00	T-53	Olin Browne	70-73-74-73-290	\$5,280.00	Cut	Kelly Gibson	76-74-150	\$1,300.00
3	Jeff Maggert	69-69-73-65-276	\$175,000.00	T-53	Ernie Els	70-76-74-70-290	\$5,280.00	Cut	Dudley Hart	74-76-150	\$1,300.00
4	Lee Janzen	69-67-74-69-279	\$125,000.00	T-53	Billy Mayfair	75-68-75-72-290	\$5,280.00	Cut	Mike Hulbert	75-75-150	\$1,300.00
5	Tom Kite	68-71-71-70-280	\$105,000.00	T-53	Taylor Smith	71-71-74-74-290	\$5,280.00	Cut	Jack Nicklaus	74-76-150	\$1,300.00
T-6	Phil Blackmar	70-68-74-69-281	\$85,000.00	T-53	Craig Stadler	72-72-74-72-290	\$5,280.00	Cut	Joe Ozaki	75-75-150	\$1,300.00
T-6	Jim Furyk	69-72-72-68-281	\$85,000.00	T-58	Steve Lowery	72-69-79-71-291	\$4,700.00	Cut	John Stone	75-75-150	\$1,300.00
T-6	Scott Hoch	71-72-68-70-281	\$85,000.00	T-58	Larry Mize	71-73-73-74-291	\$4,700.00	Cut	Tom Watson	71-79-150	\$1,300.00
9	Tom Byrum	69-73-70-70-282	\$70,000.00	T-58	Lanny Wadkins	72-72-77-70-291	\$4,700.00	Cut	Jay Don Blake	73-78-151	\$1,300.00
T-10	Tom Lehman	69-72-72-70-283	\$60,000.00	T-61	Stuart Appleby	75-70-69-78-292	\$4,333.00	Cut	Brandel Chamblee	77-74-151	\$1,300.00
T-10	Scott McCarron	74-71-67-71-283	\$60,000.00	T-61	Jay Haas	71-69-73-79-292	\$4,333.00	Cut	Stewart Cink	76-75-151	\$1,300.00
T-10	Joey Sindelar	72-71-71-69-283	\$60,000.00	T-61	Russ Cochran	72-73-72-75-292	\$4,333.00	Cut	Brad Faxon	73-78-151	\$1,300.00
T-13	David Duval	70-70-71-73-284	\$35,100.00	T-61	Fred Funk	71-74-77-70-292	\$4,333.00	Cut	Clarence Rose	74-77-151	\$1,300.00
T-13	Tim Herron	72-73-68-71-284	\$35,100.00	T-61	Retief Goosen	72-70-74-76-292	\$4,333.00	Cut	Jeff Sluman	74-77-151	\$1,300.00
T-13	Colin Montgomerie	74-71-67-72-284	\$35,100.00	T-61	Lee Rinker	70-71-75-76-292	\$4,333.00	Cut	Bob Sowards	74-77-151	\$1,300.00
T-13	Greg Norman	68-71-74-71-284	\$35,100.00	T-67	Peter Jacobsen	74-72-75-72-293	\$4,100.00	Cut	Michael Burke Jr.	77-75-152	\$1,300.00
T-13	Nick Price	72-70-72-70-284	\$35,100.00	T-67	Per-Ulrik Johansson	73-69-73-78-293	\$4,100.00	Cut	Ed Fiori	76-76-152	\$1,300.00
T-13	Vijay Singh	73-66-76-69-284	\$35,100.00	T-67	Paul Stankowski	68-71-77-77-293	\$4,100.00	Cut	José Maria Olazábal	79-73-152	\$1,300.00
T-13	Tommy Tolles	75-70-73-66-284	\$35,100.00	70	Carlos Franco	69-74-76-75-294	\$4,000.00	Cut	Duffy Waldorf	74-78-152	\$1,300.00
T-13	Kirk Triplett	73-70-71-70-284	\$35,100.00	T-71	Michael Bradley	73-69-80-73-295	\$3,875.00	Cut	Darren Clarke	74-79-153	\$1,300.00
T-13	Bob Tway	68-75-72-69-284	\$35,100.00	T-71	Yoshinori Kaneko	72-73-76-74-295	\$3,875.00	Cut	Frank Dobbs	80-73-153	\$1,300.00
T-13	Mark O'Meara	69-73-75-67-284	\$35,100.00	T-71	Larry Nelson	76-70-76-73-295	\$3,875.00	Cut	Nick Faldo	75-78-153	\$1,300.00
T-23	Mark Calcavecchia	71-74-73-67-285	\$22,500.00	T-71	Costantino Rocca	69-69-79-78-295	\$3,875.00	Cut	Steve Schneiter	75-78-153	\$1,300.00
T-23	Bernhard Langer	73-71-72-69-285	\$22,500.00	75	Andrew Magee	71-70-80-75-296	\$3,750.00	Cut	Curtis Strange	76-77-153	\$1,300.00
T-23	Doug Martin	69-75-74-67-285	\$22,500.00	T-76	Pete Jordan	76-70-75-76-297	\$3,675.00	Cut	Chris Tucker	78-75-153	\$1,300.00
T-23	Shigeki Maruyama	68-70-74-73-285	\$22,500.00	T-76	Kevin Sutherland	73-73-73-78-297	\$3,675.00	Cut	Bruce Zabriski	76-77-153	\$1,300.00
T-23	Kenny Perry	73-68-73-71-285	\$22,500.00	Cut	Billy Andrade	72-75-147	\$1,300.00	Cut	Peter Lonard	75-79-154	\$1,300.00
T-23	John Cook	71-71-74-69-285	\$22,500.00	Cut	Bob Boyd	71-76-147	\$1,300.00	Cut	Bob Makoski	79-75-154	\$1,300.00
T-29	Paul Azinger	68-73-71-74-286	\$13,625.00	Cut	Jim Carter	73-74-147	\$1,300.00	Cut	Mike Standly	76-78-154	\$1,300.00
T-29	Ronnie Black	76-69-71-70-286	\$13,625.00	Cut	Rick Fehr	72-75-147	\$1,300.00	Cut	John Lee	74-81-155	\$1,300.00
T-29	Fred Couples	71-67-73-75-286	\$13,625.00	Cut	David Frost	76-71-147	\$1,300.00	Cut	Pete Oakley	78-77-155	\$1,300.00
T-29	John Daly	66-73-77-70-286	\$13,625.00	Cut	Len Mattiace	72-75-147	\$1,300.00	Cut	Brian Watts	78-77-155	\$1,300.00
T-29	Paul Goydos	70-72-71-73-286	\$13,625.00	Cut	Billy Ray Brown	76-72-148	\$1,300.00	Cut	Shawn Kelly	76-80-156	\$1,300.00
T-29	Hale Irwin	73-70-71-72-286	\$13,625.00	Cut	Robert Damron	76-72-148	\$1,300.00	Cut	Hal Sutton	78-78-156	\$1,300.00
T-29	Phil Mickelson	69-69-73-75-286	\$13,625.00	Cut	Glenn Day	76-72-148	\$1,300.00	Cut	Rob Wilkin	78-78-156	\$1,300.00
T-29	Frank Nobilo	72-73-67-74-286	\$13,625.00	Cut	Padraig Harrington	77-71-148	\$1,300.00	Cut	Ben Crenshaw	77-80-157	\$1,300.00
T-29	Don Pooley	72-74-70-70-286	\$13,625.00	Cut	Jeffrey Lankford	72-76-148	\$1,300.00	Cut	Jerry Kelly	81-76-157	\$1,300.00
T-29	Payne Stewart	70-70-72-74-286	\$13,625.00	Cut	Craig Parry	74-74-148	\$1,300.00	Cut	Jim White	82-75-157	\$1,300.00
T-29	Lee Westwood	74-68-71-73-286	\$13,625.00	Cut	Ron Philo Jr.	72-76-148	\$1,300.00	Cut	Wayne Grady	79-79-158	\$1,300.00
T-29	Tiger Woods	70-70-71-75-286	\$13,625.00	Cut	Steve Stricker	73-75-148	\$1,300.00	Cut	James Mason	78-80-158	\$1,300.00
T-41	Ignacio Garrido	70-71-75-71-287	\$8,375.00	Cut	David Toms	73-75-148	\$1,300.00	Cut	John Hickson	76-84-160	\$1,300.00
T-41	Steve Jones	69-73-75-70-287	\$8,375.00	Cut	Fuzzy Zoeller	73-75-148	\$1,300.00	Cut	Darrell Kestner	79-83-162	\$1,300.00
T-41	David Ogri	74-72-71-70-287	\$8,375.00	Cut	Guy Boros	81-68-149	\$1,300.00	Cut	Mark Fuller	79-84-163	\$1,300.00
T-41	Eduardo Romero	71-72-72-72-287	\$8,375.00	Cut	Mike Brisky	75-74-149	\$1,300.00	Cut	John Paesani	79-85-164	\$1,300.00
T-45	Thomas Bjorn	72-68-77-71-288	\$7,375.00	Cut	Paul Broadhurst	74-75-149	\$1,300.00	Cut	Bret Taylor	82-83-165	\$1,300.00
T-45	Steve Elkington	72-72-70-74-288	\$7,375.00	Cut	Mark Brooks	70-79-149	\$1,300.00	WD	Mark Wiebe	77	\$1,300.00
T-45	Jesper Parnevik	76-70-71-71-288	\$7,375.00	Cut	Bob Ford	74-75-149	\$1,300.00	WD	John Mahaffey	78	\$1,300.00
T-45	Sam Torrance	74-72-70-72-288	\$7,375.00	Cut	John Mazza	71-78-149	\$1,300.00	WD	Frankie Minoza	80	\$1,300.00
T-49	Robert Allenby	67-77-74-71-289	\$6,375.00	Cut	Jay Overton	77-72-149	\$1,300.00				
T-49	Brian Henninger	74-68-75-72-289	\$6,375.00	Cut	Chris Toulson	75-74-149	\$1,300.00				
T-49	Chris Perry	68-71-73-77-289	\$6,375.00	Cut	Ian Woosnam	77-72-149	\$1,300.00				

1996 Mark Brooks' focused game plan proved to be the key to victory, as the 78th PGA Championship celebrated its first visit to Valhalla Golf Club. The field featured 81 of the top 100 Sony world-ranked players. Brooks, 35, capped a dramatic final round by making two birdies within 20 minutes on the par-5, 540-yard 18th hole. He knocked home a five-foot birdie putt in regulation play and then joined Kentucky-born favorite Kenny Perry for the 14th playoff in PGA Championship history.

From the 18th tee in the playoff, Brooks' tee shot split the fairway, and Perry's drive found the left-hand rough. Perry failed to get out of the rough until his fourth approach shot crept on the putting surface. Brooks calmly hit a 229-yard 3-wood approach to the green. He two-putted, making a four-foot birdie putt to claim victory.

Brooks' steady play was reflected in how he handled Valhalla's slick greens and in steering his drives away from the rough. Brooks ranked first in putting among the elite field, needing only 104 putts, and was tied for 21st in driving accuracy.

Champion: Mark Brooks, Fort Worth, Texas

Site: Valhalla Golf Club, Louisville, Ky.

Date: Aug. 8-11 **Purse:** \$2,400,000

Par: 36-36-72 (7,144 yards)

Field: 150 **Cut at:** 145 **81 players advanced**



Course Avg	Under Par	At Par	Over Par	Round Leader	Low Round	Mark Brooks
Round 1: 72.99	51	19	80	Kenny Perry	66 - Kenny Perry	68 - T-4th
Round 2: 73.21	44	29	77	Phil Mickelson	66 - Justin Leonard	138 - (70) T-3rd
Round 3: 72.12	36	9	36	Russ Cochran	65 - Russ Cochran	207 - (69) T-2nd
Round 4: 71.68	36	18	27	Mark Brooks, Kenny Perry	67 - Joey Sindelar, Tommy Tolles D.A. Weibring, Steve Stricker	277 - (70) 1st
Totals:	72.67	167	75	220		

Championship Summary

Place	Name	Score	Winnings	Place	Name	Score	Winnings	Place	Name	Score	Winnings
1	Mark Brooks	68-70-69-70-277	\$430,000.00	T-52	Tommy Nakajima	73-72-69-75-289	\$4,716.66	Cut	Mark James	73-75-148	\$1,300.00
2	Kenny Perry	66-72-71-68-277	\$260,000.00	T-52	Billy Mayfair	71-73-71-74-289	\$4,716.66	Cut	Blaine McCallister	74-74-148	\$1,300.00
T-3	Steve Elkington	67-74-67-70-278	\$140,000.00	T-52	Neal Lancaster	71-72-73-73-289	\$4,716.66	Cut	Billy Andrade	75-73-148	\$1,300.00
T-3	Tommy Tolles	69-71-71-67-278	\$140,000.00	T-52	Bob Boyd	71-71-75-72-289	\$4,716.67	Cut	Bob Lohr	75-73-148	\$1,300.00
T-5	Vijay Singh	69-69-69-72-279	\$86,666.66	T-52	Jim Gallagher Jr.	73-70-74-72-289	\$4,716.67	Cut	Bob Tway	75-73-148	\$1,300.00
T-5	Justin Leonard	71-66-72-70-279	\$86,666.67	T-52	Costantino Rocca	72-72-73-72-289	\$4,716.67	Cut	Bill Israelson	76-72-148	\$1,300.00
T-5	Jesper Parnevik	73-67-69-70-279	\$86,666.67	T-52	Lee Rinker	73-71-73-72-289	\$4,716.67	Cut	Steve Lowery	72-77-149	\$1,300.00
T-8	Phil Mickelson	67-67-74-72-280	\$57,500.00	T-52	Alexander Cejka	71-74-72-72-289	\$4,716.67	Cut	John Wilson	74-75-149	\$1,300.00
T-8	Nick Price	68-71-69-72-280	\$57,500.00	T-52	John Adams	72-71-75-71-289	\$4,716.67	Cut	Tom Kite	76-73-149	\$1,300.00
T-8	Lee Janzen	68-71-71-70-280	\$57,500.00	T-61	Dan Forsman	76-69-71-74-290	\$4,068.75	Cut	Craig Stadler	77-72-149	\$1,300.00
T-8	Larry Mize	71-70-69-70-280	\$57,500.00	T-61	Scott Hoch	72-72-74-72-290	\$4,068.75	Cut	Ted Tryba	78-71-149	\$1,300.00
T-8	Per-Ulrik Johansson	73-72-66-69-280	\$57,500.00	T-61	Mark Wiebe	73-72-75-70-290	\$4,068.75	Cut	David Frost	71-79-150	\$1,300.00
T-8	Frank Nobilo	69-72-71-68-280	\$57,500.00	T-61	Ernie Els	74-68-79-69-290	\$4,068.75	Cut	Sam Torrance	71-79-150	\$1,300.00
T-14	Mike Brisky	71-69-69-72-281	\$39,000.00	T-65	Willie Wood	70-75-71-75-291	\$3,912.50	Cut	Michael Campbell	75-75-150	\$1,300.00
T-14	Tom Lehman	71-71-69-70-281	\$39,000.00	T-65	Nick Faldo	69-75-74-73-291	\$3,912.50	Cut	Lennie Clements	75-75-150	\$1,300.00
T-14	Joey Sindelar	73-72-69-67-281	\$39,000.00	T-65	Wayne Grady	74-67-78-72-291	\$3,912.50	Cut	Robert Allenby	76-74-150	\$1,300.00
T-17	Russ Cochran	68-72-65-77-282	\$27,285.71	T-65	Craig Parry	72-73-75-71-291	\$3,912.50	Cut	Michael Burke Jr.	76-74-150	\$1,300.00
T-17	Greg Norman	68-72-69-73-282	\$27,285.71	T-69	Payne Stewart	73-70-73-76-292	\$3,812.50	Cut	Eric Bookser	78-72-150	\$1,300.00
T-17	David Edwards	69-71-72-70-282	\$27,285.71	T-69	Nolan Henke	72-70-75-75-292	\$3,812.50	Cut	Kirk Triplett	72-79-151	\$1,300.00
T-17	Tom Watson	69-71-73-69-282	\$27,285.72	T-69	Ben Crenshaw	74-71-73-74-292	\$3,812.50	Cut	Perry Arthur	74-77-151	\$1,300.00
T-17	Jim Furyk	70-70-73-69-282	\$27,285.71	T-69	Woody Austin	70-74-75-73-292	\$3,812.50	Cut	Mark McCumber	75-76-151	\$1,300.00
T-17	Brad Faxon	72-68-73-69-282	\$27,285.72	T-73	Jeff Maggert	73-70-76-74-293	\$3,737.50	Cut	Joe Ozaki	75-76-151	\$1,300.00
T-17	D.A. Weibring	71-73-71-67-282	\$27,285.72	T-73	Paul Goydos	71-73-77-72-293	\$3,737.50	Cut	Steve Jones	76-75-151	\$1,300.00
T-24	Miguel Jimenez	71-71-71-70-283	\$21,500.00	75	Marco Dawson	76-69-75-74-294	\$3,700.00	Cut	Grant Waite	76-75-151	\$1,300.00
T-24	Emlyn Aubrey	69-74-72-68-283	\$21,500.00	76	Bernhard Langer	73-72-78-72-295	\$3,675.00	Cut	Lonnie Nielsen	80-71-151	\$1,300.00
T-26	Curtis Strange	73-70-68-73-284	\$18,000.00	77	Joel Edwards	68-76-75-77-296	\$3,650.00	Cut	Duffy Waldorf	73-79-152	\$1,300.00
T-26	Mark O'Meara	71-70-74-69-284	\$18,000.00	T-78	Stu Inghram	73-72-75-77-297	\$3,612.50	Cut	Lanny Wadkins	75-77-152	\$1,300.00
T-26	Fred Funk	73-69-73-69-284	\$18,000.00	T-78	Satoshi Higashi	72-72-80-73-297	\$3,612.50	Cut	Peter Senior	76-76-152	\$1,300.00
T-26	Corey Pavin	71-74-70-69-284	\$18,000.00	T-80	Howard Clark	73-72-75-78-298	\$3,562.50	Cut	Walt Chapman	77-75-152	\$1,300.00
T-26	Steve Stricker	73-72-72-67-284	\$18,000.00	T-80	John Reeves	74-71-79-74-298	\$3,562.50	Cut	Steve Schmitter	77-75-152	\$1,300.00
T-31	Patrick Burke	71-72-69-73-285	\$13,000.00	Cut	Jeff Roth	69-77-146	\$1,300.00	Cut	Mike Taylor	79-73-152	\$1,300.00
T-31	Jay Haas	72-71-69-73-285	\$13,000.00	Cut	Philip Walton	70-76-146	\$1,300.00	Cut	Ed Terasa	74-79-153	\$1,300.00
T-31	Tim Herron	71-73-68-73-285	\$13,000.00	Cut	George Bowman	72-74-146	\$1,300.00	Cut	Bob Ford	78-75-153	\$1,300.00
T-31	Michael Bradley	73-72-70-70-285	\$13,000.00	Cut	John Daly	72-74-146	\$1,300.00	Cut	Greg Kraft	78-75-153	\$1,300.00
T-31	Paul Azinger	70-75-71-69-285	\$13,000.00	Cut	Bob Estes	72-74-146	\$1,300.00	Cut	Robby Ware	80-73-153	\$1,300.00
T-36	Rocco Mediate	71-72-67-76-286	\$9,050.00	Cut	Davis Love III	73-73-146	\$1,300.00	Cut	Hal Sutton	73-81-154	\$1,300.00
T-36	David Ogren	75-70-68-73-286	\$9,050.00	Cut	Brandell Chamblee	74-72-146	\$1,300.00	Cut	Jumbo Ozaki	75-79-154	\$1,300.00
T-36	Mark Calcavecchia	70-74-70-72-286	\$9,050.00	Cut	Mike Reid	74-72-146	\$1,300.00	Cut	Chris Anderson	75-81-156	\$1,300.00
T-36	Ian Woosnam	68-72-75-71-286	\$9,050.00	Cut	Mark McNulty	75-71-146	\$1,300.00	Cut	Ken Schall	75-81-156	\$1,300.00
T-36	Fuzzy Zoeller	76-67-72-71-286	\$9,050.00	Cut	Jack Nicklaus	77-69-146	\$1,300.00	Cut	Ron Philo Jr.	78-78-156	\$1,300.00
T-41	John Morse	74-69-72-72-287	\$7,375.00	Cut	Mike Hulbert	78-68-146	\$1,300.00	Cut	Hubert Green	79-77-156	\$1,300.00
T-41	Glen Day	72-73-70-72-287	\$7,375.00	Cut	Chris Tucker	71-76-147	\$1,300.00	Cut	John Berniel	81-75-156	\$1,300.00
T-41	Fred Couples	74-68-74-71-287	\$7,375.00	Cut	John Huston	72-75-147	\$1,300.00	Cut	John DeForest	78-79-157	\$1,300.00
T-41	David Duval	74-69-73-71-287	\$7,375.00	Cut	Tom Purtzer	72-75-147	\$1,300.00	Cut	Mike Caporale	82-78-160	\$1,300.00
T-41	Gil Morgan	72-72-72-71-287	\$7,375.00	Cut	Loren Roberts	72-75-147	\$1,300.00	Cut	Dan Bateman	81-83-164	\$1,300.00
T-41	Jeff Sluman	72-72-72-71-287	\$7,375.00	Cut	Doug Martin	73-74-147	\$1,300.00	Cut	John Nelson	82-85-167	\$1,300.00
T-47	Brian Watts	70-71-71-76-288	\$6,000.00	Cut	Scott Simpson	73-74-147	\$1,300.00	WD	Larry Nelson	73-72-145	\$1,300.00
T-47	Scott McCarron	69-72-74-73-288	\$6,000.00	Cut	Jay Don Blake	74-73-147	\$1,300.00	WD	Peter Jacobsen	71	\$1,300.00
T-47	Paul Stankowski	70-75-71-72-288	\$6,000.00	Cut	Brad Bryant	74-73-147	\$1,300.00				
T-47	Phil Blackmar	71-74-71-72-288	\$6,000.00	Cut	Jim McGovern	71-77-148	\$1,300.00				
T-47	John Cook	69-75-74-70-288	\$6,000.00	Cut	Colin Montgomerie	71-77-148	\$1,300.00				

1995

Australian-born Steve Elkington, playing what he called “the round of my life,” posted a final-round 7-under-par 64 at historic Riviera Country Club for a 72-hole total of 17-under-par 267. Elkington’s performance shattered Nick Price’s year-old PGA

Championship record by two strokes. Moments later, Scotland’s Colin Montgomerie registered a 65 to tie the record total that was the lowest 72-hole score in a U.S. major championship and tie Greg Norman’s all-time major championship total from the 1993 British Open. A sudden-death playoff followed, and Elkington went on to make a 25-foot birdie putt at the 18th green, then watched as Montgomerie missed his 20-foot birdie attempt on the right side of the cup. Elkington concluded the year by winning his first Vardon Trophy for lowest adjusted scoring average. The 77th PGA Championship produced the lowest course average in Championship history (71.09) and the second most sub-par rounds (194). Among the records tied was a final-round 63 by Brad Faxon, who finished fifth. Faxon’s performance included a front-nine 28 for the lowest nine-hole score in PGA Championship history. Faxon salvaged his gem by making a 15-foot par-saving putt on the 18th green.

Champion: Steve Elkington, Sydney, Australia

Site: Riviera CC, Pacific Palisades, Calif.

Date: Aug. 10-13

Purse: \$2,000,000

Par: 35-36-71 (6,956 yards)

Field: 150 Cut at 142 72 players advanced



	Course Avg	Under Par	At Par	Over Par	Round Leader	Low Round	Steve Elkington
Round 1:	71.60	57	24	69	Michael Bradley	63 - Michael Bradley	68 - T-15
Round 2:	71.43	58	21	69	Ernie Els, Mark O'Meara	64 - Steve Stricker	135 - (67) T-4
Round 3:	70.25	38	13	21	Ernie Els	64 - Jay Haas	203 - (68) T-5
Round 4:	70.19	41	8	23	Steve Elkington, C. Montgomerie	63 - Brad Faxon	267 - (64) 1st
Totals:	71.09	194	66	182			

Championship Summary

Place	Name	Score	Winnings	Place	Name	Score	Winnings	Place	Name	Score	Winnings
1	Steve Elkington	68-67-68-64-267	\$360,000.00	T-49	Jumbo Ozaki	73-68-69-72-282	\$4,620.00	Cut	Larry Nelson	70-75-145	\$1,200.00
2	Colin Montgomerie	68-67-67-65-267	\$216,000.00	T-49	John Adams	65-76-71-70-282	\$4,620.00	Cut	Brian Watts	72-73-145	\$1,200.00
T-3	Jeff Maggert	66-69-65-69-269	\$116,000.00	T-54	Hale Irwin	71-68-71-73-283	\$4,050.00	Cut	John Reeves	77-68-145	\$1,200.00
T-3	Ernie Els	66-65-66-72-269	\$116,000.00	T-54	Scott Simpson	71-67-71-74-283	\$4,050.00	Cut	Mark Mielke	78-67-145	\$1,200.00
5	Brad Faxon	70-67-71-63-271	\$80,000.00	T-54	Tom Kite	70-69-70-74-283	\$4,050.00	Cut	Hubert Green	75-70-145	\$1,200.00
T-6	Bob Estes	69-68-68-68-273	\$68,500.00	T-54	Michael Bradley	63-73-73-74-283	\$4,050.00	Cut	Wayne Grady	75-70-145	\$1,200.00
T-6	Mark O'Meara	64-67-69-73-273	\$68,500.00	T-58	Per-Ulrik Johansson	72-69-71-72-284	\$3,630.00	Cut	Doug Martin	72-73-145	\$1,200.00
T-8	Steve Lowery	69-68-68-69-274	\$50,000.00	T-58	Ed Dougherty	68-72-74-70-284	\$3,630.00	Cut	Bruce Zabriski	69-76-145	\$1,200.00
T-8	Jay Haas	69-71-64-70-274	\$50,000.00	T-58	Loren Roberts	74-68-71-71-284	\$3,630.00	Cut	David Graham	76-70-146	\$1,200.00
T-8	Justin Leonard	68-66-70-70-274	\$50,000.00	T-58	Tom Watson	71-71-72-70-284	\$3,630.00	Cut	Blaine McCallister	75-71-146	\$1,200.00
T-8	Craig Stadler	71-66-66-71-274	\$50,000.00	T-58	Steve Pate	71-71-71-71-284	\$3,630.00	Cut	Bill Glasson	74-72-146	\$1,200.00
T-8	Jeff Sluman	69-67-68-70-274	\$50,000.00	T-63	Barry Lane	74-68-75-68-285	\$3,400.00	Cut	Stephen Keppler	75-71-146	\$1,200.00
T-13	Kirk Triplett	71-69-68-67-275	\$33,750.00	T-63	Mike Sullivan	72-69-71-73-285	\$3,400.00	Cut	Corey Pavin	71-76-147	\$1,200.00
T-13	Jim Furyk	68-70-69-68-275	\$33,750.00	T-63	Lanny Wadkins	73-69-71-72-285	\$3,400.00	Cut	John Mahaffey	75-72-147	\$1,200.00
T-13	Miguel Jimenez	69-69-67-70-275	\$33,750.00	66	Dillard Pruitt	73-69-72-72-286	\$3,300.00	Cut	Steve Brady	69-78-147	\$1,200.00
T-13	Payne Stewart	69-70-69-67-275	\$33,750.00	T-67	Jack Nicklaus	69-71-71-76-287	\$3,262.50	Cut	Tom Dolby	73-74-147	\$1,200.00
T-17	Mike Campbell	71-65-71-69-276	\$26,000.00	T-67	David Frost	69-73-72-73-287	\$3,262.50	Cut	Brandel Chamblee	69-78-147	\$1,200.00
T-17	Curtis Strange	72-68-68-68-276	\$26,000.00	69	Fuzzy Zoeller	72-69-75-72-288	\$3,225.00	Cut	Mark McCumber	73-74-147	\$1,200.00
T-17	Costantino Rocca	70-69-68-69-276	\$26,000.00	70	Brian Kamm	71-66-74-78-289	\$3,200.00	Cut	Tom Lehman	72-75-147	\$1,200.00
T-20	Greg Norman	66-69-70-72-277	\$21,000.00	T-71	W. DeFrancesco	69-73-74-75-291	\$3,162.50	Cut	Paul Stankowski	75-72-147	\$1,200.00
T-20	Jesper Parnevik	69-69-70-69-277	\$21,000.00	T-71	Curt Byrum	71-71-78-71-291	\$3,162.50	Cut	Craig Parry	76-71-147	\$1,200.00
T-20	Duffy Waldorf	69-69-67-72-277	\$21,000.00	Cut	Ron McDougal	71-72-143	\$1,200.00	Cut	Guy Boros	74-73-147	\$1,200.00
T-23	Woody Austin	70-70-70-68-278	\$15,500.00	Cut	Don Pooley	71-72-143	\$1,200.00	Cut	Greg Kraft	73-74-147	\$1,200.00
T-23	Billy Mayfair	68-68-72-70-278	\$15,500.00	Cut	David Duval	72-71-143	\$1,200.00	Cut	Bob Makoski	74-73-147	\$1,200.00
T-23	Nolan Henke	68-73-67-70-278	\$15,500.00	Cut	John Cook	70-73-143	\$1,200.00	Cut	Vijay Singh	73-75-148	\$1,200.00
T-23	Bruce Lietzke	73-68-67-70-278	\$15,500.00	Cut	Mike Springer	70-73-143	\$1,200.00	Cut	Phil Mickelson	77-71-148	\$1,200.00
T-23	Peter Jacobsen	69-67-71-71-278	\$15,500.00	Cut	Brian Henninger	72-71-143	\$1,200.00	Cut	Tommy Nakajima	76-72-148	\$1,200.00
T-23	Lee Janzen	66-70-72-70-278	\$15,500.00	Cut	Darrell Kestner	72-71-143	\$1,200.00	Cut	Gary Trivisonno	71-77-148	\$1,200.00
T-23	Sam Torrance	69-69-69-71-278	\$15,500.00	Cut	Billy Andrade	71-72-143	\$1,200.00	Cut	Jim Sobbo	72-76-148	\$1,200.00
T-23	Steve Stricker	75-64-69-70-278	\$15,500.00	Cut	Brett Ogle	72-71-143	\$1,200.00	Cut	John Daly	76-73-149	\$1,200.00
T-31	Gil Morgan	66-73-74-66-279	\$8,906.25	Cut	Ian Woosnam	71-72-143	\$1,200.00	Cut	Dana Quigley	74-75-149	\$1,200.00
T-31	Paul Azinger	70-70-72-67-279	\$8,906.25	Cut	Davis Love III	71-72-143	\$1,200.00	Cut	Ted Tryba	70-79-149	\$1,200.00
T-31	Joe Ozaki	71-70-65-73-279	\$8,906.25	Cut	Bob Tway	71-72-143	\$1,200.00	Cut	Larry Emery	76-74-150	\$1,200.00
T-31	D.A. Weirbring	74-68-69-68-279	\$8,906.25	Cut	Brad Bryant	72-71-143	\$1,200.00	Cut	Bobby Wadkins	75-76-151	\$1,200.00
T-31	Mark Brooks	67-74-69-69-279	\$8,906.25	Cut	Glen Day	70-73-143	\$1,200.00	Cut	Seve Ballesteros	76-75-151	\$1,200.00
T-31	Nick Faldo	69-73-70-67-279	\$8,906.25	Cut	Scott Verplank	73-71-144	\$1,200.00	Cut	Drue Johnson	74-78-152	\$1,200.00
T-31	Fred Couples	70-69-74-66-279	\$8,906.25	Cut	Mike Hulbert	72-72-144	\$1,200.00	Cut	Rick Acton	75-77-152	\$1,200.00
T-31	José María Olazábal	72-66-70-71-279	\$8,906.25	Cut	Larry Mize	76-68-144	\$1,200.00	Cut	Ian Baker-Finch	80-72-152	\$1,200.00
T-39	Lennie Clements	67-71-72-70-280	\$6,750.00	Cut	John Morse	74-70-144	\$1,200.00	Cut	Jay Don Blake	74-78-152	\$1,200.00
T-39	Sandy Lyle	67-73-69-71-280	\$6,750.00	Cut	Grant Waite	71-73-144	\$1,200.00	Cut	Robert Gamez	77-76-153	\$1,200.00
T-39	Fred Funk	70-72-68-70-280	\$6,750.00	Cut	Hal Sutton	70-74-144	\$1,200.00	Cut	Mike Burke Jr.	78-76-154	\$1,200.00
T-39	Philip Walton	71-70-71-68-280	\$6,750.00	Cut	Frank Nobilo	68-76-144	\$1,200.00	Cut	Benny Passons	80-75-155	\$1,200.00
T-39	Nick Price	71-71-70-68-280	\$6,750.00	Cut	Jim McGovern	73-71-144	\$1,200.00	Cut	Kent Dinsdale	77-78-155	\$1,200.00
T-44	Gene Sauers	69-71-68-73-281	\$5,600.00	Cut	Robert Allenby	72-72-144	\$1,200.00	Cut	Phil Bland	77-79-156	\$1,200.00
T-44	Peter Senior	68-71-74-68-281	\$5,600.00	Cut	Frank Dobbs	67-77-144	\$1,200.00	Cut	Denny Hepler	78-79-157	\$1,200.00
T-44	Ben Crenshaw	68-73-73-67-281	\$5,600.00	Cut	Pete Oakley	71-73-144	\$1,200.00	Cut	Mike Lawrence	83-77-160	\$1,200.00
T-44	Jim Gallagher Jr.	64-72-73-72-281	\$5,600.00	Cut	Scott Hoch	71-73-144	\$1,200.00	WD	Bob Lenzion	76	\$1,200.00
T-44	Chip Beck	66-74-73-68-281	\$5,600.00	Cut	Massy Kuramoto	73-71-144	\$1,200.00	DQ	John Huston	78	\$1,200.00
T-49	Brian Claar	68-67-73-74-282	\$4,620.00	Cut	Steve Rintoul	77-67-144	\$1,200.00				
T-49	Robin Freeman	71-69-70-72-282	\$4,620.00	Cut	Mike Heinen	75-70-145	\$1,200.00				
T-49	Kenny Perry	75-67-70-70-282	\$4,620.00	Cut	Mark Calcavecchia	70-75-145	\$1,200.00				

1994 In one of the most dominating performances of any major championship, Nick Price shattered a 30-year-old PGA Championship record with a six-stroke victory at Southern Hills Country Club in Tulsa, Okla. Price, a native of South Africa, became the third international player to win two PGA Championships. In earning the world's No. 1 ranking against the year's strongest field, Price posted a final-round 67 for an 11-under-par 269 for 72 holes. Price's performance was two strokes lower than Bobby Nichols' previous PGA Championship record set in 1964 and the lowest of any U.S. major championship. Price's victory also made him the first golfer in 12 years to win consecutive Grand Slam events in the same year. Price, who won the British Open a month earlier, was the first player since Walter Hagen in 1924 to win back-to-back British Open and PGA Championship titles. The 76th PGA Championship marked the final appearance of Arnold Palmer, who had competed in a record 37 consecutive Championships.

Champion: Nick Price, Orlando, Fla.		
Site: Southern Hills CC, Tulsa, Okla.		
Date: Aug. 11-14		Purse: \$1,700,000
Par: 35-35-70 (6,824 Yards)		
Field: 151	Cut at: 145	76 players advanced



Course Avg	Under Par	At Par	Over Par	Round Leader	Low Round	Nick Price
Round 1: 73.68	14	12	125	N. Price, C. Montgomerie	67 - N. Price, C. Montgomerie	67 - T-1
Round 2: 72.50	35	9	107	Nick Price	64 - Blaine McCallister	132 - (65) 1st
Round 3: 71.07	23	12	41	Nick Price	65 - J. Sluman and S. Elkington	202 - (70) 1st
Round 4: 72.22	10	13	53	Nick Price	66 - Nick Faldo, Brad Faxon, Ian Woosnam	269 - (67) 1st
Totals: 72.36	82	46	326			

Championship Summary

Place	Name	Score	Winnings	Place	Name	Score	Winnings	Place	Name	Score	Winnings
1	Nick Price	67-65-70-67-269	\$310,000.00	T-47	Greg Kraft	74-69-70-75-288	\$4,112.50	Cut	Ron Philo Jr.	76-73-149	\$1,200.00
2	Corey Pavin	70-67-69-69-275	\$160,000.00	T-47	Jumbo Ozaki	71-69-72-76-288	\$4,112.50	Cut	Steve Lowery	72-77-149	\$1,200.00
3	Phil Mickelson	68-71-67-70-276	\$110,000.00	T-47	D. A. Weirbring	69-73-70-76-288	\$4,112.50	Cut	Bob Tway	77-72-149	\$1,200.00
T-4	Nick Faldo	73-67-71-66-277	\$76,666.67	T-55	Dudley Hart	72-71-75-71-289	\$3,158.34	Cut	Vijay Singh	70-79-149	\$1,200.00
T-4	Greg Norman	71-69-67-70-277	\$76,666.67	T-55	Fred Funk	76-69-72-72-289	\$3,158.34	Cut	Jim White	81-68-149	\$1,200.00
T-4	John Cook	71-67-69-70-277	\$76,666.67	T-55	Hal Sutton	76-69-72-72-289	\$3,158.33	Cut	Paul Azinger	75-74-149	\$1,200.00
T-7	Steve Elkington	73-70-66-69-278	\$57,500.00	T-55	Tom Dolby	73-68-75-73-289	\$3,158.33	Cut	David Graham	75-74-149	\$1,200.00
T-7	José María Olazábal	72-66-70-70-278	\$57,500.00	T-55	Kenny Perry	78-67-70-74-289	\$3,158.33	Cut	John DeForest	74-75-149	\$1,200.00
T-9	Ian Woosnam	68-72-73-66-279	\$41,000.00	T-55	Mike Springer	77-66-69-77-289	\$3,158.33	Cut	Walt Chapman	75-75-150	\$1,200.00
T-9	Tom Kite	72-68-69-70-279	\$41,000.00	T-61	Raymond Floyd	69-76-73-72-290	\$2,800.00	Cut	Bob Lohr	77-73-150	\$1,200.00
T-9	Tom Watson	69-72-67-71-279	\$41,000.00	T-61	Tommy Nakajima	73-71-74-72-290	\$2,800.00	Cut	Wes Smith	72-78-150	\$1,200.00
T-9	Loren Roberts	69-72-67-71-279	\$41,000.00	T-61	Ronald McDougal	76-69-72-73-290	\$2,800.00	Cut	Costantino Rocca	73-77-150	\$1,200.00
T-9	Ben Crenshaw	70-67-70-72-279	\$41,000.00	T-61	Lanny Wadkins	69-73-73-75-290	\$2,800.00	Cut	Jack Nicklaus	79-71-150	\$1,200.00
14	Jay Haas	71-66-68-75-280	\$32,000.00	T-61	Bruce Fleisher	75-68-72-75-290	\$2,800.00	Cut	Hubert Green	74-76-150	\$1,200.00
T-15	Kirk Triplett	71-69-71-70-281	\$27,000.00	T-66	Lee Janzen	73-71-73-74-291	\$2,600.00	Cut	Russ Cochran	72-78-150	\$1,200.00
T-15	Larry Mize	72-72-67-70-281	\$27,000.00	T-66	Jay Don Blake	72-71-74-74-291	\$2,600.00	Cut	Rick Fehr	71-79-150	\$1,200.00
T-15	Mark McNulty	72-68-70-71-281	\$27,000.00	T-66	Payne Stewart	72-73-72-74-291	\$2,600.00	Cut	Gregg Jones	71-79-150	\$1,200.00
T-15	Glen Day	70-69-70-72-281	\$27,000.00	T-66	John Inman	70-72-73-76-291	\$2,600.00	Cut	Robert Hoyt	76-74-150	\$1,200.00
T-19	Mark McCumber	73-70-71-68-282	\$18,666.67	T-66	Todd M. Smith	74-69-71-77-291	\$2,600.00	Cut	John Bermel	72-78-150	\$1,200.00
T-19	Bill Glasson	71-73-68-70-282	\$18,666.67	T-71	Donnie Hammond	74-69-76-73-292	\$2,512.50	Cut	Lonnie Nielsen	73-77-150	\$1,200.00
T-19	Craig Parry	70-69-70-73-282	\$18,666.67	T-71	Peter Senior	74-71-70-77-292	\$2,512.50	Cut	Mel Baum	77-74-151	\$1,200.00
T-19	Craig Stadler	70-70-74-68-282	\$18,666.67	T-73	Sandy Lyle	75-70-76-76-292	\$2,462.50	Cut	John Huston	78-73-151	\$1,200.00
T-19	Curtis Strange	73-71-68-70-282	\$18,666.67	T-73	Dicky Pride	75-69-73-80-297	\$2,462.50	Cut	John Lee	77-74-151	\$1,200.00
T-19	Fuzzy Zoeller	69-71-72-70-282	\$18,666.67	T-75	Brian Henninger	77-65-78-78-298	\$2,412.50	Cut	Jerry Wisz	74-77-151	\$1,200.00
T-25	Ernie Els	68-71-69-75-283	\$13,000.00	T-75	Hajime Meshiai	74-71-74-79-298	\$2,412.50	Cut	Brett Ogle	75-76-151	\$1,200.00
T-25	David Frost	70-71-69-73-283	\$13,000.00	Cut	Brad Bryant	76-70-146	\$1,200.00	Cut	Denny Hepler	77-74-151	\$1,200.00
T-25	Barry Lane	70-73-68-72-283	\$13,000.00	Cut	John Daly	73-73-146	\$1,200.00	Cut	Rod Nuckolls	74-77-151	\$1,200.00
T-25	Bernhard Langer	73-71-67-72-283	\$13,000.00	Cut	John Mahaffey	72-74-146	\$1,200.00	Cut	Barry Redmond	77-75-152	\$1,200.00
T-25	Jeff Sluman	70-72-66-75-283	\$13,000.00	Cut	Tony Johnstone	75-71-146	\$1,200.00	Cut	Rick Acton	76-76-152	\$1,200.00
T-30	Bob Boyd	72-71-70-71-284	\$8,458.33	Cut	Davis Love III	73-73-146	\$1,200.00	Cut	Jesper Parnevik	79-73-152	\$1,200.00
T-30	Lennie Clements	74-70-69-71-284	\$8,458.33	Cut	Bob Ackerman	72-74-146	\$1,200.00	Cut	Bruce Zabriski	78-74-152	\$1,200.00
T-30	Brad Faxon	72-73-73-66-284	\$8,458.34	Cut	Jeff Roth	73-73-146	\$1,200.00	Cut	Arnold Palmer	79-74-153	\$1,200.00
T-30	Wayne Grady	75-68-71-70-284	\$8,458.34	Cut	Larry Nelson	75-71-146	\$1,200.00	Cut	Brad Sherfy	79-74-153	\$1,200.00
T-30	Sam Torrance	69-75-69-71-284	\$8,458.33	Cut	Jim Gallagher Jr.	77-69-146	\$1,200.00	Cut	Pete Oakley	77-76-153	\$1,200.00
T-30	Richard Zokol	77-67-67-73-284	\$8,458.33	Cut	Mark Calcavecchia	74-72-146	\$1,200.00	Cut	Patrick O'Brien	76-77-153	\$1,200.00
T-36	Chip Beck	72-70-72-71-285	\$7,000.00	Cut	Nolan Henke	72-75-147	\$1,200.00	Cut	Jeff Maggert	78-75-153	\$1,200.00
T-36	Blaine McCallister	74-64-75-72-285	\$7,000.00	Cut	Scott Hoch	74-73-147	\$1,200.00	Cut	Thomas Gray	75-78-153	\$1,200.00
T-36	Colin Montgomerie	67-76-70-72-285	\$7,000.00	Cut	Mike Gove	72-75-147	\$1,200.00	Cut	Will Frantz	78-76-154	\$1,200.00
T-39	Fred Couples	68-74-75-69-286	\$6,030.00	Cut	Darrell Kestner	73-74-147	\$1,200.00	Cut	Seve Ballesteros	78-76-154	\$1,200.00
T-39	Billy Mayfair	73-72-71-70-286	\$6,030.00	Cut	Joakim Haeggman	72-75-147	\$1,200.00	Cut	Kevin Cashman	75-79-154	\$1,200.00
T-39	Gil Morgan	71-68-73-74-286	\$6,030.00	Cut	Ted Tryba	74-73-147	\$1,200.00	Cut	J.L. Lewis	77-77-154	\$1,200.00
T-39	Tom Lehman	73-71-68-74-286	\$6,030.00	Cut	Dave Barr	71-76-147	\$1,200.00	Cut	Scott Steger	81-74-155	\$1,200.00
T-39	Hale Irwin	75-69-68-74-286	\$6,030.00	Cut	Jim McGovern	73-74-147	\$1,200.00	Cut	Steve Smitha	83-74-157	\$1,200.00
T-44	Neal Lancaster	73-72-72-70-287	\$5,200.00	Cut	Mark James	71-76-147	\$1,200.00	Cut	Tom Cleaver	77-80-157	\$1,200.00
T-44	David Edwards	72-70-74-71-287	\$5,200.00	Cut	Peter Baker	76-71-147	\$1,200.00	Cut	Ed Terasa	78-79-157	\$1,200.00
T-44	David Gilford	69-73-73-72-287	\$5,200.00	Cut	Anders Forsbrand	73-74-147	\$1,200.00	Cut	Scott Williams	77-81-158	\$1,200.00
T-47	Billy Andrade	71-71-78-68-288	\$4,112.50	Cut	Scott Simpson	75-73-148	\$1,200.00	Cut	Miguel Biamon	82-76-158	\$1,200.00
T-47	Fulton Allem	74-67-74-73-288	\$4,112.50	Cut	Ian Baker-Finch	74-74-148	\$1,200.00	Cut	Scott Mahlberg	79-79-158	\$1,200.00
T-47	Bob Estes	72-71-72-73-288	\$4,112.50	Cut	Mike Heinen	75-73-148	\$1,200.00	Cut	George Bowman	87-88-175	\$1,200.00
T-47	Andrew Magee	70-74-71-73-288	\$4,112.50	Cut	Gary Hallberg	70-78-148	\$1,200.00				
T-47	Frank Nobilo	72-67-74-75-288	\$4,112.50	Cut	Mark Brooks	78-70-148	\$1,200.00				

1993 Paul Azinger shed an unofficial media label as the “best player never to have won a major championship,” finishing atop a leaderboard that included players who won a combined 23 major championships. The lanky 6-foot-2 Bradenton, Fla., resident birdied four of the last seven holes to post a 12-under-par 272 for a back-nine Inverness record 30. His 72-hole score forced a playoff with Greg Norman, a runner-up at Inverness Club in 1986. Azinger survived after two-putting from eight feet on the second playoff hole. Norman’s par attempt from four feet above the hole rimmed in and out of the hole.

Fiji native Vijay Singh became the 15th player to shoot 63 in a major championship, posting the course-record score in the second round.


Champion: Paul Azinger, Bradenton, Fla.

Site: Inverness Club, Toledo, Ohio

Date: Aug. 12-15 **Purse:** \$1,700,000

Par: 35-36-71 (7,024 Yards)

Field: 151 **Cut at:** 143 **74 players advanced**



	Course Avg	Under Par	At Par	Over Par	Round Leader	Low Round	Paul Azinger
Round 1:	71.99	57	16	78	Scott Simpson	64 - Scott Simpson	69 - T-23
Round 2:	71.80	56	16	76	Vijay Singh	63 - Vijay Singh	135 - (66) T-9
Round 3:	71.27	33	11	30	Greg Norman	65 - Brad Faxon	204 - (69) T-2
Round 4:	71.93	20	10	44	P. Azinger, G. Norman	67 - Scott Hoch	272 - (68) T-1
Totals:	71.74	166	53	228			

Championship Summary

Place	Name	Score	Winings	Place	Name	Score	Winings	Place	Name	Score	Winings
1	Paul Azinger	69-66-69-68-272	\$300,000.00	T-51	Hubert Green	70-71-69-75-285	\$3,600.00	Cut	Mark James	75-71-146	\$1,200.00
2	Greg Norman	68-68-67-69-272	\$155,000.00	T-51	Andrew Magee	71-72-74-68-285	\$3,600.00	Cut	Bob Lohr	74-72-146	\$1,200.00
3	Nick Faldo	68-68-69-68-273	\$105,000.00	T-51	Jeff Maggert	72-69-71-73-285	\$3,600.00	Cut	Larry Mize	75-71-146	\$1,200.00
4	Vijay Singh	68-63-73-70-274	\$90,000.00	T-51	Peter Senior	69-70-70-76-285	\$3,600.00	Cut	Dana Quigley	73-73-146	\$1,200.00
5	Tom Watson	69-65-70-72-276	\$75,000.00	T-56	Rick Fehr	70-71-72-73-286	\$3,110.00	Cut	Mike Springer	74-72-146	\$1,200.00
T-6	John Cook	72-66-68-71-277	\$47,812.50	T-56	Tom Kite	73-69-71-73-286	\$3,110.00	Cut	Bob Bailey	72-75-147	\$1,200.00
T-6	Bob Estes	69-66-69-73-277	\$47,812.50	T-56	Sandy Lyle	69-73-70-74-286	\$3,110.00	Cut	Bob Boyd	70-77-147	\$1,200.00
T-6	Dudley Hart	66-68-71-72-277	\$47,812.50	T-56	Larry Nelson	73-67-74-72-286	\$3,110.00	Cut	Brian Claar	71-76-147	\$1,200.00
T-6	Nolan Henke	72-70-67-68-277	\$47,812.50	T-56	José María Olazábal	73-69-73-71-286	\$3,110.00	Cut	Jay Delsing	74-73-147	\$1,200.00
T-6	Scott Hoch	74-68-68-67-277	\$47,812.50	T-61	Michael Allen	73-70-75-69-287	\$2,800.00	Cut	Jim Gallagher Jr.	75-72-147	\$1,200.00
T-6	Hale Irwin	68-69-67-73-277	\$47,812.50	T-61	Ben Crenshaw	70-70-73-74-287	\$2,800.00	Cut	Robert Hoyt	72-75-147	\$1,200.00
T-6	Phil Mickelson	67-71-69-70-277	\$47,812.50	T-61	Donnie Hammond	73-70-68-76-287	\$2,800.00	Cut	Bruce Lietzke	77-70-147	\$1,200.00
T-6	Scott Simpson	64-70-71-72-277	\$47,812.50	T-61	Jeff Sluman	74-69-72-72-287	\$2,800.00	Cut	Gil Morgan	75-72-147	\$1,200.00
T-14	Steve Elkington	67-66-74-71-278	\$25,000.00	T-61	Mike Standly	72-71-68-76-287	\$2,800.00	Cut	Craig Stadler	73-74-147	\$1,200.00
T-14	Brad Faxon	70-70-65-73-278	\$25,000.00	66	Ian Baker-Finch	73-69-70-76-288	\$2,650.00	Cut	Howard Twitty	71-76-147	\$1,200.00
T-14	Bruce Fleisher	69-74-67-68-278	\$25,000.00	67	Mark Wiebe	74-69-73-73-289	\$2,625.00	Cut	Ken Allard	76-72-148	\$1,200.00
T-14	Gary Hallberg	70-69-68-71-278	\$25,000.00	T-68	Bob Ford	70-71-78-71-290	\$2,587.50	Cut	Rodger Davis	70-78-148	\$1,200.00
T-14	Lanny Wadkins	65-68-71-74-278	\$25,000.00	T-68	Rocco Mediate	70-73-74-73-290	\$2,587.50	Cut	Tom Lehman	74-74-148	\$1,200.00
T-14	Richard Zokol	66-71-71-70-278	\$25,000.00	70	Steve Pate	73-70-72-77-292	\$2,550.00	Cut	Ron McDougal	74-74-148	\$1,200.00
T-20	Jay Haas	69-68-70-72-279	\$18,500.00	T-71	Kevin Burton	69-73-76-76-294	\$2,512.50	Cut	Duffy Waldorf	77-71-148	\$1,200.00
T-20	Eduardo Romero	67-67-74-71-279	\$18,500.00	T-71	Barry Lane	67-74-77-76-294	\$2,512.50	Cut	Gary Groh	78-71-149	\$1,200.00
T-22	Lee Janzen	70-68-71-72-281	\$14,500.00	73	Bob Borowicz	72-71-80-72-295	\$2,475.00	Cut	John Mahaffey	73-76-149	\$1,200.00
T-22	Jim McGovern	71-67-69-74-281	\$14,500.00	74	John Adams	72-70-76-78-296	\$2,450.00	Cut	Tommy Nakajima	74-75-149	\$1,200.00
T-22	Frank Nobile	69-66-74-72-281	\$14,500.00	Cut	Joel Edwards	73-71-144	\$1,200.00	Cut	Brett Ogle	77-72-149	\$1,200.00
T-22	Gene Sauers	68-74-70-69-281	\$14,500.00	Cut	Raymond Floyd	71-73-144	\$1,200.00	Cut	Dave Rummells	73-76-149	\$1,200.00
T-22	Greg Twiggs	70-69-70-72-281	\$14,500.00	Cut	Anders Forsbrand	71-73-144	\$1,200.00	Cut	Tony Johnstone	70-80-150	\$1,200.00
T-22	Ian Woosnam	70-71-68-72-281	\$14,500.00	Cut	Will Frantz	71-73-144	\$1,200.00	Cut	J.L. Lewis	74-76-150	\$1,200.00
T-28	Peter Jacobsen	71-67-74-70-282	\$10,166.67	Cut	Robert Gamez	67-77-144	\$1,200.00	Cut	Mark O'Meara	78-72-150	\$1,200.00
T-28	Billy Mayfair	68-73-70-71-282	\$10,166.67	Cut	Gregg Jones	70-74-144	\$1,200.00	Cut	Chris Peddicord	73-77-150	\$1,200.00
T-28	Loren Roberts	67-67-76-72-282	\$10,166.66	Cut	Bernhard Langer	75-69-144	\$1,200.00	Cut	Gary Trivisonno	75-75-150	\$1,200.00
T-31	Fulton Allem	70-71-70-72-283	\$7,057.69	Cut	Mark McNulty	74-70-144	\$1,200.00	Cut	Tim Angis	81-70-151	\$1,200.00
T-31	Mark Calcavecchia	68-70-77-68-283	\$7,057.70	Cut	Colin Montgomerie	74-70-144	\$1,200.00	Cut	Chip Beck	73-78-151	\$1,200.00
T-31	Fred Couples	70-68-71-74-283	\$7,057.69	Cut	Jack Nicklaus	71-73-144	\$1,200.00	Cut	Gary Robison	76-75-151	\$1,200.00
T-31	Mike Hulbert	67-72-72-72-283	\$7,057.69	Cut	Jay Overton	69-75-144	\$1,200.00	Cut	Ernie Els	74-78-152	\$1,200.00
T-31	Stu Ingraham	74-69-71-69-283	\$7,057.69	Cut	Todd Smith	70-74-144	\$1,200.00	Cut	Gene George	76-76-152	\$1,200.00
T-31	Wayne Levi	69-73-66-75-283	\$7,057.69	Cut	Bob Tway	70-74-144	\$1,200.00	Cut	John Godwin	79-73-152	\$1,200.00
T-31	Davis Love III	70-72-72-69-283	\$7,057.70	Cut	Grant Waite	71-73-144	\$1,200.00	Cut	John Nelson	79-73-152	\$1,200.00
T-31	Mark McCumber	67-72-75-69-283	\$7,057.70	Cut	Robert Allenby	71-74-145	\$1,200.00	Cut	Tim Stafford	75-77-152	\$1,200.00
T-31	Craig Parry	70-73-68-72-283	\$7,057.69	Cut	David Edwards	73-72-145	\$1,200.00	Cut	Cleve Coldwater	78-75-153	\$1,200.00
T-31	Nick Price	74-66-72-71-283	\$7,057.69	Cut	Wayne Grady	75-70-145	\$1,200.00	Cut	Arnold Palmer	77-76-153	\$1,200.00
T-31	Hal Sutton	69-72-70-72-283	\$7,057.69	Cut	Darrell Kestner	70-75-145	\$1,200.00	Cut	Brad Sherfy	76-78-154	\$1,200.00
T-31	Tom Wargo	71-70-71-71-283	\$7,057.69	Cut	Ken Krieger	71-74-145	\$1,200.00	Cut	Scott Walter	78-77-155	\$1,200.00
T-31	Fuzzy Zoeller	72-70-71-70-283	\$7,057.69	Cut	Dick Mast	72-73-145	\$1,200.00	Cut	David Graham	76-81-157	\$1,200.00
T-44	Russ Cochran	69-74-70-71-284	\$4,607.14	Cut	Mark Mielke	75-70-145	\$1,200.00	Cut	Jeff Fairfield	81-77-158	\$1,200.00
T-44	Dan Forsman	67-75-70-72-284	\$4,607.14	Cut	Corey Pavin	73-72-145	\$1,200.00	Cut	Tom Joyce	79-79-158	\$1,200.00
T-44	Fred Funk	72-66-76-70-284	\$4,607.15	Cut	Sammy Rachels	71-74-145	\$1,200.00	Cut	Jon Hoecker	81-79-160	\$1,200.00
T-44	John Huston	68-69-75-72-284	\$4,607.14	Cut	Chris Starkjohann	74-71-145	\$1,200.00	WD	Joey Sindelar	70	\$1,200.00
T-44	Joe Ozaki	73-68-66-77-284	\$4,607.14	Cut	Curtis Strange	72-73-145	\$1,200.00	WD	Ken Green	74	\$1,200.00
T-44	Payne Stewart	71-70-70-73-284	\$4,607.14	Cut	Billy Andrade	74-72-146	\$1,200.00	WD	Keith Clearwater	78	\$1,200.00
T-44	D.A. Weirbring	68-74-72-70-284	\$4,607.15	Cut	Mark Brooks	75-71-146	\$1,200.00				
T-51	John Daly	71-68-73-73-285	\$3,600.00	Cut	David Frost	76-70-146	\$1,200.00				

1992 Nick Price, who had come within three strokes of winning two major championships in his 15-year career, put the pieces together in a memorable finale to the 74th PGA Championship at Bellerive Country Club. The 35-year-old native of Durban, South Africa, now an Orlando, Fla., resident, made nine straight pars on the front nine of the final round. He seized the title by sinking birdie putts of 25 feet on the par-3, 222-yard 16th and 12 feet on the par-5, 536-yard 17th. Price held off by three strokes the challenges of John Cook, Nick Faldo, Jim Gallagher Jr., and Gene Sauers, who had led the Championship for 59 holes.

Champion: Nick Price, Orlando, Fla.

Site: Bellerive CC, St. Louis, Mo.

Date: Aug. 13-16 **Purse:** \$1,400,000

Par: 36-35-71 (7,148 Yards)

Field: 151 **Cut at:** 148 **85 players advanced**



	Course Avg	Under Par	At Par	Over Par	Round Leader	Low Round	Nick Price
Round 1:	73.88	19	12	120	G. Sauers, C. Stadler	67 - G. Sauers, C. Stadler	70 - T-12
Round 2:	74.68	17	12	122	G. Sauers	66 - J. Gallagher Jr., S. Richardson	140 - (70) T-7
Round 3:	73.29	19	6	60	G. Sauers	65 - J. Maggert	208 - (68) T-2
Round 4:	73.35	17	7	61	N. Price	67 - Joe Ozaki, N. Faldo	278 - (70) 1st
Totals:	73.94	72	37	363			

Championship Summary

Place	Name	Score	Winings	Place	Name	Score	Winings	Place	Name	Score	Winings
1	Nick Price	70-70-68-70-278	\$280,000.00	T-48	Steven Richardson	73-66-75-78-292	\$3,687.50	Cut	Nolan Henke	77-74-151	\$1,200.00
T-2	John Cook	71-72-67-71-281	\$101,250.00	T-48	Peter Senior	71-76-73-72-292	\$3,687.50	Cut	Wayne Levi	77-74-151	\$1,200.00
T-2	Nick Faldo	68-70-76-67-281	\$101,250.00	T-48	Vijay Singh	70-73-73-76-292	\$3,687.50	Cut	Jerry Tucker	76-75-151	\$1,200.00
T-2	Jim Gallagher Jr.	72-66-72-71-281	\$101,250.00	T-48	Craig Stadler	67-72-75-78-292	\$3,687.50	Cut	Howard Twitty	76-75-151	\$1,200.00
T-2	Gene Sauers	67-69-70-75-281	\$101,250.00	T-56	Keith Clearwater	73-72-74-74-293	\$3,000.00	Cut	D.A. Weibring	74-77-151	\$1,200.00
6	Jeff Maggert	71-72-65-74-282	\$60,000.00	T-56	Gary Hallberg	71-72-72-78-293	\$3,000.00	Cut	Mike West	75-76-151	\$1,200.00
T-7	Russ Cochran	69-69-76-69-283	\$52,500.00	T-56	Andrew Magee	74-71-74-74-293	\$3,000.00	Cut	Louis Bartoletti	74-78-152	\$1,200.00
T-7	Dan Forsman	70-73-73-73-283	\$52,500.00	T-56	Lee Rinker	72-75-73-73-293	\$3,000.00	Cut	Fred Funk	70-82-152	\$1,200.00
T-9	Brian Claar	68-73-73-70-284	\$40,000.00	T-56	Joey Sindelar	72-75-75-71-293	\$3,000.00	Cut	David Glenz	76-76-152	\$1,200.00
T-9	Anders Forsbrand	73-71-70-70-284	\$40,000.00	T-56	Bob Tway	74-73-72-74-293	\$3,000.00	Cut	Wayne Grady	75-77-152	\$1,200.00
T-9	Duffy Waldorf	74-73-68-69-284	\$40,000.00	T-62	Jay Haas	75-73-74-72-294	\$2,725.00	Cut	Dudley Hart	77-75-152	\$1,200.00
T-12	Billy Andrade	72-71-70-72-285	\$30,166.66	T-62	Blaine McCallister	73-75-76-70-294	\$2,725.00	Cut	Sandy Lyle	74-78-152	\$1,200.00
T-12	Corey Pavin	71-73-70-71-285	\$30,166.67	T-62	Jay Overton	73-73-76-72-294	\$2,725.00	Cut	Curtis Strange	74-78-152	\$1,200.00
T-12	Jeff Sluman	73-71-72-69-285	\$30,166.67	T-62	Tom Watson	72-71-73-78-294	\$2,725.00	Cut	Ken Allard	75-78-153	\$1,200.00
T-15	Mark Brooks	71-72-68-75-286	\$24,000.00	T-66	Hale Irwin	71-77-72-75-295	\$2,575.00	Cut	Ernie Els	73-80-153	\$1,200.00
T-15	Brad Faxon	72-69-75-70-286	\$24,000.00	T-66	Jim Kane	72-73-76-74-295	\$2,575.00	Cut	Larry Gilbert	74-79-153	\$1,200.00
T-15	Greg Norman	71-74-71-70-286	\$24,000.00	T-66	Roger Mackay	76-72-71-76-295	\$2,575.00	Cut	Tony Johnstone	74-79-153	\$1,200.00
T-18	Steve Elkington	74-70-71-72-287	\$19,000.00	T-69	Ian Baker-Finch	71-75-78-72-296	\$2,487.50	Cut	John Mahaffey	74-79-153	\$1,200.00
T-18	Rick Fehr	74-73-71-69-287	\$19,000.00	T-69	David Peoples	75-73-74-74-296	\$2,487.50	Cut	Scott Mahlberg	76-77-153	\$1,200.00
T-18	John Huston	73-75-71-68-287	\$19,000.00	T-69	Ted Schulz	75-71-74-76-296	\$2,487.50	Cut	Ron McDougal	79-74-153	\$1,200.00
T-21	Bill Britton	70-77-70-71-288	\$14,000.00	T-69	Payne Stewart	76-69-79-72-296	\$2,487.50	Cut	Ian Woosnam	73-80-153	\$1,200.00
T-21	Fred Couples	69-73-73-73-288	\$14,000.00	T-73	Ben Crenshaw	75-71-78-74-298	\$2,400.00	Cut	Gene Fieger	77-77-154	\$1,200.00
T-21	Lee Janzen	74-71-72-71-288	\$14,000.00	T-73	David Frost	72-76-77-73-298	\$2,400.00	Cut	Hubert Green	72-82-154	\$1,200.00
T-21	Tom Kite	73-73-69-73-288	\$14,000.00	T-73	Bruce Lietzke	75-70-80-73-298	\$2,400.00	Cut	Mike Harwood	76-78-154	\$1,200.00
T-21	Gil Morgan	71-69-73-75-288	\$14,000.00	T-76	Jay Don Blake	68-77-79-76-300	\$2,325.00	Cut	Gordon Johnson	79-75-154	\$1,200.00
T-21	Tommy Nakajima	71-75-69-73-288	\$14,000.00	T-76	Bob Estes	69-78-77-76-300	\$2,325.00	Cut	Gary Ostrega	75-79-154	\$1,200.00
T-21	Tom Purtzer	72-72-74-70-288	\$14,000.00	T-76	Steve Veriato	70-73-77-80-300	\$2,325.00	Cut	Kirk Triplett	73-81-154	\$1,200.00
T-28	Mike Hulbert	74-74-70-71-289	\$9,000.00	T-79	Robert Gamez	69-75-82-77-303	\$2,250.00	Cut	Michael Burke Jr.	76-79-155	\$1,200.00
T-28	Peter Jacobsen	73-71-72-73-289	\$9,000.00	T-79	Scott Gump	71-72-78-82-303	\$2,250.00	Cut	Lowell Dencer	73-82-155	\$1,200.00
T-28	Larry Nelson	72-68-75-74-289	\$9,000.00	T-79	Todd Smith	75-73-79-76-303	\$2,250.00	Cut	Ed Sabo	77-78-155	\$1,200.00
T-28	Joe Ozaki	76-72-74-67-289	\$9,000.00	82	John Daly	76-72-79-77-304	\$2,200.00	Cut	Hal Sutton	77-78-155	\$1,200.00
T-28	Tom Wargo	72-72-73-72-289	\$9,000.00	83	Harold Perry	74-74-78-79-305	\$2,175.00	Cut	Kenny Knox	76-80-156	\$1,200.00
T-33	Paul Azinger	72-73-68-77-290	\$7,000.00	T-84	Neal Lancaster	75-72-79-81-307	\$2,137.50	Cut	Bruce Lehnhard	77-79-156	\$1,200.00
T-33	Brad Fabel	72-76-74-68-290	\$7,000.00	T-84	Ken McDonald	78-69-78-82-307	\$2,137.50	Cut	Gary Robison	77-79-156	\$1,200.00
T-33	Bruce Fleisher	70-72-75-73-290	\$7,000.00	Cut	Chip Beck	74-75-149	\$1,200.00	Cut	Mark Carnevale	79-78-157	\$1,200.00
T-33	Davis Love III	77-71-70-72-290	\$7,000.00	Cut	Bob Gilder	76-73-149	\$1,200.00	Cut	Tom Joyce	77-80-157	\$1,200.00
T-33	Colin Montgomerie	72-76-69-73-290	\$7,000.00	Cut	David Gilford	75-74-149	\$1,200.00	Cut	Mike San Filippo	80-77-157	\$1,200.00
T-33	Frank Nobile	69-74-74-73-290	\$7,000.00	Cut	Scott Hoch	74-75-149	\$1,200.00	Cut	Doug Hixon	80-78-158	\$1,200.00
T-33	Dillard Pruitt	73-70-73-74-290	\$7,000.00	Cut	Billy Mayfair	74-75-149	\$1,200.00	Cut	Bob Lohr	76-82-158	\$1,200.00
T-40	Fulton Allem	74-72-72-73-291	\$5,162.50	Cut	Mike Schuchart	74-75-149	\$1,200.00	Cut	Ed Whitman	75-83-158	\$1,200.00
T-40	Billy Ray Brown	72-75-72-72-291	\$5,162.50	Cut	Bob Borowicz	73-77-150	\$1,200.00	Cut	Steve Groves	83-76-159	\$1,200.00
T-40	David Edwards	74-70-77-70-291	\$5,162.50	Cut	Ed Dougherty	76-74-150	\$1,200.00	Cut	Darrell Kestner	79-80-159	\$1,200.00
T-40	Mark James	75-72-72-72-291	\$5,162.50	Cut	David Feherty	75-75-150	\$1,200.00	Cut	Randy Peterson	80-79-159	\$1,200.00
T-40	Bernhard Langer	72-74-72-73-291	\$5,162.50	Cut	Denny Hepler	78-72-150	\$1,200.00	Cut	Baker Maddera	83-77-160	\$1,200.00
T-40	Rocco Mediate	72-68-74-77-291	\$5,162.50	Cut	Mark McCumber	73-77-150	\$1,200.00	Cut	Mel Baum	81-81-162	\$1,200.00
T-40	Larry Mize	74-74-71-72-291	\$5,162.50	Cut	Jack Nicklaus	72-78-150	\$1,200.00	Cut	Bob Groff	79-83-162	\$1,200.00
T-40	Lanny Wadkins	72-71-73-75-291	\$5,162.50	Cut	Mark O'Meara	75-75-150	\$1,200.00	Cut	Mike Moyers	82-80-162	\$1,200.00
T-48	Brad Bryant	75-71-73-73-292	\$3,687.50	Cut	José Maria Olazábal	73-77-150	\$1,200.00	Cut	Arnold Palmer	79-83-162	\$1,200.00
T-48	Mark Calcavecchia	74-69-74-75-292	\$3,687.50	Cut	Eduardo Romero	73-77-150	\$1,200.00	WD	Ken Green	75	
T-48	Raymond Floyd	69-75-69-79-292	\$3,687.50	Cut	Dan Wood	76-74-150	\$1,200.00				
T-48	Steve Pate	70-78-70-74-292	\$3,687.50	Cut	Phil Blackmar	77-74-151	\$1,200.00				

1991 Every sport has that one magical moment when an unknown or longshot emerges to inspire people everywhere by winning an event few believed possible. For golf, the 1991 PGA Championship produced long-driving John Daly of Dardanelle, Ark. Daly, the ninth alternate, got his chance to compete when Nick Price withdrew to be present at the birth of his child, and three alternates ahead of Daly declined. Without the benefit of a practice round, Daly posted an opening-round 69 to share eighth place. He seized the lead for good, closing the Championship with rounds of 67, 69 and 71 for a 276 total, and a three-stroke victory over Bruce Lietzke.


Champion: John Daly, Dardanelle, Ark.

Site: Crooked Stick Golf Club, Carmel, Ind.

Date: Aug. 8-11 **Purse:** \$1,400,000

Par: 36-36-72 (7,295 Yards)

Field: 151 **Cut at:** 147 **77 players advanced**



	Course Avg	Under Par	At Par	Over Par	Round Leader	Low Round	John Daly
Round 1:	73.7	38	19	94	Knox, Woosnam	67 - Knox, Woosnam	69 - T-8
Round 2:	74.85	29	17	102	John Daly	67 - Daly, Sutton, Couples	136 - (67) 1st
Round 3:	72.86	26	13	37	John Daly	67 - Bob Gilder	205 - (69) 1st
Round 4:	72.88	26	12	39	John Daly	67 - Jim Gallagher Jr.	276 - (71) 1st
Totals:	73.81	119	61	272			

Championship Summary

Place	Name	Score	Winnings	Place	Name	Score	Winnings	Place	Name	Score	Winnings
1	John Daly	69-67-69-71-276	\$230,000.00	T-52	David Graham	72-73-73-74-292	\$2,725.00	Cut	Tim Simpson	74-76-150	\$1,000.00
2	Bruce Lietzke	68-69-72-70-279	\$140,000.00	T-52	Tom Kite	73-72-75-72-292	\$2,725.00	Cut	Hubert Green	73-78-151	\$1,000.00
3	Jim Gallagher Jr.	70-72-72-67-281	\$95,000.00	T-52	Mark McCumber	74-72-71-75-292	\$2,725.00	Cut	Morris Hatalesky	74-77-151	\$1,000.00
4	Kenny Knox	67-71-70-74-282	\$75,000.00	T-52	Eduardo Romero	72-75-73-72-292	\$2,725.00	Cut	Stu Ingraham	73-78-151	\$1,000.00
T-5	Bob Gilder	73-70-67-73-283	\$60,000.00	T-52	Tom Sieckmann	68-76-74-74-292	\$2,725.00	Cut	John Mahaffey	77-74-151	\$1,000.00
T-5	Steven Richardson	70-72-72-69-283	\$60,000.00	T-57	Fred Funk	71-69-72-81-293	\$2,537.50	Cut	Scott Simpson	72-79-151	\$1,000.00
T-7	David Feherty	71-74-71-68-284	\$38,000.00	T-57	Nolan Henke	74-70-75-74-293	\$2,537.50	Cut	Greg Farrow	74-78-152	\$1,000.00
T-7	Raymond Floyd	69-74-72-69-284	\$38,000.00	T-57	Blaine McCallister	71-76-77-69-293	\$2,537.50	Cut	Larry Gilbert	79-73-152	\$1,000.00
T-7	John Huston	70-72-70-72-284	\$38,000.00	T-57	Lindy Miller	72-72-77-72-293	\$2,537.50	Cut	Mike Kallam	74-78-152	\$1,000.00
T-7	Steve Pate	70-75-70-69-284	\$38,000.00	T-61	Dave Barr	75-72-76-71-294	\$2,462.50	Cut	Darrell Kestner	74-78-152	\$1,000.00
T-7	Craig Stadler	68-71-69-76-284	\$38,000.00	T-61	Jeff Sluman	73-73-74-74-294	\$2,462.50	Cut	Larry Nelson	75-77-152	\$1,000.00
T-7	Hal Sutton	74-67-72-71-284	\$38,000.00	T-63	Gene Sauers	75-71-70-79-295	\$2,400.00	Cut	Sam Torrance	74-78-152	\$1,000.00
T-13	Jay Don Blake	75-70-72-68-285	\$24,000.00	T-63	Joey Sindelar	74-73-71-77-295	\$2,400.00	Cut	Gary Trivisonno	77-75-152	\$1,000.00
T-13	Andrew Magee	69-73-68-75-285	\$24,000.00	T-63	Bob Wolcott	73-71-79-72-295	\$2,400.00	Cut	Jim Masserio	74-79-153	\$1,000.00
T-13	Payne Stewart	74-70-71-70-285	\$24,000.00	T-66	Dillard Pruitt	72-75-73-76-296	\$2,312.50	Cut	Brett Upper	74-79-153	\$1,000.00
T-16	Nick Faldo	70-69-71-76-286	\$17,000.00	T-66	Bob Tway	73-71-78-74-296	\$2,312.50	Cut	Bruce Fleisher	76-78-154	\$1,000.00
T-16	Ken Green	68-73-71-74-286	\$17,000.00	T-66	Mark Wiebe	72-73-73-78-296	\$2,312.50	Cut	Buddy Gardner	74-80-154	\$1,000.00
T-16	Wayne Levi	73-71-72-70-286	\$17,000.00	T-66	Scott Williams	70-77-76-73-296	\$2,312.50	Cut	Gary Hallberg	72-82-154	\$1,000.00
T-16	Sandy Lyle	68-75-71-72-286	\$17,000.00	T-70	Denny Hepler	71-75-75-76-297	\$2,225.00	Cut	Mark O'Meara	75-79-154	\$1,000.00
T-16	Rocco Mediate	71-71-73-71-286	\$17,000.00	T-70	Lonnies Nielsen	74-71-74-78-297	\$2,225.00	Cut	Stan Utley	77-77-154	\$1,000.00
T-16	Gil Morgan	70-71-74-71-286	\$17,000.00	T-70	David Peoples	74-73-75-75-297	\$2,225.00	Cut	Tom Wargo	76-78-154	\$1,000.00
T-16	Howard Twitty	70-71-75-70-286	\$17,000.00	T-73	Phil Blackmar	73-72-82-71-298	\$2,137.50	Cut	Mel Baum	78-77-155	\$1,000.00
T-23	Seve Ballesteros	71-72-71-73-287	\$11,500.00	T-73	Billy Ray Brown	69-75-79-75-298	\$2,137.50	Cut	Fran Marrello	75-80-155	\$1,000.00
T-23	Chip Beck	73-73-70-71-287	\$11,500.00	T-73	Hale Irwin	70-76-74-78-298	\$2,137.50	Cut	Arnold Palmer	77-78-155	\$1,000.00
T-23	Mike Hulbert	72-72-73-70-287	\$11,500.00	T-73	Don Pooley	72-74-72-80-298	\$2,137.50	Cut	Kim Thompson	79-76-155	\$1,000.00
T-23	Jack Nicklaus	71-72-73-71-287	\$11,500.00	77	Kenny Perry	72-73-79-76-300	\$2,075.00	Cut	Milan Wilor	77-78-155	\$1,000.00
T-27	Fred Couples	74-67-76-71-288	\$8,150.00	Cut	Bill Britton	71-77-148	\$1,000.00	Cut	Bob Borowicz	80-76-156	\$1,000.00
T-27	Rick Fehr	70-73-71-74-288	\$8,150.00	Cut	Mark Brooks	73-75-148	\$1,000.00	Cut	Dave Rummells	77-79-156	\$1,000.00
T-27	Jim Hallet	69-74-72-72-288	\$8,150.00	Cut	Brian Claar	76-72-148	\$1,000.00	Cut	Andy Bean	80-77-157	\$1,000.00
T-27	Mark McNulty	75-71-69-73-288	\$8,150.00	Cut	Russ Cochran	73-75-148	\$1,000.00	Cut	Brent Buckman	79-78-157	\$1,000.00
T-27	Loren Roberts	72-74-72-70-288	\$8,150.00	Cut	John Cook	74-74-148	\$1,000.00	Cut	Terry Dear	74-83-157	\$1,000.00
T-32	Billy Andrade	73-74-68-74-289	\$6,000.00	Cut	Bob Lohr	78-70-148	\$1,000.00	Cut	Mike Harwood	73-85-158	\$1,000.00
T-32	Mark Calcavecchia	70-74-73-72-289	\$6,000.00	Cut	Tommy Nakajima	72-76-148	\$1,000.00	Cut	Jeff Roth	80-78-158	\$1,000.00
T-32	David Edwards	71-75-71-72-289	\$6,000.00	Cut	Peter Persons	73-75-148	\$1,000.00	Cut	Brad Sherfy	76-82-158	\$1,000.00
T-32	Steve Elkington	74-68-74-73-289	\$6,000.00	Cut	Peter Senior	74-74-148	\$1,000.00	Cut	Bob Lenzion	76-83-159	\$1,000.00
T-32	Dan Forsman	73-74-68-74-289	\$6,000.00	Cut	Dave Stockton	71-77-148	\$1,000.00	Cut	Brian Tennyson	76-83-159	\$1,000.00
T-32	Davis Love III	72-72-72-73-289	\$6,000.00	Cut	Fuzzy Zoeller	72-76-148	\$1,000.00	Cut	Brent Veenstra	77-82-159	\$1,000.00
T-32	Jodie Mudd	74-71-74-70-289	\$6,000.00	Cut	Scott Bentley	75-74-149	\$1,000.00	Cut	Robert Wilkin	76-84-160	\$1,000.00
T-32	Greg Norman	70-74-72-73-289	\$6,000.00	Cut	Jay Delsing	70-79-149	\$1,000.00	Cut	Tom Woodard	84-76-160	\$1,000.00
T-32	Corey Pavin	72-73-71-73-289	\$6,000.00	Cut	Terry Florence	75-74-149	\$1,000.00	Cut	Mike Lawrence	82-79-161	\$1,000.00
T-32	Tom Purtzer	69-76-71-73-289	\$6,000.00	Cut	Rick Kawagishi	75-74-149	\$1,000.00	Cut	Benny Passons	85-77-162	\$1,000.00
T-32	Doug Tewell	75-72-74-68-289	\$6,000.00	Cut	Bernhard Langer	75-74-149	\$1,000.00	Cut	Steve Veriato	82-80-162	\$1,000.00
T-43	Ed Dougherty	75-70-69-76-290	\$4,030.00	Cut	Larry Mize	72-77-149	\$1,000.00	Cut	Gregg Wolff	81-81-162	\$1,000.00
T-43	Wayne Grady	72-70-71-77-290	\$4,030.00	Cut	Lee Rinker	73-76-149	\$1,000.00	Cut	John Hendricks	83-80-163	\$1,000.00
T-43	Scott Hoch	71-75-72-72-290	\$4,030.00	Cut	Ken Schall	74-75-149	\$1,000.00	Cut	Shawn McEntee	81-82-163	\$1,000.00
T-43	Craig Parry	73-70-76-71-290	\$4,030.00	Cut	Bobby Wadkins	77-72-149	\$1,000.00	Cut	Jim White	76-87-163	\$1,000.00
T-43	Lanny Wadkins	71-74-72-73-290	\$4,030.00	Cut	Tom Watson	74-75-149	\$1,000.00	Cut	Jim Dickson	83-85-168	\$1,000.00
T-48	Keith Clearwater	72-72-76-71-291	\$3,175.00	Cut	Ian Baker-Finch	74-76-150	\$1,000.00	WD	Ben Crenshaw	81	\$1,000.00
T-48	Brad Faxon	72-71-76-72-291	\$3,175.00	Cut	Billy Mayfair	73-77-150	\$1,000.00	WD	Curtis Strange	81	\$1,000.00
T-48	David Frost	74-70-75-72-291	\$3,175.00	Cut	José María Olazábal	77-73-150	\$1,000.00				
T-48	Ian Woosnam	67-72-76-76-291	\$3,175.00	Cut	Ted Schulz	75-75-150	\$1,000.00				

1990

Australian Wayne Grady, who now calls Orlando, Fla., home, quietly opened with a par 72, then added rounds of 67, 72 and 71 to capture his first major golf championship. Fred Couples was one shot ahead of Grady through 66 holes, but proceeded to bogey the next four holes, while Grady was making pars, to finish second, three strokes behind. Only three players, Grady, Couples and third-place finisher Gil Morgan (286), managed to break par (288) for the Championship.

Champion: Wayne Grady, Orlando, Fla.

Site: Shoal Creek CC, Birmingham, Ala.

Date: Aug. 9-12 **Purse:** \$1,350,000

Par: 36-36-72 (7,145 Yards)

Field: 152 **Cut at 151** **74 players advanced**



	Course Avg	Under Par	At Par	Over Par	Round Leader	Low Round	Wayne Grady
Round 1:	75.9	15	13	123	Bobby Wadkins	68 - Bobby Wadkins	72 - T-16
Round 2:	76.1	17	11	121	Wayne Grady	67 - Wayne Grady	139 - (67) 1st
Round 3:	74.8	12	8	54	Wayne Grady	65 - Gil Morgan	211 - (72) 1st
Round 4:	75.6	6	7	61	Wayne Grady	69 - Nick Faldo	282 - (71) 1st
Totals:	75.76	50	39	359			

Championship Summary

Place	Name	Score	Winnings	Place	Name	Score	Winnings	Place	Name	Score	Winnings
1	Wayne Grady	72-67-72-71-282	\$225,000.00	T-49	Mike Hulbert	71-75-79-75-300	\$2,865.62	Cut	Ken Schall	77-78-155	\$1,000.00
2	Fred Couples	69-71-73-72-285	\$135,000.00	T-49	Mark McCumber	73-76-74-77-300	\$2,865.63	Cut	Curtis Strange	79-76-155	\$1,000.00
3	Gil Morgan	77-72-65-72-286	\$90,000.00	T-49	Kenny Perry	73-76-78-73-300	\$2,865.63	Cut	Lanny Wadkins	74-81-155	\$1,000.00
4	Bill Britton	72-74-72-71-289	\$73,500.00	T-49	Hal Sutton	72-74-78-76-300	\$2,865.63	Cut	Larry Emery	79-77-156	\$1,000.00
T-5	Chip Beck	71-70-78-71-290	\$51,666.67	T-49	Stan Utley	71-72-80-77-300	\$2,865.62	Cut	Dan Forsman	76-80-156	\$1,000.00
T-5	Billy Mayfair	70-71-75-74-290	\$51,666.67	T-57	Ian Baker-Finch	74-71-78-78-301	\$2,525.00	Cut	Stu Ingraham	75-81-156	\$1,000.00
T-5	Loren Roberts	73-71-70-76-290	\$51,666.66	T-57	Bob Gilder	73-78-73-77-301	\$2,525.00	Cut	Jay Overton	77-79-156	\$1,000.00
T-8	Mark McNulty	74-72-75-71-292	\$34,375.00	T-57	John Huston	72-72-77-80-301	\$2,525.00	Cut	Benny Passons	74-82-156	\$1,000.00
T-8	Don Pooley	75-74-71-72-292	\$34,375.00	T-57	David Peoples	77-71-77-76-301	\$2,525.00	Cut	Ronan Rafferty	81-75-156	\$1,000.00
T-8	Tim Simpson	71-73-75-73-292	\$34,375.00	T-57	Craig Stadler	75-73-74-79-301	\$2,525.00	Cut	Gene Sauers	75-81-156	\$1,000.00
T-8	Payne Stewart	71-72-70-79-292	\$34,375.00	62	Peter Senior	74-75-72-81-302	\$2,450.00	Cut	Kim Thompson	80-76-156	\$1,000.00
T-12	Hale Irwin	77-72-70-74-293	\$27,000.00	T-63	Jay Delsing	75-73-73-82-303	\$2,400.00	Cut	Kirk Triplett	74-82-156	\$1,000.00
T-12	Larry Mize	72-68-76-77-293	\$27,000.00	T-63	Donnie Hammond	77-70-80-76-303	\$2,400.00	Cut	Tommy Armour	78-79-157	\$1,000.00
T-14	Billy Andrade	75-72-73-74-294	\$20,600.00	T-63	Nick Price	75-71-81-76-303	\$2,400.00	Cut	Pat Fitzsimons	78-79-157	\$1,000.00
T-14	Morris Hatafsky	73-78-71-72-294	\$20,600.00	T-66	David Graham	75-75-75-79-304	\$2,325.00	Cut	Phil Hancock	82-75-157	\$1,000.00
T-14	José María Olazábal	73-77-72-72-294	\$20,600.00	T-66	Scott Simpson	76-75-72-81-304	\$2,325.00	Cut	Dana Quigley	77-80-157	\$1,000.00
T-14	Corey Pavin	73-75-72-74-294	\$20,600.00	T-66	Bobby Wadkins	68-75-80-81-304	\$2,325.00	Cut	Dave Stockton	80-77-157	\$1,000.00
T-14	Fuzzy Zoeller	72-71-76-75-294	\$20,600.00	T-69	James Blair	73-76-76-80-305	\$2,225.00	Cut	Ray Freeman	79-79-158	\$1,000.00
T-19	Bob Boyd	74-74-71-76-295	\$14,000.00	T-69	Ed Fiori	75-76-77-77-305	\$2,225.00	Cut	Bob Makoski	82-76-158	\$1,000.00
T-19	Nick Faldo	71-75-80-69-295	\$14,000.00	T-69	Cary Hungate	72-77-79-77-305	\$2,225.00	Cut	Joe Ozaki	77-81-158	\$1,000.00
T-19	Blaine McCallister	75-73-74-73-295	\$14,000.00	T-69	Rocco Mediate	75-72-77-81-305	\$2,225.00	Cut	Mike San Filippo	81-77-158	\$1,000.00
T-19	Greg Norman	77-69-76-73-295	\$14,000.00	T-69	Jumbo Ozaki	75-74-79-77-305	\$2,225.00	Cut	Chris Tucker	76-82-158	\$1,000.00
T-19	Mark O'Meara	69-76-79-71-295	\$14,000.00	74	Bob Ford	75-75-79-77-306	\$2,150.00	Cut	Brad Bryant	80-79-159	\$1,000.00
T-19	Tom Watson	74-71-77-73-295	\$14,000.00	Cut	Billy Ray Brown	75-77-152	\$1,000.00	Cut	Greg Cerulli	75-84-159	\$1,000.00
T-19	Mark Wiebe	74-73-75-73-295	\$14,000.00	Cut	Steve Elkington	75-77-152	\$1,000.00	Cut	Rodger Davis	81-78-159	\$1,000.00
T-26	Mark Brooks	78-69-76-73-296	\$8,650.00	Cut	Rick Fehr	77-75-152	\$1,000.00	Cut	Eduardo Romero	84-75-159	\$1,000.00
T-26	Peter Jacobsen	74-75-71-76-296	\$8,650.00	Cut	Steve Jones	74-78-152	\$1,000.00	Cut	Jim Sabb	76-83-159	\$1,000.00
T-26	Chris Perry	75-74-72-75-296	\$8,650.00	Cut	Bruce Lietzke	78-74-152	\$1,000.00	Cut	Seve Ballesteros	77-83-160	\$1,000.00
T-26	Ray Stewart	73-73-75-75-296	\$8,650.00	Cut	Bob Lohr	78-74-152	\$1,000.00	Cut	Jay Haas	82-78-160	\$1,000.00
T-26	Brian Tennyson	71-77-71-77-296	\$8,650.00	Cut	Larry Nelson	77-75-152	\$1,000.00	Cut	Jim Thorpe	77-83-160	\$1,000.00
T-31	Paul Azinger	76-70-74-77-297	\$6,500.00	Cut	Jack Nicklaus	78-74-152	\$1,000.00	Cut	Ed Whitman	84-76-160	\$1,000.00
T-31	Ben Crenshaw	74-70-78-75-297	\$6,500.00	Cut	Rick Osberg	73-79-152	\$1,000.00	Cut	Steve Bowen	81-80-161	\$1,000.00
T-31	David Frost	76-74-69-78-297	\$6,500.00	Cut	Jerry Pate	73-79-152	\$1,000.00	Cut	Larry Gilbert	83-79-162	\$1,000.00
T-31	Steve Pate	71-75-71-80-297	\$6,500.00	Cut	Ted Schulz	78-74-152	\$1,000.00	Cut	Mike Gove	86-76-162	\$1,000.00
T-31	Tom Purtzer	74-74-77-72-297	\$6,500.00	Cut	Mike Sullivan	75-77-152	\$1,000.00	Cut	David Ishii	82-80-162	\$1,000.00
T-31	Dave Rummells	73-73-77-74-297	\$6,500.00	Cut	Lee Trevino	77-75-152	\$1,000.00	Cut	Arnold Palmer	81-81-162	\$1,000.00
T-31	Jeff Sluman	74-74-73-76-297	\$6,500.00	Cut	Hubert Green	74-79-153	\$1,000.00	Cut	Jim Gallagher Jr.	82-81-163	\$1,000.00
T-31	Scott Verplank	70-76-73-78-297	\$6,500.00	Cut	Kirk Hanefeld	76-77-153	\$1,000.00	Cut	Drue Johnson	79-84-163	\$1,000.00
T-31	Ian Woosnam	74-75-70-78-297	\$6,500.00	Cut	Robert Hoyt	74-79-153	\$1,000.00	Cut	Bob Borowicz	81-84-165	\$1,000.00
T-40	Isao Aoki	72-74-78-74-298	\$4,750.00	Cut	Mark James	77-76-153	\$1,000.00	Cut	Chris Dachsen	84-81-165	\$1,000.00
T-40	Tom Kite	79-71-74-74-298	\$4,750.00	Cut	Bernhard Langer	75-78-153	\$1,000.00	Cut	Hunt Gilliland	82-83-165	\$1,000.00
T-40	Davis Love III	72-72-77-77-298	\$4,750.00	Cut	Lionie Nielsen	72-81-153	\$1,000.00	Cut	Andy Bean	84-82-166	\$1,000.00
T-40	John Mahaffey	75-72-76-75-298	\$4,750.00	Cut	Jeff Thomsen	77-76-153	\$1,000.00	Cut	Curt Schnell	82-84-166	\$1,000.00
T-40	Craig Parry	74-72-75-77-298	\$4,750.00	Cut	Mark Calcavecchia	77-77-154	\$1,000.00	Cut	Ken Allard	81-86-167	\$1,000.00
T-45	Andrew Magee	75-74-73-77-299	\$3,700.00	Cut	Russ Cochran	74-80-154	\$1,000.00	Cut	Noel Caruso	84-83-167	\$1,000.00
T-45	Sammy Rachels	75-73-76-75-299	\$3,700.00	Cut	Bob Estes	77-77-154	\$1,000.00	Cut	Dale Fuller	82-87-169	\$1,000.00
T-45	Mike Reid	71-78-78-72-299	\$3,700.00	Cut	Bruce Fleisher	78-76-154	\$1,000.00	Cut	Ted Goin	87-83-170	\$1,000.00
T-45	Bob Tway	72-76-73-78-299	\$3,700.00	Cut	Kent Stauffer	78-76-154	\$1,000.00	WD	Mark Lye	72	\$1,000.00
T-49	Raymond Floyd	72-77-74-77-300	\$2,865.62	Cut	Mike Donald	76-79-155	\$1,000.00	WD	Jay Don Blake	77	\$1,000.00
T-49	Robert Gamez	71-78-75-76-300	\$2,865.62	Cut	Brad Faxon	80-75-155	\$1,000.00	WD	Bill Glasson	82	\$1,000.00
T-49	Scott Hoch	78-73-72-77-300	\$2,865.63	Cut	Bill Sander	80-75-155	\$1,000.00				

1989 Payne Stewart birdied four of the last five holes, shooting a 31 over the final nine, to edge runners-up Mike Reid, Curtis Strange and Andy Bean, and win his first major title. Reid, who led the 71st PGA Championship until the finishing holes, bogeyed 16, double-bogeyed 17 and missed an 8-foot birdie putt on 18. Windless playing conditions at Kemper Lakes, a public golf facility, helped produce holes-in-one by Mark O'Meara, Lanny Wadkins, Scott Hoch and Davis Love III. The four aces tied a PGA Championship record established in 1988.


Champion: Payne Stewart, Orlando, Fla.

Site: Kemper Lakes GC, Hawthorn Woods, Ill.

Date: Aug. 10-13 **Purse:** \$1,200,000

Par: 36-36-72 (7,217 Yards)

Field: 150 **Cut at 145** 70 players advanced



	Course Avg	Under Par	At Par	Over Par	Round Leader	Low Round	Payne Stewart
Round 1:	73.7	49	7	94	Reid, Thompson	66 - Mike Reid, Leonard Thompson	74 - T-77
Round 2:	73.3	54	13	82	Mike Reid	64 - Craig Stadler	140 - (66) T-14
Round 3:	71.9	29	14	27	Mike Reid	65 - Isao Aoki	209 - (69) T-11
Round 4:	72.9	21	13	36	Payne Stewart	66 - Andy Bean	276 - (67) 1st
Totals:	73.11	153	47	239			

Championship Summary

Place	Name	Score	Winnings	Place	Name	Score	Winnings	Place	Name	Score	Winnings
1	Payne Stewart	74-66-69-67-276	\$200,000.00	T-51	Steve Jones	71-74-71-73-289	\$2,750.00	Cut	Jack Lewis	73-76-149	\$1,000.00
T-2	Andy Bean	70-67-74-66-277	\$83,333.34	T-51	Kenny Perry	71-74-70-74-289	\$2,750.00	Cut	Rick Morton	74-75-149	\$1,000.00
T-2	Mike Reid	66-67-70-74-277	\$83,333.33	T-53	Phil Blackmar	68-75-75-72-290	\$2,490.00	Cut	Corey Pavin	75-74-149	\$1,000.00
T-2	Curtis Strange	70-68-70-69-277	\$83,333.33	T-53	Tom Purtzer	69-73-74-74-290	\$2,490.00	Cut	Lee Trevino	74-75-149	\$1,000.00
5	Dave Rummells	68-69-69-72-278	\$45,000.00	T-53	Clarence Rose	74-71-72-73-290	\$2,490.00	Cut	Bob Tway	78-71-149	\$1,000.00
6	Ian Woosnam	68-70-70-71-279	\$40,000.00	T-53	Scott Simpson	70-74-75-71-290	\$2,490.00	Cut	Tom Byrum	73-77-150	\$1,000.00
T-7	Scott Hoch	69-69-69-73-280	\$36,250.00	T-53	Doug Tewell	73-69-72-76-290	\$2,490.00	Cut	Russ Cochran	77-73-150	\$1,000.00
T-7	Craig Stadler	71-64-72-73-280	\$36,250.00	T-58	Brad Bryant	70-70-72-79-291	\$2,380.00	Cut	Scott Davis	76-74-150	\$1,000.00
T-9	Nick Faldo	70-73-69-69-281	\$30,000.00	T-58	Andy North	69-75-77-70-291	\$2,380.00	Cut	Dan Forsman	75-75-150	\$1,000.00
T-9	Ed Fiori	70-67-75-69-281	\$30,000.00	T-58	Gene Sauers	76-68-75-72-291	\$2,380.00	Cut	Jay Haas	80-70-150	\$1,000.00
T-9	Tom Watson	67-69-74-71-281	\$30,000.00	T-61	Gary Koch	71-72-77-72-292	\$2,330.00	Cut	Donnie Hammond	75-75-150	\$1,000.00
T-12	Seve Ballesteros	72-70-66-74-282	\$21,900.00	T-61	Bernhard Langer	74-71-75-72-292	\$2,330.00	Cut	John Mahaffey	73-77-150	\$1,000.00
T-12	Jim Gallagher Jr.	73-69-68-72-282	\$21,900.00	T-63	Arnold Palmer	68-74-81-70-293	\$2,290.00	Cut	Shawn McEntee	74-76-150	\$1,000.00
T-12	Greg Norman	74-71-67-70-282	\$21,900.00	T-63	Greg Twigg	71-73-74-75-293	\$2,290.00	Cut	Lindy Miller	73-77-150	\$1,000.00
T-12	Mike Sullivan	76-66-67-73-282	\$21,900.00	65	Mark McCumber	70-73-74-77-294	\$2,260.00	Cut	Sammy Rachels	76-74-150	\$1,000.00
T-12	Mark Wiebe	71-70-69-72-282	\$21,900.00	66	Hubert Green	69-73-76-77-295	\$2,240.00	Cut	Jim Carter	80-71-151	\$1,000.00
T-17	Isao Aoki	72-71-65-75-283	\$15,000.00	67	Jodie Mudd	71-70-80-75-296	\$2,220.00	Cut	Bob Ford	79-72-151	\$1,000.00
T-17	Ben Crenshaw	68-72-72-71-283	\$15,000.00	68	Dave Stockton	76-69-75-77-297	\$2,200.00	Cut	Ray Freeman	74-77-151	\$1,000.00
T-17	Buddy Gardner	72-71-70-70-283	\$15,000.00	69	Ronnie Black	73-70-74-82-299	\$2,180.00	Cut	John Jackson	75-76-151	\$1,000.00
T-17	Davis Love III	73-69-72-69-283	\$15,000.00	70	Curt Byrum	73-71-76-87-307	\$2,170.00	Cut	Gary Robinson	80-71-151	\$1,000.00
T-17	Blaine McCallister	71-72-70-70-283	\$15,000.00	Cut	Billy Andrade	73-73-146	\$1,000.00	Cut	Ron Vlosich	77-74-151	\$1,000.00
T-17	Larry Mize	73-71-68-71-283	\$15,000.00	Cut	Dave Barr	76-70-146	\$1,000.00	Cut	Bobby Wadkins	75-76-151	\$1,000.00
T-17	Chris Perry	67-70-70-76-283	\$15,000.00	Cut	Fred Couples	73-73-146	\$1,000.00	Cut	Brad Faxon	75-77-152	\$1,000.00
T-24	Tommy Armour	70-69-73-72-284	\$10,000.00	Cut	Jim Hallet	72-74-146	\$1,000.00	Cut	Jeff Jackson	73-79-152	\$1,000.00
T-24	Dan Pohl	71-69-74-70-284	\$10,000.00	Cut	Stu Ingraham	70-76-146	\$1,000.00	Cut	Bob Mann	77-75-152	\$1,000.00
T-24	Jeff Sluman	75-70-69-70-284	\$10,000.00	Cut	Gil Morgan	73-73-146	\$1,000.00	Cut	Fulton Allem	79-74-153	\$1,000.00
T-27	David Frost	70-74-69-72-285	\$7,535.71	Cut	Ted Schulz	72-74-146	\$1,000.00	Cut	Paul Azinger	74-79-153	\$1,000.00
T-27	Mike Hulbert	70-71-72-72-285	\$7,535.72	Cut	Hal Sutton	76-70-146	\$1,000.00	Cut	Jim Cichra	75-78-153	\$1,000.00
T-27	Peter Jacobsen	70-70-73-72-285	\$7,535.71	Cut	Scott Verplank	73-73-146	\$1,000.00	Cut	David Graham	79-74-153	\$1,000.00
T-27	Jack Nicklaus	68-72-73-72-285	\$7,535.72	Cut	Ken Allard	76-71-147	\$1,000.00	Cut	Mark Brooks	75-80-155	\$1,000.00
T-27	Tim Simpson	69-70-73-73-285	\$7,535.71	Cut	John Huston	74-73-147	\$1,000.00	Cut	Robert Gibbons	77-78-155	\$1,000.00
T-27	Brian Tennyson	71-69-72-73-285	\$7,535.71	Cut	Andrew Magee	74-73-147	\$1,000.00	Cut	Jerry Tucker	77-78-155	\$1,000.00
T-27	Howard Twitty	72-71-68-74-285	\$7,535.72	Cut	Chris Mitchell	74-73-147	\$1,000.00	Cut	Bruce Lehnard	82-74-156	\$1,000.00
T-34	Ian Baker-Finch	74-68-70-74-286	\$5,750.00	Cut	Mark O'Meara	68-79-147	\$1,000.00	Cut	Ed Terasa	77-79-156	\$1,000.00
T-34	Chip Beck	73-71-69-73-286	\$5,750.00	Cut	José María Olazábal	73-74-147	\$1,000.00	Cut	Ed Whitman	79-77-156	\$1,000.00
T-34	Bob Gilder	72-72-74-68-286	\$5,750.00	Cut	Robert Wrenn	73-74-147	\$1,000.00	Cut	Don Brigham	77-80-157	\$1,000.00
T-34	Tom Kite	67-73-72-74-286	\$5,750.00	Cut	Fuzzy Zoeller	75-72-147	\$1,000.00	Cut	Gene Fieger	76-81-157	\$1,000.00
T-34	Don Pooley	70-71-72-73-286	\$5,750.00	Cut	Bob Betley	73-75-148	\$1,000.00	Cut	Bill King	83-74-157	\$1,000.00
T-34	Loren Roberts	69-71-72-74-286	\$5,750.00	Cut	Jay Don Blake	74-74-148	\$1,000.00	Cut	David Ogriin	77-80-157	\$1,000.00
T-34	Leonard Thompson	66-69-73-78-286	\$5,750.00	Cut	Mike Donald	76-72-148	\$1,000.00	Cut	Bob Groff	78-80-158	\$1,000.00
T-41	Bill Britton	75-67-71-74-287	\$4,260.00	Cut	Gregg Jones	77-71-148	\$1,000.00	Cut	Wally Kuchar	81-77-158	\$1,000.00
T-41	David Edwards	69-72-72-74-287	\$4,260.00	Cut	Kenny Knox	79-69-148	\$1,000.00	Cut	Bob Klein	78-82-160	\$1,000.00
T-41	Steve Elkington	69-75-71-72-287	\$4,260.00	Cut	Roger Maltbie	74-74-148	\$1,000.00	Cut	Lonnie Nielsen	80-80-160	\$1,000.00
T-41	Bob Lohr	75-69-69-74-287	\$4,260.00	Cut	Joe Ozaki	75-73-148	\$1,000.00	Cut	Mark Gardner	80-81-161	\$1,000.00
T-41	Steve Pate	70-72-74-71-287	\$4,260.00	Cut	Joey Sindelar	71-77-148	\$1,000.00	Cut	Ralph Landrum	79-82-161	\$1,000.00
T-46	Raymond Floyd	73-71-70-74-288	\$3,220.00	Cut	Steve Spray	74-74-148	\$1,000.00	Cut	Rick Meskell	81-82-163	\$1,000.00
T-46	Wayne Grady	70-75-72-71-288	\$3,220.00	Cut	Lanny Wadkins	74-74-148	\$1,000.00	Cut	Greg Frederick	82-83-165	\$1,000.00
T-46	Bruce Lietzke	70-72-73-73-288	\$3,220.00	Cut	Bob Boyd	77-72-149	\$1,000.00	Cut	John Traub	92-79-171	\$1,000.00
T-46	Larry Nelson	71-74-68-75-288	\$3,220.00	Cut	Billy Ray Brown	74-75-149	\$1,000.00	Cut	Emil Esposito	87-87-174	\$1,000.00
T-46	Nick Price	70-72-72-74-288	\$3,220.00	Cut	Bobby Heins	75-74-149	\$1,000.00	WD	Ken Green	75	\$1,000.00

1988

The 70th PGA Championship was played at difficult Oak Tree

Golf Club in Edmond, Okla., rated as one of the hardest courses in the country. Understandably, players were concerned that scores would be high. Instead, the 1988 PGA Championship

turned out to be the second easiest in Championship history. This made for some exciting golf, as second-round leader Paul Azinger made a hole-in-one, which was witnessed live by millions on TV during the third round. Even with Azinger having a hot hand the entire week, Jeff Sluman proved to be hotter, when he fired a final-round 65. The round included an eagle-3 on the par-5 fifth hole, where Sluman holed a 100-yard wedge.

Champion: Jeff Sluman, Naples, Fla.


Site: Oak Tree GC, Edmond, Okla.

Date: Aug. 11-14

Purse: \$1,000,000

Par: 36-35-71 (7,015 Yards)

Field: 150 Cut at 144 72 players advanced



	Course Avg	Under Par	At Par	Over Par	Round Leader	Low Round	Jeff Sluman
Round 1:	73.6	31	12	107	Bob Gilder	66 - Bob Gilder	69 - T-13
Round 2:	73.1	44	19	86	Paul Azinger	64 - Dave Rummells	139 - (70) T-12
Round 3:	73.1	18	4	50	Paul Azinger	67 - McNulty, Price	207 - (68) 3rd
Round 4:	72.7	17	8	46	Jeff Sluman	65 - Jeff Sluman	272 - (65) 1st
Totals:	73.02	110	43	289			

Championship Summary

Place	Name	Score	Winnings	Place	Name	Score	Winnings	Place	Name	Score	Winnings
1	Jeff Sluman	69-70-68-65-272	\$160,000.00	T-48	Denis Watson	70-70-79-70-289	\$2,231.25	Cut	Woody Fitzhugh	74-75-149	\$1,000.00
2	Paul Azinger	67-66-71-71-275	\$100,000.00	T-52	Scott Bess	74-69-73-74-290	\$2,092.50	Cut	Morris Hatafsky	76-73-149	\$1,000.00
3	Tommy Nakajima	69-68-74-67-278	\$70,000.00	T-52	Rodger Davis	73-69-76-72-290	\$2,092.50	Cut	Ralph Landrum	75-74-149	\$1,000.00
T-4	Tom Kite	72-69-71-67-279	\$45,800.00	T-52	Ed Fiori	71-69-76-74-290	\$2,092.50	Cut	Tom Purtzer	75-74-149	\$1,000.00
T-4	Nick Faldo	67-71-70-71-279	\$45,800.00	T-52	Jodie Mudd	70-73-77-70-290	\$2,092.50	Cut	Scott Verplank	77-72-149	\$1,000.00
T-6	Bob Gilder	66-75-71-68-280	\$32,500.00	T-52	D.A. Weibring	72-72-73-73-290	\$2,092.50	Cut	Wayne Grady	76-74-150	\$1,000.00
T-6	Dave Rummells	73-64-68-75-280	\$32,500.00	T-52	Robert Wrenn	72-68-73-77-290	\$2,092.50	Cut	Mike Hulbert	73-77-150	\$1,000.00
8	Dan Pohl	69-71-70-71-281	\$28,000.00	T-58	John Inman	73-69-75-74-291	\$1,990.00	Cut	Larry Mize	73-77-150	\$1,000.00
T-9	Raymond Floyd	68-68-74-72-282	\$21,500.00	T-58	Bob Makoski	69-72-72-78-291	\$1,990.00	Cut	Arnold Palmer	74-76-150	\$1,000.00
T-9	Steve Jones	69-68-72-73-282	\$21,500.00	T-58	Don Pooley	72-69-73-77-291	\$1,990.00	Cut	Tom Wargo	78-72-150	\$1,000.00
T-9	Kenny Knox	72-69-68-73-282	\$21,500.00	T-58	Peter Senior	68-73-74-76-291	\$1,990.00	Cut	Keith Clearwater	77-74-151	\$1,000.00
T-9	Greg Norman	68-71-72-71-282	\$21,500.00	T-62	Bruce Lietzke	70-72-76-74-292	\$1,930.00	Cut	Mike Donald	75-76-151	\$1,000.00
T-9	Mark O'Meara	70-71-70-71-282	\$21,500.00	T-62	Steve Pate	71-72-72-77-292	\$1,930.00	Cut	Bernhard Langer	74-77-151	\$1,000.00
T-9	Payne Stewart	70-69-70-73-282	\$21,500.00	64	Mike Reid	68-71-79-75-293	\$1,900.00	Cut	Bob Mann	78-73-151	\$1,000.00
T-15	John Mahaffey	71-71-70-71-283	\$16,500.00	65	Gibby Gilbert	72-72-74-76-294	\$1,880.00	Cut	Mark McCumber	76-75-151	\$1,000.00
T-15	Craig Stadler	68-73-75-67-283	\$16,500.00	T-66	Jim Carter	73-68-76-78-295	\$1,840.00	Cut	Jack Nicklaus	72-79-151	\$1,000.00
T-17	Mark Calcavecchia	73-69-70-72-284	\$11,500.00	T-66	Hal Sutton	69-74-75-77-295	\$1,840.00	Cut	Jim Weeden	75-76-151	\$1,000.00
T-17	Ben Crenshaw	70-71-69-74-284	\$11,500.00	T-66	Bobby Wadkins	75-69-76-75-295	\$1,840.00	Cut	Jim Albus	80-72-152	\$1,000.00
T-17	David Graham	70-67-73-74-284	\$11,500.00	69	Andrew Magee	71-73-74-79-297	\$1,800.00	Cut	Russ Cochran	76-76-152	\$1,000.00
T-17	Mark McNulty	73-70-67-74-284	\$11,500.00	70	Doug Tewell	70-68-81-79-298	\$1,800.00	Cut	Jim Dickson	74-78-152	\$1,000.00
T-17	Jay Overton	68-66-76-74-284	\$11,500.00	71	Dick Mast	71-72-72-85-300	\$1,800.00	Cut	Gregg Jones	76-76-152	\$1,000.00
T-17	Corey Pavin	71-70-75-68-284	\$11,500.00	Cut	Dave Barr	74-71-145	\$1,000.00	Cut	Mike Malaska	77-75-152	\$1,000.00
T-17	Nick Price	74-70-67-73-284	\$11,500.00	Cut	Jim Benepe	71-74-145	\$1,000.00	Cut	Lonnie Nielsen	78-74-152	\$1,000.00
T-17	Richard Zokol	70-70-74-70-284	\$11,500.00	Cut	Curt Byrum	79-66-145	\$1,000.00	Cut	Michael Burke Jr.	78-75-153	\$1,000.00
T-25	Ronnie Black	71-71-70-73-285	\$6,666.66	Cut	Tom Byrum	73-72-145	\$1,000.00	Cut	Gene Fieger	75-78-153	\$1,000.00
T-25	Jay Don Blake	71-73-72-69-285	\$6,666.67	Cut	Fred Couples	74-71-145	\$1,000.00	Cut	Bob Lendzion	78-75-153	\$1,000.00
T-25	David Edwards	71-69-77-68-285	\$6,666.67	Cut	Seve Ballesteros	71-75-146	\$1,000.00	Cut	Benny Passons	78-75-153	\$1,000.00
T-25	Scott Hoch	74-69-68-74-285	\$6,666.67	Cut	Brad Faxon	78-68-146	\$1,000.00	Cut	Dana Quigley	79-74-153	\$1,000.00
T-25	Blaine McCallister	73-67-75-70-285	\$6,666.66	Cut	Gary Hallberg	73-73-146	\$1,000.00	Cut	Bill Brodell	79-75-154	\$1,000.00
T-25	Lanny Wadkins	74-69-70-72-285	\$6,666.67	Cut	Bob Lohr	75-71-146	\$1,000.00	Cut	Mark Brooks	80-74-154	\$1,000.00
T-31	Chip Beck	67-72-73-74-286	\$4,842.85	Cut	Mac O'Grady	70-76-146	\$1,000.00	Cut	Darrell Kestner	78-76-154	\$1,000.00
T-31	Steve Elkington	73-70-74-69-286	\$4,842.86	Cut	Scott Simpson	74-72-146	\$1,000.00	Cut	Mike Lawrence	79-75-154	\$1,000.00
T-31	Donnie Hammond	72-72-73-69-286	\$4,842.86	Cut	Tim Simpson	72-74-146	\$1,000.00	Cut	Bob Menne	77-77-154	\$1,000.00
T-31	Gary Koch	72-65-78-71-286	\$4,842.86	Cut	Fulton Allem	73-74-147	\$1,000.00	Cut	Ray Freeman	75-81-156	\$1,000.00
T-31	Rocco Mediate	68-74-70-74-286	\$4,842.86	Cut	Ken Brown	74-73-147	\$1,000.00	Cut	Mark Gurnow	78-78-156	\$1,000.00
T-31	Curtis Strange	72-72-73-69-286	\$4,842.86	Cut	Bob Eastwood	75-72-147	\$1,000.00	Cut	Jay Lumpkin	74-82-156	\$1,000.00
T-31	Tom Watson	72-68-74-72-286	\$4,842.85	Cut	Ken Green	74-73-147	\$1,000.00	Cut	David Glenz	79-78-157	\$1,000.00
T-38	Isao Aoki	73-71-70-73-287	\$3,211.11	Cut	Bob Groff	72-75-147	\$1,000.00	Cut	Lynn Janson	77-80-157	\$1,000.00
T-38	Tom Brannen	70-71-74-72-287	\$3,211.11	Cut	Clarence Rose	73-74-147	\$1,000.00	Cut	John Paesani	79-78-157	\$1,000.00
T-38	Jay Haas	73-71-71-72-287	\$3,211.11	Cut	Gene Sauers	74-73-147	\$1,000.00	Cut	Mike San Filippo	80-77-157	\$1,000.00
T-38	Jim Hallet	72-68-74-73-287	\$3,211.12	Cut	Tom Sieckmann	73-74-147	\$1,000.00	Cut	Bob Klein	81-77-158	\$1,000.00
T-38	Hale Irwin	74-70-72-71-287	\$3,211.11	Cut	Joey Sindelar	74-73-147	\$1,000.00	Cut	Jim Sobb	78-80-158	\$1,000.00
T-38	David Ishii	73-71-74-69-287	\$3,211.11	Cut	Fuzzy Zoeller	74-73-147	\$1,000.00	Cut	Carl Poche	80-79-159	\$1,000.00
T-38	Larry Nelson	70-71-76-70-287	\$3,211.11	Cut	David Frost	75-73-148	\$1,000.00	Cut	Jeff Roth	77-82-159	\$1,000.00
T-38	Calvin Peete	74-66-74-73-287	\$3,211.11	Cut	Gil Morgan	76-72-148	\$1,000.00	Cut	Rick Vershure	78-81-159	\$1,000.00
T-38	Mark Wiebe	74-68-73-72-287	\$3,211.11	Cut	Andy North	74-74-148	\$1,000.00	Cut	Don Brigham	79-83-162	\$1,000.00
47	Peter Jacobsen	73-68-75-72-288	\$2,400.00	Cut	Sam Randolph	73-75-148	\$1,000.00	Cut	Dwight Nevil	81-84-165	\$1,000.00
T-48	John Cook	67-69-76-77-289	\$2,231.25	Cut	David Thore	78-70-148	\$1,000.00	WD	Bill Glasson	83	\$1,000.00
T-48	Dave Stockton	70-69-75-75-289	\$2,231.25	Cut	Lee Trevino	77-71-148	\$1,000.00	WD	Ian Woosnam	78-79-157	\$1,000.00
T-48	Bob Tway	71-71-70-77-289	\$2,231.25	Cut	Andy Bean	78-71-149	\$1,000.00	WD	Hubert Green	74-69-83-226	\$1,000.00

1987

The 1987 PGA Championship, played at the home of The PGA of America on the difficult Champion Course at PGA National Golf Club, produced the highest winning score in PGA Championship history. A final round of even-par 72 brought 1981 PGA Champion Larry Nelson from three strokes off the pace to tie another former champion, Lanny Wadkins, at 287. Nelson won with a par 4 on the first extra hole (No. 10) to become the 15th multiple winner of the PGA Championship.


Champion: Larry Nelson, Marietta, Ga.

Site: PGA National GC, Palm Beach Gardens, Fla.

Date: Aug. 6-9 **Purse:** \$900,000

Par: 36-36-72 (7,002 Yards)

Field: 150 **Cut at 151** **74 players advanced**



	Course Avg	Under Par	At Par	Over Par	Round Leader	Low Round	Larry Nelson
Round 1:	76.6	15	7	126	Bobby Wadkins	68 - Bobby Wadkins	70 - T-4
Round 2:	76.6	16	11	120	L. Wadkins, Floyd	69 - Jeff Sluman	142 - (72) T-5
Round 3:	74.7	14	4	56	Weibring, McCumber	67 - D.A. Weibring	215 - (73) T-7
Round 4:	75.6	8	7	58	Larry Nelson	69 - Dan Pohl	287 - (72) T-1
Totals:	76.15	53	29	360			

Championship Summary

Place	Name	Score	Winnings	Place	Name	Score	Winnings	Place	Name	Score	Winnings
1	Larry Nelson	70-72-73-72-287	\$150,000.00	T-47	Donnie Hammond	76-74-79-71-300	\$2,400.00	Cut	David Glenz	77-80-157	\$1,000.00
2	Lanny Wadkins	70-70-74-73-287	\$90,000.00	T-47	Tom Purtzer	75-73-81-71-300	\$2,400.00	Cut	Mike Hulbert	73-84-157	\$1,000.00
T-3	Scott Hoch	74-74-71-69-288	\$58,750.00	T-47	Mike Reid	71-79-74-76-300	\$2,400.00	Cut	Davis Love III	74-83-157	\$1,000.00
T-3	D.A. Weibring	73-72-67-76-288	\$58,750.00	T-47	Scott Simpson	78-73-76-73-300	\$2,400.00	Cut	Corey Pavin	78-79-157	\$1,000.00
T-5	Mark McCumber	74-69-69-77-289	\$37,500.00	T-47	Bob Tway	78-71-76-75-300	\$2,400.00	Cut	Wheeler Stewart	80-77-157	\$1,000.00
T-5	Don Pooley	73-71-73-72-289	\$37,500.00	T-56	Chip Beck	75-74-72-80-301	\$1,856.00	Cut	Doug Tewell	77-80-157	\$1,000.00
T-7	Ben Crenshaw	72-70-74-74-290	\$27,500.00	T-56	Hubert Green	74-73-80-74-301	\$1,856.00	Cut	Dan Forsman	78-80-158	\$1,000.00
T-7	Bobby Wadkins	68-74-71-77-290	\$27,500.00	T-56	Morris Hatafsky	76-75-75-75-301	\$1,856.00	Cut	Kenny Knox	80-78-158	\$1,000.00
9	Curtis Strange	70-76-71-74-291	\$22,500.00	T-56	Lonnie Nielsen	78-73-74-76-301	\$1,856.00	Cut	Wayne Levi	76-82-158	\$1,000.00
T-10	Seve Ballesteros	72-70-72-78-292	\$17,000.00	T-56	Mike Sullivan	73-72-74-82-301	\$1,856.00	Cut	Pat McGowan	78-80-158	\$1,000.00
T-10	David Frost	75-70-71-76-292	\$17,000.00	T-61	Steve Jones	72-75-74-81-302	\$1,740.00	Cut	Peter Oakley	83-75-158	\$1,000.00
T-10	Tom Kite	72-77-71-72-292	\$17,000.00	T-61	Steve Pate	76-73-76-77-302	\$1,740.00	Cut	Dana Quigley	79-79-158	\$1,000.00
T-10	Nick Price	76-71-70-75-292	\$17,000.00	T-61	Jim Woodward	79-72-69-82-302	\$1,740.00	Cut	Tom Wargo	84-74-158	\$1,000.00
T-14	Curt Byrum	74-75-68-76-293	\$10,750.00	64	Fuzzy Zoeller	76-71-76-80-303	\$1,700.00	Cut	Paul Azinger	82-77-159	\$1,000.00
T-14	David Edwards	69-75-77-72-293	\$10,750.00	T-65	Andy Bean	73-78-76-79-306	\$1,650.00	Cut	Mark Calcavecchia	79-80-159	\$1,000.00
T-14	Raymond Floyd	70-70-73-80-293	\$10,750.00	T-65	John Mahaffey	77-72-77-80-306	\$1,650.00	Cut	Joey Sindelar	80-79-159	\$1,000.00
T-14	Dan Pohl	71-78-75-69-293	\$10,750.00	T-65	Arnold Palmer	76-75-79-76-306	\$1,650.00	Cut	Dave Stockton	79-80-159	\$1,000.00
T-14	Jeff Sluman	72-69-78-74-293	\$10,750.00	T-65	Mark Wiebe	78-73-75-80-306	\$1,650.00	Cut	Isao Aoki	82-78-160	\$1,000.00
T-14	Tom Watson	70-79-73-71-293	\$10,750.00	69	Ray Freeman	71-77-74-85-307	\$1,600.04	Cut	Keith Clearwater	85-75-160	\$1,000.00
20	Peter Jacobsen	73-75-73-73-294	\$8,500.00	70	Greg Norman	73-78-79-79-309	\$1,600.03	Cut	Rick Fehr	82-78-160	\$1,000.00
T-21	Jim Hallet	73-78-73-71-295	\$7,500.00	71	Lindy Miller	73-78-82-78-311	\$1,600.02	Cut	Gary Hallberg	74-86-160	\$1,000.00
T-21	Bernhard Langer	70-78-77-70-295	\$7,500.00	72	John Jackson	77-74-84-78-313	\$1,600.01	Cut	Jodie Mudd	85-76-161	\$1,000.00
T-21	Gil Morgan	75-74-70-76-295	\$7,500.00	73	Lon Hinkle	74-76-79-89-318	\$1,600.00	Cut	Don Padgett	81-80-161	\$1,000.00
T-24	Ken Brown	73-74-73-76-296	\$5,975.00	Cut	Tommy Nakajima	78-74-152	\$1,000.00	Cut	Clarence Rose	81-80-161	\$1,000.00
T-24	Jack Nicklaus	76-73-74-73-296	\$5,975.00	Cut	J.C. Snead	73-79-152	\$1,000.00	Cut	Mike San Filippo	80-81-161	\$1,000.00
T-24	Gene Sauers	76-74-68-78-296	\$5,975.00	Cut	Danny Edwards	77-76-153	\$1,000.00	Cut	Ian Woosnam	86-75-161	\$1,000.00
T-24	Payne Stewart	72-75-75-74-296	\$5,975.00	Cut	Brad Faxon	77-76-153	\$1,000.00	Cut	Lennie Clements	86-76-162	\$1,000.00
T-28	Ronnie Black	76-70-76-75-297	\$4,383.34	Cut	Ernie Gonzalez	77-76-153	\$1,000.00	Cut	Ted Goin	82-80-162	\$1,000.00
T-28	Bobby Clampett	71-72-77-77-297	\$4,383.33	Cut	Andy North	75-78-153	\$1,000.00	Cut	Bob Lenzion	78-84-162	\$1,000.00
T-28	Russ Cochran	73-76-69-79-297	\$4,383.34	Cut	Jack Seltzer	78-75-153	\$1,000.00	Cut	Dwight Nevil	85-77-162	\$1,000.00
T-28	John Cook	76-70-72-79-297	\$4,383.33	Cut	Tom Brannen	76-78-154	\$1,000.00	Cut	Rick Acton	79-85-164	\$1,000.00
T-28	Brad Fabel	73-73-77-74-297	\$4,383.33	Cut	Fred Couples	80-74-154	\$1,000.00	Cut	Bob Groff	83-81-164	\$1,000.00
T-28	Nick Faldo	73-73-77-74-297	\$4,383.34	Cut	Gibby Gilbert	75-79-154	\$1,000.00	Cut	Bob Lohr	75-89-164	\$1,000.00
T-28	Jay Haas	74-70-76-77-297	\$4,383.33	Cut	David Graham	79-75-154	\$1,000.00	Cut	Scott Oulds	79-85-164	\$1,000.00
T-28	Bruce Lietzke	75-76-74-72-297	\$4,383.33	Cut	Blaine McCallister	74-80-154	\$1,000.00	Cut	Jay Overton	81-83-164	\$1,000.00
T-28	Roger Maltbie	74-72-75-76-297	\$4,383.33	Cut	Jim Thorpe	75-79-154	\$1,000.00	Cut	Tom Tatum	83-81-164	\$1,000.00
T-28	Chris Perry	75-75-74-73-297	\$4,383.34	Cut	Fred Wardsworth	78-76-154	\$1,000.00	Cut	David Gosiewski	88-77-165	\$1,000.00
T-28	Craig Stadler	75-72-75-75-297	\$4,383.33	Cut	Larry Gilbert	74-81-155	\$1,000.00	Cut	Bruce Lehnhard	84-82-166	\$1,000.00
T-28	Hal Sutton	73-74-74-76-297	\$4,383.33	Cut	Ken Green	75-80-155	\$1,000.00	Cut	Mike Schuchart	82-84-166	\$1,000.00
T-40	Phil Blackmar	74-72-80-72-298	\$3,400.00	Cut	Steve Heckel	76-79-155	\$1,000.00	Cut	Jeff Bailey	84-84-168	\$1,000.00
T-40	Denis Watson	76-75-72-75-298	\$3,400.00	Cut	Jim Kallam	79-76-155	\$1,000.00	Cut	Paul Ryiz	84-84-168	\$1,000.00
T-40	Robert Wrenn	75-72-76-75-298	\$3,400.00	Cut	Mark O'Meara	77-78-155	\$1,000.00	Cut	Tony Milam	83-87-170	\$1,000.00
T-43	Bobby Cole	71-74-75-79-299	\$3,050.00	Cut	George Burns	73-83-156	\$1,000.00	Cut	Jim Petralia	91-80-171	\$1,000.00
T-43	Buddy Gardner	75-74-79-71-299	\$3,050.00	Cut	Rodger Davis	79-77-156	\$1,000.00	Cut	Jack Kiefer	84-88-172	\$1,000.00
T-43	Mac O'Grady	78-70-71-80-299	\$3,050.00	Cut	Mark Hayes	75-81-156	\$1,000.00	Cut	Dick Goetz	86-87-173	\$1,000.00
T-43	Tim Simpson	71-70-81-77-299	\$3,050.00	Cut	Larry Mize	75-81-156	\$1,000.00	Cut	Jack Mckelvey	83-90-173	\$1,000.00
T-47	Bob Betley	72-79-77-72-300	\$2,400.00	Cut	José Maria Olazábal	79-77-156	\$1,000.00	WD	Calvin Peete	75	\$1,000.00
T-47	Tom Byrum	79-72-76-73-300	\$2,400.00	Cut	Tony Sills	81-75-156	\$1,000.00	WD	Johnny Miller	76	\$1,000.00
T-47	T.C. Chen	76-75-76-73-300	\$2,400.00	Cut	Howard Twitty	79-77-156	\$1,000.00	WD	Mark McNulty	73-73-75-221	\$1,000.00
T-47	Fred Funk	69-79-79-73-300	\$2,400.00	Cut	Steve Veriato	76-80-156	\$1,000.00	DQ	James Blair		\$1,000.00

1986

Bob Tway became the first player in modern history to win the PGA Championship with a birdie on the 72nd hole when he holed a shot from a green-side bunker. The Tour sophomore began the final round four strokes behind Greg Norman, who led the first three rounds.

Tway, who shot a third-round Championship record-tying 64, caught Norman on the back nine, shooting a closing 1-under-par 70 to the Australian's 76. PGA Club Professional Lonnie Nielsen of East Aurora, N.Y., tied for 11th at 284.

Champion: Bob Tway, Edmond, Okla.

Site: Inverness Club, Toledo, Ohio

Date: Aug. 7-10 **Purse:** \$801,100

Par: 35-36-71 (6,982 Yards)

Field: 150 **Cut at:** 146 **73 players advanced**



	Course Avg	Under Par	At Par	Over Par	Round Leader	Low Round	Bob Tway
Round 1:	73.2	25	20	105	Greg Norman	65 - Greg Norman	72 - T-44
Round 2:	73.9	23	12	115	Greg Norman	67 - P. Stewart, J. Thorpe, M. Wiebe	142 - (70) T-17
Round 3:	71.9	20	9	44	Greg Norman	64 - Bob Tway	206 - (64) 2nd
Round 4:	73.4	9	12	51	Bob Tway	67 - David Graham	276 - (70) 1st
Totals:	73.32	76	52	315			

Championship Summary

Place	Name	Score	Winnings	Place	Name	Score	Winnings	Place	Name	Score	Winnings
1	Bob Tway	72-70-64-70-276	\$140,000.00	T-47	Tommy Nakajima	71-73-71-76-291	\$2,250.00	Cut	Brad Faxon	77-72-149	\$1,000.00
2	Greg Norman	65-68-69-76-278	\$80,000.00	T-47	Mark Wiebe	75-67-72-77-291	\$2,250.00	Cut	Larry Gilbert	73-76-149	\$1,000.00
3	Peter Jacobsen	68-70-70-71-279	\$60,000.00	T-53	Andy Bean	74-70-72-76-292	\$1,740.42	Cut	John Mahaffey	71-78-149	\$1,000.00
4	D.A. Weibring	71-72-68-69-280	\$42,865.00	T-53	Phil Blackmar	67-73-79-73-292	\$1,740.41	Cut	Gil Morgan	77-72-149	\$1,000.00
T-5	Bruce Lietzke	69-71-70-71-281	\$32,500.00	T-53	John Cook	71-72-75-74-292	\$1,740.42	Cut	Peter Oakley	72-77-149	\$1,000.00
T-5	Payne Stewart	70-67-72-72-281	\$32,500.00	T-53	Bob Gilder	69-75-73-75-292	\$1,740.42	Cut	Manuelo Pinero	76-73-149	\$1,000.00
T-7	David Graham	75-69-71-67-282	\$20,833.33	T-53	Jay Haas	69-77-74-72-292	\$1,740.42	Cut	Curtis Strange	74-75-149	\$1,000.00
T-7	Mike Hulbert	69-68-74-71-282	\$20,833.34	T-53	Mark McCumber	71-74-68-79-292	\$1,740.42	Cut	Seve Ballesteros	74-76-150	\$1,000.00
T-7	Jim Thorpe	71-67-73-71-282	\$20,833.33	T-53	Larry Mize	69-76-75-72-292	\$1,740.41	Cut	Gary Hardin	77-73-150	\$1,000.00
10	Doug Tewell	73-71-68-71-283	\$15,000.00	T-53	Steve Pate	76-69-71-76-292	\$1,740.42	Cut	Lynn Janson	74-76-150	\$1,000.00
T-11	Ben Crenshaw	72-73-72-67-284	\$12,000.00	T-53	Clarence Rose	73-71-72-76-292	\$1,740.41	Cut	Kenny Knox	74-76-150	\$1,000.00
T-11	Donnie Hammond	70-71-68-75-284	\$12,000.00	T-53	Joey Sindelar	74-72-73-73-292	\$1,740.42	Cut	Bob Lohr	74-76-150	\$1,000.00
T-11	Lonnie Nielsen	73-69-72-70-284	\$12,000.00	T-53	Dave Stockton	70-75-74-73-292	\$1,740.42	Cut	Pat McGowan	76-74-150	\$1,000.00
T-11	Lee Trevino	71-74-69-70-284	\$12,000.00	T-53	Mike Sullivan	72-73-74-73-292	\$1,740.41	Cut	Tim Simpson	73-77-150	\$1,000.00
T-11	Lanny Wadkins	71-75-70-68-284	\$12,000.00	65	James Blair	72-74-72-75-293	\$1,600.00	Cut	Larry Webb	76-74-150	\$1,000.00
T-16	Chip Beck	71-73-71-70-285	\$8,500.00	66	Gary Koch	68-77-74-75-294	\$1,590.00	Cut	Jim White	75-75-150	\$1,000.00
T-16	Jack Nicklaus	70-68-72-75-285	\$8,500.00	67	Lennie Clements	71-75-72-77-295	\$1,580.00	Cut	Ken Allard	75-76-151	\$1,000.00
T-16	Don Pooley	71-74-69-71-285	\$8,500.00	68	David Edwards	72-69-76-79-296	\$1,570.00	Cut	Paul Azinger	72-79-151	\$1,000.00
T-16	Tony Sils	71-72-69-73-285	\$8,500.00	69	Bob Murphy	73-73-74-77-297	\$1,560.00	Cut	Bill Schumaker	74-77-151	\$1,000.00
T-16	Tom Watson	72-69-72-72-285	\$8,500.00	70	Ken Brown	73-73-72-80-298	\$1,550.00	Cut	Rick Vershure	75-76-151	\$1,000.00
T-21	Ronnie Black	68-71-74-73-286	\$6,120.00	71	Denis Watson	71-74-77-77-299	\$1,550.00	Cut	Ed Dougherty	74-78-152	\$1,000.00
T-21	David Frost	70-73-68-75-286	\$6,120.00	72	J.C. Snead	70-76-75-79-300	\$1,550.00	Cut	Danny Edwards	72-80-152	\$1,000.00
T-21	Wayne Grady	68-76-71-71-286	\$6,120.00	Cut	Jim Colbert	74-73-147	\$1,000.00	Cut	Bill Glasson	79-73-152	\$1,000.00
T-21	Corey Pavin	71-72-70-73-286	\$6,120.00	Cut	Nick Faldo	76-71-147	\$1,000.00	Cut	Ossie Moore	76-76-152	\$1,000.00
T-21	Hal Sutton	73-71-70-72-286	\$6,120.00	Cut	Pat Fitzsimons	73-74-147	\$1,000.00	Cut	Jay Overton	72-80-152	\$1,000.00
T-26	Ken Green	71-72-71-73-287	\$4,900.00	Cut	Raymond Floyd	76-71-147	\$1,000.00	Cut	Arnold Palmer	75-77-152	\$1,000.00
T-26	Hale Irwin	76-70-73-68-287	\$4,900.00	Cut	Mark Hayes	73-74-147	\$1,000.00	Cut	Wheeler Stewart	76-76-152	\$1,000.00
T-26	Tom Kite	72-73-71-71-287	\$4,900.00	Cut	Barry Jaekel	73-74-147	\$1,000.00	Cut	Leonard Thompson	79-73-152	\$1,000.00
T-26	Dan Pohl	71-71-74-71-287	\$4,900.00	Cut	Bernhard Langer	73-74-147	\$1,000.00	Cut	Jose Marie Canizares	72-81-153	\$1,000.00
T-30	Wayne Levi	68-73-71-76-288	\$4,000.00	Cut	Andrew Magee	74-73-147	\$1,000.00	Cut	Jeff Foxx	78-75-153	\$1,000.00
T-30	Calvin Peete	72-73-69-74-288	\$4,000.00	Cut	Mark McNulty	75-72-147	\$1,000.00	Cut	Nick Price	75-78-153	\$1,000.00
T-30	Gene Sauers	69-73-70-76-288	\$4,000.00	Cut	Kevin Morris	74-73-147	\$1,000.00	Cut	Steve Veriato	72-81-153	\$1,000.00
T-30	Jeff Sluman	70-71-76-71-288	\$4,000.00	Cut	Andy North	72-75-147	\$1,000.00	Cut	Robert Hoyt	77-77-154	\$1,000.00
T-30	Craig Stadler	67-74-73-74-288	\$4,000.00	Cut	Mark O'Meara	73-74-147	\$1,000.00	Cut	Willie Wood	76-78-154	\$1,000.00
T-30	Ian Woosnam	72-70-75-71-288	\$4,000.00	Cut	Larry Rinker	78-69-147	\$1,000.00	Cut	Charlie Epps	77-78-155	\$1,000.00
T-36	Isao Aoki	73-69-74-73-289	\$3,400.00	Cut	Bob Ackerman	76-72-148	\$1,000.00	Cut	Dan Forsman	79-76-155	\$1,000.00
T-36	Fred Couples	69-73-72-75-289	\$3,400.00	Cut	Ray Freeman	75-73-148	\$1,000.00	Cut	Rives McBee	77-78-155	\$1,000.00
T-36	Buddy Gardner	72-73-71-73-289	\$3,400.00	Cut	Dan Halldorson	75-73-148	\$1,000.00	Cut	Dwight Nevil	79-77-156	\$1,000.00
T-36	Mark Lye	72-71-70-76-289	\$3,400.00	Cut	Masahiro Kuramoto	73-75-148	\$1,000.00	Cut	Mike San Filippo	71-85-156	\$1,000.00
T-36	Brett Upper	71-73-72-73-289	\$3,400.00	Cut	Larry Nelson	74-74-148	\$1,000.00	Cut	Roy Vucinic	76-80-156	\$1,000.00
T-41	Hubert Green	75-70-74-71-290	\$2,850.00	Cut	Mac O'Grady	72-76-148	\$1,000.00	Cut	Paul Wise	84-72-156	\$1,000.00
T-41	Scott Hoch	72-70-75-73-290	\$2,850.00	Cut	Tom Purtzer	73-75-148	\$1,000.00	Cut	Rick Acton	80-78-158	\$1,000.00
T-41	Jodie Mudd	72-73-73-72-290	\$2,850.00	Cut	Mike Schlueter	74-74-148	\$1,000.00	Cut	Gary Robinson	83-75-158	\$1,000.00
T-41	Mike Reid	71-73-70-76-290	\$2,850.00	Cut	Howard Twitty	72-76-148	\$1,000.00	Cut	Larry Babica	79-82-161	\$1,000.00
T-41	Scott Simpson	70-70-75-75-290	\$2,850.00	Cut	Fuzzy Zoeller	73-75-148	\$1,000.00	Cut	Bob Leaver	78-83-161	\$1,000.00
T-41	Bobby Wadkins	69-74-70-77-290	\$2,850.00	Cut	Scott Bess	74-75-149	\$1,000.00	Cut	Gary Ostrega	77-84-161	\$1,000.00
T-47	Dave Barr	71-73-73-74-291	\$2,250.00	Cut	George Burns	73-76-149	\$1,000.00	Cut	Gregg Jones	79-83-162	\$1,000.00
T-47	Mike Donald	74-69-73-75-291	\$2,250.00	Cut	T.M. Chen	75-74-149	\$1,000.00	Cut	Ron Wells	84-79-163	\$1,000.00
T-47	Davis Love III	70-72-72-77-291	\$2,250.00	Cut	Howard Clark	72-77-149	\$1,000.00	Cut	Paul Way	82-84-166	\$1,000.00
T-47	Roger Maltbie	73-70-74-74-291	\$2,250.00	Cut	David Duschane	75-74-149	\$1,000.00	WD	Johnny Miller	72-71-73-216	\$1,000.00

1985 Former U.S. Open Champion Hubert Green returned from virtual oblivion to out-duel defending Champion Lee Trevino at Cherry Hills Country Club in Englewood, Colo. With rounds of 66 and 68, Trevino led at the midway point, but with closing rounds of 70 and 72, Green overtook Trevino for a two-stroke victory.

Champion: Hubert Green, Birmingham, Ala.

Site: Cherry Hills CC, Englewood, Colo.

Date: Aug. 8-11 **Purse:** \$702,000

Par: 35-36-71 (7,145 Yards)

Field: 149 **Cut at:** 147 **76 players advanced**



	Course Avg	Under Par	At Par	Over Par	Round Leader	Low Round	Hubert Green
Round 1:	73.0	31	20	98	Doug Tewell	64 - Doug Tewell	67 - T-6
Round 2:	74.9	14	9	123	Lee Trevino	65 - Fred Couples	136 - (69) T-3
Round 3:	74.1	6	6	64	Hubert Green	65 - Nick Price	206 - (70) 1st
Round 4:	72.5	24	6	46	Hubert Green	65 - Tze-Ming Chen	278 - (72) 1st
Totals:	73.75	75	41	331			

Championship Summary

Place	Name	Score	Winnings	Place	Name	Score	Winnings	Place	Name	Score	Winnings
1	Hubert Green	67-69-70-72-278	\$125,000.00	T-51	Ed Fiori	70-76-76-71-293	\$1,905.00	Cut	Gary Ostrega	72-78-150	\$1,000.00
2	Lee Trevino	66-68-75-71-280	\$75,000.00	T-51	Lon Hinkle	70-75-76-72-293	\$1,905.00	Cut	Larry Rinker	75-75-150	\$1,000.00
T-3	Andy Bean	71-70-72-68-281	\$42,500.00	T-51	Howard Twitty	70-77-74-72-293	\$1,905.00	Cut	Loren Roberts	75-75-150	\$1,000.00
T-3	T. M. Chen	69-76-71-65-281	\$42,500.00	T-54	Nick Faldo	70-77-73-74-294	\$1,764.00	Cut	Clarence Rose	72-78-150	\$1,000.00
5	Nick Price	73-73-65-71-282	\$25,000.00	T-54	Bill Glasson	71-76-74-73-294	\$1,764.00	Cut	Mark Wiebe	71-79-150	\$1,000.00
T-6	Fred Couples	70-65-76-72-283	\$17,125.00	T-54	Morris Hatafsky	68-74-72-80-294	\$1,764.00	Cut	Ken Allard	74-77-151	\$1,000.00
T-6	Buddy Gardner	73-73-70-67-283	\$17,125.00	T-54	Brett Upper	72-74-73-75-294	\$1,764.00	Cut	Steve Benson	71-80-151	\$1,000.00
T-6	Corey Pavin	66-75-73-69-283	\$17,125.00	T-54	Fuzzy Zoeller	71-73-75-75-294	\$1,764.00	Cut	Scott Bess	77-74-151	\$1,000.00
T-6	Tom Watson	67-70-74-72-283	\$17,125.00	T-59	Ben Crenshaw	73-72-75-75-295	\$1,661.66	Cut	John Godwin	74-77-151	\$1,000.00
T-10	Peter Jacobsen	66-71-75-72-284	\$12,625.00	T-59	Gary Hallberg	73-74-74-74-295	\$1,661.67	Cut	Bob Lohr	69-82-151	\$1,000.00
T-10	Lanny Wadkins	70-69-73-72-284	\$12,625.00	T-59	Dave Stockton	72-72-77-74-295	\$1,661.67	Cut	Pat McGowan	73-78-151	\$1,000.00
T-12	Scott Hoch	70-73-73-69-285	\$9,016.67	T-62	Mike Donald	73-72-80-71-296	\$1,600.00	Cut	Mac O'Grady	76-75-151	\$1,000.00
T-12	Tom Kite	69-75-71-70-285	\$9,016.66	T-62	Bob Murphy	73-71-80-72-296	\$1,600.00	Cut	Tim Simpson	78-73-151	\$1,000.00
T-12	Dan Pohl	72-74-69-70-285	\$9,016.67	T-62	Don Pooley	70-71-76-79-296	\$1,600.00	Cut	Russ Cochran	75-77-152	\$1,000.00
T-12	Scott Simpson	72-68-72-73-285	\$9,016.67	T-65	Phil Blackmar	71-74-83-70-298	\$1,536.00	Cut	Dan Halldorson	75-77-152	\$1,000.00
T-12	Payne Stewart	72-72-73-68-285	\$9,016.66	T-65	Arnold Palmer	75-72-75-76-298	\$1,536.00	Cut	Drue Johnson	74-78-152	\$1,000.00
T-12	Doug Tewell	64-72-77-72-285	\$9,016.67	T-65	Ron Streck	70-76-77-75-298	\$1,536.00	Cut	Bob Leaver	78-74-152	\$1,000.00
T-18	Bob Gilder	73-70-74-69-286	\$6,600.00	T-65	Hal Sutton	69-75-76-78-298	\$1,536.00	Cut	Rick Osberg	73-79-152	\$1,000.00
T-18	Wayne Levi	72-69-74-71-286	\$6,600.00	T-65	D.A. Weibring	72-71-77-78-298	\$1,536.00	Cut	Tony Sills	73-79-152	\$1,000.00
T-18	Bruce Lietzke	70-74-72-70-286	\$6,600.00	T-70	Mark McNulty	74-73-77-75-299	\$1,500.00	Cut	John Jackson	76-77-153	\$1,000.00
T-18	Calvin Peete	69-72-75-70-286	\$6,600.00	T-70	Mike Reid	72-75-75-77-299	\$1,500.00	Cut	Lynn Janson	76-77-153	\$1,000.00
T-18	Craig Stadler	72-73-74-67-286	\$6,600.00	72	Robert Hoyt	73-74-76-77-300	\$1,500.00	Cut	Jack Lewis	80-73-153	\$1,000.00
T-23	T.C. Chen	73-74-74-66-287	\$5,260.00	T-73	Kevin Morris	72-74-78-77-301	\$1,500.00	Cut	Tommy Nakajima	73-80-153	\$1,000.00
T-23	John Mahaffey	74-73-71-69-287	\$5,260.00	T-73	Al Geiberger	74-73-80-75-302	\$1,500.00	Cut	Jack Seltzer	71-82-153	\$1,000.00
T-23	Larry Mize	71-70-73-73-287	\$5,260.00	T-73	David Glenz	75-72-76-79-302	\$1,500.00	Cut	Curtis Strange	77-76-153	\$1,000.00
T-23	Larry Nelson	70-74-71-72-287	\$5,260.00	76	Mike Smith	71-76-83-75-305	\$1,500.00	Cut	Brien Charter	73-81-154	\$1,000.00
T-23	Willie Wood	71-73-74-69-287	\$5,260.00	Cut	George Burns	72-76-148	\$1,000.00	Cut	Laurie Hammer	74-80-154	\$1,000.00
T-28	Roger Maltbie	69-73-72-74-288	\$4,300.00	Cut	Ed Dougherty	73-75-148	\$1,000.00	Cut	Vance Heafner	80-74-154	\$1,000.00
T-28	Gil Morgan	69-77-72-70-288	\$4,300.00	Cut	Bob Eastwood	72-76-148	\$1,000.00	Cut	Bob Lendzion	75-79-154	\$1,000.00
T-28	Mark O'Meara	71-76-71-70-288	\$4,300.00	Cut	Greg Norman	75-73-148	\$1,000.00	Cut	Chip Beck	75-80-155	\$1,000.00
T-28	Joey Sindelar	71-75-71-71-288	\$4,300.00	Cut	Andy North	72-76-148	\$1,000.00	Cut	Ralph Landrum	76-79-155	\$1,000.00
T-32	Seve Ballesteros	73-72-68-76-289	\$3,408.33	Cut	Gary Player	72-76-148	\$1,000.00	Cut	Bob L. Smith	82-73-155	\$1,000.00
T-32	David Graham	75-70-69-75-289	\$3,408.33	Cut	Victor Regalado	75-73-148	\$1,000.00	Cut	Bobby Heins	78-78-156	\$1,000.00
T-32	Donnie Hammond	71-76-73-69-289	\$3,408.34	Cut	Jack Renner	72-76-148	\$1,000.00	Cut	Benny Passons	75-81-156	\$1,000.00
T-32	Hale Irwin	71-73-72-73-289	\$3,408.33	Cut	Bob Ackerman	77-72-149	\$1,000.00	Cut	Jim Albus	76-81-157	\$1,000.00
T-32	Bernhard Langer	69-72-76-72-289	\$3,408.33	Cut	Jim Colbert	72-77-149	\$1,000.00	Cut	Tommy Aycok	77-80-157	\$1,000.00
T-32	Jack Nicklaus	66-75-74-74-289	\$3,408.34	Cut	Keith Fergus	72-77-149	\$1,000.00	Cut	Bill Schumaker	75-82-157	\$1,000.00
T-38	Dave Barr	71-74-72-73-290	\$2,950.00	Cut	Raymond Floyd	74-75-149	\$1,000.00	Cut	Gary Koch	83-75-158	\$1,000.00
T-38	Jay Haas	71-75-74-70-290	\$2,950.00	Cut	Dan Forsman	74-75-149	\$1,000.00	Cut	Jim O'Hern	79-79-158	\$1,000.00
T-40	Woody Blackburn	72-71-74-74-291	\$2,500.00	Cut	David Frost	78-71-149	\$1,000.00	Cut	Craig Watson	77-81-158	\$1,000.00
T-40	Frank Conner	71-73-72-75-291	\$2,500.00	Cut	Larry Gilbert	71-78-149	\$1,000.00	Cut	Brad Faxon	78-82-160	\$1,000.00
T-40	Bill Kratzert	72-71-78-70-291	\$2,500.00	Cut	Mark Gurnow	75-74-149	\$1,000.00	Cut	Geoff Hensley	78-82-160	\$1,000.00
T-40	Bobby Nichols	75-71-75-70-291	\$2,500.00	Cut	Gregg Jones	73-76-149	\$1,000.00	Cut	Ron Wells	81-79-160	\$1,000.00
T-40	Tim Norris	71-70-74-76-291	\$2,500.00	Cut	Steve Veriato	72-77-149	\$1,000.00	Cut	Gary Head	81-80-161	\$1,000.00
T-40	Mark Pfeil	70-70-74-77-291	\$2,500.00	Cut	Jim White	73-76-149	\$1,000.00	Cut	Michael Harrigan	78-85-163	\$1,000.00
T-40	Denis Watson	74-73-74-70-291	\$2,500.00	Cut	Paul Azinger	74-76-150	\$1,000.00	Cut	Ross Randall	83-83-166	\$1,000.00
T-47	George Archer	72-71-73-76-292	\$2,075.00	Cut	Ronnie Black	76-74-150	\$1,000.00	WD	Mark McCumber	70	\$1,000.00
T-47	Danny Edwards	67-76-73-76-292	\$2,075.00	Cut	Rex Caldwell	71-79-150	\$1,000.00	WD	Bobby Wadkins	72	\$1,000.00
T-47	Mark Lye	70-72-77-73-292	\$2,075.00	Cut	Tim Collins	75-75-150	\$1,000.00	WD	Rick Werner	87	\$1,000.00
T-47	David Ogriin	76-70-76-70-292	\$2,075.00	Cut	Johnny Miller	77-73-150	\$1,000.00				

1984

Three former PGA Champions—Lee Trevino, Gary Player and Lanny Wadkins—staged one of the most exciting PGA Championships ever. Wadkins tied for the first-day lead with 1982 winner Raymond Floyd and Mike Reid with a 4-under-par 68, and tied for the second-round lead at 137 with Trevino and Player. In that round, Player leaped into contention with a 63, the lowest single round in PGA Championship history.

Trevino, wielding a hot putter he purchased a few weeks earlier in Holland, took the lead on Saturday with a 67 and on Sunday turned back every bid Wadkins and Player could offer until he walked off the 72nd green with a four-shot victory at 273.

Champion: Lee Trevino, Dallas, Texas		
Site: Shoal Creek CC, Birmingham, Ala.		
Date: Aug. 16-19		Purse: \$700,300
Par: 36-36-72 (7,145 Yards)		
Field: 148	Cut at 148	70 players advanced



	Course Avg	Under Par	At Par	Over Par	Round Leader	Low Round	Lee Trevino
Round 1:	74.9	29	12	107	L. Wadkins, R. Floyd, M. Reid	68 - L. Wadkins, R. Floyd, M. Reid	69 - T-4
Round 2:	74.3	31	18	98	G. Player, L. Trevino, L. Wadkins	63 - Gary Player	137 - (68) T-1
Round 3:	72.7	24	9	37	Lee Trevino	64 - Hal Sutton	204 - (67) 1st
Round 4:	72.2	31	8	31	Lee Trevino	67 - R. Cochran, C. Pavin, F. Couples	273 - (69) 1st
Totals:	73.91	115	47	273			

Championship Summary

Place	Name	Score	Winnings	Place	Name	Score	Winnings	Place	Name	Score	Winnings
1	Lee Trevino	69-68-67-69-273	\$125,000.00	T-48	Mark McCumber	73-74-73-72-292	\$1,977.50	Cut	Paul Wise	76-76-152	\$1,000.00
T-2	Gary Player	74-63-69-71-277	\$62,500.00	T-48	Jack Renner	73-69-78-72-292	\$1,977.50	Cut	Ben Crenshaw	80-73-153	\$1,000.00
T-2	Lanny Wadkins	68-69-68-72-277	\$62,500.00	T-48	Leonard Thompson	70-71-71-80-292	\$1,977.50	Cut	Ed Fiori	78-75-153	\$1,000.00
4	Calvin Peete	71-70-69-68-278	\$35,000.00	T-54	Gary Koch	74-73-70-76-293	\$1,777.50	Cut	Terry Florence	76-77-153	\$1,000.00
5	Seve Ballesteros	70-69-70-70-279	\$25,000.00	T-54	Mark Lye	74-74-73-72-293	\$1,777.50	Cut	John Fought	75-78-153	\$1,000.00
T-6	Gary Hallberg	69-71-68-72-280	\$17,250.00	T-54	Gary McCord	73-73-76-71-293	\$1,777.50	Cut	Al Geiberger	77-76-153	\$1,000.00
T-6	Larry Mize	71-69-67-73-280	\$17,250.00	T-54	Nick Price	73-74-71-75-293	\$1,777.50	Cut	Bobby Nichols	77-76-153	\$1,000.00
T-6	Scott Simpson	69-69-72-70-280	\$17,250.00	58	Dave Barr	69-79-73-73-294	\$1,710.00	Cut	Rick Osberg	76-77-153	\$1,000.00
T-6	Hal Sutton	74-73-64-69-280	\$17,250.00	T-59	Joe Inman Jr.	73-73-73-76-295	\$1,661.67	Cut	Tom Purtzer	78-75-153	\$1,000.00
T-10	Russ Cochran	73-68-73-67-281	\$12,083.34	T-59	Larry Rinker	75-73-74-73-295	\$1,661.67	Cut	Gary Robinson	78-75-153	\$1,000.00
T-10	Tommy Nakajima	72-68-67-74-281	\$12,083.33	T-59	Jim Thorpe	74-73-75-73-295	\$1,661.66	Cut	Payne Stewart	80-73-153	\$1,000.00
T-10	Victor Regalado	69-69-73-70-281	\$12,083.33	T-62	Scott Bess	69-76-76-75-296	\$1,600.00	Cut	Roger Ginsberg	79-75-154	\$1,000.00
13	Raymond Floyd	68-71-69-74-282	\$10,000.00	T-62	Tony Sills	74-74-73-75-296	\$1,600.00	Cut	Bob Murphy	76-78-154	\$1,000.00
T-14	Hubert Green	70-74-66-73-283	\$8,750.00	T-62	Joey Sindelar	72-76-73-75-296	\$1,600.00	Cut	Peter Oosterhuis	76-78-154	\$1,000.00
T-14	Mike Reid	68-72-72-71-283	\$8,750.00	T-65	Jim Albus	75-71-74-77-297	\$1,542.50	Cut	John Adams	77-78-155	\$1,000.00
T-16	Andy Bean	69-75-70-70-284	\$7,800.00	T-65	Bruce Lietzke	73-75-73-76-297	\$1,542.50	Cut	Brien Charter	75-80-155	\$1,000.00
T-16	Donnie Hammond	70-69-71-74-284	\$7,800.00	T-65	Roger Maltbie	72-75-76-74-297	\$1,542.50	Cut	Jim Dent	78-77-155	\$1,000.00
T-16	Peter Jacobsen	70-72-72-71-285	\$7,050.00	T-65	Mike Sullivan	76-72-79-70-297	\$1,542.50	Cut	Jim King	75-80-155	\$1,000.00
T-18	Craig Stadler	71-73-73-68-285	\$7,050.00	69	D.A. Weibring	76-72-74-76-298	\$1,510.00	Cut	Jerry Pate	77-78-155	\$1,000.00
T-20	Fred Couples	72-72-75-67-286	\$6,030.00	70	Lon Hinkle	74-72-72-81-299	\$1,500.00	Cut	Mike San Filippo	75-80-155	\$1,000.00
T-20	Nick Faldo	69-73-74-70-286	\$6,030.00	Cut	Lee Elder	75-74-149	\$1,000.00	Cut	Wheeler Stewart	78-77-155	\$1,000.00
T-20	Keith Fergus	72-72-72-70-286	\$6,030.00	Cut	John Elliott	77-72-149	\$1,000.00	Cut	Ron Streck	79-76-155	\$1,000.00
T-20	John Mahaffey	72-72-72-70-286	\$6,030.00	Cut	Laurie Hammer	75-74-149	\$1,000.00	Cut	John Dahl	79-77-156	\$1,000.00
T-20	Corey Pavin	73-72-74-67-286	\$6,030.00	Cut	Lynn Janson	72-77-149	\$1,000.00	Cut	Charlie Epps	78-78-156	\$1,000.00
T-25	Chip Beck	69-77-70-71-287	\$4,506.25	Cut	Gavin Levenson	78-71-149	\$1,000.00	Cut	Bob Ford	77-79-156	\$1,000.00
T-25	Rex Caldwell	71-71-74-71-287	\$4,506.25	Cut	Gil Morgan	70-79-149	\$1,000.00	Cut	David Glenz	81-75-156	\$1,000.00
T-25	Jim Colbert	71-72-74-70-287	\$4,506.25	Cut	Jim Nelford	73-76-149	\$1,000.00	Cut	Robert Hoyt	80-76-156	\$1,000.00
T-25	Hale Irwin	71-70-74-72-287	\$4,506.25	Cut	Larry Nelson	72-77-149	\$1,000.00	Cut	Jimmy Wright	79-77-156	\$1,000.00
T-25	Jack Nicklaus	77-70-71-69-287	\$4,506.25	Cut	Clarence Rose	76-73-149	\$1,000.00	Cut	Bobby Mitchell	79-78-157	\$1,000.00
T-25	Mark O'Meara	75-69-71-72-287	\$4,506.25	Cut	Jim Simons	74-75-149	\$1,000.00	Cut	Marty Bohen	81-77-158	\$1,000.00
T-25	Tim Simpson	73-70-72-72-287	\$4,506.25	Cut	Isao Aoki	77-73-150	\$1,000.00	Cut	Phil Hancock	81-77-158	\$1,000.00
T-25	Doug Tewell	72-71-71-73-287	\$4,506.25	Cut	Brad Bryant	76-74-150	\$1,000.00	Cut	J.C. Snead	81-77-158	\$1,000.00
33	Denis Watson	73-68-74-73-288	\$3,600.00	Cut	Tom Jenkins	75-75-150	\$1,000.00	Cut	Curtis Strange	79-79-158	\$1,000.00
T-34	Ronnie Black	74-70-74-71-289	\$3,316.67	Cut	Richard Karbowski	74-76-150	\$1,000.00	Cut	Larry Webb	76-82-158	\$1,000.00
T-34	Tom Kite	74-72-74-69-289	\$3,316.66	Cut	Pat McGowan	76-74-150	\$1,000.00	Cut	Gary Wilkins	79-79-158	\$1,000.00
T-34	Don Pooley	70-73-75-71-289	\$3,316.67	Cut	Tim Norris	76-74-150	\$1,000.00	Cut	Gary Balleit	79-80-159	\$1,000.00
T-37	David Edwards	72-71-72-75-290	\$3,050.00	Cut	Tom Weiskopf	74-76-150	\$1,000.00	Cut	Doug Steffen	81-78-159	\$1,000.00
T-37	Bob Gilder	70-74-73-73-290	\$3,050.00	Cut	T.C. Chen	83-68-151	\$1,000.00	Cut	Gary Gant	79-81-160	\$1,000.00
T-39	George Cadle	74-71-73-73-291	\$2,505.56	Cut	Morris Hatafsky	77-74-151	\$1,000.00	Cut	Barry Holt	83-78-161	\$1,000.00
T-39	Danny Edwards	72-76-72-71-291	\$2,505.55	Cut	David Ogrin	78-73-151	\$1,000.00	Cut	Barry Jaeckel	81-81-162	\$1,000.00
T-39	Jay Haas	70-69-75-77-291	\$2,505.56	Cut	Don Padgett	80-71-151	\$1,000.00	Cut	Dan Murphy	79-83-162	\$1,000.00
T-39	Allen Miller	72-72-71-76-291	\$2,505.55	Cut	Bobby Wadkins	74-77-151	\$1,000.00	Cut	Jack Slocum	83-79-162	\$1,000.00
T-39	Greg Norman	75-72-73-71-291	\$2,505.56	Cut	George Burns	78-74-152	\$1,000.00	Cut	Mac O'Grady	79-84-163	\$1,000.00
T-39	Dan Pohl	71-70-73-77-291	\$2,505.56	Cut	John Cook	75-77-152	\$1,000.00	Cut	Tim Collins	86-78-164	\$1,000.00
T-39	Dave Stockton	73-74-71-73-291	\$2,505.55	Cut	Bob Eastwood	78-74-152	\$1,000.00	Cut	John Calabria	82-83-165	\$1,000.00
T-39	Tom Watson	74-72-74-71-291	\$2,505.56	Cut	Buddy Gardner	74-78-152	\$1,000.00	Cut	Dow Finsterwald	82-84-166	\$1,000.00
T-39	Richard Zokol	74-74-70-73-291	\$2,505.55	Cut	Wayne Levi	76-76-152	\$1,000.00	Cut	Joe Carr	85-84-169	\$1,000.00
T-48	Mike Donald	74-72-75-71-292	\$1,977.50	Cut	Pat Lindsey	80-72-152	\$1,000.00	WD	Johnny Miller	75	\$1,000.00
T-48	David Graham	71-72-80-69-292	\$1,977.50	Cut	Arnold Palmer	79-73-152	\$1,000.00				
T-48	Scott Hoch	75-73-70-74-292	\$1,977.50	Cut	Jack Seltzer	74-78-152	\$1,000.00				

1983 A brilliant 6-under-par 65 provided Hal Sutton with the opening-round lead. The 1982 Rookie of the Year followed up with rounds of 66, 72 and 71 for a “wire-to-wire” victory in spite of a last-day charge by Jack Nicklaus, who added his fourth second-place PGA Championship finish to his record-tying five PGA Championship victories. The one-stroke win led to Sutton’s No. 1 money-winning year and his first PGA Player of the Year Award.

Champion: Hal Sutton, Shreveport, La.		
Site: Riviera CC, Pacific Palisades, Calif.		
Date: Aug. 4-7		Purse: \$600,000
Par: 35-36-71 (6,946 Yards)		
Field: 150	Cut at 147	87 players advanced



	Course Avg	Under Par	At Par	Over Par	Round Leader	Low Round	Hal Sutton
Round 1:	73.3	26	12	112	Hal Sutton	65 - Hal Sutton	65 - 1st
Round 2:	73.5	30	15	105	Hal Sutton	65 - Jack Nicklaus	131 - (66) 1st
Round 3:	73.2	18	9	60	Hal Sutton	67 - Zoeller, B. Jaeckel	203 - (72) 1st
Round 4:	72.7	20	11	56	Hal Sutton	65 - Peter Jacobsen	274 - (71) 1st
Totals:	73.29	94	47	333			

Championship Summary

Place	Name	Score	Winnings	Place	Name	Score	Winnings	Place	Name	Score	Winnings
1	Hal Sutton	65-66-72-71-274	\$100,000.00	T-47	Larry Mize	70-70-75-75-290	\$1,730.00	Cut	Andy North	75-74-149	\$1,000.00
2	Jack Nicklaus	73-65-71-66-275	\$60,000.00	T-47	Mike Nicolette	72-71-73-74-290	\$1,730.00	Cut	Peter Oakley	72-77-149	\$1,000.00
3	Peter Jacobsen	73-70-68-65-276	\$40,000.00	T-47	Peter Oosterhuis	75-71-71-73-290	\$1,730.00	Cut	Don Padgett	73-76-149	\$1,000.00
4	Pat McGowan	68-67-73-69-277	\$30,000.00	T-47	Tom Watson	75-67-78-70-290	\$1,730.00	Cut	Tom Purtzer	74-75-149	\$1,000.00
5	John Fought	67-69-71-71-278	\$25,000.00	T-55	John Adams	75-71-72-73-291	\$1,610.00	Cut	Payne Stewart	78-71-149	\$1,000.00
T-6	Bruce Lietzke	67-71-70-71-279	\$19,000.00	T-55	George Burns	78-68-72-73-291	\$1,610.00	Cut	Paul Wise	77-72-149	\$1,000.00
T-6	Fuzzy Zoeller	72-71-67-69-279	\$19,000.00	T-55	Charles Coody	73-72-70-76-291	\$1,610.00	Cut	Mike Wynn	73-76-149	\$1,000.00
8	Dan Pohl	72-70-69-69-280	\$16,000.00	T-55	Ed Fiori	75-69-73-74-291	\$1,610.00	Cut	Bruce Ashworth	72-78-150	\$1,000.00
T-9	Ben Crenshaw	68-66-71-77-282	\$10,800.00	T-55	Gil Morgan	72-73-74-72-291	\$1,610.00	Cut	David Edwards	72-78-150	\$1,000.00
T-9	Jay Haas	68-72-69-73-282	\$10,800.00	T-55	Jack Renner	74-71-73-73-291	\$1,610.00	Cut	Dan Halldorson	73-77-150	\$1,000.00
T-9	Mike Reid	69-71-72-70-282	\$10,800.00	T-61	Jim Nelford	72-72-76-72-292	\$1,565.00	Cut	Gary Koch	72-78-150	\$1,000.00
T-9	Scott Simpson	66-73-70-73-282	\$10,800.00	T-61	Scott Hoch	73-72-74-73-292	\$1,565.00	Cut	Mike McCullough	72-78-150	\$1,000.00
T-9	Doug Tewell	74-72-69-67-282	\$10,800.00	T-63	Bruce Fleisher	74-73-74-72-293	\$1,535.00	Cut	Tommy Nakajima	76-74-150	\$1,000.00
T-14	Keith Fergus	68-70-72-73-283	\$6,750.00	T-63	Bob Gilder	71-69-76-77-293	\$1,535.00	Cut	Tim Norris	74-76-150	\$1,000.00
T-14	David Graham	70-69-74-70-283	\$6,750.00	T-63	Mark Lye	75-67-75-76-293	\$1,535.00	Cut	Victor Regalado	71-79-150	\$1,000.00
T-14	Hale Irwin	72-70-73-68-283	\$6,750.00	T-63	Craig Stadler	72-73-76-72-293	\$1,535.00	Cut	Lanny Wadkins	70-80-150	\$1,000.00
T-14	Roger Maltbie	71-71-71-70-283	\$6,750.00	T-67	George Archer	70-77-74-73-294	\$1,505.80	Cut	D.A. Weibring	73-77-150	\$1,000.00
T-14	Jim Thorpe	68-72-74-69-283	\$6,750.00	T-67	Mike Donald	71-71-76-76-294	\$1,505.80	Cut	Ed Whitman	76-74-150	\$1,000.00
T-14	Lee Trevino	70-68-74-71-283	\$6,750.00	T-67	Tom Kite	72-75-73-74-294	\$1,505.80	Cut	Isao Aoki	75-76-151	\$1,000.00
T-20	John Cook	74-71-68-71-284	\$4,750.00	T-67	Arnold Palmer	74-73-74-73-294	\$1,505.80	Cut	Dave Barber	76-75-151	\$1,000.00
T-20	Danny Edwards	67-76-71-70-284	\$4,750.00	T-67	Nick Price	72-74-74-74-294	\$1,505.80	Cut	Nick Faldo	74-77-151	\$1,000.00
T-20	Raymond Floyd	69-75-71-69-284	\$4,750.00	72	T.C. Chen	72-75-79-69-295	\$1,500.00	Cut	Kevin Morris	75-76-151	\$1,000.00
T-23	Chip Beck	72-71-70-72-285	\$3,912.50	73	Larry Gilbert	71-74-76-75-296	\$1,500.00	Cut	Tom Robertson	74-77-151	\$1,000.00
T-23	Fred Couples	71-70-73-71-285	\$3,912.50	T-74	Rex Caldwell	74-73-75-75-297	\$1,500.00	Cut	Jack Seltzer	77-74-151	\$1,000.00
T-23	Jerry Pate	69-72-70-74-285	\$3,912.50	T-74	Pat Lindberg	74-72-80-71-297	\$1,500.00	Cut	Mike Sullivan	76-75-151	\$1,000.00
T-23	Don Pooley	72-68-74-71-285	\$3,912.50	76	Ron Streck	72-73-77-76-298	\$1,500.00	Cut	Tim Collins	76-76-152	\$1,000.00
T-27	Seve Ballesteros	71-76-72-67-286	\$3,200.00	T-77	Bill Britton	74-73-77-76-300	\$1,500.00	Cut	Bob Elliott	78-74-152	\$1,000.00
T-27	Bobby Wadkins	73-72-74-67-286	\$3,200.00	T-77	Bobby Heins	73-74-75-78-300	\$1,500.00	Cut	John Elliott	77-75-152	\$1,000.00
T-27	Buddy Whitten	66-70-73-77-286	\$3,200.00	T-77	Jim Logue	73-74-77-76-300	\$1,500.00	Cut	Richard Kargowski	78-74-152	\$1,000.00
T-30	Andy Bean	71-73-71-72-287	\$2,650.00	T-80	Lee Elder	76-71-77-77-301	\$1,500.00	Cut	Vic Lipscomb	78-74-152	\$1,000.00
T-30	Bob Boyd	70-77-72-68-287	\$2,650.00	T-80	Ed Sneed	74-73-75-79-301	\$1,500.00	Cut	Gary McCord	72-80-152	\$1,000.00
T-30	Johnny Miller	72-75-73-67-287	\$2,650.00	T-82	Bob Eastwood	76-70-77-79-302	\$1,500.00	Cut	Jack Sommers	75-77-152	\$1,000.00
T-30	Mark Pfeil	73-71-70-73-287	\$2,650.00	T-82	Allen Miller	69-78-77-78-302	\$1,500.00	Cut	Dave Stockton	78-74-152	\$1,000.00
T-30	Jim Simons	69-75-72-71-287	\$2,650.00	T-84	Robert Hoyt	71-72-80-80-303	\$1,500.00	Cut	Rick Werner	78-74-152	\$1,000.00
T-30	Tom Weiskopf	76-70-69-72-287	\$2,650.00	T-84	Leonard Thompson	73-74-75-81-303	\$1,500.00	Cut	Jim White	80-72-152	\$1,000.00
T-36	Jim Colbert	73-66-76-73-288	\$2,087.50	86	Curtis Strange	71-74-85-74-304	\$1,500.00	Cut	Steve Benson	79-74-153	\$1,000.00
T-36	Larry Nelson	72-68-68-80-288	\$2,087.50	87	Jim King	73-73-78-84-308	\$1,500.00	Cut	Bobby Clampett	76-77-153	\$1,000.00
T-36	Bobby Nichols	75-69-74-70-288	\$2,087.50	Cut	Hubert Green	73-75-148	\$1,000.00	Cut	Gene Littler	75-78-153	\$1,000.00
T-36	Calvin Peete	69-71-76-72-288	\$2,087.50	Cut	Mark Hayes	72-76-148	\$1,000.00	Cut	Bill Rogers	81-72-153	\$1,000.00
T-36	Bob Shearer	73-67-76-72-288	\$2,087.50	Cut	Bob Lenzion	74-74-148	\$1,000.00	Cut	J.C. Snead	77-77-154	\$1,000.00
T-36	Tim Simpson	76-70-70-72-288	\$2,087.50	Cut	Mark O'Meara	72-76-148	\$1,000.00	Cut	John Gentile	79-76-155	\$1,000.00
T-42	Lou Graham	73-74-70-72-289	\$1,875.00	Cut	Jim Albuz	74-75-149	\$1,000.00	Cut	Don Maddox	79-76-155	\$1,000.00
T-42	Gary Hallberg	71-75-71-72-289	\$1,875.00	Cut	Gene Borek	71-78-149	\$1,000.00	Cut	Clarence Rose	75-80-155	\$1,000.00
T-42	Barry Jaeckel	73-74-67-75-289	\$1,875.00	Cut	Brad Bryant	72-77-149	\$1,000.00	Cut	Phil Hancock	73-83-156	\$1,000.00
T-42	Greg Norman	72-72-70-75-289	\$1,875.00	Cut	Billy Casper	74-75-149	\$1,000.00	Cut	Thomas Gray	78-79-157	\$1,000.00
T-42	Gary Player	74-68-73-74-289	\$1,875.00	Cut	Al Geiberger	74-75-149	\$1,000.00	Cut	Robbie Gilmore	81-79-160	\$1,000.00
T-47	Gibby Gilbert	70-66-80-74-290	\$1,730.00	Cut	John Jackson	72-77-149	\$1,000.00	Cut	Jerry Barber	80-83-163	\$1,000.00
T-47	Morris Hatalasky	69-75-73-73-290	\$1,730.00	Cut	John Mahaffey	77-72-149	\$1,000.00	Cut	Denis Husse	81-83-164	\$1,000.00
T-47	Vance Heafner	73-74-72-71-290	\$1,730.00	Cut	Jim Masserio	76-73-149	\$1,000.00	Cut	Jack McConachie	82-84-166	\$1,000.00
T-47	Lon Hinkle	70-75-74-71-290	\$1,730.00	Cut	Mark McCumber	79-70-149	\$1,000.00	Cut	John Kirchner	87-83-170	\$1,000.00

1982 Raymond Floyd opened the tournament on a broiling day with a blistering 7-under-par 63 and led for the remainder of the Championship, winning by three strokes over Lanny Wadkins. It was Floyd's second PGA Championship. The 39-year-old set the PGA Championship record of 132 for 36 holes, 200 for 54 holes and tied the 18-hole record of 63.

Champion: Raymond Floyd, Miami, Fla.		
Site: Southern Hills CC, Tulsa, Okla.		
Date: Aug. 5-8		Purse: \$451,800
Par: 35-35-70 (6,862 Yards)		
Field: 150	Cut at: 145	74 players advanced




	Course Avg	Under Par	At Par	Over Par	Round Leader	Low Round	Raymond Floyd
Round 1:	73.5	17	3	130	Raymond Floyd	63 - Raymond Floyd	63 - 1st
Round 2:	73.2	20	14	114	Raymond Floyd	66 - J. Haas, G. Morgan	132 - (69) 1st
Round 3:	71.7	12	15	47	Raymond Floyd	67 - Gene Littler	200 - (68) 1st
Round 4:	72.5	17	3	54	Raymond Floyd	66 - F. Couples, P. Oosterhuis	272 - (72) 1st
Totals:	73.01	66	35	345			

Championship Summary

Place	Name	Score	Winnings	Place	Name	Score	Winnings	Place	Name	Score	Winnings
1	Raymond Floyd	63-69-68-72-272	\$65,000.00	T-49	Gene Littler	73-72-67-77-289	\$1,315.00	Cut	Gary Hallberg	77-72-149	\$650.00
2	Lanny Wadkins	71-68-69-67-275	\$45,000.00	T-49	Tommy Valentine	73-68-70-78-289	\$1,315.00	Cut	Lee Harper	72-77-149	\$650.00
T-3	Fred Couples	67-71-72-66-276	\$27,500.00	T-49	Bobby Wadkins	71-71-75-72-289	\$1,315.00	Cut	Wayne Levi	76-73-149	\$650.00
T-3	Calvin Peele	69-70-68-69-276	\$27,500.00	T-54	Ed Fiori	72-71-76-71-290	\$1,182.15	Cut	Bob Menne	75-74-149	\$650.00
T-5	Jay Haas	71-66-68-72-277	\$16,000.00	T-54	Gibby Gilbert	72-73-69-76-290	\$1,182.14	Cut	Larry Nelson	74-75-149	\$650.00
T-5	Greg Norman	66-69-70-72-277	\$16,000.00	T-54	Morris Hatafsky	72-73-69-76-290	\$1,182.14	Cut	Greg Powers	75-74-149	\$650.00
T-5	Jim Simons	68-67-73-69-277	\$16,000.00	T-54	Vance Heafner	68-71-76-75-290	\$1,182.14	Cut	Tom Weiskopf	76-73-149	\$650.00
8	Bob Gilder	66-68-72-72-278	\$11,000.00	T-54	Lyn Lott	70-73-72-75-290	\$1,182.14	Cut	Mike Wynn	74-75-149	\$650.00
T-9	Lon Hinkle	70-68-71-71-280	\$7,918.75	T-54	Roger Maltbie	71-73-72-74-290	\$1,182.14	Cut	Al Geilberger	75-75-150	\$650.00
T-9	Tom Kite	73-70-70-67-280	\$7,918.75	T-54	Mark McNulty	76-69-76-69-290	\$1,182.15	Cut	Jim King	74-76-150	\$650.00
T-9	Jerry Pate	72-69-70-69-280	\$7,918.75	T-61	Brad Bryant	74-70-71-76-291	\$1,137.50	Cut	Bill Kratzert	74-76-150	\$650.00
T-9	Tom Watson	72-69-71-68-280	\$7,918.75	T-61	Rex Caldwell	67-76-70-78-291	\$1,137.50	Cut	Rodney Loesch	75-75-150	\$650.00
13	Seve Ballesteros	71-68-69-73-281	\$6,500.00	T-61	Jim Nelford	73-71-73-74-291	\$1,137.50	Cut	Mark McCumber	74-76-150	\$650.00
T-14	Nick Faldo	67-70-73-72-282	\$5,750.00	T-61	Ed Sneed	72-72-73-77-291	\$1,137.50	Cut	Arnold Palmer	74-76-150	\$650.00
T-14	Curtis Strange	72-70-71-69-282	\$5,750.00	T-65	Tom Jenkins	69-71-75-77-292	\$1,122.50	Cut	Jack Renner	73-77-150	\$650.00
T-16	Jim Colbert	70-72-72-69-283	\$4,625.00	T-65	Jeff Mitchell	73-72-73-74-292	\$1,122.50	Cut	Gary Robinson	77-73-150	\$650.00
T-16	Dan Halldorson	69-71-72-71-283	\$4,625.00	T-67	Billy Casper	72-73-75-73-293	\$1,110.00	Cut	J.C. Snead	77-73-150	\$650.00
T-16	Bruce Lietzke	73-71-70-69-283	\$4,625.00	T-67	Mark Lye	72-73-70-78-293	\$1,110.00	Cut	Don Massengale	76-75-151	\$650.00
T-16	Jack Nicklaus	74-70-72-67-283	\$4,625.00	T-67	Don Pooley	73-71-72-77-293	\$1,110.00	Cut	Andy Bean	71-81-152	\$650.00
T-16	Tom Purtzer	73-69-73-68-283	\$4,625.00	T-70	Andy North	72-72-77-73-294	\$1,100.00	Cut	Bill Britton	74-78-152	\$650.00
T-16	Craig Stadler	71-70-70-72-283	\$4,625.00	T-70	Dan Pohl	71-71-73-79-294	\$1,100.00	Cut	Bobby Clampett	76-76-152	\$650.00
T-22	Danny Edwards	71-71-68-74-284	\$3,600.00	72	Don Padgett	72-72-74-77-295	\$1,100.00	Cut	Frank Conner	73-79-152	\$650.00
T-22	Gil Morgan	76-66-68-74-284	\$3,600.00	73	Woody Blackburn	74-71-78-77-300	\$1,100.00	Cut	John Calabria	79-74-153	\$650.00
T-22	Peter Oosterhuis	72-72-74-66-284	\$3,600.00	74	Lennie Clements	75-69-82-78-304	\$1,100.00	Cut	Larry Gilbert	78-75-153	\$650.00
T-22	Mark Pfeil	68-73-76-67-284	\$3,600.00	Cut	Chip Beck	73-73-146	\$650.00	Cut	Jim Marshall	77-76-153	\$650.00
T-22	Ron Streck	71-72-71-70-284	\$3,600.00	Cut	Joe Inman Jr.	73-73-146	\$650.00	Cut	Benny Passons	79-74-153	\$650.00
T-22	Doug Tewell	72-70-72-70-284	\$3,600.00	Cut	John Jackson	68-78-146	\$650.00	Cut	Bob Eastwood	77-77-154	\$650.00
T-22	Leonard Thompson	72-72-71-69-284	\$3,600.00	Cut	Don January	73-73-146	\$650.00	Cut	Ross Randall	77-77-154	\$650.00
T-29	Mike Holland	71-73-70-71-285	\$3,100.00	Cut	Gary Player	76-70-146	\$650.00	Cut	Bruce Ashworth	74-81-155	\$650.00
T-29	Bill Rogers	73-71-70-71-285	\$3,100.00	Cut	Tim Simpson	72-74-146	\$650.00	Cut	Dick Hendrickson	76-79-155	\$650.00
T-29	Hal Sutton	72-68-70-75-285	\$3,100.00	Cut	Dave Stockton	73-73-146	\$650.00	Cut	Roger Kennedy	80-75-155	\$650.00
T-32	Johnny Miller	76-67-73-70-286	\$2,850.00	Cut	Dick Crawford	75-72-147	\$650.00	Cut	Jack Sommers	76-79-155	\$650.00
T-32	Scott Simpson	71-71-75-69-286	\$2,850.00	Cut	Jim Kiely	72-75-147	\$650.00	Cut	Howard Twitty	76-79-155	\$650.00
T-34	George Archer	71-70-71-75-287	\$2,350.00	Cut	Jim Logue	77-70-147	\$650.00	Cut	Gene Ferrell	80-76-156	\$650.00
T-34	Miller Barber	71-74-70-72-287	\$2,350.00	Cut	Denis Watson	72-75-147	\$650.00	Cut	Robbie Gilmore	79-77-156	\$650.00
T-34	John Cook	71-72-71-73-287	\$2,350.00	Cut	D.A. Weibring	75-72-147	\$650.00	Cut	Russell Helwig	77-79-156	\$650.00
T-34	Mark Hayes	69-72-70-76-287	\$2,350.00	Cut	Buddy Whitten	73-74-147	\$650.00	Cut	Vince Bizik	81-76-157	\$650.00
T-34	Peter Jacobsen	73-70-69-75-287	\$2,350.00	Cut	Jim Booros	69-79-148	\$650.00	Cut	Bob Moreland	80-77-157	\$650.00
T-34	Bob Murphy	71-74-68-74-287	\$2,350.00	Cut	Dave Eichelberger	75-73-148	\$650.00	Cut	Dave Philo	82-75-157	\$650.00
T-34	Bobby Nichols	73-69-74-71-287	\$2,350.00	Cut	Steve Melnyk	72-76-148	\$650.00	Cut	Dick Smith	77-80-157	\$650.00
T-34	Jim Thorpe	72-71-73-71-287	\$2,350.00	Cut	Payne Stewart	76-72-148	\$650.00	Cut	Dwight Nevil	80-78-158	\$650.00
T-42	Dave Barr	71-72-71-74-288	\$1,642.85	Cut	Mike Sullivan	71-77-148	\$650.00	Cut	Dave Ragan	80-78-158	\$650.00
T-42	George Burns	72-72-71-73-288	\$1,642.86	Cut	Fuzzy Zoeller	74-74-148	\$650.00	Cut	Jim Lucius	78-82-160	\$650.00
T-42	Hale Irwin	73-69-73-73-288	\$1,642.86	Cut	Jim Albus	77-72-149	\$650.00	Cut	Joe McDermott	77-84-161	\$650.00
T-42	Barry Jaeckel	72-69-74-73-288	\$1,642.86	Cut	Dave Barber	76-73-149	\$650.00	Cut	Kevin Morris	84-77-161	\$650.00
T-42	Masahiro Kuramoto	71-70-70-77-288	\$1,642.85	Cut	Richard Bassett	73-76-149	\$650.00	Cut	James Dolan	82-82-164	\$650.00
T-42	John Mahaffey	74-70-72-72-288	\$1,642.86	Cut	Ben Crenshaw	73-76-149	\$650.00	Cut	Gary Gant	82-83-165	\$650.00
T-42	Mike Reid	71-72-73-72-288	\$1,642.86	Cut	Jim Dent	73-76-149	\$650.00	Cut	Jimmy Wright	81-85-166	\$650.00
T-49	Isao Aoki	69-75-71-74-289	\$1,315.00	Cut	Keith Fergus	76-73-149	\$650.00	WD	Tony Wallin	78	\$650.00
T-49	David Graham	68-71-74-76-289	\$1,315.00	Cut	Hubert Green	77-72-149	\$650.00	WD	Bob Shearer	79	\$650.00

1981 Residing less than a half-hour from The Atlanta Athletic Club, Larry Nelson leaped into the lead with his second straight 66 in the third round and cruised to a four-stroke triumph over Fuzzy Zoeller. The 33-year-old one-time aircraft plant draftsman and Vietnam veteran began the final round with a four-stroke lead and was never challenged with his closing 1-over-par 71.

Champion: Larry Nelson, Marietta, Ga.		
Site: The Atlanta Athletic Club, Duluth, Ga.		
Date: Aug. 6-9		Purse: \$401,600
Par: 35-35-70 (7,070 Yards)		
Field: 147	Cut at 147	78 players advanced



	Course Avg	Under Par	At Par	Over Par	Round Leader	Low Round	L. Nelson
Round 1:	73.7	11	14	120	Bob Murphy	66 - B. Murphy	70 - T-12
Round 2:	73.7	17	10	116	Bob Murphy	66 - L. Nelson	136 - (66) T-2
Round 3:	71.7	16	11	51	Larry Nelson	66 - L. Nelson, I. Aoki, B. Rogers	202 - (66) 1st
Round 4:	72.1	20	7	51	Larry Nelson	66 - T. Valentine, C. Strange,	273 - (71) 1st
Totals:	73.12	64	42	338	B. Gilder		

Championship Summary

Place	Name	Score	Winnings	Place	Name	Score	Winnings	Place	Name	Score	Winnings
1	Larry Nelson	70-66-66-71-273	\$60,000.00	T-49	Lee Elder	75-71-74-69-289	\$912.50	Cut	Gibby Gilbert	75-75-150	\$550.00
2	Fuzzy Zoeller	70-68-68-71-277	\$40,000.00	T-49	Wayne Levi	70-71-73-75-289	\$912.50	Cut	Phil Hancock	72-78-150	\$550.00
3	Dan Pohl	69-67-73-69-278	\$25,000.00	T-49	Gary Player	75-72-71-71-289	\$912.50	Cut	Lionel Hebert	73-77-150	\$550.00
T-4	Isao Aoki	75-68-66-70-279	\$13,146.43	T-49	Jack Renner	74-70-73-72-289	\$912.50	Cut	Bill Kratzert	77-73-150	\$550.00
T-4	Keith Fergus	71-71-69-68-279	\$13,146.43	T-49	Ron Streck	69-77-75-68-289	\$912.50	Cut	Johnny Miller	77-73-150	\$550.00
T-4	Bob Gilder	74-69-70-66-279	\$13,146.43	55	Doug Tewell	71-73-76-70-290	\$825.00	Cut	Scott Simpson	71-79-150	\$550.00
T-4	Tom Kite	71-67-69-72-279	\$13,146.42	T-56	Jim Colbert	72-75-71-73-291	\$810.00	Cut	Larry Gilbert	77-74-151	\$550.00
T-4	Bruce Lietzke	70-70-71-68-279	\$13,146.43	T-56	Tom Jenkins	73-73-73-72-291	\$810.00	Cut	Lynn Janson	75-76-151	\$550.00
T-4	Jack Nicklaus	71-68-71-69-279	\$13,146.43	T-56	Mark Lye	67-76-74-74-291	\$810.00	Cut	Gene Littler	79-72-151	\$550.00
T-4	Greg Norman	73-67-68-71-279	\$13,146.43	T-56	Mark McCumber	70-74-73-74-291	\$810.00	Cut	Bruce Macdonald	75-76-151	\$550.00
T-11	Vance Heafner	68-70-70-72-280	\$6,750.00	T-56	Mike Sullivan	70-72-74-75-291	\$810.00	Cut	John Mahaffey	76-75-151	\$550.00
T-11	Andy North	68-69-70-73-280	\$6,750.00	T-61	Danny Edwards	73-71-70-78-292	\$782.50	Cut	Steve Benson	77-75-152	\$550.00
T-11	Jerry Pate	71-68-70-71-280	\$6,750.00	T-61	John Fought	74-71-78-69-292	\$782.50	Cut	Bruce Devlin	76-76-152	\$550.00
T-11	Tommy Valentine	73-70-71-66-280	\$6,750.00	T-61	Roger Maltbie	69-78-76-69-292	\$782.50	Cut	Lu Hsi-Chuen	77-75-152	\$550.00
15	J.C. Snead	70-71-70-70-281	\$5,500.00	T-61	Mike Morley	72-71-71-78-292	\$782.50	Cut	Kevin Morris	78-74-152	\$550.00
T-16	David Edwards	71-69-70-72-282	\$4,875.00	T-61	Don Padgett	74-71-73-74-292	\$782.50	Cut	Barney Thompson	78-74-152	\$550.00
T-16	Hale Irwin	71-74-68-69-282	\$4,875.00	T-61	Leonard Thompson	75-72-71-74-292	\$782.50	Cut	Gary Wintz	76-76-152	\$550.00
18	Bob Murphy	66-69-73-75-283	\$4,500.00	T-67	Al Geiberger	73-74-77-69-293	\$760.00	Cut	Gene Borek	75-78-153	\$550.00
T-19	John Cook	72-69-70-73-284	\$3,631.25	T-67	Barry Jaeckel	72-74-69-78-293	\$760.00	Cut	Gene Ferrell	80-73-153	\$550.00
T-19	Raymond Floyd	71-70-71-72-284	\$3,631.25	T-67	Bobby Wadkins	73-74-72-74-293	\$760.00	Cut	Howell Fraser	76-77-153	\$550.00
T-19	Jay Haas	73-68-74-69-284	\$3,631.25	T-70	George Burns	74-71-74-75-294	\$750.00	Cut	Scott Hoch	72-81-153	\$550.00
T-19	Joe Inman Jr.	73-71-67-73-284	\$3,631.25	T-70	Mark O'Meara	72-71-74-77-294	\$750.00	Cut	Jumbo Ozaki	73-80-153	\$550.00
T-19	Don January	70-72-70-72-284	\$3,631.25	T-70	Ed Sneed	71-75-72-76-294	\$750.00	Cut	John Schroeder	74-79-153	\$550.00
T-19	Gil Morgan	70-69-74-71-284	\$3,631.25	73	George Cadle	74-72-74-75-295	\$750.00	Cut	Art Silvestrone	77-76-153	\$550.00
T-19	Don Pooley	74-70-69-71-284	\$3,631.25	74	Charles Coody	69-74-78-75-296	\$750.00	Cut	Buddy Whitten	76-77-153	\$550.00
T-19	Tom Purtzer	70-70-73-71-284	\$3,631.25	75	John Jackson	75-70-76-76-297	\$750.00	Cut	Larry Ziegler	77-76-153	\$550.00
T-27	Bobby Clampett	75-71-70-69-285	\$2,850.00	76	Arnold Palmer	74-73-74-77-298	\$750.00	Cut	Gary Groh	76-78-154	\$550.00
T-27	Hubert Green	71-74-71-69-285	\$2,850.00	77	Bruce Summerhays	73-74-75-80-302	\$750.00	Cut	Jack Lewis	79-75-154	\$550.00
T-27	Peter Jacobsen	74-71-71-69-285	\$2,850.00	78	David Glenz	72-73-77-84-306	\$750.00	Cut	Jim Albus	78-77-155	\$550.00
T-27	Bill Rogers	72-75-66-72-285	\$2,850.00	Cut	George Archer	73-75-148	\$550.00	Cut	Bob Ford	80-75-155	\$550.00
T-27	Curtis Strange	73-72-74-66-285	\$2,850.00	Cut	Brad Bryant	72-76-148	\$550.00	Cut	Tom Ulozas	75-80-155	\$550.00
T-27	Tom Weiskopf	71-72-72-70-285	\$2,850.00	Cut	Dave Eichelberger	76-72-148	\$550.00	Cut	Bob Moreland	77-79-156	\$550.00
T-33	Seve Ballesteros	71-73-72-70-286	\$2,250.00	Cut	Lou Graham	71-77-148	\$550.00	Cut	Bobby Nichols	77-79-156	\$550.00
T-33	Bob Eastwood	67-69-72-78-286	\$2,250.00	Cut	Vic Lipscomb	75-73-148	\$550.00	Cut	Jim Logue	78-79-157	\$550.00
T-33	Ed Fiori	73-73-67-73-286	\$2,250.00	Cut	Peter Oosterhuis	75-73-148	\$550.00	Cut	John Nichols Jr.	76-81-157	\$550.00
T-33	Mark Hayes	70-74-68-74-286	\$2,250.00	Cut	Jim Simons	73-75-148	\$550.00	Cut	Joe Moresco	79-79-158	\$550.00
T-33	Greg Powers	70-70-74-72-286	\$2,250.00	Cut	Tom Watson	75-73-148	\$550.00	Cut	Bob Nieberding	80-78-158	\$550.00
T-33	Lanny Wadkins	70-71-74-71-286	\$2,250.00	Cut	Al Chandler	77-72-149	\$550.00	Cut	John Traub	77-81-158	\$550.00
T-39	Terry Diehl	72-74-71-70-287	\$1,750.00	Cut	Tim Collins	74-75-149	\$550.00	Cut	David Jimenez	74-85-159	\$550.00
T-39	Lon Hinkle	69-76-69-73-287	\$1,750.00	Cut	Mike Donald	79-70-149	\$550.00	Cut	Roger Kennedy	78-81-159	\$550.00
T-39	Jim Thorpe	71-72-72-72-287	\$1,750.00	Cut	Dave Haberle	76-73-149	\$550.00	Cut	Gary Robinson	78-81-159	\$550.00
T-39	D.A. Weirbrig	71-74-74-68-287	\$1,750.00	Cut	Gary Hallberg	75-74-149	\$550.00	Cut	Dave Barber	80-80-160	\$550.00
T-43	Rod Curl	75-72-69-72-288	\$1,250.00	Cut	Laurie Hammer	75-74-149	\$550.00	Cut	Gary Baker	83-79-162	\$550.00
T-43	Bruce Fleisher	73-72-68-75-288	\$1,250.00	Cut	Sandy Lyle	76-73-149	\$550.00	Cut	Terry Florence	82-80-162	\$550.00
T-43	David Graham	75-69-74-70-288	\$1,250.00	Cut	Craig Stadler	72-77-149	\$550.00	Cut	Jim Ferriell	80-84-164	\$550.00
T-43	Calvin Peele	74-71-74-69-288	\$1,250.00	Cut	Bobby Walzel	74-75-149	\$550.00	WD	Doug Ford	79	\$550.00
T-43	Dave Stockton	70-75-70-73-288	\$1,250.00	Cut	Miller Barber	71-79-150	\$550.00	WD	Sam Snead	79	\$550.00
T-43	Howard Twitty	74-71-74-69-288	\$1,250.00	Cut	Dave Barr	74-76-150	\$550.00	DQ	Cotton Dunn		\$550.00
T-49	Rex Caldwell	68-72-71-78-289	\$912.50	Cut	Ben Crenshaw	75-75-150	\$550.00	DQ	Lee Trevino		\$550.00

1980 Jack Nicklaus made PGA Championship history by tying Walter Hagen for the most titles (5) and winning by the biggest margin since the Championship switched to stroke play in 1958. With a 1-under-par 69 in the final round, Nicklaus posted a 6-under-par score of 274 for a seven-shot victory over runner-up Andy Bean.


Champion: Jack Nicklaus, North Palm Beach, Fla.

Site: Oak Hill CC, Rochester, N.Y.

Date: Aug. 7-10 **Purse:** \$376,400

Par: 35-35-70 (6,964 Yards)

Field: 148 **Cut at:** 149 **77 players advanced**



	Course Avg	Under Par	At Par	Over Par	Round Leader	Low Round	Jack Nicklaus
Round 1:	75.0	9	10	129	Craig Stadler	67 - Craig Stadler	70 - T-10
Round 2:	75.4	3	6	135	Gil Morgan	66 - Ed Sneed	139 - (69) T-2
Round 3:	74.1	6	2	69	Jack Nicklaus	66 - Jack Nicklaus	205 - (66) 1st
Round 4:	73.9	4	3	70	Jack Nicklaus	67 - Tom Watson	274 - (69) 1st
Totals:	74.82	22	21	403			

Championship Summary

Place	Name	Score	Winings	Place	Name	Score	Winings	Place	Name	Score	Winings
1	Jack Nicklaus	70-69-66-69-274	\$60,000.00	T-50	Jay Haas	72-74-75-75-296	\$796.00	Cut	Peter Oosterhuis	75-78-153	\$500.00
2	Andy Bean	72-71-68-70-281	\$40,000.00	T-50	Bill Kratzert	74-73-75-74-296	\$796.00	Cut	Charles Sifford	74-79-153	\$500.00
T-3	Lon Hinkle	70-69-69-75-283	\$22,500.00	T-50	Mark Pfeil	75-72-78-71-296	\$796.00	Cut	Dave Barber	79-75-154	\$500.00
T-3	Gil Morgan	68-70-73-72-283	\$22,500.00	T-50	J.C. Snead	74-74-78-70-296	\$796.00	Cut	Julius Boros	79-75-154	\$500.00
T-5	Curtis Strange	68-72-72-72-284	\$14,500.00	T-55	Bob Gilder	70-77-77-73-297	\$767.50	Cut	George Burns	77-77-154	\$500.00
T-5	Howard Twitty	68-74-71-71-284	\$14,500.00	T-55	Mike Reid	74-73-78-72-297	\$767.50	Cut	Doug Campbell	76-78-154	\$500.00
7	Lee Trevino	74-71-71-69-285	\$11,000.00	T-55	Ed Sneed	80-68-72-77-297	\$767.50	Cut	Don January	82-72-154	\$500.00
T-8	Bill Rogers	71-71-72-72-286	\$8,500.00	T-55	Craig Stadler	67-75-74-81-297	\$767.50	Cut	Gene Littler	77-77-154	\$500.00
T-8	Bobby Walzel	68-76-71-71-286	\$8,500.00	T-59	Danny Edwards	73-73-75-77-298	\$742.50	Cut	Dave Stockton	73-81-154	\$500.00
T-10	Terry Diehl	72-72-68-76-288	\$6,000.00	T-59	Morris Hatafsky	70-73-74-81-298	\$742.50	Cut	Kermit Zarley	82-72-154	\$500.00
T-10	Peter Jacobsen	71-73-74-70-288	\$6,000.00	T-59	Mark Hayes	73-75-75-75-298	\$742.50	Cut	Dow Finsterwald	76-79-155	\$500.00
T-10	Jerry Pate	72-73-70-73-288	\$6,000.00	T-59	Tohru Nakamura	70-76-78-74-298	\$742.50	Cut	Howell Fraser	72-83-155	\$500.00
T-10	Tom Watson	75-74-72-67-288	\$6,000.00	T-59	Ron Streck	75-71-70-82-298	\$742.50	Cut	Terry Mauney	76-79-155	\$500.00
T-10	Tom Weiskopf	71-73-72-72-288	\$6,000.00	T-59	Bobby Wadkins	75-74-71-78-298	\$742.50	Cut	Bobby Nichols	78-77-155	\$500.00
T-15	John Mahaffey	71-77-69-72-289	\$4,375.00	T-65	Miller Barber	74-75-73-77-299	\$720.00	Cut	Jack Seltzer	77-78-155	\$500.00
T-15	Andy North	72-70-73-74-289	\$4,375.00	T-65	Dave Eichelberger	72-70-79-78-299	\$720.00	Cut	Ed Fiori	77-79-156	\$500.00
T-17	George Archer	70-73-75-72-290	\$3,900.00	T-65	Buddy Gardner	74-75-75-75-299	\$720.00	Cut	Jack Lewis	76-80-156	\$500.00
T-17	Raymond Floyd	70-76-71-73-290	\$3,900.00	T-68	Gibby Gilbert	71-73-79-77-300	\$705.00	Cut	Gary McCord	79-77-156	\$500.00
T-17	Joe Inman Jr.	72-71-75-72-290	\$3,900.00	T-68	Hubert Green	74-75-75-76-300	\$705.00	Cut	Roy Abramit	79-78-157	\$500.00
T-20	Rex Caldwell	73-70-73-75-291	\$3,450.00	T-68	Johnny Miller	70-71-80-79-300	\$705.00	Cut	Woody Fitzhugh	80-77-157	\$500.00
T-20	Rod Curl	74-71-75-71-291	\$3,450.00	71	Brad Bryant	78-70-74-79-301	\$700.00	Cut	Dick Goetz	79-78-157	\$500.00
T-20	Tom Kite	73-70-76-72-291	\$3,450.00	T-72	George Cadle	73-75-78-76-302	\$700.00	Cut	Rives McBee	86-71-157	\$500.00
T-20	Bob Murphy	68-80-72-71-291	\$3,450.00	T-72	Arnold Palmer	74-74-78-76-302	\$700.00	Cut	Dean Refram	79-79-157	\$500.00
T-20	Jack Newton	72-73-73-73-291	\$3,450.00	74	DeWitt Weaver	75-73-77-78-303	\$700.00	Cut	Doug Dalziel	77-81-158	\$500.00
T-20	Alan Tapie	74-75-69-73-291	\$3,450.00	75	Tommy Valentine	73-71-82-79-305	\$700.00	Cut	Mike Hill	78-80-158	\$500.00
T-26	Lee Elder	70-75-74-73-292	\$2,950.00	76	Victor Regalado	75-74-79-78-306	\$700.00	Cut	Scott Hoch	80-78-158	\$500.00
T-26	David Graham	69-75-73-75-292	\$2,950.00	77	Bob Byman	74-72-79-82-307	\$700.00	Cut	John Jackson	76-82-158	\$500.00
T-26	Gary Player	72-74-71-75-292	\$2,950.00	Cut	Buddy Allin	73-77-150	\$500.00	Cut	Steve Spray	76-82-158	\$500.00
T-26	Leonard Thompson	71-75-73-73-292	\$2,950.00	Cut	Frank Conner	72-78-150	\$500.00	Cut	Charles Volpone	74-84-158	\$500.00
T-30	Jim Colbert	73-75-77-68-293	\$2,200.00	Cut	Doug Ford	74-76-150	\$500.00	Cut	Mark Lye	86-73-159	\$500.00
T-30	Bruce Devlin	76-73-71-73-293	\$2,200.00	Cut	Lou Graham	77-73-150	\$500.00	Cut	Dan Murphy	81-78-159	\$500.00
T-30	Bob Eastwood	72-73-73-75-293	\$2,200.00	Cut	Dan Halldorson	78-72-150	\$500.00	Cut	Bill Pelham	81-78-159	\$500.00
T-30	David Edwards	73-76-73-71-293	\$2,200.00	Cut	Jerry McGee	75-75-150	\$500.00	Cut	Buddy Whitten	81-78-159	\$500.00
T-30	Hale Irwin	69-76-74-74-293	\$2,200.00	Cut	Lonnie Nielsen	76-74-150	\$500.00	Cut	Joe Jimenez	81-79-160	\$500.00
T-30	Bruce Lietzke	71-75-74-73-293	\$2,200.00	Cut	Jack Renner	70-80-150	\$500.00	Cut	Perry Leslie	79-81-160	\$500.00
T-30	Artie McNickle	71-71-76-75-293	\$2,200.00	Cut	Mike Schlueter	71-80-151	\$500.00	Cut	Rex Baxter	80-81-161	\$500.00
T-30	Scott Simpson	74-74-74-71-293	\$2,200.00	Cut	Jim Simons	76-75-151	\$500.00	Cut	Jay Overton	84-77-161	\$500.00
T-30	Mike Sullivan	71-74-76-72-293	\$2,200.00	Cut	Tim Simpson	79-72-151	\$500.00	Cut	Chris Cole	80-83-163	\$500.00
T-30	Doug Tewell	73-71-75-74-293	\$2,200.00	Cut	Mike Brannan	75-77-152	\$500.00	Cut	Jack McConachie	83-80-163	\$500.00
T-30	Lanny Wadkins	76-72-72-73-293	\$2,200.00	Cut	John Calabria	77-75-152	\$500.00	Cut	Terry Florence	78-87-165	\$500.00
T-41	Charles Coody	73-71-79-71-294	\$1,300.00	Cut	Lynn Janson	76-76-152	\$500.00	Cut	Roger Kennedy	80-88-168	\$500.00
T-41	Ben Crenshaw	69-74-78-73-294	\$1,300.00	Cut	Denny Lyons	76-76-152	\$500.00	Cut	Craig Harmon	89-80-169	\$500.00
T-41	John Fought	72-72-76-74-294	\$1,300.00	Cut	Allen Miller	77-75-152	\$500.00	Cut	Billy Casper	82-88-170	\$500.00
T-41	Dana Quigley	73-76-73-72-294	\$1,300.00	Cut	Tom Purtzer	74-78-152	\$500.00	Cut	Robert Nichols	80-90-170	\$500.00
T-41	Fuzzy Zoeller	76-73-71-74-294	\$1,300.00	Cut	George Shortridge	74-78-152	\$500.00	WD	Jerry Barber	80	\$500.00
T-46	Gary Koch	71-71-78-75-295	\$892.50	Cut	Tommy Aycok	77-76-153	\$500.00	WD	Rik Massengale	82	\$500.00
T-46	Mike Morley	71-73-76-75-295	\$892.50	Cut	Randy Glover	76-77-153	\$500.00	WD	Sam Snead	82	\$500.00
T-46	Don Pooley	74-75-75-71-295	\$892.50	Cut	Wayne Levi	74-79-153	\$500.00	WD	Chi Chi Rodriguez	83	\$500.00
T-46	D.A. Weibring	76-73-71-75-295	\$892.50	Cut	Jeff Mitchell	77-76-153	\$500.00				
T-50	Keith Fergus	74-73-75-74-296	\$796.00	Cut	Larry Nelson	79-74-153	\$500.00				

1979 Australian David Graham fired a 5-under-par 65 over the final round, despite a double bogey on the 72nd hole, to tie Ben Crenshaw at 8-under-par 272, the second-lowest 72-hole total since the Championship switched to stroke play. Graham tied Crenshaw on the first two playoff holes, with one putt of 18 feet for par on the first hole, and 10 feet for birdie on the second hole. Graham won the Championship with a birdie on the third playoff hole.

Champion: David Graham, Dallas, Texas

Site: Oakland Hills CC, Bloomfield Hills, Mich.

Date: Aug. 2-5 **Purse:** \$350,600

Par: 35-35-70 (7,014 Yards)

Field: 150 **Cut at:** 146 **74 players advanced**



	Course Avg	Under Par	At Par	Over Par	Round Leader	Low Round	David Graham
Round 1:	74.0	15	11	124	Tom Watson	66 - Tom Watson	69 - T-5
Round 2:	73.1	18	12	119	Ben Crenshaw	65 - Alan Tapie	137 - (68) T-2
Round 3:	71.5	19	8	47	Rex Caldwell	66 - Caldwell, Renner	207 - (70) T-3
Round 4:	72.2	14	7	53	Graham, Crenshaw	65 - David Graham	272 - (65) T-1
Totals:	73.02	66	38	343			

Championship Summary

Place	Name	Score	Winnings	Place	Name	Score	Winnings	Place	Name	Score	Winnings
1	David Graham	69-68-70-65-272	\$60,000.00	T-51	Rod Curl	72-72-73-73-290	\$600.00	Cut	Paul Pultzer	76-73-149	\$350.00
2	Ben Crenshaw	69-67-69-67-272	\$40,000.00	T-51	John Mahaffey	72-74-71-73-290	\$600.00	Cut	Mike Reid	75-74-149	\$350.00
3	Rex Caldwell	67-70-66-71-274	\$25,000.00	T-51	Bob Mann	71-73-71-75-290	\$600.00	Cut	Waddy Stokes	78-71-149	\$350.00
4	Ron Streck	68-71-69-68-276	\$20,000.00	T-54	Wally Armstrong	74-71-73-73-291	\$567.50	Cut	D.A. Weibring	76-73-149	\$350.00
T-5	Gibby Gilbert	69-72-68-69-278	\$14,500.00	T-54	Dave Barber	74-69-71-77-291	\$567.50	Cut	Isao Aoki	78-72-150	\$350.00
T-5	Jerry Pate	69-69-69-71-278	\$14,500.00	T-54	Jim Dent	70-72-76-73-291	\$567.50	Cut	Julius Boros	77-73-150	\$350.00
T-7	Jay Haas	68-69-73-69-279	\$9,200.00	T-54	Leonard Thompson	72-67-78-74-291	\$567.50	Cut	Jim Ferree	75-75-150	\$350.00
T-7	Don January	69-70-71-69-279	\$9,200.00	T-54	DeWitt Weaver	73-73-71-74-291	\$567.50	Cut	Howell Fraser	73-77-150	\$350.00
T-7	Howard Twitty	70-73-69-67-279	\$9,200.00	T-54	Fuzzy Zoeller	70-75-75-71-291	\$567.50	Cut	Phil Hancock	79-71-150	\$350.00
T-10	Lou Graham	69-74-68-69-280	\$6,750.00	T-60	Keith Fergus	73-70-73-76-292	\$547.50	Cut	Bill Kratzert	74-76-150	\$350.00
T-10	Gary Koch	71-71-71-67-280	\$6,750.00	T-60	Barry Jaekel	71-73-75-73-292	\$547.50	Cut	Lloyd Monroe	74-76-150	\$350.00
T-12	Andy Bean	76-69-68-68-281	\$5,250.00	T-62	Raymond Floyd	74-70-77-72-293	\$535.00	Cut	Ralph Montoya	76-74-150	\$350.00
T-12	Jerry McGee	73-69-71-68-281	\$5,250.00	T-62	Mark Hayes	71-73-77-72-293	\$535.00	Cut	Jay Overton	74-76-150	\$350.00
T-12	Jack Renner	71-74-66-70-281	\$5,250.00	T-62	Rocky Thompson	72-72-73-76-293	\$535.00	Cut	George Shortridge	76-74-150	\$350.00
T-12	Tom Watson	66-72-69-74-281	\$5,250.00	T-65	Scott Bess	73-72-75-74-294	\$515.00	Cut	Curtis Strange	74-76-150	\$350.00
T-16	Bob Gilder	73-71-68-70-282	\$3,780.00	T-65	Al Geiberger	76-70-73-75-294	\$515.00	Cut	Tom Weiskopf	79-71-150	\$350.00
T-16	Hubert Green	69-70-72-71-282	\$3,780.00	T-65	Lon Hinkle	73-72-71-78-294	\$515.00	Cut	Charles Coody	79-72-151	\$350.00
T-16	Bruce Lietzke	69-69-71-73-282	\$3,780.00	T-65	Jack Nicklaus	73-72-78-71-294	\$515.00	Cut	Dow Finsterwald	77-74-151	\$350.00
T-16	Gene Littler	71-71-67-73-282	\$3,780.00	T-65	Austin Straub	73-70-72-79-294	\$515.00	Cut	Jimmy Paschal	76-75-151	\$350.00
T-16	Graham Marsh	69-70-71-72-282	\$3,780.00	70	Lanny Wadkins	71-75-73-76-295	\$500.00	Cut	David Jimenez	77-75-152	\$350.00
T-21	Bob Byman	73-72-69-69-283	\$3,250.00	71	Bobby Wadkins	77-68-75-76-296	\$500.00	Cut	Mac McLendon	78-74-152	\$350.00
T-21	John Schroeder	72-72-70-69-283	\$3,250.00	72	Dean Refram	75-69-79-75-298	\$500.00	Cut	Larry Ringer	78-74-152	\$350.00
T-23	Frank Conner	70-73-69-72-284	\$2,900.00	T-73	Dennis Coscina	76-70-74-83-303	\$500.00	Cut	Larry Startzel	77-75-152	\$350.00
T-23	Rod Funseth	70-69-76-69-284	\$2,900.00	T-73	Ronald Smoak	72-74-78-79-303	\$500.00	Cut	Bruce Summerhays	78-74-152	\$350.00
T-23	Peter Jacobsen	70-74-67-73-284	\$2,900.00	Cut	Tommy Ayccock	75-72-147	\$350.00	Cut	Guy Cullins	74-79-153	\$350.00
T-23	Gary Player	73-70-70-71-284	\$2,900.00	Cut	Mike Brannan	73-74-147	\$350.00	Cut	Tom Joyce	74-79-153	\$350.00
T-23	Alan Tapie	73-65-76-70-284	\$2,900.00	Cut	Billy Casper	75-72-147	\$350.00	Cut	Tony Kaloustian	74-79-153	\$350.00
T-28	Miller Barber	73-72-69-71-285	\$2,300.00	Cut	Randy Erskine	72-75-147	\$350.00	Cut	Mike McCullough	82-71-153	\$350.00
T-28	George Burns	71-74-67-73-285	\$2,300.00	Cut	Al Mergert	76-71-147	\$350.00	Cut	Bobby Phillips	78-75-153	\$350.00
T-28	Mark McCumber	75-68-70-72-285	\$2,300.00	Cut	Lindy Miller	76-71-147	\$350.00	Cut	Jack Sommers	74-79-153	\$350.00
T-28	Artie McNickle	69-70-72-74-285	\$2,300.00	Cut	Orville Moody	72-75-147	\$350.00	Cut	Mark Alwin	77-77-154	\$350.00
T-28	Gil Morgan	72-73-70-70-285	\$2,300.00	Cut	Jim Nelford	74-73-147	\$350.00	Cut	Roger Ginsberg	76-78-154	\$350.00
T-28	Larry Nelson	70-75-70-70-285	\$2,300.00	Cut	Jim Thorpe	71-76-147	\$350.00	Cut	Joe Inman Jr.	80-74-154	\$350.00
T-28	Ed Sneed	77-67-70-71-285	\$2,300.00	Cut	Tim Collins	74-74-148	\$350.00	Cut	Babe Lichardus	78-76-154	\$350.00
T-35	Lee Elder	70-71-73-73-287	\$1,600.00	Cut	Woody Dame	75-73-148	\$350.00	Cut	Jim Logue	78-76-154	\$350.00
T-35	Lynn Janson	73-71-72-71-287	\$1,600.00	Cut	Buddy Gardner	76-72-148	\$350.00	Cut	Steve Spray	77-77-154	\$350.00
T-35	Tom Kite	72-72-69-74-287	\$1,600.00	Cut	Hale Irwin	73-75-148	\$350.00	Cut	Arnold Palmer	81-74-155	\$350.00
T-35	Jim Masserio	69-73-71-74-287	\$1,600.00	Cut	Grier Jones	73-75-148	\$350.00	Cut	Roy Abramelt	80-76-156	\$350.00
T-35	Bill Rogers	70-72-73-72-287	\$1,600.00	Cut	Tom Pultzer	73-75-148	\$350.00	Cut	Gary Clark	78-78-156	\$350.00
T-35	Dave Stockton	70-75-72-70-287	\$1,600.00	Cut	Victor Regalado	72-76-148	\$350.00	Cut	Mike Davis	81-75-156	\$350.00
T-35	Lee Trevino	70-73-72-72-287	\$1,600.00	Cut	J.C. Snead	72-76-148	\$350.00	Cut	Bobby Nichols	74-82-156	\$350.00
T-42	Calvin Peete	75-71-70-72-288	\$1,050.00	Cut	Craig Stadler	73-75-148	\$350.00	Cut	Mike Felker	77-80-157	\$350.00
T-42	Sam Snead	73-71-71-73-288	\$1,050.00	Cut	Ron Terry	74-74-148	\$350.00	Cut	Bob Galloway	82-75-157	\$350.00
T-42	Jimmy Wright	72-69-72-75-288	\$1,050.00	Cut	Doug Tewell	75-73-148	\$350.00	Cut	Jerry Barber	83-75-158	\$350.00
T-42	Kermil Zarley	73-69-71-75-288	\$1,050.00	Cut	Bobby Walzel	75-73-148	\$350.00	Cut	Craig Bunker	79-80-159	\$350.00
T-46	Tommy Aaron	73-73-69-74-289	\$704.00	Cut	Jim White	78-70-148	\$350.00	Cut	Alan White	80-79-159	\$350.00
T-46	Jim Colbert	73-73-72-71-289	\$704.00	Cut	John Gentile	75-74-149	\$350.00	Cut	Emil Esposito	81-79-160	\$350.00
T-46	Don Padgett	71-75-73-70-289	\$704.00	Cut	Mich. Nilon	75-74-149	\$350.00	Cut	Rob Bragg	81-81-162	\$350.00
T-46	Chi Chi Rodriguez	71-72-72-74-289	\$704.00	Cut	Bob Murphy	71-78-149	\$350.00	Cut	Doug Ford	81-82-163	\$350.00
T-46	Jim Simons	76-68-73-72-289	\$704.00	Cut	Andy North	76-73-149	\$350.00	WD	Richard Martinez	81	\$350.00

1978 John Mahaffey, trailing third-round leader Tom Watson by seven strokes, staged a PGA Championship record rally to tie Watson and Jerry Pate after 72 holes. Mahaffey won his first major championship with a dramatic 12-foot birdie putt on the par-4 second extra hole. Mahaffey's final-round 66 put him at 276, 8-under-par.

Champion: John Mahaffey, Houston, Texas		
Site: Oakmont CC, Oakmont, Pa.		
Date: Aug. 3-6		Purse: \$300,240
Par: 36-35-71 (6,989 Yards)		
Field: 150	Cut at 148	70 players advanced



	Course Avg	Under Par	At Par	Over Par	Round Leader	Low Round	John Mahaffey
Round 1:	75.6	16	6	127	Tom Watson	67 - Tom Watson	75 - T-47
Round 2:	74.8	14	17	118	Tom Watson	67 - J. Mahaffey, G. Archer, B. Nichols, T. Weiskopf	142 - (67) T-6
Round 3:	72.2	20	7	44	Tom Watson	66 - Jerry Pate	210 - (68) 5th
Round 4:	73.7	14	4	52	Mahaffey, Pate, Watson	66 - J. Mahaffey, G. Morgan	276 - (66) T-1
Totals:	74.51	64	34	341			

■ Championship Summary

Place	Name	Score	Winnings	Place	Name	Score	Winnings	Place	Name	Score	Winnings
1	John Mahaffey	75-67-68-66-276	\$50,000.00	T-50	Raymond Floyd	76-72-73-73-294	\$512.50	Cut	Steve Spray	73-79-152	\$303.00
T-2	Jerry Pate	72-70-66-68-276	\$25,000.00	T-50	Dave Hill	69-76-75-74-294	\$512.50	Cut	Buddy Whitten	76-76-152	\$303.00
T-2	Tom Watson	67-69-67-73-276	\$25,000.00	T-50	Jack Newton	73-71-71-79-294	\$512.50	Cut	Gene Borek	79-74-153	\$303.00
T-4	Gil Morgan	76-71-66-67-280	\$14,500.00	T-54	Bobby Cole	75-73-73-74-295	\$500.00	Cut	Billy Casper	79-74-153	\$303.00
T-4	Tom Weiskopf	73-67-69-71-280	\$14,500.00	T-54	Bob Murphy	71-75-71-78-295	\$500.00	Cut	Rives McBee	76-77-153	\$303.00
6	Craig Stadler	70-74-67-71-282	\$10,000.00	T-54	Tom Purtzer	72-70-78-75-295	\$500.00	Cut	Jack Nicklaus	79-74-153	\$303.00
T-7	Andy Bean	72-72-70-70-284	\$8,000.00	T-54	Bobby Wadkins	74-74-71-76-295	\$500.00	Cut	Bob Payne	79-74-153	\$303.00
T-7	Graham Marsh	72-74-68-70-284	\$8,000.00	T-58	Jay Haas	73-71-77-75-296	\$500.00	Cut	Art Proctor	77-76-153	\$303.00
T-7	Lee Trevino	69-73-70-72-284	\$8,000.00	T-58	Mike McCullough	76-71-75-74-296	\$500.00	Cut	Bruce Summerhays	74-79-153	\$303.00
10	Fuzzy Zoeller	75-69-73-68-285	\$6,500.00	T-58	Curtis Strange	72-74-71-79-296	\$500.00	Cut	Alan Tapie	77-76-153	\$303.00
11	Joe Inman Jr.	72-68-69-77-286	\$6,000.00	61	George Archer	76-67-77-77-297	\$500.00	Cut	Russell Glover	73-81-154	\$303.00
T-12	Hale Irwin	73-71-73-70-287	\$4,812.50	62	Bruce Lietzke	75-72-73-78-298	\$500.00	Cut	Dave Barber	80-75-155	\$303.00
T-12	Bill Kratzert	70-77-73-67-287	\$4,812.50	63	Lon Hinkle	73-73-74-79-299	\$500.00	Cut	Bobby Brue	82-73-155	\$303.00
T-12	Larry Nelson	76-71-70-70-287	\$4,812.50	T-64	Laurie Hammer	74-72-77-77-300	\$500.00	Cut	Doug Dalziel	82-73-155	\$303.00
T-12	John Schroeder	76-69-70-72-287	\$4,812.50	T-64	Jerry Heard	76-71-72-81-300	\$500.00	Cut	Geoff Hensley	76-79-155	\$303.00
T-16	Ben Crenshaw	69-71-75-73-288	\$3,766.67	T-64	Gary Koch	74-72-77-77-300	\$500.00	Cut	Rik Massengale	81-74-155	\$303.00
T-16	Phil Hancock	70-73-70-75-288	\$3,766.66	T-64	Ed Sneed	76-72-73-79-300	\$500.00	Cut	Steve Satterstrom	79-76-155	\$303.00
T-16	Grier Jones	70-73-71-74-288	\$3,766.67	T-64	Howard Twitty	75-72-77-76-300	\$500.00	Cut	Gene Torres	77-78-155	\$303.00
T-19	Wally Armstrong	71-73-75-70-289	\$3,100.00	69	Jim Colbert	74-74-73-80-301	\$500.00	Cut	Jim Ahern	80-76-156	\$303.00
T-19	George Burns	79-68-70-72-289	\$3,100.00	70	Bill Hall	76-72-77-78-303	\$500.00	Cut	Woody Dame	78-78-156	\$303.00
T-19	Bob Gilder	74-71-70-74-289	\$3,100.00	Cut	Julius Boros	78-71-149	\$303.00	Cut	Forrest Fezler	77-79-156	\$303.00
T-19	Don January	73-72-75-69-289	\$3,100.00	Cut	Doug Ford	74-75-149	\$303.00	Cut	Dave Marad	75-81-156	\$303.00
T-19	Bobby Nichols	75-67-73-74-289	\$3,100.00	Cut	Bob Galloway	71-78-149	\$303.00	Cut	Rick Acton	78-79-157	\$303.00
T-19	Dave Stockton	68-75-74-72-289	\$3,100.00	Cut	Mark Hayes	76-73-149	\$303.00	Cut	Jerry Breaux	79-78-157	\$303.00
T-19	Kermit Zarley	75-71-67-76-289	\$3,100.00	Cut	Tom Kite	74-75-149	\$303.00	Cut	Joe Jimenez	78-79-157	\$303.00
T-26	George Cadle	74-74-74-68-290	\$2,350.00	Cut	Gene Littler	76-73-149	\$303.00	Cut	Jeff Mitchell	82-75-157	\$303.00
T-26	Rod Curl	76-71-73-70-290	\$2,350.00	Cut	Pat McGowan	74-75-149	\$303.00	Cut	Jim O'Hern	76-82-158	\$303.00
T-26	Hubert Green	71-71-74-74-290	\$2,350.00	Cut	Don Pooley	74-75-149	\$303.00	Cut	Denny Lyons	76-83-159	\$303.00
T-26	Peter Oosterhuis	73-72-72-73-290	\$2,350.00	Cut	Jim Simons	76-73-149	\$303.00	Cut	Roy Vucinich	82-77-159	\$303.00
T-26	Gary Player	76-72-71-71-290	\$2,350.00	Cut	Howell Fraser	78-72-150	\$303.00	Cut	Bob Boldt	77-83-160	\$303.00
T-26	Greg Powers	75-70-75-70-290	\$2,350.00	Cut	Mike Hill	78-72-150	\$303.00	Cut	Walker Inman	82-78-160	\$303.00
T-26	Bob Shearer	73-73-71-73-290	\$2,350.00	Cut	Allen Miller	75-75-150	\$303.00	Cut	Max Anderson	81-80-161	\$303.00
T-26	Bob Zender	73-69-74-74-290	\$2,350.00	Cut	Larry Rinker	75-75-150	\$303.00	Cut	Dick Smith	82-79-161	\$303.00
T-34	Jim Dent	74-74-70-73-291	\$1,750.00	Cut	David Eger	77-74-151	\$303.00	Cut	Steve Benson	81-81-162	\$303.00
T-34	Victor Regalado	76-71-70-74-291	\$1,750.00	Cut	Dow Finsterwald	77-74-151	\$303.00	Cut	Jim King	81-82-163	\$303.00
T-34	Mike Sullivan	70-75-73-73-291	\$1,750.00	Cut	Al Geiberger	76-75-151	\$303.00	Cut	Steve Smith	79-84-163	\$303.00
T-34	Lanny Wadkins	70-73-72-76-291	\$1,750.00	Cut	David Graham	74-77-151	\$303.00	Cut	Stan Thirk	81-82-163	\$303.00
T-38	Danny Edwards	74-73-70-75-292	\$1,350.00	Cut	Lou Graham	80-71-151	\$303.00	Cut	Bob Leaver	85-79-164	\$303.00
T-38	Keith Fergus	71-74-72-75-292	\$1,350.00	Cut	Barry Jaeckel	76-75-151	\$303.00	Cut	Babe Lichardus	83-81-164	\$303.00
T-38	Morris Hatalasky	77-71-69-75-292	\$1,350.00	Cut	John Lister	73-78-151	\$303.00	Cut	Rocky Nelson	83-81-164	\$303.00
T-38	Johnny Miller	69-72-72-79-292	\$1,350.00	Cut	Jim Picard	76-75-151	\$303.00	Cut	Joe Lanza	83-82-165	\$303.00
T-42	Dave Eichelberger	74-73-74-72-293	\$812.50	Cut	Jack Renner	77-74-151	\$303.00	Cut	Mac Main	86-81-167	\$303.00
T-42	Lee Elder	71-76-73-73-293	\$812.50	Cut	Bryan Abbott	75-77-152	\$303.00	Cut	Lou Merkle	82-85-167	\$303.00
T-42	Rod Funseth	70-73-72-78-293	\$812.50	Cut	Paul Barkhouse	77-75-152	\$303.00	Cut	Larry Wheeler	88-79-167	\$303.00
T-42	Mike Morley	70-73-73-77-293	\$812.50	Cut	George Bellino	76-76-152	\$303.00	Cut	John Bonella	83-87-170	\$303.00
T-42	Andy North	76-71-73-73-293	\$812.50	Cut	Charles Coody	76-76-152	\$303.00	Cut	Bob Kay	83-88-171	\$303.00
T-42	Bill Rogers	72-74-73-74-293	\$812.50	Cut	Bob Duden	74-78-152	\$303.00	Cut	Jerry Jones	88-90-178	\$303.00
T-42	Leonard Thompson	72-76-74-71-293	\$812.50	Cut	Gibby Gilbert	75-77-152	\$303.00	DQ	Rex Caldwell	70-75-145	\$303.00
T-42	DeWitt Weaver	75-69-72-77-293	\$812.50	Cut	Steve Melnyk	73-79-152	\$303.00	DQ	Jerry McGee	70-74-76-220	\$303.00
T-50	Tommy Aycock	74-72-75-73-294	\$512.50	Cut	Arnold Palmer	78-74-152	\$303.00				

1977 For the first time, a major championship was decided in a sudden-death playoff, as Lanny Wadkins made a six-foot par putt on the third extra hole to beat Gene Littler, who led from the first round. Wadkins began the final round six shots behind Littler and was still five behind with nine holes to play, despite two front-nine eagles. Littler bogeyed five of the first six holes on the back nine, allowing Jack Nicklaus to tie him at the 15th hole, with the 27-year-old Wadkins just one shot back. Nicklaus bogeyed the par-3 17th, and Wadkins pulled into a tie with Littler, with his only birdie of the day at the 18th.

Champion: Lanny Wadkins, Dallas, Texas

Site: Pebble Beach Golf Links, Pebble Beach, Calif.

Date: Aug. 11-14

Purse: \$250,750

Par: 36-36-72 (6,804 Yards)

Field: 138 Cut at 151 71 players advanced



	Course Avg	Under Par	At Par	Over Par	Round Leader	Low Round	Lanny Wadkins
Round 1:	76.0	20	8	110	Gene Littler	67 - Gene Littler	69 - T-5
Round 2:	75.6	20	8	107	Gene Littler	68 - Gil Morgan, M. Barber	140 - (71) T-3
Round 3:	73.3	25	6	40	Gene Littler	67 - L. Lott, D. Edwards	212 - (72) T-4
Round 4:	75.3	6	8	57	L. Wadkins, G. Littler	70 - L. Wadkins, B. Kratzert, J. Miller	282 - (70) T-1
Totals:	75.36	71	30	314			

Championship Summary

Place	Name	Score	Winnings	Place	Name	Score	Winnings	Place	Name	Score	Winnings
1	Lanny Wadkins	69-71-72-70-282	\$45,000.00	47	Bob E. Smith	76-70-77-75-298	\$650.00	Cut	Bob Zender	76-78-154	\$250.00
2	Gene Littler	67-69-70-76-282	\$25,000.00	T-48	Wally Armstrong	73-74-77-75-299	\$550.00	Cut	Jim Albus	80-75-155	\$250.00
3	Jack Nicklaus	69-71-70-73-283	\$15,000.00	T-48	Dave Hill	73-77-74-75-299	\$550.00	Cut	Tommy Aycock	82-73-155	\$250.00
4	Charles Coody	70-71-70-73-284	\$12,000.00	T-48	Mac McLendon	75-73-76-75-299	\$550.00	Cut	Dave Barber	76-79-155	\$250.00
5	Jerry Pate	73-70-69-73-285	\$10,000.00	T-51	Bruce Devlin	75-73-74-78-300	\$488.10	Cut	Andy Bean	75-80-155	\$250.00
T-6	Al Geiberger	71-70-73-72-286	\$7,300.00	T-51	Bobby Nichols	72-75-78-75-300	\$488.10	Cut	Babe Lichardus	79-76-155	\$250.00
T-6	Lou Graham	71-73-71-71-286	\$7,300.00	T-51	Kermit Zarley	76-75-75-74-300	\$488.10	Cut	Bob Moreland	75-80-155	\$250.00
T-6	Don January	75-69-70-72-286	\$7,300.00	T-54	Bob Duden	74-76-79-72-301	\$488.10	Cut	Gene Samborsky	79-76-155	\$250.00
T-6	Jerry McGee	68-70-77-71-286	\$7,300.00	T-54	Larry Nelson	77-69-79-76-301	\$488.10	Cut	Dennis Coscina	76-80-156	\$250.00
T-6	Tom Watson	68-73-71-74-286	\$7,300.00	T-54	Sam Snead	80-71-71-79-301	\$488.10	Cut	Woody Dame	78-78-156	\$250.00
T-11	Joe Inman Jr.	72-69-73-73-287	\$5,250.00	T-54	Fuzzy Zoeller	70-72-79-80-301	\$488.10	Cut	David Graham	77-79-156	\$250.00
T-11	Johnny Miller	70-74-73-70-287	\$5,250.00	T-58	Julius Boros	73-75-77-77-302	\$488.10	Cut	Tom Nieporte	79-77-156	\$250.00
T-13	Tom Kite	73-73-70-72-288	\$4,350.00	T-58	Bob Gilder	76-74-68-84-302	\$488.10	Cut	Jim Picard	78-78-156	\$250.00
T-13	Lee Trevino	71-73-71-73-288	\$4,350.00	T-58	Graham Marsh	74-74-77-77-302	\$488.10	Cut	John Cook	81-76-157	\$250.00
T-15	George Cadle	69-73-70-77-289	\$3,700.00	T-58	Tom Weiskopf	77-72-74-79-302	\$488.10	Cut	Lionel Hebert	79-78-157	\$250.00
T-15	Bruce Lietzke	74-70-74-71-289	\$3,700.00	T-62	Hubert Green	74-77-76-76-303	\$488.09	Cut	Al Mengert	80-77-157	\$250.00
T-15	Gil Morgan	74-68-70-77-289	\$3,700.00	T-62	John Lister	70-75-80-78-303	\$488.09	Cut	Andy North	78-79-157	\$250.00
T-15	Leonard Thompson	72-73-69-75-289	\$3,700.00	T-62	Bob Payne	73-76-75-79-303	\$488.09	Cut	Chuck Scally	80-77-157	\$250.00
T-19	George Archer	70-73-76-72-291	\$2,700.00	65	Rusty Guernsey	78-72-77-80-307	\$488.09	Cut	Pat Fitzsimons	77-81-158	\$250.00
T-19	George Burns	71-76-70-74-291	\$2,700.00	T-66	Phil Ferranti	75-73-79-81-308	\$488.09	Cut	Gary Koch	77-81-158	\$250.00
T-19	Mark Hayes	68-75-74-74-291	\$2,700.00	T-66	Jim Ferriell	78-71-79-80-308	\$488.09	Cut	Chi Chi Rodriguez	80-78-158	\$250.00
T-19	Arnold Palmer	72-73-73-73-291	\$2,700.00	T-66	Tom Jenkins	78-73-77-80-308	\$488.09	Cut	Jimmy Wright	81-77-158	\$250.00
T-19	John Schroeder	73-76-68-74-291	\$2,700.00	69	Bob Benson	74-75-75-85-309	\$488.09	Cut	Bobby Afton	77-82-159	\$250.00
T-19	J.C. Snead	76-71-72-72-291	\$2,700.00	70	Dow Finsterwald	76-75-84-75-310	\$488.09	Cut	Vince Bizik	77-82-159	\$250.00
T-25	Miller Barber	77-68-69-78-292	\$1,716.66	71	Larry Ringer	77-74-79-85-315	\$488.09	Cut	Jay Hebert	80-79-159	\$250.00
T-25	Grier Jones	72-74-72-74-292	\$1,716.67	Cut	Tommy Aaron	74-78-152	\$250.00	Cut	Alan White	81-78-159	\$250.00
T-25	Bill Kratzert	71-76-75-70-292	\$1,716.67	Cut	Tim Collins	72-80-152	\$250.00	Cut	Jerry Barber	79-81-160	\$250.00
T-25	Lyn Lott	76-75-67-74-292	\$1,716.67	Cut	Jim Dent	76-76-152	\$250.00	Cut	George Bellino	76-84-160	\$250.00
T-25	Bob Murphy	72-72-72-76-292	\$1,716.66	Cut	Dave Eichelberger	81-71-152	\$250.00	Cut	Doug Ford	81-79-160	\$250.00
T-25	Jim Simons	74-74-69-75-292	\$1,716.67	Cut	Ken Folkes	76-76-152	\$250.00	Cut	Bob Galloway	82-78-160	\$250.00
T-31	Billy Casper	73-71-70-79-293	\$1,350.00	Cut	Larry Gilbert	74-78-152	\$250.00	Cut	Larry Startzel	81-79-160	\$250.00
T-31	Lon Hinkle	72-72-74-75-293	\$1,350.00	Cut	Larry Mowry	76-76-152	\$250.00	Cut	Bert Weaver	79-81-160	\$250.00
T-31	Roger Maltbie	70-79-70-74-293	\$1,350.00	Cut	Bill Rogers	77-75-152	\$250.00	Cut	Woody Blackburn	74-87-161	\$250.00
T-31	Gary Player	74-77-68-74-293	\$1,350.00	Cut	Mike Schlueter	73-79-152	\$250.00	Cut	Bob Wynn	81-80-161	\$250.00
T-31	Dave Stockton	75-75-69-74-293	\$1,350.00	Cut	Bill Schumaker	75-77-152	\$250.00	Cut	Charles Sifford	79-85-164	\$250.00
T-36	Danny Edwards	76-74-67-77-294	\$1,125.00	Cut	Dennis Bradley	78-75-153	\$250.00	Cut	Ed Francese	80-85-165	\$250.00
T-36	Rik Massengale	77-73-70-74-294	\$1,125.00	Cut	Lee Elder	75-78-153	\$250.00	Cut	Jay Morelli	86-79-165	\$250.00
T-36	John Schlee	73-73-73-75-294	\$1,125.00	Cut	George Lanning	73-80-153	\$250.00	Cut	Eldridge Miles	88-79-167	\$250.00
T-36	Ed Sneed	74-73-72-75-294	\$1,125.00	Cut	Tom Purtzer	79-74-153	\$250.00	Cut	Bruce Summerhays	83-84-167	\$250.00
T-40	Raymond Floyd	74-72-73-76-295	\$975.00	Cut	Steve Taylor	77-76-153	\$250.00	Cut	Kelly Childs	86-82-168	\$250.00
T-40	Mike McCullough	77-69-72-77-295	\$975.00	Cut	Bobby Walzel	79-74-153	\$250.00	Cut	Tom McGuirk	83-85-168	\$250.00
T-42	Buddy Allin	77-72-75-72-296	\$875.00	Cut	Bryan Abbott	78-76-154	\$250.00	Cut	Dave Oliphant	87-83-170	\$250.00
T-42	Butch Baird	75-74-73-74-296	\$875.00	Cut	Laurie Hammer	76-78-154	\$250.00	Cut	Gary Campbell	94-87-181	\$250.00
T-44	Hale Irwin	74-75-73-75-297	\$750.00	Cut	Jay Horton	78-76-154	\$250.00	DQ	Pat Rea	80	\$250.00
T-44	Steve Melnyk	71-75-74-77-297	\$750.00	Cut	Chuck Keating	82-72-154	\$250.00	WD	Jim Ferrier	84	\$250.00
T-44	Mike Morley	71-74-80-72-297	\$750.00	Cut	David G. Smith	77-77-154	\$250.00	WD	Tony Laporte	87	\$250.00

1976 For the first time in history, rain pushed the final round of a PGA Championship over to Monday. A record 115,450 spectators attended the Championship. Needing a par on the treacherous 18th hole at Congressional to win his second PGA Championship, and avoid a playoff with Don January and Raymond Floyd, Dave Stockton made his 10-foot putt for par. His rounds of 70-72-69-70=281 matched the highest winning total in this classic at the time.

Champion: Dave Stockton, Mentone, Calif.

Site: Congressional CC, Bethesda, Md.

Date: Aug. 12-16 **Purse:** \$250,950

Par: 35-35-70 (7,054 Yards)

Field: 138 **Cut at:** 149 **76 players advanced**



	Course Avg	Under Par	At Par	Over Par	Round Leader	Low Round	Dave Stockton
Round 1:	74.8	11	9	118	Tom Weiskopf	65 - Tom Weiskopf	70 - T-12
Round 2:	74.7	11	8	119	Gil Morgan	66 - Dave Hill	142 - (72) T-20
Round 3:	73.4	7	7	62	Charles Coody	67 - Charles Coody	211 - (69) T-5
Round 4:	74.1	1	5	67	Dave Stockton	69 - Jerry Pate	281 - (70) 1st
Totals:	74.44	30	29	366			

Championship Summary

Place	Name	Score	Winnings	Place	Name	Score	Winnings	Place	Name	Score	Winnings
1	Dave Stockton	70-72-69-70=281	\$45,000.00	T-43	Don Padgett	71-71-72-79=293	\$725.00	Cut	Jim Marshall	77-75=152	\$250.00
T-2	Raymond Floyd	72-68-71-71=282	\$20,000.00	T-43	Kermit Zarley	71-73-74-75=293	\$725.00	Cut	Rives McBee	77-75=152	\$250.00
T-2	Don January	70-69-71-72=282	\$20,000.00	T-49	Wally Armstrong	74-75-69-76=294	\$525.00	Cut	Bob Post	76-76=152	\$250.00
T-4	David Graham	70-71-70-72=283	\$9,750.00	T-49	Andy North	72-73-79-70=294	\$525.00	Cut	Larry Gilbert	79-74=153	\$250.00
T-4	Jack Nicklaus	71-69-69-74=283	\$9,750.00	T-51	Miller Barber	79-70-73-73=295	\$450.00	Cut	Gary Koch	74-79=153	\$250.00
T-4	Jerry Pate	69-73-72-69=283	\$9,750.00	T-51	Don Bies	76-71-72-76=295	\$450.00	Cut	Bobby Nichols	74-79=153	\$250.00
T-4	John Schlee	72-71-70-70=283	\$9,750.00	T-51	George Cadle	71-70-77-77=295	\$450.00	Cut	Art Wall	75-78=153	\$250.00
T-8	Charles Coody	68-72-67-77=284	\$6,000.00	T-51	Billy Casper	75-74-72-74=295	\$450.00	Cut	Terry Wilcox	79-74=153	\$250.00
T-8	Ben Crenshaw	71-69-74-70=284	\$6,000.00	T-51	Dennis Tiziani	77-68-75-75=295	\$450.00	Cut	Dennis Coscina	78-76=154	\$250.00
T-8	Jerry McGee	68-72-72-72=284	\$6,000.00	T-51	Bert Weaver	73-70-78-74=295	\$450.00	Cut	Tom Joyce	80-74=154	\$250.00
T-8	Gil Morgan	66-68-75-75=284	\$6,000.00	T-57	Jim Colbert	72-72-75-77=296	\$450.00	Cut	Gary McCord	74-80=154	\$250.00
T-8	Tom Weiskopf	65-74-73-72=284	\$6,000.00	T-57	Ed Sneed	71-76-76-73=296	\$450.00	Cut	Victor Regalado	80-74=154	\$250.00
T-13	Tom Kite	66-72-73-75=286	\$4,350.00	T-57	Tom Ulozas	73-76-74-73=296	\$450.00	Cut	Steve Taylor	76-78=154	\$250.00
T-13	Gary Player	70-69-72-75=286	\$4,350.00	T-60	Gene Borek	73-76-72-76=297	\$450.00	Cut	George Bellino	81-74=155	\$250.00
T-15	Lee Elder	68-74-70-75=287	\$3,400.00	T-60	Jack Kiefer	72-71-75-79=297	\$450.00	Cut	Dick Goetz	79-76=155	\$250.00
T-15	Mark Hayes	69-72-73-73=287	\$3,400.00	T-60	Jim Simons	75-73-72-77=297	\$450.00	Cut	Tommy Jacobs	81-74=155	\$250.00
T-15	Mike Hill	72-70-73-72=287	\$3,400.00	T-60	Jimmy Wright	77-72-72-76=297	\$450.00	Cut	Roger Watson	77-78=155	\$250.00
T-15	Mike Morley	69-72-72-74=287	\$3,400.00	64	Lyn Lott	70-72-76-80=298	\$450.00	Cut	Larry Ziegler	78-77=155	\$250.00
T-15	Arnold Palmer	71-76-68-72=287	\$3,400.00	T-65	Bob Dickson	74-73-77-75=299	\$450.00	Cut	Maurice VerBrugge	81-75=156	\$250.00
T-15	J.C. Snead	74-71-70-72=287	\$3,400.00	T-65	Forrest Fezler	72-75-73-79=299	\$450.00	Cut	Billy Zlobro	77-79=156	\$250.00
T-15	Tom Watson	70-74-70-73=287	\$3,400.00	T-65	Mac McLendon	77-72-76-74=299	\$450.00	Cut	Ed Dougherty	79-78=157	\$250.00
T-22	Lou Graham	74-70-70-74=288	\$2,064.28	68	Labron Harris Jr.	73-73-80-75=301	\$450.00	Cut	Quinton Gray	75-82=157	\$250.00
T-22	Jerry Heard	72-74-69-73=288	\$2,064.29	T-69	Clayton Cole	75-74-78-76=303	\$450.00	Cut	Ken Mast	80-77=157	\$250.00
T-22	Dave Hill	76-66-75-71=288	\$2,064.29	T-69	Bob Gilder	75-74-79-75=303	\$450.00	Cut	David Jimenez	81-77=158	\$250.00
T-22	Joe Inman Jr.	72-69-74-73=288	\$2,064.29	T-71	Don Iverson	73-76-81-75=305	\$450.00	Cut	Pat Schwab	77-81=158	\$250.00
T-22	Gene Littler	71-69-73-75=288	\$2,064.28	T-71	Stan Thirsk	76-71-76-82=305	\$450.00	Cut	Jack Baldwin	83-76=159	\$250.00
T-22	Don Massengale	71-74-73-70=288	\$2,064.29	73	Mal Galletta	74-74-78-81=307	\$450.00	Cut	Jay Hebert	83-76=159	\$250.00
T-22	Leonard Thompson	73-69-72-74=288	\$2,064.28	Cut	Rick Acton	75-75=150	\$250.00	Cut	Tony Morosco	75-86=161	\$250.00
29	Joe Porter	72-71-70-76=289	\$1,550.00	Cut	Butch Baird	71-79=150	\$250.00	Cut	Ron Philo	78-83=161	\$250.00
T-30	Hubert Green	73-70-73-74=290	\$1,425.00	Cut	Rex Baxter	74-76=150	\$250.00	Cut	Bobby Brue	82-80=162	\$250.00
T-30	Grier Jones	71-70-75-74=290	\$1,425.00	Cut	George Burns	78-72=150	\$250.00	Cut	Jerry Barber	80-83=163	\$250.00
T-30	Rik Massengale	71-72-73-74=290	\$1,425.00	Cut	Terry Diehl	78-72=150	\$250.00	Cut	Hank Stukart	81-82=163	\$250.00
T-30	Bob Zender	69-71-73-77=290	\$1,425.00	Cut	Doug Ford	77-73=150	\$250.00	Cut	Gordon Waldespuhl	80-83=163	\$250.00
T-34	Bill Collins	70-70-76-75=291	\$1,225.00	Cut	Al Geiberger	78-72=150	\$250.00	Cut	Bob Benning	80-84=164	\$250.00
T-34	Gibby Gilbert	70-78-72-71=291	\$1,225.00	Cut	Lionel Hebert	77-73=150	\$250.00	Cut	John Frillman	81-83=164	\$250.00
T-34	Hale Irwin	69-73-77-72=291	\$1,225.00	Cut	Bob Murphy	74-76=150	\$250.00	Cut	Dick Hart	85-79=164	\$250.00
T-34	Larry Nelson	75-71-74-71=291	\$1,225.00	Cut	Lee Trevino	70-80=150	\$250.00	Cut	Jim Barber	77-88=165	\$250.00
T-38	Tommy Aaron	72-72-72-76=292	\$1,000.00	Cut	Julius Boros	72-79=151	\$250.00	Cut	David G. Smith	80-85=165	\$250.00
T-38	Bruce Crampton	74-71-75-72=292	\$1,000.00	Cut	Al Chandler	79-72=151	\$250.00	Cut	Rich Bland	81-85=166	\$250.00
T-38	Bruce Lietzke	75-73-68-76=292	\$1,000.00	Cut	Randy Glover	78-73=151	\$250.00	Cut	Gene Bone	85-82=167	\$250.00
T-38	Peter Oosterhuis	75-73-73-71=292	\$1,000.00	Cut	Paul Moran	75-76=151	\$250.00	Cut	Robert Atkins	82-87=169	\$250.00
T-38	Howard Twitty	73-71-74-74=292	\$1,000.00	Cut	Dean Refram	72-79=151	\$250.00	Cut	Jeff Mays	86-86=172	\$250.00
T-43	Pat Fitzsimons	77-71-73-72=293	\$725.00	Cut	Sam Snead	75-76=151	\$250.00	Cut	Ron Castillo	88-87=175	\$250.00
T-43	Rod Funseth	71-75-73-74=293	\$725.00	Cut	Lanny Wadkins	73-78=151	\$250.00	WD	John Mahaffey	76-72-71=219	\$250.00
T-43	John Lister	74-72-73-74=293	\$725.00	Cut	Rod Curl	75-77=152	\$250.00	WD	Buddy Allin	71-71-78=220	\$250.00
T-43	Roger Maltbie	76-72-73-72=293	\$725.00	Cut	Denny Lyons	76-76=152	\$250.00	WD	Chuck Scally	74-73-84=231	\$250.00

1975 Played on one of Jack Nicklaus' favorite courses, Firestone South, Nicklaus ran his string of PGA Championship victories to four, one shy of Walter Hagen's record. With opening rounds of 70 and 68, Nicklaus found himself three shots behind Bruce Crampton, whose second-round 63 was the lowest round ever in the Championship. But on Saturday, Nicklaus shot 67, while Crampton soared to 75 for an eight-shot swing, giving Nicklaus a four-shot lead going into the final round. On the final day, Nicklaus cruised to a 71 for a two-shot victory over runner-up Crampton.

Champion: Jack Nicklaus, North Palm Beach, Fla.

Site: Firestone CC, Akron, Ohio

Date: Aug. 7-10 **Purse:** \$225,000

Par: 35-35-70 (7,180 Yards)

Field: 136 **Cut at:** 148 **71** players advanced



	Course Avg	Under Par	At Par	Over Par	Round Leader	Low Round	Jack Nicklaus
Round 1:	75.1	7	9	120	Mark Hayes	67 - Mark Hayes	70 - T-9
Round 2:	73.6	15	8	110	Bruce Crampton	63 - Bruce Crampton	138 - (68) T-3
Round 3:	73.9	3	7	61	Jack Nicklaus	66 - Gene Littler	205 - (67) 1st
Round 4:	73.3	7	5	59	Jack Nicklaus	65 - Andy North	276 - (71) 1st
Totals:	74.16	32	29	350			

Championship Summary

Place	Name	Score	Winnings	Place	Name	Score	Winnings	Place	Name	Score
1	Jack Nicklaus	70-68-67-71-276	\$45,000.00	47	Mike Morley	70-72-75-76-293	\$585.00	Cut	Babe Lichardus	77-74-151
2	Bruce Crampton	71-63-75-69-278	\$25,700.00	T-48	Tom Jenkins	72-75-73-74-294	\$517.50	Cut	Dave Stockton	77-74-151
3	Tom Weiskopf	70-71-70-68-279	\$16,000.00	T-48	Charles Sifford	74-72-75-73-294	\$517.50	Cut	Ken Towns	75-76-151
4	Andy North	72-74-70-65-281	\$10,500.00	T-50	Jim Dent	70-71-77-77-295	\$433.94	Cut	Don Bies	76-76-152
T-5	Billy Casper	69-72-72-70-283	\$8,662.50	T-50	Bruce Devlin	70-73-75-77-295	\$433.93	Cut	Gary Groh	79-73-152
T-5	Hale Irwin	72-65-73-73-283	\$8,662.50	T-50	Forrest Fezler	75-72-71-77-295	\$433.93	Cut	Gary Head	78-74-152
T-7	Dave Hill	71-71-74-68-284	\$6,917.50	T-50	Art Wall	70-74-74-77-295	\$433.94	Cut	Mac Main	77-75-152
T-7	Gene Littler	76-71-66-71-284	\$6,917.50	T-54	Lou Graham	73-71-74-78-296	\$428.57	Cut	Johnny Miller	78-74-152
9	Tom Watson	70-71-71-73-285	\$6,075.00	T-54	George Johnson	73-74-74-75-296	\$428.57	Cut	Larry Ziegler	78-74-152
T-10	Buddy Allin	73-72-70-71-286	\$4,467.86	T-54	Eddie Pearce	74-73-77-72-296	\$428.57	Cut	Wally Armstrong	81-72-153
T-10	Ben Crenshaw	73-72-71-70-286	\$4,467.86	T-54	Ed Sneed	72-75-74-75-296	\$428.57	Cut	Joe Carr	73-80-153
T-10	Raymond Floyd	70-73-72-71-286	\$4,467.86	T-54	Fred Wampler	69-74-80-73-296	\$428.57	Cut	Howell Fraser	76-77-153
T-10	David Graham	72-70-70-74-286	\$4,467.85	T-54	Jimmy Wright	73-74-76-73-296	\$428.57	Cut	Terry Diehl	77-77-154
T-10	Don January	72-70-71-73-286	\$4,467.85	T-60	Bob Benson	68-77-80-72-297	\$428.57	Cut	Phil Ferranti	80-74-154
T-10	John Schlee	71-68-75-72-286	\$4,467.86	T-60	Victor Regalado	74-69-74-80-297	\$428.57	Cut	Gene Ferrell	80-74-154
T-10	Leonard Thompson	74-69-72-71-286	\$4,467.86	T-60	Lee Trevino	73-72-78-74-297	\$428.57	Cut	Roger Maltbie	76-78-154
T-17	Dale Douglass	74-72-74-67-287	\$2,925.00	T-60	Maurice VerBrugge	72-68-84-73-297	\$428.57	Cut	James Riggins	74-80-154
T-17	Gibby Gilbert	73-70-77-67-287	\$2,925.00	T-60	Roger Watson	73-73-76-75-297	\$428.57	Cut	Ed Famula	76-79-155
T-17	Mike Hill	72-71-70-74-287	\$2,925.00	T-65	Homero Blancas	72-76-78-72-298	\$428.57	Cut	John Lively Jr.	77-78-155
T-17	Steve Melnyk	71-72-74-70-287	\$2,925.00	T-65	Ron Letellier	76-72-75-75-298	\$428.57	Cut	Robert Fry	76-80-156
T-17	Gil Morgan	73-71-71-72-287	\$2,925.00	T-67	Rolf Deming	74-73-83-70-300	\$428.57	Cut	Gary Hopkins	80-76-156
T-22	Ed Dougherty	69-70-72-77-288	\$2,115.00	T-67	Dennis Meyer	72-74-74-80-300	\$428.57	Cut	Randy Glover	79-78-157
T-22	Mark Hayes	67-71-75-75-288	\$2,115.00	69	Paul Moran	79-69-78-76-302	\$428.57	Cut	Larry Mancour	82-75-157
T-22	Chi Chi Rodriguez	73-72-74-69-288	\$2,115.00	T-70	Al Chandler	71-75-78-81-305	\$428.57	Cut	Tom Smack	80-77-157
T-25	Jerry Heard	75-70-70-74-289	\$1,800.00	T-70	Dow Finsterwald	75-73-76-81-305	\$428.57	Cut	Jon Gustin	80-78-158
T-25	Mac McLendon	73-71-70-75-289	\$1,800.00	Cut	Charles Coody	74-75-149		Cut	Odell Massey	79-79-158
T-25	Bob Murphy	75-68-69-77-289	\$1,800.00	Cut	Doug Ford	78-71-149		Cut	Max Anderson	82-77-159
T-28	Jim Colbert	79-66-72-73-290	\$1,531.00	Cut	Bill Garrett	74-75-149		Cut	Larry Gilbert	75-84-159
T-28	Larry Hinson	68-73-72-77-290	\$1,531.00	Cut	Dick Goetz	76-73-149		Cut	Rudy Goff	77-82-159
T-28	John Mahaffey	71-70-75-74-290	\$1,531.00	Cut	Lionel Hebert	76-73-149		Cut	Ed Kroll	83-76-159
T-28	J.C. Snead	73-67-75-75-290	\$1,531.00	Cut	Joe Inman Jr.	73-76-149		Cut	Jerry Mowlds	77-82-159
T-28	Bob Wynn	69-69-80-72-290	\$1,531.00	Cut	Grier Jones	78-71-149		Cut	Mike Schlueter	77-82-159
T-33	Gay Brewer	74-74-71-72-291	\$1,215.00	Cut	Denny Lyons	80-69-149		Cut	Shelby Futch	78-82-160
T-33	Al Geiberger	70-70-80-71-291	\$1,215.00	Cut	Don Massengale	75-74-149		Cut	David G. Smith	84-76-160
T-33	Tom Kite	77-71-72-71-291	\$1,215.00	Cut	Lloyd Monroe	77-72-149		Cut	Dick Plummer	84-77-161
T-33	Bobby Nichols	72-75-72-72-291	\$1,215.00	Cut	Tom Nieporte	74-75-149		Cut	James Davis	84-79-163
T-33	Arnold Palmer	73-72-73-73-291	\$1,215.00	Cut	Dick Smith	77-72-149		Cut	John Frillman	87-77-164
T-33	Gary Player	72-70-73-76-291	\$1,215.00	Cut	Sam Snead	75-74-149		Cut	Frank Freer	83-83-166
T-33	Jimmy Powell	73-68-76-74-291	\$1,215.00	Cut	Tommy Aaron	77-73-150		Cut	Bob Placido	81-85-166
T-40	Butch Baird	72-69-74-77-292	\$812.85	Cut	Bob Bratzler	77-73-150		Cut	Norman Rack	87-79-166
T-40	Julius Boros	71-73-78-70-292	\$812.86	Cut	Clayton Cole	73-77-150		Cut	Ron Aleks	89-82-171
T-40	Bobby Cole	71-74-71-76-292	\$812.85	Cut	Rik Massengale	76-74-150		WD	Bob E. Smith	79
T-40	Jerry McGee	73-74-73-72-292	\$812.86	Cut	Jerry Barber	79-72-151		WD	Richie Karl	81
T-40	Peter Oosterhuis	74-72-72-74-292	\$812.86	Cut	Frank Beard	75-76-151		WD	Darrell Hickok	85
T-40	Tom Shaw	75-72-71-74-292	\$812.86	Cut	Pat Fitzsimons	76-75-151				
T-40	Bob Stanton	71-73-74-74-292	\$812.86	Cut	Rod Funseth	78-73-151				

1974 Lee Trevino, brandishing an old putter he found in the attic of his rented home, slogged his way to victory in a week of steady rain. During the third round, Trevino moved in front with a 68 to establish a one-stroke lead over Jack Nicklaus. In the final round, Nicklaus fired a flawless 69, but couldn't overtake Trevino who matched Nicklaus' performance for a one-stroke victory.

Champion: Lee Trevino, El Paso, Texas		
Site: Tanglewood GC, Clemmons, N.C.		
Date: Aug. 8-11		Purse: \$225,000
Par: 35-35-70 (7,050 Yards)		
Field: 141	Cut at 149	78 players advanced



	Course Avg	Under Par	At Par	Over Par	Round Leader	Low Round	Lee Trevino
Round 1:	74.8	9	10	122	H. Green, R. Floyd, J. Schlee	68 - H. Green, R. Floyd, J. Schlee	73 - T-43
Round 2:	74.5	13	3	119	John Schlee	64 - Gary Player	139 - (66) 6th
Round 3:	73.1	6	9	63	Lee Trevino	67 - Dave Hill	207 - (68) 1st
Round 4:	72.7	13	11	54	Lee Trevino	66 - Al Geiberger	276 - (69) 1st
Totals:	74.06	41	31	358			

Championship Summary

Place	Name	Score	Winnings	Place	Name	Score	Winnings	Place	Name	Score
1	Lee Trevino	73-66-68-69-276	\$45,000.00	T-48	Bruce Crampton	75-71-73-73-292	\$495.00	Cut	Jim Seeley	82-70-152
2	Jack Nicklaus	69-69-70-69-277	\$25,700.00	T-48	Lou Graham	77-72-71-72-292	\$495.00	Cut	Ed Sneed	72-80-152
T-3	Bobby Cole	69-68-71-71-279	\$10,956.25	T-48	Jerry Heard	73-76-73-70-292	\$495.00	Cut	Lanny Wadkins	78-74-152
T-3	Hubert Green	68-68-73-70-279	\$10,956.25	T-51	Mason Rudolph	70-72-70-81-293	\$321.43	Cut	Jim Wiechers	72-80-152
T-3	Dave Hill	74-69-67-69-279	\$10,956.25	T-51	Kermit Zarley	70-73-73-77-293	\$321.43	Cut	Rex Baxter	77-76-153
T-3	Sam Snead	69-71-71-68-279	\$10,956.25	T-53	Chuck Courtney	76-73-74-71-294	\$321.43	Cut	Bobby Mitchell	76-77-153
7	Gary Player	73-64-73-70-280	\$7,200.00	T-53	Dwight Neill	75-72-75-72-294	\$321.43	Cut	Dick Nelson	81-72-153
8	Al Geiberger	70-70-75-66-281	\$6,635.00	T-55	Tommy Aaron	73-67-78-77-295	\$321.43	Cut	Dick Smith	77-76-153
T-9	Don Bies	73-71-68-70-282	\$5,850.00	T-55	Tony Jacklin	73-72-76-74-295	\$321.43	Cut	Alan White	75-78-153
T-9	John Mahaffey	72-72-71-67-282	\$5,850.00	T-55	Richie Karl	72-77-75-71-295	\$321.43	Cut	Joe Data	77-77-154
T-11	Tommy Aycoc	73-68-73-70-284	\$4,275.00	T-55	Jerry McGee	75-73-71-76-295	\$321.43	Cut	Doug Ford	77-77-154
T-11	Frank Beard	73-67-69-75-284	\$4,275.00	T-55	DeWitt Weaver	70-73-76-76-295	\$321.43	Cut	Denny Lyons	78-76-154
T-11	Lee Elder	74-69-72-69-284	\$4,275.00	T-60	Miller Barber	71-70-77-78-296	\$321.43	Cut	Robert Wolfe	73-81-154
T-11	Raymond Floyd	68-72-74-70-284	\$4,275.00	T-60	Tom Nieporte	70-73-76-77-296	\$321.43	Cut	Harvey Hixon	78-77-155
T-11	Mike Hill	76-72-68-68-284	\$4,275.00	T-60	Joe Porter	76-72-75-73-296	\$321.43	Cut	Gary Howlett	79-76-155
T-11	Tom Watson	69-72-73-70-284	\$4,275.00	T-63	Billy Casper	75-73-75-74-297	\$321.43	Cut	Chuck Huckaby	78-77-155
T-17	Gay Brewer	72-72-72-69-285	\$2,925.00	T-63	Ben Crenshaw	75-74-74-74-297	\$321.43	Cut	Dean Lind	76-79-155
T-17	Tom Jenkins	70-73-71-71-285	\$2,925.00	T-63	Bob Galloway	72-77-75-73-297	\$321.43	Cut	Robert Smith	79-76-155
T-17	John Schlee	68-67-75-75-285	\$2,925.00	T-63	Roy Pace	75-71-76-75-297	\$321.43	Cut	Fred Wampler	80-75-155
T-17	Dan Sikes	71-75-71-68-285	\$2,925.00	T-67	Homero Blancas	75-73-80-71-299	\$321.43	Cut	Joe Carr	77-79-156
T-17	Leonard Thompson	69-71-70-75-285	\$2,925.00	T-67	Howell Fraser	71-76-74-78-299	\$321.43	Cut	Dow Finsterwald	76-80-156
T-22	Stan Brion	71-71-74-70-286	\$2,182.50	T-67	Gary Hopkins	72-77-76-74-299	\$321.43	Cut	Jay Hebert	76-80-156
T-22	Bruce Devlin	70-74-70-72-286	\$2,182.50	T-67	Frank Mize	76-72-79-72-299	\$321.43	Cut	Lionel Hebert	78-78-156
T-24	Don Massengale	74-71-70-72-287	\$1,925.00	T-71	Clayton Cole	79-69-76-77-301	\$321.43	Cut	Davis Love Jr.	82-74-156
T-24	J.C. Snead	72-72-75-68-287	\$1,925.00	T-71	Dave Eichelberger	74-74-75-78-301	\$321.43	Cut	George Thomas	82-74-156
T-26	Larry Hinson	74-73-69-72-288	\$1,765.00	T-73	Bob Charles	72-75-77-78-302	\$321.43	Cut	Sam Harvey	77-80-157
T-26	Dave Stockton	71-73-70-74-288	\$1,765.00	T-73	Bert Greene	73-71-80-78-302	\$321.43	Cut	Gene Thompson	81-76-157
T-28	Jim Colbert	70-76-70-73-289	\$1,565.00	T-73	Larry Mancour	75-73-76-78-302	\$321.42	Cut	Rich Bland	81-77-158
T-28	Gene Littler	76-72-70-71-289	\$1,565.00	76	Bob Rosburg	75-72-74-82-303	\$321.42	Cut	Chuck Hart	78-81-159
T-28	Arnold Palmer	72-75-70-72-289	\$1,565.00	77	Allen Miller	71-78-74-83-306	\$321.42	Cut	Darrel Knically	77-82-159
T-28	Victor Regalado	70-72-77-70-289	\$1,565.00	78	Clare Emery	74-72-80-81-307	\$321.42	Cut	Tom Liljeholm	76-83-159
T-32	Gene Borek	72-76-72-70-290	\$1,260.00	Cut	Ras Allen	77-73-150		Cut	Jerry Barber	80-80-160
T-32	Forrest Fezler	77-68-74-71-290	\$1,260.00	Cut	Bobby Brue	77-73-150		Cut	Glenn Stuart	82-78-160
T-32	Grier Jones	70-74-71-75-290	\$1,260.00	Cut	Randy Glover	75-75-150		Cut	Carroll Armstrong	77-84-161
T-32	Bob Murphy	74-73-71-72-290	\$1,260.00	Cut	Terry Wilcox	74-76-150		Cut	Paul Maguire	79-82-161
T-32	Eddie Pearce	69-72-79-70-290	\$1,260.00	Cut	Jimmy Wright	74-76-150		Cut	Lenny Stroup	79-82-161
T-32	Bert Yancey	75-74-73-68-290	\$1,260.00	Cut	Sam Adams	78-73-151		Cut	Bob Haggerty	85-77-162
T-32	Larry Ziegler	75-72-71-72-290	\$1,260.00	Cut	Jim Logue	74-77-151		Cut	Roland Stafford	79-83-162
T-39	Jim Dent	73-76-73-69-291	\$817.23	Cut	Bob Menne	73-78-151		Cut	Brien Boggess	85-80-165
T-39	Gibby Gilbert	73-73-73-72-291	\$817.22	Cut	Bill Robinson	76-75-151		Cut	Tim Sweborg	81-85-166
T-39	Tom Kite	71-74-73-73-291	\$817.22	Cut	Ralph Baker	78-74-152		Cut	Harold Firstman	85-82-167
T-39	Johnny Miller	71-75-72-73-291	\$817.22	Cut	Al Chandler	77-75-152		WD	Tom Weiskopf	75-75
T-39	Bobby Nichols	72-74-72-73-291	\$817.22	Cut	John Frillman	75-77-152		WD	Bert Weaver	78-78
T-39	Andy North	73-74-73-71-291	\$817.23	Cut	Ken Lindsay	74-78-152		WD	Jerry Steelsmith	79-79
T-39	Chi Chi Rodriguez	71-74-74-72-291	\$817.22	Cut	Rives McBee	78-74-152		WD	Jim Jamieson	81-81
T-39	Bob E. Smith	72-75-72-72-291	\$817.22	Cut	Ray Montgomery	76-76-152		WD	Paul Runyan	84-84
T-39	Charles Volpone	72-75-71-73-291	\$817.22	Cut	John Schroeder	73-79-152		DQ	Art Proctor	77-77

1973 Jack Nicklaus made the 56th PGA Championship a memorable one by making it his 14th major championship, erasing Bobby Jones' record which had stood for 43 years. Nicklaus opened with a 72, which left him tied for 22nd, but a pair of 68s made him the third-round leader. A closing 69 gave Nicklaus a 277 total and a four-shot victory over runner-up Bruce Crampton.


Champion: Jack Nicklaus, North Palm Beach, Fla.

Site: Canterbury GC, Cleveland, Ohio

Date: Aug. 9-12 **Purse:** \$225,000

Par: 36-35-71 (6,852 Yards)

Field: 148 **Cut at:** 149 **75 players advanced**



	Course Avg	Under Par	At Par	Over Par	Round Leader	Low Round	Jack Nicklaus
Round 1:	75.5	11	10	127	D. Iverson, A. Geiberger	67 - D. Iverson, A. Geiberger	72 - T-22
Round 2:	74.3	20	13	112	D. Iverson, M. Rudolph	68 - J. Nicklaus, D. Sikes, C. Coody	140 - (68) 3rd
Round 3:	72.7	17	12	46	Jack Nicklaus	67 - D. Lyons, B. Allin	208 - (68) 1st
Round 4:	72.5	21	10	44	Jack Nicklaus	67 - Lee Trevino	277 - (69) 1st
Totals:	74.17	69	45	329			

Championship Summary

Place	Name	Score	Winnings	Place	Name	Score	Winnings	Place	Name	Score
1	Jack Nicklaus	72-68-69-277	\$45,000.00	T-51	George Archer	72-71-74-77-294	\$360.00	Cut	Homero Blancas	78-75-153
2	Bruce Crampton	71-73-67-70-281	\$25,700.00	T-51	Deane Beman	72-77-73-72-294	\$360.00	Cut	Gene Borek	76-77-153
T-3	Mason Rudolph	69-70-70-73-282	\$11,908.33	T-51	Grier Jones	75-72-72-75-294	\$360.00	Cut	David Graham	75-78-153
T-3	J.C. Snead	71-74-68-69-282	\$11,908.34	T-51	Bobby Nichols	73-76-72-73-294	\$360.00	Cut	Bill Johnston	76-77-153
T-3	Lanny Wadkins	73-69-71-69-282	\$11,908.33	T-51	Gary Player	73-72-71-78-294	\$360.00	Cut	Dave Philo	78-75-153
T-6	Don Iverson	67-72-70-74-283	\$7,311.66	T-56	Jack Burke Jr.	73-73-76-73-295	\$360.00	Cut	Bob Reith	80-73-153
T-6	Dan Sikes	72-68-72-71-283	\$7,311.67	T-56	Doug Ford	73-76-73-73-295	\$360.00	Cut	DeWitt Weaver	75-78-153
T-6	Tom Weiskopf	70-71-71-71-283	\$7,311.67	T-56	George Knudson	71-77-76-71-295	\$360.00	Cut	Jimmy Wright	74-79-153
T-9	Hale Irwin	76-72-68-68-284	\$5,625.00	T-56	Ken Still	77-72-73-73-295	\$360.00	Cut	Ras Allen	80-74-154
T-9	Sam Snead	71-71-71-71-284	\$5,625.00	T-60	Gene Bone	71-74-76-75-296	\$360.00	Cut	Forrest Fezler	79-75-154
T-9	Kermit Zarley	76-71-68-69-284	\$5,625.00	T-60	Jerry Breaux	77-72-73-74-296	\$360.00	Cut	Dow Finsterwald	79-75-154
T-12	Bobby Brue	70-72-73-70-285	\$3,975.00	T-60	Dwight Nevil	76-70-76-74-296	\$360.00	Cut	Freddie Haas Jr.	75-79-154
T-12	Jim Colbert	72-70-69-74-285	\$3,975.00	T-60	John Schlee	74-71-77-74-296	\$360.00	Cut	Chuck Scally	75-79-154
T-12	Larry Hinson	73-70-71-71-285	\$3,975.00	T-64	Gay Brewer	77-70-73-77-297	\$360.00	Cut	Rafe Boltz	82-73-155
T-12	Denny Lyons	73-70-67-75-285	\$3,975.00	T-64	Allen Miller	74-73-77-73-297	\$360.00	Cut	Joe Campbell	78-77-155
T-12	Dave Stockton	72-69-75-69-285	\$3,975.00	T-66	Bob Bruno	76-71-77-74-298	\$360.00	Cut	Sam Carmichael	78-77-155
T-12	Tom Watson	75-70-71-69-285	\$3,975.00	T-66	Jerry Heard	72-75-78-73-298	\$360.00	Cut	Bob Galloway	78-77-155
T-18	Al Geiberger	67-76-74-69-286	\$2,602.50	T-66	Jerry McGee	74-73-72-79-298	\$360.00	Cut	Rives McBee	81-74-155
T-18	Gibby Gilbert	70-70-73-73-286	\$2,602.50	T-66	Bob Rosburg	71-76-73-78-298	\$360.00	Cut	Jerry Fisher	80-76-156
T-18	Bob Goalby	75-70-71-70-286	\$2,602.50	T-66	Jerry Steelsmith	77-72-76-73-298	\$360.00	Cut	Chuck Hart	78-78-156
T-18	Jim Jamieson	71-73-71-71-286	\$2,602.50	T-71	Bob Dickson	69-78-75-78-300	\$360.00	Cut	Charles Houts	79-77-156
T-18	Johnny Miller	72-71-74-69-286	\$2,602.50	T-71	Phil Rodgers	79-69-76-76-300	\$360.00	Cut	Davis Love Jr.	80-77-157
T-18	Lee Trevino	76-70-73-67-286	\$2,602.50	T-73	Michael Joyce	76-73-79-75-303	\$360.00	Cut	Don Massengale	79-78-157
T-24	Miller Barber	73-73-70-71-287	\$1,774.16	T-73	Babe Lichardus	73-72-76-82-303	\$360.00	Cut	Lou Merkle	78-79-157
T-24	Bruce Devlin	73-70-74-70-287	\$1,774.17	75	Mal Galletta	72-77-84-73-306	\$360.00	Cut	Craig Shankland	78-79-157
T-24	Lee Elder	71-76-70-70-287	\$1,774.17	Cut	Al Chandler	73-77-150		Cut	Ken Towns	83-74-157
T-24	Mike Hill	69-73-75-70-287	\$1,774.17	Cut	Gardner Dickinson	74-76-150		Cut	Everett Vinzant	77-80-157
T-24	Chi Chi Rodriguez	72-71-74-70-287	\$1,774.17	Cut	Labron Harris Jr.	76-74-150		Cut	Jerry Barber	82-76-158
T-24	Bert Yancey	74-72-69-72-287	\$1,774.16	Cut	Tommy Jacobs	78-72-150		Cut	Ross Coon	81-77-158
T-30	Don Bies	70-72-71-75-288	\$1,435.00	Cut	Bob Keller	79-71-150		Cut	John Frillman	78-80-158
T-30	Lou Graham	74-71-73-70-288	\$1,435.00	Cut	Gene Littler	77-73-150		Cut	Walker Inman	81-77-158
T-30	John Mahaffey	75-71-72-70-288	\$1,435.00	Cut	Larry Mancour	74-76-150		Cut	David Lee	79-79-158
T-30	Orville Moody	73-74-70-71-288	\$1,435.00	Cut	Odell Massey	75-75-150		Cut	Bill Kennedy	79-80-159
34	Buddy Allin	71-78-67-73-289	\$1,305.00	Cut	Bill Ogden	77-73-150		Cut	Ernie George	81-79-160
T-35	Billy Casper	74-72-72-72-290	\$1,054.45	Cut	Arnold Palmer	76-74-150		Cut	Duff Lawrence	79-81-160
T-35	Charles Coody	75-68-77-70-290	\$1,054.45	Cut	Roland Stafford	76-74-150		Cut	Drew Pierson	80-80-160
T-35	Raymond Floyd	70-73-73-74-290	\$1,054.44	Cut	Charles Volpone	77-73-150		Cut	Bob Ellsworth	81-80-161
T-35	Rod Funseth	73-73-75-69-290	\$1,054.45	Cut	Bert Weaver	74-76-150		Cut	Gordon Leishman	81-81-162
T-35	Dick Hendrickson	73-72-72-73-290	\$1,054.44	Cut	Rex Baxter	75-76-151		Cut	Jim Ferrier	79-84-163
T-35	Bob Murphy	74-73-71-72-290	\$1,054.44	Cut	Julius Boros	77-74-151		Cut	Al Mengert	83-80-163
T-35	Jerry Pottman	73-70-76-71-290	\$1,054.45	Cut	Lionel Hebert	74-77-151		Cut	Bill Miller	81-82-163
T-35	Ed Sneed	73-70-73-74-290	\$1,054.44	Cut	Dave Hill	74-77-151		Cut	Dick Pearce	78-86-164
T-35	Leonard Thompson	72-75-70-73-290	\$1,054.44	Cut	David Jimenez	76-75-151		Cut	Hank Stukart	83-81-164
T-44	Tommy Aaron	73-73-70-75-291	\$710.00	Cut	Steve Melnyk	77-74-151		Cut	Paul Runyan	88-83-171
T-44	Jim Wiechers	75-70-71-75-291	\$710.00	Cut	Jimmy Powell	76-75-151		WD	Chick Harbert	82
T-46	Frank Beard	73-74-70-75-292	\$540.00	Cut	Maurice VerBrugge	78-73-151		WD	Vic Ghezzi	84
T-46	Chuck Courtney	73-71-74-74-292	\$540.00	Cut	Dwaine Knight	79-73-152		WD	Ed Rubis	88
T-46	Babe Hisey	74-73-71-74-292	\$540.00	Cut	Wayne Morris	76-76-152		DQ	Hubert Green	71-72-143
T-46	Tony Jacklin	70-71-76-75-292	\$540.00	Cut	Pat Schwab	76-76-152				
T-46	Dave Marr	76-72-73-71-292	\$540.00	Cut	Larry Ziegler	78-74-152				

1972 It was a “miracle” 9-iron shot from an almost impossible position that brought the Championship to Gary Player for a second time. Player bogeyed the 14th and 15th holes in the final round and seemingly ended his chances when he pushed his tee shot far to the right on the 16th hole. Unable to see the flag, Player lofted the ball over a menacing willow tree and pond to within four feet of the hole. Player birdied the hole and went on to score a two-stroke victory over Tommy Aaron and Jim Jamieson.


Champion: Gary Player, Alaquia, Fla.

Site: Oakland Hills CC, Bloomfield Hills, Mich.

Date: Aug. 3-6 **Purse:** \$224,087

Par: 35-35-70 (7,054 Yards)

Field: 138 **Cut at:** 150 **77 players advanced**



	Course Avg	Under Par	At Par	Over Par	Round Leader	Low Round	Gary Player
Round 1:	75.1	7	6	125	S. Thirsk, B. Allin	68 - S. Thirsk, B. Allin	71 - T-14
Round 2:	75.5	4	6	123	Jerry Heard	68 - Lanny Wadkins	142 - (71) T-7
Round 3:	72.8	9	8	60	Gary Player	67 - Gary Player	209 - (67) 1st
Round 4:	75.1	2	4	71	Gary Player	69 - Sam Snead	281 - (72) 1st
Totals:	74.83	22	24	379			

Championship Summary

Place	Name	Score	Winnings	Place	Name	Score	Winnings	Place	Name	Score
1	Gary Player	71-71-67-72-281	\$45,000.00	T-40	Dave Stockton	74-73-74-74-295	\$784.00	Cut	Jim Colbert	75-78-153
T-2	Tommy Aaron	71-71-70-71-283	\$20,850.00	T-48	Dick Crawford	70-78-73-75-296	\$471.00	Cut	George Knudson	79-74-153
T-2	Jim Jamieson	69-72-72-70-283	\$20,850.00	T-48	Babe Hiskey	73-75-72-76-296	\$471.00	Cut	Fred Marti	77-76-153
T-4	Billy Casper	73-70-67-74-284	\$9,275.00	T-48	Jimmy Wright	74-72-75-75-296	\$471.00	Cut	Mac McLendon	75-78-153
T-4	Raymond Floyd	69-71-74-70-284	\$9,275.00	T-51	Rod Funseth	70-74-75-78-297	\$333.00	Cut	Tom Nieporte	76-77-153
T-4	Sam Snead	70-74-71-69-284	\$9,275.00	T-51	Freddie Haas Jr.	74-74-73-76-297	\$333.00	Cut	Gene Borek	78-76-154
T-7	Gay Brewer	71-70-70-74-285	\$6,383.00	T-53	Buddy Allin	68-77-75-78-298	\$333.00	Cut	John Cook	78-76-154
T-7	Jerry Heard	69-70-72-74-285	\$6,383.00	T-53	Frank Beard	80-70-72-76-298	\$333.00	Cut	Dave Eichelberger	77-77-154
T-7	Phil Rodgers	71-72-68-74-285	\$6,383.00	T-53	Grier Jones	72-76-74-76-298	\$333.00	Cut	Doug Ford	78-76-154
T-7	Doug Sanders	72-72-68-73-285	\$6,383.00	T-53	Jimmy Powell	72-74-74-78-298	\$333.00	Cut	John Frillman	85-69-154
T-11	Hale Irwin	71-69-75-71-286	\$4,950.00	T-53	Bob Rosburg	71-79-72-76-298	\$333.00	Cut	Joe Jimenez	75-79-154
T-11	Lee Trevino	73-71-71-71-286	\$4,950.00	T-58	Bob Charles	76-74-77-72-299	\$333.00	Cut	George Johnson	76-78-154
T-13	Jack Nicklaus	72-75-68-72-287	\$4,167.00	T-58	Dow Finsterwald	75-75-72-77-299	\$333.00	Cut	Ross Coon	78-77-155
T-13	Dan Sikes	70-72-72-73-287	\$4,167.00	T-58	Ron Letellier	75-75-70-79-299	\$333.00	Cut	Tommy Jacobs	78-77-155
15	Charles Coody	71-73-70-74-288	\$3,825.00	T-58	Pat Schwab	73-73-77-76-299	\$333.00	Cut	Claude King	75-80-155
T-16	Miller Barber	73-74-72-70-289	\$3,262.00	T-62	Bob Goalby	72-78-79-71-300	\$333.00	Cut	Chick Evans	77-79-156
T-16	Hubert Green	75-71-73-70-289	\$3,262.00	T-62	Bobby Nichols	76-74-70-80-300	\$333.00	Cut	John Weaver	79-77-156
T-16	Arnold Palmer	69-75-72-73-289	\$3,262.00	T-62	Jerry Steelsmith	73-77-75-75-300	\$333.00	Cut	Ken Folkes	79-78-157
T-16	Lanny Wadkins	74-68-72-75-289	\$3,262.00	T-62	Tom Weiskopf	73-72-75-80-300	\$333.00	Cut	Bob Galloway	77-81-158
T-20	Johnny Miller	70-76-70-74-290	\$2,385.00	T-62	Wayne Yates	75-74-76-75-300	\$333.00	Cut	Babe Lichardus	76-82-158
T-20	Bob Shaw	72-72-74-72-290	\$2,385.00	67	Jack Burke Jr.	74-72-76-79-301	\$333.00	Cut	Dick Stranahan	79-79-158
T-20	J.C. Snead	72-72-71-75-290	\$2,385.00	T-68	Rex Baxter	77-73-76-76-302	\$333.00	Cut	Dave Marr	74-85-159
T-20	Larry Wise	74-71-67-78-290	\$2,385.00	T-68	Jim O'Hern	74-76-76-76-302	\$333.00	Cut	Ken Towns	81-78-159
T-24	Bruce Crampton	73-74-68-76-291	\$1,800.00	T-68	Kermit Zarley	75-75-73-79-302	\$333.00	Cut	George Demling	82-78-160
T-24	Lee Elder	73-71-71-76-291	\$1,800.00	71	Chuck Scally	74-76-73-80-303	\$333.00	Cut	Jim Ferrier	81-79-160
T-24	Chi Chi Rodriguez	71-74-73-73-291	\$1,800.00	T-72	Stan Thirsk	68-82-76-80-306	\$333.00	Cut	George Shortridge	79-81-160
T-24	Bob E. Smith	72-69-76-74-291	\$1,800.00	T-72	Gene Torres	79-70-77-80-306	\$333.00	Cut	Steve Gragg	79-82-161
T-24	Art Wall	72-71-75-73-291	\$1,800.00	T-74	Steve Friebe	74-76-78-79-307	\$333.00	Cut	Walker Inman	80-81-161
T-29	Jerry McGee	73-74-72-73-292	\$1,497.00	T-74	Larry Gilbert	69-81-80-77-307	\$333.00	Cut	Steve Lyles	78-84-162
T-29	Mike Souchak	73-73-71-75-292	\$1,497.00	T-74	Lionel Hebert	72-76-80-79-307	\$333.00	Cut	Larry Mancour	81-81-162
T-29	Jim Wiechers	70-73-69-80-292	\$1,497.00	77	Ralph Johnston	75-74-75-89-313	\$333.00	Cut	Bill Robinson	83-79-162
T-29	Bert Yancey	72-74-71-75-292	\$1,497.00	Cut	Jerry Barber	75-76-151		Cut	Merle Backlund	84-79-163
T-33	Lou Graham	75-75-70-73-293	\$1,305.00	Cut	Al Geiberger	77-74-151		Cut	Jim McCoy	79-84-163
T-33	Larry Hinson	75-74-73-71-293	\$1,305.00	Cut	Labron Harris Jr.	78-73-151		Cut	John Molinda	80-83-163
T-33	DeWitt Weaver	74-74-72-73-293	\$1,305.00	Cut	Bill Ogden	73-78-151		Cut	Ten Denham	83-82-165
T-36	George Archer	73-73-79-69-294	\$1,147.00	Cut	Brad Anderson	78-74-152		Cut	John Kinsey	84-81-165
T-36	Deane Beman	75-72-72-75-294	\$1,147.00	Cut	Bruce Devlin	75-77-152		Cut	Edward Bosse	84-82-166
T-36	Sam Carmichael	76-73-71-74-294	\$1,147.00	Cut	Jim Ferree	78-74-152		Cut	Don Essig	87-79-166
T-36	Mason Rudolph	74-75-71-74-294	\$1,147.00	Cut	Gibby Gilbert	76-76-152		Cut	Denny Shute	91-85-176
T-40	Dale Douglass	74-71-73-77-295	\$784.00	Cut	David Graham	76-76-152		WD	Bob Wynn	76
T-40	Paul Harney	74-71-77-73-295	\$784.00	Cut	Don January	75-77-152		WD	Bobby Mitchell	79
T-40	Mike Hill	73-72-74-76-295	\$784.00	Cut	Bob Lunn	73-79-152		WD	Orville Moody	79
T-40	Denny Lyons	73-73-74-75-295	\$784.00	Cut	George Smith	73-79-152		WD	Gene Sarazen	79
T-40	Bob Murphy	75-70-70-80-295	\$784.00	Cut	Charles Volpone	73-79-152		WD	Tommy Bolt	80
T-40	John Schlee	75-75-69-76-295	\$784.00	Cut	Fred Wampler	76-76-152		WD	Julius Boros	74-75-149
T-40	Ken Still	72-75-72-76-295	\$784.00	Cut	Homero Blancas	72-81-153		DQ	Dave Hill	72-77-149

1971 Jack Nicklaus scored a wire-to-wire victory with a 7-under-par 281 to beat Billy Casper, who birdied the last two holes to slip in front of Tommy Bolt. The victory made Nicklaus the first professional to twice conquer the Grand Slam of Golf – the PGA Championship, U.S. Open, British Open and Masters titles.

Champion: Jack Nicklaus, North Palm Beach, Fla.

Site: PGA National GC, Palm Beach Gardens, Fla.

Date: February 25-28 **Purse:** \$202,440

Par: 36-36-72 (7,096 Yards)

Field: 144 **Cut at:** 149 **81 players advanced**



	Course Avg	Under Par	At Par	Over Par	Round Leader	Low Round	Jack Nicklaus
Round 1:	75.3	16	16	112	Jack	18 - Jack	69 - d
Round 2:	74.5	31	13	99	Jack Nicklaus	67 - Gibby Gilbert	138 - (69) 1st
Round 3:	74.1	11	9	61	Jack Nicklaus	68 - Gary Player	208 - (70) 1st
Round 4:	73.6	19	13	48	Jack Nicklaus	68 - Billy Casper	281 - (73) 1st
Totals:	74.57	77	51	320			

Championship Summary

Place	Name	Score	Winnings	Place	Name	Score	Winnings	Place	Name	Score
1	Jack Nicklaus	69-69-70-73-281	\$40,000.00	T-46	Mike Hill	72-72-74-77-295	\$348.00	Cut	Charles Coody	77-75-152
2	Billy Casper	71-73-71-68-283	\$22,800.00	T-46	Bob Murphy	74-68-78-75-195	\$348.00	Cut	John Cook	75-77-152
3	Tommy Bolt	72-74-69-69-284	\$14,200.00	T-46	Bobby Nichols	74-72-74-75-295	\$348.00	Cut	Dale Douglass	78-74-152
T-4	Miller Barber	72-68-75-70-285	\$8,800.00	T-46	Cesar Sanudo	77-72-73-73-295	\$348.00	Cut	Eddie Merrins	74-78-152
T-4	Gary Player	71-73-68-73-285	\$8,800.00	T-46	Dan Sikes	73-73-75-74-295	\$348.00	Cut	Stan Thirsk	76-76-152
T-6	Gibby Gilbert	74-67-72-73-286	\$6,500.00	T-46	Larry Ziegler	74-68-76-77-295	\$348.00	Cut	Kermit Zarley	76-76-152
T-6	Dave Hill	74-71-71-70-286	\$6,500.00	T-55	Bill Garrett	74-75-75-72-297	\$258.00	Cut	Tommy Aaron	74-79-153
T-6	Jim Jamieson	72-72-72-70-286	\$6,500.00	T-55	Al Kelley	73-74-74-75-296	\$258.00	Cut	Dow Finsterwald	79-74-153
T-9	Jerry Heard	73-71-72-71-287	\$4,800.00	T-57	Bill Bisdorf	76-73-76-72-297	\$258.00	Cut	Marty Furgol	76-77-153
T-9	Bob Lunn	72-70-73-72-287	\$4,800.00	T-57	Bruce Crampton	72-77-73-75-297	\$258.00	Cut	Jay Hebert	74-79-153
T-9	Fred Marti	72-71-74-70-287	\$4,800.00	T-57	Jacky Cupit	76-71-73-77-297	\$258.00	Cut	Bill Johnston	79-74-153
T-9	Bob Rosburg	74-72-70-71-287	\$4,800.00	T-57	Dick Lotz	76-73-77-71-297	\$258.00	Cut	Johnny Pott	74-79-153
T-13	Frank Beard	74-71-73-70-288	\$3,400.00	T-57	Hugh Royer	78-71-73-75-297	\$258.00	Cut	Dick Crawford	76-78-154
T-13	Bob Charles	70-75-70-73-288	\$3,400.00	T-57	Mason Rudolph	76-72-75-74-297	\$258.00	Cut	John Frillman	78-76-154
T-13	Bruce Devlin	71-71-74-72-288	\$3,400.00	T-63	Joe Campbell	73-76-74-75-298	\$258.00	Cut	Doug Sanders	79-75-154
T-13	Larry Hinson	71-73-73-71-288	\$3,400.00	T-63	Labron Harris Jr.	76-72-74-76-298	\$258.00	Cut	J.C. Snead	76-78-154
T-13	Lee Trevino	71-73-75-69-288	\$3,400.00	T-63	DeWitt Weaver	73-76-77-72-298	\$258.00	Cut	Sam Carmichael	74-81-155
T-18	Herb Hooper	74-71-73-71-289	\$2,700.00	T-66	Corky Dahl	75-69-79-76-299	\$258.00	Cut	Wright Garrett	76-79-155
T-18	Arnold Palmer	75-71-70-73-289	\$2,700.00	T-66	Bob Duden	72-75-79-73-299	\$258.00	Cut	Ernie George	80-75-155
T-20	Johnny Miller	71-76-72-71-290	\$2,300.00	T-66	Chick Evans	74-74-73-78-299	\$258.00	Cut	Dick Smith	78-77-155
T-20	Bob E. Smith	73-70-75-72-290	\$2,300.00	T-66	Chi Chi Rodriguez	73-76-73-77-299	\$258.00	Cut	Jerry Abbott	76-80-156
T-22	Brad Anderson	71-75-75-70-291	\$2,088.00	T-66	Robert Stone	73-75-72-79-299	\$258.00	Cut	Don Bies	77-79-156
T-22	Chuck Courtney	74-71-74-72-291	\$2,088.00	T-71	Pete Brown	76-70-78-76-300	\$258.00	Cut	Mickey Powell	78-78-156
T-22	Hale Irwin	73-72-72-74-291	\$2,088.00	T-71	Bert Greene	76-69-73-82-300	\$258.00	Cut	Brad Schiefelbein	77-79-156
T-22	Jerry McGee	73-74-71-73-291	\$2,088.00	T-71	Larry Mancour	74-71-78-77-300	\$258.00	Cut	Pat Schwab	78-78-156
T-22	John Schroeder	72-74-74-71-291	\$2,088.00	T-71	R.H. Sikes	76-73-79-72-300	\$258.00	Cut	Billy Capps	78-79-157
T-22	Tom Weiskopf	72-70-77-72-291	\$2,088.00	T-75	Manuel de la Torre	74-70-79-79-302	\$258.00	Cut	Doug Ford	77-80-157
T-22	Larry Wood	74-71-72-74-291	\$2,088.00	T-75	Gene Littler	73-71-82-76-302	\$258.00	Cut	Jack Ortman	76-81-157
T-22	Bert Yancey	71-74-70-76-291	\$2,088.00	T-75	Ken Towns	75-74-76-77-302	\$258.00	Cut	Jim Awtrey	79-79-158
T-22	Terry Dill	75-68-75-74-292	\$1,304.00	T-78	Steve Spray	75-73-79-76-303	\$258.00	Cut	Jerry Barber	78-80-158
T-30	Gene Borek	72-70-73-77-292	\$1,304.00	T-78	Ken Still	76-72-77-78-303	\$258.00	Cut	Rex Baxter	82-76-158
T-30	Rod Funseth	72-74-75-71-292	\$1,304.00	80	John Molinda	75-72-79-78-304	\$258.00	Cut	Jim O'Hern	82-76-158
T-30	Al Geiberger	74-69-77-72-292	\$1,304.00	Cut	Jack Burke Jr.	75-75-150		Cut	Gene Ferrell	78-81-159
T-34	George Archer	74-73-74-72-293	\$1,037.00	Cut	Don January	76-74-150		Cut	Jim Ferrell	83-76-159
T-34	Homero Blancas	72-73-74-74-293	\$1,037.00	Cut	Orville Moody	76-74-150		Cut	Bill Kozak	80-79-159
T-34	Julius Boros	71-74-72-76-293	\$1,037.00	Cut	Phil Rodgers	73-77-150		Cut	Jimmy Wright	82-77-159
T-34	Dave Eichelberger	74-74-72-73-293	\$1,037.00	Cut	Tom Shaw	75-75-150		Cut	Gene Sarazen	81-79-160
T-34	Bobby Mitchell	70-73-75-75-293	\$1,037.00	Cut	Art Silvestrone	76-74-150		Cut	Walter Burkemo	83-79-162
T-34	Sam Snead	71-74-74-74-293	\$1,037.00	Cut	Bob Stanton	78-72-150		Cut	Mike Fetchick	81-81-162
T-40	Babe Hickey	75-72-69-78-294	\$693.00	Cut	Bob Bruno	73-78-151		Cut	John Maurycy	86-78-164
T-40	Howie Johnson	77-71-75-71-294	\$693.00	Cut	Pete Cooper	78-73-151		Cut	Jack Webb	81-83-164
T-40	Grier Jones	74-75-73-72-294	\$693.00	Cut	Raymond Floyd	77-74-151		Cut	Al Morley	85-81-166
T-40	Billy Maxwell	75-71-76-72-294	\$693.00	Cut	Chris Gers	79-72-151		Cut	Richard Payne	87-80-167
T-40	John Schlee	72-76-75-71-294	\$693.00	Cut	Lou Graham	78-73-151		Cut	Denny Shute	81-87-168
T-40	Dave Stockton	73-73-75-73-294	\$693.00	Cut	Ray Howell	80-71-151		Cut	Juan Elizondo	83-87-170
T-46	Deane Beman	71-74-75-75-295	\$348.00	Cut	George Knudson	74-77-151		WD	Bill Ogden	85
T-46	Jim Colbert	72-73-76-74-295	\$348.00	Cut	Jimmy Powell	75-76-151		WD	Lionel Hebert	72-70-142
T-46	Bob Goalby	70-74-73-78-295	\$348.00	Cut	Al Chandler	79-73-152		WD	Chandler Harper	73-76-80-229

1970 Dave Stockton, a 28-year-old California native, came out of the pack in the third round to fire a 66 and take a three-stroke lead. In the final round, he held off late charges by Arnold Palmer and Bob Murphy, despite a near disaster at the 13th hole, where he put his second shot in a pond and then lofted a wedge shot to within inches of the hole, to pull out a bogey. He finished two in front of Murphy and Palmer. For Palmer, it was the third time he finished in a second-place tie in this, the only major championship he has never won.


Champion: Dave Stockton, Mentone, Calif.

Site: Southern Hills CC, Tulsa, Okla.

Date: Aug. 13-16 **Purse:** \$200,000

Par: 35-35-70 (6,962 Yards)

Field: 136 **Cut at:** 150 **70 players advanced**



	Course Avg	Under Par	At Par	Over Par	Round Leader	Low Round	Dave Stockton
Round 1:	75.4	4	6	126	J. Nicklaus, J. Miller	69 - J. Nicklaus, J. Miller	70 - T-5
Round 2:	75.0	5	9	119	L. Hinson, D. Stockton	68 - G. Player, L. Graham	140 - (70) T-1
Round 3:	73.9	6	3	61	Dave Stockton	65 - Raymond Floyd	206 - (66) 1st
Round 4:	72.9	5	5	56	Dave Stockton	65 - Lee Trevino	279 - (73) 1st
Totals:	74.62	20	23	362			

Championship Summary

Place	Name	Score	Winnings	Place	Name	Score	Winnings	Place	Name	Score
1	Dave Stockton	70-70-66-73-279	\$40,000.00	T-45	Larry Ziegler	71-73-79-72-295	\$560.00	Cut	Don Bies	78-76-154
T-2	Bob Murphy	71-73-71-66-281	\$18,500.00	T-48	Bill Collins	72-71-77-76-296	\$420.00	Cut	Jim Colbert	75-79-154
T-2	Arnold Palmer	70-72-69-70-281	\$18,500.00	T-48	Bert Greene	73-73-74-76-296	\$420.00	Cut	Manuel de la Torre	75-79-154
T-4	Larry Hinson	69-71-74-68-282	\$8,800.00	T-48	Phil Rodgers	74-74-76-72-296	\$420.00	Cut	Dow Finsterwald	73-81-154
T-4	Gene Littler	72-71-69-70-282	\$8,800.00	T-48	Hugh Royer	76-74-73-73-296	\$420.00	Cut	Doug Ford	78-76-154
T-6	Bruce Crampton	73-75-68-67-283	\$6,800.00	T-48	Jerry Steelsmith	73-72-78-73-296	\$420.00	Cut	Robert Fry	75-79-154
T-6	Jack Nicklaus	68-76-73-66-283	\$6,800.00	T-48	Robert Stone	73-77-75-71-296	\$420.00	Cut	Grier Jones	80-74-154
T-8	Raymond Floyd	71-73-65-75-284	\$5,650.00	54	Ross Coon	74-73-74-76-297	\$400.00	Cut	Monty Kaser	76-78-154
T-8	Dick Lotz	72-70-75-67-284	\$5,650.00	T-55	Frank Beard	73-73-77-75-298	\$400.00	Cut	Claude King	80-74-154
T-10	Billy Maxwell	72-71-73-69-285	\$4,800.00	T-55	Deane Beman	76-72-74-76-298	\$400.00	Cut	Ken Still	76-78-154
T-10	Mason Rudolph	71-70-73-71-285	\$4,800.00	T-55	Gibby Gilbert	73-74-77-74-298	\$400.00	Cut	Ken Towns	79-75-154
T-12	Don January	73-71-73-69-286	\$3,750.00	T-55	George Knudson	77-73-74-74-298	\$400.00	Cut	Maurice Verbrugge	82-72-154
T-12	Johnny Miller	68-77-70-71-286	\$3,750.00	T-55	Jim O'Hern	75-74-73-76-298	\$400.00	Cut	Willard Wood	79-75-154
T-12	Gary Player	74-68-74-70-286	\$3,750.00	T-55	Jimmy Wright	74-74-76-74-298	\$400.00	Cut	Dick Hendrickson	70-85-155
T-12	Sam Snead	70-75-68-73-286	\$3,750.00	T-61	George Archer	77-71-75-76-299	\$400.00	Cut	Jim Lucius	76-79-155
T-16	Al Geiberger	72-74-71-71-288	\$3,100.00	T-61	Tommy Jacobs	77-70-75-77-299	\$400.00	Cut	John Molinda	75-80-155
T-16	Mike Hill	71-70-74-73-288	\$3,100.00	63	Bob Rosburg	72-75-74-81-302	\$400.00	Cut	Chuck Scally	73-82-155
T-18	Billy Casper	72-70-74-73-289	\$2,500.00	64	Dick Bury	75-74-77-78-304	\$400.00	Cut	George Bellino	80-76-156
T-18	Bruce Devlin	75-70-71-73-289	\$2,500.00	T-65	Tommy Aycock	75-73-82-75-305	\$400.00	Cut	Jon Gustin	76-80-156
T-18	Al Mengert	76-72-70-71-289	\$2,500.00	T-65	Joe Jimenez	75-73-80-77-305	\$400.00	Cut	Billy Parker	78-78-156
T-18	Dan Sikes	74-70-75-70-289	\$2,500.00	T-65	Gordon Jones	75-75-78-77-305	\$400.00	Cut	Bob Reith	83-73-156
T-22	Lou Graham	75-68-74-73-290	\$1,825.00	T-68	Dave Hill	76-74-79-77-306	\$400.00	Cut	Al Besselink	74-83-157
T-22	Bob Stanton	71-74-72-73-290	\$1,825.00	T-68	Bob Hold	76-74-81-75-306	\$400.00	Cut	Don Headings	78-79-157
T-22	Bert Yancey	74-69-75-72-290	\$1,825.00	70	Dick Crawford	74-76-80-79-309	\$400.00	Cut	Cass Jawor	79-78-157
T-22	Kermit Zarley	73-74-73-70-290	\$1,825.00	Cut	Walter Burkemo	76-75-151		Cut	Joel Taylor	76-81-157
T-26	Julius Boros	72-71-72-76-291	\$1,480.00	Cut	Dale Douglass	74-77-151		Cut	Jerry Barrier	81-77-158
T-26	Bob Charles	74-73-72-72-291	\$1,480.00	Cut	Lee Elder	74-77-151		Cut	Tom Shaw	82-76-158
T-26	Terry Dill	72-71-75-73-291	\$1,480.00	Cut	Lionel Hebert	76-75-151		Cut	Buck Adams	83-76-159
T-26	Bobby Nichols	71-76-72-72-291	\$1,480.00	Cut	Fred Marti	75-76-151		Cut	Jerry Barber	80-79-159
T-26	Lee Trevino	72-77-77-65-291	\$1,480.00	Cut	Jimmy Powell	75-76-151		Cut	Bob Ford	83-76-159
T-30	Homero Blancas	70-74-72-76-292	\$1,225.00	Cut	Chi Chi Rodriguez	77-74-151		Cut	Jim McCoy	80-79-159
T-30	Hale Irwin	72-69-76-75-292	\$1,225.00	Cut	Pat Schwab	75-76-151		Cut	Ernie Sneiter	80-79-159
T-30	Bob Menne	73-72-75-72-292	\$1,225.00	Cut	R.H. Sikes	74-77-151		Cut	Tom Sanderson	82-79-161
T-30	Jim Wiechers	72-75-73-72-292	\$1,225.00	Cut	Steve Spray	78-73-151		Cut	Denny Shute	85-76-161
T-35	Charles Coody	69-79-73-72-293	\$1,016.67	Cut	Wayne Yates	76-75-151		Cut	Jack Webb	80-81-161
T-35	Rod Funseth	76-70-74-73-293	\$1,016.66	Cut	Gay Brewer	77-75-152		Cut	Arnold Koehler	86-76-162
T-35	Howie Johnson	71-72-76-74-293	\$1,016.66	Cut	Bob Goalby	79-73-152		Cut	Art Silvestrone	83-79-162
T-35	Dave Marr	76-71-74-72-293	\$1,016.67	Cut	Tom Weiskopf	72-80-152		Cut	Dean Adkisson	80-84-164
T-35	Bobby Mitchell	72-76-76-69-293	\$1,016.67	Cut	Chris Blocker	77-76-153		Cut	Gaylord Currie	79-85-164
T-35	Bob E. Smith	77-73-72-71-293	\$1,016.67	Cut	Tony Jacklin	74-79-153		Cut	Chuck Hart	85-79-164
T-41	Jacky Cupit	70-77-75-72-294	\$750.00	Cut	Eldridge Miles	76-77-153		Cut	Merle Backlund	84-81-165
T-41	Bob Lunn	74-69-70-81-294	\$750.00	Cut	Bill Ogden	77-76-153		WD	Vic Ghezzi	79
T-41	Orville Moody	75-72-75-72-294	\$750.00	Cut	Craig Shankland	75-78-153		WD	Pete Brown	82
T-41	Doug Sanders	75-74-71-74-294	\$750.00	Cut	Gene Thompson	74-79-153		WD	Tony Holguin	82
T-45	Tommy Aaron	71-74-75-75-295	\$560.00	Cut	Larry Wise	76-77-153				
T-45	Jack Burke Jr.	74-74-74-73-295	\$560.00	Cut	Miller Barber	81-73-154				

1969

Raymond Floyd survived an outburst of social turbulence focused on Gary Player, and a gritty stretch drive by the South African, to win the 51st PGA Championship by one stroke. Floyd took a one-stroke lead in the second round and extended it to five strokes on Saturday, the same day a group of militant protesters erupted onto the golf course while Player was preparing to putt on the 10th green. Player, however, staged a rally in the final round, carrying him within a stroke of Floyd, after Floyd bogeyed the 13th and 15th holes. Player bogeyed the 16th, while Floyd ran in a 35-foot birdie putt. Player's birdie at the 17th fell short of catching Floyd, who posted a winning 276.

Champion: Raymond Floyd, Miami, Fla.**Site:** NCR CC (South Course), Dayton, Ohio**Date:** Aug. 14-17 **Purse:** \$175,000**Par:** 36-35-71 (6,915 Yards)**Field:** 139 **Cut at:** 149 **79 players advanced**

	Course Avg	Under Par	At Par	Over Par	Round Leader	Low Round	Raymond Floyd
Round 1:	74.7	19	5	114	69 - R. Floyd, B. Lunn, T. Shaw, L. Ziegler, L. Mowry, C. Coody, J. Pott, B. Henry, A. Geiberger	69 -	T-1
Round 2:	73.8	22	12	103	Raymond Floyd	64 - Don Bies	135 - (66) 1st
Round 3:	72.0	23	14	42	Raymond Floyd	64 - Miller Barber	202 - (67) 1st
Round 4:	72.8	16	14	49	Raymond Floyd	66 - Gay Brewer	276 - (74) 1st
Totals:	73.62	80	45	308			

Championship Summary

Place	Name	Score	Winnings	Place	Name	Score	Winnings	Place	Name	Score
1	Raymond Floyd	69-66-67-74-276	\$35,000.00	T-48	Bobby Brue	73-71-74-74-292	\$289.25	Cut	Chuck Courtney	73-78-151
2	Gary Player	71-65-71-70-277	\$20,000.00	T-48	Dale Douglass	73-76-72-71-292	\$289.26	Cut	Joe Jimenez	76-75-151
3	Bert Greene	71-68-68-71-278	\$12,400.00	T-48	Gene Littler	73-76-71-72-292	\$289.26	Cut	Eddie Langert	75-76-151
4	Jimmy Wright	71-68-69-71-279	\$8,300.00	T-48	Dick Lotz	75-73-69-75-292	\$289.25	Cut	Dick Rhyan	74-77-151
T-5	Miller Barber	73-75-64-68-280	\$6,725.00	T-48	Dave Marr	78-68-71-75-292	\$289.25	Cut	Doug Sanders	72-79-151
T-5	Larry Ziegler	69-71-70-70-280	\$6,725.00	T-48	Bobby Mitchell	73-71-75-73-292	\$289.25	Cut	George Bellino	79-73-152
T-7	Charles Coody	69-71-72-69-281	\$5,143.33	T-48	Phil Rodgers	70-72-75-75-292	\$289.25	Cut	Gene Borek	75-77-152
T-7	Orville Moody	70-68-71-72-281	\$5,143.33	T-48	Lee Trevino	73-71-72-76-292	\$289.25	Cut	Jerry Mowlds	75-77-152
T-7	Terry Wilcox	72-71-72-66-281	\$5,143.34	T-48	Dudley Wysong	72-76-73-71-292	\$289.26	Cut	Earl Stewart	76-76-152
10	Frank Beard	70-75-68-69-282	\$4,375.00	T-57	Tommy Aaron	70-72-79-72-293	\$241.38	Cut	Rocky Thompson	77-75-152
T-11	Don Bies	74-64-71-74-283	\$3,543.75	T-57	Jacky Cupit	70-73-75-75-293	\$241.38	Cut	Bert Yancey	76-76-152
T-11	Bunky Henry	69-68-70-76-283	\$3,543.75	T-59	Howell Fraser	72-76-71-75-294	\$241.38	Cut	Jim Ferrier	74-79-153
T-11	Larry Mowry	69-71-69-74-283	\$3,543.75	T-59	Pat Schwab	75-72-73-74-294	\$241.38	Cut	Marty Fleckman	75-78-153
T-11	Jack Nicklaus	70-68-74-71-283	\$3,543.75	T-59	Mike Souhak	75-73-74-72-294	\$241.38	Cut	Doug Ford	79-74-153
T-15	Bruce Crampton	70-70-72-72-284	\$2,712.50	T-59	Kermit Zarley	75-74-69-76-294	\$241.38	Cut	Jimmy Powell	77-76-153
T-15	Dave Hill	74-75-67-68-284	\$2,712.50	T-63	Dick Crawford	73-72-75-76-296	\$241.38	Cut	Ken Still	78-75-153
T-15	Don January	75-70-70-69-284	\$2,712.50	T-63	Jay Hebert	75-74-73-74-296	\$241.38	Cut	Carroll Armstrong	79-75-154
T-15	Chi Chi Rodriguez	72-72-71-69-284	\$2,712.50	T-63	Davis Love Jr.	73-71-76-76-296	\$241.38	Cut	Bob Goalby	76-78-154
T-19	Howie Johnson	73-68-72-72-285	\$2,137.50	T-63	Billy Maxwell	76-73-75-72-296	\$241.38	Cut	George McKeown	77-77-154
T-19	Johnny Pott	69-75-71-70-285	\$2,137.50	T-63	Bob Murphy	74-71-75-76-296	\$241.38	Cut	Mason Rudolph	74-80-154
T-21	Ron Cerrudo	74-66-70-76-286	\$1,718.75	T-63	Sam Snead	75-72-71-78-296	\$241.38	Cut	Glenn Stuart	78-76-154
T-21	Bobby Cole	72-74-71-69-286	\$1,718.75	T-69	George Archer	75-74-71-77-297	\$241.38	Cut	Joe Cardenas	76-79-155
T-21	Bob Lunn	69-74-73-70-286	\$1,718.75	T-69	Jack Burke Jr.	74-75-74-74-297	\$241.38	Cut	Jim O'Hern	81-74-155
T-21	Tom Shaw	69-75-73-69-286	\$1,718.75	T-69	Stan Dunas	76-70-76-75-297	\$241.38	Cut	Hampton Auld	78-78-156
T-25	Julius Boros	72-74-70-71-287	\$1,300.00	T-69	Jack McGowan	76-73-72-76-297	\$241.38	Cut	Bill Flynn	77-79-156
T-25	Gay Brewer	74-71-76-66-287	\$1,300.00	T-73	Ed Kroll	72-70-79-77-298	\$241.38	Cut	Robert Fry	74-82-156
T-25	Bob Dickson	74-72-70-71-287	\$1,300.00	T-73	Bob Stanton	77-72-73-76-298	\$241.38	Cut	Herman Scharlau	78-78-156
T-25	Tony Jacklin	73-70-73-71-287	\$1,300.00	T-73	Stan Thirk	73-75-75-75-298	\$241.38	Cut	Ernie Vossler	79-77-156
T-25	George Knudson	70-75-67-75-287	\$1,300.00	T-76	John Cook	77-69-73-80-299	\$241.38	Cut	Charles Malchaski	78-79-157
T-25	Fred Marti	73-70-71-73-287	\$1,300.00	T-76	Dow Finsterwald	75-73-75-76-299	\$241.37	Cut	Paul Scodeller	83-74-157
T-25	Dan Sikes	71-74-69-73-287	\$1,300.00	T-76	Jim Turnesa	74-74-77-74-299	\$241.38	Cut	George Shortridge	79-78-157
T-32	Butch Baird	71-71-75-71-288	\$1,055.00	79	Eddie Merrins	75-70-77-80-302	\$241.37	Cut	Gary Lockie	82-76-158
T-32	Bruce Devlin	70-78-69-71-288	\$1,055.00	Cut	Tommy Bolt	74-76-150		Cut	Dan Murphy	79-79-158
T-32	Al Mengert	74-72-72-70-288	\$1,055.00	Cut	Frank Boynton	75-75-150		Cut	Jimmy Bellizzi	79-80-159
T-35	Billy Casper	72-74-70-73-289	\$890.00	Cut	Manuel de la Torre	77-73-150		Cut	Mike Podolski	80-79-159
T-35	Bob Charles	75-73-72-69-289	\$890.00	Cut	Lee Elder	77-73-150		Cut	Doug MacDonald	84-76-160
T-35	Al Geiberger	69-72-71-71-289	\$890.00	Cut	Lou Graham	76-74-150		Cut	Charles Sifford	82-78-160
T-35	Mac McLendon	73-68-75-73-289	\$890.00	Cut	Lionel Hebert	76-74-150		Cut	Stan Staszowski	86-74-160
T-35	Steve Reid	72-75-71-71-289	\$890.00	Cut	Mike Krak	74-76-150		Cut	Merle Backlund	83-78-161
T-35	Dave Stockton	75-67-71-76-289	\$890.00	Cut	Dean Refram	72-78-150		Cut	Alan White	86-76-162
T-41	Pete Brown	77-72-70-71-290	\$686.67	Cut	Bob Rosburg	72-78-150		Cut	Denny Shute	85-80-165
T-41	Gardner Dickinson	72-70-72-76-290	\$686.66	Cut	Bob E. Smith	76-74-150		Cut	Rick Jetter	80-87-167
T-41	Dick Hart	73-73-72-72-290	\$686.67	Cut	Roland Stafford	76-74-150		WD	Arnold Palmer	82
T-44	Harold Henning	74-73-70-74-291	\$512.50	Cut	Art Wall	78-72-150		WD	Jim Colbert	74-73-147
T-44	Larry Hinson	75-74-70-72-291	\$512.50	Cut	Fred Wampler	77-73-150		DQ	Jim Rudolph	
T-44	Bobby Nichols	74-71-75-71-291	\$512.50	Cut	Jerry Barber	75-76-151				
T-44	Tom Weiskopf	70-76-70-75-291	\$512.50	Cut	Johnny Bulla	73-78-151				

1968 Julius Boros survived the wilting midsummer Texas heat and the treacherous 18th hole at Pecan Valley Country Club to snatch the 50th PGA Championship from Arnold Palmer and Bob Charles. Palmer, frustrated again in his quest for a PGA Championship title, made a magnificent par at the final hole for a 282, after watching several good birdie putts slide past the cup in the closing round. But Boros pitched a long chip within two feet of the pin for a par, becoming, at the age of 48, the oldest winner in PGA Championship history.

Champion: Julius Boros, Fort Lauderdale, Fla.

Site: Pecan Valley CC, San Antonio, Texas

Date: July 18-21 **Purse:** \$150,000

Par: 35-35-70 (7,096 Yards)

Field: 165 **Cut at:** 149 **76 players advanced**



	Course Avg	Under Par	At Par	Over Par	Round Leader	Low Round	Julius Boros
Round 1:	75.7	5	7	153	Marty Fleckman	66 - Marty Fleckman	71 - T-13
Round 2:	75.3	4	10	146	M. Fleckman, F. Beard	67 - Doug Sanders	142 - (71) T-9
Round 3:	73.6	4	11	59	M. Fleckman, F. Beard	68 - D. Stockton, K. Zarley, D. Rhyon	212 - (70) T-3
Round 4:	73.2	5	10	59	Julius Boros	68 - Charles Coody	281 - (69) 1st
Totals:	74.88	18	38	417			

Championship Summary

Place	Name	Score	Winnings	Place	Name	Score	Winnings	Place	Name	Score
1	Julius Boros	71-71-70-69-281	\$25,000.00	T-54	Don Whitt	75-71-74-77-297	\$415.00	Cut	Larry Fryer	80-74-154
T-2	Bob Charles	72-70-70-70-282	\$12,500.00	T-57	Laurie Hammer	70-78-78-72-298	\$395.00	Cut	Jay Hebert	74-80-154
T-2	Arnold Palmer	71-69-72-70-282	\$12,500.00	T-57	Bobby Nichols	75-72-76-75-298	\$395.00	Cut	Paul Kelly	73-81-154
T-4	George Archer	71-69-74-69-283	\$7,500.00	T-59	Ross Coon	72-76-76-75-299	\$369.00	Cut	Babe Lichardus	73-81-154
T-4	Marty Fleckman	66-72-72-73-283	\$7,500.00	T-59	Bob Hamilton	78-71-74-76-299	\$369.00	Cut	Hugh Royer	75-79-154
T-6	Frank Beard	68-70-72-74-284	\$5,750.00	T-59	Bobby Mitchell	74-75-72-78-299	\$369.00	Cut	George Shortridge	76-78-154
T-6	Billy Casper	74-70-70-70-284	\$5,750.00	T-59	Horace Moore	72-76-77-74-299	\$369.00	Cut	Tal Smith	78-76-154
T-8	Miller Barber	70-70-72-73-285	\$3,405.55	T-59	Charles Sifford	73-74-77-75-299	\$369.00	Cut	Lou Warobick	74-80-154
T-8	Frank Boynton	70-73-72-70-285	\$3,405.56	T-64	Bob Benning	76-71-79-74-300	\$365.00	Cut	Rex Baxter	76-79-155
T-8	Charles Coody	70-77-70-68-285	\$3,405.56	T-64	Bill Collins	76-73-74-77-300	\$365.00	Cut	Johnny Bulla	75-80-155
T-8	Al Geiberger	70-73-71-71-285	\$3,405.56	T-64	Pat Rea	76-73-76-75-300	\$365.00	Cut	Joe Conrad	80-75-155
T-8	Bob Goalby	73-72-70-70-285	\$3,405.56	T-67	Joe Cardenas	73-74-80-75-302	\$365.00	Cut	Ronald Mattson	79-76-155
T-8	Lou Graham	73-70-70-72-285	\$3,405.55	T-67	Bob Crowley	77-71-77-77-302	\$365.00	Cut	Charles Volpone	79-76-155
T-8	Doug Sanders	72-67-73-73-285	\$3,405.55	69	Jim Picard	77-70-77-79-303	\$365.00	Cut	Jay White	79-76-155
T-8	Dan Sikes	70-72-73-70-285	\$3,405.56	T-70	Gene Mitchell	75-70-82-79-306	\$365.00	Cut	George Bayer	79-77-156
T-8	Kermit Zarley	72-75-68-70-285	\$3,405.55	T-70	Robert Schoener	79-70-79-78-306	\$365.00	Cut	Jim Ferrier	80-76-156
T-17	Dave Hill	72-74-69-71-286	\$2,050.00	T-70	Gene Webb	76-73-79-78-306	\$365.00	Cut	Bill Giese	82-74-156
T-17	Mason Rudolph	69-75-70-72-286	\$2,050.00	T-73	Manuel de la Torre	73-76-80-78-307	\$365.00	Cut	Scotty McBeath	76-80-156
T-17	Dave Stockton	75-71-68-72-286	\$2,050.00	T-73	Larry Ziegler	75-73-76-83-307	\$365.00	Cut	Eddie Merrins	75-81-156
T-20	Gay Brewer	71-72-72-72-287	\$1,700.00	Cut	Bob Below	74-76-150		Cut	Dick Plummer	76-80-156
T-20	Al Mengert	71-73-70-73-287	\$1,700.00	Cut	Robert Keith	75-75-150		Cut	Jim Turnesa	78-78-156
T-20	Dick Rhyon	72-72-68-75-287	\$1,700.00	Cut	Jack Nicklaus	71-79-150		Cut	Sam Urzetta	77-79-156
T-23	Bruce Crampton	71-75-70-72-288	\$1,400.00	Cut	Bob Rosburg	75-75-150		Cut	Frank Wharton	77-79-156
T-23	Lee Trevino	69-71-72-76-288	\$1,400.00	Cut	Ernie Schnitter	75-75-150		Cut	Jerry Bell	82-75-157
T-23	Bert Yancey	75-71-70-72-288	\$1,400.00	Cut	Mike Souchak	76-74-150		Cut	Don Headings	81-76-157
T-26	Tommy Aaron	73-73-73-70-289	\$1,062.50	Cut	Stan Thirsk	77-73-150		Cut	Dan Murphy	79-78-157
T-26	Don Bies	69-73-74-73-289	\$1,062.50	Cut	Fred Wampler	74-76-150		Cut	Craig Shankland	78-79-157
T-26	Dick Crawford	71-75-73-70-289	\$1,062.50	Cut	Jerry Abbot	76-75-151		Cut	Bob Clark	76-82-158
T-26	Steve Reid	73-73-71-72-289	\$1,062.50	Cut	Herry Barber	77-74-151		Cut	John Dalrymple	79-79-158
T-30	Gardner Dickinson	74-69-76-71-290	\$862.50	Cut	James Barber	76-75-151		Cut	Wes Ellis Jr.	81-77-158
T-30	Lionel Hebert	75-71-70-74-290	\$862.50	Cut	John Felus	74-77-151		Cut	Emil Scodeller	81-77-158
T-30	Gene Littler	73-74-74-69-290	\$862.50	Cut	Don Massengale	75-76-151		Cut	Tom Weiskopf	77-82-159
T-30	Bob Lunn	72-75-72-71-290	\$862.50	Cut	Ed Moehling	75-76-151		Cut	Don Collett	78-82-160
T-34	Johnny Pott	70-70-75-76-291	\$775.00	Cut	Jimmy Powell	76-75-151		Cut	Ed Lockie	77-83-160
T-34	Sam Snead	75-71-72-73-291	\$775.00	Cut	Art Proctor	76-75-151		Cut	Dick Merritt	81-79-160
T-34	Terry Wilcox	74-73-71-73-291	\$775.00	Cut	R.H. Sikes	76-75-151		Cut	Werner Teichmann	80-80-160
T-37	Mac Hunter	71-72-73-76-292	\$686.25	Cut	Glenn Stuart	72-79-151		Cut	Bill Grygiel	78-83-161
T-37	John Lively	74-74-72-72-292	\$686.25	Cut	Walter Burkemo	74-78-152		Cut	Dennis O'Leary	86-75-161
T-37	Jerry Pittman	74-71-74-73-292	\$686.25	Cut	Jerry Edwards	72-80-152		Cut	Bob Kruse	79-83-162
T-37	Bill Sporre	73-73-76-70-292	\$686.25	Cut	Bob Hill	80-72-152		Cut	Gary Loustalot	82-80-162
T-41	Tim Debaufre	72-75-73-73-293	\$586.25	Cut	Tom Liljeholm	76-76-152		Cut	Robert Nichols	84-78-162
T-41	Raymond Floyd	79-70-73-71-293	\$586.25	Cut	Sonny Ridenhour	78-74-152		Cut	Fred Nonnenberg	77-85-162
T-41	Earl Jacobson	73-74-74-72-293	\$586.25	Cut	Bob Ross	77-75-152		Cut	Merle Backlund	81-82-163
T-41	Tom Shaw	76-71-77-69-293	\$586.25	Cut	Dick Stranahan	80-72-152		Cut	Bill Majure	81-83-164
T-45	Harold Henning	73-74-76-71-294	\$535.00	Cut	Bill Bisdorf	73-80-153		Cut	Ray Ziats	86-78-164
T-45	Robert Stone	74-72-72-76-294	\$535.00	Cut	Ken Burnette	77-76-153		Cut	Warren MacCarty	86-79-165
T-45	Larry Wise	75-71-74-74-294	\$535.00	Cut	Billy Farrell	76-77-153		Cut	Tom Deaton	83-85-168
T-48	Al Chandler	72-74-77-72-295	\$483.33	Cut	J.C. Goosie	76-77-153		Cut	Al Stein	82-86-168
T-48	Dow Finsterwald	71-75-75-74-295	\$483.34	Cut	Dave Marr	77-76-153		Cut	John Frillman	85-85-170
T-48	Ken Venturi	74-71-75-75-295	\$483.34	Cut	Jim O'Hern	79-74-153		Cut	Paul Kern	86-84-170
T-51	Tommy Aycock	73-74-71-78-296	\$445.00	Cut	Paul Runyan	79-74-153		WD	Freddie Haas Jr.	77
T-51	Sam Carmichael	73-73-78-72-296	\$445.00	Cut	Dick Turner	77-76-153		WD	Jouett Brown	79
T-51	Don January	78-71-75-72-296	\$445.00	Cut	Dudley Wysong	77-76-153		WD	Bob Galloway	80
T-54	Jim Mooney	75-74-73-75-297	\$415.00	Cut	Paul Bondeson	79-75-154		WD	George Keyes	82
T-54	Stan Mosel	76-73-77-71-297	\$415.00	Cut	Doug Ford	77-77-154		WD	Claude King	83

1967 For the second time in the 10-year history of the PGA Championship contested at stroke play, the winner was decided in a playoff. Played in the thin, mile-high Colorado atmosphere, two lowland neighbors from Texas, Don January and Don Massengale, adapted nicely to the rarefied air to come down to the wire deadlocked at 281. Even though January had lost the 1961 PGA Championship in a playoff, he proved the steadier of the two in an 18-hole playoff, with a 3-under-par 69 to Massengale's 71.

Champion: Don January, Dallas, Texas		
Site: Columbine CC, Denver, Colo.		
Date: July 20-24		Purse: \$148,200
Par: 36-36-72 (7,436 Yards)		
Field: 143	Cut at 151	73 players advanced



	Course Avg	Under Par	At Par	Over Par	Round Leader	Low Round	Don January
Round 1:	75.3	18	11	113	Dave Hill	66 - Dave Hill	71 - T-13
Round 2:	75.9	18	7	115	Tommy Aaron	65 - Tommy Aaron	143 - (72) T-7
Round 3:	73.4	25	6	42	Dan Sikes	67 - Bobby Nichols	213 - (70) T-5
Round 4:	72.9	22	9	42	Massengale, January	66 - Don Massengale	281 - (68) T-1
Totals:	74.81	83	33	312			

Championship Summary

Place	Name	Score	Winnings	Place	Name	Score	Winnings	Place	Name	Score
1	Don January	71-72-70-68-281	\$25,000.00	T-44	D.M. McBeath	74-72-75-75-296	\$501.43	Cut	Monte Bradley	79-75-154
2	Don Massengale	70-75-70-66-281	\$15,000.00	T-44	Robert Stone	74-74-75-73-296	\$501.43	Cut	Rudy Goff	78-76-154
T-3	Jack Nicklaus	67-75-69-71-282	\$9,000.00	T-51	Freddie Haas Jr.	74-72-79-72-297	\$430.00	Cut	Herman Keiser	81-73-154
T-3	Dan Sikes	69-70-70-73-282	\$9,000.00	T-51	Skee Riegel	76-75-74-72-297	\$430.00	Cut	Frank Keller	78-76-154
T-5	Julius Boros	69-76-70-68-283	\$6,500.00	T-51	Bob Toski	72-76-71-78-297	\$430.00	Cut	Odell Trueblood	76-78-154
T-5	Al Geiberger	73-71-69-70-283	\$6,500.00	T-51	Jimmy Wright	73-74-77-73-297	\$430.00	Cut	Ken Yount	76-78-154
T-7	Frank Beard	71-74-70-70-285	\$4,750.00	T-55	George Archer	74-76-75-73-298	\$389.00	Cut	Jerry Barber	75-80-155
T-7	Don Bies	69-70-76-70-285	\$4,750.00	T-55	Paul Harney	75-75-74-74-298	\$389.00	Cut	Bob Ford	75-80-155
T-7	Bob Goalby	70-74-68-73-285	\$4,750.00	T-55	Davis Love Jr.	69-79-76-74-298	\$389.00	Cut	Ed Kroll	78-77-155
T-7	Gene Littler	73-72-71-69-285	\$4,750.00	T-55	Bobby Mitchell	76-74-70-78-298	\$389.00	Cut	Stan Mosel	77-78-155
T-11	Billy Farrell	75-72-69-70-286	\$3,200.00	T-55	James Stamps	77-74-73-74-298	\$389.00	Cut	Bob Wynn	77-78-155
T-11	Dave Hill	66-73-74-73-286	\$3,200.00	T-60	Dow Finsterwald	74-75-74-76-299	\$300.00	Cut	Andy Borkovich	73-83-156
T-11	Ken Venturi	73-74-71-68-286	\$3,200.00	T-60	Dick Hart	73-75-75-76-299	\$300.00	Cut	Walter Burkemo	81-75-156
T-14	Sam Carmichael	75-71-69-72-287	\$2,360.00	T-60	Mac Hunter	72-75-71-81-299	\$300.00	Cut	George Keyes	79-77-156
T-14	Lionel Hebert	75-71-70-71-287	\$2,360.00	63	Johnny Bulla	78-73-76-73-300	\$300.00	Cut	Edward Bosse	78-79-157
T-14	Bobby Nichols	75-75-67-70-287	\$2,360.00	T-64	Clare Emery	73-76-79-73-301	\$300.00	Cut	Ernie George	81-76-157
T-14	Arnold Palmer	70-71-72-74-287	\$2,360.00	T-64	Jim Ferrier	74-75-75-77-301	\$300.00	Cut	Clayton Johnson	78-79-157
T-14	R.H. Sikes	72-71-71-73-287	\$2,360.00	T-64	Pat Schwab	75-76-75-75-301	\$300.00	Cut	Gifford Nutbrown	81-76-157
19	Billy Casper	75-70-75-68-288	\$1,900.00	T-67	Gene Bone	72-74-78-78-302	\$300.00	Cut	Bob Popp	82-75-157
T-20	Tommy Aaron	70-65-76-78-289	\$1,600.00	T-67	Chick Harbert	73-76-77-76-302	\$300.00	Cut	Glenn Stuart	77-80-157
T-20	Bill Bisdorf	72-71-77-69-289	\$1,600.00	T-67	Tommy Jacobs	74-74-76-78-302	\$300.00	Cut	J.D. Taylor	77-80-157
T-20	Dick Crawford	76-73-73-67-289	\$1,600.00	70	Robert Erickson	76-75-80-72-303	\$300.00	Cut	George Bellino	77-81-158
T-20	Raymond Floyd	74-69-74-72-289	\$1,600.00	71	Roland Stafford	74-76-78-76-304	\$300.00	Cut	Bobby Brue	79-79-158
T-20	Mike Souchak	70-73-70-76-289	\$1,600.00	72	Richard Bassett	70-80-86-69-305	\$300.00	Cut	Craig Shankland	78-80-158
25	Wes Ellis Jr.	76-71-72-71-290	\$1,300.00	73	Glenn Teal	77-74-77-80-308	\$300.00	Cut	Joe Cardenas	80-79-159
T-26	Bruce Crampton	71-77-74-69-291	\$1,150.00	Cut	Michael Ballo	76-76-152		Cut	Don Klein	78-81-159
T-26	Earl Stewart	77-70-72-72-291	\$1,150.00	Cut	Elhannon Collins	74-78-152		Cut	Ron Reitz	71-88-159
T-28	Gay Brewer	75-74-71-72-292	\$900.00	Cut	Doug Ford	78-74-152		Cut	Bill Sporre	81-78-159
T-28	Gardner Dickinson	75-72-69-76-292	\$900.00	Cut	Jay Hebert	77-75-152		Cut	Pat Rielly	78-82-160
T-28	Phil Rodgers	71-76-72-73-292	\$900.00	Cut	Darrell Hickok	72-80-152		Cut	James Riggins	78-82-160
T-28	Mason Rudolph	72-73-73-74-292	\$900.00	Cut	Joe Moresco	75-77-152		Cut	Dick Bull	77-84-161
T-28	Doug Sanders	72-71-76-73-292	\$900.00	Cut	Johnny Pott	77-75-152		Cut	Jimmie Gauntt	78-83-161
T-33	Dave Marr	75-72-71-75-293	\$750.00	Cut	Alex Redmond	77-75-152		Cut	Bob Hill	82-79-161
T-33	Tom Nieporte	73-73-73-74-293	\$750.00	Cut	Bob Ross	73-79-152		Cut	George Schneiter	80-81-161
T-33	Jerry Pittman	72-78-69-74-293	\$750.00	Cut	Al Bessellink	74-79-153		Cut	Larry Crawford	81-81-162
T-33	Ernie Vossler	72-74-73-74-293	\$750.00	Cut	Steve Bull	74-79-153		Cut	Tony Novitsky	79-83-162
T-33	Dudley Wysong	73-70-76-74-293	\$750.00	Cut	Bob Duden	77-76-153		Cut	Ed Whalley	85-78-163
T-38	Bill Martindale	73-76-74-71-294	\$632.50	Cut	John Felus	72-81-153		Cut	Dick Stranahan	81-83-164
T-38	Ken Still	73-74-76-71-294	\$632.50	Cut	Bob Goetz	75-78-153		Cut	Ernest Fortner	83-82-165
T-38	Fred Wampler	73-75-74-72-294	\$632.50	Cut	Don Kubiak	73-80-153		Cut	Hap Malia	81-84-165
T-38	Bob Zimmerman	76-74-76-68-294	\$632.50	Cut	Duke Matthews	75-78-153		Cut	Terry Lally	86-84-170
T-42	Frank Boynton	71-76-73-75-295	\$572.50	Cut	Eddie Merrins	76-77-153		Cut	Stan Mack	86-85-171
T-42	Jack Burke Jr.	73-78-71-73-295	\$572.50	Cut	Horace Moore	80-73-153		WD	Jacky Cupit	74
T-44	John Berry	76-70-78-72-296	\$501.43	Cut	Jim Petersen	76-77-153		WD	Dick Marshall	77
T-44	Pete Cooper	77-70-78-71-296	\$501.43	Cut	Dick Rhyen	76-77-153		WD	Bert Yancey	74-76-150
T-44	Dale Douglass	74-73-72-77-296	\$501.42	Cut	Walter Romans	76-77-153		WD	Bruce Devlin	80-71-151
T-44	Babe Lichardus	75-75-71-75-296	\$501.43	Cut	Bob Rosburg	79-74-153		DQ	Chandler Harper	
T-44	Larry Mancour	75-76-72-73-296	\$501.43	Cut	John Ruedi	75-78-153				

1966 The 1966 Championship was a triumph for Al Geiberger. Munching peanut butter sandwiches for stamina, the California native shared the first-round lead with Sam Snead. The lead bounced back and forth, but when Snead fired closing rounds of 75 and 73, Geiberger won with four strokes to spare over Dudley Wysong, whose third-round 66 was the best of the Championship.


Champion: Al Geiberger, Solvang, Calif.

Site: Firestone CC, Akron, Ohio

Date: July 21-24 **Purse:** \$149,360

Par: 35-35-70 (7,180 Yards)

Field: 162 **Cut at:** 151 **76 players advanced**



	Course Avg	Under Par	At Par	Over Par	Round Leader	Low Round	Al Geiberger
Round 1:	76.4	5	1	156	A. Geiberger	68 - A. Geiberger	68 - T-1
Round 2:	75.7	0	5	148	Sam Snead	70 - G. Player, J. Riggins, D. Finsterwald, E. Vossler, B. Farrell	140 - (72) T-2
Round 3:	74.0	6	5	65	Al Geiberger	66 - D. Wysong	208 - (68) 1st
Round 4:	73.6	5	4	66	Al Geiberger	68 - R. Floyd, A. Palmer	280 - (72) 1st
Totals:	75.36	16	15	435			

Championship Summary

Place	Name	Score	Winnings	Place	Name	Score	Winnings	Place	Name	Score
1	Al Geiberger	68-72-68-72-280	\$25,000.00	T-49	Bob Shave	78-72-77-71-298	\$436.12	Cut	Jim Lucius	79-76-155
2	Dudley Wysong	74-72-66-72-284	\$15,000.00	T-49	Bert Yancey	74-75-77-72-298	\$436.11	Cut	Sam Reynolds	83-72-155
T-3	Billy Casper	73-73-70-70-286	\$8,333.34	T-58	Art Wall	73-73-78-75-299	\$340.00	Cut	Warner Tyree	79-76-155
T-3	Gene Littler	75-71-71-69-286	\$8,333.33	T-58	Al Chandler	76-73-71-79-299	\$340.00	Cut	Dick Cline	79-77-156
T-3	Gary Player	73-70-70-73-286	\$8,333.33	T-58	Robert Erickson	79-71-74-75-299	\$340.00	Cut	Bob Harrison	81-75-156
T-6	Julius Boros	69-72-75-71-287	\$5,000.00	T-58	Ed Griffiths	73-72-73-81-299	\$340.00	Cut	Dan Keefe	79-77-156
T-6	Jacky Cupit	70-73-73-71-287	\$5,000.00	T-58	Bob McCallister	74-76-73-76-299	\$340.00	Cut	Monte Norcross	80-76-156
T-6	Arnold Palmer	75-73-71-68-287	\$5,000.00	T-58	Bo Winingar	76-75-75-73-299	\$340.00	Cut	Bill Ogden	79-77-156
T-6	Doug Sanders	69-74-73-71-287	\$5,000.00	63	Joe Conrad	77-74-76-73-300	\$300.00	Cut	Billy Parker	78-78-156
T-6	Sam Snead	68-71-75-73-287	\$5,000.00	T-64	Ernie Ball	77-74-78-72-301	\$300.00	Cut	George Bellino	81-76-157
11	Frank Beard	73-72-69-74-288	\$3,500.00	T-64	Lionel Hebert	75-74-75-77-301	\$300.00	Cut	Stan Dudas	77-80-157
T-12	Dow Finsterwald	74-70-73-72-289	\$2,933.33	T-66	Jack Burke Jr.	75-76-79-72-302	\$300.00	Cut	Rudy Goff	79-78-157
T-12	Jay Hebert	75-73-70-71-289	\$2,933.34	T-66	Ed Kroll	75-75-78-74-302	\$300.00	Cut	Paul Haviland	78-79-157
T-12	Don January	69-71-73-76-289	\$2,933.33	T-66	Horace Moore	74-74-76-78-302	\$300.00	Cut	Clayton Johnson	81-76-157
T-15	Paul Harney	74-73-71-72-290	\$2,350.00	T-66	Ed Rubis	76-72-77-77-302	\$300.00	Cut	Charles Rotar	84-73-157
T-15	Bill Martindale	73-75-70-72-290	\$2,350.00	T-70	Bob Verwey	76-75-78-74-303	\$300.00	Cut	Denny Shute	77-80-157
T-15	Ken Venturi	74-75-69-72-290	\$2,350.00	T-70	Wayne Yates	73-76-79-75-303	\$300.00	Cut	Bob Kay	81-77-158
T-18	Gardner Dickinson	74-72-73-72-291	\$1,862.50	T-72	Larry Beck	71-79-78-76-304	\$300.00	Cut	Harold Kneece	82-76-158
T-18	Raymond Floyd	74-75-74-68-291	\$1,862.50	T-72	Tom Weiskopf	76-75-78-76-304	\$300.00	Cut	Bud Williamson	78-80-158
T-18	Dave Marr	75-75-68-73-291	\$1,862.50	74	Bill Blanton	78-72-80-76-306	\$300.00	Cut	Bob Ford	79-80-159
T-18	Ernie Vossler	77-70-75-69-291	\$1,862.50	75	James Riggins	76-70-82-79-307	\$300.00	Cut	Ed Kynch	83-76-159
T-22	Tommy Aaron	71-72-75-74-292	\$1,400.00	Cut	Gene Bone	74-78-152		Cut	Al Morley	78-81-159
T-22	Frank Boynton	73-74-73-72-292	\$1,400.00	Cut	Jouett Brown	79-73-152		Cut	Bobby Nichols	81-78-159
T-22	Billy Farrell	73-70-71-78-292	\$1,400.00	Cut	Johnny Bulla	73-79-152		Cut	Skee Riegel	80-79-159
T-22	Jack Nicklaus	75-71-75-71-292	\$1,400.00	Cut	J.C. Goosie	76-76-152		Cut	Chuck Scally	79-80-159
T-22	Mason Rudolph	74-73-76-69-292	\$1,400.00	Cut	Chick Harbert	75-77-152		Cut	Glenn Stuart	80-79-159
27	Gay Brewer	73-73-76-71-293	\$1,100.00	Cut	Dick Hart	75-77-152		Cut	Alphonso Atkins	77-83-160
T-28	Butch Baird	73-74-73-74-294	\$900.00	Cut	Bob Hill	74-78-152		Cut	George Bruno	82-78-160
T-28	Bruce Devlin	76-71-71-76-294	\$900.00	Cut	Babe Hiskey	74-78-152		Cut	Joe Cardenas	81-79-160
T-28	Ron Howell	76-71-75-72-294	\$900.00	Cut	Tommy Jacobs	75-77-152		Cut	Tony Novitsky	80-80-160
T-28	Don Massengale	74-72-75-73-294	\$900.00	Cut	Tom Malone	78-74-152		Cut	Joe Zakarian	80-81-161
T-28	Dan Sikes	72-76-74-72-294	\$900.00	Cut	Kel Nagle	75-77-152		Cut	Brien Charter	77-85-162
T-28	R.H. Sikes	75-72-73-74-294	\$900.00	Cut	Dean Refram	76-76-152		Cut	Ernest Fortner	85-77-162
T-34	Miller Barber	76-71-72-76-295	\$775.00	Cut	Phil Rodgers	76-76-152		Cut	Bob Hold	82-80-162
T-34	Buster Cupit	75-76-74-70-295	\$775.00	Cut	Jack Rule	74-78-152		Cut	John Dalrymple	82-81-163
T-34	Tony Lema	78-71-72-74-295	\$775.00	Cut	Bob Spence	74-78-152		Cut	William Staskewicz	82-82-164
T-37	Bill Bisdorf	76-72-76-72-296	\$659.17	Cut	Dick Whetzie	75-77-152		Cut	Bob Watson	87-77-164
T-37	Gene Borek	75-76-75-70-296	\$659.17	Cut	Walter Burkemo	74-79-153		Cut	Arthur Harris	84-81-165
T-37	Chick Evans	73-75-74-74-296	\$659.17	Cut	Corky Dahl	74-79-153		Cut	Sam Urzetta	81-84-165
T-37	Freddie Haas Jr.	78-73-75-70-296	\$659.17	Cut	Tont Evans	78-75-153		Cut	Ron Demao	82-84-166
T-37	Babe Lichardus	72-75-73-76-296	\$659.16	Cut	Doug Ford	76-77-153		Cut	Harold Paddock	84-84-168
T-37	Stan Thirk	74-77-70-75-296	\$659.16	Cut	Robert Fry	78-75-153		Cut	Merle Backlund	85-84-169
T-37	Manuel de la Torre	75-72-77-73-297	\$542.50	Cut	Jerry Pittman	77-76-153		Cut	Arnold Haneke	82-89-171
T-43	Bruce Crampton	74-73-74-76-297	\$542.50	Cut	Mike Souchak	79-74-153		WD	Vic Ghezzi	74
T-43	Rod Funseth	73-74-74-76-297	\$542.50	Cut	Jim Turnesa	80-73-153		WD	Johnny Pott	74
T-43	Walker Inman	71-76-76-74-297	\$542.50	Cut	Bernie Haas	78-76-154		WD	James Clark	76
T-43	George Knudson	72-74-77-74-297	\$542.50	Cut	Gordon Jones	81-73-154		WD	Billy Capps	77
T-43	Bob Rosburg	73-76-69-79-297	\$542.50	Cut	Mac Main	75-79-154		WD	Dale Andreason	78
T-49	Jim Ferrier	71-79-76-72-298	\$436.11	Cut	Ronnie Reif	77-77-154		WD	Randy Glover	78
T-49	Jack Fleck	71-74-78-75-298	\$436.11	Cut	Melvin Rowe	79-75-154		WD	Bob Duden	80
T-49	Ed Furgol	74-77-71-76-298	\$436.11	Cut	Joe Brown	74-81-155		WD	Bob Hamilton	80
T-49	Bob Goalby	76-73-73-76-298	\$436.11	Cut	Steve Bull	79-76-155		WD	David G. Smith	80
T-49	Bob Keller	72-76-72-78-298	\$436.11	Cut	Fred Gronauer	78-77-155		WD	Jerry Barber	73-78-84-235
T-49	Larry Laoretti	73-77-72-76-298	\$436.11	Cut	Bud Holscher	78-77-155				
T-49	Al Mengert	72-77-76-73-298	\$436.11	Cut	Charles Leider	80-75-155				

1965 Dave Marr, 31, started the final round in a first-place tie with Tommy Aaron. With Aaron fading with a 40 on the front nine, Billy Casper and Jack Nicklaus were threatening. Going into the last hole, Marr hooked his drive into a trap. He played his second shot short of a lake that lies in front of the green and hit a 9-iron three feet from the cup. He made the putt for a two-stroke win over Casper and Nicklaus.

Champion: Dave Marr, Houston, Texas

Site: Laurel Valley GC, Ligonier, Pa.

Date: Aug. 12-15

Purse: \$149,700

Par: 36-35-71 (7,090 Yards)

Field: 165 Cut at 150 77 players advanced



	Course Avg	Under Par	At Par	Over Par	Round Leader	Low Round	Dave Marr
Round 1:	75.8	12	6	147	Tommy Aaron	66 - Tommy Aaron	70 - T-8
Round 2:	76.3	9	9	145	Tommy Aaron	68 - Rob McCallister	139 - (69) T-2
Round 3:	74.0	10	6	61	T. Aaron, D. Marr	69 - R. Funseth, G. Dickinson	209 - (70) T-1
Round 4:	74.2	10	7	59	Dave Marr	66 - Bo Wininger	280 - (71) 1st
Totals:	75.46	41	28	412			

Championship Summary

Place	Name	Score	Winnings	Place	Name	Score	Winnings	Place	Name	Score
1	Dave Marr	70-69-70-71-280	\$25,000.00	T-54	Bobby Nichols	74-75-77-74-300	\$402.50	Cut	Robert Shields	77-78-155
T-2	Billy Casper	70-70-71-71-282	\$12,500.00	T-54	Tom Nieporte	75-74-83-68-300	\$402.50	Cut	Bert Weaver	77-78-155
T-2	Jack Nicklaus	69-70-72-71-282	\$12,500.00	T-54	Fred Wampler	74-74-76-76-300	\$402.50	Cut	Johnny Allen	80-76-156
4	Bo Wininger	73-72-72-66-283	\$8,000.00	60	Jim Ferree	75-75-77-74-301	\$370.00	Cut	Merle Backlund	74-82-156
5	Gardner Dickinson	67-74-69-74-284	\$7,000.00	T-61	George Archer	74-74-78-76-302	\$300.00	Cut	Andy Borkovich	76-80-156
T-6	Bruce Devlin	68-75-72-70-285	\$5,750.00	T-61	Tony Lema	71-76-75-80-302	\$300.00	Cut	Steve Bull	79-77-156
T-6	Sam Snead	68-75-70-72-285	\$5,750.00	T-63	Dow Finsterwald	73-78-77-75-303	\$300.00	Cut	Ted Gwin	79-77-156
T-8	Tommy Aaron	66-71-72-78-287	\$4,040.00	T-63	Ed Griffiths	73-75-75-80-303	\$300.00	Cut	Rick Jetter	78-78-156
T-8	Jack Burke Jr.	75-71-72-69-287	\$4,040.00	T-63	Ted Kroll	73-75-77-78-303	\$300.00	Cut	Ed Kroll	77-79-156
T-8	Jacky Cupit	72-76-70-69-287	\$4,040.00	T-63	Dick Marshall	74-73-84-72-303	\$300.00	Cut	Tom Malone	77-79-156
T-8	Rod Funseth	75-72-69-71-287	\$4,040.00	T-63	T.R. Sleichter	77-71-78-77-303	\$300.00	Cut	Dick Mayer	78-78-156
T-8	Bob McCallister	76-68-70-73-287	\$4,040.00	T-68	Mike Fetchick	76-74-75-79-304	\$300.00	Cut	Henry Picard	75-81-156
T-13	Wes Ellis Jr.	73-76-70-69-288	\$2,800.00	T-68	Bob Goalby	75-74-77-78-304	\$300.00	Cut	Dick Plummer	78-78-156
T-13	R.H. Sikes	71-71-71-75-288	\$2,800.00	T-68	Jon Gustin	73-77-78-76-304	\$300.00	Cut	Dick Rhyan	79-77-156
T-15	Ben Hogan	72-75-70-72-289	\$2,425.00	T-71	Huston Leclair	77-74-75-79-305	\$300.00	Cut	Bob Watson	83-73-156
T-15	Mike Souchak	70-72-77-70-289	\$2,425.00	T-71	Chi Chi Rodriguez	72-77-77-79-305	\$300.00	Cut	John Dalrymple	76-81-157
T-17	Julius Boros	75-72-73-70-290	\$2,125.00	T-73	Mike Krak	71-80-76-79-306	\$300.00	Cut	Gifford Nulbrow	79-78-157
T-17	Raymond Floyd	68-73-72-77-290	\$2,125.00	T-73	Roland Stafford	76-74-74-82-306	\$300.00	Cut	Mike Pavella	76-81-157
19	Al Geiberger	74-71-71-75-291	\$1,900.00	75	Hubby Habjan	78-71-75-83-307	\$300.00	Cut	Bob Rosburg	79-79-157
T-20	Bruce Crampton	77-74-70-71-292	\$1,450.00	76	Larry Bartosek	75-75-80-80-310	\$300.00	Cut	Charles Rotar	76-81-157
T-20	Jack Fleck	76-71-72-73-292	\$1,450.00	Cut	Bill Bisdorf	75-77-152		Cut	Glenn Stuart	75-82-157
T-20	Doug Ford	73-70-77-72-292	\$1,450.00	Cut	Tom Blaskovich	79-73-152		Cut	Frank Kiraly	76-82-158
T-20	Gordon Jones	72-76-71-73-292	\$1,450.00	Cut	Frank Boynton	76-76-152		Cut	Charles Lepre	81-77-158
T-20	George Knudson	75-69-73-75-292	\$1,450.00	Cut	Charles Coody	75-77-152		Cut	Scotty McBeath	77-81-158
T-20	Kel Nagle	74-75-71-72-292	\$1,450.00	Cut	Jim Ferrier	79-73-152		Cut	Bob Popp	78-80-158
T-20	Mason Rudolph	67-76-75-74-292	\$1,450.00	Cut	Chick Harbert	76-76-152		Cut	John Barnum	84-75-159
T-20	Doug Sanders	71-73-74-74-292	\$1,450.00	Cut	Bud Holscher	77-75-152		Cut	Bob Gry	80-79-159
T-28	Don Bies	71-71-75-76-293	\$915.00	Cut	Tommy Jacobs	76-76-152		Cut	Dennis Bradley	78-82-160
T-28	Gay Brewer	75-70-73-75-293	\$915.00	Cut	Arnold Koehler	76-76-152		Cut	Frank Harned	83-77-160
T-28	Paul Kelly	76-71-75-71-293	\$915.00	Cut	Bob Reith	80-72-152		Cut	Darrell Hickok	78-82-160
T-28	Gene Littler	78-70-70-75-293	\$915.00	Cut	Jim Turnesa	74-78-152		Cut	Ed Knych	78-82-160
T-28	Johnny Pott	76-70-74-73-293	\$915.00	Cut	Dick Whetzie	73-79-152		Cut	Ernest Fortner	81-80-161
T-33	Manuel de la Torre	72-73-74-75-294	\$737.50	Cut	Jerry Barber	76-77-153		Cut	Buzz Garvin	79-82-161
T-33	Ed Furgol	73-74-72-75-294	\$737.50	Cut	Joe Campbell	77-76-153		Cut	Jim Mooney	81-80-161
T-33	Paul Harney	74-74-72-74-294	\$737.50	Cut	Pete Cooper	75-78-153		Cut	Al Morley	76-85-161
T-33	Al Mengert	75-76-75-68-294	\$737.50	Cut	Chris Gers	78-75-153		Cut	Alex Sinclair	83-78-161
T-33	Arnold Palmer	72-75-74-73-294	\$737.50	Cut	Bob Hill	77-76-153		Cut	Pat Abbott	78-84-162
T-33	Gary Player	74-72-74-74-294	\$737.50	Cut	Jack Isaacs	79-74-153		Cut	Bob Hamrich	84-78-162
T-33	Dave Ragan	73-73-78-70-294	\$737.50	Cut	Sam Penecale	74-79-153		Cut	Frank Keller	86-76-162
T-33	Charles Sifford	73-75-71-75-294	\$737.50	Cut	Sam Reynolds	76-77-153		Cut	Art Doering	76-87-163
T-41	Walter Burkemo	72-77-73-73-295	\$602.50	Cut	Robert Schoener	77-76-153		Cut	Denny Shute	82-81-163
T-41	Bob Charles	75-75-73-72-295	\$602.50	Cut	Wynsol Spencer	70-83-153		Cut	Walter All	80-84-164
T-43	Dale Douglass	72-76-74-74-296	\$572.50	Cut	James Stamps	78-75-153		Cut	Edward Bosse	81-83-164
T-43	Billy Maxwell	71-75-74-76-296	\$572.50	Cut	Stan Thirsk	74-79-153		Cut	Ray Graboski	77-87-164
T-45	Frank Beard	74-74-72-77-297	\$527.50	Cut	Stan Baluik	78-76-154		Cut	Jim O'Hern	83-81-164
T-45	Billy Farrell	76-75-75-71-297	\$527.50	Cut	Leo Biagetti	77-77-154		Cut	Eddie Tyree	84-80-164
T-45	Dick Hart	72-77-72-76-297	\$527.50	Cut	Bill Deck	76-78-154		Cut	Darwin Whit	76-88-164
T-45	Dan Sikes	74-75-73-75-297	\$527.50	Cut	Walker Inman	75-79-154		Cut	Corky Dahl	87-80-167
T-49	Vic Ghezzi	73-77-74-74-298	\$466.67	Cut	Howie Johnson	76-78-154		Cut	Roy Faber	84-83-167
T-49	Lionel Hebert	73-73-76-76-298	\$466.67	Cut	Jack McGowan	75-79-154		Cut	Russell Tuveson	84-83-167
T-49	Vince Sullivan	72-73-79-74-298	\$466.67	Cut	Ed Rubis	74-80-154		WD	Paul Runyan	84
T-52	Chuck Courtney	70-76-76-77-299	\$440.00	Cut	Bob Spence	76-78-154		WD	Mike Baker	85
T-52	Steve Reid	76-75-73-75-299	\$440.00	Cut	Ron Bakich	80-75-155		DQ	Miller Barber	73-73-219
T-54	Billy Capps	77-74-75-74-300	\$402.50	Cut	Buster Cupit	75-80-155				
T-54	Bob Crowley	78-72-74-76-300	\$402.50	Cut	Edward Kuna	79-76-155				
T-54	Jay Hebert	72-73-78-77-300	\$402.50	Cut	Jerry Pittman	76-79-155				

1964 With an opening round of 64, Bobby Nichols, a 28-year-old Kentuckian, never looked back as he held the lead every round to win the PGA Championship. His 271 stood as the lowest 72-hole total in PGA Championship history until 1994.

Champion: Bobby Nichols, Corona, Calif.

Site: Columbus CC, Columbus, Ohio

Date: July 16-19 **Purse:** \$100,000

Par: 34-36-70 (6,851 Yards) **Field:** 162

36 Hole cut at 150 **91 players advanced**

54 Hole cut at 221 **65 players advanced**



	Course Avg	Under Par	At Par	Over Par	Round Leader	Low Round	Bobby Nichols
Round 1:	74.6	13	8	141	Bobby Nichols	64 - Bobby Nichols	64 - 1st
Round 2:	75.2	8	2	150	Bobby Nichols	65 - Ken Venturi	135 - (71) 1st
Round 3:	73.3	7	5	79	Bobby Nichols	68 - M. Rudolph, B. Hogan, T. Nieporte, G. Dickinson, C. Harbert	204 - (69) 1st
Round 4:	71.5	13	8	44	Bobby Nichols	64 - Jack Nicklaus	271 - (67) 1st
Totals:	74.15	41	23	414			

Championship Summary

Place	Name	Score	Winnings	Place	Name	Score	Winnings	Place	Name	Score
1	Bobby Nichols	64-71-69-67-271	\$18,000.00	T-52	Don Spears	73-71-76-72-292	\$318.75	Cut	Joe Lopez Jr.	76-77-153
T-2	Jack Nicklaus	67-73-70-64-274	\$9,000.00	T-56	Bruce Crampton	72-74-74-73-293	\$270.00	Cut	Frank Stranahan	78-75-153
T-2	Arnold Palmer	68-68-69-69-274	\$9,000.00	T-56	Jim Ferrier	73-72-76-72-293	\$270.00	Cut	Joe Cheves	78-76-154
4	Mason Rudolph	73-66-68-69-276	\$5,000.00	T-56	Furman Hayes	74-72-74-73-293	\$270.00	Cut	Harold Paddock	77-77-154
T-5	Tom Nieporte	68-71-68-72-279	\$3,850.00	T-56	Huston Laclair	73-74-72-74-293	\$270.00	Cut	Mike Pavella	76-78-154
T-5	Ken Venturi	72-65-73-69-279	\$3,850.00	T-56	Bob Rosburg	72-75-71-75-293	\$270.00	Cut	Bob Popp	73-81-154
7	Bo Wininger	69-68-73-70-280	\$3,200.00	61	Bill Ogden	73-76-71-74-294	\$240.00	Cut	Tom Fonseca Jr.	75-80-155
8	Gay Brewer	72-71-71-67-281	\$2,900.00	T-62	Jim Browning	71-72-77-75-295	\$220.00	Cut	Jim Hart	75-80-155
T-9	Billy Casper	68-72-70-72-282	\$2,300.00	T-62	Jimmy Johnson	71-74-72-78-295	\$220.00	Cut	Tom Marlowe	80-75-155
T-9	Jon Gustin	69-76-71-66-282	\$2,300.00	T-62	Jim Turnesa	76-72-73-74-295	\$220.00	Cut	Jimmy Scott	79-76-155
T-9	Ben Hogan	70-72-68-72-282	\$2,300.00	65	Dave Marr	72-73-74-77-296	\$200.00	Cut	Harry Umbinetti	74-81-155
T-9	Tony Lema	71-68-72-71-282	\$2,300.00	Cut	John Berry	73-76-73-222		Cut	Larry Wise	79-76-155
T-13	Ed Furgol	71-69-72-71-283	\$1,650.00	Cut	Manuel de la Torre	74-76-72-222		Cut	John Zontek	71-84-155
T-13	Billy Maxwell	72-71-70-70-283	\$1,650.00	Cut	Jay Hebert	74-76-72-222		Cut	Doug Ford	76-80-156
T-13	Gary Player	70-71-71-71-283	\$1,650.00	Cut	Dave Hill	77-71-74-222		Cut	Bob Kay	76-80-156
T-13	Mike Souchak	67-73-71-72-283	\$1,650.00	Cut	Johnny Pott	74-74-74-222		Cut	Edward Kuna	80-76-156
T-17	Walter Burkemo	70-71-72-71-284	\$1,350.00	Cut	Alphonso Atkins	75-74-74-223		Cut	Terry Malan	77-79-156
T-17	Jacky Cupit	72-71-72-69-284	\$1,350.00	Cut	Steve Bull	72-75-76-223		Cut	Jim O'Hern	78-78-156
T-19	Bob Charles	68-71-73-73-285	\$1,175.00	Cut	James Clark	73-74-76-223		Cut	Donald Palmer	81-75-156
T-19	Al Geiberger	73-72-72-68-285	\$1,175.00	Cut	Bob Crowley	74-74-75-223		Cut	Ronnie Reif	77-79-156
T-21	Tommy Aaron	72-74-70-70-286	\$1,075.00	Cut	Tommy Jacobs	76-71-76-223		Cut	T.R. Sleichter	78-78-156
T-21	Julius Boros	70-73-71-72-286	\$1,075.00	Cut	Jack Lumpkin	75-74-74-223		Cut	Harold Williams	79-77-156
T-23	Gardner Dickinson	74-74-68-71-287	\$930.00	Cut	Scotty McBeath	70-79-74-223		Cut	Louis Barbaro	78-79-157
T-23	Mike Fetchick	74-73-74-66-287	\$930.00	Cut	Al Mengert	75-72-76-223		Cut	Dennis Bradley	78-79-157
T-23	Ed Kroll	75-72-72-68-287	\$930.00	Cut	Glenn Stuart	71-77-75-223		Cut	Al Morley	80-77-157
T-23	Ted Kroll	72-73-72-70-287	\$930.00	Cut	Don January	68-78-78-224		Cut	Jack Sellman	76-81-157
T-23	Dick Rhyan	71-72-71-73-287	\$930.00	Cut	Sam Reynolds	70-77-77-224		Cut	Robert Swift	78-79-157
T-28	Bill Bisdorf	73-72-73-70-288	\$800.00	Cut	Joe Kotlarczyk	77-70-78-225		Cut	Joseph Thacker	79-78-157
T-28	Jim Ferree	70-72-75-71-288	\$800.00	Cut	Joe Zakarian	73-74-78-225		Cut	Brad Anderson	77-81-158
T-28	Dick Hart	73-73-72-70-288	\$800.00	Cut	Rex Baxter	74-74-78-226		Cut	Bob Bodington	79-79-158
T-28	George Knudson	76-69-72-71-288	\$800.00	Cut	Robert Erickson	77-73-76-226		Cut	Buddy Sullivan	82-76-158
T-28	Doug Sanders	71-73-76-68-288	\$800.00	Cut	Charles Bassler	75-73-79-227		Cut	Bud Williamson	78-80-158
T-33	Frank Beard	72-72-71-74-289	\$662.50	Cut	Clayton Johnson	75-73-79-227		Cut	Bill Collins	76-83-159
T-33	Al Besselink	71-73-72-73-289	\$662.50	Cut	Charles Lepre	76-73-78-227		Cut	Ray Hill	80-79-159
T-33	Pete Brown	71-75-73-70-289	\$662.50	Cut	Moon Mullins	72-76-79-227		Cut	Gene Lesch	80-79-159
T-33	Paul Haviland	68-73-73-75-289	\$662.50	Cut	Bob Hold	77-71-80-228		Cut	Don Shock	78-81-159
T-33	Gene Littler	75-72-74-68-289	\$662.50	Cut	Charles Smith	75-74-81-230		Cut	Denny Shute	77-82-159
T-33	Dave Ragan	73-71-74-71-289	\$662.50	Cut	Butch Baird	77-74-151		Cut	Lou Warobick	80-79-159
T-39	Don Bies	76-66-76-72-290	\$526.50	Cut	Dick Bury	75-76-151		Cut	Mack Briggs	78-82-160
T-39	Joe Campbell	73-72-71-74-290	\$526.50	Cut	Robert Fry	74-77-151		Cut	Frank Nastri	79-81-160
T-39	Bruce Devlin	70-73-76-71-290	\$526.50	Cut	Eli Marovich	74-77-151		Cut	Dick Demane	78-83-161
T-39	Bob Keller	69-75-72-74-290	\$526.50	Cut	Ernie Vossler	76-75-151		Cut	Everett Vinzant	81-80-161
T-39	Jack Rule	74-71-72-73-290	\$526.50	Cut	Leon Butler	76-76-152		Cut	Ed Knych	82-80-162
T-44	George Bayer	71-74-76-70-291	\$402.50	Cut	Wes Ellis Jr.	75-77-152		Cut	Don Kubiak	80-82-162
T-44	Jack Burke Jr.	74-72-73-72-291	\$402.50	Cut	Dow Finsterwald	74-78-152		Cut	Roy Beattie	82-82-164
T-44	Joe Conrad	69-72-74-76-291	\$402.50	Cut	Ray Goodell	77-75-152		Cut	Jack Merz	82-82-164
T-44	John Cook	75-72-70-74-291	\$402.50	Cut	Fred Gronauer	78-74-152		Cut	Aubrey Apple	80-86-166
T-44	Chick Harbert	74-75-68-74-291	\$402.50	Cut	Lionel Hebert	78-74-152		Cut	Donald Williams Jr.	87-79-166
T-44	Babe Lichardus	72-74-73-72-291	\$402.50	Cut	Bill Johnston	76-76-152		Cut	Rick Jetter	85-84-169
T-44	Chi Chi Rodriguez	71-74-71-75-291	\$402.50	Cut	Tom Murphy	74-78-152		Cut	Gerald Levergne	83-87-170
T-44	Fred Wampler	74-73-71-73-291	\$402.50	Cut	Joe Taylor	76-76-152		WD	Vic Ghezzi	71-73-144
T-52	Pete Cooper	77-71-73-71-292	\$318.75	Cut	Johnny Bulla	75-78-153		WD	Tommy Bolt	74-76-150
T-52	J.C. Goosie	72-74-74-72-292	\$318.75	Cut	Bob Goalby	73-80-153		DQ	Odell Trueblood	76
T-52	Bob Hill	72-70-75-75-292	\$318.75	Cut	Walker Inman	75-78-153		WD	Jerry Barber	80

1963

In 100-degree heat, Jack Nicklaus won the 45th PGA Championship. At 23 years of age, Nicklaus joined Ben Hogan, Byron Nelson and Gene Sarazen as the only men in golfing history to win the PGA Championship, the U.S. Open, and the Masters. To capture the PGA Championship, Nicklaus overcame Bruce Crampton, who had a three-stroke lead going into the final round. However, Crampton faded in the last few holes, as Nicklaus posted a 68 for a 279 total to win his first of five PGA Championships.

Champion: Jack Nicklaus, North Palm Beach, Fla.**Site:** Dallas Athletic Club, Dallas, Texas**Date:** July 18-21**Purse:** \$80,900**Par:** 36-35-71 (7,046 Yards)**Field:** 165 Cut at 151 82 players advanced

	Course Avg	Under Par	At Par	Over Par	Round Leader	Low Round	Jack Nicklaus
Round 1:	76.2	12	7	145	Dick Hart	66 - Dick Hart	69 - T-2
Round 2:	75.6	10	10	141	Dick Hart	69 - Doug Sanders	142 - (73) T-5
Round 3:	73.2	17	8	57	Bruce Crampton	65 - Bruce Crampton	211 - (69) 3rd
Round 4:	73.4	17	7	57	Jack Nicklaus	66 - G. Dickinson	279 - (68) 1st
Totals:	75.08	56	32	400			

Championship Summary

Place	Name	Score	Winnings	Place	Name	Score	Winnings	Place	Name	Score
1	Jack Nicklaus	69-73-69-68-279	\$13,000.00	T-53	Shelley Mayfield	69-72-76-79-296	\$318.75	Cut	Gene Bone	81-74-155
2	Dave Ragan	75-70-67-69-281	\$7,000.00	T-57	Raymond Floyd	75-73-74-75-297	\$300.00	Cut	Clare Emery	75-80-155
T-3	Bruce Crampton	70-73-65-74-282	\$3,750.00	T-57	Ernie Vossler	74-77-73-73-297	\$300.00	Cut	Chick Harbert	77-78-155
T-3	Dow Finsterwald	72-72-66-72-282	\$3,750.00	T-59	George Bayer	75-73-74-76-298	\$275.00	Cut	Phil Rodgers	78-77-155
T-5	Al Geiberger	72-73-69-70-284	\$3,125.00	T-59	Charles Congdon	70-79-73-76-298	\$275.00	Cut	T.R. Slichter	79-76-155
T-5	Billy Maxwell	73-71-69-71-284	\$3,125.00	T-59	Ted Kroll	81-70-74-73-298	\$275.00	Cut	John Suveges	75-80-155
7	Jim Ferrier	73-73-70-69-285	\$2,750.00	T-59	Frank Stranahan	74-73-77-74-298	\$275.00	Cut	Ross Carley	79-77-156
T-8	Gardner Dickinson	72-74-74-66-286	\$2,090.00	T-63	Gene Borek	74-76-75-74-299	\$230.00	Cut	Vic Ghezzi	79-77-156
T-8	Tommy Jacobs	74-72-70-70-286	\$2,090.00	T-63	Furman Hayes	76-71-74-78-299	\$230.00	Cut	Gordon Leishman	81-75-156
T-8	Bill Johnston	71-72-72-71-286	\$2,090.00	T-63	Skee Riegel	78-73-76-72-299	\$230.00	Cut	Melvin Rowe	76-80-156
T-8	Gary Player	74-75-67-70-286	\$2,090.00	T-63	Herman Scharlau	75-76-76-72-299	\$230.00	Cut	Jouett Brown	79-78-157
T-8	Art Wall	73-76-66-71-286	\$2,090.00	T-63	Stan Thirsk	73-74-73-79-299	\$230.00	Cut	Steve Bull	80-77-157
T-13	Julius Boros	69-72-73-73-287	\$1,550.00	68	John Cleary	75-76-75-74-300	\$200.00	Cut	Gene Coghill	78-79-157
T-13	Bob Charles	69-76-72-70-287	\$1,550.00	T-69	Bob Gajda	72-72-76-81-301	\$200.00	Cut	Bob Hill	77-80-157
T-13	Tony Lema	70-71-77-69-287	\$1,550.00	T-69	Dick Turner	75-76-78-72-301	\$200.00	Cut	Bob Keller	77-80-157
T-13	Jack Sellman	75-70-74-68-287	\$1,550.00	T-71	Edward Kuna	73-71-79-79-302	\$175.00	Cut	Dick Lundahl	77-80-157
T-17	Manuel de la Torre	71-71-74-72-288	\$1,075.00	T-71	Jim Lucius	77-74-77-74-302	\$175.00	Cut	James Riggins	78-79-157
T-17	Wes Ellis Jr.	71-74-71-72-288	\$1,075.00	T-73	John Barnum	74-74-74-82-304	\$175.00	Cut	Emil Scodeller	83-74-157
T-17	Bob Goalby	74-70-74-70-288	\$1,075.00	T-73	Tom Watrous	78-70-75-81-304	\$175.00	Cut	Jim Turnesa	81-76-157
T-17	Dick Hart	66-72-76-74-288	\$1,075.00	T-75	Ron Bakich	73-77-78-77-305	\$158.33	Cut	Frank Harned	80-78-158
T-17	Dave Hill	73-72-69-74-288	\$1,075.00	T-75	Frank Beley	75-74-79-77-305	\$158.33	Cut	Frank Keller	81-77-158
T-17	Doug Sanders	74-69-70-75-288	\$1,075.00	T-75	Ira Gwin	76-75-81-73-305	\$158.34	Cut	Joe Lopez Jr.	79-79-158
T-23	Paul Harney	72-74-71-72-289	\$775.00	78	Bill Ezinicki	74-71-83-78-306	\$150.00	Cut	Dan Whalen	83-75-158
T-23	Bobby Nichols	74-73-71-71-289	\$775.00	79	John Cook	75-73-79-80-307	\$150.00	Cut	Buck Adams	78-81-159
T-23	Mason Rudolph	69-75-71-74-289	\$775.00	80	Bernie Haas	70-80-79-79-308	\$150.00	Cut	Paul Biggy	78-81-159
T-23	Mike Souchak	72-72-73-72-289	\$775.00	81	Lou Warobick	74-77-78-80-309	\$150.00	Cut	Charlie Harter	81-78-159
T-27	Doug Ford	70-72-71-77-290	\$558.58	Cut	Walter Burkemo	79-73-152		Cut	J.D. Taylor	81-78-159
T-27	J.C. Goosie	74-74-74-68-290	\$558.58	Cut	Bob Crowley	79-73-152		Cut	George Tiddy	80-79-159
T-27	Freddie Haas Jr.	80-70-70-70-290	\$558.57	Cut	Robert Fry	76-76-152		Cut	Ernie Boros	78-82-160
T-27	Sam Snead	71-73-70-76-290	\$558.57	Cut	Mickey Homa	78-74-152		Cut	Bill Grygiel	81-79-160
T-27	Earl Stewart	70-77-70-73-290	\$558.57	Cut	Ed Knych	73-79-152		Cut	Corky Dahl	83-78-161
T-27	Bert Weaver	76-73-71-70-290	\$558.57	Cut	John Paul Jones	77-75-152		Cut	Bob Lavacek	81-80-161
T-27	Bo Wininger	75-71-71-73-290	\$558.57	Cut	Johnny Pott	74-78-152		Cut	Tod Menefee	84-77-161
T-34	Jack Burke Jr.	75-72-73-71-291	\$480.00	Cut	Charles Prentice	78-74-152		Cut	Eric Monti	81-80-161
T-34	Billy Farrell	72-74-72-73-291	\$480.00	Cut	Ed Whalley	77-75-152		Cut	Horace Moore	77-84-161
T-34	Mike Krak	73-73-72-73-291	\$480.00	Cut	Lew Worsham	77-75-152		Cut	Bill Blanton	78-84-162
T-34	Gene Littler	71-72-75-73-291	\$480.00	Cut	Thomas Burke	74-79-153		Cut	Roger Horton	82-80-162
T-34	Eddie Merrins	74-70-73-74-291	\$480.00	Cut	Don Clarkson	75-78-153		Cut	Eugene Johnson	80-82-162
39	Stan Mosel	71-77-74-70-292	\$450.00	Cut	Mike Felchick	77-76-153		Cut	Clyde Thomsen	82-80-162
T-40	Jerry Barber	74-73-72-74-293	\$410.00	Cut	George Schneider	74-79-153		Cut	Oran Whittington	82-80-162
T-40	Jay Hebert	75-76-73-69-293	\$410.00	Cut	John Zontek	74-79-153		Cut	Rudy Goff	84-79-163
T-40	Doug Higgins	74-74-75-70-293	\$410.00	Cut	Ed Famula	78-76-154		Cut	George Preisinger	84-79-163
T-40	Don January	76-75-69-73-293	\$410.00	Cut	Ed Furgol	81-73-154		Cut	Don Klein	82-83-165
T-40	Arnold Palmer	74-73-73-73-293	\$410.00	Cut	Lionel Hebert	78-76-154		Cut	Beal Consolver	84-82-166
T-40	Jerry Pisano	72-76-69-76-293	\$410.00	Cut	Eddie Langert	82-72-154		Cut	Al Starr	86-80-166
T-40	Bob Rosburg	72-75-74-72-293	\$410.00	Cut	Charles Lepre	75-79-154		Cut	Willie Beljan	87-80-167
T-47	Tony Holguin	77-71-75-71-294	\$365.00	Cut	Gene Lesch	76-78-154		Cut	Don White	90-79-169
T-47	Dan Sikes	74-70-73-77-294	\$365.00	Cut	Ben Lula	77-77-154		Cut	Jim Rudolph	82-88-170
T-49	Gay Brewer	74-75-72-74-295	\$335.00	Cut	Dave Marr	83-71-154		Cut	James Speer	87-88-175
T-49	Dutch Harrison	73-73-75-74-295	\$335.00	Cut	Sam Penecale	78-76-154		WD	Jim Ferree	74
T-49	Bob McCallister	71-76-73-75-295	\$335.00	Cut	Gene Shields	74-80-154		WD	Jack Fleck	76
T-49	Joe Zakarian	75-73-76-71-295	\$335.00	Cut	Henry Trepsas	80-74-154		WD	Don Fairfield	78
T-53	Don Bies	74-71-73-78-296	\$318.75	Cut	Don Whitt	72-82-154		WD	Buddy Sullivan	75-74-149
T-53	Hubby Habjan	76-75-71-74-296	\$318.75	Cut	Bud Williamson	77-77-154		WD	Bill Collins	77-74-78-229
T-53	Mac Hunter	76-70-75-75-296	\$318.75	Cut	Bill Bisdorf	78-77-155		DQ	Gene Rolfe	

1962 Gary Player, posting a 2-under-par 278, became the second foreign citizen to win the PGA Championship, beating hard-charging Bob Goalby by one stroke. Goalby brought the Championship to a thrilling climax by making birdies at 14 and 16 during the final round, but the 26-year-old South African staved off the rally, as both parred the final two holes.

Champion: Gary Player, Alauqua, Fla.

Site: Aronimink GC, Newtown Square, Pa.

Date: July 19-22 **Purse:** \$69,400

Par: 35-35-70 (7,045 Yards) **Field:** 170

36 Hole cut at 151 89 players advanced

54 Hole cut at 222 60 players advanced



	Course Avg	Under Par	At Par	Over Par	Round Leader	Low Round	Gary Player
Round 1:	75.5	6	5	158	John Barnum	66 - John Barnum	72 - T-18
Round 2:	75.2	9	9	148	Doug Ford	66 - B. McCallister, C. Middlecoff	139 - (67) T-2
Round 3:	74.0	5	7	77	Gary Player	67 - Bruce Crampton	208 - (69) 1st
Round 4:	73.0	7	6	47	Gary Player	67 - J. Nicklaus, B. Goalby	278 - (70) 1st
Totals:	74.85	27	27	430			

Championship Summary

Place	Name	Score	Winnings	Place	Name	Score	Winnings	Place	Name	Score
1	Gary Player	72-67-69-70-278	\$13,000.00	T-57	Vic Ghezzi	76-69-74-79-298	\$222.50	Cut	Lester Ward	79-74-153
2	Bob Goalby	69-72-71-67-279	\$6,700.00	T-57	Bob Ross	72-74-75-77-298	\$222.50	Cut	Paul Biggy	76-78-154
T-3	George Bayer	69-70-71-71-281	\$3,450.00	T-57	James Stamps	72-72-75-79-298	\$222.50	Cut	Johnny Bulla	75-79-154
T-3	Jack Nicklaus	71-74-69-67-281	\$3,450.00	Cut	Bob Keller	74-75-74-223		Cut	Bob Crowley	79-75-154
5	Doug Ford	69-69-73-71-282	\$2,900.00	Cut	Ed Rubis	73-75-75-223		Cut	Bill Kratzert	77-77-154
6	Bobby Nichols	72-70-71-70-283	\$2,500.00	Cut	Ernie Vossler	74-74-75-223		Cut	Davis Love Jr.	73-81-154
T-7	Jack Fleck	74-69-70-71-284	\$2,066.66	Cut	Leo Biagetti	70-75-79-224		Cut	Eddie Merrins	81-73-154
T-7	Paul Harney	70-73-72-69-284	\$2,066.67	Cut	Dick Bury	77-74-73-224		Cut	Moon Mullins	77-77-154
T-7	Dave Ragan	72-74-70-68-284	\$2,066.67	Cut	Don Fairfield	74-74-76-224		Cut	Robert Shields	74-80-154
10	Jay Hebert	73-72-70-70-285	\$1,750.00	Cut	Jon Gustin	72-76-76-224		Cut	Wa Stackhouse	77-77-154
T-11	Julius Boros	73-69-74-70-286	\$1,450.00	Cut	Pete Fleming	73-71-81-225		Cut	Dick Stranahan	79-75-154
T-11	Dow Finsterwald	73-70-70-73-286	\$1,450.00	Cut	Skee Riegel	76-75-74-225		Cut	J.D. Taylor	73-81-154
T-11	Chick Harbert	68-76-69-73-286	\$1,450.00	Cut	Charles Bassler	78-73-75-226		Cut	Jim Turnesa	77-77-154
T-11	Bob McCallister	74-66-70-76-286	\$1,450.00	Cut	Jacky Cupit	75-76-75-226		Cut	Eldon Briggs	77-78-155
T-15	Cary Middlecoff	73-66-74-74-287	\$1,225.00	Cut	Bill Ezinicki	77-74-75-226		Cut	Al Brosch	77-78-155
T-15	Doug Sanders	76-69-73-69-287	\$1,225.00	Cut	Charles Farlow	75-73-78-226		Cut	Ralph Hutchison	78-77-155
T-17	Jack Burke Jr.	73-69-71-75-288	\$966.66	Cut	Milon Marusic	74-75-77-226		Cut	Charles Lepre	76-79-155
T-17	Bruce Crampton	76-73-67-72-288	\$966.67	Cut	Phil Rodgers	75-73-78-226		Cut	Henry McQuiston	76-79-155
T-17	Billy Farrell	73-71-73-71-288	\$966.67	Cut	Eddie Burke	75-74-78-227		Cut	George Schneider	76-79-155
T-17	Arnold Palmer	71-72-73-72-288	\$966.67	Cut	Joe Cheves	74-74-79-227		Cut	Gay Brewer	80-76-156
T-17	Sam Snead	75-70-71-72-288	\$966.67	Cut	Fred Hawkins	75-73-79-227		Cut	Lawrence Cook	79-77-156
T-17	Frank Stranahan	69-73-72-74-288	\$966.66	Cut	Bob Hill	76-74-77-227		Cut	Joe Jimenez	80-76-156
T-23	Freddie Haas Jr.	75-71-74-69-289	\$665.00	Cut	Walter Romans	77-74-76-227		Cut	Gordon Leishman	75-82-157
T-23	Tommy Jacobs	73-73-73-70-289	\$665.00	Cut	Joe Taylor	76-75-76-227		Cut	Tod Menefee	79-78-157
T-23	Gene Littler	73-75-72-69-289	\$665.00	Cut	Alphonso Atkins	74-77-77-228		Cut	Richard Mullen	76-81-157
T-23	Art Wall	72-75-71-71-289	\$665.00	Cut	Jim Ferree	76-75-77-228		Cut	Ed Whalley	77-80-157
T-27	Joe Campbell	70-74-74-73-291	\$530.00	Cut	Alex Sinclair	76-74-78-228		Cut	Dave Douglas	80-78-158
T-27	Don January	70-74-72-75-291	\$530.00	Cut	Jimmy Thompson	77-73-78-228		Cut	Mac Hunter	77-81-158
T-27	Johnny Pott	71-77-71-72-291	\$530.00	Cut	Tony Bovitsky	77-73-79-229		Cut	Bob Lavacek	80-78-158
T-30	Tommy Bolt	72-74-72-74-292	\$470.00	Cut	Jouett Brown	77-72-80-229		Cut	Herb Magnusson	77-81-158
T-30	Pete Cooper	73-71-74-74-292	\$470.00	Cut	Al Johnston	76-75-78-229		Cut	Sam Penecale	77-81-158
T-30	Buster Cupit	76-70-76-70-292	\$470.00	Cut	Buck White	74-70-86-230		Cut	Jim Browning	80-79-159
T-30	Wes Ellis Jr.	75-72-73-72-292	\$470.00	Cut	Jerry Barber	79-73-152		Cut	Hardy Loudermilk	81-78-159
T-30	Dick Hart	70-73-76-73-292	\$470.00	Cut	John Cook	78-74-152		Cut	Bill Moran	82-77-159
T-30	Ted Kroll	73-70-76-73-292	\$470.00	Cut	Bernie Haas	74-78-152		Cut	Willie Pumbo	79-80-159
T-30	Shelley Mayfield	74-70-74-74-292	\$470.00	Cut	Lionel Hebert	77-75-152		Cut	Jimmy Scott	81-78-159
T-30	Tom Nieporte	75-75-69-73-292	\$470.00	Cut	Dave Hill	76-76-152		Cut	Russell Tuveson	77-82-159
T-30	Don Whitt	74-73-70-75-292	\$470.00	Cut	Bud Holscher	76-76-152		Cut	Mike Benciscutto	84-76-160
T-39	Walter Burkemo	72-75-72-74-293	\$400.00	Cut	Arnold Koehler	76-76-152		Cut	Jerry Pisano	78-82-160
T-39	Jim Ferrier	72-71-73-77-293	\$400.00	Cut	Stan Thirsk	77-75-152		Cut	Dick Howell	77-84-161
T-39	Eric Monti	76-74-71-72-293	\$400.00	Cut	Emery Thomas	78-74-152		Cut	Joseph Capello	83-79-162
T-39	Al Nelson	79-70-72-72-293	\$400.00	Cut	Felice Torza	77-75-152		Cut	Clare Emery	82-80-162
T-39	Mike Souchak	75-73-72-73-293	\$400.00	Cut	Sam Urzetta	76-76-152		Cut	Emory Lee	82-80-162
T-44	Claude Harmon	73-73-75-73-294	\$360.00	Cut	Lew Worsham	74-78-152		Cut	Frank Witt	77-85-162
T-44	Howie Johnson	75-75-72-72-294	\$360.00	Cut	Joe Zakarian	73-79-152		Cut	Bonny Graham	79-84-163
T-44	Bob Kay	76-73-72-73-294	\$360.00	Cut	Dale Andreason	76-77-153		Cut	John Ruedi	82-82-164
T-47	Marty Furgol	71-71-74-79-295	\$325.00	Cut	Al Besselink	77-76-153		Cut	Jim Petersen	82-83-165
T-47	Bob Gajda	71-74-77-73-295	\$325.00	Cut	Bill Bisdorf	74-79-153		Cut	Steve Savel	84-83-167
T-47	Bill Johnston	74-72-72-77-295	\$325.00	Cut	Ernie Catropa	76-77-153		Cut	Andy Pataky	83-86-169
T-47	Pat Schwab	76-75-71-73-295	\$325.00	Cut	Dick Demane	75-78-153		Cut	Bill Grygiel	90-84-174
T-51	Billy Casper	74-76-70-76-296	\$280.00	Cut	Joe Kotlarczyk	78-75-153		WD	Bob Crow	77
T-51	Gardner Dickinson	73-74-75-74-296	\$280.00	Cut	Toby Lyons	78-75-153		WD	Billy Maxwell	81
T-51	George Knudson	72-75-74-75-296	\$280.00	Cut	Jack Ortman	79-74-153		WD	Jerry Lambo	82
T-51	Dave Marr	71-72-77-76-296	\$280.00	Cut	Mike Pavella	76-77-153		WD	Tony Lema	74-73-147
T-51	Ken Venturi	73-72-77-74-296	\$280.00	Cut	Billy Phillips	78-75-153		WD	Tony Holguin	74-74-148
56	Bill Collins	73-71-74-79-297	\$250.00	Cut	Randy Quick	75-78-153				
T-57	John Barnum	66-74-77-81-298	\$222.50	Cut	Larry Tomasino	76-77-153				

1961 In the final round, 31-year-old Don January led 45-year-old Jerry Barber by four shots with three holes remaining. However, Barber sank putts of 20 feet for a birdie, 40 feet for a par, and 60 feet for a birdie on the last three holes to match January's 277. In the 18-hole playoff, Barber again trailed January by two strokes on two different occasions, but rallied to finish with a 67, for a one-stroke edge over January.

Champion: Jerry Barber, Los Angeles, Calif.

Site: Olympia Fields CC, Olympia Fields, Ill.

Date: July 27-31 **Purse:** \$64,800

Par: 35-35-70 (6,722 Yards)

Field: 161 **Cut at:** 148 **64 players advanced**



	Course Avg	Under Par	At Par	Over Par	Round Leader	Low Round	Jerry Barber
Round 1:	75.3	6	7	148	Art Wall	67 - Art Wall	69 - T-4
Round 2:	75.1	6	2	148	Jerry Barber	66 - Don January	136 - (67) 1st
Round 3:	73.2	7	2	55	Don January	67 - Don January, Johnny Pott	207 - (71) 2nd
Round 4:	72.9	9	4	51	J. Barber, D. January	66 - Doug Ford	277 - (70) T-1
Totals:	74.62	28	15	402			

Championship Summary

Place	Name	Score	Winnings	Place	Name	Score	Winnings	Place	Name	Score
1	Jerry Barber	69-67-71-70-277	\$11,000.00	T-55	Sam Bernardi	75-72-75-76-298	\$225.00	Cut	John Alexander	78-76-154
2	Don January	72-66-67-72-277	\$5,500.00	T-55	Pete Cooper	74-74-75-75-298	\$225.00	Cut	Frank Beley	76-78-154
3	Doug Sanders	70-68-74-68-280	\$3,600.00	T-57	Johnny Bulla	74-73-77-76-300	\$225.00	Cut	George Buck	74-80-154
4	Ted Kroll	72-68-70-71-281	\$3,100.00	T-57	Mike Krak	71-76-77-76-300	\$225.00	Cut	Labron Harris Jr.	75-79-154
T-5	Wes Ellis Jr.	71-71-68-72-282	\$2,208.34	T-57	Sam Penecale	72-73-79-76-300	\$225.00	Cut	Charles Harter	78-76-154
T-5	Doug Ford	69-73-74-66-282	\$2,208.33	60	Bill Heinlein	69-77-79-76-301	\$225.00	Cut	Tony Holguin	79-75-154
T-5	Gene Littler	71-70-72-69-282	\$2,208.33	61	Marshall Springer	74-71-77-80-302	\$225.00	Cut	Alex Leiper	75-79-154
T-5	Arnold Palmer	73-72-69-68-282	\$2,208.34	62	J.L. McReynolds	73-74-79-78-304	\$225.00	Cut	Mac McElmurry	75-79-154
T-5	Johnny Pott	71-73-67-71-282	\$2,208.33	63	Al Bessellink	74-73-83-75-305	\$225.00	Cut	Bob Moore	80-74-154
T-5	Art Wall	67-72-73-70-282	\$2,208.33	64	Leon Butler	75-72-77-84-308	\$225.00	Cut	Al Nelson	76-78-154
T-11	Paul Harney	70-73-69-71-283	\$1,650.00	Cut	Julius Boros	74-75-149		Cut	Bill Ogden	79-75-154
T-11	Cary Middlecoff	74-69-71-69-283	\$1,650.00	Cut	Joe Brown	74-75-149		Cut	Jim Turnesa	79-75-154
13	Jay Hebert	68-72-72-72-284	\$1,500.00	Cut	Gene Coghill	75-74-149		Cut	Billy Booe	77-78-155
14	Walter Burkemo	71-71-73-70-285	\$1,400.00	Cut	Frank Harned	77-72-149		Cut	Tom Cherek	77-78-155
T-15	Billy Casper	74-72-69-71-286	\$1,225.00	Cut	Lionel Hebert	75-74-149		Cut	Mike Dietz	76-79-155
T-15	Bob Goalby	73-72-68-73-286	\$1,225.00	Cut	Bob Kay	75-74-149		Cut	Bob Harris	79-76-155
T-15	Ernie Vossler	68-72-71-75-286	\$1,225.00	Cut	Joe Moore Jr.	75-74-149		Cut	Johnny Revolta	77-78-155
T-15	Don Whitt	76-72-70-68-286	\$1,225.00	Cut	Walter Romans	73-76-149		Cut	Herman Scharlau	79-76-155
T-19	Gardner Dickinson	71-71-71-74-287	\$1,016.67	Cut	Alphonso Atkins	75-75-150		Cut	Felice Torza	78-77-155
T-19	Jack Fleck	70-74-73-70-287	\$1,016.66	Cut	Mike Austin	77-73-150		Cut	John Zontek	77-78-155
T-19	Bob Rosburg	70-71-73-73-287	\$1,016.66	Cut	Avery Beck	77-73-150		Cut	George Keyes	81-75-156
T-22	George Bayer	73-71-72-72-288	\$780.00	Cut	Claude Harmon	72-78-150		Cut	John Rouse	75-81-156
T-22	Don Fairfield	70-71-74-73-288	\$780.00	Cut	Dick Hart	73-77-150		Cut	Fred Baker	79-78-157
T-22	Fred Hawkins	75-73-71-69-288	\$780.00	Cut	Bob Mix	74-76-150		Cut	Herman Barron	74-83-157
T-22	Dave Marr	72-74-73-69-288	\$780.00	Cut	George Schneider	77-73-150		Cut	Jerome Krueger	74-83-157
T-22	Shelley Mayfield	70-74-72-72-288	\$780.00	Cut	Ansel Snow	74-76-150		Cut	Van-Oran Love	79-78-157
T-27	Billy Maxwell	71-72-73-73-289	\$575.00	Cut	Bob Toski	76-74-150		Cut	Ken Campbell	82-76-158
T-27	Sam Snead	72-71-71-75-289	\$575.00	Cut	Gene Bone	76-75-151		Cut	Bob Crow	81-77-158
T-29	Charles Bassler	73-73-72-72-290	\$425.00	Cut	Jackson Bradley	76-75-151		Cut	Paul Kern	77-81-158
T-29	Bob Keller	72-73-72-73-290	\$425.00	Cut	Eldon Briggs	77-74-151		Cut	Hardy Loudermilk	80-78-158
T-29	Al Mengert	72-74-72-72-290	\$425.00	Cut	Al Feminelli	73-78-151		Cut	Peter Marich	79-79-158
T-29	Gary Player	72-74-71-73-290	\$425.00	Cut	Donald Palmer	74-77-151		Cut	Andy Borkovich	80-79-159
T-33	Billy Farrell	75-72-72-72-291	\$262.50	Cut	Jerry Pisano	78-73-151		Cut	Gene Counter	79-80-159
T-33	Jon Gustin	75-72-75-69-291	\$262.50	Cut	Gerald Schultheis	73-78-151		Cut	Reggie Myles	75-84-159
T-33	Mac Hunter	74-71-73-73-291	\$262.50	Cut	Don Sechrest	75-76-151		Cut	Don Street	82-77-159
T-33	Dave Ragan	73-72-73-73-291	\$262.50	Cut	Frank Stranahan	75-76-151		Cut	Henry Gerald	81-79-160
T-37	Clarence Doser	71-75-73-73-292	\$250.00	Cut	Lester Ward	73-78-151		Cut	Leo Biagetti	82-79-161
T-37	Mason Rudolph	71-71-73-77-292	\$250.00	Cut	Bill Bisdorf	76-76-152		Cut	Ralph Bond	80-81-161
T-37	Ken Venturi	72-72-77-71-292	\$250.00	Cut	Bill Collins	72-80-152		Cut	Don Shock	84-77-161
T-37	Lew Worsham	75-73-73-71-292	\$250.00	Cut	Paul Donahue	75-77-152		Cut	Joe Zelazny	81-80-161
T-41	Manuel de la Torre	72-72-76-73-293	\$225.00	Cut	Bill Johnston	77-75-152		Cut	Buddy Demling	85-77-162
T-41	Dow Finsterwald	74-74-71-74-293	\$225.00	Cut	Sam Reynolds	77-75-152		Cut	Robert Hendricks	81-82-163
T-43	Bud Holscher	77-68-75-74-294	\$225.00	Cut	Paul Thomas	74-78-152		Cut	Ronald Fox	84-81-165
T-43	Jack McGowan	76-70-77-71-294	\$225.00	Cut	Dave Tinsley	72-80-152		Cut	Andy Pataky	84-82-166
T-45	Buster Cupit	70-78-72-75-295	\$225.00	Cut	Fred Wampler	76-76-152		Cut	Alex Gerlak	81-86-167
T-45	Jim Ferrier	73-73-77-72-295	\$225.00	Cut	Don Waryan	77-75-152		Cut	Edward Kuna	87-80-167
T-45	Marty Furgol	71-74-72-78-295	\$225.00	Cut	Ralph Williamson	76-76-152		Cut	Reggie Sauger	83-85-168
T-45	Milon Marusic	75-73-74-73-295	\$225.00	Cut	Jim Burke	78-75-153		WD	Steve Bull	78
T-45	Mike Souchak	72-72-74-77-295	\$225.00	Cut	Bob Duden	79-74-153		WD	Mike Parco	79
T-50	Freddie Haas Jr.	72-76-75-73-296	\$225.00	Cut	Vic Ghezzi	78-75-153		WD	George Vitense	80
T-50	Charles Malchaski	72-73-77-74-296	\$225.00	Cut	Denny Shute	76-77-153		WD	Ivan Gantz	82
T-52	Jack Burke Jr.	76-71-72-78-297	\$225.00	Cut	T.R. Sleichter	77-76-153		WD	Bob Popp	82
T-52	Chick Harbert	73-75-73-76-297	\$225.00	Cut	Sam Urzetta	78-75-153		WD	Tommy Bolt	72-71-143
T-52	Tom Nieporte	75-72-75-75-297	\$225.00	Cut	Al Watrous	78-75-153				

1960 There were only 13 sub-par rounds in the entire Championship at the rebuilt Firestone Country Club in Akron, Ohio. With those scores, a different man turned up as the leader at the end of each round. Arnold Palmer captured the first-round lead with an opening 67. Jay Hebert fired a final-round 70, despite a double-bogey 6 on the 10th hole, for a one-stroke victory over Jim Ferrier.

Champion: Jay Hebert, Sanford, Fla.

Site: Firestone CC, Akron, Ohio

Date: July 21-24 **Purse:** \$63,130

Par: 35-35-70 (7,165 Yards) **Field:** 183

36 Hole cut at 151 93 players advanced

54 Hole cut at 224 60 players advanced



	Course Avg	Under Par	At Par	Over Par	Round Leader	Low Round	Jay Hebert
Round 1:	76.1	4	4	175	Arnold Palmer	67 - Arnold Palmer	72 - T-18
Round 2:	76.2	2	3	177	Jay Hebert	67 - Jay Hebert	139 - (67) 1st
Round 3:	74.9	6	4	83	Doug Sanders	67 - Jim Ferrier	211 - (72) T-2
Round 4:	74.5	1	2	57	Jay Hebert	69 - Wes Ellis Jr.	281 - (70) 1st
Totals:	75.70	13	15	492			

Championship Summary

Place	Name	Score	Winnings	Place	Name	Score	Place	Name	Score
1	Jay Hebert	72-67-72-70-281	\$11,000.00	Cut	Bill Johnston	73-72-80-225	Cut	Bud Williamson	79-76-155
2	Jim Ferrier	71-74-66-71-282	\$5,500.00	Cut	George Schneider	76-74-75-225	Cut	Jack Doss	79-77-156
T-3	Doug Sanders	70-71-69-73-283	\$3,350.00	Cut	Henry Castillo	76-75-75-226	Cut	Fred Gronauer	78-78-156
T-3	Sam Snead	68-73-70-72-283	\$3,350.00	Cut	Mike Dietz	72-78-76-226	Cut	John Langford	81-75-156
5	Don January	70-70-72-72-284	\$2,800.00	Cut	Jack Fleck	76-72-78-226	Cut	Gordon Leishman	78-78-156
6	Wes Ellis Jr.	72-72-72-69-285	\$2,500.00	Cut	Ed Griffiths	71-74-81-226	Cut	Elroy Marti	77-79-156
T-7	Doug Ford	75-70-69-72-286	\$2,125.00	Cut	Bob Rosburg	74-75-77-226	Cut	Mike Parco	81-75-156
T-7	Arnold Palmer	67-74-75-70-286	\$2,125.00	Cut	Manuel de la Torre	73-77-77-227	Cut	Clyde Usina	81-75-156
9	Ken Venturi	70-72-73-72-287	\$1,900.00	Cut	Jim Ferree	71-75-81-227	Cut	Al Brosch	76-81-157
T-10	Fred Hawkins	73-69-72-74-288	\$1,750.00	Cut	Robert Fry	76-74-77-227	Cut	Jim Guinnup	77-80-157
T-10	Dave Marr	75-71-69-73-288	\$1,750.00	Cut	Bob Gajda	77-74-76-227	Cut	Bob Kay	81-76-157
T-12	Bill Collins	71-75-71-73-290	\$1,500.00	Cut	Tommy Jacobs	72-77-78-227	Cut	Babe Lichardus	78-79-157
T-12	Ted Kroll	73-71-72-74-290	\$1,500.00	Cut	Mike Krak	74-72-81-227	Cut	Horace Moore	78-79-157
T-12	Mike Souchak	73-73-70-74-290	\$1,500.00	Cut	Joe Moore Jr.	74-74-79-227	Cut	Stan Staszowski	81-76-157
T-15	Pete Cooper	73-74-70-74-291	\$1,250.00	Cut	Bill Ogden	72-77-78-227	Cut	Sam Urzetta	81-76-157
T-15	Dow Finsterwald	73-73-69-76-291	\$1,250.00	Cut	Don Whitt	71-76-80-227	Cut	Charles Wiperman	80-77-157
T-15	Johnny Pott	75-72-72-72-291	\$1,250.00	Cut	John Zontek	77-74-76-227	Cut	John Alexander	78-80-158
T-18	Paul Harney	69-78-73-72-292	\$1,050.00	Cut	Avery Beck	78-73-77-228	Cut	John Dalrymple	79-79-158
T-18	Lionel Hebert	75-72-70-75-292	\$1,050.00	Cut	Ros Collins	75-76-77-228	Cut	Buddy Demling	77-81-158
T-18	Gene Littler	74-70-75-73-292	\$1,050.00	Cut	John Cook	74-74-80-228	Cut	Ray Goodell	82-76-158
T-18	Tom Nieporte	72-74-74-72-292	\$1,050.00	Cut	Bob Crowley	72-79-77-228	Cut	Denny Shute	78-80-158
T-22	Dave Ragan	75-75-68-75-293	\$875.00	Cut	Mac Hunter	72-77-79-228	Cut	Carl Beljan	78-81-159
T-22	Mason Rudolph	72-71-76-74-293	\$875.00	Cut	Bert Weaver	77-74-77-228	Cut	Joe Brown	81-78-159
T-24	Julius Boros	76-73-72-73-294	\$660.00	Cut	Fred Baker	72-77-80-229	Cut	Clarence Doser	75-84-159
T-24	Walter Burkemo	72-77-73-72-294	\$660.00	Cut	Bill Keller	76-74-79-229	Cut	Paul Gross	77-82-159
T-24	Billy Casper	73-75-75-71-294	\$660.00	Cut	Willie Beljan	75-75-80-230	Cut	Cosimo Tiso	78-81-159
T-24	Billy Maxwell	74-77-72-71-294	\$660.00	Cut	Gene Coghill	78-73-80-231	Cut	Ken Yount	81-78-159
T-24	Ernie Vossler	71-77-74-72-294	\$660.00	Cut	Jimmy Johnson	75-74-82-231	Cut	Ben Hodson	84-76-160
T-29	Jack Burke Jr.	73-72-78-72-295	\$450.00	Cut	Tom Strafaci	75-76-80-231	Cut	Bob Morris	78-82-160
T-29	Cary Middlecoff	73-74-73-75-295	\$450.00	Cut	Paul Thomas	79-72-80-231	Cut	Willie Pumbo	80-80-160
T-29	Bo Winger	73-77-71-74-295	\$450.00	Cut	Errie Ball	76-75-81-232	Cut	Emil Schodeller	78-82-160
T-32	Jerry Barber	76-72-73-75-296	\$247.15	Cut	Jackson Bradley	81-71-152	Cut	Alex Sinclair	82-78-160
T-32	Bob Goalby	72-79-72-73-296	\$247.15	Cut	Gil Cavanaugh	76-76-152	Cut	Leonard Wagner	74-86-160
T-32	Chick Harbert	78-72-71-75-296	\$247.15	Cut	Clare Emery	78-74-152	Cut	Leonard Warren	74-86-160
T-32	Bob Harris	71-76-77-72-296	\$247.15	Cut	Chandler Harper	76-76-152	Cut	Dick Cline	78-83-161
T-32	Shelley Mayfield	73-73-75-75-296	\$247.15	Cut	Joe Kirkwood	73-79-152	Cut	Harold Paddock	83-78-161
T-32	Henry Picard	77-73-73-73-296	\$247.15	Cut	Charles Lepre	76-76-152	Cut	Jay Weitzel	80-81-161
T-32	Jim Turnesa	76-73-72-75-296	\$247.15	Cut	Sam Penecale	74-78-152	Cut	Ivan Cantz	84-78-162
T-39	Al Besselink	71-74-73-79-297	\$200.00	Cut	Herman Scharlau	75-77-152	Cut	Billy Dill	83-79-162
T-39	James Clark	74-71-78-74-297	\$200.00	Cut	Jim Shelton	74-78-152	Cut	Bob Grant	82-80-162
T-39	Don Fairfield	70-75-74-78-297	\$200.00	Cut	John Barnum	77-76-153	Cut	August Nordone	81-81-162
T-39	Tony Holguin	76-72-72-77-297	\$200.00	Cut	Harry Dee	77-76-153	Cut	Don Waryan	82-80-162
T-39	Bud Holscher	77-73-74-73-297	\$200.00	Cut	Stan Dudas	77-76-153	Cut	Ken Wright	79-83-162
T-39	Dick Lundahl	76-73-75-73-297	\$200.00	Cut	Kermit Hager	81-72-153	Cut	John Conley	82-81-163
T-39	Art Wall	75-74-72-76-297	\$200.00	Cut	Jimmy Hines	79-74-153	Cut	Les Lesser	77-86-163
T-46	Bill Bisdorf	72-74-74-78-298	\$200.00	Cut	Gus Salerno	75-78-153	Cut	Francisco Lopez	80-83-163
T-46	Dick Knight	74-75-73-76-298	\$200.00	Cut	James Stamps	76-77-153	Cut	Bill Moran	75-88-163
T-46	Milon Marusic	74-77-73-74-298	\$200.00	Cut	Eddie Burke	73-81-154	Cut	Ed Bucklin	79-85-164
T-49	Frank Stranahan	75-75-74-75-299	\$200.00	Cut	Joe Campbell	80-74-154	Cut	Bill Grygiel	80-84-164
T-49	Fred Wampler	73-72-79-75-299	\$200.00	Cut	Buster Cupit	76-78-154	Cut	Fred Atkins	83-82-165
T-51	George Bayer	71-73-76-80-300	\$200.00	Cut	Bill Eggers	78-76-154	Cut	Ray Hill	84-81-165
T-51	Joe Greer	76-73-72-79-300	\$200.00	Cut	Bill Ezinicki	76-78-154	Cut	Bob Mix	81-85-166
T-51	Dick Stranahan	76-72-74-78-300	\$200.00	Cut	George Fazio	78-76-154	Cut	Harold Sanderson	81-85-166
T-51	Buddy Sullivan	75-73-73-79-300	\$200.00	Cut	Don Klein	76-78-154	Cut	James Yates	80-87-167
T-55	Frank Harned	75-74-74-78-301	\$200.00	Cut	Felice Torza	82-72-154	Cut	Rolie Wormstead	86-82-168
T-55	Herb Marcussen	77-72-74-78-301	\$200.00	Cut	Lou Warobick	80-74-154	Cut	Bill Barclay	88-82-170
T-57	Tommy Bolt	72-72-78-81-303	\$200.00	Cut	Frank Beley	75-80-155	WD	Mac Main	77
T-57	Dick Shoemaker	74-76-74-79-303	\$200.00	Cut	Bob Frainey	79-76-155	WD	Freddie Haas Jr.	69-77-146
59	John Odonnell	71-71-82-81-305	\$200.00	Cut	Vic Ghezzi	76-79-155	WD	Les Kennedy	78-73-151
60	Sonny Rouse	74-75-75-82-306	\$200.00	Cut	Jim Milward	77-78-155			
Cut	Brien Charter	72-74-79-225		Cut	Alex Redl	74-81-155			
Cut	Ben Hogan	74-73-78-225		Cut	Walter Romans	80-75-155			

1959 A "traffic jam" developed on opening day, as nine players shared the lead with 69s. Jerry Barber shot a record 65 the next day to take the 36-hole lead. He stayed on top after 54 holes with a 71. However, 33-year-old Bob Rosburg fired a final-round 66 to finish with 277, one stroke in front of Barber, who tied for second with Doug Sanders.

Champion: Bob Rosburg, Rancho Mirage, Calif.

Site: Minneapolis GC, St. Louis Park, Minn.

Date: July 30 - Aug. 2 **Purse:** \$51,175

Par: 35-35-70 (6,850 Yards) **Field:** 174

36 Hole cut at 150 97 players advanced

54 Hole cut at 221 63 players advanced



	Course Avg	Under Par	At Par	Over Par	Round Leader	Low Round	Bob Rosburg
Round 1:	75.0	9	9	156	B. Casper, G. Littler, J. Barber, W. Burkemo, J. Bradley, D. Hart, C. Klein, M. Krak, M. Souchak	69 - B. Casper, G. Littler, J. Barber, W. Burkemo, J. Bradley, D. Hart, C. Klein, M. Krak, M. Souchak	71 - T-19th
Round 2:	74.7	12	7	154	J. Barber	65 - J. Barber	143 - (72) T-18th
Round 3:	73.5	10	6	81	J. Barber	68 - T. Bolt, P. Cooper, T. Jacobs, B. Rosburg, D. Sanders, S. Snead	211 - (68) T-6th
Round 4:	73.5	6	4	53	B. Rosburg	66 - B. Rosburg	277 - (66) 1st
Totals:	74.46	37	26	444			

Championship Summary

Place	Name	Score	Winnings	Place	Name	Score	Winnings	Place	Name	Score
1	Bob Rosburg	71-72-68-66-277	\$8,250.00	60	Mickey Homa	71-74-75-78-298	\$200.00	Cut	Bill Collins	77-76-153
T-2	Jerry Barber	69-65-71-73-278	\$3,562.50	61	Don Waryan	72-76-72-79-299	\$200.00	Cut	Wayne Haley	75-78-153
T-2	Doug Sanders	72-66-68-72-278	\$3,562.00	62	Wayne Otis	74-74-73-79-300	\$200.00	Cut	Jack Isaacs	77-76-153
4	Dow Finsterwald	71-68-71-70-280	\$2,500.00	63	Leonard Wagner	72-73-75-85-305	\$200.00	Cut	Hans Merrell	77-76-153
T-5	Bob Goalby	72-69-72-68-281	\$2,000.00	Cut	George Bayer	74-76-72-222		Cut	Paul Porter	77-76-153
T-5	Mike Souchak	69-67-71-74-281	\$2,000.00	Cut	Paul Kern	77-70-75-222		Cut	Paul Segerlund	72-81-153
T-5	Ken Venturi	70-72-70-69-281	\$2,000.00	Cut	Dick Mayer	73-76-73-222		Cut	Charles Sheppard	76-77-153
T-8	Cary Middlecoff	72-68-70-72-282	\$1,600.00	Cut	Don Shock	70-75-77-222		Cut	John Spencer	79-74-153
T-8	Sam Snead	71-73-68-70-282	\$1,600.00	Cut	Gene Bone	72-74-77-223		Cut	Tom Stafaci	76-77-153
T-10	Gene Littler	69-70-72-73-284	\$1,450.00	Cut	Joe Brown	74-75-74-223		Cut	Ken Stear	78-75-153
T-11	Doug Ford	71-73-71-70-285	\$1,250.00	Cut	Gene Coghill	75-74-74-223		Cut	Tom Talkington	76-77-153
T-11	Billy Maxwell	70-76-70-69-285	\$1,250.00	Cut	Clarence Doser	74-75-74-223		Cut	Richard Beckman	77-77-154
T-11	Ed Oliver	75-70-69-71-285	\$1,250.00	Cut	Ed Furgol	75-75-73-223		Cut	Billy Capps	80-74-154
T-14	Paul Harney	74-71-71-70-286	\$1,050.00	Cut	Joe Kirkwood	75-75-73-223		Cut	John Cook	79-75-154
T-14	Tommy Jacobs	73-71-68-74-286	\$1,050.00	Cut	Chuck Klein	69-73-81-223		Cut	Arthur Harris	75-79-154
T-14	Arnold Palmer	72-72-71-71-286	\$1,050.00	Cut	Mike Krak	69-76-78-223		Cut	Frank Keller	80-74-154
T-17	Tommy Bolt	76-69-68-74-287	\$775.00	Cut	Joby Connor	75-73-76-224		Cut	John Lively	81-73-154
T-17	Jack Burke Jr.	70-73-72-72-287	\$775.00	Cut	John Langford	77-73-74-224		Cut	Tony Longo	81-73-154
T-17	Walter Burkemo	69-72-73-73-287	\$775.00	Cut	Herman Scharlau	70-77-77-224		Cut	Francisco Lopez	74-80-154
T-17	Billy Casper	69-71-73-74-287	\$775.00	Cut	Bill Eggers	77-73-75-225		Cut	Tommy Ritter	81-73-154
T-17	Pete Cooper	70-70-68-71-287	\$775.00	Cut	John Galeski	72-78-75-225		Cut	Buddy Sullivan	78-76-154
T-17	Buster Cupit	70-72-72-73-287	\$775.00	Cut	Walter Romans	75-75-75-225		Cut	John Zontek	77-77-154
T-17	Babe Lichardus	71-73-72-71-287	\$775.00	Cut	Alex Sinclair	75-75-75-225		Cut	Jimmy Thompson	76-79-155
T-17	Ernie Vossler	75-71-72-69-287	\$775.00	Cut	Johnny Bulla	74-75-77-226		Cut	Burl Bolesta	76-80-156
T-25	Jay Hebert	72-70-69-77-288	\$510.00	Cut	Otto Greiner	72-76-78-226		Cut	Ralph Bond	82-74-156
T-25	Ted Kroll	72-74-71-71-288	\$510.00	Cut	Dick Lundahl	75-73-78-226		Cut	Bob Harris	78-78-156
T-25	Art Wall	70-72-73-73-288	\$510.00	Cut	J.D. Taylor	73-74-79-226		Cut	Bill Wright	80-76-156
T-28	Clare Emery	74-74-72-69-289	\$390.00	Cut	Thorne Wood	74-72-80-226		Cut	Buddy Demling	76-81-157
T-28	Chick Harbert	73-71-71-74-289	\$390.00	Cut	Jim Browning	75-73-79-227		Cut	Lou Esposito	76-81-157
T-28	Fred Hawkins	72-69-72-76-289	\$390.00	Cut	George Schneider	76-74-77-227		Cut	John Long	77-80-157
T-31	Jackson Bradley	69-74-73-74-290	\$262.50	Cut	Bob Carmen	76-73-79-228		Cut	Sonny Rouse	78-79-157
T-31	Don Fairfield	70-73-75-72-290	\$262.50	Cut	Bill Moran	76-73-79-228		Cut	Stan Staszowski	82-75-157
T-31	Lionel Hebert	71-69-75-75-290	\$262.50	Cut	Jim Guinnup	77-73-79-229		Cut	Mike Dietz	77-81-157
T-31	Eric Monti	74-72-71-73-290	\$262.50	Cut	Fred Wampler	74-76-79-229		Cut	Wally Grant	80-78-158
T-35	John McMullin	76-71-69-75-291	\$200.00	Cut	Herman Barron	73-76-81-230		Cut	Gunnard Johnson	76-82-158
T-35	Dave Ragan	74-69-74-74-291	\$200.00	Cut	Dick Hart	69-79-82-230		Cut	Hardy Loudermilk	80-78-158
T-35	Dick Stranahan	74-70-72-75-291	\$200.00	Cut	Babe Urzetta	75-75-86-236		Cut	Leon Pounders	81-77-158
T-38	Bob Crowley	73-75-71-73-292	\$200.00	Cut	Gene Sarazen	73-74-147		Cut	Bob Reith	79-79-158
T-38	Jim Ferree	74-72-71-75-292	\$200.00	Cut	Leon Andrews	75-76-151		Cut	Lester Ward	80-78-158
T-38	Jim Ferrier	73-71-72-76-292	\$200.00	Cut	Henry Castillo	78-73-151		Cut	Jake Zastko	82-76-158
T-38	Claude Harmon	73-73-72-74-292	\$200.00	Cut	Art Doering	73-78-151		Cut	Sam Drake	80-79-159
T-38	Jim Turnesa	73-72-74-73-292	\$200.00	Cut	Stan Dudas	75-76-151		Cut	Merle Lint	82-77-159
T-38	Don Whitt	71-77-72-72-292	\$200.00	Cut	Joe Greer	78-73-151		Cut	John Suveges	81-78-159
T-44	Julius Boros	72-74-73-74-293	\$200.00	Cut	Charles Malchaski	78-73-151		Cut	Bob Toski	77-82-159
T-44	Wes Ellis Jr.	76-74-70-73-293	\$200.00	Cut	Bill Markham	76-75-151		Cut	Charles Brown	79-81-160
T-44	Scudday Horner	74-71-76-72-293	\$200.00	Cut	James Williams	74-77-151		Cut	Eddie Hamilton	82-78-160
T-44	Denny Shute	75-73-70-75-293	\$200.00	Cut	Sam Bernardi	75-77-152		Cut	Ron Montessor	78-82-160
T-44	Henry Williams	74-73-74-72-293	\$200.00	Cut	Dick Cline	75-77-152		Cut	Reggie Sauger	82-78-160
T-49	Don January	73-74-74-73-294	\$200.00	Cut	Bob Crow	75-77-152		Cut	Chuck Alexander	79-82-161
T-49	Mac Main	75-70-73-76-294	\$200.00	Cut	Manuel de la Torre	76-76-152		Cut	Bob Morris	82-80-162
T-49	Bill Ogden	73-69-76-76-294	\$200.00	Cut	Jim Farina	78-74-152		Cut	Jake Clark	80-83-163
T-49	Bo Wininger	77-73-71-73-294	\$200.00	Cut	Mike Felchick	77-75-152		Cut	Jack Jones	84-80-164
T-53	Al Feminelli	70-77-73-75-295	\$200.00	Cut	Labron Harris Jr.	78-74-152		Cut	Jimmy Bellizzi	80-85-165
T-53	Bob Gajda	74-71-74-76-295	\$200.00	Cut	Lester Moe	75-77-152		WD	Mike Demassey	75
T-53	Frank Stranahan	74-72-70-79-295	\$200.00	Cut	Al Nelson	75-77-152		WD	Chandler Harper	73-77-150
T-56	Bill Ezinicki	77-67-76-76-296	\$200.00	Cut	Pat Rea	77-75-152		WD	Gene Webb	76-73-72-221
T-56	George Fazio	74-76-69-77-296	\$200.00	Cut	Skee Riegel	75-77-152				
T-58	John Barnum	75-73-72-77-297	\$200.00	Cut	Lou Warobick	74-78-152				
T-58	Bud Williamson	72-75-72-78-297	\$200.00	Cut	Charles Wipparman	77-75-152				

1958 Llanerch Country Club was the site of the first four-day, 72-hole stroke-play contest in PGA Championship history, and the first Championship covered by television. CBS broadcast three holes and the winner's award ceremony. On the first day, 28-year-old Dow Finsterwald led with a 3-under-par 67. After 36 holes, he shared the lead with Jay Hebert at 139. Sam Snead went ahead after 54 holes with 207. Going into the final round, Finsterwald was two back and shot a 31 on the front nine, on his way to posting a 67 for a two-stroke victory over Billy Casper.

Champion: Dow Finsterwald	
Colorado Springs, Colo.	
Site: Llanerch CC, Havertown, Pa.	
Date: July 17-20	Purse: \$39,388
Par: 35-35-70 (6,710 Yards)	Field: 161
36 Hole cut at 154	93 players advanced
54 Hole cut at 228	64 players advanced



	Course Avg	Under Par	At Par	Over Par	Round Leader	Low Round	Dow Finsterwald
Round 1:	76.8	7	2	152	Dow Finsterwald	67 - Dow Finsterwald	67 - 1st
Round 2:	76.1	6	7	141	D. Finsterwald, J. Hebert	67 - B. Casper, S. Snead	139 - (72) T-1
Round 3:	75.1	9	4	80	Sam Snead	66 - Walter Burkemo	209 - (70) 3rd
Round 4:	74.3	5	4	55	Dow Finsterwald	67 - Dow Finsterwald	276 - (67) 1st
Totals:	75.94	27	17	428			

Championship Summary

Place	Name	Score	Winnings	Place	Name	Score	Winnings	Place	Name	Score
1	Dow Finsterwald	67-72-70-67-276	\$5,500.00	T-56	Brien Charter	72-75-80-76-303	\$100.00	Cut	Donald Palmer	81-75-156
2	Billy Casper	73-67-68-70-278	\$3,500.00	T-56	Vic Ghezzi	75-74-76-78-303	\$100.00	Cut	Guy Paulsen	79-77-156
3	Sam Snead	73-67-67-73-280	\$2,400.00	T-56	Claude Harmon	77-75-76-75-303	\$100.00	Cut	Jim Rudolph	76-80-156
4	Jack Burke Jr.	70-72-69-70-281	\$2,000.00	T-59	Al Brosch	75-79-74-78-306	\$100.00	Cut	Gene Sarazen	78-78-156
T-5	Tommy Bolt	72-70-73-70-285	\$1,600.00	T-59	James Gantz	76-76-75-79-306	\$100.00	Cut	Jimmy Thompson	76-80-156
T-5	Julius Boros	72-68-73-72-285	\$1,600.00	T-59	Gus Salerno	79-75-74-78-306	\$100.00	Cut	Jim Turnesa	78-78-156
T-5	Jay Hebert	68-71-73-73-285	\$1,600.00	62	Larry Bartosek	75-79-74-79-307	\$100.00	Cut	Bob Boudington	74-83-157
T-8	Buster Cupit	71-74-69-73-287	\$1,300.00	63	Ewing Pomeroy	80-74-74-82-310	\$100.00	Cut	Dave Douglas	84-73-157
T-8	Ed Oliver	74-73-71-69-287	\$1,300.00	64	George Griffin	74-76-78-83-311	\$100.00	Cut	Vince Leskosky	82-75-157
T-8	Mike Souchak	75-69-69-74-287	\$1,300.00	Cut	Ernie Catropa	72-81-76-229		Cut	Paul McGuire	80-77-157
T-11	Doug Ford	72-70-70-76-288	\$1,016.00	Cut	Dick Demane	74-79-76-229		Cut	Chet Munson	80-77-157
T-11	Bob Rosburg	71-73-76-68-288	\$1,016.00	Cut	Max Evans	75-73-81-229		Cut	John Serafin	78-79-157
T-11	Art Wall	71-78-67-72-288	\$1,016.00	Cut	Chick Harbert	75-76-78-229		Cut	Bob Stupple	81-76-157
T-14	Fred Hawkins	72-75-70-73-290	\$875.00	Cut	Jack Higgins	76-78-75-229		Cut	Joe Coonor	77-81-158
T-14	Dick Mayer	69-76-69-76-290	\$875.00	Cut	Jimmy Johnson	78-74-77-229		Cut	Bill Eggers	78-80-158
T-16	John Barnum	75-69-74-73-291	\$740.00	Cut	Charles Lepre	78-74-77-229		Cut	Charles Wiperman	78-80-158
T-16	Walter Burkemo	76-73-66-76-291	\$740.00	Cut	Bill Ogden	76-77-76-229		Cut	Jim Browning	79-80-159
T-16	Lionel Hebert	69-73-74-75-291	\$740.00	Cut	Johnny Palmer	73-80-76-229		Cut	Joseph Deigo	82-77-159
T-16	Bo Wininger	76-73-69-73-291	\$740.00	Cut	Denny Shute	77-72-80-230		Cut	Andy Gibson	81-78-159
T-20	Ted Kroll	69-74-75-74-292	\$566.00	Cut	Leo Biagetti	71-79-80-230		Cut	Furman Hayes	80-79-159
T-20	Cary Middlecoff	71-73-76-72-292	\$566.00	Cut	Tom Case	74-78-78-230		Cut	George Keyes	76-83-159
T-20	Eric Monti	73-71-73-75-292	\$566.00	Cut	Charles Harter	75-77-78-230		Cut	Bob Marshall	79-81-160
T-20	Bob Toski	79-70-71-72-292	\$566.00	Cut	Eddie Joseph	77-73-80-230		Cut	August Nordone	83-77-160
T-20	Ken Venturi	72-73-74-73-292	\$566.00	Cut	Sam Drake	73-80-78-231		Cut	Walter Romans	77-83-160
T-25	Pete Cooper	74-77-73-69-293	\$425.00	Cut	Arthur Harris	75-76-80-231		Cut	Al Smith	82-78-160
T-25	George Fazio	72-74-73-74-293	\$425.00	Cut	Bill Kaiser	75-77-79-231		Cut	Buddy Sullivan	80-80-160
T-25	Bob Gajda	75-70-75-73-293	\$425.00	Cut	Milon Marusic	80-73-78-231		Cut	Ray Bennett	78-83-161
T-25	Billy Maxwell	75-69-74-75-293	\$425.00	Cut	Joe Dodich	78-76-78-232		Cut	John Cook	80-81-161
T-29	Dick Shoemaker	79-72-73-70-294	\$335.00	Cut	Bob Grant	75-77-80-232		Cut	Bob Kay	81-80-161
T-29	Don Whitt	71-72-73-78-294	\$335.00	Cut	Frank Kiraly	75-74-83-232		Cut	Alex Sinclair	85-76-161
T-31	Mike Fetchick	74-76-71-74-295	\$270.00	Cut	Ock Willoweit	78-75-79-232		Cut	Chuck Dupree	79-84-163
T-31	Frank Stranahan	76-76-74-69-295	\$270.00	Cut	Phil Friel	79-74-80-233		Cut	Frank Whibley	86-77-163
T-33	Errie Ball	79-72-72-73-296	\$220.00	Cut	Bill Heinlein	75-77-81-233		Cut	Paul Biggy	83-81-164
T-33	Tom Talkington	75-73-73-75-296	\$220.00	Cut	Tod Menefee	77-75-81-233		Cut	Jim Farina	83-82-165
T-35	Herman Barron	75-71-75-76-297	\$162.00	Cut	Ray Goodell	74-79-81-234		Cut	Ralph Bond	85-81-166
T-35	Dick Cline	75-72-77-73-297	\$162.00	Cut	Monte Norcross	78-74-82-234		Cut	Gene Hamm	82-84-166
T-35	Bill Collins	71-70-77-79-297	\$162.00	Cut	Clyde Usina	75-79-80-234		Cut	Earl Martin	83-83-166
T-35	Mike Dietz	77-70-74-76-297	\$162.00	Cut	Billy Capps	76-76-84-236		Cut	Bob Moore	87-79-166
T-35	Felice Torza	69-72-75-81-297	\$162.00	Cut	Charles Bassler	78-77-155		Cut	Art Stuhler	80-87-167
T-40	Henry Castillo	75-76-75-72-298	\$110.00	Cut	Jack Bell	79-76-155		Cut	Woodrow Tucker	87-80-167
T-40	Bill Ezinicki	76-70-80-72-298	\$110.00	Cut	Francis Brown	77-78-155		Cut	Noel Epperson	83-85-168
T-40	Arnold Palmer	76-71-77-74-298	\$110.00	Cut	George Buzzini	78-77-155		Cut	Leonard Kennett	86-82-168
T-40	Skee Riegel	76-77-74-71-298	\$110.00	Cut	Clare Emery	76-79-155		Cut	Lester Moe	87-83-170
T-44	Eddie Burke	75-75-77-72-299	\$100.00	Cut	Otto Greiner	79-76-155		Cut	Carl Jans	87-84-171
T-44	Bob Crowley	70-76-73-80-299	\$100.00	Cut	Bob Hayes	81-74-155		WD	Jack Fleck	74
T-44	Bill Johnston	75-72-77-75-299	\$100.00	Cut	Harry McCarthy	79-76-155		WD	Elroy Marti	80
T-44	Dave Marr	72-79-74-74-299	\$100.00	Cut	Bob Reith	79-76-155		WD	Ken Wright	80
T-48	Ed Furgol	78-76-72-74-300	\$100.00	Cut	Ted Schleichter	78-77-155		WD	Wally Ulrich	82
T-49	Jackson Bradley	77-77-73-74-301	\$100.00	Cut	Charles Sheppard	77-78-155		WD	Jimmy Haynes	83
T-49	Jack Isaacs	74-75-78-74-301	\$100.00	Cut	Bud Williamson	78-77-155		WD	Clark Morrow	83
T-49	Chuck Klein	78-75-74-74-301	\$100.00	Cut	Louis Barbaro	79-77-156		DQ	Jimmy Demaret	69
T-49	Henry Williams	75-74-77-75-301	\$100.00	Cut	Al Besselink	78-78-156				
T-53	Mike Krak	74-78-74-76-302	\$100.00	Cut	Chandler Harper	78-78-156				
T-53	Toby Lyons	75-73-74-80-302	\$100.00	Cut	Scudday Horner	81-75-156				
T-53	Thorne Wood	77-75-70-80-302	\$100.00	Cut	Paul Kern	79-77-156				

1957 Lionel Hebert won the final PGA Championship conducted at match play, defeating Dow Finsterwald, 3 and 1, at Miami Valley Golf Club in Dayton, Ohio. It was the second consecutive Championship contested with a 128-player field. In the finals, neither Hebert nor Finsterwald enjoyed larger than a 1-up advantage. Hebert's momentum turned at the 32nd hole when he made a 15-foot birdie putt to go 1-up. Each player matched birdies the next two holes before the 34th when Finsterwald hit into a creek in front of the green and failed to make par, boosting Hebert's lead to 2-up. With a routine par at the 35th hole, Hebert closed out the match, earning the \$8,000 check.

Defending Champion Jack Burke Jr. was ousted by Milon Marusic, 2 and 1, in the morning 18 holes the second day. Former Champions Doug Ford and Walter Burkemo also advanced, as Burkemo beat William Heinlien, 1-up, on the 19th hole and Tony Holquin, 1-up. Ford beat James Guinnup, 4 and 3, in the morning and Robert Gajda, 3 and 2, in the afternoon.

Finsterwald upset Sam Snead, 3 and 1, in the fourth round and then beat Charles Sheppard, 2-up, in the quarterfinals. Snead blamed his faulty driving. "I just drove aw-

Champion: Lionel Hebert, Lafayette, La.

Site: Miami Valley GC, Dayton, Ohio

Date: July 17-21

Purse: \$42,100

Par: 36-35-71

Field: 128

Road to the Finals

Lionel Hebert beat	Round	Dow Finsterwald beat
Max Evans, 2-up	1st Round	Ted Slichter, 1-up
Marty Furgol, 3 and 1	2nd Round	Bud Williamson, 3 and 2
Charles Farlow, 3 and 1	3rd Round	Joe Kirkwood Jr., 2 and 1
Mike Souchak, 2 and 1	4th Round	Sam Snead, 3 and 1
Claude Harmon, 2 and 1	Quarterfinals	Charles Sheppard, 2-up
Walter Burkemo, 3 and 1	Semifinals	Don Whitt, 2-up



First Round 18 Holes	Second Round 18 Holes	Third Round 18 Holes	Fourth Round 18 Holes	Quarterfinal 36 Holes	Semifinal 36 Holes	Final 36 Holes
Brien Charter-----	Charter 4 and 3	Charter 1-up				
Rut Coffey-----						
Arthur Jones-----	Bartosek 1-up (21)					
Matthew Bartosek-----			Souchak 4 and 3			
Joe Greer-----	Besselink 1-up	Souchak 1-up (19)				
Al Besselink-----				L. Hebert 2 and 1		
Mike Souchak-----	Souchak 5 and 3					
Charles Johnson-----						
Edward Garfield-----	Farlow 1-up (19)	Farlow 2 and 1				
Charles Farlow-----						
Furman Hayes-----	Hayes 2 and 1		L. Hebert 3 and 1			
Bennie Toski-----						
Max Evans-----	Hebert 2-up	L. Hebert 3 and 1				
Lionel Hebert-----						
Marty Furgol-----	Furgol 4 and 2					
Eddie Burke-----						
Jerry Gianferante-----	Gianferante 5 and 4	Harmon 2 and 1				
Joseph Connor-----						
Claude Harmon-----	Harmon 3 and 2		Harmon 4 and 3			
Ed Carpenter-----						
Skip Alexander-----	Bassler 3 and 1	Bassler 1-up				
Charles Bassler-----						
Arthur Doering-----	Isaacs 4 and 3			Harmon 1-up		
Jack Isaacs-----						
Bill Hanger-----	Briggs 3 and 2	Briggs 1-up				
Eldon Briggs-----						
Terl Johnson-----	Fleck 4 and 3					
Jack Fleck-----			Bolt 7 and 6			
Don Fairfield-----	Little 1-up	Bolt 1-up				
Gene Little-----						
Tommy Bolt-----	Bolt 1-up (19)					
Henry Castillo-----						
Herman Keiser-----	Keiser 2-up	Keiser 3 and 2				
Bill Collins-----						
Vic Ghezzi-----	Ghezzi 1-up		Ransom 5 and 3			
Howie DeAngelus-----						
Floyd Hamblen-----	Bradley 3 and 2	Ransom 1-up				
Jackson Bradley-----						
Henry Ransom-----	Ransom 3 and 1					
Mike Fetchick-----						
Frank Gelhot-----	Fazio 4 and 2	Holquin 1-up		Burkemo 5 and 4		
George Fazio-----						
Harry Dee-----	Holquin 5 and 4		Burkemo 1-up			
Tony Holquin-----						
Bill Ezinicki-----	Heinlein 3 and 2	Burkemo 1-up (19)				
William Heinlein-----						
Toby Lyons-----	Burkemo 1-up					
Walter Burkemo-----						
Leland Gibson-----	Gibson 4 and 3	Harper Jr., 3 and 2				
Joe Dante-----						
Charles Harper Jr.-----	Harper Jr. 1-up		J. Hebert 1-up			
Ray Hill-----						
Ernie Ball-----	Hebert 1-up (19)	J. Hebert 6 and 5				
Jay Hebert-----						
Clarence Doser-----	Feminelli 1-up (21)			J. Hebert 3 and 2		
Albert Feminelli-----						
Bob Gajda-----	Gajda 6 and 5	Gajda 4 and 2				
Armand Farina-----						
Ed Furgol-----	Browning 2 and 1		Ford 3 and 2			
Jim Browning-----						
James Johnson-----	Guinnup 1-up	Ford 4 and 3				
James Guinnup-----						
Doug Ford-----	Ford 4 and 3					
Denny Champagne-----						

ful," said Snead after his loss to Finsterwald. Snead hit two drives out-of-bounds with hooks as he was out in 39, the high nine-hole score for any of the contestants.

In the fourth round, U.S. Open winner Dick Mayer edged Ted Kroll, 1-up, but then was upset by Don Whitt, 2 and 1, in the quarterfinals. Jay Hebert, brother of the eventual Champion, also upset Doug Ford in the fourth round, 3 and 2, but then was defeated by Walter Burkemo, 2 and 1.

Lionel Hebert, who edged Claude Har-

mon, 2 and 1, in the quarterfinals, went on to down Walter Burkemo, 3 and 1, in the semifinals. Burkemo was 1-up after the morning round and was 2-up after Hebert called a penalty stroke against himself. Hebert said the ball moved on the 19th green as he was about to make his address. During the next eight holes, Hebert out-putted Burkemo, who had two 3-putts, and took a 2-up lead at the 27th hole. Burkemo won the 28th hole, but lost the 32nd hole, and Hebert ended the match with a 5-iron to

within a foot for a birdie at the 35th hole. In the other semifinal, Finsterwald defeated Don Whitt, 2-up, but not before Whitt aced the 13th hole with an 8-iron in the morning round to square the match at the halfway mark. In the afternoon Whitt birdied the 25th hole to move 1-up, then bogeyed the 27th hole. Finsterwald grabbed the lead for good at the 30th hole when Whitt drove out-of-bounds, and birdied the 36th holes for a 2-up decision.

Final 36 Holes	Semifinal 36 Holes	Quarterfinal 36 Holes	Fourth Round 18 Holes	Third Round 18 Holes	Second Round 18 Holes	First Round 18 Holes
			Marusic 2 and 1	Marusic 2 and 1	Burke 4 and 2	Jack Burke
					Marusic 4 and 3	Gene Marchi
				Krak 2 and 1	Krak 3 and 2	Milon Marusic
		Whitt 2 and 1			Springer 3 and 2	Leonard Wagner
				Vines 1-up	Shute 3 and 2	Chandler Harper
					Vines 5 and 4	Mike Krak
			Whitt 4 and 3	Whitt 1-up	Lindner 3 and 2	Gil Sellers
					Whitt 2 and 1	Marshall Springer
				Kroll 2 and 1	Kroll 5 and 3	Bob Toski
					Nary 2 and 1	Denny Shute
			Kroll 4 and 3	Pomeroy 3 and 1	Pomeroy 1-up (19)	Clark Morrow
					Schneider 5 and 4	Ellsworth Vines
				Smith 1-up (19)	Smith 1-up	Bob Stupp
					Palmer 3 and 2	Henry Lindner
			Mayer 5 and 3	Mayer 1-up	Mayfield 3 and 2	Donald Whitt
					Mayer 6 and 5	Augie Nordone
				Riegel 3 and 2	Riegel 1-up (19)	Ted Kroll
					Wall 1-up (22)	Hans Merrell
			Smith 3 and 2	Smith 1-up	Johnston 3 and 2	Bill Nary
					Smith 1-up	Jim Turnesa
				Sheppard 2-up	Sheppard 1-up	Toney Tiso
					Moore 3 and 2	Ewing Pomeroy
			Sheppard 1-up	White 1-up (21)	Keyes 1-up	Ernest Schneider
					White 6 and 5	Bob Kivlin
				Snead 4 and 3	Snead 4 and 2	Fred Hawkins
					Watrous 1-up (22)	Al Smith
			Snead 3 and 2	Thoren 3 and 1	Thoren 1-up (22)	Charles Wiperman
					Bernardi 1-up (23)	Johnny Palmer
				Finsterwald 3 and 2	Finsterwald 1-up	Len Kennett
					Williamson 5 and 4	Shelley Mayfield
			Finsterwald 2 and 1	Kirkwood Jr. 1-up	Kirkwood Jr. 3 and 2	Dick Mayer
					Watson 1-up	Arthur Stuhler
						Chick Harbert
						Skee Riegel
						Monte Norcross
						Art Wall
						William Johnston
						Palmer Lawerence
						Warren Smith
						Joseph Sodd
						Felice Torza
						Charles Sheppard
						John Dalrymple
						Robert Moore
						George Keyes
						Gordon Leishman
						Buck White
						Robert Whitaker
						Sam Snead
						John Serafin
						Rod Munday
						Al Watrous
						John Thoren
						James Peer
						Sam Bernardi
						Verl Stinchcome
						Dow Finsterwald
						Theodore Sleichter
						Bud Williamson
						Wayne Otis
						Joe Kirkwood Jr.
						John Spencer
						Earl Martin
						Robert Watson

L. He-
bert
2 and 1

Finsterwald
2-up

Finsterwald
2-up

Finsterwald
2 and 1

Sheppard
4 and 3

Mayer
1-up

Whitt
2 and 1

1956 Jack Burke Jr. overcame a two-hole deficit in the morning round at Blue Hill Golf & Country Club in Canton, Mass., to defeat Ted Kroll, 3 and 2, in the first PGA Championship featuring a 128-player match-play field. Burke's rally in the afternoon half of the 36-hole final came after falling 3-down on the 19th hole. But he rallied by winning five of the next seven holes and posted a 32. With a 2-up lead going into the final nine, Burke claimed victory on the 34th hole, when Kroll bogeyed.

It was Burke's second major championship of the year, having captured the Masters that April. Kroll, who was awarded the Purple Heart during service in World War II, suffered his second disappointment in a major. He was in contention on the closing holes of the 1956 U.S. Open, only to see Cary Middlecoff take the title.

Champion: Jack Burke Jr., Kiamesha Lake, N.Y.	
Site: Blue Hill G & CC, Canton, Mass.	
Date: July 20-24	Purse: \$40,000
Par: 36-35-71	Field: 128
Road to the Finals	
Jack Burke Jr. beat	Ted Kroll beat
Leon Pounders, 2 and 1	1st Round Roger Peacock, 2 and 1
Bill Collins, 5 and 3	2nd Round George Keyes, 2-up
Fred Haas Jr., 1-up (20)	3rd Round Michael Rooney, 3 and 2
Chandler Harper, 3 and 2	4th Round Jim Turnesa, 1-up
Fred Hawkins, 4 and 2	Quarterfinals Sam Snead, 2 and 1
Ed Furgol, 1-up (37)	Semifinals William Johnston, 10 and 8



First Round 18 Holes	Second Round 18 Holes	Third Round 18 Holes	Fourth Round 18 Holes	Quarterfinal 36 Holes	Semifinal 36 Holes	Final 36 Holes
Elmer Reed ----- Jim Browning ----- Johnny Revolta ----- Chandler Harper Jr. ----- Larry Bartosck ----- Milton Lichardus ----- Dick Mayer ----- Bob Schechter ----- Joe Brown ----- John Thoren ----- Fred Haas Jr. ----- Ron LaParl ----- Bill Collins ----- Tom Blaskovich ----- Jack Burke ----- Leon Pounders ----- Fred Baker ----- Elroy Marti ----- Fred Hawkins ----- Felice Torza ----- Robert Moore ----- Jim Rudolph ----- Art Wall ----- Warren Smith ----- Howard Kluth ----- Lester Moe ----- Lionel Hebert ----- Fred Blanchard ----- Albert Maus ----- Skee Riegel ----- Chick Harbert ----- Henry Williams Jr. ----- Furman Hayes ----- Toby Lyons ----- Don Fairfield ----- Gil Cavanaugh ----- Emery Thomas ----- Charles Lepre ----- Jimmy Demaret ----- Robert Hayes ----- Terl Johnson ----- Warren Orlick ----- Vic Ghezzi ----- Al Smith ----- Charles DuPree ----- Babe Orff ----- Tommy Bolt ----- Charles Prentice ----- Tony Barkovich ----- Otto Greiner ----- Mike Fetchick ----- Jimmy Johnson ----- Frank Kiraly ----- Robert Kay ----- Jackson Bradley ----- Richard Haskell ----- Ralph Dillow ----- Jack Isaacs ----- Ed Furgol ----- Stan Dudas ----- Augie Nordone ----- Earl Martin ----- Jerry Barber ----- J.L. McReynolds -----	Browning 1-up Harper Jr. by default Lichardus 1-up Mayer 4 and 3 Thoren 1-up Haas Jr. 1-up Collins 4 and 3 Burke 2 and 1 Marti 1-up (19) Hawkins 2 and 1 Moore 1-up Wall 5 and 4 Moe 2-up Hebert 6 and 4 Riegel 5 and 4 Harbert 1-up (20) Lyons 3 and 2 Cavanaugh 2 and 1 Lepre 2-up Demaret 4 and 3 Johnson 1-up Smith 1-up (22) DuPree 1-up (19) Prentice 1-up Greiner 1-up (20) Fetchick 3 and 2 Kay 2 and 1 Bradley 3 and 2 Isaacs 3 and 2 Furgol 5 and 4 Nordone 3 and 1 Barber 6 and 5	Harper Jr. 2-up Lichardus 2 and 1 Haas Jr. 2 and 1 Burke 5 and 3 Hawkins 6 and 5 Wall 5 and 4 Hebert 2 and 1 Riegel 1-up Lyons 3 and 2 Lepre 1-up (21) Johnson 2 and 1 Fetchick 3 and 2 Kay 4 and 3 Furgol 5 and 4 Barber 4 and 3	Harper Jr. 1-up Burke 1-up (20) Hawkins 1-up (19) Hebert 3 and 1 Lyons 3 and 2 Johnson 4 and 2 Kay 1-up Furgol 2 and 1	Burke 3 and 2 Hawkins 4 and 3 Johnson 1-up (19) Furgol 4 and 3	Burke 4 and 2 Furgol 1-up	Burke 1-up (37)

Defending Champion Doug Ford edged Mike Dietz on the fifth extra hole in the second round by holing a 40-yard wedge pitch for a birdie-3. Ford's fortunes ended there, as he bowed to former PGA Champion Walter Burkemo, 5 and 3, in the afternoon.

Veterans Gene Sarazen and Sam Snead each won two matches in the second round, while Jim Turnesa took 20 holes in the afternoon to beat former U.S. Open winner Jack Fleck, 1-up. Snead fell in the third day

after downing Sarazen, 5 and 4, in the morning round. But, Snead's putter was his undoing in the afternoon, as he fell to Ted Kroll, 2 and 1. For the 35 holes that Kroll played, he one-putted eight times.

In the semifinals, Burke overcame a five-hole deficit to win a thrilling extra-hole match against Ed Furgol. Burke was 5-down after the 14th hole in his 36-hole match with Furgol. By winning the 15th, 16th and 18th holes, he was only down by two holes going to lunch. In the afternoon,

Burke fell back to 3-down, but won five holes in a row, starting at the 24th hole, to take the lead for the first time. Burke had a 2-up lead, only to see the match get squared with Furgol birdies at the 30th and 35th holes. At the final hole, both players made birdie, and Burke won the match with a 12-footer at the 37th hole for another birdie. In the other match, Kroll rolled past Bill Johnston, 10 and 8, in a match in which Johnston slumped to an 81 in the morning round.

Final 36 Holes	Semifinal 36 Holes	Quarterfinal 36 Holes	Fourth Round 18 Holes	Third Round 18 Holes	Second Round 18 Holes	First Round 18 Holes
Burke 3 and 2	Kroll 10 and 8	Johnston 1-up	Burkemo 5 and 3	Ford 1-up (23)	Ford 3 and 2	-----Doug Ford
			Johnston 4 and 3	Burkemo 2 and 1	Dietz 5 and 4	-----Buddy Viar
				Johnston 2 and 1	Burkemo 7 and 6	-----Mike Dietz
			Ransom 1-up (23)	Fortino 1-up	Zander 5 and 4	-----Richard Hendrickson
		Ransom 2-up	Harmon 3 and 1	Ransom 2 and 1	Hebert 3 and 1	-----Walter Burkemo
			Worsham 5 and 4	Harmon 4 and 3	Johnston 2 and 1	-----"Skip" Alexander
			Mayfield 1-up	Warsham 3 and 2	Kirkwood Jr. 1-up (19)	-----Robert Zander
			Snead 4 and 3	Kennett 5 and 4	Fortino 3 and 2	-----Sam Speer
	Kroll 2 and 1	Snead 5 and 4	Sarazen 3 and 2	Mayfield 2 and 1	Furgol 3 and 1	-----Jay Hebert
			Krak 2-up	Vines 3 and 2	Ransom 1-up	-----William Heinlein
			Kroll 3 and 2	Snead 2 and 1	Besselink 3 and 2	-----William Johnston
			Rooney 2 and 1	O'Donnell 2 and 1	Harmon 4 and 3	-----Guy Paulsen
		Kroll 1-up	Fleck 6 and 5	Toski 2 and 1	Warsham 3 and 2	-----Pete Burke
			Turnesa 1-up (20)	Turnesa 5 and 3	Kennett 5 and 4	-----Joe Kirkwood Jr.
			Turnesa 1-up (20)	Sarazen 5 and 4	Mayfield 2 and 1	-----Charles Bassler
				Lundahl 3 and 2	James Scott	-----Tony Fortino
				Kroll 2 and 1	Furgol 3 and 1	-----Marty Furgol
				Keyes 1-up (19)	Ransom 1-up	-----Milon Marusic
				Biagetti 1-up	Besselink 3 and 2	-----Steve Doctor
				Rooney 1-up (20)	Harmon 4 and 3	-----Henry Ransom
				Fleck 5 and 4	Warsham 3 and 2	-----Al Besselink
				Malia 3 and 2	Kennett 5 and 4	-----William Doll
				Turnesa 2 and 1	Mayfield 2 and 1	-----Clyde Usina
				Adkisson 2 and 1	James Guinnup	-----Claude Harmon
				Ed Oliver	Worsham 3 and 2	-----Lew Worsham
				Mike Krak	Kennett 5 and 4	-----Ed Wysowski
				Buford Widener	Mayfield 2 and 1	-----Len Kennett
				Wilbur Brandenburg	Vines 3 and 2	-----Alex Hackney
				Ted Kroll	Snead 2 and 1	-----Shelley Mayfield
				Roger Peacock	O'Donnell 2 and 1	-----James Scott
				George Keyes	Toski 2 and 1	-----Ellsworth Vines
				Wayne Otis	Turnesa 5 and 3	-----James Guinnup
				Leo Biagetti	Sarazen 5 and 4	-----Sam Snead
				Tony Holguin	Lundahl 3 and 2	-----Johnny Weitzel
				Jim Milward	Krak 3 and 2	-----Bob Veylupek
				Michael Rooney	Brandenburg 2 and 1	-----John O'Donnell
				Jack Fleck	Kroll 2 and 1	-----Bob Toski
				Fred Gromauer	Keyes 1-up (19)	-----Steve Blatnak
				Hap Malia	Biagetti 1-up	-----Bill Ezinicki
				Gordon Haberkorn	Rooney 1-up (20)	-----Mike Turnesa
				Jim Turnesa	Fleck 5 and 4	-----Gene Sarazen
				Ted Huger	Malia 3 and 2	-----Ansel Snow
				Dean Adkisson	Turnesa 2 and 1	-----Denny Champagne
				Edward Garfield	Adkisson 2 and 1	-----Dick Lundahl
				Ed Oliver	Krak 3 and 2	-----Ed Oliver
				Mike Krak	Brandenburg 2 and 1	-----Mike Krak
				Buford Widener	Kroll 2 and 1	-----Buford Widener
				Wilbur Brandenburg	Keyes 1-up (19)	-----Wilbur Brandenburg

1955 Doug Ford scored a 4-and-3 victory over Cary Middlecoff in a match that was tightly contested through the first 27 holes at Meadowbrook Country Club in Northville, Mich. Despite a morning 66 by Ford, Middlecoff battled to a 1-up lead with a 67. Ford rallied in the afternoon, squaring the match for the fourth time on the 26th hole with a birdie. He then birdied the 29th, 30th and 32nd holes to take a 3-up advantage and closed the match with a par-4 at the 33rd hole. It was a storybook week for Ford, competing in his first PGA Champi-

Champion: Doug Ford, West Haven, Conn.


Site: Meadowbrook CC, Northville, Mich.

Date: July 20-26 **Purse:** \$20,700

Par: 35-36-71 **Field:** 134

Road to the Finals

Doug Ford beat	Round	Cary Middlecoff beat
George Fazio, 2 and 1	1st Round	Walter Burkemo, 2 and 1
Ted Kroll, 2 and 1	2nd Round	Bill Nary, 3 and 2
Wally Ulrich, 12 and 10	3rd Round	Mike Pavella, 8 and 6
Fred Hawkins, 5 and 4	Quarterfinals	Jack Burke Jr., 1-up (40)
Shelly Mayfield, 4 and 3	Semifinals	Tommy Bolt, 4 and 3



Qual. Score	First Round 18 Holes	Second Round 18 Holes	Third Round 36 Holes	Quarterfinal 36 Holes	Semifinal 36 Holes	Final 36 Holes
144 Brien Charter	Charter 2 and 1		Charter 1-up			
147 Jimmy Johnson	Hebert 2 and 1			Fairfield 2 and 1		
141 Jerry Barber						
145 Lionel Hebert						
142 Don Fairfield	Fairfield 3 and 1		Fairfield 1-up (23)		Mayfield 3 and 2	
146 Walter Romans						
138 Pete Cooper	Ghezzi 4 and 3					
145 Vic Ghezzi						
143 Gene Sarazen	Sarazen 6 and 4		Mayfield 4 and 3			
147 Clarence Daser	Mayfield 6 and 5			Mayfield 1-up		
140 Shelley Mayfield						
145 Ted Neist	Harmon 5 and 4		Harmon 2 and 1			Ford 4 and 3
142 Claude Harmon	Briggs 1-up					
146 Mike Turnesa						
137 Ernie Ball	Salerno 2 and 1		Furgol 1-up (20)	Hawkins 6 and 5		
144 Eldon Briggs						
143 Gus Salerno	Furgol 1-up (20)					
147 Gunnard Johnson	Hawkins 3 and 2		Hawkins 2-up		Ford 5 and 4	
140 Ed Furgol	Haas Jr. 3 and 2					
145 Jimmy Gauntt						
142 Fred Hawkins	Wagner 1-up		Ulrich 2-up			
146 Eddie Joseph	Ulrich 1-up (19)			Ford 12 and 10		
137 Skee Riegel	Kroll 3 and 2		Ford 2 and 1			
145 Fred Haas Jr.						
142 Mike Dietz	Harbert 3 and 1		Palmer 1-up			
147 Leonard Wagner	Palmer 5 and 4			Worsham 6 and 5		
139 Wally Ulrich						
145 Dutch Harrison	Worsham 2 and 1		Worsham 2 and 1			
141 Ted Kroll	Hill 2 and 1					
146 Buck White						
135 Doug Ford	Snead 2 and 1		Bolt 3 and 2		Bolt 8 and 7	
144 George Fazio						
139 Chick Harbert	Harbert 3 and 1					
144 Eric Monti	Palmer 5 and 4					
141 Johnny Palmer						
146 Roy Wallin	Worsham 2 and 1		Worsham 2 and 1			
139 Lew Worsham	Hill 2 and 1					
145 Dick Lundahl						
142 Jackson Bradley	Snead 2 and 1		Bolt 3 and 2			
146 Ray Hill						
137 Sam Snead	Fleck 4 and 2		Fleck 2 and 1			
144 Albert Feminelli						
142 Tommy Bolt	Hebert 4 and 3					
146 Al Watrous						
140 Jack Fleck	Middlecoff 2 and 1		Middlecoff 3 and 2			
145 Joe Zarhardt						
143 Jay Hebert	Nary 2 and 1			Middlecoff 8 and 6		
147 Alex Redl						
137 Cary Middlecoff	Browning 3 and 2		Pavella 4 and 3			
144 Walter Burkemo						
142 Bill Nary	Pavella 3 and 2					
146 Darwin White						
140 Ed Oliver	Furgol 3 and 2		Furgol 1-up			
145 Jim Browning						
143 Mike Pavella	Holguin 1-up					
147 Bob Kay						
138 Marty Furgol	Burke 4 and 2		Burke 8 and 6			
145 Jack Iggoe						
142 Tony Holguin	Douglas 4 and 3					
146 Joe Greer						
140 Jack Burke						
145 Guy Paulsen						
144 Dave Douglas						
147 Herman Scharlau						

onship and becoming the first player to win under that scenario since Tom Creavy in 1931. He was also the fourth player in PGA Championship match-play history to win the Championship after winning medalist honors. Other players to achieve that feat were Walter Hagen (1926), Olin Dutra (1932), and Byron Nelson (1945). In 1927, Hagen shared medalist honors with Jim Turnesa.

Ford also became the last to achieve medalist-to-champion distinction, as The PGA of America eliminated the 36-hole qualifier in 1956, doubling the field to 128 participants who went straight into match play.

With Ford dominating the 36-hole qualifying round with a 135 total, there were notables who didn't make it to match play. The list included two-time PGA Champion Denny Shute (148) and past Champions Jim Turnesa (151) and Chandler Harper (152).

The Championship's first day featured the defeat of all the past Champions, including Sam Snead. Snead fell to Tommy Bolt, 3 and 2, in the afternoon, closing out the contest in spectacular fashion, holing out from a greenside bunker at the 16th hole. The defending Champion, Chick Harbert, who beat Eric Monti, 3 and 1, in the morning match, was forced out in the afternoon, 1-up, by Johnny Palmer, who had been a finalist with Snead in 1949. Walter Burkemo fell to Middlecoff, 2 and 1; while Gene Sarazen was routed, 6 and 4, by Shelley Mayfield in the afternoon. Vic Ghezzi lost in the afternoon, 1-up, to Don Fairfield.

The highlight early-round match belonged to Middlecoff, who rallied to beat week-long roommate Jack Burke Jr., 1-up, in 40 holes. Middlecoff bounced back from a five-hole deficit in the morning round, and birdied the 35th and 36th holes to send the match into extra holes. Middlecoff ended things with a par on the 40th hole.

1954 Chick Harbert, who was a runner-up in 1947 and 1952, avenged those disappointments by defeating defending Champion Walter Burkemo, 4 and 3, at Keller Golf Club in St. Paul, Minn. Burkemo began the match strong, winning three of the first four holes in his bid to become the first repeat PGA Champion since Denny Shute in 1936-37.

However, Harbert played the next 29 holes in 8-under par, surrendering only one hole to Burkemo. Harbert took control of the contest with wedge shots landing within

Champion: Chick Harbert, Northville, Mich.

Site: Keller GC, St. Paul, Minn.

Date: July 21-27


Purse: \$20,700

Par: 36-35 - 71

Field: 134

Road to the Finals

Chick Harbert beat	Round	Walter Burkemo beat
Mike Krak, 5 and 3	1st Round	Dave Douglas, 4 and 2
John O'Donnell, 3 and 1	2nd Round	Claude Harmon, 2 and 1
Ed Oliver, 3 and 1	3rd Round	Johnny Revolta, 4 and 3
Jerry Barber, 1-up	Quarterfinals	Roberto De Vincenzo, 8 and 6
Tommy Bolt, 1-up	Semifinals	Cary Middlecoff, 3 and 1



Qual. Score	First Round 18 Holes	Second Round 18 Holes	Third Round 36 Holes	Quarterfinal 36 Holes	Semifinal 36 Holes	Final 36 Holes
144 Tommy Bolt						
147 Mike Turnesa		Bolt 2 and 1				
142 Bob Kay			Bolt 2 and 1			
146 Arthur Doering		Doering 1-up		Bolt 2 and 1		
143 Pat Circelli		Browning 2 and 1				
147 Jim Browning			Browning 1-up			
140 Ed Furgol		Furgol 3 and 2			Bolt 1-up (39)	
145 Johnny Weitzel						
144 Jim Milward		Milward 2 and 1				
147 Mike Homa			Snead 4 and 3			
141 Tony Holguin		Snead 1-up		Snead 7 and 6		
146 Sam Snead		Palmer 3 and 2	Harrison 4 and 3			
142 Johnny Palmer						Harbert 1-up
146 Labron Harris		Harrison 1-up				
137 Jack Burke						
145 Dutch Harrison						
144 Joe Greer		Trombley 3 and 2	Bassler 5 and 4			
147 Bill Trombley						
141 Toney Penna		Bassler 3 and 1		Barber 1-up (38)		
146 Charles Bassler		Barber 2 and 1	Barber 1-up (19)			
142 Jerry Barber						
146 Bob Gajda		Haas Jr. 1-up (19)			Harbert 1-up	
139 Fred Haas Jr.						
145 Lou Barbaro		Harbert 5 and 3	Harbert 3 and 1			
143 Chick Harbert		O'Donnell 3 and 2		Harbert 3 and 1		
147 Mike Krak						
141 Phil Friel		Nary 3 and 1	Oliver 1-up			
146 John O'Donnell						
142 Clarence Doser		Oliver 4 and 3				
146 Bill Nary						
136 Ed Oliver						
145 Jackson Bradley		Burkemo 4 and 2	Burkemo 2 and 1	Burkemo 4 and 3		
141 Walter Burkemo						
144 Dave Douglas		Harmon 6 and 5				
142 Claude Harmon						
146 Eric Monti		Revolta 3 and 2	Revolta 5 and 4		Burkemo 5 and 4	
140 Johnny Revolta		Lyons 1-up				
146 Ellsworth Vines						
143 Jimmy Clark		De Vincenzo 5 and 4	De Vincenzo 4 and 3	De Vincenzo 8 and 6		
147 Toby Lyons						
139 Roberto De Vincenzo		Ransom 2 and 1				
145 Gene Webb		Marti 4 and 3	Marti 2-up			
142 Henry Ransom						
146 Herman Keiser		Williams Jr. 3 and 2				
141 Marty Furgol						
146 Elroy Marti		Middlecoff 1-up	Middlecoff 2 and 1	Middlecoff 5 and 4		
144 Frank Commisso						
147 Henry Williams Jr.		Toski 5 and 4				
137 Cary Middlecoff						
145 Joe Brown		Kroll 3 and 2	Kroll 1-up (24)			
142 Bob Toski						
146 Jim Turnesa		Evans 2 and 1				
141 Ted Kroll						
146 Leonard Wagner		Mayfield 4 and 3	Mayfield 5 and 4			
144 Orville White						
147 Max Evans		Ulrich 2 and 1				
139 Shelley Mayfield						
145 Jimmy Hines		Smith 5 and 4	Smith 3 and 2			
143 Wally Ulrich						
147 Pat Abbott		Isaacs 3 and 2				
142 James Scott						
146 Horton Smith						
144 Milton Marusic						
147 Jack Isaacs						

inches at the 19th and 20th holes, to build a 3-up lead. Burkemo had opportunities to trim the lead, but could not make a series of critical putts.

To reach the final, Harbert needed to drop a 15-foot birdie putt on the 18th green in his semifinal against Tommy Bolt for a 1-up decision.

The Championship's early-round matches included a first-round 5-and-4 morning victory by Bob Toski over past Champion Jim Turnesa. Burkemo defeated Dave Douglas, 4 and 2, and then Claude Harmon, 2 and 1. Burkemo had beaten both men in 1953 en route to his victory. One of the best matches of the day saw Jack Burke Jr. shoot a 67, before losing 1-down to Dutch Harrison, who turned in a 66. Harrison cruised through the afternoon by beating Johnny Palmer, 4 and 3.

Three-time PGA Champion Sam Snead was toppled, 1-up, by Tommy Bolt, in the premier match of the quarterfinals, needing 39 holes for a decision. In another quarterfinal, Harbert beat Jerry Barber, 1-up. After leading by one at the 27th hole, Harbert took the 29th when Barber made bogey, but gave it back on the next hole. He won the 31st with a par to go 2-up, bogeyed the 33rd hole, yet held on for the victory.

Burkemo halted the bid of Roberto De Vincenzo, the first foreign challenger ever to advance to the quarterfinals, by 5 and 4. With a morning round of 69 to De Vincenzo's 74, Burkemo went to lunch 5-up, which proved to be too big a lead for De Vincenzo to overcome.

In the semifinals, Burkemo moved to the finals for the third time in four years with an overtime 1-up win over Middlecoff. The match was even after the morning round when both players shot 69, but in the afternoon, Burkemo played the front nine in 31 and took a 3-up lead to the back nine. Middlecoff fought back to win the 29th hole with a par, which Burkemo took back with a Middlecoff bogey at the 30th hole. Over the next three holes, Middlecoff made three successive 3s, and was just 1-down going into the 35th hole. Burkemo missed a six-footer at the 35th and at 18 conceded a four-foot birdie to Middlecoff sending the contest into extra holes. Burkemo closed out Middlecoff at the 37th hole, nearly holing his second shot, while Middlecoff missed a six-foot birdie putt.

1953

More than 10,000 people turned out at Birmingham (Mich.)

Country Club, to watch local hero Walter Burkemo post his lone major championship with a 2-and-1 decision over Felice Torza. In the morning round, Burkemo went out in 1-over-par 72, but still held a 1-up lead. Burkemo came out strong in the afternoon with two birdies and a par to increase his lead to 2-up. Torza trimmed the deficit to one hole after the 29th, when Burkemo bogeyed, but gave it back at the 31st hole.

Champion: Walter Burkemo, Birmingham, Mich.

Site: Birmingham (Mich.) CC

Date: July 1-7

Purse: \$20,700

Par: 36-35 - 71

Field: 136

Road to the Finals

Walter Burkemo beat	Round	Felice Torza beat
Lou Barbaro, 7 and 5	1st Round	Gene Sarazen, 2 and 1
Mike Turnesa, 3 and 1	2nd Round	Jim Turnesa, 4 and 3
Pete Cooper, 6 and 5	3rd Round	Wally Ulrich, 1-up (38)
Dave Douglas, 2-up	Quarterfinals	Jimmy Clark, 1-up
Claude Harmon, 1-up	Semifinals	Jack Isaacs, 1-up (39)



Qual. Score	First Round 18 Holes	Second Round 18 Holes	Third Round 36 Holes	Quarterfinal 36 Holes	Semifinal 36 Holes	Final 36 Holes
140 Jim Turnesa		Turnesa 6 and 4				
146 Max Evans			Torza 4 and 3			
142 Felice Torza		Torza 2 and 1		Torza 1-up (38)		
147 Gene Sarazen						
141 Jack Fleck		Ulrich 3 and 2	Ulrich 2 and 1		Torza 1-up	
146 Wally Ulrich						
144 Jack Shields		White 2-up				
148 Buck White						
139 Vic Ghezzi		Clark 2 and 1	Clark 5 and 4			
146 Jimmy Clark						
143 Jerry Barber		Middlecoff 2 and 1		Clark 4 and 3		
148 Cary Middlecoff						
142 Charles Bassler		Bassler 2-up	Williams Jr. 3 and 1			
147 Clarence Doser						
145 Ed Oliver		Williams Jr. 1-up (20)				
149 Henry Williams Jr.						Torza 1-up (39)
137 Chandler Harper		Isaacs 4 and 3	Isaacs 1-up			
146 Jack Isaacs						
143 Fred Haas Jr.		Haas Jr. 1-up (20)		Isaacs 5 and 4		
147 Toby Lyons						
141 Marty Furgol		Furgol 5 and 3	Harris 1-up			
146 Milton Marusic						
144 Labron Harris		Harris 1-up (19)			Isaacs 1-up	
148 Eddie Joseph						
140 Jimmy Hines		Smith 2 and 1	Smith 3 and 2			
146 Al Smith						
144 Iverson Martin		Martin 6 and 5		Ransom 1-up		
148 Stan Dudas						
142 Bob Toski		Toski 2 and 1	Ransom 3 and 2			
147 Fred Baker						
145 Henry Ransom		Ransom 3 and 2				
149 Milton Lichardus						
149 Tommy Bolt		Bolt 3 and 2	Bradley 1-up			
145 Virgil Shreeve						
142 Ellsworth Vines		Bradley 1-up		Douglas 1-up (37)		
147 Jackson Bradley						
144 Lew Worsham		Douglas 1-up (20)	Douglas 1-up (19)		Burkemo 2-up	
148 Dave Douglas						
140 Sam Snead		Snead 6 and 5				
146 Bennie Adams						
144 Mike Turnesa		Turnesa 4 and 2	Burkemo 3 and 1	Burkemo 3 and 2		
148 Eric Monti						
142 Walter Burkemo		Burkemo 7 and 5				
147 Lou Barbaro						
143 Rod Munday		Dodson 3 and 1	Cooper 6 and 5			
147 Leonard Dodson						
138 Pete Cooper		Cooper 3 and 2				
146 Chick Harbert						
145 Chuck Klein		Nary 5 and 4	Nary 1-up			Burkemo 1-up
149 Bill Nary						
142 Dutch Harrison		Harrison 3 and 2		Nary 6 and 5		
147 Charles Harter						
143 George Fazio		Plemmons 1-up (22)	Browning 3 and 1			
148 Broyles Plemmons						
140 Jim Browning		Browning 2 and 1				
146 Elroy Marti						
144 Ed Furgol		Furgol 1-up (20)	Furgol 3 and 2		Harmon 6 and 5	
148 Johnny Weitzel						
141 Jim Ferrier		Ferrier 1-up		Harmon 5 and 3		
146 Al Watrous						
143 Claude Harmon		Harmon 4 and 2	Harmon 4 and 2			
147 Ted Kroll						
146 Jack Grout		Grout 2 and 1				
134 Johnny Palmer						

Burkemo made bogeys at the 32nd and 34th to allow Torza get within two holes, but closed the match with a par at the 35th hole.

Golf World nicknamed the first day of play "Black Friday" with the upset defeats of Gene Sarazen to Torza, 2 and 1; Jack Fleck to Wally Ulrich, 3 and 2; Vic Ghezzi by Jimmy Clark, 2 and 1; Ed Oliver falling in overtime to Henry Williams, 1-up, 20 holes; Jack Isaacs downing Chandler Harper, 4 and 3; Lew Worsham losing to Dave Douglas, 1-up, on the 20th hole; Pete Cooper beating 1952 runner-up Chick Harbert, 3 and 2; Broyles Plemmons going to the 22nd hole to beat George Fazio, 1-up; and medalist Johnny Palmer being beaten by Jack Grout, 2 and 1.

In the afternoon, defending PGA Champion Jim Turnesa lost to Torza, 4 and 3; Cary Middlecoff was trounced by Clark, 5 and 4; Fred Haas was nipped by Isaacs, 1-up; and Tommy Bolt was beaten by Jackson Bradley, 1-up. Former Champion Sam Snead was beaten in 19 holes by Dave Douglas in the second round.

1952 Jim Turnesa finally settled a 26-year-old family major championship jinx by beating Chick Harbert on the final green at Big Spring Country Club in Louisville for a 1-up victory. Turnesa was a member of a family with seven golfing brothers. His younger brother, Willie, the only one to remain an amateur, gained attention by winning the U.S. and British Amateurs. But for the other brothers who turned professional, the only tournament success they gained was that of being run-

Champion: Jim Turnesa, Blair Cliff, N.Y.

Site: Big Spring CC, Louisville, Ky.

Date: June 18-25


Purse: \$17,700

Par: 36-36-72

Field: 128

Road to the Finals

Jim Turnesa beat	Round	Chick Harbert beat
Bob Toski, 4 and 2	1st Round	Denny Shute, 5 and 4
Chandler Harper, 4 and 2	2nd Round	Leonard Schmutte, 3 and 2
Roberto De Vincenzo, 1-up	3rd Round	Henry Williams, 6 and 5
Clarence Doser, 2 and 1	Quarterfinals	Fred Haas, 2 and 1
Ted Kroll, 4 and 2	Semifinals	Bob Hamilton, 2 and 1



Qual. Score	First Round 18 Holes	Second Round 18 Holes	Third Round 36 Holes	Quarterfinal 36 Holes	Semifinal 36 Holes	Final 36 Holes
143 Jim Ferrier						
147 Leonard Dodson		Ferrier 1-up (19)	Honsberger 1-up			
140 Ray Honsberger		Honsberger 1-up		Kroll 2 and 1		
146 Tom Blaskovich						
142 Ted Kroll		Kroll 1-up	Kroll 2-up		Kroll 1-up (38)	
147 Lawson Little						
139 Lloyd Mangrum		Mangrum 4 and 3				
145 Frank Newell						
143 Charles Harter		Harter 2 and 1	Middlecoff 3 and 2			
147 William Heinlein				Middlecoff 4 and 2		
139 Cary Middlecoff		Middlecoff 5 and 4				
145 Joe Taylor						
141 Al Smith		Smith 4 and 2	Smith 1-up (19)			
146 Frank Commisso						
138 Fred Gromauer		Harris 3 and 1				
144 Labron Harris						
143 Jim Turnesa		Turnesa 4 and 2	Turnesa 3 and 1	Turnesa 5 and 4		Turnesa 4 and 2
147 Bob Toski						
140 Chandler Harper		Harper 6 and 5				
145 Charles Lepre						
141 Jack Burke		Burke 1-up	De Vincenzo 1-up			
146 Jimmy Walkup						
138 Roberto De Vincenzo		De Vincenzo 1-up			Turnesa 2 and 1	
144 Eric Monti						
143 Clarence Doser		Doser 4 and 3	Doser 3 and 2	Doser 1-up		
147 James Alcroft						
139 Bob Gajda		Gajda 2 and 1				
145 Ed Furgol						
141 Jack Isaacs		Isaacs 3 and 2	Isaacs 3 and 2			
146 Pat Abbott						
136 Dutch Harrison		Furgol 2-up				
143 Marty Furgol						
144 Sam Snead		Worsham 1-up (19)	Haas Jr. 1-up	Haas Jr. 1-up (38)		
143 Lew Worsham						
141 Fred Haas Jr.		Haas Jr. 2 and 1				
146 Henry Ransom						
139 Milon Marusic		Marusic 5 and 4	Marusic by default			
145 Eddie Joseph						
142 Mike Pavella		Eaton 2 and 1				
147 Zell Eaton						
138 Henry Williams Jr.		Williams Jr. 5 and 4	Williams Jr. 1-up		Harbert 2 and 1	
144 Jim Gantz						
141 Roy Wallin		Jones 5 and 4		Harbert 6 and 5		
146 Jack Jones						
140 Chick Harbert		Harbert 5 and 4	Harbert 3 and 2			
145 Denny Shute						
143 Bob Carmen		Schmutte 2-up				
147 Leonard Schmutte						
137 Harry Todd		Champ 3 and 1	Champ 2 and 1	Champ 3 and 1		Harbert 2 and 1
143 Frank Champ						
141 Otto Greiner		Trish 3 and 2				
146 John Trish						
139 Dave Douglas		Douglas 2 and 1	Burkemo 1-up			
145 Johnny Palmer						
143 Iverson Martin		Burkemo 1-up				
147 Walter Burkemo						
139 Claude Harmon		Ghezzi 1-up (19)	Ghezzi 5 and 3	Hamilton 9 and 8	Hamilton 2 and 1	
144 Vic Ghezzi						
142 Horton Smith		Carpenter 2 and 1				
146 Mel Carpenter						
140 Bob Hamilton		Hamilton 4 and 3	Hamilton 3 and 1			
145 Jackson Bradley						
143 Sam Bernardi		Bernardi 1-up				
147 Mike Turnesa						

ners-up. In 1926, Joe Turnesa was runner-up to Bobby Jones in the U.S. Open, and in 1927, lost in the finals of the PGA Championship to Walter Hagen. Jim Turnesa lost the 1942 PGA Championship to Sam Snead in the finals, and brother Mike lost the 1940 PGA Championship to Ben Hogan.

In 1948 and 1949, Jim finished third in the U.S. Open.

Jim Turnesa won the 34th PGA Championship in dramatic fashion. At the end of the morning round he was 3-down. He shot a 34 on the front side of the afternoon round, then picked up two holes and squared the match for the first time since the seventh hole with a birdie at the 32nd hole. The contest remained square until the final hole, when Harbert hooked his drive under an evergreen tree and made bogey, while Turnesa parred the hole for the victory. It was the eighth and final contest in PGA Championship match-play history to end on the final green. Of those eight, it was only the second time that a match was actually won by the results of the final hole.

In the first day of play, most of the favorites were eliminated, with Sam Snead making an early exit by losing 1-up to Lew Worsham. Snead had a 1-up lead after the 16th hole, but Worsham birdied the 17th to square the match, halved the final hole and then beat Snead on the 19th hole with a birdie. Snead had no excuse for his loss, but a muscle strain under his right arm had been causing him a considerable amount of pain just before the Championship, almost causing him to withdraw.

The semifinals were witnessed by 6,000 people who braved 100-degree heat to see Chick Harbert beat Bob Hamilton, 2 and 1, and Jim Turnesa turn back Ted Kroll, 4 and 2.

1951

Sam Snead put on a brilliant exhibition at rugged Oakmont Country Club, capturing his third and final PGA Championship with a 7-and-6 domination of Walter Burkemo.

Snead won five of the first six holes, starting with an eagle, two birdies and three pars. Though Burkemo trailed by three holes at the lunch break, it was too large of a deficit to overcome. Snead started fast again in the afternoon with birdies on the 19th and 22nd holes, building a 5-hole ad-

Champion: Sam Snead, Hot Springs, Va.

Site: Oakmont CC, Oakmont, Pa.

Date: June 27-July 3


Purse: \$17,700

Par: 37-35-72

Field: 140

Road to the Finals

Sam Snead beat	Round	Walter Burkemo beat
Fred Haas, 1-up	1st Round	Toby Lyons, 1-up (20)
Marty Furgol, 1-up (21)	2nd Round	Chick Harbert, 1-up (19)
Lloyd Mangrum, 3 and 2	3rd Round	Dick Shoemaker, 2 and 1
Jack Burke Jr., 2 and 1	Quarterfinals	Reggie Myles, 1-up
Charles Bassler, 9 and 8	Semifinals	Ellsworth Vines, 1-up (37)



Qual. Score	First Round 18 Holes	Second Round 18 Holes	Third Round 36 Holes	Quarterfinal 36 Holes	Semifinal 36 Holes	Final 36 Holes
149 Jim Turnesa	-----	Turnesa 1-up (23)				
144 Chandler Harper	-----		Bassler			
148 Charles Bassler	-----	Bassler 1-up	5 and 4	Bassler 1-up (37)		
151 Ed Furgol	-----					
144 Ed Oliver	-----	Oliver 5 and 4				
150 Herman Keiser	-----		Bolesta			
148 George Bolesta	-----	Bolesta 2 and 1	2 and 1			
153 Willie Goggin	-----					
143 Lew Worsham	-----	Worsham 4 and 3				
150 Harold Williams	-----		Brosch			
148 Al Brosch	-----	Brosch 1-up	5 and 4	Brosch 6 and 5		
152 Frank Kiraly	-----					
151 Toney Penna	-----	Penna 4 and 2				
145 George Fazio	-----		Harden			
149 Jack Harden	-----	Harden 3 and 2	5 and 3			
153 Sherman Elworthy	-----					
142 Lloyd Mangrum	-----	Mangrum 4 and 3				
150 Henry Ransom	-----		Mangrum			
151 Buck White	-----	White 2 and 1	2 and 1	Snead 3 and 2		
147 Dave Douglas	-----					
145 Sam Snead	-----	Snead 1-up				
150 Fred Haas Jr.	-----		Snead			
148 Marty Furgol	-----	Furgol 2 and 1	1-up (21)			
153 Harold Oatman	-----					
150 Jack Burke	-----	Burke 1-up (21)				
143 Chuck Klein	-----		Burke			
148 Gene Sarazen	-----	Sarazen 2 and 1	5 and 3	Burke 4 and 3		
152 Charles Harter	-----					
146 Ray Gafford	-----	Gafford 1-up (19)				
151 Ted Kroll	-----		Kunes			
153 Gene Kunes	-----	Kunes 4 and 2	2 and 1			
149 Henry Williams Jr.	-----					
149 Dick Shoemaker	-----	Shoemaker 3 and 1				
142 Claude Harmon	-----		Shoemaker			
147 Lawson Little	-----	Little 3 and 2	2 and 1	Burkemo 2 and 1		
151 Johnny Weitzel	-----					
145 Chick Harbert	-----	Harbert 1-up (22)				
150 Clayton Heafner	-----		Burkemo			
148 Walter Burkemo	-----	Burkemo 1-up (20)	1-up (19)			
153 Toby Lyons	-----					
143 Vic Ghezzi	-----	Ghezzi 3 and 2				
150 Eddie Burke	-----		Ghezzi			
148 Rod Munday	-----	Munday 5 and 3	4 and 3			
152 Bob Toski	-----					
151 Mike Pavella	-----	Pavella 2 and 1				
146 Johnny Palmer	-----		Myles			
153 Reggie Myles	-----	Myles 1-up (20)	1-up (20)			
149 Andy Gaspar	-----					
149 Denny Shute	-----	Shute 3 and 2				
142 Pete Cooper	-----		Bradley			
146 Jackson Bradley	-----	Bradley 4 and 3	2 and 1			
151 Bobby Cruickshank	-----					
151 Henry Picard	-----	Picard 4 and 2				
145 Frank Commisso	-----		Vines			
148 Ellsworth Vines	-----	Vines 3 and 2	1-up			
153 Phil Friel	-----					
143 Jim Ferrier	-----	Ferrier 3 and 2				
150 Sam Bernardi	-----		Ferrier			
152 Milon Marusic	-----	Marusic 2 and 1	3 and 2			
148 Ray Hill	-----					
151 Bob Hamilton	-----	Hamilton 1-up				
146 Max Evans	-----		Bulla			
149 Johnny Bulla	-----		5 and 3			
154 Walter Ambo	-----	Bulla 5 and 4				

Snead
7 and 6

vantage. The match came to an end at the 30th hole. Snead's secret in winning was his play on the front side, where he was 24-under par. He played the 202 holes of the Championship in 21-under par. Snead's victory also marked the end of an era in which nine of the 18 PGA Champions won the Championship more than once. In the course of the next 19 years, until Jack Nicklaus broke the streak in 1971, 19 different winners would be crowned PGA Champion.

Snead's march to the final featured narrow victories over Fred Haas (a birdie on the 18th hole) for a 1-up decision; and a 21-hole duel to get past Marty Furgol, who lodged a protest that Snead had cleaned his ball on the 14th green without replacing his ball with a mark. The match continued through the 18th all square, before officials ruled that Snead had not broken any rules, and had in fact blown at his ball to dislodge an insect.

Snead waited 30 minutes on the tee, with Furgol in the clubhouse with the committee. The protest was withdrawn, and Snead birdied the 21st hole to win the match.

From there, Snead downed Lloyd Mangrum, 3 and 2, and defeated Jack Burke Jr., 2 and 1, making him the only player in the quarterfinals to break par.

Burkemo, meanwhile, reached the finals after four 1-up decisions, including a 19-hole duel in the second round to defeat Chick Harbert, a 1-up conquest of Reggie Myles in the quarterfinals and a 37-hole semifinal battle to edge Ellsworth Vines.

Burkemo won the final three holes to defeat Vines. With Vines 2-up with just two holes left, Burkemo birdied the 35th, and won the 36th when Vines missed a seven-footer for par. Burkemo made his par putt from four feet. At the extra hole, Vines was short of the green in two, while Burkemo hit the green and was 30 feet away for eagle. Vines chipped up to within 10 feet, missed his putt and Burkemo two-putted for victory.

1950 Chandler Harper of Portsmouth, Va., defeated Henry Williams Jr., 4 and 3, to win the 32nd PGA Championship at Scioto Country Club in Columbus, Ohio. Despite shooting a 75 in the morning round, Harper was 3-up as Williams shot a 79. Going into the final nine, Williams was still 3-down, and a bogey at the 30th hole all but sealed the contest. Harper won the match on the 33rd hole, to become the second Virginian in a row to win the PGA Championship.

Champion: Chandler Harper, Portsmouth, Va.

Site: Scioto CC, Columbus, Ohio

Date: June 21-27

Purse: \$17,700

Par: 36-36-72

Field: 128

Road to the Finals

Chandler Harper beat	Round	Henry Williams beat
Fred Annon, 5 and 3	1st Round	Bill Heinlein, 5 and 3
Dick Metz, 1-up	2nd Round	Emery Thomas, 6 and 5
Bob Toski, 2 and 1	3rd Round	Claude Harmon, 1-up (38)
Lloyd Mangrum, 1-up	Quarterfinals	Dave Douglas, 1-up
Jimmy Demaret, 2 and 1	Semifinals	Henry Picard, 1-up (38)



Qual. Score	First Round 18 Holes	Second Round 18 Holes	Third Round 36 Holes	Quarterfinal 36 Holes	Semifinal 36 Holes	Final 36 Holes
140 Sam Snead		Snead 1-up				
149 Sam Byrd		Burke 2 and 1	Burke 1-up			
147 Eddie Burke				Gafford 4 and 3		
150 Pete Lamb		Schmutte 1-up				
145 Jack Ryan			Gafford 1-up			
149 Leonard Schmutte		Gafford 4 and 2			Demaret 5 and 4	
147 Ray Gafford						
151 Dale Andreason		Shute 1-up	Shute 4 and 3			
145 Denny Shute		Vines 5 and 3		Demaret 4 and 3		
149 Augie Nordone						
147 Ellsworth Vines		Munday 1-up	Demaret 5 and 3			
151 Bob Tucker		Demaret 1-up				
146 Joe Zarhardt						Harper 2 and 1
150 Rod Munday		Mangrum 4 and 3	Mangrum 1-up			
148 Jimmy Demaret		Alexander 4 and 3		Mangrum 6 and 5		
153 Charley Farlow						
144 Lloyd Mangrum		Harbert 6 and 5	Harbert 5 and 3			
149 Pete Cooper		Williams 3 and 2			Harper 1-up	
147 Skip Alexander						
151 George Buck		Toski 2 and 1	Toski 1-up			
145 Chick Harbert		Fazio 4 and 3		Harper 2 and 1		
150 Herman Scharlau		Metz 2 and 1	Harper 1-up			
148 Toney Penna						
152 Harold Williams		Harper 5 and 3				
145 Al Smith						
152 Bob Toski		Brosch 2 and 1				
147 George Fazio			Harmon 2 and 1			
151 Frank Staszowski		Harmon 2 and 1		Williams Jr. 1-up (38)		
146 Dick Metz		Williams Jr. 5 and 3	Williams Jr. 6 and 5			
150 Vic Ghezzi		Thomas 2 and 1			Williams Jr. 1-up	
148 Chandler Harper						
153 Fred Annon		Ferrier 3 and 2	Reed 5 and 4			
142 Al Brosch				Douglas 3 and 2		
149 Charles Sheppard		Reed 2-up				
147 Paul Runyan		Douglas 3 and 1	Douglas 5 and 4			
150 Claude Harmon		Hines 1-up				
145 Henry Williams Jr.		Shafer 1-up	Bradley 4 and 3			
149 William Heinlein		Bradley 1-up		Picard 1-up		
148 Emery Thomas						
152 Ernie Ball		Picard 1-up (20)	Picard 4 and 2			
145 Jim Ferrier		Doser 2-up				
149 Frank Commisso						
147 Gene Kunes		Worsham 2 and 1	Palmer 4 and 2			
151 Elmer Reed						
146 Marty Furgol		Palmer 4 and 3				
150 Dave Douglas						
148 Jimmy Hines		Watrous 1-up	Kroll 2 and 1			
153 Harold Whittington						
144 Charles Bassler						
149 George Shafer						
147 Leland Gibson						
151 Jackson Bradley						
146 Bob Hamilton						
150 Henry Picard						
148 Sam Bernardi						
152 Clarence Doser						
145 Lew Worsham						
149 Jerry Gianferante						
147 Johnny Palmer						
151 Joe Taylor						
146 Al Watrous						
150 Jock Hutchison Jr.						
149 Ted Kroll						
153 Ray Hill						

Harper
4 and 3

In the semifinals, Williams Jr. beat Henry Picard, 1-up, on the 38th hole in one of the greatest comebacks in the history of the PGA Championship. Williams found himself 6-down with just eight holes left in the match. He won the 29th hole when Picard made a bogey and took the 30th with a birdie. Williams halved the 31st, after missing a five-footer for birdie, but made a 20-footer for birdie at the 32nd to be only 3-down.

Williams won the 33rd with a par and then captured the 34th with another 20-footer for birdie. When Picard bogeyed the 35th hole, the match was square. Both players made birdies at the final hole to send the match into overtime. Both made pars at the 37th hole, with Williams having to make a five-footer. At the next hole, Picard three-putted for a bogey, missing one from 20 inches to give the match to Williams. In the other match, Harper surprised all by upsetting Jimmy Demaret, 2 and 1.

In a stunning second-round upset, Sam Snead's hopes of repeating ended after he was defeated by Eddie Burke, 1-up.

1949 Native Virginian Sam Snead won his second PGA Championship, defeating Johnny Palmer, 3 and 2, and delighting a partisan gallery at Hermitage Country Club in Richmond. Snead was 2-down after the front side, but he regained the two holes on the back side to finish the round square. Despite losing the 27th hole with a bogey, Snead went to the final nine 2-up. Palmer's chance for a comeback got slimmer when both birdied the 28th hole.

Champion: Sam Snead, Hot Springs, Va.
Site: Hermitage CC, Richmond, Va.
Date: May 25-31 **Par:** 36-35-71 **Purse:** \$17,700

Road to the Finals

Sam Snead beat	Round	Johnny Palmer beat
Jack Burke, 3 and 2	1st Round	Mike Turnesa, 1-up (20)
Henry Ransom, 3 and 1	2nd Round	Clay Gaddie, 8 and 6
Dave Douglas, 1-up	3rd Round	Lew Worsham, 2 and 1
Jimmy Demaret, 4 and 3	Quarterfinals	Henry Williams, 7 and 6
Jim Ferrier, 3 and 2	Semifinals	Lloyd Mangrum, 6 and 5



Qual. Score	First Round 18 Holes	Second Round 18 Holes	Third Round 36 Holes	Quarterfinal 36 Holes	Semifinal 36 Holes	Final 36 Holes
136 Ray Hill		Hill 2 and 1	Hill 3 and 2	Hill 5 and 4	Mangrum 7 and 6	
144 Ted Neist		Isaacs 1-up				
141 Jack Isaacs						
147 Lawson Little		Moore 1-up (19)	Romans 4 and 2			
140 Ed Oliver		Romans 2 and 1				
145 Frank Moore						
143 Jack Ryan		Thomson 4 and 3	Barron 2 and 1	Mangrum 4 and 3		
148 Walter Romans		Barron 3 and 2				
138 Howard Schmidt		Mangrum 6 and 5	Mangrum 3 and 2			
145 Jimmy Thomson		Hamilton 2 and 1				
142 Herman Barron		Palmer 1-up (20)	Palmer 8 and 6	Palmer 2 and 1		
147 Milon Marusic		Gaddie 1-up				
141 Lloyd Mangrum		Schneider 2-up	Worsham 5 and 4			
146 Denny Shute		Worsham 6 and 5				
144 Bob Hamilton		Williams Jr. 2 and 1	Williams Jr. 1-up	Williams Jr. 7 and 6		
148 Chandler Harper		Harden 1-up				
138 Johnny Palmer		Brosch 3 and 1	Brosch 5 and 4			
145 Mike Turnesa		Smith 6 and 4				
142 Clay Gaddie		Snead 3 and 2	Snead 3 and 1	Snead 1-up		
147 Andy Gaspar		Ransom 1-up				
140 George Schneider		Douglas 1-up	Douglas 3 and 2			
146 Frank Staszowski		DeMassey 2 and 1				
143 Lew Worsham		Fazio 1-up	Demaret 3 and 1	Demaret 5 and 3		
148 Stan Staszowski		Demaret 1-up				
140 Henry Williams Jr.		Bulla 1-up	Turnesa 1-up			
145 Gene Sarazen		Turnesa 7 and 5				
143 Jack Harden		Heafner 6 and 5	Heafner 2 and 1	Heafner 5 and 4		
148 Craig Wood		Harmon 1-up				
141 Al Brosch		Patroni 1-up	Patroni 1-up			
147 John Thoren		Johnson 3 and 2				
144 Herman Keiser		Ferrier 4 and 2	Ferrier 1-up	Ferrier 8 and 6		
149 Horton Smith		Alexander 5 and 4				
137 Sam Snead		Burke 6 and 5	Furgol 2 and 1			
145 Jack Burke		Furgol 2 and 1				
142 Henry Ransom						
147 Ray Gafford						
140 Pete Cooper						
145 Dave Douglas						
143 Mike DeMassey						
148 Matt Kowal						
139 George Fazio						
145 Ernie Ball						
143 Jimmy Demaret						
148 Harold Oatman						
141 Johnny Bulla						
146 Ellsworth Vines						
144 Jim Turnesa						
149 Al Smith						
138 Clayton Heafner						
145 Tony Manero						
142 Claude Harmon						
147 Clarence Doser						
140 Eric Monti						
146 Jack Patroni						
144 Jimmy Johnson						
148 Charles Sheppard						
140 Jim Ferrier						
145 Andy LaPola						
143 Bill Nary						
148 Skip Alexander						
141 Eddie Burke						
147 George Stuhler						
144 Marty Furgol						
149 William Heinlein						

Snead
3 and 2

Snead then proceeded to make a birdie at the 31st hole. The match ended three holes later, with Snead claiming a winner's check for \$3,500.

In the semifinals, Palmer had another easy day, routing Lloyd Mangrum, 6 and 5. In the match of the day, Snead beat Jim Ferrier, 3 and 2. Ferrier gained the advantage with a morning-round 67 to finish 2-up, but Snead started a rally when he holed his second shot from 30 yards for an eagle 2 at the 21st hole. He won three of the next six holes to finish the nine at 1-up. Ferrier squared the match with a birdie at the 28th hole, but gave it back with a bogey on the next hole. Snead then closed out the match with birdies at the 31st and 33rd holes.

After the first day of play, only two of the five former PGA Champions remained — Snead and Ferrier.

1948 Ben Hogan, bidding to win the U.S. Open and the PGA Championship in the same year, used his irons with deadly accuracy in his 7-and-6 victory over Mike Turnesa at Norwood Hills Country Club in St. Louis. Hogan's march to his second PGA Championship included posting a morning-round 66 to go 4-up. Despite a short rally from Turnesa in the afternoon, Hogan won the 28th, 29th and 30th holes to close out the match. For the week, Hogan

Champion: Ben Hogan, Hershey, Pa.
Site: Norwood Hills CC, St. Louis, Mo.
Date: May 19-25 Par: 35-36-71 Purse: \$17,700

Road to the Finals		
Ben Hogan beat	Round	Mike Turnesa beat
Jock Hutchison Jr., 1-up (37)	1st Round	Charles Shepard, 2 and 1
Johnny Palmer, 1-up	2nd Round	Zell Eaton, 1-up (21)
Gene Sarazen, 1-up	3rd Round	Al Smith, 3 and 2
Jimmy Demaret, 2 and 1	Quarterfinals	Johnny Bulla, 6 and 5
Art Bell, 2 and 1	Semifinals	Claude Harmon, 1-up (37)



Qual. Score	First Round 18 Holes	Second Round 18 Holes	Third Round 36 Holes	Quarterfinal 36 Holes	Semifinal 36 Holes	Final 36 Holes
145	Jim Ferrier -----	Ferrier 1-up (20)	Harmon 1-up	Harmon 2 and 1	Harmon 1-up (42)	
142	Dutch Harrison -----	Harmon 1-up				
148	Elroy Marti -----	Mangrum 1-up	Ransom 3 and 2			
140	Lloyd Mangrum -----	Ransom 1-up				
148	George Schneider -----					
144	Henry Ransom -----					
149	Andrew Gibson -----					
136	Sam Snead -----	Snead 6 and 5	Snead 4 and 3	Snead 5 and 3		
146	Clay Gaddie -----	Moore 7 and 6				
143	Frank Moore -----	Cooper 4 and 3	Gibson 1-up			
148	Vic Ghezzi -----	Gibson 1-up				
141	Pete Cooper -----					
148	Frank Champ -----					
145	Leland Gibson -----					
150	Pete Burke -----					
135	Toney Penna -----	Bulla 4 and 3	Bulla 4 and 3	Bulla 6 and 5		
146	Johnny Bulla -----	Farina 1-up (22)				
143	Jim Turnesa -----	Laffoon 1-up (22)	Laffoon 3 and 2			
148	Armand Farina -----	Harper 4 and 3				
140	Ky Laffoon -----					
148	Jack Ryan -----					
145	Chandler Harper -----					
149	Sam Schneider -----					
139	Bob Hamilton -----	Eaton 1-up (20)	Turnesa 1-up (21)	Turnesa 3 and 2	Turnesa 6 and 5	
147	Zell Eaton -----	Turnesa 1-up				
144	Mike Turnesa -----					
148	Charles Sheppard -----					
141	Lawson Little -----	Smith 2 and 1	Smith 4 and 3			
148	Al Smith -----	Hines 5 and 4				
145	Jimmy Hines -----					
150	J.S. Johnson -----	Alexander 4 and 3	Alexander 2-up	Harbert 11 and 10	Hogan 2 and 1	
134	Stewart Alexander -----	Brosch 6 and 5				
146	John Stapp -----	Harbert 4 and 2	Harbert 1-up (26)			
142	Al Brosch -----	Burke 1-up (19)				
148	Jules Platte -----					
140	Chick Harbert -----	Hogan 1-up (23)	Hogan 1-up	Hogan 1 up		
148	Joe Zarhardt -----	Palmer 5 and 4				
145	Augie Nordone -----					
149	Eddie Burke -----					
138	Ben Hogan -----					
147	Jock Hutchison Jr. -----					
143	Johnny Palmer -----					
148	Denny Champagne -----					
141	Gene Sarazen -----					
148	Harvey Raynor -----					
145	Jackson Bradley -----					
150	Otey Crisman -----					
136	Jimmy Demaret -----					
146	Horton Smith -----					
143	George Getchell -----					
148	Andy Gaspar -----					
140	Herman Keiser -----					
148	Ernie Ball -----					
145	Lew Worsham -----					
149	Al Watrous -----					
140	Ed Oliver -----					
147	Walter Ambo -----					
144	Joe Belfore -----					
149	Sherman Elworthy -----					
141	George Fazio -----					
148	Edmond Onoretta -----					
145	Henry Williams Jr. -----					
150	Ferdy Catropa -----					

was 35-under par for the 213 holes he played.

In the semifinals, both matches were close, with Turnesa coming from behind to beat Claude Harmon in overtime, 1-up. In the other contest, Hogan beat Jimmy Demaret, 2 and 1, in a match where both players were 10-under par. The match was even at the 33rd hole, but Demaret took three putts and then lost the next hole, when Hogan made an 18-footer for birdie. Both made pars at the next two holes, which ended the match.

In the opening round, former PGA Champion Bob Hamilton was on the losing end of a 20-hole match, as Zell Eaton won, 1-up.

Hogan
7 and 6

1947 For the first time since 1937, a final match didn't include Ben Hogan, Byron Nelson or Sam Snead, as Californian Jim Ferrier defeated Chick Harbert, 2 and 1. Ferrier's putting was key, as he took only 52 putts over the course of the 35-hole match, and finished 6-under par. For the Championship, Ferrier was 27-under par for the 243 holes he played. The Championship match was square after the morning round, but Ferrier fired a front-

Champion: Jim Ferrier, San Francisco, Calif.

Site: Plum Hollow CC, Detroit, Mich.

Date: June 18-24 **Par:** 36-36-72 **Purse:** \$17,700

Road to the Finals

Jim Ferrier beat	Round	Chick Harbert beat
Willie Goggin, 1-up (19)	1st Round	Ted Neist, 2 and 1
Herman Barron, 3 and 2	2nd Round	Clayton Heafner, 1-up (20)
Claude Harmon, 1-up (37)	3rd Round	Ed Oliver, 3 and 2
Lloyd Mangrum, 4 and 3	Quarterfinals	Leland Gibson, 2-up
Art Bell, 10 and 9	Semifinals	Vic Ghezzi, 6 and 5



Qual. Score	First Round 18 Holes	Second Round 18 Holes	Third Round 36 Holes	Quarterfinal 36 Holes	Semifinal 36 Holes	Final 36 Holes
Ben Hogan						
146 Toney Penna	Penna 3 and 1		Laffoon			
143 Ky Laffoon	Laffoon 3 and 1		1-up	Laffoon		
147 Bruce Coltart				4 and 3		
141 Sam Snead	Snead 2-up					
146 Jimmy Thomson		Sarazen				
144 Johnny Revolta	Sarazen 1-up	2 and 1			Bell	
147 Gene Sarazen					2-up	
139 Bobby Locke	Ransom 1-up		Metz			
146 Henry Ransom		Metz 1-up				
144 Dick Metz	Metz 4 and 3			Bell		
147 Henry Kaiser				1-up (37)		
143 Johnny Bulla	Bulla 2 and 1		Bell			
146 Elmer Reed		Bell 4 and 3				
145 Arthur Bell	Bell 4 and 2					Ferrier
148 Dick Govern						10 and 9
138 Claude Harmon	Harmon 1-up		Harmon			
146 Sam Byrd		5 and 3				
143 Fred Annon	Milward 1-up			Ferrier		
147 Jim Milward				1-up (37)		
142 Jim Ferrier	Ferrier 1-up (19)		Ferrier			
146 Willie Goggin		3 and 2			Ferrier	
144 Herman Barron	Barron 1-up				4 and 3	
148 Leo Fraser						
141 Chandler Harper	Harper 2 and 1		Turnesa			
146 Chick Rutan		1-up (22)				
144 Sherman Elworthy	Turnesa 2-up			Mangrum		
147 Mike Turnesa				1-up		
143 Lloyd Mangrum	Mangrum 2-up		Mangrum			
147 Harold McSpaden		4 and 3				
145 Walter Romans	Dudley 2 and 1					
148 Ed Dudley						
137 Jimmy Demaret	Martin 2 and 1		Ghezzi			
146 Earl Martin		6 and 5				
143 Herman Keiser	Ghezzi 6 and 5			Ghezzi		
147 Vic Ghezzi				4 and 3		
142 Jim Turnesa	Turnesa 1-up (20)		Turnesa			
146 Al Watrous		4 and 3			Ghezzi	
144 Walter Ambo	Ambo 3 and 1				3 and 2	
147 Mike DeMassey			Worsham			
140 Clarence Doser	Doser 1-up		5 and 4			
146 Al Smith				Worsham		
144 Lew Worsham	Worsham 4 and 3			7 and 6		
143 John Morris		Schneider 4 and 3				
143 George Schneider	Schneider 4 and 3		Myles			
147 Art Smith		1-up				
148 Reggie Myles	Myles 1-up					
148 Jack Mitchell			Harbert			
138 Clayton Heafner	Heafner 1-up (19)		1-up (20)			
146 Jack Isaacs				Harbert		
144 Chick Harbert	Harbert 2 and 1			3 and 2		
147 Ted Neist		Oliver 2 and 1				
143 Al Huske	Oliver 2 and 1		Oliver			
146 Ed Oliver		4 and 3				
144 Al Brosch	Bassler 2-up				Harbert	
148 Harry Bassler					2-up	
141 Jackson Bradley	Joseph 1-up		Joseph			
146 Eddie Joseph		1-up (19)				
144 Lloyd Watkins	Watkins 1-up			Gibson		
147 Gil Sellers				1-up (37)		
143 Dick Shoemaker	Gibson 3 and 2		Gibson			
147 Leland Gibson		3 and 2				
145 Bob Hamilton	Smith 2 and 1					
149 Jack Smith						

Ferrier
2 and 1

nine 32 and went to the final nine 3-up. Even though Harbert got one back with a birdie at the 30th hole, Ferrier's birdie at the next hole put him back at 3-up. Ferrier bogeyed the 34th hole to give one back, but when Harbert was unable to make his birdie at the 34th hole, the match came to an end.

The two semifinal matches turned into big routs as Ferrier beat Art Bell, 10 and 9, and Harbert defeated Vic Ghezzi, 6 and 5.

In the quarterfinals, the Championship favorite, Lew Worsham, was defeated by former Champion, Ghezzi, 3 and 2. Another surprise saw Jim Ferrier beat Lloyd Mangrum, 4 and 3, in a match which Ferrier controlled from the second hole.

In the first day of play, Defending PGA Champion Hogan was ousted by Toney Penna, 3 and 1. In another upset, 45-year-old Gene Sarazen got by former Champion Johnny Revolta, 1-up, and then eliminated Snead, 2 and 1.

1946 Ben Hogan claimed the first of his two PGA Championships as he defeated Ed Oliver, 6 and 4, at Portland (Ore.) Golf Club. In the morning round, Hogan had troubles with his putting and found himself 3-down, but with a 30 on the front nine of the afternoon round he took control of the match, going into the final nine 2-up. Hogan won four of the final five holes, making birdies on three of them, concluding the match on the 32nd hole with a

Champion: Ben Hogan, Hershey, Pa.		
Site: Portland GC, Portland, Ore.		
Date: Aug. 19-25 Par: 35-37-72 Purse: \$17,700		
Road to the Finals		
Ben Hogan beat	Round	Ed Oliver beat
Charles Weisner, 2 and 1	1st Round	Clay Gaddie, 2-up
Bill Heinlein, 4 and 3	2nd Round	Dick Metz, 3 and 1
Art Bell, 5 and 4	3rd Round	Chandler Harper, 5 and 4
Frank Moore, 5 and 4	Quarterfinals	Byron Nelson, 1-up
Jimmy Demaret, 10 and 9	Semifinals	Harold McSpaden, 6 and 5



Qual. Score	First Round 18 Holes	Second Round 18 Holes	Third Round 36 Holes	Quarterfinal 36 Holes	Semifinal 36 Holes	Final 36 Holes
Byron Nelson -----		Nelson 8 and 7	Nelson 3 and 2	Nelson 3 and 2	Oliver 1-up	
145 Frank Rodio -----						
143 Larry Lamberger -----		Lamberger 1-up				
147 Orville White -----						
142 Herman Barron -----		Barron 6 and 5	Barron 3 and 2			
147 Ellsworth Vines -----						
142 Herman Keiser -----		Coleman 1-up (20)				
146 Fay Coleman -----						
141 Al Zimmerman -----		Metz 2-up	Oliver 3 and 1	Oliver 5 and 4		
145 Dick Metz -----		Oliver 2-up				
143 Clay Gaddie -----						
147 Ed Oliver -----		Harper 5 and 3	Harper 2 and 1			Oliver 6 and 5
141 Chandler Harper -----						
146 Bob Gutwein -----		Thomson 3 and 2				
144 Jimmy Thomson -----						
148 Al Jamison -----		Harrison 6 and 4	Harrison 1-up	McSpaden 4 and 3		
136 Dutch Harrison -----						
145 Joe Mozel -----		Penna 4 and 3				
144 Toney Penna -----						
148 Dick Stenard -----		Hamilton 4 and 3	McSpaden 4 and 3			
141 Bob Hamilton -----						
146 Andrew Gibson -----		McSpaden 4 and 3				
143 Harold McSpaden -----						
147 Claude Harmon -----		Bassler 3 and 1	Congdon 1-up (19)	Congdon 2 and 1	McSpaden 5 and 3	
138 Chick Harbert -----						
145 Newton Bassler -----		Congdon 6 and 5				
143 Chuck Congdon -----						
148 Ray McGuire -----		Schneider 1-up	Schneider 6 and 5			
141 George Schneider -----		Snead 4 and 3				
146 Ray Gafford -----						
147 Sam Snead -----		Ferrier 4 and 3	Ferrier 3 and 2	Demaret 3 and 2	Demaret 6 and 5	
143 Bob McKendrick -----						
134 Jim Ferrier -----		Little 1-up				
145 Sam Schneider -----		Demaret 3 and 2	Demaret 3 and 2			
144 Lawson Little -----						
146 John Hoetmer -----		Tinsley 2-up				
142 Jimmy Demaret -----						
146 Joe Zarhardt -----		Ransom 1-up	Turnesa 1-up	Turnesa 5 and 4		
143 Leonard Schmutte -----						
147 Dave Tinsley -----		Turnesa 5 and 4				
141 Harold West -----		Ghezzi 1-up	Shoemaker 1-up			
146 Henry Ransom -----						
143 Jim Turnesa -----		Shoemaker 3 and 2				
148 Ewing Pomeroy -----						
141 Vic Ghezzi -----		Hogan 2 and 1	Hogan 4 and 3	Hogan 5 and 4		Hogan 10 and 9
146 Jim Gantz -----		Heinlein 2 and 1				
142 Sam Byrd -----		Bell 4 and 3	Bell 4 and 3			
147 Dick Shoemaker -----						
137 Ben Hogan -----		Nelson 2 and 1				
145 Charles Weisner -----		Fazio 4 and 3	Moore 2 and 1	Moore 4 and 3	Hogan 5 and 4	
148 Elroy Marti -----						
144 William Heinlein -----		Moore 4 and 3				
142 Arthur Bell -----						
146 Ralph Hutchison -----		Warsham 3 and 1	Bassler 1-up			
143 Clayton Heafner -----						
147 Al Nelson -----						
148 George Fazio -----						
145 Armand Farina -----						
143 Frank Moore -----						
148 Ted Longworth -----						
141 Lew Worsham -----						
146 Jimmy Hines -----						
147 Lloyd Mangrum -----						
143 Harry Bassler -----						

birdie 3. For the day, Hogan was 7-under par, playing the afternoon 14 holes in 8-under par. In the semifinals, Hogan defeated Jimmy Demaret, 10 and 8, the second biggest margin of victory in PGA Championship history. The other match saw Oliver shoot 9-under par to defeat Harold McSpaden, 6 and 5. The match ended at the 31st hole when McSpaden put his tee shot into the woods after Oliver hit his second shot close. McSpaden conceded the match. In the quarterfinals, Byron Nelson was eliminated with a bogey at the final hole, as Oliver nipped him, 1-up. This was the last match that Nelson would ever play in the PGA Championship. His record would stand at 37 wins in 45 matches.

1945 Byron Nelson, making his fifth appearance in the finals, defeated Sam Byrd, who was making just his third PGA Championship appearance, 4 and 3. After the morning 18, Byrd finished the round with four straight birdies and a 2-up lead. Nelson rallied to win the 22nd, 25th and 26th holes and square the match. He went in front with a birdie at the 29th hole, which turned out to be the first of four straight holes that he won, and sealed the victory. Nelson was 2-under for the day and a total of 37-under par for the 204 holes he played in the Championship. Byrd played well in the finals, but over the course of the 197 holes he played in the Championship, he was only 14-under par.

The semifinals turned into routs, as Byrd defeated Clarence Doser, 7 and 6, while Nelson easily beat Claude Harmon, 5 and 4.

In second-round play, Byrd, a former New York Yankee outfielder, stunned former PGA Champion Johnny Revolta, 2 and 1.

In the second round, Nelson had a tough time beating Mike Turnesa, 1-up, in a match that saw Nelson 2-down with just four holes left. Nelson responded to the challenge by making birdies at the 33rd and 34th holes to square the match. He made eagle at the next hole and halved the final hole. It was a heartbreaking loss for Turnesa, who was 7-under par, but Nelson was 10-under par with rounds of 68 and 66.

In the quarterfinals, Nelson defeated past Champion Denny Shute, 3 and 2. The victory put Nelson in the semifinals for the sixth time in a row. The other three matches saw different winners than the predictors envisioned, with Clarence Doser upsetting Ky Laffoon, 2 and 1, and Claude Harmon, who was 4-under for the day, beating Ralph Hutchison, 4 and 3. In the final match, Byrd overpowered Vic Ghezzi, 7 and 6, in a contest that saw Byrd take the lead on the second hole without ever looking back.

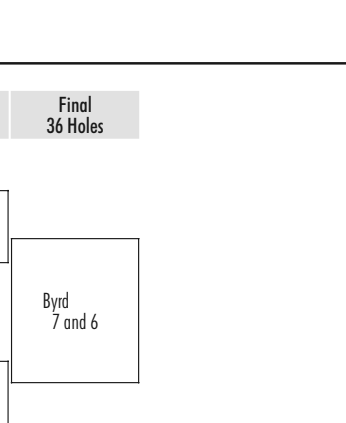
The night after Nelson's semifinal victory, he told his wife, Louise, that the pressure of the year was starting to get to him. He was in the midst of his streak of 11 straight wins and had already won seven in a row. Louise revealed years later that Nelson was disappointed that nobody had beaten him.

Champion: Byron Nelson, Toledo, Ohio	
Site: Moraine CC, Dayton, Ohio	
Date: July 9-15	Purse: \$14,700

Road to the Finals		
Byron Nelson beat	Round	Sam Byrd beat
Gene Sarazen, 4 and 3	1st Round	Augie Nordone, 4 and 3
Mike Turnesa, 1-up	2nd Round	Johnny Revolta, 2 and 1
Denny Shute, 3 and 2	Quarterfinals	Vic Ghezzi, 7 and 6
Claude Harmon, 5 and 4	Semifinals	Clarence Doser, 7 and 6



Qual. Score	First Round 36 Holes	Second Round 36 Holes	Quarterfinal 36 Holes	Semifinal 36 Holes	Final 36 Holes
147 Bob Hamilton -----					
147 Jack Grout -----		Grout 5 and 4			
143 Ky Laffoon -----			Laffoon 1-up (38)		
148 Felix Serafin -----		Laffoon 4 and 3		Doser 2 and 1	
140 Harold McSpaden -----					
147 Clarence Doser -----		Doser 5 and 4	Doser 1-up (37)		
145 Toney Penna -----		Penna 2-up			Byrd 7 and 6
148 Wayne Timberman -----					
138 Johnny Revolta -----		Revolta 10 and 9			
147 Frank Kringle -----			Byrd 2 and 1		
144 Sam Byrd -----		Byrd 4 and 3		Byrd 7 and 6	
148 Augie Nordone -----					
141 Herman Barron -----		Barron 5 and 3			
147 Harry Nettlebladt -----			Ghezzi 2-up		
146 Vic Ghezzi -----		Ghezzi 7 and 6			
148 Ed Dudley -----					Nelson 4 and 3
138 Byron Nelson -----		Nelson 4 and 3			
147 Gene Sarazen -----			Nelson 1-up		
143 Mike Turnesa -----		Turnesa 5 and 4		Nelson 3 and 2	
148 John Gibson -----					
140 Denny Shute -----		Shute 4 and 3	Shute 5 and 4		Nelson 5 and 4
147 Barney Clark -----					
146 George Schneider -----		Kepler 2 and 1			
148 Bob Kepler -----					
139 Dutch Harrison -----		Johnson 1-up	Hutchison 6 and 5		
147 Teri Johnson -----					
145 Ralph Hutchison -----		Hutchison 6 and 5		Harmon 4 and 3	
148 Ted Hoge -----					
143 Jim Turnesa -----		Turnesa 9 and 7	Harmon 8 and 7		
147 Byron Harcke -----					
147 Claude Harmon -----		Harmon 2 and 1			
148 Verl Stinchcomb -----					



1944 Bob Hamilton, a long-shot, upset the 1940 PGA Champion, Byron Nelson, 1-up, in the finals. After the morning round, the match was even as both players shot 70. In the afternoon round, Hamilton won the 19th hole with a birdie 3. Nelson would never get the lead again. Hamilton got to 2-up when Nelson bogeyed the 29th hole, but Nelson birdied the next hole. Another birdie by Nelson at the 33rd hole squared the match, but Hamilton came back to win the next hole with a birdie. They halved the 35th hole with par and went to the final hole, which was a driveable 300 yards. Nelson's drive landed in heavy grass short of the green, while Hamilton was just short of the green. Nelson pitched to within 10 feet of the hole, while Hamilton almost chipped it in, his ball stopping 20 inches away. Nelson did force Hamilton to earn the Championship by making his birdie putt, which he did.

In the semifinals, Nelson rolled past Charles Congdon, 8 and 7. Nelson shot a 67 in the morning round and led 7-up after 18 holes. In the other match, Hamilton beat George Schneider, 1-up.

In the quarterfinals, the match of the day had Hamilton upsetting the leading money-winner, Harold McSpaden, 2 and 1. In a remarkable day of golf, Hamilton played more shots from the woods than on the fairways and played the 35 holes in 5-under par.

Champion: Bob Hamilton, Evansville, Ind.	
Site: Manito G & CC, Spokane, Wash.	
Date: Aug. 14-20	Purse: \$14,500

Road to the Finals		
Bob Hamilton beat	Round	Byron Nelson beat
Gene Kunes, 6 and 5	1st Round	Mike Demassey, 5 and 4
Harry Bassler, 6 and 5	2nd Round	Mark Fry, 7 and 6
Harold McSpaden, 2 and 1	Quarterfinals	Willie Goggin, 4 and 3
George Schneider, 1-up	Semifinals	Charles Congdon, 8 and 7



Qual. Score	First Round 36 Holes	Second Round 36 Holes	Quarterfinal 36 Holes	Semifinal 36 Holes	Final 36 Holes
138 Byron Nelson-----		Nelson 5 and 4	Nelson 7 and 6	Nelson 4 and 3	Nelson 8 and 7
146 Mike DeMassey----					
144 Neil Christian-----		Fry 2 and 1			
147 Mark Fry-----					
142 Willie Goggin-----		Goggin 8 and 7	Goggin 4 and 3		
147 Purvis Ferree-----					
145 Tony Manero-----		Manero 1-up (38)			
148 Clayton Aleridge----					
141 Sam Byrd-----		Byrd 4 and 3	Congdon 2 and 1	Congdon 6 and 5	
147 W.A. Stackhouse-----					
145 Henry Williams Jr.-----		Congdon 7 and 6			
148 Charles Congdon----					
144 Ed Dudley-----		Dudley 7 and 6	Dudley 1-up (37)		
147 Steve Savel-----					
145 Thurman Edwards-----		Hines 7 and 6			
148 Jimmy Hines-----					
140 Harold McSpaden-----		McSpaden 7 and 5	McSpaden 8 and 7	Hamilton 2 and 1	Hamilton 1-up
147 Bruce Coltart-----		Annon 5 and 4			
145 Fred Annon-----					
148 Harry Nettlebladt-----		Hamilton 6 and 5	Hamilton 6 and 5		
145 Bob Hamilton-----					
147 Gene Kunes-----		Bassler 6 and 5			
145 Harry Bassler-----					
148 Joe Mozel-----		Bell 1-up (37)	Bell 3 and 2	Schneider 2 and 1	
141 Joe Zarhardt-----					
147 Arthur Bell-----		Wood 5 and 4			
143 Craig Wood-----					
148 Jimmy D'Angelo-----		Penna 3 and 2	Schneider 4 and 3		
144 Morrie Gravatt-----					
147 Toney Penna-----		Schneider 7 and 6			
146 Ted Longworth-----					
149 George Schneider-----					

Hamilton
1-up

1943 No Championship played due to World War II

1942 Sam Snead, who was to report to the Navy the day after his match, defeated Corporal Jim Turnesa of the Army, 2 and 1, to win his first major championship. Turnesa toured the course in 70 and jumped out to a 3-up lead after 18 holes. In the afternoon, Turnesa maintained his lead, until a bogey on the 24th cost him a hole. By the end of the front nine, Snead had the match square. Turnesa went on to bogey the 29th hole to go 1-down, then made another bogey at the 30th hole to go 2-down. The match ended on the 35th hole, when Snead holed a spectacular 60-foot chip shot for a birdie to secure the victory.

In the semifinals, Byron Nelson was forced into overtime and drove it out of bounds on the 37th hole to lose the match to Turnesa. Snead was able to reach the finals with his victory over Jimmy Demaret, 3 and 2.

Early-round play saw only one upset as defending PGA Champion Vic Ghezzi was eliminated by Demaret, 4 and 3, in the opening round.

Champion: Sam Snead, Hot Springs, Va.
Site: Seaview CC, Atlantic City, N.J.
Date: May 23-31 Par: 36-35-71 Purse: \$7,550

Road to the Finals		
Sam Snead beat	Round	Jim Turnesa beat
Sam Byrd, 7 and 6	1st Round	Dutch Harrison, 6 and 5
Willie Goggin, 9 and 8	2nd Round	Harold McSpaden, 1-up
Ed Dudley, 1-up	Quarterfinals	Ben Hogan, 2 and 1
Jimmy Demaret, 3 and 2	Semifinals	Byron Nelson, 1-up (37)



Qual. Score	First Round 36 Holes	Second Round 36 Holes	Quarterfinal 36 Holes	Semifinal 36 Holes	Final 36 Holes
	Vic Ghezzi -----				
144	Jimmy Demaret ---	Demaret 4 and 3	Demaret 3 and 2	Demaret 7 and 6	Snead 3 and 2
142	Bruce Coltart -----				
146	Tom Harmon Jr. ---	Harmon Jr. 3 and 2			
140	Craig Wood -----	Wood 5 and 4	Wood 7 and 6		
145	Rod Munday -----				
143	Leland Gibson -----	Gibson 10 and 9			
147	Jimmy Gauntt -----				
139	Sam Byrd -----	Snead 7 and 6	Snead 9 and 8	Snead 1-up	Snead 2 and 1
144	Sam Snead -----	Goggin 2 and 1			
142	Willie Goggin -----				
146	Eddie Burke -----	Dudley 3 and 2	Dudley 4 and 2		
141	Ed Dudley -----	Penna 3 and 2			
145	Denny Shute -----				
147	Toney Penna -----	Cooper 3 and 1	Cooper 1-up	Nelson 1-up (39)	Turnesa 1-up (37)
147	Jimmy Hines -----	Mangrum 6 and 5	Nelson 5 and 3	Nelson 2 and 1	
138	Harry Cooper -----		Kirkwood 4 and 2		
144	Mike Turnesa -----				
142	Lloyd Mangrum ---	Turnesa 6 and 5	Turnesa 1-up	Turnesa 2 and 1	
146	Dick Metz -----	McSpaden 7 and 5			
141	Byron Nelson -----	Hogan 7 and 6	Hogan 9 and 8		
146	Harry Nettlebladt -	Laffoon 12 and 11			
143	Jimmy Thomson -----				
147	Joe Kirkwood -----				
139	Jim Turnesa -----				
144	Dutch Harrison -----				
143	Harold McSpaden -				
147	Sam Parks Jr. -----				
141	Ben Hogan -----				
145	Ben Loving -----				
144	Ky Laffoon -----				
147	Vic Bass -----				

1941 Vic Ghezzi defeated Byron Nelson, 1-up, in an extra-hole match that had a bizarre finish. Ghezzi was 3-down after the 27th hole, but squared the match by winning the first three holes on the final nine. On the final hole, both Ghezzi and Nelson missed the green with their second shots. Nelson pitched up to within 15 feet, while Ghezzi chipped his ball four feet away. When Nelson missed his putt, Ghezzi had a shot at ending the


Champion: Vic Ghezzi, Deal, N.J.

Site: Cherry Hills Club, Denver, Colo.

Date: July 7-13 **Par:** 35-36-71 **Purse:** \$10,600

Road to the Finals

Vic Ghezzi beat	Round	Byron Nelson beat
Joe Pezzullo, 3 and 2	1st Round	Bunny Torpey, 1-up
August Nordone, 1-up	2nd Round	William Heinlein, 1-up
Jack Grout, 1-up	3rd Round	Ralph Guldahl, 4 and 3
Jimmy Hines, 8 and 7	Quarterfinals	Ben Hogan, 2-up
Lloyd Mangrum, 1-up	Semifinals	Gene Sarazen, 2 and 1



Qual. Score	First Round 18 Holes	Second Round 18 Holes	Third Round 36 Holes	Quarterfinal 36 Holes	Semifinal 36 Holes	Final 36 Holes
Byron Nelson -----	Nelson 1-up	Nelson	Nelson 1-up	Nelson 4 and 3	Nelson 2-up	Nelson 2 and 1
147 Bunny Torpey -----	Heinlein 1-up	Guldahl 7 and 6	Guldahl 2 and 1	Hogan 2 and 1	Sarazen 7 and 6	
143 William Heinlein -----	Kunes 2-up	Hogan 5 and 3	Hogan 2-up	Shute 5 and 3		
152 Frank Kringle -----	Oakley 1-up	Oakley 1-up	Smith 3 and 2			
141 Ralph Guldahl -----	Smith 1-up	Smith 1-up	Ott 3 and 2			
149 Jim Fogarty -----	Stonehouse 3 and 2	Shute 1-up	Ott by default			
145 Gene Kunes -----	Foulis 2 and 1	Shute 1-up				
153 Frank Commisso -----	Shute 1-up	Shute 1-up				
140 Ben Hogan -----	Ryan 3 and 2	Ryan 3 and 2				
148 Frank Walsh -----	Ott 3 and 2	Ott 3 and 2				
144 Bud Oakley -----	Fazio 1-up	Fazio 1-up				
152 Earl Fry -----	Coltart 1-up (19)	Coltart 1-up (19)				
142 Horton Smith -----	Coltart 3 and 2	Coltart 3 and 2				
150 Paul Runyan -----	Sarazen 5 and 4	Sarazen 5 and 4				
146 Frank Champ -----	Sarazen 1-up (19)	Sarazen 1-up (19)				
153 Ralph Stonehouse -----	Penna 5 and 4	Penna 5 and 4				
139 Dutch Harrison -----	Snead 1-up (23)	Snead 1-up (23)				
148 Jim Foulis -----	Greenwaldt 5 and 4	Greenwaldt 5 and 4				
144 Denny Shute -----	Bassler 4 and 3	Bassler 4 and 3				
152 Ray Mangrum -----	Turnesa 4 and 2	Turnesa 4 and 2				
141 Jack Ryan -----	Turnesa 2 and 1	Turnesa 2 and 1				
150 Bob Hunsick Jr. -----	Fry 2 and 1	Fry 2 and 1				
146 Leonard Ott -----	Wood 3 and 2	Wood 3 and 2				
153 Dave O'Connell -----	Mangrum 5 and 4	Mangrum 5 and 4				
140 George Fazio -----	Sheppard 2 and 1	Sheppard 2 and 1				
149 Charles Malloy -----	Grout 4 and 3	Grout 4 and 3				
145 Bruce Coltart -----	Coleman 1-up	Coleman 1-up				
153 Carl Beljan -----	Ghezzi 3 and 2	Ghezzi 3 and 2				
143 Gene Sarazen -----	Ghezzi 1-up	Ghezzi 1-up				
151 Joe Burch -----	Nordone 4 and 2	Nordone 4 and 2				
146 William Francis -----	Schneider 4 and 2	Schneider 4 and 2				
154 Toney Penna -----	McSpaden 1-up (21)	McSpaden 1-up (21)				
138 Sam Snead -----	Dudley 2 and 1	Dudley 2 and 1				
148 Earl Martin -----	Hines 3 and 2	Hines 3 and 2				
144 Henry Picard -----	Hines 1-up	Hines 1-up				
152 Phil Greenwaldt -----						
141 Harry Bassler -----						
149 Rut Coffey -----						
146 Mike Turnesa -----						
153 Lee Kosten -----						
140 Henry Ransom -----						
148 Mark Fry -----						
145 Craig Wood -----						
152 C. Norsworthy -----						
142 Lloyd Mangrum -----						
150 Floyd Farley -----						
146 Charles Sheppard -----						
153 Leo Mallory -----						
140 Jimmy Demaret -----						
148 Jack Grout -----						
144 Fay Coleman -----						
152 Joe Robinson -----						
142 Vic Ghezzi -----						
150 Joe Pezzullo -----						
146 Dick Metz -----						
153 Augie Nordone -----						
141 Herman Keiser -----						
149 George Schneider -----						
145 Harold McSpaden -----						
153 Jimmy Thomson -----						
143 Ed Dudley -----						
151 Buddy Poteet -----						
147 Al Nelson -----						
154 Jimmy Hines -----						

Ghezzi
1-up (38)

contest, but missed the match-winning putt. At the 37th hole, Ghezzi had another chance to win the match with a 10-footer for birdie, but missed. On the next hole, both missed the green with their second shots and chipped up to within three feet. They were so close that even the referee couldn't determine who would putt first, so they flipped a coin. Nelson won the toss, but missed his putt. Ghezzi had another chance at victory and was able to sink the putt.

In the semifinals, the match of the day was between Nelson and Gene Sarazen. Lord Byron was able to defeat Sarazen, 2-and-1. After the morning round, Sarazen had a 1-up lead as he shot 69, but after the 28th hole, Nelson had the lead for the first time in the match. Going into the 35th hole, Nelson held a 1-up lead. Sarazen ran his birdie putt five feet past, then missed that putt to lose the hole and the match. In the other match, Ghezzi was able to hang on to beat Lloyd Mangrum 1-up, despite shooting a 40.

On the first day of play, numerous upsets saw some of the past champions getting eliminated early, with Paul Runyan losing a tough match on the last hole to Horton Smith, 1-up. Henry Picard was beaten by Phil Greenwaldt, 5 and 4. Jimmy Demaret was eliminated by Jack Nicklaus' future teacher, Jack Grout, 4 and 3, and Dutch Harrison lost to Jim Foulis, 2 and 1.

1940 Byron Nelson won his first PGA Championship by edging Sam Snead, 1-up. Nelson took an early 2-up lead by shooting 71 in the morning round, but Snead fought back in the afternoon round, shooting 68. Snead took a 1-up lead to the 34th hole, but Nelson birdied the hole to remain 2-down. Snead almost ran in a 20-footer that would have tied the hole. At the 35th hole, Nelson hit a superb wedge to within two feet, while Snead was six feet

Champion: Byron Nelson, Toledo, Ohio
Site: Hershey CC, Hershey Pa.
Date: Aug. 26 - Sept. 2 Par: 36-37-73 Purse: \$11,050

Road to the Finals		
Byron Nelson beat	Round	Sam Snead beat
Dick Shoemaker, 4 and 3	1st Round	Nelson Giddens, 2 and 1
Frank Walsh, 1-up (20)	2nd Round	Charles Sheppard, 3 and 2
Dick Metz, 2 and 1	3rd Round	Jimmy Hines, 7 and 6
Eddie Kirk, 6 and 5	Quarterfinals	Gene Sarazen, 1-up
Ralph Guldahl, 1-up	Semifinals	Harold McSpaden, 5 and 4



Qual. Score	First Round 18 Holes	Second Round 18 Holes	Third Round 36 Holes	Quarterfinal 36 Holes	Semifinal 36 Holes	Final 36 Holes
142	Henry Picard	Picard 6 and 4	Picard 4 and 3	Sarazen 1-up	Snead 1-up	
153	Leonard Gallett	Gerlak 1-up				
153	Jimmy Thomson					
153	Alex Gerlak					
148	George Fazio	Mangrum 3 and 2	Sarazen 2 and 1			
151	Ray Mangrum					
148	Gene Sarazen	Sarazen 4 and 3				
151	Stan Staszowski					
151	Reggie Myles	Hill 1-up (21)	Hines 2 and 1			
148	Ray Hill					
148	Jimmy Hines	Hines 1-up (19)		Snead 7 and 6		
150	Eddie Burke	Snead 2 and 1	Snead 3 and 2			
154	Nelson Giddens					
147	Sam Snead	Sheppard 4 and 3				Snead 5 and 4
151	Gene Marchi					
150	Charles Sheppard					
148	John Gibson	Gibson 4 and 3	Dudley 2 and 1	Runyan 4 and 3		
149	Al Espinosa					
145	Ed Dudley	Dudley 5 and 4				
154	Henry Bontempo					
152	Alex Follmer	Watrous 5 and 4	Runyan 3 and 2			
147	Al Watrous					
149	Paul Runyan	Runyan 1-up			McSpaden 8 and 6	
153	Al Zimmerman					
152	Walter Hagen	Hagen 1-up	Hagen 2 and 1	McSpaden 1-up		
153	Gil Sellers					
146	Vic Ghezzi	Ghezzi 2 and 1				
152	George Smith					
141	Harold McSpaden	McSpaden 3 and 2	McSpaden 2 and 1			
150	Stan Parzick					
149	Herman Keiser	Keiser 5 and 3				
153	Harry Cooper					
148	Ky Laffoon	Laffoon 1-up (20)	Metz 3 and 2	Nelson 2 and 1		
154	Joe Turnesa					
151	John Thoren	Metz 3 and 2				
140	Dick Metz					
153	Dutch Harrison	Walsh 2 and 1	Nelson 1-up (20)		Nelson 6 and 5	
147	Frank Walsh					
152	Dick Shoemaker	Nelson 4 and 3				
151	Byron Nelson					
152	Arthur Clark	Clark 1-up	Clark 1-up	Kirk 5 and 4		
148	Johnny Revolta					
149	Tom Harmon Jr.	Burke 3 and 2				
152	Billy Burke					
148	Jimmy Demaret	Demaret 3 and 2	Kirk 2 and 1			
152	Errie Ball					
149	Eddie Kirk	Kirk 1-up (19)				Nelson 1-up
152	Rod Munday					
149	Toney Penna	Francis 1-up (20)	Brosch 5 and 4	Hogan 5 and 4		
152	Red Francis					
150	Horton Smith	Brosch 3 and 2	Hogan 5 and 4			
152	Al Brosch					
145	Ben Hogan	Hogan 3 and 2				
152	Frank Champ					
153	Leland Gibson	Nettlebladt 3 and 1	Guldahl 6 and 5	Guldahl 5 and 3		
152	Harry Nettlebladt					
146	John Kinder	Kinder 2 and 1				
153	Pat Tiso					
153	George Picard	Guldahl 3 and 2				
152	Ralph Guldahl					
153	Walter Romans	Wood 5 and 4	Foulis 1-up (19)			
152	Craig Wood					
153	Henry Kaiser	Foulis 2 and 1				
149	Jim Foulis					

away. Snead missed his putt, and Nelson made his to go 1-up. At the final hole, a par-3, Nelson hit another splendid shot, this time with a 3-iron to just 10 feet away. Snead hit his shot just off the green. When Snead missed his shot, Nelson hit his putt to within inches for a tap-in and the victory.

The semifinal matches ended with Nelson beating Ralph Guldahl, 1-up, and Snead rolling over Harold McSpaden, 5 and 4.

In the quarterfinals, the match of the day had Gene Sarazen pitted against Snead, with Snead winning, 1-up. Snead was 3-down after the 28th hole, but won the 29th with a birdie, the 31st with a par and the 33rd with a par. When Snead made a birdie at the 34th hole to take a 1-up lead, it was the first time in the match that he had been up. The 35th and 36th holes were halved with pars.

Nelson
1-up

1939 In an exciting overtime match, Henry Picard won a 1-up decision over Byron Nelson to claim his only PGA Championship. Picard recorded birdies on the 36th and 37th holes to seal the match. Picard led most of the way, until Nelson birdied the 29th hole to square the match. When Nelson birdied the 32nd hole, it was the first time in the match that he was in the lead. It was a dramatic birdie for Nelson, who almost drove the 330-yard green. They

Champion: Henry Picard, Hershey, Pa.


Site: Pomonok CC, Flushing, N.Y.

Date: July 9-15

Purse: \$10,600

Road to the Finals

Henry Picard beat	Round	Byron Nelson beat
Earl Martin, 6 and 4	1st Round	Chuck Garringer, 4 and 2
Joseph Zarhardt, 2-up	2nd Round	William Francis, 3 and 1
Al Watrous, 8 and 7	3rd Round	Johnny Revolta, 6 and 4
Rod Munday, 2 and 1	Quarterfinals	Emerick Kocsis, 10 and 9
Dick Metz, 1-up	Semifinals	Dutch Harrison, 9 and 8



Qual. Score	First Round 18 Holes	Second Round 18 Holes	Third Round 36 Holes	Quarterfinal 36 Holes	Semifinal 36 Holes	Final 36 Holes
144 Paul Runyan	Runyan 3 and 1	Runyan 3 and 2	Runyan 3 and 2	Runyan 3 and 2	Metz 2 and 1	Picard 1-up
144 Mortie Dutra	Cham 1-up					
142 Fay Coleman						
148 Frank Champ						
143 Tony Joy	Espinosa 1-up (19)	Hogan 5 and 4				
143 Abe Espinosa						
138 Ben Hogan	Hogan 7 and 6					
148 Steve Zappe						
144 Jimmy Thomson	Barron 2-up	Burke 2 and 1				
142 Herman Barron						
142 Billy Burke	Burke 1-up					
143 Jim Foulis						
140 Dick Metz	Metz 7 and 6	Metz 1-up		Metz 6 and 4		
144 Pat Circelli						
140 Al Brosch	Brosch 1-up					
145 Reggie Myles						
138 Ky Laffoon	Laffoon 3 and 2	O'Connor 2-up				
144 Dick Shoemaker						
143 Tom O'Connor	O'Connor 7 and 5					
148 Al Marley						
140 Gene Sarazen	Ryan 1-up	Munday 2-up		Munday 2-up		
146 Jack Ryan						
148 Felix Serafin	Munday 1-up (21)					
146 Rod Munday						
140 Henry Picard	Picard 6 and 4	Picard 2-up				
146 Earl Martin						
142 Louis Chiapetta	Zarhardt 2-up					
147 Joe Zarhardt						
144 Harold McSpaden	Tucker 1-up	Watrous 5 and 3		Picard 8 and 7		
144 Ken Tucker						
140 Al Watrous	Watrous 1-up					
145 Tom Lo Presti						
138 Dutch Harrison	Harrison 3 and 2	Harrison 3 and 2		Harrison 10 and 9		
148 John Kinder						
147 Johnny Farrell	Farrell 1-up					
140 Charles Schneider	Turnesa 2 and 1	Coltart 1-up (21)				
142 Harry Cooper						
145 Mike Turnesa	Coltart 4 and 3					
142 Bruce Coltart						
147 Buddy Peteet	Doser 3 and 1	Doser 2-up				
145 Clarence Doser						
144 Rut Coffey	Guldahl 4 and 3					
141 Ralph Guldahl						
145 Clarence Owens	Mangrum 6 and 5	Smith 3 and 2		Smith 4 and 2		
139 Ray Mangrum						
143 Sam Parks Jr.	Smith 5 and 4					
141 Horton Smith						
143 Eddie Schultz	Kocsis 1-up	Kocsis 3 and 1		Kocsis 3 and 2		
138 Emerick Kocsis	Ghezzi 3 and 2					
143 John Gibson						
142 Vic Ghezzi	Shute 1-up	Shute 3 and 1				
143 Joe Belfore						
143 Denny Shute	Diegel 2 and 1					
144 Ted Luther						
145 Willie Goggin	Revolta 2 and 1	Revolta 3 and 2				
145 Leo Diegel						
142 Joe Turnesa	Manero 1-up					
142 Johnny Revolta						
144 Walter Hagen	Nelson 4 and 2	Nelson 3 and 1		Nelson 6 and 4		
146 Tony Manero						
143 Byron Nelson						
147 Chuck Garringer	Francis 2 and 1					
143 Guy Paulsen						
147 William Francis						

**Picard
1-up (37)**

halved the 33rd hole with birdies, and on the next hole, Picard saved the match by making a 25-footer for par to prevent him from going 2-down. They halved the 35th hole with pars and then, at the final hole, which was only 300 yards long, both players were just short of the green with their drives. Nelson hit a poor second shot to within 12 feet, and Picard hit his four feet away. Nelson missed his putt, and Picard made his to send the match into overtime. At the 37th hole, Picard hit his drive under a movie truck, while Nelson was down the middle. Nelson hit his shot to five feet. After Picard got relief from the obstruction, he knocked his second shot seven feet away. Picard stepped up and sank the putt. Nelson missed his attempt.

In the semifinals, Nelson rolled over Dutch Harrison, 10 and 9. In the other match, Picard had a tough time with Dick Metz, and the match was settled on the final green, with Picard getting a 1-up victory.

The quarterfinals saw the departure of the defending PGA Champion, as Metz beat Paul Runyan, 2 and 1.

The opening day saw Walter Hagen and Gene Sarazen, who between them had won eight of the 22 Championships, lose first-round matches. Tony Manero beat Hagen, 1-up, and Jack Ryan beat Sarazen 1-up.

1938 New York native Paul Runyan defeated Sam Snead, 8 and 7, and win his second PGA Championship. Runyan's short game produced a 67 in the morning, good for a 5-up lead. He made the turn in 35, with a 7-up advantage, then won the 28th hole, closing out the match with a half on the 29th. Runyan was 24-under-par for the 196 holes he played, and in his last 70 holes, only made one bogey.

Champion: Paul Runyan, White Plains, N.Y.

Site: Shawnee CC, Shawnee-on-Delaware, Pa.

Date: July 10-16 **Par:** 37-35-72 **Purse:** \$10,000

Road to the Finals

Paul Runyan beat	Round	Sam Snead beat
Levi Lynch, 5 and 4	1st Round	Frank Champ, 4 and 3
Tony Manero, 3 and 2	2nd Round	Terl Johnson, 4 and 3
Ray Mangrum, 1-up (37)	3rd Round	Felix Serafin, 4 and 3
Horton Smith, 4 and 3	Quarterfinals	Jim Foulis, 8 and 7
Henry Picard, 4 and 3	Semifinals	Jimmy Hines, 1-up



Qual. Score	First Round 18 Holes	Second Round 18 Holes	Third Round 36 Holes	Quarterfinal 36 Holes	Semifinal 36 Holes	Final 36 Holes
Denny Shute-----	Shute 3 and 2	Shute 7 and 6	Hines 2 and 1	Hines 2 and 1	Snead 1-up	
151 Clyde Usina-----						
145 John Thoren-----	Thoren 4 and 2	Hines 2 and 1	Nelson 11 and 10	Snead 8 and 7		
145 Leo Mallory-----						
143 Frank Walsh-----	Walsh 2 and 1	Nelson 1-up (20)	Foulis 6 and 5	Runyan 4 and 3		
148 Tony Butler-----						
143 Jimmy Hines-----	Hines 3 and 1	Bassler 4 and 3	Snead 4 and 3	Runyan 1-up (37)		
148 Alex Watson-----						
140 Byron Nelson-----	Nelson 5 and 4	Stahl 6 and 5	Smith 3 and 2	Runyan 4 and 3		
151 Clarence Yockey-----						
144 Alvin Krueger-----	Krueger 2 and 1	Foulis 1-up	Runyan 3 and 2	Picard 3 and 2		
146 Ian Robertson-----						
141 Ed Dudley-----	Dudley 3 and 2	Snead 4 and 3	Runyan 1-up (37)	Picard 4 and 3		
150 Johnny Farrell-----						
144 Harry Bassler-----	Bassler 2-up	Snead 4 and 3	Runyan 3 and 2	Picard 4 and 3		
146 Alex Gerlak-----						
138 Marvin Stahl-----	Stahl 4 and 3	Snead 4 and 3	Runyan 3 and 2	Picard 4 and 3		
151 Clarence Clark-----						
145 Gene Marchi-----	Whitehead 1-up (19)	Snead 4 and 3	Runyan 3 and 2	Picard 4 and 3		
145 George Whitehead-----						
141 Jimmy Thomson-----	Thomson 5 and 4	Snead 4 and 3	Runyan 3 and 2	Picard 4 and 3		
150 Guy Paulsen-----						
144 Jim Foulis-----	Foulis 1-up	Snead 4 and 3	Runyan 3 and 2	Picard 4 and 3		
147 Willie Goggin-----						
139 Sam Snead-----	Snead 4 and 3	Snead 4 and 3	Runyan 3 and 2	Picard 4 and 3		
150 Frank Champ-----						
144 Terl Johnson-----	Johnson 2 and 1	Snead 4 and 3	Runyan 3 and 2	Picard 4 and 3		
146 Henry Ransom-----						
141 Harry Cooper-----	Serafin 4 and 3	Snead 4 and 3	Runyan 3 and 2	Picard 4 and 3		
150 Felix Serafin-----						
144 Ky Laffoon-----	Laffoon 1-up	Snead 4 and 3	Runyan 3 and 2	Picard 4 and 3		
147 Alex Follmer-----						
136 Frank Moore-----	Moore 1-up (19)	Snead 4 and 3	Runyan 3 and 2	Picard 4 and 3		
151 Errie Ball-----						
145 Willie Klein-----	Burke 2 and 1	Snead 4 and 3	Runyan 3 and 2	Picard 4 and 3		
145 Billy Burke-----						
143 Horton Smith-----	Smith 2 and 1	Snead 4 and 3	Runyan 3 and 2	Picard 4 and 3		
148 Mike DeMassey-----						
143 Francis Gallett-----	Diegel 2 and 1	Snead 4 and 3	Runyan 3 and 2	Picard 4 and 3		
147 Leo Diegel-----						
140 Ray Mangrum-----	Mangrum 3 and 2	Snead 4 and 3	Runyan 3 and 2	Picard 4 and 3		
150 Ted Luther-----						
144 Sam Parks Jr.-----	McSpaden 3 and 2	Snead 4 and 3	Runyan 3 and 2	Picard 4 and 3		
146 Harold McSpaden-----						
141 Paul Runyan-----	Runyan 5 and 4	Snead 4 and 3	Runyan 3 and 2	Picard 4 and 3		
150 Levi Lynch-----						
144 Tony Manero-----	Manero 5 and 4	Snead 4 and 3	Runyan 3 and 2	Picard 4 and 3		
147 Joe Belfore-----						
138 Harry Nettlebladt-----	Nettlebladt 4 and 3	Snead 4 and 3	Runyan 3 and 2	Picard 4 and 3		
151 John Kinder-----						
145 Gene Sarazen-----	Sarazen 4 and 3	Snead 4 and 3	Runyan 3 and 2	Picard 4 and 3		
145 Leo Walper-----						
142 Jimmy Demaret-----	Demaret 5 and 4	Snead 4 and 3	Runyan 3 and 2	Picard 4 and 3		
149 Frank Rodio-----						
143 Johnny Revolta-----	Revolta 4 and 3	Snead 4 and 3	Runyan 3 and 2	Picard 4 and 3		
147 Wiffy Cox-----						
140 Henry Picard-----	Picard 3 and 2	Snead 4 and 3	Runyan 3 and 2	Picard 4 and 3		
150 Andrew Gibson-----						
144 Leo Fraser-----	Shave 4 and 3	Snead 4 and 3	Runyan 3 and 2	Picard 4 and 3		
146 Bob Shave-----						
141 Dick Metz-----	Metz 4 and 3	Snead 4 and 3	Runyan 3 and 2	Picard 4 and 3		
150 Dick Renagan-----						
144 Ralph Guldahl-----	Guldahl 4 and 2	Snead 4 and 3	Runyan 3 and 2	Picard 4 and 3		
147 John Malutic-----						

**Runyan
8 and 7**

The semifinals featured one of the best matches in PGA Championship history, with Snead beating Jimmy Hines, 1-up. It took a finish of four consecutive 3s on Snead's part to win, and if the contest had been decided by stroke play, Hines, who was 8-under for the day, would have defeated Snead by one stroke. In the 147 holes of match play, Snead was 21-under-par. In the other match, Paul Runyan was 6-under in 33 holes and easily beat Henry Picard, 4 and 3.

In the third round, Denny Shute's attempt to win his third straight PGA Championship was halted when Jimmy Hines eliminated him, 2-and-1. In other third-round action, Byron Nelson routed Harry Bassler, 11 and 10, in perhaps the most sensational day of golf in PGA Championship history. He had a 64 in the morning round, in which he won eight of the first nine holes. He went to lunch after winning 12 holes and halving the rest.

1937 Denny Shute won his second consecutive PGA Championship in overtime, as he defeated Harold McSpaden, 1-up after 37 holes. McSpaden jumped out to a 3-up lead after the first five holes. But Shute found his putting stroke, one-putting nine of the next 13 holes, squaring the match after the front side and then turning things around to finish the morning round 3-up. In the early stages of the afternoon round, McSpaden was 2-under-par and

Champion: Denny Shute, W. Newton, Mass.

Site: Pittsburgh Field Club, Aspinwall, Pa.

Date: May 26-30

Purse: \$9,200

Road to the Finals

Denny Shute beat	Round	Harold McSpaden beat
Joe Turnesa, 2 and 1	1st Round	Clarence Clark, 3 and 2
Olin Dutra, 3 and 2	2nd Round	Bunny Torpey, 1-up (20)
Ed Dudley, 3 and 2	3rd Round	Sam Snead, 3 and 2
Jimmy Hines, 4 and 3	Quarterfinals	Henry Picard, 1-up (39)
Tony Manero, 1-up	Semifinals	Ky Laffoon, 2 and 1



Qual. Score	First Round 18 Holes	Second Round 18 Holes	Third Round 36 Holes	Quarterfinal 36 Holes	Semifinal 36 Holes	Final 36 Holes
149 Denny Shute	Shute 2 and 1	Shute 3 and 2	Shute 3 and 2	Shute 4 and 3	Shute 1-up	Shute 1-up (37)
151 Joe Turnesa	Dutra 3 and 2	Dutra 4 and 3	Dutra 1-up	Turnesa 5 and 4	Turnesa 1-up	Turnesa 1-up
148 Olin Dutra	Dutra 3 and 2	Dutra 4 and 3	Dutra 1-up	Dutra 5 and 4	Dutra 1-up	Dutra 1-up
154 Clarence Doser	Dudley 5 and 3	Dudley 4 and 3	Dudley 1-up	Dudley 5 and 4	Dudley 1-up	Dudley 1-up
145 Ed Dudley	Dudley 5 and 3	Dudley 4 and 3	Dudley 1-up	Dudley 5 and 4	Dudley 1-up	Dudley 1-up
152 Herman Barron	Wilcox 2 and 1	Wilcox 3 and 2	Wilcox 1-up	Wilcox 5 and 4	Wilcox 1-up	Wilcox 1-up
149 Bruce Coltart	Wilcox 2 and 1	Wilcox 3 and 2	Wilcox 1-up	Wilcox 5 and 4	Wilcox 1-up	Wilcox 1-up
156 Pat Wilcox	Runyan 4 and 3	Runyan 2 and 1	Runyan 1-up	Runyan 5 and 4	Runyan 1-up	Runyan 1-up
143 Paul Runyan	Runyan 4 and 3	Runyan 2 and 1	Runyan 1-up	Runyan 5 and 4	Runyan 1-up	Runyan 1-up
151 Levi Lynch	Goggin 6 and 4	Goggin 3 and 2	Goggin 1-up	Goggin 5 and 4	Goggin 1-up	Goggin 1-up
148 Willie Goggin	Goggin 6 and 4	Goggin 3 and 2	Goggin 1-up	Goggin 5 and 4	Goggin 1-up	Goggin 1-up
155 Sam Schneider	Hines 6 and 4	Hines 3 and 2	Hines 1-up	Hines 5 and 4	Hines 1-up	Hines 1-up
147 Jimmy Hines	Hines 6 and 4	Hines 3 and 2	Hines 1-up	Hines 5 and 4	Hines 1-up	Hines 1-up
153 Clarence Owens	Espinosa 3 and 1	Espinosa 4 and 3	Espinosa 1-up	Espinosa 5 and 4	Espinosa 1-up	Espinosa 1-up
150 Al Espinosa	Espinosa 3 and 1	Espinosa 4 and 3	Espinosa 1-up	Espinosa 5 and 4	Espinosa 1-up	Espinosa 1-up
156 Clark Morse	Cooper 4 and 3	Cooper 3 and 2	Cooper 1-up	Cooper 5 and 4	Cooper 1-up	Cooper 1-up
142 Harry Cooper	Cooper 4 and 3	Cooper 3 and 2	Cooper 1-up	Cooper 5 and 4	Cooper 1-up	Cooper 1-up
151 Ben Richter	Revolta 4 and 3	Revolta 3 and 2	Revolta 1-up	Revolta 5 and 4	Revolta 1-up	Revolta 1-up
148 Sal DiBuono	Revolta 4 and 3	Revolta 3 and 2	Revolta 1-up	Revolta 5 and 4	Revolta 1-up	Revolta 1-up
154 Johnny Revolto	Sarazen 3 and 2	Sarazen 4 and 3	Sarazen 1-up	Sarazen 5 and 4	Sarazen 1-up	Sarazen 1-up
147 Eddie Schultz	Sarazen 3 and 2	Sarazen 4 and 3	Sarazen 1-up	Sarazen 5 and 4	Sarazen 1-up	Sarazen 1-up
153 Gene Sarazen	Foulis 5 and 4	Foulis 3 and 2	Foulis 1-up	Foulis 5 and 4	Foulis 1-up	Foulis 1-up
150 Jim Foulis	Foulis 5 and 4	Foulis 3 and 2	Foulis 1-up	Foulis 5 and 4	Foulis 1-up	Foulis 1-up
156 George Kerrigan	Ghezzi 3 and 2	Ghezzi 4 and 3	Ghezzi 1-up	Ghezzi 5 and 4	Ghezzi 1-up	Ghezzi 1-up
145 Vic Ghezzi	Ghezzi 3 and 2	Ghezzi 4 and 3	Ghezzi 1-up	Ghezzi 5 and 4	Ghezzi 1-up	Ghezzi 1-up
152 Mike Turnesa	Parks Jr. 2 and 1	Parks Jr. 3 and 2	Parks Jr. 1-up	Parks Jr. 5 and 4	Parks Jr. 1-up	Parks Jr. 1-up
148 Jimmy Demaret	Parks Jr. 2 and 1	Parks Jr. 3 and 2	Parks Jr. 1-up	Parks Jr. 5 and 4	Parks Jr. 1-up	Parks Jr. 1-up
156 Sam Parks Jr.	Manero 2 and 1	Manero 3 and 2	Manero 1-up	Manero 5 and 4	Manero 1-up	Manero 1-up
147 Lloyd Gullickson	Manero 2 and 1	Manero 3 and 2	Manero 1-up	Manero 5 and 4	Manero 1-up	Manero 1-up
153 Tony Manero	Macfarlane 1-up	Macfarlane 3 and 2	Macfarlane 1-up	Macfarlane 5 and 4	Macfarlane 1-up	Macfarlane 1-up
151 Bud Oakley	Macfarlane 1-up	Macfarlane 3 and 2	Macfarlane 1-up	Macfarlane 5 and 4	Macfarlane 1-up	Macfarlane 1-up
157 Willie Macfarlane	Nelson 2 and 1	Nelson 3 and 2	Nelson 1-up	Nelson 5 and 4	Nelson 1-up	Nelson 1-up
139 Byron Nelson	Nelson 2 and 1	Nelson 3 and 2	Nelson 1-up	Nelson 5 and 4	Nelson 1-up	Nelson 1-up
151 Leo Diegel	Wood 1-up	Wood 3 and 2	Wood 1-up	Wood 5 and 4	Wood 1-up	Wood 1-up
148 Craig Wood	Wood 1-up	Wood 3 and 2	Wood 1-up	Wood 5 and 4	Wood 1-up	Wood 1-up
154 Joe Belfore	Schneider 4 and 3	Schneider 3 and 2	Schneider 1-up	Schneider 5 and 4	Schneider 1-up	Schneider 1-up
146 Neil Christian	Schneider 4 and 3	Schneider 3 and 2	Schneider 1-up	Schneider 5 and 4	Schneider 1-up	Schneider 1-up
152 Charles Schneider	Farrell 2-up	Farrell 3 and 2	Farrell 1-up	Farrell 5 and 4	Farrell 1-up	Farrell 1-up
149 George Schneider	Farrell 2-up	Farrell 3 and 2	Farrell 1-up	Farrell 5 and 4	Farrell 1-up	Farrell 1-up
156 Johnny Farrell	Laffoon 5 and 4	Laffoon 3 and 2	Laffoon 1-up	Laffoon 5 and 4	Laffoon 1-up	Laffoon 1-up
143 Ky Laffoon	Laffoon 5 and 4	Laffoon 3 and 2	Laffoon 1-up	Laffoon 5 and 4	Laffoon 1-up	Laffoon 1-up
152 John Shimkonis	Burke 5 and 4	Burke 3 and 2	Burke 1-up	Burke 5 and 4	Burke 1-up	Burke 1-up
148 Billy Burke	Burke 5 and 4	Burke 3 and 2	Burke 1-up	Burke 5 and 4	Burke 1-up	Burke 1-up
155 Steve Zappe	Thomson 3 and 1	Thomson 4 and 3	Thomson 1-up	Thomson 5 and 4	Thomson 1-up	Thomson 1-up
147 Jimmy Thomson	Thomson 3 and 1	Thomson 4 and 3	Thomson 1-up	Thomson 5 and 4	Thomson 1-up	Thomson 1-up
153 Dan Galgano	Guldahl 6 and 4	Guldahl 3 and 2	Guldahl 1-up	Guldahl 5 and 4	Guldahl 1-up	Guldahl 1-up
151 Ralph Guldahl	Guldahl 6 and 4	Guldahl 3 and 2	Guldahl 1-up	Guldahl 5 and 4	Guldahl 1-up	Guldahl 1-up
157 John Kinder	McSpaden 3 and 2	McSpaden 4 and 3	McSpaden 1-up	McSpaden 5 and 4	McSpaden 1-up	McSpaden 1-up
143 Harold McSpaden	McSpaden 3 and 2	McSpaden 4 and 3	McSpaden 1-up	McSpaden 5 and 4	McSpaden 1-up	McSpaden 1-up
151 Clarence Clark	Torpey 3 and 2	Torpey 4 and 3	Torpey 1-up	Torpey 5 and 4	Torpey 1-up	Torpey 1-up
148 Ted Longworth	Torpey 3 and 2	Torpey 4 and 3	Torpey 1-up	Torpey 5 and 4	Torpey 1-up	Torpey 1-up
154 Bunny Torpey	Snead 4 and 3	Snead 3 and 2	Snead 1-up	Snead 5 and 4	Snead 1-up	Snead 1-up
147 Sam Snead	Snead 4 and 3	Snead 3 and 2	Snead 1-up	Snead 5 and 4	Snead 1-up	Snead 1-up
153 Jack Sabol	Kreuger 3 and 2	Kreuger 4 and 3	Kreuger 1-up	Kreuger 5 and 4	Kreuger 1-up	Kreuger 1-up
150 Alvin Kreuger	Kreuger 3 and 2	Kreuger 4 and 3	Kreuger 1-up	Kreuger 5 and 4	Kreuger 1-up	Kreuger 1-up
156 George Diffenbaugh	Bernardi 1-up	Bernardi 3 and 2	Bernardi 1-up	Bernardi 5 and 4	Bernardi 1-up	Bernardi 1-up
157 Sam Bernardi	Bernardi 1-up	Bernardi 3 and 2	Bernardi 1-up	Bernardi 5 and 4	Bernardi 1-up	Bernardi 1-up
151 Tommy Armour	Picard 5 and 4	Picard 3 and 2	Picard 1-up	Picard 5 and 4	Picard 1-up	Picard 1-up
148 Henry Picard	Picard 5 and 4	Picard 3 and 2	Picard 1-up	Picard 5 and 4	Picard 1-up	Picard 1-up
154 Perry Del Vecchio	Smith 3 and 2	Smith 4 and 3	Smith 1-up	Smith 5 and 4	Smith 1-up	Smith 1-up
149 Horton Smith	Smith 3 and 2	Smith 4 and 3	Smith 1-up	Smith 5 and 4	Smith 1-up	Smith 1-up
156 Harry Nettlebladt	Watrous 1-up (23)	Watrous 3 and 2	Watrous 1-up	Watrous 5 and 4	Watrous 1-up	Watrous 1-up
152 Al Watrous	Watrous 1-up (23)	Watrous 3 and 2	Watrous 1-up	Watrous 5 and 4	Watrous 1-up	Watrous 1-up
145 Bill Mehlhorn	Watrous 1-up (23)	Watrous 3 and 2	Watrous 1-up	Watrous 5 and 4	Watrous 1-up	Watrous 1-up

won four holes to go to the back side with a 1-up lead. When McSpaden bogeyed the 28th hole, the match was square. When Shute made bogeys at the 31st and 32nd holes, McSpaden was 2-up again. McSpaden bunkered his tee shot on the 34th hole, wasn't able to get it up and down for par and was only 1-up. On the 35th hole, McSpaden badly pulled his second shot under a tree and lost the hole to Shute's bogey. Going into the last hole, the match was square again when McSpaden's tee shot hit a spectator, bouncing into the fairway. McSpaden then hit a great second shot to within four feet of the hole. Shute hit his first putt about three feet short of the hole, giving McSpaden a chance to win the match. McSpaden could not capitalize and missed his putt as well. Shute made his putt to send the match into overtime. On the first playoff hole McSpaden missed a 10-footer for par, and Shute made his four-footer to win.

The semifinals were billed as the "Battle of Champions," as Shute faced Tony Manero, U.S. Open winner. Shute won the 33rd and 34th holes to win the match, 3 and 2. In the other semifinal match, McSpaden defeated Ky Laffoon, 2 and 1.

On the first day of play, five former PGA Champions went down in defeat, with the only survivors being the defender, Denny Shute, and Paul Runyan.

1936 Denny Shute played David to Jimmy Thomson's Goliath. Outdriven by as much as 60 yards on many holes, Shute used his irons and putter to turn back Thomson, 3 and 2. In the morning round, Thomson shot 77 to Shute's 74, but Shute could only muster a 1-up lead. During the afternoon round, Shute started to pull away with a 30-foot birdie putt at the 29th hole. Despite a 2-up lead, Shute struggled with every aspect of his game, except his putting. On the

Champion: Denny Shute, Boston, Mass.

Site: Pinehurst CC, Pinehurst, N.C.

Date: Nov. 17-22 **Par:** 36-36-72 **Purse:** \$9,200

Road to the Finals

Denny Shute beat	Round	Jimmy Thomson beat
Alex Gerlak, 5 and 4	1st Round	Rod Munday, 5 and 4
Al Zimmerman, 3 and 2	2nd Round	Willie Klein, 3 and 2
Billy Burke, 2 and 1	3rd Round	Henry Picard, 4 and 2
Horton Smith, 3 and 2	Quarterfinals	Harold McSpaden, 1-up
Bill Mehlhorn, 1-up	Semifinals	Craig Wood, 4 and 3



Qual. Score	First Round 18 Holes	Second Round 18 Holes	Third Round 36 Holes	Quarterfinal 36 Holes	Semifinal 36 Holes	Final 36 Holes
145 Johnny Revolta		Revolta 6 and 5				
155 Marshall Crishton			McSpaden 1-up (19)			
150 Harold McSpaden		McSpaden 6 and 4		McSpaden 4 and 3		
154 Joe Belfore						
147 Leo Walper		Walper 5 and 3	Walper 2 and 1		Thomson 1-up	
155 Walter Kozak						
152 Clarence Hackney		Hackney 1-up (21)				
156 Orm Beaupre						
152 Willie Klein		Klein 2 and 1	Thomson 3 and 2			
153 Ralph Beach				Thomson 4 and 2		
150 Jimmy Thomson		Thomson 5 and 4				Thomson 5 and 4
153 Rod Munday						
152 Alvin Krueger		Krueger 2 and 1	Picard 5 and 4			
156 Eddie Schultz						
147 Henry Picard		Picard 2-up				
155 Leo Mallory						
148 Harry Cooper		Cooper 2 and 1	Cooper 3 and 2	Wood 2 and 1		
154 Ted Luther						
155 Clarence Doser		Doser 2 and 1				
151 Paul Runyan						
147 Craig Wood		Wood 2 and 1	Wood 1-up		Wood 5 and 4	
156 John Kinder						
155 Frank Walsh		Walsh 5 and 4				
152 Ian Robertson						
149 Ernie Ball		Ball 1-up (19)	Cruickshank 2 and 1			
153 Ralph Stonehouse						
151 Bobby Cruickshank		Cruickshank 4 and 3		Manero 4 and 2		
154 Matt Kowal						
152 Mortie Dutra		Dutra 4 and 3	Manero 6 and 5			
152 Tommy Armour						
145 Tony Manero		Manero 1-up (23)				
152 Jimmy Demaret						
151 Horton Smith		Smith 1-up	Smith 6 and 5	Smith 2 and 1		
154 Jack Forrester						
156 Jack Patroni		Patroni 1-up				
145 Gene Sarazen						
152 Willie Goggin		Goggin 3 and 2	Goggin 5 and 4		Shute 3 and 2	
155 Louis Chiapetta						
149 Les Madison		Madison 3 and 2				
156 Radar Jewett						
152 Al Zimmerman		Zimmerman 1-up	Shute 3 and 2	Shute 2 and 1		
154 Bill Jelliffe						
149 Alex Gerlak		Shute 5 and 4				
154 Denny Shute						Shute 1-up
146 Billy Burke		Burke 1-up	Burke 4 and 3			
155 Francis Gallett						
154 Ky Laffoon		Laffoon 4 and 3				
151 Walter Pursey						
154 Bill Mehlhorn		Mehlhorn 6 and 5	Mehlhorn 1-up (23)	Mehlhorn 6 and 4		
147 Neil Christian						
151 Dick Metz		Metz 2-up				
155 Les Bolstad						
147 Ed Dudley		Dudley 3 and 2	Dudley 2 and 1		Mehlhorn 4 and 2	
155 Herman Barron						
152 Tom LoPresti		LoPresti 5 and 4				
155 Clarence Yockey						
150 Jimmy Hines		Hines 2-up	Hines 2 and 1	Hines 4 and 3		
153 Ted Turner						
146 Ray Mangrum		Mangrum 2 and 1				
156 Abe Espinosa						
152 Vic Ghezzi		Ghezzi 5 and 4	Ghezzi 1-up			
153 Mike Turnesa						
143 Fay Coleman		Coleman 1-up				
156 Ben Richter						

Shute
3 and 2

31st hole, Shute hit a poor drive in the waste area and scuffed his next shot short of the green. Thomson hit his second shot on the green, while Shute pitched up 20 feet away. After Thomson safely secured his par, Shute made his putt for a half. The next two holes were halved with pars, and Shute closed out the match on the 34th hole, when he hit a spectacular second shot just three feet away on the par-5. When Thomson missed his birdie putt, Shute knocked his putt in for eagle, a 3-and-2 victory and the PGA Championship.

Notable players who didn't make it to match play were Walter Hagen, Leo Diegel, Sam Parks Jr., Byron Nelson and Jim Turnesa. During first-day play, all former PGA Champions in the field were eliminated as Gene Sarazen, Tommy Armour and Paul Runyan lost their matches. Meanwhile, defending PGA Champion Johnny Revolta was defeated in the second round.

1935 Weather played a key role in the finals, with frigid northern blasts numbing both 40-year old legend Tommy Armour and upstart 24-year-old Johnny Revolta. Despite being 16 years older and having won every major tournament a professional could win, Armour couldn't secure his second PGA Championship. Revolta started off with a birdie on the first hole, and Armour was never able to square the match again. After a front-nine 33,

Champion: Johnny Revolta, Milwaukee, Wis.

Site: Twin Hills CC, Oklahoma City, Okla.

Date: Oct. 18-23

Purse: \$7,820

Road to the Finals

Johnny Revolta beat	Round	Tommy Armour beat
Walter Hagen, 1-up	1st Round	Willie Klein, 1-up
Jimmy Hines, 1-up	2nd Round	Charles Schneider, 3 and 2
Pat Circelli, 4 and 2	3rd Round	Ky Laffoon, 3 and 2
Eddie Schultz, 4 and 2	Quarterfinals	Ed Dudley, 1-up (39)
Al Zimmerman, 4 and 3	Semifinals	Al Watrous, 2 and 1



Qual. Score	First Round 18 Holes	Second Round 18 Holes	Third Round 36 Holes	Quarterfinal 36 Holes	Semifinal 36 Holes	Final 36 Holes
Paul Runyan-----	Runyan 5 and 3					
145 Louis Chiapetta-----		Runyan 3 and 2				
146 Mortie Dutra-----	Dutra 6 and 5			Runyan 9 and 8		
150 Gordon Brunton-----						
152 Tony Manero-----	Manero 4 and 2	Manero 1-up			Zimmerman 3 and 2	
154 Len Mattson-----						
145 Clarence Doser-----	Doser 2 and 1					
151 Wm. Malcolm-----						
152 Levi Lynch-----	Lynch 1-up (19)	Lynch 4 and 2				
142 Herman Barron-----						
144 Arthur Bell-----	Bell 3 and 2			Zimmerman 7 and 6		
148 Joe Turnesa-----						
146 Vic Ghezzi-----	Ghezzi 2-up	Zimmerman 2 and 1				
147 Billy Burke-----						
151 Al Zimmerman-----	Zimmerman 2 and 1					Revolta 4 and 3
149 Ed Williams-----						
151 Pat Circelli-----	Circelli 1-up (20)	Circelli 3 and 2				
151 Jerry Gianferante-----						
149 Orville White-----	White 3 and 2			Revolta 4 and 2		
151 Clarence Clark-----						
145 Jimmy Hines-----	Hines 1-up	Revolta 1-up			Revolta 4 and 2	
147 Jimmy Demaret-----						
144 Johnny Revolta-----	Revolta 1-up					
139 Walter Hagen-----						
142 Alvin Krueger-----	Krueger 1-up	Krueger 2 and 1				
150 Frank Walsh-----						
148 Gene Sarazen-----	Sarazen 4 and 3			Schultz 1-up (37)		
149 George Christ-----						
151 G. Slingerland-----	Slingerland 2 and 1	Schultz 2 and 1				
149 Eddie Schultz-----	Schultz 3 and 1					
147 Jim Foulis-----						
150 Harold Sampson-----	Sampson 1-up	Watrous 2 and 1				
150 E. Zimmerman-----						
149 Al Watrous-----	Watrous 3 and 2			Watrous 4 and 3		
147 Charles Lacey-----						
149 Sam Parks Jr.-----	Parks Jr. 1-up	Parks Jr. 1-up				
144 Harry Cooper-----						
151 F. Scheider-----	Scheider 4 and 2					
152 Dave Trufelli-----						
143 Horton Smith-----	Smith 1-up	Smith 1-up			Watrous 1-up	
147 Henry Picard-----						
143 Ray Mangrum-----	Mangrum 5 and 4			Smith 2 and 1		
149 Harry Nettlebladt-----						
153 Henry Bontempo-----	Bontempo 2 and 1	Shute 4 and 3				
148 Eric Seavall-----						
149 Denny Shute-----	Shute 4 and 3					
149 Gene Kunes-----						
146 Jimmy Thomson-----	Thomson 4 and 3	Thomson 6 and 4				
154 Bill Jelliffe-----						
148 J.G. Collins-----	Collins 1-up			Dudley 6 and 4		
150 Gunnar Nelson-----						
147 Ed Dudley-----	Dudley 1-up	Dudley 3 and 1				
152 L.G. Wilcox-----						
147 Dick Metz-----	Metz 5 and 3					
148 Ralph Stonehouse-----						
153 Ky Laffoon-----	Laffoon 1-up	Laffoon 1-up (21)				
151 Paul Erath-----						
149 Eddie Loos-----	Loos 2 and 1			Armour 3 and 2		
146 Ted Turner-----						
153 Charles Schneider-----	Schneider 4 and 3					
154 Steve Holloway-----		Armour 3 and 2				
145 Tommy Armour-----	Armour 1-up					
153 Willie Klein-----						

Revolta
5 and 4

Revolta jumped to a 3-up advantage. And even though he was 2-over-par on the back nine, he was able to pick up another hole, going to lunch 4-up. Armour's game improved in the afternoon. He won the first hole with a par, but it would take 12 holes to win another. Despite playing the first seven afternoon holes at even par, he lost one more hole. Armour bogeyed the eighth hole, and when they went to the back side, Revolta was 6-up. Armour matched par on the first three holes of the back nine and won the 31st hole, when Revolta made bogey. When Revolta put his tee shot on the par-3, 32nd hole just 10 feet away, Armour knew the match was over. If there was a secret to Revolta's 5-and-4 win, it had to be his putting. Over the course of the 31-hole match, Revolta didn't have a three-putt and one-putted 13 greens.

During the first round, medalist and five-time PGA Champion Walter Hagen lost to Revolta, 1-up, in a nailbiter. At No. 18, Hagen had a chance to tie after Revolta made bogey, but Hagen missed his par putt. In the second round, three-time PGA Champion Gene Sarazen was upset by Alvin Krueger, 2 and 1. Sarazen was 2-down on No. 17, and laid down what many thought was a perfect stymie. Krueger took out his wedge and pitched his ball over Sarazen's into the cup for a half and the match.

1934 Not since 1923 had a PGA Championship final been so close and gone so long, when Paul Runyan, the pupil and putting wizard, beat his former instructor, Craig Wood, 1-up. In the morning round, Wood had a 1-up lead, but lost his advantage on the front side of the afternoon round. Wood earned his lead back at the 29th hole with an eagle 3, but Runyan squared the match three holes later with a birdie. Runyan picked up a hole with a Wood bogey at the 33rd hole. At the 35th hole, Wood almost holed his second shot, making birdie to climb to all square going into the last hole. Both players missed the final green with their second shots and chipped within 12 feet.

PGA President George Jacobus had to decide who would putt first, and with considerable care, he determined that Runyan was away. Runyan made his putt. Even though Wood had a tougher putt, his stroke was true as well, forcing overtime. At the 37th hole, Runyan was short of the green in two, while Wood was just eight feet away for eagle. Runyan hit a great chip within two feet and was able to halve the hole when Wood missed his match-winning putt. At the next hole, Wood hooked his drive under a tree and sent his second shot into the crowd. Runyan didn't do much better, as he pushed his second shot right of the green. He then had a tough shot over a bunker, which he played well, as the ball stopped eight feet away.

Wood chipped 12 feet short of the cup and just missed his par putt. Runyan then took his aluminum-headed putter and made the winning putt.

Several prominent names went down in the first round including: Former PGA Champions Walter Hagen and Leo Diegel; and former U.S. Open Champions Billy Burke and Johnny Farrell. In the second round, defending PGA Champion Gene Sarazen was eliminated by Al Watrous, 4 and 3.

Champion: Paul Runyan, White Plains, N.Y.

Site: Park Club of Buffalo, Williamsville, N.Y.

Date: July 24-29

Purse: \$7,200

Road to the Finals

Paul Runyan beat	Round	Craig Wood beat
Johnny Farrell, 8 and 6	1st Round	Leo Fraser, 6 and 5
Vic Ghezzi, 2 and 1	2nd Round	Harry Cooper, 4 and 3
Dick Metz, 1-up	Quarterfinals	Al Watrous, 2 and 1
Gene Kunes, 4 and 2	Semifinals	Denny Shute, 2 and 1



Qual. Score	First Round 36 Holes	Second Round 36 Holes	Quarterfinal 36 Holes	Semifinal 36 Holes	Final 36 Holes
Gene Sarazen -----		Sarazen 3 and 2			
146 Herman Barron ----			Watrous 4 and 3		
146 Ernie Ball -----		Watrous 8 and 7		Wood 2 and 1	
145 Al Watrous -----					Wood 2 and 1
142 Harry Cooper -----		Cooper 4 and 2	Wood 4 and 3		
139 Bill Mehlhorn -----					
145 Leo Fraser -----		Wood 6 and 5			
140 Craig Wood -----					
144 George Smith -----		Laffoon 12 and 10	Shute 3 and 2		
140 Ky Laffoon -----				Shute 6 and 5	
146 Walter Hagen -----		Shute 4 and 3			
146 Denny Shute -----					
145 George Christ -----		Houghton 7 and 6	Houghton 4 and 3		
141 Al Houghton -----					
146 Fay Coleman -----		Coleman 4 and 2			
146 Leo Diegel -----					
141 Dick Metz -----		Metz 6 and 5	Metz 3 and 2		
145 Joe Paletti -----					
145 Al Nelson -----		Armour 4 and 3		Runyan 1-up	
141 Tommy Armour -----					
144 Eddie Burke -----		Ghezzi 2 and 1	Runyan 2 and 1		Runyan 4 and 2
140 Vic Ghezzi -----					
143 Johnny Farrell -----		Runyan 8 and 6			
140 Paul Runyan -----					
146 Johnny Revolta -----		Revolta 7 and 6	Kunes 2 and 1		
142 Jim Foulis -----				Kunes 4 and 3	
141 Gene Kunes -----		Kunes 3 and 2			
146 Orville White -----					
142 Willie Goggin -----		Turner 1-up (37)	Crowley 1-up		
145 Ted Turner -----					
141 Eddie Loos -----		Crowley 3 and 2			
138 Bob Crowley -----					

**Runyan
1-up (38)**

1933 Gene Sarazen had a lot to prove. Earlier that week, Tommy Armour proclaimed that Sarazen was “all washed up as a championship contender.” The remark lit a spark in Sarazen, who spent the whole week routing his competitors. Yet, after the morning round in the finals against Willie Goggin, Sarazen was only 1-up — despite a 1-under-par 69. So, “The Squire” went to work in the afternoon, winning three of the first five holes, shooting 34, and going into the final nine 4-up. With a birdie on the 32nd hole, Sarazen closed out the match, 5 and 4. As he was receiving his prize of \$1,000 and the Wanamaker Trophy for the third time, he told the audience, “Pretty good for a washed-up golfer.”

Walter Hagen, Craig Wood and Denny Shute decided to not enter the event. In the first round, all favorites advanced with the exception of two-time PGA Champion Leo Diegel, who was eliminated by Goggin, 4 and 3; and Horton Smith, who was beaten by longshot Clarence Clark, 6 and 5.

Champion: Gene Sarazen, Miami, Fla.
Site: Blue Mound CC, Wauwatosa, Wis.
Date: Aug. 8-13 Par: 35-35-70 Purse: \$7,200

Road to the Finals		
Gene Sarazen beat	Round	Willie Goggin beat
Vincent Eldred, 8 and 7	1st Round	Leo Diegel, 4 and 3
Harry Cooper, 4 and 3	2nd Round	Al Espinosa, 9 and 7
Ed Dudley, 6 and 5	Quarterfinals	Paul Runyan, 6 and 5
Johnny Farrell, 5 and 4	Semifinals	Jimmy Hines, 1-up




Qual. Score	First Round 36 Holes	Second Round 36 Holes	Quarterfinal 36 Holes	Semifinal 36 Holes	Final 36 Holes
138 Jimmy Hines -----		Hines 3 and 2	Hines 5 and 3	Hines 4 and 3	Goggin 1-up
138 Mortie Dutra -----					
145 Henry Picard -----		Picard 2 and 1			
140 Willie Klein -----					
142 Jack Curley -----		Walsh 3 and 2	Creavy 2 and 1		
143 Frank Walsh -----					
142 Tom Creavy -----		Creavy 3 and 2			
143 Dick Metz -----					
145 Charles Schneider -----		Espinosa 3 and 2	Goggin 9 and 7	Goggin 6 and 5	
146 Al Espinosa -----		Goggin 4 and 3			
143 Leo Diegel -----					
145 Willie Goggin -----					
141 Paul Runyan -----		Runyan 6 and 5	Runyan 2 and 1		
141 Al Houghton -----					
146 Alex Gerlak -----		Revolta 12 and 11			
139 Johnny Revolta -----					
143 Horton Smith -----		Clark 6 and 5	Dudley 3 and 1	Sarazen 6 and 5	Sarazen 5 and 4
143 Clarence Clark -----					
143 Ed Dudley -----		Dudley 2 and 1			
146 Ben Pautke -----					
143 Vincent Eldred -----		Sarazen 8 and 7	Sarazen 4 and 3		
140 Gene Sarazen -----		Cooper 6 and 5			
143 Harry Cooper -----					
146 Dave Hackney -----					
146 Gunnar Johnson -----		Golden 4 and 3	Golden 2 and 1	Farrell 5 and 4	
145 John Golden -----		Cruickshank 3 and 2			
143 Bobby Cruickshank -----					
146 Bunny Torpey -----		Farrell 1-up	Farrell 1-up		
141 Vic Ghezzi -----					
143 Johnny Farrell -----		Dutra 4 and 3			
141 Reggie Myles -----					
Olin Dutra -----					

1932 In the finals, Olin Dutra continued his assault on par, which he showcased throughout the PGA Championship, to beat Frank Walsh, 4 and 3. For Walsh, it was a valiant try that seemed impossible just seven months prior, as he had suffered a fractured skull and was sidelined for eight weeks. As for Dutra, his performance was remembered as one of the most dominant victories in PGA Championship history. Over the course of the six days of the Championship, Dutra played 196 holes and was 19-under-par.

The first round was full of overtime surprises, as several of the favorites were eliminated. In a stunning defeat that went seven extra holes (the second-longest match in the PGA Championship), five-time PGA Champion Walter Hagen lost to Johnny Golden, who rolled in a 10-footer for birdie on the 43rd hole. Other upsets that went extra holes had Reggie Myles beating Horton Smith and Vincent Eldred staggering past Paul Runyan. But the most amazing match was between Bobby Cruickshank and Al Watrous, as Watrous relinquished a 9-up lead, then lost in overtime on the 41st hole.

Champion: Olin Dutra, Santa Monica, Calif.	
Site: Keller GC, St. Paul, Minn.	
Date: Aug. 31-Sept. 4	Purse: \$7,200
Road to the Finals	
Olin Dutra beat	Round
George Smith, 9 and 8	1st Round
Reggie Myles, 5 and 3	2nd Round
Herman Barron, 5 and 4	Quarterfinals
Ed Dudley, 3 and 2	Semifinals
Frank Walsh beat	
Ted Longworth, 7 and 6	
Gene Kunes, 9 and 8	
Bobby Cruickshank, 8 and 7	
Tom Creavy, 1-up (38)	



Qual. Score	First Round 36 Holes	Second Round 36 Holes	Quarterfinal 36 Holes	Semifinal 36 Holes	Final 36 Holes
140 Olin Dutra -----		Dutra 9 and 8	Dutra 5 and 3	Dutra 5 and 4	Dutra 3 and 2
152 George Smith -----					
147 Reggie Myles -----		Myles 1-up (37)			
144 Horton Smith -----					
149 Herman Barron -----		Barron 8 and 7	Barron 1-up (38)		
151 Neal McIntyre -----					
145 Eddie Schultz -----		Espinosa 4 and 3			
153 Abe Espinosa -----					
152 Charles Lacey -----		Picard 6 and 4	Dudley 10 and 9	Dudley 1-up (38)	
148 Henry Picard -----					
145 Ed Dudley -----		Dudley 8 and 7			
147 Joe Turnesa -----					
153 Al Collins -----		Collins 5 and 4	Collins 1-up		
152 Gunnar Nelson -----					
151 Walter Hagen -----		Golden 1-up (43)			
149 John Golden -----					
151 Vincent Eldred -----		Eldred 1-up (38)	Cruickshank 3 and 1	Walsh 8 and 7	Walsh 1-up (38)
150 Paul Runyan -----					
149 Bobby Cruickshank -----		Cruickshank 1-up (41)			
150 Al Watrous -----					
147 Gene Kunes -----		Kunes 3 and 2	Walsh 9 and 8		
148 Craig Wood -----					
150 Frank Walsh -----		Walsh 7 and 6			
152 Ted Longworth -----					
147 Vic Ghezzi -----		Stonehouse 6 and 5	Stonehouse 3 and 2	Creavy 3 and 2	
150 Ralph Stonehouse -----					
146 John Kinder -----		Kinder 1-up			
145 Joe Kirkwood -----					
149 Denny Shute -----		Perelli 3 and 2	Creavy 1-up		
152 Johnny Perelli -----					
Tom Creavy -----		Creavy 7 and 6			
147 Jimmy Hines -----					

1931 Playing in his first PGA Championship, Tom Creavy was able to hold on to beat Denny Shute, 2 and 1. After the 30th hole, it appeared that Creavy was going to win in a rout. After all, Creavy was 4-up, with just six holes left. However, Shute fought back. On the 31st hole, Creavy made bogey, while Shute made par to get one back. Despite Shute hitting his drive into a water hazard at the 32nd hole, they still halved the hole. At the 33rd hole, Shute made a birdie to get another one back. When Creavy made a double-bogey at the 34th hole, it looked like he was folding. But that was as far as Shute was able to go, as he made bogey at the 35th hole to lose, 2 and 1. Creavy got a great thrill afterwards when his hero Bobby Jones, who was refereeing the match said, "It was one of the finest matches I think that was ever played."

In the quarterfinals, Tommy Armour's reign as PGA Champion came to an end at the hands of Shute, 3 and 1. The first round saw a number of upsets, with Walter Hagen, Leo Diegel, Johnny Farrell, Ed Dudley and Al Espinosa becoming first-round casualties. Hagen's loss was the biggest surprise, as veteran Peter O'Hara eliminated the five-time PGA Champion, 4 and 3.


Champion: Tom Creavy, Albany, N.Y.

Site: Wannamoisett CC, Rumford, R.I.

Date: Sept. 7-14 **Par:** 34-35-69 **Purse:** \$7,200

Road to the Finals

Tom Creavy beat	Round	Denny Shute beat
Jock Collins, 5 and 4	1st Round	Tony Butler, 1-up (38)
Peter O'Hara, 2-up	2nd Round	James Foulis, 2 and 1
Cyril Walker, 3 and 1	Quarterfinals	Tommy Armour, 3 and 1
Gene Sarazen, 5 and 3	Semifinals	Billy Burke, 1-up



Qual. Score	First Round 36 Holes	Second Round 36 Holes	Quarterfinal 36 Holes	Semifinal 36 Holes	Final 36 Holes
151 Paul Runyan -----		Runyan 3 and 2			
147 Arthur Gusa -----			Sarazen 7 and 6		
145 Gene Sarazen -----		Sarazen 9 and 8		Sarazen 5 and 4	
151 Al Espinosa -----					
150 Willie MacFarlane -----		MacFarlane 3 and 2			
149 Henry Ciuci -----			Smith 6 and 5		
151 Horton Smith -----		Smith 7 and 6			
150 Walter Bemish -----					
151 Cyril Walker -----		Walker 3 and 2			
151 Ed Dudley -----			Walker 5 and 4		
148 John Golden -----		Golden 3 and 2			
152 Alfred Sargent -----				Creavy 3 and 1	
150 Peter O'Hara -----		O'Hara 4 and 3			
149 Walter Hagen -----			Creavy 2-up		
148 Tom Creavy -----		Creavy 5 and 4			
150 Jack Collins -----					
150 Bob Crowley -----		Crowley 1-up			
152 Pat Circelli -----			Burke 5 and 4		
149 Billy Burke -----		Burke 5 and 3		Burke 5 and 3	
151 Dave Hackney -----					
150 Abe Espinosa -----		Espinosa 4 and 3			
152 Vincent Eldred -----			Espinosa 2 and 1		
152 Bill Mehlhorn -----		Mehlhorn 3 and 2			
151 Leo Diegel -----					
150 Denny Shute -----		Shute 1-up (38)			
151 Tony Butler -----			Shute 2 and 1		
152 Jim Foulis -----		Foulis 2-up			
153 Johnny Farrell -----				Shute 3 and 1	
Tommy Armour -----		Armour 2 and 1			
151 Joe Kirkwood -----			Armour 5 and 3		
149 Walter Murray -----		Murray 6 and 5			
146 Eddie Schultz -----					

Creavy
2 and 1

1930 The final was something out of a Hollywood script, with two great golfers battling to their final putts to determine the PGA Champion. Even though Gene Sarazen was the favorite over Tommy Armour, especially with Sarazen playing on his home course, it was one of those matches where neither player had the upper hand. The biggest lead was just two holes, which both players had at one time during the contest.

Following the morning round, Armour had a 1-up lead, after shooting 71 to Sarazen's 72. On the front nine of the afternoon round, Sarazen got the hole back, and they went to the final nine all-square. On the 18th hole, Sarazen hooked his tee shot, while Armour hit the fairway. Sarazen put his second shot into a greenside bunker. Then Armour, who had a poor lie, hit his second shot into the bunker. Sarazen put his bunker shot 10 feet past the hole, while Armour exploded 12 feet away. As Armour got over his putt, he was forced to back away after a photographer disturbed him. When he finally hit the ball, it had just enough momentum to topple in to win. Sarazen, who looked surprised that Armour made it, putted hurriedly and missed.

Notable players who did not make the field in sectional qualifying included past PGA Champions Walter Hagen, Jock Hutchison and Jim Barnes. Meanwhile, the second round saw Leo Diegel end his two-year reign as PGA Champion, losing to Harold Sampson, 1-up.

Champion: Tommy Armour, Detroit, Mich.

Site: Fresh Meadows CC, Flushing, N.Y.

Date: Sept. 8-13

Purse: \$10,300

Road to the Finals

Tommy Armour beat	Round	Gene Sarazen beat
Clarence Hackney, 11 and 10	1st Round	Charles Schneider, 1-up
Bob Shave, 7 and 5	2nd Round	Bob Crowley, 7 and 6
Johnny Farrell, 2 and 1	Quarterfinals	Al Espinosa, 2 and 1
Charles Lacey, 1-up	Semifinals	Joe Kirkwood, 5 and 4



Qual. Score	First Round 36 Holes	Second Round 36 Holes	Quarterfinal 36 Holes	Semifinal 36 Holes	Final 36 Holes
153 Eric Seavall-----					
156 Al Watrous-----		Watrous 3 and 1			
147 Charles Lacey-----			Lacey 5 and 4		
146 Charles Guest-----		Lacey 3 and 2		Lacey 4 and 3	
151 Harold Sampson----		Sampson 4 and 3			
157 Clarence Ehresman----			Sampson 1-up (38)		
150 Leo Diegel-----		Diegel 8 and 7			
150 Henry Ciuci-----					
148 Tommy Armour-----		Armour 11 and 10			
156 Clarence Hackney----			Armour 7 and 5		
156 Joseph Kenny-----		Shave 1-up		Armour 2 and 1	
156 Bob Shave-----					
150 Denny Shute-----		Shute 8 and 6			
154 Joe Frank-----			Farrell 1-up		
145 Johnny Farrell-----		Farrell 7 and 5			
156 Norman Smith-----					
153 Gene Sarazen-----		Sarazen 1-up			
151 Charles Schneider----			Sarazen 7 and 6		
151 Wiffy Cox-----		Crowley 4 and 3		Sarazen 2 and 1	
156 Bob Crowley-----					
153 Bill Mehlhorn-----		Cooper 2 and 1			
146 Harry Cooper-----			Espinosa 4 and 3		
147 Mark Fry-----		Espinosa 2 and 1			
150 Al Espinosa-----					
156 Gunnar Johnson-----		Kirkwood 8 and 7			
157 Joe Kirkwood-----			Kirkwood 1-up (37)		
152 John Golden-----		Collins 5 and 4		Kirkwood 1-up	
150 J.S. Collins-----					
158 Billy Burke-----		Smith 2 and 1			
145 Horton Smith-----			Smith 5 and 4		
156 Laurie Ayton-----		Ayton 4 and 3			
152 Earl Fry-----					

Armour
1-up


Sarazen
5 and 4

1929 Leo Diegel won his second consecutive PGA Championship, after once again ousting rival Walter Hagen, in the semifinals, 3 and 2. He then topped Johnny Farrell in the finals, 6 and 4. At one point, Diegel won four straight holes from Farrell, only to lose the next three. Farrell won the 18th hole to finish the morning round 1-up. Diegel started the afternoon round on the right foot by winning the 19th hole to square the match. On several of the next eight holes, he frustrated Farrell with some well-placed stymies.

This came to a head on the 27th green when Diegel, who was 1-up at the time, missed a short putt. However, his ball stopped in a position that partly covered the cup and blocked Farrell's five-foot putt. Farrell tried to negotiate around Diegel's ball, but he failed and knocked Diegel's ball into the cup to lose the hole. The same thing happened on the next green. Instead of being all square or 1-down through safer play, Farrell found himself 3-down. At the next hole, Farrell again had a three-footer for a win. Yet, even though Diegel's ball wasn't in his way, Farrell still missed the putt. Diegel then parred the rest of the holes to seal the PGA Championship.

Champion: Leo Diegel, Tijuana, Mexico
Site: Hillcrest CC, Los Angeles, Calif.
Date: Dec. 2-7 Par: 36-35-71 Purse: \$5,000

Road to the Finals		
Leo Diegel beat	Round	Johnny Farrell beat
P.O. Hart, 10 and 9	1st Round	John Golden, 1-up
Herman Barron, 10 and 9	2nd Round	Henry Ciuci, 2 and 1
Gene Sarazen, 3 and 2	Quarterfinals	Craig Wood, 1-up (37)
Walter Hagen, 3 and 2	Semifinals	Al Watrous, 6 and 5



Qual. Score	First Round 36 Holes	Second Round 36 Holes	Quarterfinal 36 Holes	Semifinal 36 Holes	Final 36 Holes
145	Larry Nabholz ----				
143	Albert Alcroft ----	Nabholz 1-up			
147	Neal McIntyre ----		Watrous 9 and 7		
145	Al Watrous ----	Watrous 4 and 3		Watrous 2-up	
143	Al Espinosa ----	Espinosa 5 and 4			
146	David Hackney ----		Espinosa 1-up (40)		
149	Bill Mehlhorn ----	Mehlhorn 7 and 6			
146	Guy Paulsen ----				Farrell 6 and 5
148	Neil Christian ----	Christian 7 and 6			
144	Frank Walsh ----		Wood 3 and 2		
145	Craig Wood ----	Wood 1-up (37)		Farrell 1-up (37)	
144	Horton Smith ----				
149	Henry Ciuci ----	Ciuci 3 and 2			
146	Clarence Clark ----		Farrell 2 and 1		
148	Johnny Farrell ----	Farrell 1-up			
141	John Golden ----				Diegel 6 and 4
141	Tony Manero ----	Manero 6 and 5			
142	Denny Shute ----		Manero 6 and 5		
148	Eddie Schultz ----	Schultz 5 and 4			
147	Wiffy Cox ----			Hagen 6 and 5	
149	Walter Hagen ----	Hagen 9 and 8			
145	Bob Shave ----		Hagen 5 and 4		
143	Charles Guest ----	Guest 1-up			Diegel 3 and 2
147	Mortie Dutra ----				
140	Leo Diegel ----	Diegel 10 and 9			
147	P.O. Hart ----		Diegel 10 and 9		
146	Herman Barron ----	Barron 5 and 4		Diegel 3 and 2	
147	Clarence Daser ----				
141	Gene Sarazen ----	Sarazen 3 and 2			
148	Jack Hendry ----		Sarazen 3 and 2		
136	Fred Morrison ----				
147	Joe Kirkwood ----	Morrison 5 and 4			

1928 In a stunning upset, five-time PGA Champion Walter Hagen lost to rival Leo Diegel in the quarterfinals, 2 and 1, snapping “The Haig’s” consecutive PGA Championship match-play winning streak at 22. Diegel then handily beat Gene Sarazen, 9 and 8 in the semifinals; and Al Espinosa in the finals, 6 and 5, as Espinosa’s putting touch deserted him. Espinosa got off to a good start when he won the second hole, but he then had a three putt on the next hole.

After Espinosa won the sixth hole, Diegel made up ground with two birdies in a row. He played brilliantly on the back nine, as he ended the morning round 4-up. Espinosa hung on during the front nine of the afternoon round, but was unable to cut down Diegel’s lead. After consecutive three-putts on the 29th and 30th holes, the match ended one hole later.

While Diegel had finally won a PGA Championship, he did not receive the Wanamaker Trophy for his efforts, as Hagen shockingly announced that the trophy was lost in a Chicago taxicab a few years prior. In 1930, fortunately, a porter in Detroit eventually found the trophy unscathed in the basement of the manufacturer of Hagen’s line of golf clubs.

Champion: Leo Diegel, Tijuana, Mexico
Site: Five Farms CC, Baltimore, Md.
Date: Oct. 1-6 Par: 35-35-70 Purse: \$10,400

Road to the Finals		
Leo Diegel beat	Round	Al Espinosa beat
Tony Manero, 10 and 8	1st Round	John Golden, 8 and 7
George Christ, 6 and 4	2nd Round	Bob MacDonald, 1-up (37)
Walter Hagen, 2 and 1	Quarterfinals	Jock Hutchison, 5 and 4
Gene Sarazen, 9 and 8	Semifinals	Horton Smith, 6 and 5



Qual. Score	First Round 36 Holes	Second Round 36 Holes	Quarterfinal 36 Holes	Semifinal 36 Holes	Final 36 Holes
153 Willie MacFarlane		MacFarlane 9 and 7	Smith 1-up	Smith 2-up	Espinosa 6 and 5
160 Jim Foulis					
153 Billy Burke		Smith 2 and 1	Del Vecchio 1-up (37)	Espinosa 5 and 4	
150 Horton Smith					
156 Glen Spencer		Spencer 8 and 6	Espinosa 1-up (37)	Espinosa 5 and 4	
160 Fred McDermott		Del Vecchio 1-up (37)			
157 Perry Del Vecchio		Del Vecchio 1-up (37)	Espinosa 1-up (37)	Espinosa 5 and 4	
156 Jack Burke					
153 John Golden		Espinosa 8 and 7	Hutchison 1-up	Sarazen 7 and 6	
142 Al Espinosa		MacDonald 2-up			
159 Willie Kidd		Hutchison 3 and 2	Hutchison 1-up	Sarazen 7 and 6	
157 Bob MacDonald					
153 Jack Hutchison		Doyle 6 and 4	Sarazen 3 and 2	Diegel 9 and 8	
159 Willie Klein		Barnes 3 and 2			
156 Mortie Dutra		Sarazen 3 and 2	Dudley 3 and 2	Diegel 2 and 1	
160 Pat Doyle					
158 Jim Barnes		Watrous 2 and 1	Diegel 6 and 4	Diegel 2 and 1	
146 Tommy Armour		Dudley 3 and 2			
156 Bill Mehlhorn		Christ 1-up (38)	Diegel 10 and 8	Hagen 2-up	
149 Gene Sarazen					
154 Olin Dutra		Christ 1-up (38)	Hagen 2-up	Hagen 2-up	
151 Al Watrous		Dudley 3 and 2			
155 Ed Dudley		Diegel 10 and 8	Hagen 2-up	Hagen 2-up	
156 Wiffy Cox					
150 George Christ		Hagen 4 and 3	Hagen 2-up	Hagen 2-up	
155 Albert Alcroft		Blanton 9 and 8			
152 Tony Manero		Blanton 9 and 8	Hagen 2-up	Hagen 2-up	
151 Leo Diegel					
155 Willie Ogg					
150 Walter Hagen					
155 Julian Blanton					
153 Ed McElligott					

1927 Walter Hagen won a record fifth PGA Championship with a dramatic 1-up win over Joe Turnesa in the finals, as Turnesa left a putt short on the lip on the final hole that would have forced overtime. Turnesa got off to a good start when he shot a 71 in the morning round to Hagen's 77. Despite the six-shot difference, Turnesa went to lunch with only a 2-up lead. Turnesa added another hole at the 19th, but then the tide started to turn, as five-footers that were no problem in his earlier matches became a struggle. On the last six holes, Turnesa nervously missed short and easy putts. On the 29th hole, Hagen made a birdie to square the match, and with a Turnesa bogey at the 31st hole, Hagen took a 1-up lead.

In the second round, Hagen played spotlessly as he routed Tony Manero, 11 and 10. Tommy Armour also played great golf in his 7-and-6 victory over Tom Harmon, which set up a quarterfinal match between the defending U.S. Open winner and PGA Champion. For the second round, large galleries appeared, with most of them watching the match between local hero Harry Cooper and Al Espinosa. However, his popularity didn't help a poor putting day as the "home boy" was eliminated, 5 and 4. The match of the day was played between Joe Turnesa and Willie Klein. After the first eight holes of play Klein was 6-up, and it took a furious rally by Turnesa to square the match by the 35th hole. Then with a 20-foot putt on the final green, Turnesa was able to win the match, 1-up.

In the quarterfinals, Hagen found a hot putter, but still had a hard-fought match against Armour in his 4-and-3 win. Espinosa beat Mortie Dutra, 1-up, but again the score was misleading. With three holes left to play in the morning round, Espinosa was 6-up, but Dutra won the last three holes, and in the afternoon round, took the first four holes. Espinosa was able to turn things around and led the match by one after the 27th hole. He was able to hold on by that margin. The match between Sarazen and Joe Turnesa matched two Americans of Italian descent, with Turnesa handing Sarazen a 3-and-2 defeat.

Of the two semifinal matches, Turnesa had an easy time of John Golden, who was mired in a putting slump. Turnesa had a 9-up lead after the morning round, and it was just a matter of time before he won the

Champion: Walter Hagen, Rochester, N.Y.
Site: Cedar Crest CC, Dallas, Texas
Date: Oct. 31-Nov. 5 Par: 36-35-71 Purse: \$15,441

Road to the Finals		
Walter Hagen beat	Round	Joe Turnesa beat
Jack Farrell, 3 and 2	1st Round	Charles McKenna, 5 and 3
Tony Manero, 11 and 10	2nd Round	Willie Klein, 1-up
Tommy Armour, 4 and 3	Quarterfinals	Gene Sarazen, 3 and 2
Al Espinosa, 1-up (37)	Semifinals	John Golden, 7 and 6



Qual. Score	First Round 36 Holes	Second Round 36 Holes	Quarterfinal 36 Holes	Semifinal 36 Holes	Final 36 Holes
152 Tommy Armour		Armour 4 and 3	Armour 7 and 6	Hagen 4 and 3	Hagen 1-up (37)
146 Johnny Farrell					
153 Tom Harmon Jr.		Harmon Jr. 4 and 3			
151 Johnny Perelli					
154 Tony Manero		Manero 4 and 3	Hagen 11 and 10		
149 Bobby Cruickshank					
141 Walter Hagen		Hagen 3 and 2			
148 Jack Farrell					
149 Mortie Dutra		Dutra 12 and 11	Dutra 2-up	Espinosa 1-up	
144 Albert Alcroft					
149 Charles Guest		Guest 3 and 2			
153 Roland Hancock					
146 Al Espinosa		Espinosa 5 and 4	Espinosa 5 and 4		
148 Mel Smith					
147 Harry Cooper		Cooper 7 and 6			
154 Eddie Murphy					
150 Ed Dudley		Dudley 8 and 7	Sarazen 4 and 3	Turnesa 3 and 2	Turnesa 7 and 6
152 James Gullane					
144 Gene Sarazen		Sarazen 1-up (37)			
154 J.G. Curley					
152 Willie Klein		Klein 1-up	Turnesa 1-up		
150 Bill Mehlhorn					
141 Joe Turnesa		Turnesa 5 and 3			
151 Charles McKenna					
151 John Golden		Golden 2 and 1	Golden 1-up (37)	Golden 4 and 2	
153 Charles Koontz					
152 Harold Long		Long 4 and 3			
154 Willie Kidd					
147 Francis Gallett		Gallett 4 and 3	Gallett 2-up		
152 Bob Shave					
153 Ralph Beach		Beach 1-up			
154 Fred Baroni					

match, 7 and 6. In the other match, between Espinosa and Hagen, it looked as if the defending PGA Champion was going to be beaten. Espinosa won the 35th hole to go 1-up. On the second shot to the final green, Espinosa was 25 feet away, with Hagen over the green. It seemed certain that Hagen was going to lose, because he didn't have any chance to make the birdie he needed. He hit a great chip shot and was

conceded his 4. Espinosa had two putts for the victory. He looked very uncomfortable over the situation and left his approach putt a yard short. He then missed the match-winning putt. The match went into extra holes and, on the first hole, Espinosa again repeated his three-putt, and Hagen won the match.

1926 Walter Hagen earned his fourth PGA Championship in six years with a 5-and-3 victory in the final over Leo Diegel, who was noticeably suffering from an attack of nerves. This was clearly illustrated when Diegel had problems on the first hole in the afternoon round, as he over-shot the green, and his ball stopped on a road underneath a car. When the owner moved the vehicle, Diegel's ball was in a deep rut. It took him three swipes to get it on the green, and he lost the hole to go 3-down. Diegel won the next hole, and after 27 holes was still 2-down. But Hagen won the 28th and 31st and was 4-up. It was only a matter of time, as Diegel produced a 6 on the 33rd hole to give Hagen his fourth PGA Championship.

One first-round match of note paired former PGA Champions Gene Sarazen and Jim Barnes. Sarazen was 1-up during the afternoon round, when he breezed along to make the turn in 32, and eventually won, 5 and 4.

Champion: Walter Hagen, Rochester, N.Y.
Site: Salisbury Golf Links, Westbury, Long Island, N.Y.
Date: Sept. 20-25 Par: 36-36-72 Purse: \$11,100

Road to the Finals		
Walter Hagen beat	Round	Leo Diegel beat
Joe Turnesa, 3 and 2	1st Round	Mike Patton, 8 and 7
Dick Grout, 7 and 6	2nd Round	Neal McIntyre, 6 and 5
Pat Doyle, 6 and 5	Quarterfinals	Abe Espinosa, 3 and 2
Johnny Farrell, 6 and 5	Semifinals	John Golden, 1-up



Qual. Score	First Round 36 Holes	Second Round 36 Holes	Quarterfinal 36 Holes	Semifinal 36 Holes	Final 36 Holes
150 Marshall Crichton -		Crichton 1-up			
148 Francis Gallett-----			Doyle 3 and 2		
151 Pat Doyle-----		Doyle 2 and 1		Hagen 6 and 5	
153 Willie Maguire ----					
152 Jack Hendry -----		Grout 4 and 3	Hagen 7 and 6		
154 Dick Grout -----					
145 Joe Turnesa -----		Hagen 3 and 2			Hagen 6 and 5
140 Walter Hagen -----					
152 Fred McLeod-----		Linnars 5 and 4	Farrell 6 and 5		
153 Dick Linnars-----				Farrell 3 and 1	
147 Al Watrous -----		Farrell 6 and 5			
150 Johnny Farrell-----					
149 Harry Hampton ---		Hampton 6 and 5	Hampton 6 and 5		
151 Larry Nabholz ---					
152 Al Espinosa -----		Harmon Jr. 6 and 4			
153 Tom Harmon Jr. ---					
150 Gunnar Nelson ---		Espinosa 7 and 6	Espinosa 1-up		
155 Abe Espinosa -----				Diegel 3 and 2	
151 George Aulbach ---		Brady 1-up (37)			
150 M.J. Brady -----					
143 Mike Patton -----		Diegel 8 and 7	Diegel 6 and 5		
149 Leo Diegel -----					Diegel 1-up
148 Bobby Cruickshank		McIntyre 4 and 2			
152 Neal McIntyre -----					
148 Harry Cooper -----		Golden 5 and 3	Golden 4 and 3		
153 John Golden -----				Golden 7 and 6	
150 Gene Sarazen -----		Sarazen 5 and 4			
152 Jim Barnes -----					
147 Bill Leach -----		Leach 3 and 2	Christ 1-up (38)		
154 Laurie Ayton -----					
151 George Christ -----		Christ 3 and 2			
149 Leo Shea -----					

Hagen 5 and 3

1925 Walter Hagen eagled the first hole of his final match against Bill Mehlhorn at Olympia Fields Country Club in Olympia Fields, Ill., and went on to a 6-and-5 victory, earning his second consecutive PGA Championship.

In the opening 18 holes of the Championship match, both players went out in 33, with Hagen clinging to a 1-up lead. Hagen remained sizzling on the back side, where he matched par on every hole except for a birdie at the 13th to post a 67. Despite equalling par on the round, Mehlhorn found himself 4-down.

In the afternoon round, Hagen went out in 33 and picked up another hole on Mehlhorn, who had a 1-under-par 34. By then it was only a matter of time, as Hagen won two more holes and closed out the match on the 31st hole, 6 and 5.

The biggest suprise of the first round was the defeat of two-time PGA Champion Gene Sarazen, who went down in an 8-and-7 drubbing at the hands of Jack Burke Sr. At the same time, Hagen needed 39 holes to oust low qualifier Al Watrous. Throughout the morning round Hagen trailed, but neither player was able to gather an advantage of more than one hole. Hagen came to the final hole in the afternoon dormie one, but lost the hole to send the match into overtime. Hagen won the 39th hole.

Hagen's match-play magic continued in the quarterfinals against Leo Diegel. Hagen got off to a poor start, taking five holes before he finally made a par. After the front nine, Diegel stood 4-up and finished the round 5-up. Hagen trimmed the deficit to 2-down after the 27th hole, but both players halved the next five holes. Hagen got another hole back and sent the match into overtime by winning the 36th hole. On the fourth extra hole, Hagen won to advance to the semifinals.

Champion: Walter Hagen, Rochester, N.Y.


Site: Olympia Fields CC, Olympia Fields, Ill.

Date: Sept. 21-26

Purse: \$6,330

Road to the Finals

Walter Hagen beat	Round	Bill Mehlhorn beat
Al Watrous, 1-up 39 holes	1st Round	Emmett French, 5 and 4
Mike Brady, 7 and 6	2nd Round	Al Espinosa, 1-up
Leo Diegel, 1-up 40 holes	Quarterfinals	Tom Kerrigan, 7 and 6
Harry Cooper, 3 and 1	Semifinals	Mortie Dutra, 8 and 6



Qual. Score	First Round 36 Holes	Second Round 36 Holes	Quarterfinal 36 Holes	Semifinal 36 Holes	Final 36 Holes
151 Walter Hagen -----		Hagen 1-up (39)	Hagen 7 and 6	Hagen 1-up (40)	Hagen 3 and 1
140 Al Watrous -----					
149 Mike Brady -----		Brady 10 and 9			
150 J.S. Collins -----					
149 Leo Diegel -----		Diegel 2 and 1	Diegel 2 and 1		
150 Laurie Ayton -----					
149 Bobby Cruickshank -----		Cruickshank 4 and 3			
149 Bill Leach -----					
147 Harry Cooper -----		Cooper 7 and 6	Cooper 2 and 1	Cooper 2 and 1	
151 Jack Blakeslee -----					
146 Jack Burke -----		Burke 8 and 7			
146 Gene Sarazen -----					
154 Johnny Farrell -----		Farrell 6 and 4	Farrell 1-up (37)		
154 Wm. Creavy -----					
151 Ray Derr -----		Derr 4 and 3			
155 Abe Espinosa -----					
143 Bill Mehlhorn -----		Mehlhorn 5 and 4	Mehlhorn 1-up	Mehlhorn 7 and 6	Mehlhorn 8 and 6
155 Emmett French -----					
153 Al Espinosa -----		Espinosa 5 and 3			
153 George Howard -----					
154 Tom Kerrigan -----		Kerrigan 5 and 3	Kerrigan 2-up		
156 George Smith -----					
153 Dan Williams -----		Williams 4 and 3			
152 Charles Hoffner -----					
147 Mortie Dutra -----		Dutra 2 and 1	Dutra 6 and 5	Dutra 2-up	
155 Willie Ogg -----					
151 Ed Dudley -----		Dudley 3 and 2			
154 Mike Patton -----					
152 Tommy Armour -----		Armour 3 and 1	Armour 6 and 5		
154 George Griffin -----					
151 John Golden -----		Golden 9 and 8			
152 Dave Robertson -----					

Hagen
6 and 5

1924 Walter Hagen began the most remarkable four-year win streak in major championship history, capturing his second overall PGA Championship at French Lick Springs in French Lick, Ind.

In the semifinal, Hagen rolled past Ray Derr, 8 and 7, while two-time Champion Jim Barnes struggled to defeat Larry Nabholz, 1-up. Barnes was 1-down after the morning round and didn't gain any of it back with two holes left to play. Thanks to a 3 at the 35th hole, he squared the match, and eventually Nabholz's inexperience in major competition cost him the match. The 24-year-old's second shot to the home hole was over the green. Instead of putting the ball down the slope, he used a niblick and skidded his ball way past the hole. He two-putted for bogey and Barnes made a routine par.

Barnes' attempt to avenge a loss to Hagen in the finals of the 1921 Championship went awry due to a faulty putter. Barnes suffered four three-putt greens in the morning round, and each one cost him a hole, falling 4-down. In the afternoon, Barnes fought back with a front nine of 34 and, with a birdie on the 29th hole, trimmed Hagen's lead to 1-up. The players traded wins at the 30th and 31st holes, but when Hagen won the 34th hole, Barnes was dormie two. On the 35th hole, Hagen took three putts, his second one missing from three feet. Going to the finishing hole, Barnes needed a win to send the match into overtime, but a bad drive followed by a shanked mashie niblick handed the match to Hagen, 2-up.

The biggest upset of the early rounds involved Gene Sarazen, who came into French Lick Springs undefeated in two previous Championships. But, he was upset, 2 and 1, in the second round by Nabholz.

Champion: Walter Hagen, Rochester, N.Y.

Site: French Lick Springs, French Lick, Ind.

Date: Sept. 15-20

Purse: \$6,830

Road to the Finals

Walter Hagen beat	Round	Jim Barnes beat
Tom Harmon, 6 and 5	1st Round	Mike Brady, 1-up 39 holes
Al Watrous, 4 and 3	2nd Round	Eddie Towns, 10 and 9
Johnny Farrell, 3 and 2	Quarterfinals	Emmett French, 6 and 4
Ray Derr, 8 and 7	Semifinals	Larry Nabholz, 1-up



Qual. Score	First Round 36 Holes	Second Round 36 Holes	Quarterfinal 36 Holes	Semifinal 36 Holes	Final 36 Holes
145 Willie MacFarlane		MacFarlane 5 and 4			
150 George Dow			Farrell 2 and 1		
140 Johnny Farrell		Farrell 2 and 1		Hagen 3 and 2	
149 Neil Christian					
148 Al Watrous		Watrous 3 and 1			
150 George Aubach			Hagen 4 and 3		
141 Walter Hagen		Hagen 6 and 5			Hagen 8 and 7
149 Tom Harmon Jr.					
147 Al Espinosa		Espinosa 4 and 2			
147 Arthur Ham			Espinosa 4 and 3		
141 Francis Gallett		Gallett 4 and 3		Derr 2 and 1	
146 Bill Mehlhorn					
141 Bobby Cruickshank		Cruickshank 7 and 5			
146 Willie Ogg			Derr 2 and 1		
141 Harry Hampton		Derr 2-up			
146 Ray Derr					Hagen 2-up
146 Henry Ciuci		Ciuci 4 and 2			
143 Charles Hoffner			Ciuci 4 and 3		
150 Dan Williams		Williams 4 and 2		Nabholz 5 and 4	
149 Fred Baroni					
142 Gene Sarazen		Sarazen 5 and 4			
150 Fred McLeod			Nabholz 2 and 1		
148 Larry Nabholz		Nabholz 1-up			Barnes 1 up
148 Jack Forrester					
148 Mortie Dutra		Dutra 3 and 1			
147 Leo Diegel			French 3 and 1		
148 Emmett French		French 6 and 4		Barnes 6 and 4	
150 Jack Robertson					
148 Jim Barnes		Barnes 1-up (39)			
141 M.J. Brady			Barnes 10 and 9		
148 Eddie Towns					
147 Jack Hutchison		Towns 4 and 3			

1923 Gene Sarazen captured his second consecutive PGA Championship with five superior early-round performances before facing legendary Walter Hagen in one of the classic final matches of the era. To get there, Sarazen edged two-time Champion Jim Barnes, 1-up, thanks to a birdie on the final hole of their quarterfinal battle. In the semifinal, Sarazen rolled past Bobby Cruickshank, 6 and 5.

Hagen was a study in match-play domination, never allowing an opponent to reach the 17th hole, and powering past George McLean, 12 and 11, in the most lopsided semifinal in Championship history.

Sarazen went on to successfully defend his title by defeating Hagen in the first extra-hole final in PGA Championship history. But it took one of Hagen's patented charges to send the match to extra holes. Both players stood all square after the morning round, and Sarazen built a 3-hole lead after the front nine of the afternoon round.

Hagen rallied by making birdie at the 29th hole, and squared the match by winning the 34th and 35th holes. The final hole was halved, sending the match into extra holes. The first hole was halved, but the match almost ended on the tee shots at the second hole when Sarazen hit into heavy rough, just a couple of feet away from an out-of-bounds fence. With a crowd gathered around him, Sarazen was heard by a few spectators to say, "I'll put this one up so close to the hole that it will break Walter's heart," which he did. It was one of the most magnificent shots ever made in championship golf, dropping short of the pin and coming to rest two feet away from a certain birdie. Hagen followed by chipping poorly into a greenside bunker. His last gasp effort to tie Sarazen resulted in his bunker approach coming within inches of the hole.


Champion: Gene Sarazen, New York, N.Y.

Site: Pelham GC, Pelham Manor, N.Y.

Date: Sept. 23-29 **Par:** 36-36-72 **Purse:** \$3,600

Road to the Finals

Gene Sarazen beat	Round	Walter Hagen beat
Lloyd Gullickson, 8 and 7	1st Round	George Griffin, 4 and 3
D.K. White, 11 and 10	2nd Round	Jack Elplick, 10 and 9
Alec Campbell, 3 and 2	3rd Round	John Golden, 4 and 3
Jim Barnes, 1-up	Quarterfinals	Fred McLeod, 5 and 4
Bobby Cruickshank, 6 and 5	Semifinals	George McLean, 12 and 11



First Round 36 Holes	Second Round 36 Holes	Third Round 36 Holes	Quarterfinal 36 Holes	Semifinal 36 Holes	Final 36 Holes
Herbert Obendorf -----	Underwood 5 and 4	Cruikshank 7 and 5	Cruikshank 1-up	Cruikshank 1-up (39)	Sarazen 7 and 5
George Underwood -----	Cruikshank 2 and 1	Derr 5 and 4	MacFarlane 9 and 8	Sarazen 1-up	
Bobby Cruickshank -----	Coltart 1-up	MacFarlane 3 and 2	Barnes 7 and 5	Hagen 5 and 4	Hagen 12 and 11
Bill Leach -----	Derr 2 and 1	Stait 1-up	Sarazen 3 and 2	McLeod 5 and 4	
Frank Coltart -----	MacFarlane 6 and 5	Barnes 10 and 8	McLeod 4 and 3	Hagen 4 and 3	
John Edmundson -----	Reid 4 and 2	Walker 2 and 1	Hagen 10 and 9	McLean 5 and 4	
Ray Derr -----	Stait 7 and 6	Campbell 4 and 3	Golden 1-up	Kirkwood 1-up	
Charles Hoffner -----	Forrester 6 and 4	Sarazen 8 and 7	Golden 1-up	Farrell 4 and 3	
Willie MacFarlane -----	Barnes 12 and 11	White 9 and 8	McLeod 1-up	McLean 6 and 4	
George Stark -----	Cowan 9 and 8	Hackney 7 and 6	Hagen 5 and 4	Ogg 12 and 11	
Louis Chiapetta -----	Cooper 7 and 6	Hackney 7 and 6	McLeod 1-up	Ogg 12 and 11	
Wilfred Reid -----	Cooper 7 and 6	Hackney 7 and 6	McLeod 1-up	Ogg 12 and 11	
Jack Stait -----	Walker 5 and 4	Hackney 7 and 6	McLeod 1-up	Ogg 12 and 11	
Harry Ellis -----	Klein 4 and 3	Hackney 7 and 6	McLeod 1-up	Ogg 12 and 11	
Jack Forrester -----	Campbell 4 and 3	Hackney 7 and 6	McLeod 1-up	Ogg 12 and 11	
Herbert Nicoll -----	Sarazen 8 and 7	Hackney 7 and 6	McLeod 1-up	Ogg 12 and 11	
George Dernback -----	White 9 and 8	Hackney 7 and 6	McLeod 1-up	Ogg 12 and 11	
Jim Barnes -----	Hackney 6 and 5	Hackney 7 and 6	McLeod 1-up	Ogg 12 and 11	
John Cowan -----	Minor 4 and 2	Hackney 7 and 6	McLeod 1-up	Ogg 12 and 11	
Herbert Meyering -----	Meehan 7 and 6	Hackney 7 and 6	McLeod 1-up	Ogg 12 and 11	
Alex Ellis Jr. -----	McLeod 5 and 4	Hackney 7 and 6	McLeod 1-up	Ogg 12 and 11	
Harry Cooper -----	Hagen 4 and 3	Hackney 7 and 6	McLeod 1-up	Ogg 12 and 11	
Willie Maguire -----	Hagen 4 and 3	Hackney 7 and 6	McLeod 1-up	Ogg 12 and 11	
Cyril Walker -----	Elplick 4 and 2	Hackney 7 and 6	McLeod 1-up	Ogg 12 and 11	
Chas. Rowe -----	Barnett 5 and 4	Hackney 7 and 6	McLeod 1-up	Ogg 12 and 11	
Willie Klein -----	Golden 5 and 4	Hackney 7 and 6	McLeod 1-up	Ogg 12 and 11	
Nick DeMane -----	Kirkwood 6 and 4	Hackney 7 and 6	McLeod 1-up	Ogg 12 and 11	
Alec Campbell -----	West 5 and 3	Hackney 7 and 6	McLeod 1-up	Ogg 12 and 11	
Lloyd Gullickson -----	Hunter 2 and 1	Hackney 7 and 6	McLeod 1-up	Ogg 12 and 11	
Gene Sarazen -----	Farrell 1-up	Hackney 7 and 6	McLeod 1-up	Ogg 12 and 11	
D.K. White -----	McLean by default	Hackney 7 and 6	McLeod 1-up	Ogg 12 and 11	
Carl Rocco -----	Donaldson by default	Hackney 7 and 6	McLeod 1-up	Ogg 12 and 11	
Clarence Hackney -----	Anderson 1-up (37)	Hackney 7 and 6	McLeod 1-up	Ogg 12 and 11	
Al Hackbarth -----	Ogg 2 and 1	Hackney 7 and 6	McLeod 1-up	Ogg 12 and 11	
Jim Carberry -----		Hackney 7 and 6	McLeod 1-up	Ogg 12 and 11	
R.S. Minor -----		Hackney 7 and 6	McLeod 1-up	Ogg 12 and 11	
James Meehan -----		Hackney 7 and 6	McLeod 1-up	Ogg 12 and 11	
Austie Claeysens -----		Hackney 7 and 6	McLeod 1-up	Ogg 12 and 11	
Fred McLeod -----		Hackney 7 and 6	McLeod 1-up	Ogg 12 and 11	
Wiffy Cox -----		Hackney 7 and 6	McLeod 1-up	Ogg 12 and 11	
Walter Hagen -----		Hackney 7 and 6	McLeod 1-up	Ogg 12 and 11	
George Griffin -----		Hackney 7 and 6	McLeod 1-up	Ogg 12 and 11	
Jack Elplick -----		Hackney 7 and 6	McLeod 1-up	Ogg 12 and 11	
Ralph Thomas -----		Hackney 7 and 6	McLeod 1-up	Ogg 12 and 11	
Pat Doyle -----		Hackney 7 and 6	McLeod 1-up	Ogg 12 and 11	
Robert Barnett -----		Hackney 7 and 6	McLeod 1-up	Ogg 12 and 11	
Wilbur Jack -----		Hackney 7 and 6	McLeod 1-up	Ogg 12 and 11	
John Golden -----		Hackney 7 and 6	McLeod 1-up	Ogg 12 and 11	
Joe Kirkwood -----		Hackney 7 and 6	McLeod 1-up	Ogg 12 and 11	
Wm. Goebel -----		Hackney 7 and 6	McLeod 1-up	Ogg 12 and 11	
James West -----		Hackney 7 and 6	McLeod 1-up	Ogg 12 and 11	
Alex Gerard -----		Hackney 7 and 6	McLeod 1-up	Ogg 12 and 11	
Al Watrous -----		Hackney 7 and 6	McLeod 1-up	Ogg 12 and 11	
Willie Hunter -----		Hackney 7 and 6	McLeod 1-up	Ogg 12 and 11	
Dave McKay -----		Hackney 7 and 6	McLeod 1-up	Ogg 12 and 11	
Johnny Farrell -----		Hackney 7 and 6	McLeod 1-up	Ogg 12 and 11	
George McLean -----		Hackney 7 and 6	McLeod 1-up	Ogg 12 and 11	
Dave Stevens -----		Hackney 7 and 6	McLeod 1-up	Ogg 12 and 11	
Jimmie Donaldson -----		Hackney 7 and 6	McLeod 1-up	Ogg 12 and 11	
Eddie Loos -----		Hackney 7 and 6	McLeod 1-up	Ogg 12 and 11	
Carl Anderson -----		Hackney 7 and 6	McLeod 1-up	Ogg 12 and 11	
Stuart Sanderson -----		Hackney 7 and 6	McLeod 1-up	Ogg 12 and 11	
Willie Ogg -----		Hackney 7 and 6	McLeod 1-up	Ogg 12 and 11	
Fred Baroni -----		Hackney 7 and 6	McLeod 1-up	Ogg 12 and 11	

Sarazen
1-up (38)

1922 Former PGA Champion Jock Hutchison was given a chance to avenge his loss in the 1921 PGA Championship, when he met reigning U.S. Open Champion Gene Sarazen in the quarterfinals. The match went to the 35th hole, with Sarazen winning, 3 and 1, after trailing Hutchison through the morning half and the greater part of the afternoon.

In the semifinals, Sarazen met Bobby Cruickshank, but Sarazen came out on top with a 3-and-2 victory. In the other match, Emmett French disposed of John Golden, 8 and 7.

The first 18 in the final was a tight match, with Sarazen and French all square before a lunch break. After 26 holes the match was still even, before Sarazen went on to claim the 27th, 28th and 29th holes. Both players halved the 30th but Sarazen won the 31st. With halves at the 32nd and 33rd holes, Sarazen closed the match, 4 and 3. The 20-year-old, who had changed his name from Eugenio Saraceni, had reached a new milestone in golf as he became the first player to hold the U.S. Open and PGA Championship titles at the same time.

The early surprise of the Championship was that Walter Hagen would not defend his title due to exhibition engagements. Two-time Champion Jim Barnes fell to Johnny Farrell, 1-up, in the second round. Farrell then was eliminated by his former mentor, Tom Kerrigan, 4 and 3.

The field for match play was 64 players who qualified in local districts. All first matches were played at 18 holes with the rest of the matches played at 36 holes.

Champion: Gene Sarazen, Flushing, N.Y.
Site: Oakmont CC, Oakmont, Pa.
Date: Aug. 12-18 Par: 36-35-71 Purse: \$2,580

Road to the Finals		
Gene Sarazen beat	Round	Emmett French beat
Tom Mahan, 3 and 2	1st Round	George Gordon, 4 and 2
Willie Ogg, 2 and 1	2nd Round	Mike Brady, 3 and 1
Frank Sprogell, 9 and 7	3rd Round	R.S. Minor, 8 and 7
Jock Hutchison, 3 and 1	Quarterfinals	Emil Loeffler, 4 and 2
Bobby Cruickshank, 3 and 2	Semifinals	John Golden, 8 and 7



First Round 18 Holes	Second Round 18 Holes	Third Round 36 Holes	Quarterfinal 36 Holes	Semifinal 36 Holes	Final 36 Holes
Fred Brand -----	Brand by default	Gallett 5 and 4	Cruickshank 7 and 6	Cruickshank 3 and 2	Sarazen 3 and 2
Chas. Clarke -----	Gallett 6 and 4				
Francis Gallett -----					
Wilfred Reid -----					
Al Watrous -----	Watrous 1-up	Cruickshank 3 and 2	Rowe 6 and 5	Sarazen 3 and 1	Sarazen 4 and 3
George Sargent -----					
Bobby Cruickshank -----	Cruickshank 7 and 6				
George Underwood -----					
Peter Walsh -----	Walsh 2 and 1	Burgess 3 and 2	Sarazen 9 and 7	Sarazen 3 and 1	Sarazen 4 and 3
Dave McKay -----					
Jack Burgess -----	Burgess 4 and 3				
A.J. Chapman -----					
Tom Boyd -----	Boyd 5 and 4	Rowe 3 and 1	Hutchison 4 and 3	Golden 4 and 3	French 8 and 7
John Edmundson -----					
Chas. Rowe -----	Rowe 1-up				
Wm. Robinson -----					
Frank Sprogell -----	Sprogell 3 and 1	Sprogell 4 and 3	Kerrigan 4 and 3	Golden 4 and 3	French 8 and 7
Willie Hunter -----					
Dan Kenny -----	Kenny 2-up				
Earl Rowly -----					
Gene Sarazen -----	Sarazen 3 and 2	Sarazen 2 and 1	Hutchison 4 and 3	Golden 4 and 3	French 8 and 7
Tom Mahan -----					
Willie Ogg -----	Ogg 2-up				
Clarence Hackney -----					
Dan Goss -----	Goss 6 and 5	Hutchison 6 and 4	Kerrigan 5 and 4	Golden 4 and 3	French 8 and 7
N. Zimmerman -----					
Jack Hutchison -----	Hutchison 6 and 5				
L. Goldbeck -----					
Charles Hoffner -----	Hoffner 3 and 1	Hampton 3 and 2	Farrell 1-up	Golden 4 and 3	French 8 and 7
Larry Nabholz -----					
Harry Hampton -----	Hampton 3 and 2				
Jack Gordon -----					
Tom Kerrigan -----	Kerrigan 5 and 4	Kerrigan 5 and 4	Golden 3 and 2	Golden 4 and 3	French 8 and 7
Archie Loeffler -----					
Chas. Hilgendorf -----	Hilgendorf 5 and 4				
George Dernback -----					
Johnny Farrell -----	Farrell 6 and 5	Farrell 1-up	Loeffler 2 and 1	French 4 and 2	French 8 and 7
Jack Campbell -----	Barnes 2 and 1				
Jim Barnes -----					
George McLean -----	Golden 4 and 3	Golden 8 and 7			
John Golden -----			Loeffler 2 and 1	French 4 and 2	French 8 and 7
Frank Coltart -----	Gaudin 3 and 2				
P.J. Gaudin -----					
T.K. Minley -----	Ciuci 2 and-up	Ciuci 4 and 2			
Al Ciuci -----			Loeffler 2 and 1	French 4 and 2	French 8 and 7
Carl Giehler -----	Stark 1-up (20)				
George Stark -----					
John Rogers -----					
Emil Loeffler -----	Loeffler 4 and 3	Loeffler 4 and 3	Loeffler 2 and 1	French 4 and 2	French 8 and 7
Walter Loeffler -----					
Dave Robertson -----	Robertson 3 and 2				
Tom McNamara -----	Duffy by default	Towns 1-up			
Matt Duffy -----			French 8 and 7	French 4 and 2	French 8 and 7
Laurie Ayton -----	Towns by default				
Eddie Towns -----					
Tom Harmon Jr. -----	Baroni 4 and 3	Minor 1-up (19)			
Fred Baroni -----			French 8 and 7	French 4 and 2	French 8 and 7
John Rowe -----	Minor by default				
R.S. Minor -----					
Jim Carberry -----	French 4 and 2	French 7-up			
Emmett French -----			Brady 1-up	Brady 1-up	Brady 1-up
George Gordon -----					
Mike Brady -----					
Gil Nichols -----					

Sarazen
4 and 3

1921

Two-time U.S. Open Champion Walter Hagen began his remarkable

PGA Championship legacy with four impressive match victories before facing two-time PGA Champion Jim Barnes in the finale at Inwood Country Club in Far Rockaway, N.Y. To get there, both players survived semifinal duels contested in miserable weather conditions. A terrific rainstorm put a halt to the Emmett French-Barnes match, with Barnes leading 2-up. The next morning they finished off the remaining 12 holes of the match, with Barnes winning, 5 and 3. In the other semifinal, Hagen offered to postpone their match, but Cyril Walker refused, and they went on to the bitter end with Hagen winning, 5 and 4.

The final brought together Barnes and Hagen, each playing at the peak of their ability. Hagen went out in 69 in the morning round for a 1-up lead. In the afternoon, Hagen continued his brilliant all-around game and putted spectacularly with a front nine 4-under 33 to build a 4-up advantage. Hagen closed the match at the 34th hole, winning the match, 3 and 2.

The surprise in the early rounds was a second-round exit by defending PGA Champion and newly-crowned British Open winner Jock Hutchison, who was outplayed by a 19-year-old youngster, Gene Sarazen. A former caddie, Sarazen had Hutchison 8-down after the first 18 holes, thanks in part to a brilliant 69 and went on to win, 8 and 6. Walker halted Sarazen's bid in the quarterfinals, 5 and 4. The field for match play was selected on a basis of the best 31 finishers in the U.S. Open, with defending PGA Champion Jock Hutchison filling the 32nd berth.

Champion: Walter Hagen, Rochester, N.Y.

Site: Inwood CC, Far Rockaway, N.Y.

Date: Sept. 26-Oct. 1

Purse: \$2,580

Road to the Finals

Walter Hagen beat	Round	Jim Barnes beat
Jack Forrester, 6 and 4	1st Round	Clarence Hackney, 3 and 2
Tim Boyd, 6 and 5	2nd Round	Bob Cruickshank, 8 and 7
Jack Golden, 8 and 7	Quarterfinals	Fred McLeod, 11 and 9
Emmett French, 5 and 3	Semifinals	Cyril Walker, 5 and 4



First Round 36 Holes	Second Round 36 Holes	Quarterfinal 36 Holes	Semifinal 36 Holes	Final 36 Holes
Fred McLeod -----	McLeod 1-up (37)	McLeod 4 and 2	Barnes 11 and 9	Barnes 5 and 4
Fred Canausa -----				
Jack Gordon -----	Gordon 8 and 7			
Bill Leach -----				
Bobby Cruickshank -----	Cruickshank 4 and 3	Barnes 8 and 7		
Charlie Thom -----				
Jim Barnes -----	Barnes 3 and 2	McLean 8 and 7		
Clarence Hackney -----				
George McLean -----	McLean 2 and 1	French 5 and 3		
Tom Kerrigan -----				
James West -----	West 1-up (37)			
Jack Pirie -----				
Charles Clarke -----	Clarke 1-up	French 8 and 7		
Peter O'Hara -----				
Emmett French -----	French 8 and 7			
Joe Sylvester -----				
Cyril Walker -----	Walker 1-up (37)	Walker 4 and 2		
Emil Loeffler -----				
Ch. Mathersele -----	Mathersele 1-up (40)	Walker 5 and 4		
Johnny Farrell -----				
Gene Sarazen -----	Sarazen 4 and 3		Sarazen 8 and 7	
Harry Hampton -----				
Jock Hutchison -----	Hutchison 1-up (39)	Hagen 6 and 5		
Pat O'Hara -----				
Tom Boyd -----	Boyd by default			
Eddie Towns -----				
Walter Hagen -----	Hagen 6 and 4	Hagen 8 and 7		
Jack Forrester -----				
Laurie Ayton -----	Ayton 7 and 6		Golden 1-up	
F.J. Rajeppi -----				
John Golden -----	Golden 5 and 3			
Robert Barnett -----				

Hagen
3 and 2

1920 Jock Hutchison, runner-up in the inaugural PGA Championship, nearly failed to get a berth in 1920, he had not received a break prior to the first round. George Fotheringham and Arthur Clarkson were unable to attend, allowing Hutchison into the field. He responded in typical form, cruising through four matches before facing Douglas Edgar in the final.

Hutchison set up the final match by posting a 4-and-3 semifinal win over Harry Hampton. Had it not been for a brilliant start and a couple of stymies, the match probably would have gone to the final hole. In the other semifinal, Edgar routed George McLean, 8 and 6.

Edgar opened the final match with a two-hole advantage, but Hutchison rallied to go 1-up after the morning round, thanks to Edgar missing a three-footer at 16 and an 18-inch putt on the 17th hole. Hutchison then built a 3-up lead after nine holes in the afternoon.

He increased his lead with a win at the 28th hole, but Edgar won the 29th. Both players halved the next two holes and, with five holes left to play, Hutchison stood 3-up. Hutchison then suffered driving problems the next two holes and lost both of them. He was 1-up with three holes to play and again hit a bad tee shot into the rough, but made a wonderful shot to the green to earn a par-4. Edgar reached the green in regulation, only to three-putt, missing a five-footer. Owning a 2-up advantage on the 17th tee, Hutchison would lose the hole on a stymie. Edgar and Hutchison halved the 18th with fives, when Edgar hit his approach into a bunker and could not get up and down.

The Championship featured a second-round upset of two-time defending Champion Jim Barnes, who saw an 11-match win streak snapped, 5 and 4, by Clarence Hackney.

Champion: Jock Hutchison, Glenview, Ill.

Site: Flossmoor CC, Chicago, Ill.

Date: Aug. 17-21

Purse: \$2,580

Road to the Finals

Jock Hutchison beat	Round	Douglas Edgar beat
Eddie Loos, 4 and 3	1st Round	Pat O'Hara, 1-up
Laurie Ayton, 5 and 3	2nd Round	Joe Sylvester, 11 and 9
Louis Tellier, 6 and 5	Quarterfinals	Bob MacDonald, 5 and 4
Harry Hampton, 4 and 3	Semifinals	George McLean, 8 and 6



First Round 36 Holes	Second Round 36 Holes	Quarterfinal 36 Holes	Semifinal 36 Holes	Final 36 Holes
Alex Cunningham ----- Willie MacFarlane ----- Peter O'Hara ----- Pat Doyle -----	Cunningham 2 and 1 O'Hara 1-up	O'Hara 5 and 4	McLean 1-up (38)	Edgar 8 and 7
George McLean ----- George Sayers ----- Tom Kennett ----- Otto Hackbarth -----	McLean 6 and 5 Kennett 2 and 1	McLean 8 and 7	Edgar 5 and 4	Hutchison 1-up
Douglas Edgar ----- Pat O'Hara ----- Joe Sylvester ----- Tom Boyd -----	Edgar 1-up Sylvester 4 and 3	Edgar 11 and 9	Hampton 4 and 3	Hutchison 4 and 3
Bob MacDonald ----- Leo Diegel ----- Bill Mehlhorn ----- Wallie Nelson -----	MacDonald 4 and 3 Mehlhorn 3 and 2	MacDonald 1-up	Hutchison 6 and 5	
Harry Hampton ----- Jack Gordon ----- George Thompson ----- Isaac Mackie -----	Hampton 6 and 5 Thompson 3 and 2	Hampton 5 and 4		
Clarence Hackney ----- Phil Hesler ----- Jim Barnes ----- George Bowden -----	Hackney 3 and 2 Barnes 4 and 3	Hackney 5 and 4		
Charles Mayo ----- Lloyd Gullickson ----- Joe Rosman ----- Louis Tellier -----	Mayo 2 and 1 Tellier 10 and 9	Tellier 4 and 2		
Laurie Ayton ----- Charles Hoffner ----- Jock Hutchison ----- Eddie Loos -----	Ayton 1-up (39) Hutchison 5 and 3	Hutchison 5 and 3		

1919 The PGA Championship resumed after a two-year break due to World War I, and the finale at Engineers Country Club in Roslyn, N.Y., was similar to 1916, with an Englishman and a Scot in the showcase twosome. Fred McLeod, at 5-foot-3, the smallest man in the field, faced the tallest in defending PGA Champion Jim Barnes, a lanky 6-3. After the front nine, McLeod enjoyed a 1-up lead. He won the 10th hole but, at the 11th, his approach to the green was a bit strong. He followed by missing a 1½-foot putt. That unnerved McLeod, who went on to lose six of the remaining seven holes to end the first 18 holes 5-down. In the afternoon, McLeod could not make a putt and Barnes proved his skill, holing a 40-foot birdie putt on the 31st hole for a 6-and-5 victory.

The second round featured a couple of upsets when George McLean beat Mike Brady, 6 and 5, and Jimmy West defeated Wilfred Reid, 2 and 1. It also had the battle of two giants, Otto Hackbarth and Jim Barnes, the two tallest players in the Championship. Barnes won the match on the 34th green, 3 and 2, after superior putting. Jock Hutchison, runner-up in 1916, fell to Bob McDonald in the quarterfinals, 3 and 2. In the rest of the matches, Barnes defeated Emmet French, 3 and 2; McLean routed James West, 9 and 7; and McLeod, the 1908 U.S. Open winner from Carnoustie, Scotland, enjoyed an 8-and-6 victory over Douglas Edgar.

Champion: Jim Barnes, St. Louis, Mo.

Site: Engineers CC, Roslyn, Long Island, N.Y.

Date: Sept. 16-20 **Par:** 35-35-70 **Purse:** \$2,580

Road to the Finals

Jim Barnes beat	Round	Fred McLeod beat
Carl Anderson, 8 and 6	1st Round	James Rose, 9 and 7
Otto Hackbarth, 3 and 2	2nd Round	George Gordon, 2-up
Emmett French, 3 and 2	Quarterfinals	Douglas Edgar, 8 and 6
Bob McDonald, 5 and 4	Semifinals	George McLean, 3 and 2



First Round 36 Holes	Second Round 36 Holes	Quarterfinal 36 Holes	Semifinal 36 Holes	Final 36 Holes
Jim Barnes -----	Barnes 8 and 6	Barnes 3 and 2	Barnes 3 and 2	Barnes 5 and 4
Carl Anderson -----	Hackbarth 5 and 4			
Joe Sylvester -----				
Otto Hackbarth -----	Kerrigan 3 and 2	French 2-up		
Bill Mehlhorn -----	French 7 and 6			
Tom Kerrigan -----	MacDonald 1-up	MacDonald 2 and 1	MacDonald 3 and 2	
Emmett French -----	Fotheringham 8 and 6			
Clarence Hackney -----	McNamara 7 and 6	Hutchison 8 and 6		
Bob MacDonald -----				
Tom Boyd -----	Hutchison 6 and 5			
George Fotheringham -----	Hampton 7 and 6	Edgar 5 and 4	McLeod 8 and 6	
Eddie Loos -----	Edgar by default			
Tom McNamara -----	McLeod 9 and 7	McLeod 2-up		
Louis Martucci -----	Gordon 3 and 2			
Jock Hutchison -----	Reid 1-up	West 2 and 1	McLean 9 and 7	McLeod 3 and 2
John Bredemus -----	West by default			
Jack Hobens -----	Brady 7 and 6	McLean 6 and 5		
Harry Hampton -----	McLean 7 and 6			
Joe Rosman -----				
Douglas Edgar -----				
James Rose -----				
Fred McLeod -----				
Dave Wilson -----				
George Gordon -----				
Pat Doyle -----				
Wilfred Reid -----				
James West -----				
Willie Kidd -----				
Louis Tellier -----				
M.J. Brady -----				
Johnny Farrell -----				
George McLean -----				

Barnes
6 and 5

1917-18 No Championships Played Due To World War I

1916 Three British-born golfers and one American reached the semifinals of the inaugural PGA Championship at Siwanoy Country Club in Bronxville, N.Y. America's hopes rested upon Walter Hagen, one of the founders of The PGA of America, who battled St. Andrews native Jock Hutchison in one match, while Jim Barnes, a native of Cornwall, England, met Willie MacFarlane, formerly of Aberdeen, Scotland.

Hagen built a 1-up lead after 27 holes on Hutchison, but lost the 12th and 13th holes. The next four holes were halved and, with Hagen hitting his second shot into a brook short of the green, Hutchison won the match, 2-up. Meanwhile, Barnes had no difficulty in outplaying MacFarlane, 6 and 5.

In the final match, Hutchison jumped out to a three-hole lead, shooting 37 to Barnes' 39. On the back side, Barnes reduced the lead to one, with both players scoring 77 in the first 18 holes. After a break, the match resumed with Barnes telling the crowd before his drive on the first hole, "I always do better after lunch." Barnes squared the match at the 21st hole and took the lead for the first time at the 25th hole with an 18-foot putt.

The 27th hole was halved in birdie 3s, with Barnes making a 35-foot putt. Barnes made another long (25 feet) curling putt on the next hole to go 2-up. Hutchison rallied with a 15-foot birdie at the next hole, won the 31st and took a 1-up lead at the 33rd hole. The 34th hole was halved in fours, but Hutchison missed a five-footer on the next hole to square the match. On the final green, both players had five-footers for fours and, after a measurement, it was decided that Hutchison was out. Hutchison missed the putt and Barnes made his, winning 1-up. "Big Jim" won \$500 and a diamond medal. Hutchison received a gold medal and \$250.

Siwanoy Head Professional Thomas Kerrigan has the distinction of being the first player to hit a shot in the PGA Championship, en route to a 6-and-4 victory over Charles Adams.

Champion: Jim Barnes, Philadelphia, Pa.		
Site: Siwanoy CC, Bronxville, N.Y.		
Date: Oct. 10-14		Purse: *\$2,580
Road to the Finals		
Jim Barnes beat	Round	Jock Hutchison beat
G. Fotheringham, 8 and 7	1st Round	Joe Mitchell, 11 and 7
Alexander Smith, 8 and 7	2nd Round	William Brown, 11 and 9
Tom Kerrigan, 3 and 1	Quarterfinals	Cyril Walker, 4 and 3
Willie MacFarlane, 6 and 5	Semifinals	Walter Hagen, 2-up



First Round 36 Holes	Second Round 36 Holes	Quarterfinal 36 Holes	Semifinal 36 Holes	Final 36 Holes
Tom Kerrigan-----	Kerrigan 6 and 4	Kerrigan 2 and 1	Barnes 3 and 1	Barnes 6 and 5
C.G. Adams-----				
George McLean-----	McLean 6 and 5		MacFarlane 2 and 1	Hutchison 2-up
Tom McNamara-----				
Alec Smith-----	Smith 4 and 2	Barnes 8 and 7		
James Ferguson-----				
Jim Barnes-----	Barnes 8 and 7			
George Fotheringham-----				
Willie MacFarlane-----	MacFarlane 10 and 9	MacFarlane 3 and 2		
Robert McNulty-----				
M.J. Brady-----	Brady 7 and 6			
James West-----				
Emmett French-----	French 3 and 1	Dowling 1-up (37)		
Eddie Towns-----				
Jack Pirie-----	Dowling Won			
Jack Dowling-----				
J.J. O'Brien-----	O'Brien 1-up	O'Brien 3 and 2	Hagen 10 and 9	
Wilfred Reid-----				
George Simpson-----	Simpson 6 and 5			
Walter Fovarque-----				
Bob MacDonald-----	MacDonald 3 and 2	Hagen 3 and 2		
Jimmie Donaldson-----				
Walter Hagen-----	Hagen 7 and 6			
J.R. Thomson-----				
Jack Hutchison-----	Hutchison 11 and 9	Hutchison 11 and 9	Hutchison 4 and 3	
Joe Mitchell-----				
W. Brown-----	Brown by default			
F. Clarkson-----				
Cyril Walker-----	Walker 4 and 2	Walker 5 and 4		
Louis Tellier-----				
Jack Hobens-----	Hobens by default			
Mike Sherman-----				

Player	Best Finish	Years	Rds	Cuts	Made	Top 3	Top 5	Top 10	Top 25	Low	High	Avg.	To Par	65≤	60s	< Par	Par	\$	\$ per Event
Tommy Aaron	T-2nd in 1972	15	54	12		1	1	2	5	65	79	72.89	+128	1	4	7	5	\$33,814	\$2,254.28
Bryan Abbott	Cut	2	4	0		0	0	0	0	75	78	76.50	+20	0	0	0	0	\$553	\$276.50
Jerry Abbott	Cut	2	4	0		0	0	0	0	75	80	76.75	+23	0	0	0	0	\$0	\$0.00
Pat Abbott	Cut	1	2	0		0	0	0	0	78	84	81.00	+20	0	0	0	0	\$0	\$0.00
John Aber	Cut	2	4	0		0	0	0	0	73	78	74.50	+14	0	0	0	0	\$4,250	\$2,125.00
Roy Abrameit	Cut	2	4	0		0	0	0	0	76	80	78.25	+33	0	0	0	0	\$850	\$425.00
Bob Ackerman	Cut	3	6	0		0	0	0	0	72	77	73.83	+19	0	0	0	0	\$3,200	\$1,066.66
Rick Acton	Cut	6	12	0		0	0	0	0	75	85	77.75	+83	0	0	0	0	\$4,953	\$825.50
Blake Adams	T-7th in 2012	1	4	1		0	0	1	1	67	75	71.25	-3	0	1	2	1	\$226,000	\$226,000
Buck Adams	Cut	2	4	0		0	0	0	0	76	83	79.50	+36	0	0	0	0	\$0	\$0.00
John Adams	T-49th in 1995	5	18	4		0	0	0	0	65	78	72.94	+29	1	1	5	3	\$14,397	\$2,879.33
Sam Adams	Cut	1	2	0		0	0	0	0	73	78	75.50	+11	0	0	0	0	\$0	\$0.00
Dean Adkisson	Cut	1	2	0		0	0	0	0	80	84	82.00	+24	0	0	0	0	\$0	\$0.00
Bobby Afton	Cut	1	2	0		0	0	0	0	77	82	79.50	+15	0	0	0	0	\$250	\$250.00
Jim Ahern	Cut	1	2	0		0	0	0	0	76	80	78.00	+14	0	0	0	0	\$303	\$303.00
Thomas Aiken	Cut	2	4	0		0	0	0	0	72	79	75.00	+16	0	0	0	1	\$5,000	\$2,500
Jim Albus	T-65th in 1984	7	16	1		0	0	0	0	71	81	75.88	+76	0	0	1	0	\$5,992	\$856.07
Ron Aleks	Cut	1	2	0		0	0	0	0	82	89	85.50	+31	0	0	0	0	\$0	\$0.00
Chuck Alexander	Cut	1	2	0		0	0	0	0	79	82	80.50	+21	0	0	0	0	\$0	\$0.00
John Alexander	Cut	2	4	0		0	0	0	0	76	80	78.00	+32	0	0	0	0	\$0	\$0.00
Walter All	Cut	1	2	0		0	0	0	0	80	84	82.00	+22	0	0	0	0	\$0	\$0.00
Ken Allard	Cut	6	12	0		0	0	0	0	71	86	76.42	+61	0	0	1	0	\$6,400	\$1,066.66
Fulton Allem	T-31st in 1993	5	16	3		0	0	0	0	67	79	72.63	+28	0	1	3	1	\$18,333	\$3,666.53
Johnny Allen	Cut	1	2	0		0	0	0	0	76	80	78.00	+14	0	0	0	0	\$0	\$0.00
Michael Allen	T-19th in 2009	4	14	3		0	0	0	1	69	78	73.14	+32	0	1	3	2	\$104,630	\$26,158
Ras Allen	Cut	2	4	0		0	0	0	0	73	80	76.00	+22	0	0	0	0	\$0	\$0.00
Robert Allenby	T-9th in 2004	18	58	11		0	0	2	7	66	77	71.97	+58	0	12	19	5	\$690,655	\$38,369
Buddy Allin	T-10th in 1975	6	21	4		0	0	1	1	67	78	73.29	+57	0	2	2	4	\$7,731	\$1,288.47
Mark Alwin	Cut	1	2	0		0	0	0	0	77	77	77.00	+14	0	0	0	0	\$350	\$350.00
Stephen Ames	T-9th in 2004	10	32	6		0	0	1	3	67	82	72.69	+46	0	8	14	0	\$389,391	\$38,939
William Amundsen	Cut	1	2	0		0	0	0	0	76	81	78.50	+17	0	0	0	0	\$2,500	\$2,500.00
Byeong Hun An	T-28th in 2017	4	12	2		0	0	0	0	69	75	71.50	+10	0	2	2	4	\$92,767	\$23,191.67
Brad Anderson	T-22nd in 1971	3	8	1		0	0	0	1	70	81	75.13	+33	0	0	2	0	\$2,088	\$696.00
Chris Anderson	Cut	1	2	0		0	0	0	0	75	81	78.00	+12	0	0	0	0	\$1,300	\$1,300.00
JC Anderson	Cut	2	4	0		0	0	0	0	73	76	75.25	+21	0	0	0	0	\$4,500	\$2,250.00
Max Anderson	Cut	2	4	0		0	0	0	0	77	82	80.00	+38	0	0	0	0	\$303	\$151.50
Fredrik Andersson Hed	T-62nd in 2010	2	6	1		0	0	0	0	71	81	74.50	+19	0	0	1	0	\$17,217	\$8,608.33
Billy Andrade	6th in 2001	17	50	8		0	0	2	4	66	79	72.44	+70	0	10	11	4	\$416,199	\$24,482.30
Dale Andreason	Cut	2	3	0		0	0	0	0	76	78	77.00	+21	0	0	0	0	\$0	\$0.00
Leon Andrews	Cut	1	2	0		0	0	0	0	75	76	75.50	+11	0	0	0	0	\$0	\$0.00
Tim Angis	Cut	1	2	0		0	0	0	0	70	81	75.50	+9	0	0	1	0	\$1,200	\$1,200.00
Isao Aoki	T-4th in 1981	10	32	6		0	1	1	2	65	82	73.00	+62	1	5	7	4	\$44,173	\$4,417.25
Kiradech Aphibarnrat	T-25th in 2013	5	15	3		0	0	0	1	68	75	71.40	+12	0	3	3	3	\$98,550	\$19,710.00
Aubrey Apple	Cut	1	2	0		0	0	0	0	80	86	83.00	+26	0	0	0	0	\$0	\$0.00
Stuart Appleby	T-4th in 2000	14	50	11		0	1	1	8	66	79	71.90	+47	0	13	17	7	\$838,137	\$59,867
George Archer	T-4th in 1968	15	58	14		0	1	1	3	67	79	73.43	+151	0	4	6	7	\$24,955	\$1,663.67
Ryan Armour	Cut in 2018	1	2	0		0	0	0	0	69	73	71.00	+2	0	1	1	0	\$3,100	\$3,100.00
Tommy Armour III	T-24th in 1989	6	16	2		0	0	0	1	69	81	74.00	+40	0	2	4	3	\$35,250	\$5,875.00
Carroll Armstrong	Cut	2	4	0		0	0	0	0	75	84	78.75	+33	0	0	0	0	\$0	\$0.00
Wally Armstrong	T-19th in 1978	5	18	4		0	0	0	1	69	81	73.67	+54	0	1	2	1	\$4,742	\$948.50
Sam Arnold	Cut	3	6	0		0	0	0	0	74	84	79.00	+46	0	0	0	0	\$7,250	\$2,417
Perry Arthur	Cut	1	2	0		0	0	0	0	74	77	75.50	+7	0	0	0	0	\$1,300	\$1,300.00
Bruce Ashworth	Cut	2	4	0		0	0	0	0	72	81	76.25	+23	0	0	0	0	\$1,650	\$825.00
Alphonso Atkins	Cut	4	10	2		0	0	0	0	74	83	76.10	+61	0	0	0	0	\$0	\$0.00
Fred Atkins	Cut	1	2	0		0	0	0	0	82	83	82.50	+25	0	0	0	0	\$0	\$0.00
Robert Atkins	Cut	1	2	0		0	0	0	0	82	87	84.50	+29	0	0	0	0	\$250	\$250.00
Arjun Atwal	Cut	2	4	0		0	0	0	0	73	78	75.50	+22	0	0	0	0	\$4,500	\$2,250.00
Emlyn Aubrey	T-24th in 1996	1	4	1		0	0	0	1	68	74	70.75	-5	0	2	2	1	\$21,500	\$21,500.00
Hampton Auld	Cut	1	2	0		0	0	0	0	78	78	78.00	+14	0	0	0	0	\$0	\$0.00
Mike Austin	Cut	1	2	0		0	0	0	0	73	77	75.00	+10	0	0	0	0	\$0	\$0.00
Woody Austin	2nd in 2007	10	36	8		1	1	1	3	67	79	72.00	+36	0	9	15	1	\$974,448	\$97,444.82
Jim Awtrey	Cut	1	2	0		0	0	0	0	79	79	79.00	+14	0	0	0	0	\$0	\$0.00
Eric Axley	Cut	1	2	0		0	0	0	0	75	77	76.00	+12	0	0	0	0	\$2,500	\$2,500.00
Tommy Aycock	T-11th in 1974	8	24	4		0	0	0	1	68	82	74.63	+101	0	1	1	1	\$7,732	\$966.56
Paul Azinger	Winner in 1993	23	72	13		2	2	2	5	66	82	72.42	+94	0	17	25	4	\$635,217	\$27,618
Larry Babica	Cut	1	2	0		0	0	0	0	79	82	80.50	+19	0	0	0	0	\$1,000	\$1,000.00
Merle Backlund	Cut	6	12	0		0	0	0	0	74	85	81.42	+133	0	0	0	0	\$0	\$0.00
Aaron Baddeley	T-13th in 2008	8	26	5		0	0	0	1	68	78	72.58	+47	0	4	5	2	\$222,270	\$27,783.75
Sang-Moon Bae	T-54th in 2012	3	10	2		0	0	0	0	69	78	72.80	+12	0	1	4	3	\$38,710	\$12,903.33
Bob Bailey	Cut	1	2	0		0	0	0	0	72	75	73.50	+5	0	0	0	0	\$1,200	\$1,200.00
Jeff Bailey	Cut	1	2	0		0	0	0	0	84	84	84.00	+24	0	0	0	0	\$1,000	\$1,000.00
Daniel Balin	Cut in 2018	1	2	0		0	0	0	0	72	75	73.50	+7	0	0	0	0	\$3,100	\$3,100.00
Briny Baird	T-22nd in 2001	6	22	5		0	0	0	1	67	81	72.59	+37	0	6	6	1	\$134,973	\$22,496
Butch Baird	T-28th in 1966	6	20	4		0	0	0	0	69	79	73.55	+59	0	1	1	3	\$3,893	\$648.80
Fred Baker	Cut	2	5	1		0	0	0	0	72	80	77.20	+36	0	0	0	0	\$0	\$0.00
Gary Baker	Cut	1	2	0		0	0	0	0	79	83	81.00	+22	0	0	0	0	\$550	\$550.00
Mike Baker	WD in 1965	1	1	0		0	0	0	0	85	85	85.00	+14	0	0	0	0	\$0	\$0.00
Mike Baker	Cut	2	4	0		0	0	0	0	75	80	78.00	24	0	0	0	0	\$3,750	\$1,875.00
Peter Baker	Cut	1	2	0		0	0	0	0	71	76	73.50	+7	0	0	0	0	\$1,200	\$1,200.00
Ralph Baker	Cut	1	2	0		0	0	0	0	74	78	76.00	+12	0	0	0	0	\$0	\$0.00
Ian Baker-Finch	T-34th in 1989	7	22	4		0	0	0	0	68	80	73.68	+51	0	2	5	1	\$16,812	\$2,401.78

Player	Best Finish	Years	Rds	Cuts	Made	Top 3	Top 5	Top 10	Top 25	Low	High	Avg.	To Par	65≤	60s	< Par	Par	\$	\$ per Event
Ron Bakich	T-75th in 1963	2	6	1		0	0	0	0	73	80	76.67	+34	0	0	0	0	\$158	\$79.16
Danny Balin	Cut	3	6	0		0	0	0	0	75	81	78.00	+40	0	0	0	0	\$7,500	\$2,500
Jack Baldwin	Cut	1	2	0		0	0	0	0	76	83	79.50	+19	0	0	0	0	\$250	\$250.00
Danny Balin	Cut	4	8	0		0	0	0	0	73	81	77.38	+51	0	0	0	0	\$10,000	\$2,500.00
Errie Ball	T-33rd in 1958	3	11	3		0	0	0	0	72	81	75.36	+59	0	0	0	0	\$520	\$173.33
Gary Balleitt	Cut	1	2	0		0	0	0	0	79	80	79.50	+15	0	0	0	0	\$1,000	\$1,000.00
Seve Ballesteros	5th in 1984	13	42	8		0	1	2	5	66	83	72.45	+53	0	6	13	7	\$96,158	\$7,396.79
Michael Ballo	Cut	1	2	0		0	0	0	0	76	76	76.00	+8	0	0	0	0	\$0	\$0.00
Stan Baluik	Cut	1	2	0		0	0	0	0	76	78	77.00	+12	0	0	0	0	\$0	\$0.00
Louis Barbaro	Cut	2	4	0		0	0	0	0	77	79	78.25	+33	0	0	0	0	\$0	\$0.00
Dave Barber	T-54th in 1979	7	16	1		0	0	0	0	69	80	75.94	+87	0	1	1	0	\$3,820	\$545.78
James Barber	Cut	1	2	0		0	0	0	0	75	76	75.50	+11	0	0	0	0	\$0	\$0.00
Jerry Barber	Winner in 1961	22	51	4		2	2	2	2	65	84	76.12	+288	1	4	4	1	\$17,570	\$798.62
Jim Barber	Cut	1	2	0		0	0	0	0	77	88	82.50	+25	0	0	0	0	\$250	\$250.00
Miller Barber	T-4th in 1971	15	55	12		0	2	3	6	64	81	72.69	+121	1	6	8	8	\$33,150	\$2,209.98
Bill Barclay	Cut	1	2	0		0	0	0	0	82	88	85.00	+30	0	0	0	0	\$0	\$0.00
Paul Barkhouse	Cut	1	2	0		0	0	0	0	75	77	76.00	+10	0	0	0	0	\$303	\$303.00
Craig Barlow	Cut	1	2	0		0	0	0	0	70	78	74.00	+4	0	0	1	0	\$2,250	\$2,250.00
Ricky Barnes	T-56th in 2011	2	6	1		0	0	0	0	69	75	72.67	+12	0	1	1	0	\$19,100	\$9,550.00
John Barnum	T-16th in 1958	6	20	4		0	0	0	1	66	84	75.10	+96	0	2	2	0	\$1,338	\$222.91
Dave Barr	T-38th in 1985	9	28	5		0	0	0	0	69	79	73.04	+55	0	1	3	4	\$14,765	\$1,640.59
Jerry Barrier	Cut	1	2	0		0	0	0	0	77	81	79.00	+18	0	0	0	0	\$0	\$0.00
Herman Barron	T-35th in 1958	3	9	2		0	0	0	0	71	83	76.00	+54	0	0	0	0	\$162	\$54.00
Louis Bartoletti	Cut	1	2	0		0	0	0	0	74	78	76.00	+10	0	0	0	0	\$1,200	\$1,200.00
Larry Bartosek	62nd in 1958	2	8	2		0	0	0	0	74	80	77.13	+53	0	0	0	0	\$400	\$200.00
Richard Bassett	72nd in 1967	2	6	1		0	0	0	0	69	86	75.67	+26	0	1	2	0	\$950	\$475.00
Charles Bassler	T-29th in 1961	4	12	3		0	0	0	0	72	79	74.83	+58	0	0	0	0	\$425	\$106.25
Brian Bateman	T-50th in 2007	2	6	1		0	0	0	0	68	76	72.50	+11	0	1	1	0	\$17,236	\$8,617.86
Dan Bateman	Cut	1	2	0		0	0	0	0	81	83	82.00	+20	0	0	0	0	\$1,300	\$1,300.00
Mel Baum	Cut	3	6	0		0	0	0	0	74	81	78.00	+42	0	0	0	0	\$3,400	\$1,133.33
Rex Baxter	T-68th in 1972	8	19	2		0	0	0	0	73	82	76.63	+120	0	0	0	0	\$1,083	\$135.37
George Bayer	T-3rd in 1962	7	25	6		1	1	1	2	69	80	73.44	+82	0	1	1	2	\$5,108	\$729.64
Alex Beach	Cut in 2017	1	2	0		0	0	0	0	79	80	79.50	+17	0	0	0	0	\$3,000	\$3,000.00
Andy Bean	2nd in 1980 & '89	13	44	9		3	3	4	6	66	81	72.41	+56	0	8	15	5	\$195,824	\$15,063.36
Frank Beard	T-6th in 1968	12	46	11		0	0	3	6	67	80	72.52	+88	0	6	13	2	\$28,513	\$2,376.08
Roy Beattie	Cut	1	2	0		0	0	0	0	82	82	82.00	+24	0	0	0	0	\$0	\$0.00
Avery Beck	Cut	2	5	1		0	0	0	0	73	78	75.60	+28	0	0	0	0	\$0	\$0.00
Chip Beck	T-5th in 1990	14	48	10		0	1	1	5	66	80	72.38	+52	0	5	15	5	\$109,184	\$7,798.87
Larry Beck	T-72nd in 1966	1	4	1		0	0	0	0	71	79	76.00	+24	0	0	0	0	\$300	\$300.00
Cameron Beckman	T-53rd in 2002	3	8	1		0	0	0	0	71	79	76.00	+32	0	0	1	0	\$16,743	\$5,581
Richard Beckman	Cut	1	2	0		0	0	0	0	77	77	77.00	+14	0	0	0	0	\$0	\$0.00
Rich Beem	Winner in 2002	17	46	6		1	1	1	1	66	82	73.93	+129	0	5	7	8	\$1,113,496	\$65,499.75
Notah Begay III	8th in 2000	2	6	1		0	0	1	1	66	78	70.67	-4	0	2	4	1	\$147,000	\$73,500.00
Frank Beley	T-75th in 1963	3	8	1		0	0	0	0	74	80	76.75	+50	0	0	0	0	\$158	\$52.77
Carl Beljan	Cut	1	2	0		0	0	0	0	78	81	79.50	+19	0	0	0	0	\$0	\$0.00
Charlie Beljan	Cut in 2013	1	2	0		0	0	0	0	71	75	73.00	+6	0	0	0	0	\$2,500	\$2,500.00
Willie Beljan	Cut	2	5	1		0	0	0	0	75	87	79.40	+45	0	0	0	0	\$0	\$0.00
Jack Bell	Cut	1	2	0		0	0	0	0	76	79	77.50	+15	0	0	0	0	\$0	\$0.00
George Bellino	Cut	7	14	0		0	0	0	0	73	84	77.86	+98	0	0	0	0	\$803	\$114.71
Jimmy Bellizzi	Cut	2	4	0		0	0	0	0	79	85	81.00	+42	0	0	0	0	\$0	\$0.00
Bob Below	Cut	1	2	0		0	0	0	0	74	76	75.00	+10	0	0	0	0	\$0	\$0.00
Jerry Belt	Cut	1	2	0		0	0	0	0	75	82	78.50	+17	0	0	0	0	\$0	\$0.00
Deane Beman	T-36th in 1972	4	16	4		0	0	0	0	71	77	73.81	+49	0	0	1	0	\$2,255	\$563.75
Mike Bencriscutto	Cut	1	2	0		0	0	0	0	76	84	80.00	+20	0	0	0	0	\$0	\$0.00
Jim Benepe	Cut	1	2	0		0	0	0	0	71	74	72.50	+3	0	0	0	1	\$1,000	\$1,000.00
Ray Bennett	Cut	1	2	0		0	0	0	0	78	83	80.50	+21	0	0	0	0	\$0	\$0.00
Bob Benning	T-64th in 1968	2	6	1		0	0	0	0	71	84	77.33	+44	0	0	0	0	\$615	\$307.50
Frank Benschel	Cut	2	4	0		0	0	0	0	76	84	78.00	+24	0	0	0	0	\$4,500	\$2,250
Ryan Benzel	71st in 2007	4	10	1		0	0	0	0	71	83	76.90	+61	0	0	0	0	\$20,400	\$5,100
Bob Benson	T-60th in 1975	2	8	2		0	0	0	0	68	85	75.75	+38	0	1	1	0	\$917	\$458.33
Steve Benson	Cut	4	8	0		0	0	0	0	71	81	77.25	+52	0	0	0	1	\$2,853	\$713.25
Scott Bentley	Cut	1	2	0		0	0	0	0	74	75	74.50	+5	0	0	0	0	\$1,000	\$1,000.00
Rich Berberian, Jr.	Cut	3	6	0		0	0	0	0	72	79	74.50	+25	0	0	0	0	\$9,100	\$3,033.33
Daniel Berger	T-12th in 2018	4	12	2		0	0	0	1	65	76	71.08	+7	1	4	4	0	\$211,197	\$52,799.29
John Bermel	Cut	2	4	0		0	0	0	0	72	81	76.50	+22	0	0	0	0	\$2,500	\$1,250.00
Sam Bernardi	T-55th in 1961	2	6	1		0	0	0	0	72	77	75.00	+30	0	0	0	0	\$225	\$112.50
Don Berry	T-64th in 2002	4	10	1		0	0	0	0	71	80	75.10	+43	0	0	1	0	\$16,750	\$4,187.50
John Berry	T-44th in 1967	2	7	2		0	0	0	0	70	78	74.00	+20	0	0	1	1	\$501	\$250.71
Scott Bess	T-52nd in 1988	5	16	3		0	0	0	0	69	77	73.75	+44	0	2	2	0	\$6,208	\$1,241.50
Al Besselink	T-33rd in 1964	7	20	3		0	0	0	0	71	83	75.50	+106	0	0	0	0	\$1,088	\$155.35
Bob Betley	T-47th in 1987	2	6	1		0	0	0	0	72	79	74.67	+16	0	0	0	2	\$3,400	\$1,700.00
Matt Bettencourt	Cut in 2010	1	2	0		0	0	0	0	72	74	73.00	+2	0	0	0	1	\$2,500	\$2,500
Leo Biagetti	Cut	4	10	2		0	0	0	0	70	82	76.90	+67	0	0	0	1	\$0	\$0.00
Miguel Biamon	Cut	1	2	0		0	0	0	0	76	82	79.00	+18	0	0	0	0	\$1,200	\$1,200.00
Roy Biancalana	71st in 2004	1	4	1		0	0	0	0	72	79	74.75	11	0	0	0	1	\$11,900	\$11,900.00
John Bickerton	Cut	1	2	0		0	0	0	0	73	74	73.50	+3	0	0	0	0	\$2,250	\$2,250.00
Don Bies	T-7th in 1967	12	42	9		0	0	2	3	64	79	72.93	+95	1	5	8	6	\$18,852	\$1,570.95
Paul Biggy	Cut	3	6	0		0	0	0	0	76	83	79.50	+55	0	0	0	0	\$0	\$0.00
Gregory Bisconti	74th in 2009	3	8	1		0	0	0	0	70	82	76.25	+38	0	0	1	1	\$18,350	\$6,117
Bill Bisdorf	T-20th in 1967	10	30	5		0	0	0	1	69	80	74.43	+113	0	1	2	3	\$3,517	\$351.71
Vince Bizik	Cut	2	4	0		0	0	0	0	76	82	79.00	+32	0	0	0	0	\$900	\$450.00

Player	Best Finish	Years	Rds	Cuts	Made	Top 3	Top 5	Top 10	Top 25	Low	High	Avg.	To Par	65≤	60s	< Par	Par	\$	\$ per Event
Alexander Bjork	Cut in 2018	1	2	0		0	0	0	0	72	73	72.50	+5	0	0	0	0	\$3,100	\$3,100.00
Thomas Bjorn	T-2nd in 2005	16	48	8		2	2	2	2	63	81	72.79	+90	1	8	11	2	\$1,013,000	\$63,312.50
Ronnie Black	T-21st in 1986	7	26	6		0	0	0	2	68	82	72.77	+38	0	2	7	4	\$37,292	\$5,327.38
Woody Blackburn	T-40th in 1985	3	10	2		0	0	0	0	71	87	75.20	+44	0	0	0	1	\$3,850	\$1,283.33
Phil Blackmar	T-6th in 1997	9	32	7		0	0	1	1	67	83	73.44	+68	0	4	8	7	\$105,004	\$11,667.10
James Blair	65th in 1986	5	14	2		0	0	0	0	72	80	75.14	+9	0	0	0	0	\$9,825	\$1,965.00
Zac Blair	Cut in 2016	1	2	0		0	0	0	0	71	73	72.00	+4	0	0	0	0	\$3,000	\$3,000.00
Jay Don Blake	T-13th in 1991	11	31	5		0	0	0	2	68	79	73.35	+72	0	3	4	3	\$49,567	\$4,506.06
Homero Blancas	T-30th in 1970	6	20	4		0	0	0	0	70	81	74.40	+78	0	0	0	2	\$3,012	\$502.00
Phil Bland	Cut	1	2	0		0	0	0	0	77	79	78.00	+14	0	0	0	0	\$1,200	\$1,200.00
Rich Bland	Cut	2	4	0		0	0	0	0	77	85	81.00	+44	0	0	0	0	\$250	\$125.00
Kris Blanks	Cut in 2010	1	2	0		0	0	0	0	73	80	76.50	+9	0	0	0	0	\$2,500	\$2,500
Bill Blanton	74th in 1966	2	6	1		0	0	0	0	72	84	78.00	+46	0	0	0	0	\$300	\$150.00
Tom Blaskovich	Cut	1	2	0		0	0	0	0	73	79	76.00	+10	0	0	0	0	\$0	\$0.00
Jonas Blixt	4th in 2013	4	12	2		0	1	1	1	66	77	71.00	+6	0	3	4	3	\$435,920	\$108,980.00
Michael Block	Cut	3	6	0		0	0	0	0	72	77	74.83	+27	0	0	0	0	\$9,100	\$3,033.33
Chris Blocker	Cut	1	2	0		0	0	0	0	76	77	76.50	+13	0	0	0	0	\$0	\$0.00
Bob Boddington	Cut	2	4	0		0	0	0	0	74	83	78.75	+35	0	0	0	0	\$0	\$0.00
Brien Boggess	Cut	1	2	0		0	0	0	0	80	85	82.50	+25	0	0	0	0	\$0	\$0.00
Marty Bohen	Cut	1	2	0		0	0	0	0	77	81	79.00	+14	0	0	0	0	\$1,000	\$1,000.00
Jason Bohn	T-34th in 2005	6	18	3		0	0	0	0	66	78	72.00	+16	0	4	5	4	\$112,367	\$18,727.78
Bob Boldt	Cut	1	2	0		0	0	0	0	77	83	80.00	+18	0	0	0	0	\$303	\$303.00
Burl Bolesta	Cut	1	2	0		0	0	0	0	76	80	78.00	+16	0	0	0	0	\$0	\$0.00
Tommy Bolt	3rd in 1971	9	27	5		1	2	2	3	68	81	73.11	+74	0	4	4	3	\$17,245	\$1,916.11
Ralph Bond	Cut	3	6	0		0	0	0	0	74	85	80.50	+63	0	0	0	0	\$0	\$0.00
Paul Bondeson	Cut	1	2	0		0	0	0	0	75	79	77.00	+14	0	0	0	0	\$0	\$0.00
Gene Bone	T-60th in 1973	7	19	3		0	0	0	0	71	85	76.11	+102	0	0	0	2	\$910	\$130.00
John Bonella	Cut	1	2	0		0	0	0	0	83	87	85.00	+28	0	0	0	0	\$303	\$303.00
Billy Booe	Cut	1	2	0		0	0	0	0	77	78	77.50	+15	0	0	0	0	\$0	\$0.00
Eric Booker	Cut	1	2	0		0	0	0	0	72	78	75.00	+6	0	0	0	1	\$1,300	\$1,300.00
Jim Booros	Cut	1	2	0		0	0	0	0	69	79	74.00	+8	0	1	1	0	\$650	\$650.00
Gene Borek	T-30th in 1971	11	32	5		0	0	0	0	70	79	74.63	+128	0	0	1	4	\$5,756	\$523.28
Andy Borkovich	Cut	3	6	0		0	0	0	0	73	83	78.50	+45	0	0	0	0	\$0	\$0.00
Ernie Boros	Cut	1	2	0		0	0	0	0	78	82	80.00	+18	0	0	0	0	\$0	\$0.00
Guy Boros	Cut	2	4	0		0	0	0	0	68	81	74.00	+14	0	1	1	0	\$2,500	\$1,250.00
Julius Boros	Win in 1968	22	74	15		1	3	4	10	68	79	72.84	+170	0	7	11	7	\$51,681	\$2,349.13
Bob Borowicz	73rd in 1993	4	10	1		0	0	0	0	71	84	76.60	+52	0	0	0	1	\$5,675	\$1,418.75
Matthew Borchert	Cut in 2018	1	2	0		0	0	0	0	74	74	74.00	+8	0	0	0	0	\$3,100	\$3,100.00
Edward Bosse	Cut	3	6	0		0	0	0	0	78	84	81.17	+61	0	0	0	0	\$0	\$0.00
Rafe Botts	Cut	1	2	0		0	0	0	0	73	82	77.50	+13	0	0	0	0	\$0	\$0.00
Tony Bovitsky	Cut	1	3	1		0	0	0	0	73	79	76.33	+19	0	0	0	0	\$0	\$0.00
Craig Bowden	Cut in 2018	1	2	0		0	0	0	0	74	75	74.50	+9	0	0	0	0	\$3,100	\$3,100.00
Steven Bowditch	Cut	2	4	0		0	0	0	0	72	75	73.75	+9	0	0	0	0	\$6,000	\$3,000.00
Steve Bowen	Cut	1	2	0		0	0	0	0	80	81	80.50	+17	0	0	0	0	\$1,000	\$1,000.00
George Bowman	Cut	2	4	0		0	0	0	0	72	88	80.25	+37	0	0	0	1	\$2,500	\$1,250.00
Gregory Bourdy	T-18th in 2016	3	10	2		0	0	0	1	68	76	71.40	+6	0	4	6	0	\$138,725	\$46,241.67
Bob Boyd	T-19th in 1990	10	28	4		0	0	0	1	68	77	73.11	+53	0	1	6	3	\$38,575	\$3,857.50
Frank Boynton	T-8th in 1968	5	16	3		0	0	1	2	70	76	73.38	+42	0	0	1	2	\$5,378	\$1,075.61
Dennis Bradley	Cut	3	6	0		0	0	0	0	75	82	78.33	+44	0	0	0	0	\$250	\$83.33
Jackson Bradley	T-31st in 1959	4	12	2		0	0	0	0	69	81	74.50	+54	0	1	1	0	\$362	\$90.62
Keegan Bradley	Winner in 2011	8	30	7		2	2	2	3	64	77	70.40	-10	1	12	17	1	\$2,056,291	\$257,036.35
Michael Bradley	T-31st in 1996	5	18	4		0	0	0	0	63	80	72.28	+25	1	2	5	3	\$39,458	\$7,891.67
Monte Bradley	Cut	1	2	0		0	0	0	0	75	79	77.00	+10	0	0	0	0	\$0	\$0.00
Steve Brady	Cut	3	6	0		0	0	0	0	69	78	75.67	+28	0	1	1	0	\$5,200	\$1,733.33
Rob Bragg	Cut	1	2	0		0	0	0	0	81	81	81.00	+22	0	0	0	0	\$350	\$350.00
Mike Brannan	Cut	2	4	0		0	0	0	0	73	77	74.75	+19	0	0	0	0	\$850	\$425.00
Tom Brannen	T-38th in 1988	2	6	1		0	0	0	0	70	78	73.50	+13	0	0	1	1	\$4,211	\$2,105.55
Bob Bratzler	Cut	1	2	0		0	0	0	0	73	77	75.00	+10	0	0	0	0	\$0	\$0.00
Jerry Breaux	T-60th in 1973	2	6	1		0	0	0	0	72	79	75.50	+27	0	0	0	0	\$663	\$331.50
Gay Brewer	T-7th in 1972	13	48	11		0	0	2	5	66	80	72.79	+110	0	3	6	4	\$20,033	\$1,541.00
Markus Brier	Cut	1	2	0		0	0	0	0	69	77	73.00	+6	0	1	1	0	\$2,500	\$2,500.00
Eldon Briggs	Cut	2	4	0		0	0	0	0	74	78	76.50	+26	0	0	0	0	\$0	\$0.00
Mack Briggs	Cut	1	2	0		0	0	0	0	78	82	80.00	+20	0	0	0	0	\$0	\$0.00
Don Brigham	Cut	2	4	0		0	0	0	0	77	83	79.75	+33	0	0	0	0	\$2,000	\$1,000.00
Stan Brion	T-22nd in 1974	1	4	1		0	0	0	1	70	74	71.50	+6	0	0	0	1	\$2,182	\$2,182.50
Mike Brisky	T-14th in 1996	2	6	1		0	0	0	1	69	75	71.67	+2	0	2	3	1	\$40,300	\$20,150.00
Bill Britton	4th in 1990	7	22	4		0	1	1	2	67	78	73.23	39	0	1	7	3	\$96,910	\$13,844.29
Paul Broadhurst	Cut	3	6	0		0	0	0	0	70	76	73.83	+19	0	0	0	1	\$6,650	\$2,216.67
Kristoffer Broberg	Cut in 2016	1	2	0		0	0	0	0	72	74	73.00	+6	0	0	0	0	\$3,000	\$3,000.00
Jamie Broce	Cut	2	4	0		0	0	0	0	72	79	75.75	+19	0	0	0	0	\$6,000	\$3,000.00
Bill Brodell	Cut	1	2	0		0	0	0	0	75	79	77.00	+12	0	0	0	0	\$1,000	\$1,000.00
Mark Brooks	Winner in 1996	27	66	6		1	1	1	3	67	84	74.14	+195	0	7	12	4	\$568,281	\$21,047.45
Al Brosch	T-59th in 1958	3	8	1		0	0	0	0	74	81	77.25	+58	0	0	0	0	\$100	\$33.33
Billy-Ray Brown	T-40th in 1992	5	14	2		0	0	0	0	69	79	74.14	+38	0	1	1	0	\$10,600	\$2,120.00
Charles Brown	Cut	1	2	0		0	0	0	0	79	81	80.00	+20	0	0	0	0	\$0	\$0.00
Francis Brown	Cut	1	2	0		0	0	0	0	77	78	77.50	+15	0	0	0	0	\$0	\$0.00
Joe Brown	Cut	4	9	1		0	0	0	0	74	81	76.22	+56	0	0	0	0	\$0	\$0.00
Jouett Brown	Cut	4	8	1		0	0	0	0	72	80	77.13	+55	0	0	0	0	\$0	\$0.00
Ken Brown	T-24th in 1987	3	10	2		0	0	0	1	72	80	74.10	+27	0	0	0	0	\$8,525	\$2,841.66
Mark Brown	T-24th in 2008	1	4	1		0	0	0	1	69	77	72.25	+9	0	2	2	0	\$57,000	\$57,000.00
Mark R. Brown	Cut	6	12	0		0	0	0	0	71	86	76.83	+70	0	0	1	0	\$14,250	\$2,375.00

Player	Best Finish	Years	Rds	Cuts	Made	Top 3	Top 5	Top 10	Top 25	Low	High	Avg.	To Par	65≤	60s	< Par	Par	\$	\$ per Event
Pete Brown	T-33rd in 1964	4	13	3		0	0	0	0	70	82	73.92	+39	0	0	2	2	\$1,607	\$401.79
Scott Brown	T-13th in 2017	4	14	3		0	0	0	1	68	75	71.64	+15	0	2	5	1	\$206,475	\$51,618.75
Olin Browne	T-46th in 2006	5	18	4		0	0	0	0	66	76	72.50	+29	0	1	1	3	\$40,385	\$8,077.00
Jim Browning	T-62nd in 1964	4	11	2		0	0	0	0	71	80	76.36	+70	0	0	0	0	\$220	\$55.00
Bobby Brue	T-12th in 1973	6	16	2		0	0	0	1	70	82	75.13	+68	0	0	2	1	\$4,817	\$802.87
Bob Bruno	T-66th in 1973	2	6	1		0	0	0	0	71	78	74.83	+21	0	0	0	1	\$360	\$180.00
George Bruno	Cut	1	2	0		0	0	0	0	78	82	80.00	+20	0	0	0	0	\$0	\$0.00
Wesley Bryan	Cut in 2017	1	2	0		0	0	0	0	74	78	76.00	+10	0	0	0	0	\$3,000	\$3,000.00
Brad Bryant	T-48th in 1992	11	30	4		0	0	0	0	70	80	73.90	+89	0	0	2	6	\$15,155	\$1,377.72
Bart Bryant	T-32nd in 2007	4	10	1		0	0	0	0	70	77	73.30	+29	0	0	0	3	\$41,500	\$10,375.00
George Buck	Cut	1	2	0		0	0	0	0	74	80	77.00	+14	0	0	0	0	\$0	\$0.00
Andrew Buckle	Cut	1	2	0		0	0	0	0	73	73	73.00	+2	0	0	0	0	\$2,250	\$2,250.00
Ed Bucklin	Cut	1	2	0		0	0	0	0	79	85	82.00	+24	0	0	0	0	\$0	\$0.00
Brent Buckman	Cut	1	2	0		0	0	0	0	78	79	78.50	+13	0	0	0	0	\$1,000	\$1,000.00
Dick Bull	Cut	1	2	0		0	0	0	0	77	84	80.50	+17	0	0	0	0	\$0	\$0.00
Steve Bull	Cut	6	12	1		0	0	0	0	72	80	76.83	+74	0	0	0	0	\$0	\$0.00
Johnny Bulla	T-57th in 1961	8	21	3		0	0	0	0	73	80	75.76	+111	0	0	0	0	\$525	\$65.62
Craig Bunker	Cut	1	2	0		0	0	0	0	79	80	79.50	+19	0	0	0	0	\$350	\$350.00
Eddie Burke	T-44th in 1958	3	9	2		0	0	0	0	72	81	75.56	+50	0	0	0	0	\$100	\$33.33
Jim Burke	Cut	1	2	0		0	0	0	0	75	78	76.50	+13	0	0	0	0	\$0	\$0.00
Patrick Burke	T-31st in 1996	1	4	1		0	0	0	0	69	73	71.25	-3	0	1	2	1	\$13,000	\$13,000.00
Thomas Burke	Cut	1	2	0		0	0	0	0	74	79	76.50	+11	0	0	0	0	\$0	\$0.00
Jack Burke Jr	4th in 1958	15	58	14		0	1	2	4	69	79	73.31	+164	0	3	4	5	\$11,706	\$780.40
Michael Burke, Jr.	Cut	6	12	0		0	0	0	0	73	79	76.00	+62	0	0	0	0	\$7,500	\$1,250.00
Walter Burkemo	14th in 1961	13	40	7		0	0	0	5	66	83	73.88	+141	0	2	2	2	\$5,928	\$455.96
Ken Burnette	Cut	1	2	0		0	0	0	0	76	77	76.50	+13	0	0	0	0	\$0	\$0.00
Bob Burns	67th in 2003	1	4	1		0	0	0	0	70	82	75.00	+20	0	0	0	1	\$11,600	\$11,600.00
George Burns	T-19th in 1977 & '78	12	36	6		0	0	0	2	67	83	73.53	+99	0	3	6	0	\$16,853	\$1,404.40
Kevin Burton	T-71st in 1993	4	10	1		0	0	0	0	69	80	75.90	+51	0	1	1	0	\$9,012	\$2,253.12
Dick Bury	64th in 1970	3	9	2		0	0	0	0	73	78	75.44	+49	0	0	0	0	\$400	\$133.33
Leon Butler	64th in 1961	2	6	1		0	0	0	0	72	84	76.67	+40	0	0	0	0	\$225	\$112.50
George Buzzini	Cut	1	2	0		0	0	0	0	77	78	77.50	+15	0	0	0	0	\$0	\$0.00
Bob Byman	T-21st in 1979	2	8	2		0	0	0	1	69	82	73.75	+30	0	2	2	0	\$3,950	\$1,975.00
Jonathan Byrd	T-20th in 2006	7	16	1		0	0	0	1	68	82	74.25	+52	0	2	2	1	\$85,250	\$12,178
Curt Byrum	T-14th in 1987	4	14	3		0	0	0	1	66	87	74.00	+34	0	2	3	3	\$17,082	\$4,270.62
Tom Byrum	9th in 1997	6	20	4		0	0	1	2	69	79	72.70	32	0	1	3	4	\$127,014	\$21,169.05
George Bryan	Cut in 1999	1	2	0		0	0	0	0	76	77	76.50	+9	0	0	0	0	\$1,750	\$1,750.00
Angel Cabrera	T-19th in 2000	15	42	7		0	0	0	2	67	82	73.50	+98	0	3	8	6	\$226,770	\$15,118.00
Rafael Cabrera-Bello	T-10th in 2018	7	22	4		0	0	1	1	64	81	71.59	+21	1	7	8	5	\$361,685	\$51,669.29
George Cadle	T-15th in 1977	6	24	6		0	0	0	1	68	78	73.42	+62	0	2	4	1	\$10,456	\$1,742.59
Brian Cairns	Cut	3	6	0		0	0	0	0	75	85	81.00	+58	0	0	0	0	\$8,000	\$2,666.67
John Calabria	Cut	3	6	0		0	0	0	0	74	83	78.33	+46	0	0	0	0	\$2,150	\$716.66
Mark Calcavecchia	T-4th in 2001	21	69	14		0	1	2	4	65	80	72.52	+106	1	11	20	5	\$551,110	\$26,243.34
Rex Caldwell	3rd in 1979	8	28	6		1	1	1	3	66	79	72.29	+48	0	4	8	4	\$37,809	\$4,726.15
Matthew Call	Cut	1	2	0		0	0	0	0	76	81	78.50	+17	0	0	0	0	\$2,500	\$2,500.00
Chad Campbell	2nd in 2003	9	32	7		1	1	1	3	65	78	72.19	+34	1	4	9	3	\$844,043	\$93,783
Doug Campbell	Cut	1	2	0		0	0	0	0	76	78	77.00	+14	0	0	0	0	\$500	\$500.00
Gary Campbell	Cut	1	2	0		0	0	0	0	87	94	90.50	+37	0	0	0	0	\$250	\$250.00
Joe Campbell	T-27th in 1962	6	18	3		0	0	0	0	70	80	74.50	+69	0	0	0	1	\$1,314	\$219.08
Ken Campbell	Cut	1	2	0		0	0	0	0	76	82	79.00	+18	0	0	0	0	\$0	\$0.00
Michael Campbell	T-6th in 2005	12	36	6		0	0	1	3	65	84	73.50	+90	1	6	9	3	\$334,810	\$27,901
Jorge Campillo	Cut in 2018	1	2	0		0	0	0	0	74	78	76.00	+12	0	0	0	0	\$3,100	\$3,100.00
Todd Camplin	Cut	1	2	0		0	0	0	0	79	82	80.50	+21	0	0	0	0	\$2,500	\$2,500.00
Jose-Marie Canizares	Cut	1	2	0		0	0	0	0	72	81	76.50	+11	0	0	0	0	\$1,000	\$1,000.00
Patrick Cantlay	T-27th in 2018	2	8	2		0	0	0	0	67	72	70.13	-3	0	3	3	2	\$123,000	\$61,500.00
Ivan Cantz	Cut	1	2	0		0	0	0	0	78	84	81.00	+22	0	0	0	0	\$0	\$0.00
Joseph Capello	Cut	1	2	0		0	0	0	0	79	83	81.00	+22	0	0	0	0	\$0	\$0.00
Mike Caporale	Cut	1	2	0		0	0	0	0	78	82	80.00	+16	0	0	0	0	\$1,300	\$1,300.00
Billy Capps	T-54th in 1965	5	12	2		0	0	0	0	74	84	77.00	+76	0	0	0	0	\$402	\$80.50
Joe Cardenas	T-67th in 1968	4	10	1		0	0	0	0	73	81	77.60	+70	0	0	0	0	\$365	\$91.25
Ross Carley	Cut	1	2	0		0	0	0	0	77	79	78.00	+14	0	0	0	0	\$0	\$0.00
Bob Carmen	Cut	1	3	1		0	0	0	0	73	79	76.00	+18	0	0	0	0	\$0	\$0.00
Sam Carmichael	T-14th in 1967	5	16	3		0	0	0	1	69	81	74.19	+53	0	1	2	1	\$3,952	\$790.40
Mark Carnevale	Cut	1	2	0		0	0	0	0	78	79	78.50	+15	0	0	0	0	\$1,200	\$1,200.00
Joe Carr	Cut	3	6	0		0	0	0	0	73	85	79.67	+54	0	0	0	0	\$1,000	\$333.33
Jim Carter	T-56th in 1998	7	17	2		0	0	0	0	68	85	75.00	+10	0	1	2	0	\$16,065	\$2,295.00
Noel Caruso	Cut	1	2	0		0	0	0	0	83	84	83.50	+23	0	0	0	0	\$1,000	\$1,000.00
Tom Case	Cut	1	3	1		0	0	0	0	74	78	76.67	+20	0	0	0	0	\$0	\$0.00
Paul Casey	T-10th in 2016	16	52	10		0	0	1	4	67	85	72.52	+93	0	9	15	6	\$814,731	\$50,920.71
Kevin Cashman	Cut	1	2	0		0	0	0	0	75	79	77.00	+14	0	0	0	0	\$1,200	\$1,200.00
Billy Casper	2nd in 1958, '65 & '71	24	88	20		4	6	8	13	67	88	72.48	+178	0	9	17	13	\$87,790	\$3,657.90
Henry Castillo	T-40th in 1958	3	9	2		0	0	0	0	72	78	75.00	+45	0	0	0	0	\$110	\$36.66
Ron Castillo	Cut	1	2	0		0	0	0	0	87	88	87.50	+35	0	0	0	0	\$250	\$250.00
Roberto Castro	T-12th in 2013	3	10	2		0	0	0	1	68	73	70.60	+4	0	3	3	2	\$154,286	\$51,428.57
Ernie Catropa	Cut	2	5	1		0	0	0	0	72	81	76.40	+32	0	0	0	0	\$0	\$0.00
Bud Cauley	T-33rd in 2017	2	6	1		0	0	0	0	69	80	73.67	+14	0	1	2	0	\$49,500	\$24,750.00
Gil Cavanaugh	Cut	1	2	0		0	0	0	0	76	76	76.00	+12	0	0	0	0	\$0	\$0.00
Alex Cejka	4th in 2003	6	17	3		0	1	1	1	68	78	72.53	+21	0	3	6	3	\$303,517	\$50,586.11
Ron Cerrudo	T-21st in 1969	1	4	1		0	0	0	1	66	76	71.50	+2	0	1	2	0	\$1,719	\$1,718.75
Greg Cerulli	Cut	1	2	0		0	0	0	0	75	84	79.50	+15	0	0	0	0	\$1,000	\$1,000.00
Greg Chalmers	T-4th in 2000	5	16	3		0	1	1	1	66	76	71.44	+7	0	4	7	3	\$260,042	\$52,008.33

Player	Best Finish	Years	Rds	Cuts Made	Top 3	Top 5	Top 10	Top 25	Low	High	Avg.	To Par	65≤	60s	< Par	Par	\$	\$ per Event
Brandel Chamblee	Cut in 4 times	4	8	0	0	0	0	0	69	78	74.13	+23	0	1	2	1	\$5,550	\$1,387.50
Al Chandler	T-48th in 1968	8	22	3	0	0	0	0	71	81	75.14	+107	0	0	0	0	\$2,052	\$256.48
Roger Chapman	Cut	1	2	0	0	0	0	0	78	78	78.00	+12	0	0	0	0	\$2,500	\$2,500
Walt Chapman	Cut	2	4	0	0	0	0	0	75	77	75.50	+18	0	0	0	0	\$2,500	\$1,250.00
Bob Charles	T-2nd in 1968	9	36	9	1	1	1	4	68	78	72.72	+78	0	3	6	3	\$22,252	\$2,472.43
Brien Charter	T-56th in 1958	5	13	2	0	0	0	0	72	85	76.85	+83	0	0	0	0	\$2,100	\$420.00
Kevin Chappell	T-13th in 2014	6	20	4	0	0	0	1	65	79	71.20	+8	1	7	7	2	\$293,600	\$48,933.33
T.C. Chen	T-23rd in 1985	4	14	3	0	0	0	1	66	83	73.79	+33	0	3	3	0	\$10,160	\$2,540.00
T.M. Chen	T-3rd in 1985	2	6	1	1	1	1	1	65	76	71.67	+4	1	2	2	1	\$43,500	\$21,750.00
Tom Cherok	Cut	1	2	0	0	0	0	0	77	78	77.50	+15	0	0	0	0	\$0	\$0.00
Joe Cheves	Cut	2	5	1	0	0	0	0	74	79	76.20	+31	0	0	0	0	\$0	\$0.00
Kelly Childs	Cut	1	2	0	0	0	0	0	82	86	84.00	+24	0	0	0	0	\$250	\$250.00
K.J. Choi	T-6th in 2004	15	54	12	0	0	2	5	65	80	71.85	+54	1	12	17	4	\$814,826	\$54,321.70
Daniel Chopra	T-41st in 2006	3	8	1	0	0	0	0	67	76	73.38	+19	0	1	1	1	\$28,080	\$9,360.00
Jim Cichra	Cut	1	2	0	0	0	0	0	75	78	76.50	+9	0	0	0	0	\$1,000	\$1,000.00
Stewart Cink	T-3rd in 1999	19	60	11	1	2	3	7	66	81	71.93	+54	0	15	20	5	\$1,213,905	\$63,889.72
Brian Claar	T-9th in 1992	4	12	2	0	0	1	1	67	76	71.75	+7	0	3	4	2	\$46,820	\$11,705.00
Bobby Clampett	T-27th in 1981	4	12	2	0	0	0	0	69	77	73.92	+37	0	1	2	2	\$8,883	\$2,220.83
Bob Clark	Cut	1	2	0	0	0	0	0	76	82	79.00	+18	0	0	0	0	\$0	\$0.00
Gary Clark	Cut	1	2	0	0	0	0	0	78	78	78.00	+16	0	0	0	0	\$350	\$350.00
Howard Clark	T-80 in 1996	2	6	1	0	0	0	0	72	78	74.50	+17	0	0	0	1	\$4,562	\$2,281.25
Jake Clark	Cut	1	2	0	0	0	0	0	80	83	81.50	+23	0	0	0	0	\$0	\$0.00
James Clark	T-39th in 1960	3	8	2	0	0	0	0	71	78	74.50	+36	0	0	0	0	\$200	\$66.66
Tim Clark	3rd in 2003	13	44	9	1	1	1	5	68	82	72.41	+56	0	7	14	4	\$872,529	\$67,117.58
Michael Clark II	T-15th in 2000	2	6	1	0	0	0	1	67	78	71.33	Even	0	1	3	1	\$79,500	\$39,750.00
Darren Clarke	T-9th in 2000	18	48	6	0	0	1	2	65	81	73.56	+121	1	7	10	7	\$319,431	\$17,746.19
Don Clarkson	Cut	1	2	0	0	0	0	0	75	78	76.50	+11	0	0	0	0	\$0	\$0.00
Paul Claxton	Cut in 2017	1	2	0	0	0	0	0	82	83	82.50	+23	0	0	0	0	\$3,000	\$3,000.00
Keith Clearwater	T-48th in 1991	5	13	2	0	0	0	0	71	85	74.85	+44	0	0	1	2	\$9,375	\$1,875.00
John Cleary	68th in 1963	1	4	1	0	0	0	0	74	76	75.00	+16	0	0	0	0	\$200	\$200.00
Tom Cleaver	Cut	1	2	0	0	0	0	0	77	80	78.50	+17	0	0	0	0	\$1,200	\$1,200.00
Lennie Clements	T-30th in 1994	6	20	4	0	0	0	0	67	86	73.75	+59	0	3	4	3	\$20,188	\$3,364.72
Dick Cline	T-35th in 1958	4	10	1	0	0	0	0	72	83	76.60	+66	0	0	0	0	\$162	\$40.50
Jose Coceres	T-10th in 2002	5	16	3	0	0	1	2	67	79	72.69	+31	0	4	5	2	\$199,201	\$39,840.19
Russ Cochran	T-7th in 1992	14	42	7	0	0	2	3	65	80	72.86	+68	1	10	11	3	\$127,643	\$9,117.35
George Coetzee	T-7th in 2015	5	14	2	0	0	1	1	65	78	71.79	+11	1	4	5	0	\$321,000	\$64,200.00
Gene Coghill	Cut	4	10	2	0	0	0	0	73	80	76.00	+58	0	0	0	0	\$0	\$0.00
Jim Colbert	T-12th in 1973	17	58	12	0	0	0	3	66	80	73.05	+143	0	5	8	5	\$25,302	\$1,488.33
Cleve Coldwater	Cut	1	2	0	0	0	0	0	75	78	76.50	+11	0	0	0	0	\$1,200	\$1,200.00
Bobby Cole	T-3rd in 1974	5	20	5	1	1	1	2	68	79	72.55	+35	0	3	4	1	\$17,038	\$3,407.57
Chris Cole	Cut	1	2	0	0	0	0	0	80	83	81.50	+23	0	0	0	0	\$500	\$500.00
Clayton Cole	T-69th in 1976	3	10	2	0	0	0	0	69	79	75.40	+54	0	1	1	0	\$771	\$257.14
Don Collett	Cut	1	2	0	0	0	0	0	78	82	80.00	+20	0	0	0	0	\$0	\$0.00
Bill Collins	T-12th in 1960	10	33	6	0	0	0	1	70	83	74.67	+151	0	0	0	3	\$3,922	\$392.20
Elhannon Collins	Cut	1	2	0	0	0	0	0	74	78	76.00	+8	0	0	0	0	\$0	\$0.00
Ros Collins	Cut	1	3	1	0	0	0	0	75	77	76.00	+18	0	0	0	0	\$0	\$0.00
Tim Collins	Cut	6	12	0	0	0	0	0	72	86	76.25	+63	0	0	0	1	\$4,150	\$691.66
Nicolas Colsaerts	Cut	4	8	0	0	0	0	0	71	78	74.13	+27	0	0	0	0	\$11,000	\$2,750.00
Andrew Coltart	T-37th in 2001	4	16	4	0	0	0	0	67	80	72.50	+24	0	1	4	3	\$44,364	\$11,091.07
Michael Combs	Cut	1	2	0	0	0	0	0	79	79	79.00	+18	0	0	0	0	\$2,000	\$2,000.00
Erik Compton	Cut	1	2	0	0	0	0	0	71	73	72.00	+2	0	0	0	1	\$3,000	\$3,000.00
Charles Congdon	T-59th in 1963	1	4	1	0	0	0	0	70	79	74.50	+14	0	0	1	0	\$275	\$275.00
John Conley	Cut	1	2	0	0	0	0	0	81	82	81.50	+23	0	0	0	0	\$0	\$0.00
Frank Conner	T-23rd in 1979	4	12	2	0	0	0	1	69	79	73.08	+33	0	1	1	2	\$6,550	\$1,637.50
Joby Connor	Cut	1	3	1	0	0	0	0	73	76	74.67	+14	0	0	0	0	\$0	\$0.00
Joe Conrad	T-44th in 1964	3	10	2	0	0	0	0	69	80	74.60	+46	0	1	1	0	\$702	\$234.16
Beal Consolver	Cut	1	2	0	0	0	0	0	82	84	83.00	+24	0	0	0	0	\$0	\$0.00
Charles Coody	4th in 1977	15	50	10	0	1	4	5	67	79	72.84	+114	0	8	13	4	\$36,758	\$2,450.53
Austin Cook	T-50th in 2018	1	4	1	0	0	0	0	67	72	69.50	-2	0	2	2	1	\$24,833	\$24,833.33
John Cook	T-2nd in 1992	17	58	12	1	2	4	7	66	79	71.76	+49	0	13	16	10	\$360,265	\$21,192.08
John Cook	T-44th in 1964	10	27	4	0	0	0	0	69	81	76.11	+149	0	1	1	1	\$1,044	\$104.38
Lawrence Cook	Cut	1	2	0	0	0	0	0	77	79	78.00	+16	0	0	0	0	\$0	\$0.00
Ross Coon	54th in 1970	4	12	2	0	0	0	0	72	81	75.75	+67	0	0	0	0	\$769	\$192.25
Joe Coonor	Cut	1	2	0	0	0	0	0	77	81	79.00	+18	0	0	0	0	\$0	\$0.00
Pete Cooper	T-15th in 1960	9	32	7	0	0	0	3	68	78	73.53	+99	0	2	4	2	\$3,965	\$440.57
Rob Corcoran	Cut	1	2	0	0	0	0	0	76	77	76.50	+11	0	0	0	0	\$3,000	\$3,000.00
Dennis Coscina	T-73rd in 1979	3	8	1	0	0	0	0	70	83	76.63	+49	0	0	0	1	\$1,000	\$333.33
Jeff Coston	72nd in 2004	4	10	1	0	0	0	0	68	79	75.10	+39	0	1	1	0	\$18,800	\$4,700
Chris Couch	Cut	1	2	0	0	0	0	0	71	74	72.50	+1	0	0	1	0	\$2,250	\$2,250.00
Gene Counter	Cut	1	2	0	0	0	0	0	79	80	79.50	+19	0	0	0	0	\$0	\$0.00
Fred Couples	2nd in 1990	25	88	19	2	2	3	7	65	80	71.75	+64	1	19	28	12	\$432,047	\$17,282
Chuck Courtney	T-22nd in 1971	5	18	4	0	0	0	1	70	78	73.72	+49	0	0	2	2	\$3,389	\$677.88
Bruce Crampton	2nd in 1973 & '75	15	60	15	3	3	4	9	63	77	72.15	+97	2	9	15	4	\$73,995	\$4,932.97
Ben Crane	T-9th in 2004	9	29	6	0	0	1	1	66	80	72.62	+47	0	4	7	3	\$277,079	\$30,786.57
Dick Crawford	T-20th in 1967	7	24	5	0	0	0	1	67	80	74.17	+84	0	1	1	2	\$4,287	\$612.41
Jeffrey Cranford	Cut	1	2	0	0	0	0	0	75	77	76.00	+8	0	0	0	0	\$2,250	\$2,250.00
Larry Crawford	Cut	1	2	0	0	0	0	0	81	81	81.00	+18	0	0	0	0	\$0	\$0.00
Ben Crenshaw	2nd in 1979	26	86	18	1	1	6	10	66	83	72.59	+147	0	15	22	12	\$206,180	\$7,930.00
Bob Crow	Cut	3	5	0	0	0	0	0	75	81	77.40	+37	0	0	0	0	\$0	\$0.00
Bob Crowley	T-38th in 1959	8	26	6	0	0	0	0	70	80	75.00	+124	0	0	0	1	\$1,068	\$133.43
Guy Cullins	Cut	1	2	0	0	0	0	0	74	79	76.50	+13	0	0	0	0	\$350	\$350.00

Player	Best Finish	Years	Rds	Cuts Made	Top 3	Top 5	Top 10	Top 25	Low	High	Avg.	To Par	65≤	60s	< Par	Par	\$	\$ per Event
Buster Cupit	T-8th in 1958	7	24	5	0	0	1	2	69	80	73.54	+83	0	1	1	5	\$3,545	\$506.42
Jacky Cupit	T-6th in 1966	8	28	7	0	0	2	3	69	77	72.93	+64	0	2	5	2	\$11,639	\$1,454.92
Jon Curran	T-33rd in 2016	1	4	1	0	0	0	0	69	70	69.25	-3	0	3	3	1	\$45,289	\$45,288.88
Ben Curtis	T-2nd in 2008	10	32	6	1	1	1	3	67	78	72.34	+43	0	6	6	4	\$926,415	\$92,641.49
Rod Curl	T-20th in 1980	5	18	4	0	0	0	1	69	77	72.83	+47	0	1	2	1	\$7,900	\$1,580.00
Gaylord Currie	Cut	1	2	0	0	0	0	0	79	85	82.00	+24	0	0	0	0	\$0	\$0.00
Chris Dachisen	Cut	1	2	0	0	0	0	0	81	84	82.50	+21	0	0	0	0	\$1,000	\$1,000.00
Corky Dahl	T-66th in 1971	4	10	1	0	0	0	0	69	87	78.00	+68	0	1	1	0	\$258	\$64.50
John Dahl	Cut	1	2	0	0	0	0	0	77	79	78.00	+12	0	0	0	0	\$1,000	\$1,000.00
John Dalrymple	Cut	4	8	0	0	0	0	0	76	82	79.50	+74	0	0	0	0	\$0	\$0.00
John Daly	Winner in 1991	26	64	7	1	1	1	2	66	82	73.80	+185	0	9	11	4	\$433,442	\$16,670.83
Doug Dalziel	Cut	2	4	0	0	0	0	0	73	82	78.25	+31	0	0	0	0	\$803	\$401.50
Woody Dame	Cut	3	6	0	0	0	0	0	73	78	76.67	+34	0	0	0	0	\$903	\$301.00
Robert Damron	T-66th in 2001	4	12	2	0	0	0	0	68	81	73.50	+34	0	1	2	1	\$21,900	\$5,475.00
Joe Data	Cut	1	2	0	0	0	0	0	77	77	77.00	+14	0	0	0	0	\$0	\$0.00
Rhys Davies	T-62nd in 2010	1	4	1	0	0	0	0	71	75	73.00	+4	0	0	2	0	\$14,717	\$14,717
Brian Davis	T-13th in 2004	7	20	3	0	0	0	2	69	87	73.15	+39	0	5	8	1	\$226,397	\$32,342
James Davis	Cut	1	2	0	0	0	0	0	79	84	81.50	+23	0	0	0	0	\$0	\$0.00
Mike Davis	Cut	1	2	0	0	0	0	0	75	81	78.00	+16	0	0	0	0	\$350	\$350.00
Rodger Davis	T-52nd in 1988	4	10	1	0	0	0	0	69	81	75.30	+39	0	1	2	0	\$5,292	\$1,323.12
Scott Davis	Cut in 1989 & '99	2	4	0	0	0	0	0	72	81	75.75	+15	0	0	0	1	\$2,750	\$1,375.00
Marco Dawson	75th in 1996	1	4	1	0	0	0	0	69	76	73.50	+23	0	1	1	0	\$3,700	\$3,700.00
Glen Day	T-15th in 1994	8	24	4	0	0	0	1	68	76	71.88	+23	0	3	8	5	\$68,689	\$8,586.16
Jason Day	Winner in 2015	9	32	7	2	2	5	7	65	80	69.41	-47	2	19	21	2	\$3,758,064	\$417,562.65
Manuel de la Tore	T-17th in 1963	11	36	8	0	0	0	1	70	80	74.61	+148	0	0	1	2	\$3,203	\$291.18
Brad Dean	Cut	1	2	0	0	0	0	0	84	86	85.00	+30	0	0	0	0	\$2,500	\$2,500.00
Terry Dear	Cut	1	2	0	0	0	0	0	74	83	78.50	+13	0	0	0	0	\$1,000	\$1,000.00
Tom Deaton	Cut	1	2	0	0	0	0	0	83	85	84.00	+28	0	0	0	0	\$0	\$0.00
Tim Debaufre	T-41st in 1968	1	4	1	0	0	0	0	72	75	73.25	+13	0	0	0	0	\$586	\$586.25
Bill Deck	Cut	1	2	0	0	0	0	0	76	78	77.00	+12	0	0	0	0	\$0	\$0.00
Harry Dee	Cut	1	2	0	0	0	0	0	76	77	76.50	+13	0	0	0	0	\$0	\$0.00
John De Forest	Cut	2	4	0	0	0	0	0	74	79	76.50	+22	0	0	0	0	\$2,500	\$1,250.00
Wayne De Francesco	T-71st in 1995	5	11	1	0	0	0	0	69	82	75.82	+52	0	1	1	0	\$8,913	\$1,782.50
Joseph Deigo	Cut	1	2	0	0	0	0	0	77	82	79.50	+19	0	0	0	0	\$0	\$0.00
Brendon de Jonge	T-26th in 2011	6	24	6	0	0	0	0	66	78	71.67	+12	0	3	8	3	\$175,715	\$29,285.89
Stuart Deane	Cut	2	4	0	0	0	0	0	71	84	77.75	+27	0	0	0	1	\$6,000	\$3,000.00
Bryson DeChambeau	T-33rd in 2017	2	6	1	0	0	0	0	70	73	71.33	+4	0	0	0	3	\$50,100	\$25,050.00
Graham DeLaet	T-7th in 2017	3	10	2	0	0	1	2	68	76	70.10	-7	0	5	7	1	\$447,889	\$149,296.29
Jay Delsing	T-63rd in 1990	3	8	1	0	0	0	0	70	82	74.88	+25	0	0	1	0	\$4,600	\$1,533.33
Dick Demane	Cut	3	7	1	0	0	0	0	74	83	77.57	+53	0	0	0	0	\$0	\$0.00
Ron Demao	Cut	1	2	0	0	0	0	0	82	84	83.00	+26	0	0	0	0	\$0	\$0.00
Jimmy Demaret	DQ	1	1	0	0	0	0	0	69	69	69.00	-1	0	1	1	0	\$0	\$0.00
Mike Demassey	WD	1	1	0	0	0	0	0	75	75	75.00	+5	0	0	0	0	\$0	\$0.00
Rolf Deming	T-67th in 1975	1	4	1	0	0	0	0	70	83	75.00	+20	0	0	0	1	\$429	\$428.57
Buddy Demling	Cut	3	6	0	0	0	0	0	76	85	79.50	+57	0	0	0	0	\$0	\$0.00
George Demling	Cut	1	2	0	0	0	0	0	78	82	80.00	+20	0	0	0	0	\$0	\$0.00
Lowell Dencer	Cut	1	2	0	0	0	0	0	73	82	77.50	+13	0	0	0	0	\$1,200	\$1,200.00
Ten Denham	Cut	1	2	0	0	0	0	0	82	83	82.50	+25	0	0	0	0	\$0	\$0.00
Clark Dennis	Cut	1	2	0	0	0	0	0	73	75	74.00	+8	0	0	0	0	\$1,500	\$1,500.00
Jim Dent	T-34th in 1978	7	22	4	0	0	0	0	69	78	73.82	+72	0	1	2	2	\$5,469	\$781.23
Bruce Devlin	T-6th in 1965	14	50	11	0	0	1	5	68	80	73.00	+118	0	2	9	7	\$21,760	\$1,554.30
Keith Dicciani	Cut	1	2	0	0	0	0	0	72	80	76.00	+8	0	0	0	1	\$2,500	\$2,500
Gardner Dickinson	5th in 1965	10	38	9	0	1	2	5	66	76	72.45	+71	0	6	7	1	\$15,628	\$1,562.83
Bob Dickson	T-25th in 1969	3	12	3	0	0	0	1	69	78	73.83	+38	0	1	2	1	\$2,110	\$703.33
Jim Dickson	Cut	2	4	0	0	0	0	0	74	85	80.00	+34	0	0	0	0	\$2,000	\$1,000.00
Terry Diehl	T-10th in 1980	4	12	2	0	0	1	1	68	78	73.25	+39	0	1	1	1	\$8,000	\$2,000.00
Mike Dietz	T-35th in 1958	4	11	2	0	0	0	0	70	81	76.00	+66	0	0	0	1	\$162	\$40.50
Billy Dill	Cut	1	2	0	0	0	0	0	79	83	81.00	+22	0	0	0	0	\$0	\$0.00
Terry Dill	T-22nd in 1971	2	8	2	0	0	0	1	68	75	72.88	+15	0	1	1	0	\$2,784	\$1,392.00
Chris DiMarco	T-2nd in 2004	10	36	8	1	1	1	4	67	79	71.92	+29	0	7	14	1	\$921,442	\$92,144.17
Kent Dinsdale	Cut	1	2	0	0	0	0	0	77	78	77.50	+13	0	0	0	0	\$1,200	\$1,200.00
Frank Dobbs	80th in 2000	3	8	1	0	0	0	0	67	88	76.25	+40	0	1	1	1	\$11,400	\$3,800.00
Matt Dobyns	Cut	5	10	0	0	0	0	0	71	81	75.50	+45	0	0	0	0	\$14,600	\$2,920.00
Stephen Dodd	Cut	2	4	0	0	0	0	0	71	75	73.25	+9	0	0	0	0	\$4,250	\$2,125.00
Trevor Dodds	T-62nd in 1998	1	4	1	0	0	0	0	69	75	72.75	+11	0	1	1	0	\$5,900	\$5,900.00
Joe Dodich	Cut	1	3	1	0	0	0	0	76	78	77.33	+22	0	0	0	0	\$0	\$0.00
Art Doering	Cut	2	4	0	0	0	0	0	73	87	78.50	+32	0	0	0	0	\$0	\$0.00
James Dolan	Cut	1	2	0	0	0	0	0	82	82	82.00	+24	0	0	0	0	\$650	\$650.00
Tom Dolby	T-55th in 1994	3	8	1	0	0	0	0	68	94	76.86	+9	0	1	1	0	\$6,358	\$2,119.44
Paul Donahue	Cut	1	2	0	0	0	0	0	75	77	76.00	+12	0	0	0	0	\$0	\$0.00
Luke Donald	T-3rd in 2006	14	48	10	1	1	2	4	66	77	71.67	+30	0	9	14	4	\$862,552	\$61,610.84
Mike Donald	T-47th in 1986	8	24	4	0	0	0	0	69	80	74.00	+66	0	1	2	6	\$10,883	\$1,360.41
Jamie Donaldson	T-7th in 2012	6	16	3	0	0	1	2	66	80	71.75	+14	0	5	7	2	\$342,643	\$57,107.14
Clarence Doser	T-37th in 1961	3	9	2	0	0	0	0	71	84	74.89	+44	0	0	0	0	\$250	\$83.33
Jack Doss	Cut	1	2	0	0	0	0	0	77	79	78.00	+16	0	0	0	0	\$0	\$0.00
Ed Dougherty	T-22nd in 1975	7	20	3	0	0	0	1	68	79	73.45	+51	0	3	5	1	\$13,225	\$1,889.28
Nick Dougherty	Cut	5	10	0	0	0	0	0	72	82	76.40	+56	0	0	0	1	\$11,750	\$2,350
Sean Dougherty	Cut	2	4	0	0	0	0	0	74	81	77.00	+24	0	0	0	0	\$5,500	\$2,750.00
Dave Douglas	Cut	2	4	0	0	0	0	0	73	84	78.75	+35	0	0	0	0	\$0	\$0.00
Dale Douglass	T-17th in 1975	7	24	5	0	0	0	1	67	78	73.71	+69	0	1	1	2	\$5,072	\$724.59
Sam Drake	Cut	2	5	1	0	0	0	0	73	80	78.00	+40	0	0	0	0	\$0	\$0.00

Player	Best Finish	Years	Rds	Cuts Made	Top 3	Top 5	Top 10	Top 25	Low	High	Avg.	To Par	65≤	60s	< Par	Par	\$	\$ per Event
Bradley Dredge	T-79th in 2016	4	10	1	0	0	0	0	69	75	73.00	+26	0	1	1	1	\$23,650	\$5,912.50
Scott Drummond	T-66th in 2004	1	4	1	0	0	0	0	71	76	73.50	6	0	0	1	1	\$12,350	\$12,350.00
Victor Dubuisson	T-7th in 2014	3	10	2	0	0	1	2	66	76	69.60	-16	0	6	8	0	\$392,000	\$130,666.67
Stan Dudas	T-69th in 1969	4	10	1	0	0	0	0	70	80	75.80	+54	0	0	1	0	\$241	\$60.34
Bob Duden	T-54th in 1977	6	15	2	0	0	0	0	72	80	75.87	+66	0	0	0	2	\$1,049	\$174.85
Jason Dufner	Winner in 2013	10	32	7	2	3	3	3	63	79	70.97	-1	2	11	14	2	\$2,698,333	\$269,833.33
Ken Duke	T-13th in 2008	5	18	4	0	0	0	2	68	78	72.44	+32	0	3	4	1	\$253,300	\$50,660.00
Eric Dugas	Cut	1	2	0	0	0	0	0	74	87	80.50	+21	0	0	0	0	\$2,500	\$2,500.00
Scott Dunlap	T-9th in 2000	3	12	3	0	0	1	1	66	81	71.58	+3	0	3	5	2	\$130,519	\$43,506.25
Tim Dunlavey	Cut	1	2	0	0	0	0	0	72	76	74.00	+4	0	0	0	1	\$2,000	\$2,000.00
Paul Dunne	Cut in 2018	1	2	0	0	0	0	0	73	73	73.00	+6	0	0	0	0	\$3,100	\$3,100.00
Chuck Dupree	Cut	1	2	0	0	0	0	0	79	84	81.50	+23	0	0	0	0	\$0	\$0.00
Joe Durant	T-18th in 2007	7	26	6	0	0	0	1	68	79	72.35	+49	0	2	4	4	\$151,644	\$21,663.39
David Duschane	Cut	1	2	0	0	0	0	0	74	75	74.50	+7	0	0	0	0	\$1,000	\$1,000.00
David Duval	T-10th in 1999 & 2001	11	31	5	0	0	2	3	66	81	72.77	+52	0	4	9	6	\$271,891	\$24,717.42
Simon Dyson	T-6th in 2007	5	16	3	0	0	1	2	64	80	71.88	+18	1	3	5	1	\$388,050	\$77,610
Paul Earnest	Cut	1	2	0	0	0	0	0	82	85	83.50	+27	0	0	0	0	\$1,500	\$1,500.00
Bob Eastwood	T-30th in 1980	7	20	3	0	0	0	0	67	79	74.10	+70	0	2	3	0	\$9,600	\$1,371.42
Johan Edfors	T-39th in 2011	4	10	1	0	0	0	0	70	83	74.80	+40	0	0	0	2	\$37,500	\$9,375.00
Danny Edwards	T-20th in 1983	10	36	8	0	0	0	2	67	80	73.11	+78	0	4	7	4	\$18,931	\$1,893.05
David Edwards	T-14th in 1987	13	48	11	0	0	0	4	68	79	72.29	+54	0	7	14	10	\$79,220	\$6,093.83
Jerry Edwards	Cut	1	2	0	0	0	0	0	72	80	76.00	+12	0	0	0	0	\$0	\$0.00
Joel Edwards	T-39th in 2002	3	10	2	0	0	0	0	68	77	73.50	+17	0	1	2	1	\$26,350	\$8,783.33
David Eger	Cut	1	2	0	0	0	0	0	74	77	75.50	+9	0	0	0	0	\$303	\$303.00
Bill Eggers	Cut	3	7	1	0	0	0	0	73	80	76.71	+47	0	0	0	0	\$0	\$0.00
Dave Eichelberger	T-34th in 1971	8	24	4	0	0	0	0	70	81	74.50	+92	0	0	1	2	\$4,341	\$542.61
Lee Elder	T-11th in 1974	13	44	9	0	0	0	4	68	78	73.05	+112	0	4	6	6	\$20,274	\$1,559.55
Juan Elizondo	Cut	1	2	0	0	0	0	0	83	87	85.00	+26	0	0	0	0	\$0	\$0.00
Steve Elkington	Win in 1995	19	65	14	4	5	6	8	64	78	71.34	+23	1	20	27	7	\$1,722,631	\$90,664.80
Bob Elliott	Cut	1	2	0	0	0	0	0	74	78	76.00	+10	0	0	0	0	\$1,000	\$1,000.00
Jamie Elliott	Cut	1	2	0	0	0	0	0	79	87	83.00	+22	0	0	0	0	\$2,000	\$2,000.00
John Elliott	Cut	2	4	0	0	0	0	0	72	77	75.25	+15	0	0	0	1	\$2,000	\$1,000.00
Wes Ellis Jr	T-5th in 1961	9	32	7	0	1	2	5	68	81	72.75	+72	0	3	6	4	\$10,553	\$1,172.59
Bob Ellsworth	Cut	1	2	0	0	0	0	0	80	81	80.50	+19	0	0	0	0	\$0	\$0.00
Ernie Els	3rd in 1995 & 2007	25	88	19	2	4	6	12	65	80	71.32	+26	2	24	35	13	\$2,110,374	\$84,414.95
Clare Emery	T-28th in 1959	7	20	3	0	0	0	0	69	82	76.05	+111	0	1	1	0	\$1,011	\$144.48
Larry Emery	Cut	3	6	0	0	0	0	0	74	79	76.33	+32	0	0	0	0	\$4,200	\$1,400.00
Harris English	T-48th in 2015	4	14	3	0	0	0	0	67	76	71.57	+12	0	4	5	1	\$64,450	\$16,112.50
Sean English	Cut in 2004	1	2	0	0	0	0	0	75	84	79.50	15	0	0	0	0	\$2,000	\$2,000.00
Noel Epperson	Cut	1	2	0	0	0	0	0	83	85	84.00	+28	0	0	0	0	\$0	\$0.00
Charlie Epps	Cut	2	4	0	0	0	0	0	77	78	77.75	+25	0	0	0	0	\$2,000	\$1,000.00
Robert Erickson	T-58th in 1966	3	11	3	0	0	0	0	71	80	75.27	+50	0	0	0	1	\$640	\$213.33
Scott Erdmann	Cut	1	2	0	0	0	0	0	80	81	80.50	+21	0	0	0	0	\$2,500	\$2,500.00
Derek Ernst	Cut in 2013	1	2	0	0	0	0	0	72	76	74.00	+8	0	0	0	0	\$2,500	\$2,500.00
Randy Erskine	Cut	1	2	0	0	0	0	0	72	75	73.50	+7	0	0	0	0	\$350	\$350.00
Emil Esposito	Cut	2	4	0	0	0	0	0	79	87	83.50	+50	0	0	0	0	\$1,350	\$675.00
Frank Esposito, Jr.	Cut	2	4	0	0	0	0	0	71	83	77.50	+28	0	0	0	0	\$5,500	\$2,750.00
Lou Esposito	Cut	1	2	0	0	0	0	0	76	81	78.50	+17	0	0	0	0	\$0	\$0.00
Don Essig	Cut	1	2	0	0	0	0	0	79	87	83.00	+26	0	0	0	0	\$0	\$0.00
Bob Estes	T-6th in 1993, '95 & '99	16	52	10	0	0	3	3	65	81	72.46	+76	1	14	16	3	\$347,800	\$21,738
Jim Estes	Cut	1	2	0	0	0	0	0	76	79	77.50	+15	0	0	0	0	\$2,500	\$2,500.00
Barry Evans	Cut	2	4	0	0	0	0	0	76	81	79.00	+28	0	0	0	0	\$4,250	\$2,125.00
Chick Evans	T-37th in 1966	3	10	2	0	0	0	0	73	79	75.10	+43	0	0	0	0	\$917	\$305.72
Gary Evans	T-51st in 2003	1	4	1	0	0	0	0	71	76	73.75	+15	0	0	0	0	\$13,320	\$13,320.00
Max Evans	Cut	1	3	1	0	0	0	0	73	81	76.33	+19	0	0	0	0	\$0	\$0.00
Tont Evans	Cut	1	2	0	0	0	0	0	75	78	76.50	+13	0	0	0	0	\$0	\$0.00
Mark Evenson	Cut in 2004	1	2	0	0	0	0	0	80	82	81.00	18	0	0	0	0	\$2,000	\$2,000.00
Matt Every	71st in 2012	4	10	1	0	0	0	0	71	82	75.10	+37	0	0	0	1	\$23,400	\$5,850.00
Bill Ezinicki	T-40th in 1958	5	17	4	0	0	0	0	67	83	75.29	+86	0	1	1	2	\$460	\$92.00
Brad Fabel	T-28th in 1987	3	12	3	0	0	0	0	68	78	73.58	+31	0	1	1	0	\$16,833	\$5,611.11
Roy Faber	Cut	1	2	0	0	0	0	0	83	84	83.50	+25	0	0	0	0	\$0	\$0.00
Don Fairfield	T-22nd in 1961	5	16	4	0	0	0	1	70	78	73.56	+56	0	0	0	3	\$1,242	\$248.50
Jeff Fairfield	Cut	1	2	0	0	0	0	0	77	81	79.00	+16	0	0	0	0	\$1,200	\$1,200.00
Nick Faldo	T-2nd in 1992	22	82	19	2	4	5	9	66	80	71.87	49	0	21	34	6	\$489,731	\$22,260.49
Ed Famula	Cut	2	4	0	0	0	0	0	76	79	77.25	+27	0	0	0	0	\$0	\$0.00
Jim Farina	Cut	2	4	0	0	0	0	0	74	83	79.25	+37	0	0	0	0	\$0	\$0.00
Charles Farlow	Cut	1	3	1	0	0	0	0	73	78	75.33	+16	0	0	0	0	\$0	\$0.00
Billy Farrell	T-11th in 1967	7	26	6	0	0	0	3	69	78	73.00	+62	0	1	2	3	\$6,837	\$976.66
Sean Farren	Cut	2	4	0	0	0	0	0	74	81	77.50	+26	0	0	0	0	\$4,000	\$2,000.00
Greg Farrow	Cut	1	2	0	0	0	0	0	74	78	76.00	+8	0	0	0	0	\$1,000	\$1,000.00
Niclas Fasth	T-10th in 2003	8	26	5	0	0	1	1	66	79	72.73	+55	0	4	5	3	\$225,038	\$28,129.69
Brad Faxon	5th in 1995	22	68	12	0	1	1	6	63	82	72.51	+89	2	12	23	10	\$423,010	\$19,227.76
George Fazio	T-25th in 1958	3	10	2	0	0	0	1	69	78	74.30	+43	0	1	1	0	\$625	\$208.33
David Feherty	T-7th in 1991	2	6	1	0	0	1	1	68	75	72.33	+4	0	1	3	0	\$39,200	\$19,600.00
Rick Fehr	T-18th in 1992	7	20	3	0	0	0	1	69	82	73.50	+46	0	1	4	2	\$34,760	\$4,965.71
Mike Felker	Cut	1	2	0	0	0	0	0	77	80	78.50	+17	0	0	0	0	\$350	\$350.00
John Felus	Cut	2	4	0	0	0	0	0	72	81	76.00	+20	0	0	0	1	\$0	\$0.00
Al Feminelli	T-53rd in 1959	2	6	1	0	0	0	0	70	78	74.33	+26	0	0	0	1	\$200	\$100.00
Keith Fergus	T-4th in 1981	8	28	6	0	1	1	3	68	77	72.36	+48	0	3	5	5	\$30,270	\$3,783.74
Gonzalo Fdez-Castano	T-32nd in 2009	6	20	4	0	0	0	0	67	78	72.80	+24	0	1	5	3	\$118,771	\$19,795.14
Phil Ferranti	T-66th in 1977	2	6	1	0	0	0	0	73	81	77.00	+34	0	0	0	0	\$488	\$244.04

Player	Best Finish	Years	Rds	Cuts	Made	Top 3	Top 5	Top 10	Top 25	Low	High	Avg.	To Par	65≤	60s	< Par	Par	\$	\$ per Event
Jim Ferree	T-28th in 1964	8	23	5		0	0	0	0	70	81	74.43	+97	0	0	0	1	\$1,720	\$215.00
Gene Ferrell	Cut	4	8	0		0	0	0	0	73	81	77.75	+58	0	0	0	0	\$1,200	\$300.00
Kenneth Ferrie	Cut	1	2	0		0	0	0	0	70	78	74.00	+4	0	0	1	0	\$2,250	\$2,250.00
Jim Ferriell	T-66th in 1977	3	8	1		0	0	0	0	71	84	78.88	+59	0	0	1	0	\$1,038	\$346.03
Jim Ferrier	2nd in 1960	14	43	8		1	1	2	2	66	84	74.58	+177	0	2	3	0	\$10,331	\$737.93
Mike Fetchick	T-23rd in 1964	6	18	3		0	0	0	1	66	81	75.17	+83	0	1	1	0	\$1,500	\$250.00
Forrest Fezler	T-32nd in 1974	5	16	3		0	0	0	0	68	79	74.63	+70	0	1	1	0	\$2,447	\$489.38
Gene Fieger	Cut	4	8	0		0	0	0	0	73	81	76.38	+43	0	0	0	0	\$4,700	\$1,175.00
Tony Finau	T-10th in 2015	4	14	3		0	0	1	1	66	77	70.64	-3	0	6	8	2	\$311,406	\$77,851.56
Dow Finsterwald	Win in 1958	23	74	14		2	3	3	6	66	84	74.31	+279	0	5	5	5	\$22,336	\$971.11
Ed Fiori	T-9th in 1989	10	34	7		0	0	1	1	67	79	73.44	+85	0	5	7	2	\$44,065	\$4,406.46
Harold Firstman	Cut	1	2	0		0	0	0	0	82	85	83.50	+27	0	0	0	0	\$0	\$0.00
Jerry Fisher	Cut	1	2	0		0	0	0	0	76	80	78.00	+14	0	0	0	0	\$0	\$0.00
Ross Fisher	T-19th in 2009	9	26	4		0	0	0	1	66	78	72.42	+43	0	7	7	1	\$167,503	\$18,611.43
Caine Fitzgerald	Cut in 2013	1	2	0		0	0	0	0	75	76	75.50	+11	0	0	0	0	\$2,500	\$2,500.00
Woody Fitzhugh	Cut	2	4	0		0	0	0	0	74	80	76.50	+24	0	0	0	0	\$1,500	\$750.00
Matthew Fitzpatrick	T-49th in 2016	3	8	1		0	0	0	0	67	76	71.38	+9	0	1	1	3	\$31,100	\$10,366.67
Pat Fitzsimons	T-43rd in 1976	5	12	1		0	0	0	0	71	81	75.50	+56	0	0	0	0	\$2,975	\$595.00
Jack Fleck	T-7th in 1962	7	21	5		0	0	1	3	69	78	73.19	+62	0	1	1	4	\$4,969	\$709.91
Marty Fleckman	T-4th in 1968	2	6	1		0	1	1	1	66	78	72.67	+14	0	1	1	0	\$7,500	\$3,750.00
Tommy Fleetwood	T-35th in 2018	4	12	2		0	0	0	0	68	77	71.75	+11	0	3	4	3	\$75,729	\$18,932.14
Bruce Fleisher	T-14th in 1993	7	24	5		0	0	0	1	67	78	72.79	+47	0	5	6	0	\$39,585	\$5,655.00
Pete Fleming	Cut	1	3	1		0	0	0	0	71	81	75.00	+15	0	0	0	0	\$0	\$0.00
Tim Fleming	Cut	5	10	0		0	0	0	0	72	84	76.90	+61	0	0	0	0	\$10,000	\$2,000.00
Steve Flesch	6th in 2008	12	44	10		0	0	2	7	66	79	71.48	+21	0	11	14	12	\$803,070	\$66,923
Kyle Flinton	Cut	2	4	0		0	0	0	0	76	79	78.00	+28	0	0	0	0	\$5,000	\$2,500
Terry Florence	Cut	4	8	0		0	0	0	0	74	87	78.63	+61	0	0	0	0	\$3,050	\$762.50
Ray Floyd	Win in 1969 & '82	31	116	27		3	4	8	17	63	80	72.07	+142	2	24	30	14	\$261,523	\$8,436.22
Bill Flynn	Cut	1	2	0		0	0	0	0	77	79	78.00	+14	0	0	0	0	\$0	\$0.00
Ken Folkes	Cut	2	4	0		0	0	0	0	76	79	77.25	+25	0	0	0	0	\$250	\$125.00
Tom Fonseca Jr	Cut	1	2	0		0	0	0	0	75	80	77.50	+15	0	0	0	0	\$0	\$0.00
Bob Ford	T-68th in 1993	10	24	2		0	0	0	0	70	80	75.38	+101	0	0	1	3	\$15,138	\$1,513.75
Bob Ford	Cut in 1966, '67 & '70	3	6	0		0	0	0	0	75	83	78.83	+49	0	0	0	0	\$0	\$0.00
Doug Ford	5th in 1961 & '62	24	63	8		0	2	3	6	66	82	74.40	+249	0	5	7	5	\$14,071	\$586.28
Anders Forsbrand	T-9th in 1992	3	8	1		0	0	1	1	70	74	71.88	+9	0	0	2	2	\$42,400	\$14,133.33
Dan Forsman	T-7th in 1992	10	28	4		0	0	1	1	67	80	73.68	+63	0	3	8	0	\$74,176	\$7,417.59
Alastair Forsyth	T-9th in 2008	3	10	2		0	0	1	1	70	82	74.10	+33	0	0	0	2	\$191,825	\$63,942
Ernest Fortner	Cut	3	6	0		0	0	0	0	77	85	81.33	+62	0	0	0	0	\$0	\$0.00
John Fought	5th in 1983	4	14	3		0	1	1	1	67	78	72.64	+29	0	3	3	2	\$28,082	\$7,020.62
Rickie Fowler	T-3rd in 2014	9	34	8		1	2	2	4	65	80	70.35	-16	1	15	21	2	\$1,385,985	\$153,998.31
Ronald Fox	Cut	1	2	0		0	0	0	0	81	84	82.50	+25	0	0	0	0	\$0	\$0.00
Ryan Fox	T-27th in 2018	2	8	2		0	0	0	0	66	78	70.50	+0	0	4	4	2	\$98,875	\$49,437.50
Jeff Foxx	Cut	1	2	0		0	0	0	0	75	78	76.50	+11	0	0	0	0	\$1,000	\$1,000.00
Bob Frainey	Cut	1	2	0		0	0	0	0	76	79	77.50	+15	0	0	0	0	\$0	\$0.00
Ed Francese	Cut	1	2	0		0	0	0	0	80	85	82.50	+21	0	0	0	0	\$250	\$250.00
Carlos Franco	T-18th in 2003	8	32	8		0	0	0	1	67	76	71.91	+37	0	5	9	6	\$199,530	\$24,941.29
Will Frantz	Cut	3	6	0		0	0	0	0	71	81	76.00	+34	0	0	0	1	\$3,900	\$1,300.00
Howell Fraser	T-59th in 1969	7	18	2		0	0	0	0	71	83	75.22	+88	0	0	0	1	\$2,266	\$323.68
Harrison Frazar	T-20th in 2006	7	18	2		0	0	0	1	69	78	72.56	+26	0	4	4	2	\$110,750	\$15,821.43
Marcus Fraser	T-47th in 2013	3	12	3		0	0	0	0	67	78	72.25	+19	0	3	4	0	\$51,675	\$17,225.00
Greg Frederick	Cut	1	2	0		0	0	0	0	82	83	82.50	+21	0	0	0	0	\$1,000	\$1,000.00
Jeff Freeman	Cut	2	4	0		0	0	0	0	73	80	76.50	+18	0	0	0	0	\$3,750	\$1,875.00
Ray Freeman	69th in 1987	5	12	1		0	0	0	0	71	85	76.67	+60	0	0	1	0	\$5,600	\$1,120.00
Robin Freeman	T-49th in 1995	1	4	1		0	0	0	0	69	72	70.50	-2	0	1	2	1	\$4,620	\$4,620.00
Frank Freer	Cut	1	2	0		0	0	0	0	83	83	83.00	+26	0	0	0	0	\$0	\$0.00
Steve Friebe	T-74th in 1972	1	4	1		0	0	0	0	74	79	76.75	+27	0	0	0	0	\$333	\$333.00
Phil Friel	Cut	1	3	1		0	0	0	0	74	80	77.67	+23	0	0	0	0	\$0	\$0.00
Bob Friend	Cut in 1999	1	2	0		0	0	0	0	71	78	74.50	+5	0	0	1	0	\$1,750	\$1,750.00
John Frillman	Cut	7	14	0		0	0	0	0	69	87	79.71	+130	0	1	1	0	\$250	\$35.71
Dylan Frittelli	T-31st in 2018	2	8	2		0	0	0	0	67	77	71.00	+4	0	3	3	1	\$84,300	\$42,150.00
Charles Frost	Cut in 2015	1	2	0		0	0	0	0	76	83	79.50	+15	0	0	0	0	\$3,000	\$3,000.00
David Frost	T-10th in 1987	15	50	10		0	0	1	4	68	79	72.74	+75	0	7	15	5	\$104,168	\$6,944.55
Robert Fry	Cut	7	15	1		0	0	0	0	74	82	76.60	+95	0	0	0	0	\$0	\$0.00
Michael Frye	Cut	1	2	0		0	0	0	0	79	90	84.50	+25	0	0	0	0	\$2,500	\$2,500
Larry Fryer	Cut	1	2	0		0	0	0	0	74	80	77.00	+14	0	0	0	0	\$0	\$0.00
Edward Fryatt	Cut	1	2	0		0	0	0	0	69	79	74.00	+4	0	1	1	0	\$2,000	\$2,000.00
Hiroyuki Fujita	T-56th in 2009	6	16	2		0	0	0	0	70	79	74.38	+54	0	0	1	2	\$39,675	\$6,612.50
Pierre Fulke	T-10th in 2002	3	8	1		0	0	1	1	68	81	74.88	+31	0	1	2	1	\$114,714	\$38,238.10
Dale Fuller	Cut	1	2	0		0	0	0	0	82	87	84.50	+25	0	0	0	0	\$1,000	\$1,000.00
Mark Fuller	Cut	1	2	0		0	0	0	0	79	84	81.50	+23	0	0	0	0	\$1,300	\$1,300.00
Fred Funk	T-4th in 2002	18	66	15		0	1	3	5	66	82	72.08	+67	0	18	25	6	\$699,449	\$38,858.27
Rod Funseth	T-8th in 1965	10	38	9		0	0	1	2	69	78	73.08	+97	0	4	6	5	\$12,728	\$1,272.81
Ed Furgol	T-13th in 1964	6	21	5		0	0	0	1	69	81	73.90	+76	0	1	1	0	\$2,924	\$487.26
Marty Furgol	T-45th in 1961	3	10	2		0	0	0	0	71	79	74.30	+39	0	0	0	0	\$550	\$183.33
Jim Furyk	2nd in 2013	24	88	20		1	2	6	10	64	78	71.31	+29	3	25	37	5	\$2,210,068	\$92,086.16
Shelby Futch	Cut	1	2	0		0	0	0	0	78	82	80.00	+20	0	0	0	0	\$0	\$0.00
Brian Gaffney	71st in 2015	5	12	1		0	0	0	0	71	85	76.33	+56	0	0	2	0	\$27,900	\$5,580.00
Tommy Gainey	T-61st in 2013	3	8	1		0	0	0	0	69	81	75.13	+37	0	1	1	0	\$20,700	\$6,900.00
Bob Gajda	T-25th in 1958	5	19	5		0	0	0	1	70	81	74.26	+77	0	0	0	1	\$1,150	\$230.00
John Galeski	Cut	1	3	1		0	0	0	0	72	78	75.00	+15	0	0	0	0	\$0	\$0.00
Jim Gallagher, Jr.	T-2nd in 1992	8	26	5		2	2	2	3	64	82	71.92	+12	1	6	8	5	\$231,867	\$28,983.33

Player	Best Finish	Years	Rds	Cuts Made	Top 3	Top 5	Top 10	Top 25	Low	High	Avg.	To Par	65≤	60s	< Par	Par	\$	\$ per Event
Stephen Gallacher	T-18th in 2010	6	16	2	0	0	0	1	68	79	73.44	+41	0	3	5	2	\$110,933	\$18,488.89
Mal Galletta	73rd in 1976	2	8	2	0	0	0	0	72	84	76.63	+49	0	0	0	0	\$810	\$405.00
Bob Galloway	T-63rd in 1974	7	15	1	0	0	0	0	71	82	77.07	+98	0	0	0	1	\$1,224	\$174.91
Robert Gamez	T-14th in 2003	9	26	4	0	0	0	1	67	82	74.23	+78	0	2	4	3	\$123,465	\$13,718.40
Gary Gant	Cut	2	4	0	0	0	0	0	79	83	81.25	+41	0	0	0	0	\$1,650	\$825.00
Ivan Gantz	WD	1	1	0	0	0	0	0	82	82	82.00	+12	0	0	0	0	\$0	\$0.00
James Gantz	T-59th in 1958	1	4	1	0	0	0	0	75	79	76.50	+26	0	0	0	0	\$100	\$100.00
Sergio Garcia	2nd in 1998 & 2008	20	60	10	3	3	4	6	66	78	71.53	+30	0	18	25	5	\$1,823,720	\$91,186.00
Buddy Gardner	T-6th in 1985	8	26	5	0	0	1	2	67	80	73.35	+55	0	1	6	2	\$41,645	\$5,205.62
Mark Gardner	Cut	1	2	0	0	0	0	0	80	81	80.50	+17	0	0	0	0	\$1,000	\$1,000.00
Brice Garnett	T-50th in 2018	1	4	1	0	0	0	0	68	71	69.50	-2	0	2	2	1	\$24,833	\$24,833.33
Bill Garrett	T-55th in 1971	2	6	1	0	0	0	0	72	75	74.17	+17	0	0	0	1	\$258	\$129.00
Wright Garrett	Cut	1	2	0	0	0	0	0	76	79	77.50	+11	0	0	0	0	\$0	\$0.00
Ignacio Garrido	T-41st in 1997	3	8	1	0	0	0	0	70	76	73.25	+26	0	0	0	1	\$11,875	\$3,958.33
Robert Garrigus	T-21st in 2012	3	12	3	0	0	0	2	67	76	71.58	+11	0	3	3	2	\$147,167	\$49,055.56
Buzz Garvin	Cut	1	2	0	0	0	0	0	79	82	80.50	+19	0	0	0	0	\$0	\$0.00
Jimmie Gauntt	Cut	1	2	0	0	0	0	0	78	83	80.50	+17	0	0	0	0	\$0	\$0.00
Bob Gaus	Cut	5	10	0	0	0	0	0	72	87	77.60	+68	0	0	0	0	\$11,000	\$2,200
Brian Gay	T-20th in 2008	9	30	6	0	0	0	2	67	81	73.00	+70	0	3	5	3	\$188,899	\$20,988.73
Al Geiberger	Win in 1966	23	78	16	1	3	6	10	66	81	72.72	+160	0	11	16	11	\$71,630	\$3,114.35
Brent Geiberger	T-71st in 1998	4	10	1	0	0	0	0	70	79	74.90	+41	0	0	0	2	\$11,200	\$2,800.00
John Gentile	Cut	2	4	0	0	0	0	0	74	79	76.00	+22	0	0	0	0	\$1,350	\$675.00
Mathew Goggin	Cut	1	2	0	0	0	0	0	75	81	78.00	+16	0	0	0	0	\$2,500	\$2,500.00
Ernie George	Cut	3	6	0	0	0	0	0	75	81	78.67	+42	0	0	0	0	\$0	\$0.00
Gene George	Cut	1	2	0	0	0	0	0	76	76	76.00	+10	0	0	0	0	\$1,200	\$1,200.00
Henry Gerdal	Cut	1	2	0	0	0	0	0	79	81	80.00	+20	0	0	0	0	\$0	\$0.00
Alex Gerlak	Cut	1	2	0	0	0	0	0	81	86	83.50	+27	0	0	0	0	\$0	\$0.00
Chris Gers	Cut	2	4	0	0	0	0	0	72	79	76.00	+18	0	0	0	1	\$0	\$0.00
Vic Ghezzi	T-49th in 1965	10	23	3	0	0	0	0	69	84	75.83	+127	0	1	1	0	\$789	\$78.91
Robert Gibbons	Cut	1	2	0	0	0	0	0	77	78	77.50	+11	0	0	0	0	\$1,000	\$1,000.00
Andy Gibson	Cut	1	2	0	0	0	0	0	78	81	79.50	+19	0	0	0	0	\$0	\$0.00
Kelly Gibson	Cut	1	2	0	0	0	0	0	74	76	75.00	+10	0	0	0	0	\$1,300	\$1,300.00
Bill Giese	Cut	1	2	0	0	0	0	0	74	82	78.00	+16	0	0	0	0	\$0	\$0.00
Gibby Gilbert	T-5th in 1979	15	52	11	0	1	2	4	66	80	73.06	+133	0	7	10	3	\$36,320	\$2,421.32
Larry Gilbert	73rd in 1983	13	30	2	0	0	0	0	69	84	76.37	+165	0	1	1	2	\$9,733	\$748.69
Bob Gilder	T-4th in 1981	16	62	15	0	2	4	7	66	84	72.42	+88	0	13	17	8	\$147,632	\$9,227.02
David Gilford	T-44th in 1994	2	6	1	0	0	0	0	69	75	72.67	+14	0	1	1	0	\$6,400	\$3,200.00
Mike Gill	Cut	1	2	0	0	0	0	0	77	81	79.00	+14	0	0	0	0	\$2,000	\$2,000.00
Hunt Gilliland	Cut	1	2	0	0	0	0	0	82	83	82.50	+21	0	0	0	0	\$1,000	\$1,000.00
Tom Gillis	Cut	1	2	0	0	0	0	0	72	76	74.00	+8	0	0	0	0	\$2,500	\$2,500.00
Robbie Gilmore	Cut	2	4	0	0	0	0	0	77	81	79.00	+34	0	0	0	0	\$1,650	\$825.00
Mike Gilmore	Cut	2	4	0	0	0	0	0	74	78	76.00	+10	0	0	0	0	\$3,750	\$1,875.00
Roger Ginsberg	Cut	2	4	0	0	0	0	0	75	79	77.00	+24	0	0	0	0	\$1,350	\$675.00
Bill Glasston	T-13th in 1998	8	22	4	0	0	0	2	68	83	73.18	+51	0	4	5	2	\$80,331	\$10,041.33
David Glenz	T-73rd in 1985	6	16	2	0	0	0	0	72	84	76.88	+94	0	0	0	0	\$6,450	\$1,075.00
Lucas Glover	5th in 2009	9	26	4	0	1	1	1	66	80	73.46	+62	0	1	6	3	\$393,261	\$43,695.64
Randy Glover	Cut	5	9	0	0	0	0	0	73	79	76.56	+59	0	0	0	0	\$750	\$150.00
Russell Glover	Cut	1	2	0	0	0	0	0	73	81	77.00	+12	0	0	0	0	\$303	\$303.00
Bob Goalby	2nd in 1962	15	54	12	1	2	4	7	67	80	73.00	+132	0	6	12	3	\$23,422	\$1,561.48
John Godwin	Cut	2	4	0	0	0	0	0	73	79	75.75	+19	0	0	0	0	\$2,200	\$1,100.00
Bob Goetz	Cut	1	2	0	0	0	0	0	75	78	76.50	+9	0	0	0	0	\$0	\$0.00
Dick Goetz	Cut	4	8	0	0	0	0	0	73	87	79.25	+70	0	0	0	0	\$1,750	\$437.50
Rudy Goff	Cut	4	8	0	0	0	0	0	76	84	79.13	+67	0	0	0	0	\$0	\$0.00
Matt Gogel	T-17th in 2004	2	8	2	0	0	0	1	69	83	73.38	11	0	1	3	1	\$87,607	\$43,803.57
Mathew Goggin	Cut	2	4	0	0	0	0	0	69	81	76.25	+21	0	1	1	0	\$5,000	\$2,500
Ted Goin	Cut	2	4	0	0	0	0	0	80	87	83.00	+44	0	0	0	0	\$2,000	\$1,000.00
Fabian Gomez	Cut	2	4	0	0	0	0	0	73	79	76.25	+21	0	0	0	0	\$6,000	\$3,000.00
Retief Goosen	T-6th in 2005	15	49	10	0	0	1	4	66	79	72.43	+71	0	9	13	6	\$471,468	\$31,431
Ricardo Gonzalez	T-10th in 2002	3	8	1	0	0	1	1	71	83	74.63	25	0	0	2	0	\$114,714	\$38,238.09
Ray Goodell	Cut	3	7	1	0	0	0	0	74	82	77.71	+54	0	0	0	0	\$0	\$0.00
Retief Goosen	T-6th in 2005	13	44	9	0	0	1	4	66	79	72.30	+61	0	9	12	6	\$452,843	\$34,834
J.C. Goosie	T-27th in 1963	4	12	2	0	0	0	0	68	77	73.92	+43	0	1	1	0	\$877	\$219.33
Jason Gore	T-62nd in 2006	1	4	1	0	0	0	0	70	77	73.75	+7	0	0	1	0	\$13,425	\$13,425.00
David Gosiewski	Cut	1	2	0	0	0	0	0	77	88	82.50	+21	0	0	0	0	\$1,000	\$1,000.00
David Gossett	Cut	2	4	0	0	0	0	0	71	78	73.25	+9	0	0	0	1	\$4,000	\$2,000.00
Mike Gove	Cut	2	4	0	0	0	0	0	72	86	77.25	+25	0	0	0	0	\$2,200	\$1,100.00
Paul Goydos	T-29th in 1997	8	28	6	0	0	0	0	69	80	73.04	+57	0	1	5	4	\$109,488	\$13,686
Ray Graboski	Cut	1	2	0	0	0	0	0	77	87	82.00	+22	0	0	0	0	\$0	\$0.00
Branden Grace	3rd in 2015	7	22	4	1	2	2	2	64	79	70.41	-9	1	10	12	2	\$1,194,375	\$170,625.00
Wayne Grady	Winner in 1990	14	42	7	1	1	1	2	67	82	73.24	+84	0	5	13	8	\$269,841	\$19,274.35
Steve Gragg	Cut	1	2	0	0	0	0	0	79	82	80.50	+21	0	0	0	0	\$0	\$0.00
Bonny Graham	Cut	1	2	0	0	0	0	0	79	84	81.50	+23	0	0	0	0	\$0	\$0.00
David Graham	Win in 1979	22	70	13	1	2	4	6	65	81	72.96	+147	1	12	18	9	\$135,405	\$6,154.77
Lou Graham	T-6th in 1977	15	50	10	0	0	3	5	68	80	72.74	+113	0	4	9	7	\$28,236	\$1,882.42
Bob Grant	Cut	2	5	1	0	0	0	0	75	82	78.80	+44	0	0	0	0	\$0	\$0.00
Wally Grant	Cut	1	2	0	0	0	0	0	78	80	79.00	+18	0	0	0	0	\$0	\$0.00
Quinton Gray	Cut	1	2	0	0	0	0	0	75	82	78.50	+17	0	0	0	0	\$250	\$250.00
Thomas Gray	Cut	2	4	0	0	0	0	0	75	79	77.50	+28	0	0	0	0	\$2,200	\$1,100.00
Hubert Green	Win in 1985	24	77	14	2	2	2	5	66	83	73.05	+164	0	10	15	9	\$179,662	\$7,485.93
Ken Green	T-16th in 1991	7	16	2	0	0	0	1	68	82	73.81	+38	0	1	2	2	\$27,300	\$3,900.00
Nathan Green	T-23rd in 2007	3	12	3	0	0	0	1	67	76	72.83	+18	0	2	4	1	\$81,083	\$27,028

Player	Best Finish	Years	Rds	Cuts Made	Top 3	Top 5	Top 10	Top 25	Low	High	Avg.	To Par	65≤	60s	< Par	Par	\$	\$ per Event
Richard Green	T-37th in 2006	6	20	4	0	0	0	0	68	79	73.50	+54	0	2	2	3	\$90,000	\$15,000.00
Bert Greene	3rd in 1969	4	16	4	1	1	1	1	68	82	73.50	+44	0	3	3	2	\$13,399	\$3,349.85
Joe Greer	T-51st in 1960	2	6	1	0	0	0	0	72	79	75.17	+31	0	0	0	0	\$200	\$100.00
Greg Gregory	Cut in 2017	1	2	0	0	0	0	0	76	77	76.50	+11	0	0	0	0	\$3,000	\$3,000.00
Otto Greiner	Cut	2	5	1	0	0	0	0	72	79	76.20	+31	0	0	0	0	\$0	\$0.00
Cody Gribble	T-63rd in 2017	1	4	1	0	0	0	0	72	75	73.25	+9	0	0	0	0	\$20,800	\$20,800.00
George Griffin	64th in 1958	1	4	1	0	0	0	0	74	83	77.75	+31	0	0	0	0	\$100	\$100.00
Quinn Griffing	Cut in 2004	1	2	0	0	0	0	0	71	76	73.50	3	0	0	1	0	\$2,000	\$2,000.00
Ed Griffiths	T-58th in 1966	3	11	3	0	0	0	0	71	81	75.27	+54	0	0	0	0	\$640	\$213.33
Emiliano Grillo	T-13th in 2016	4	14	3	0	0	0	1	66	78	70.71	+0	0	6	7	2	\$259,100	\$64,775.00
Bob Groff	Cut	5	10	0	0	0	0	0	72	84	78.90	+77	0	0	0	0	\$5,700	\$1,140.00
Gary Groh	Cut	3	6	0	0	0	0	0	71	79	75.83	+33	0	0	0	1	\$1,750	\$583.33
Fred Gronauer	Cut	3	6	0	0	0	0	0	74	78	77.17	+43	0	0	0	0	\$0	\$0.00
Mathias Gronberg	Cut	3	6	0	0	0	0	0	74	78	75.17	+27	0	0	0	0	\$6,000.00	\$2,000.00
Paul Gross	Cut	1	2	0	0	0	0	0	77	82	79.50	+19	0	0	0	0	\$0	\$0.00
Steve Groves	Cut	1	2	0	0	0	0	0	76	83	79.50	+17	0	0	0	0	\$1,200	\$1,200.00
Bob Gry	Cut	1	2	0	0	0	0	0	79	80	79.50	+17	0	0	0	0	\$0	\$0.00
Bill Grygiel	Cut	4	8	0	0	0	0	0	78	90	82.38	+97	0	0	0	0	\$0	\$0.00
Rusty Guernsey	65th in 1977	1	4	1	0	0	0	0	72	80	76.75	+19	0	0	0	1	\$488	\$488.09
Jim Guinnup	Cut	2	5	1	0	0	0	0	73	80	77.20	+36	0	0	0	0	\$0	\$0.00
Scott Gump	T-23rd in 1998	3	10	2	0	0	0	1	68	82	73.80	+30	0	2	2	1	\$30,000	\$10,000.00
Mark Gurnow	Cut	2	4	0	0	0	0	0	74	78	76.25	+21	0	0	0	0	\$2,000	\$1,000.00
Jon Gustin	T-9th in 1964	6	19	4	0	0	1	1	66	80	74.47	+81	0	3	3	0	\$2,862	\$477.08
Luke Guthrie	T-47th in 2013	1	4	1	0	0	0	0	69	74	71.25	+5	0	1	1	0	\$18,875	\$18,875.00
John Guyton	Cut	1	2	0	0	0	0	0	80	81	80.50	+21	0	0	0	0	\$2,000	\$2,000.00
Ira Gwin	T-75th in 1963	1	4	1	0	0	0	0	73	81	76.25	+21	0	0	0	0	\$158	\$158.34
Ted Gwin	Cut	1	2	0	0	0	0	0	77	79	78.00	+14	0	0	0	0	\$0	\$0.00
Bernie Haas	80 in 1963	3	8	1	0	0	0	0	70	80	76.75	+50	0	0	1	0	\$150	\$50.00
Bill Haas	T-12th in 2011	9	32	7	0	0	0	2	68	75	71.19	+10	0	9	10	7	\$374,686	\$41,631.75
Jay Haas	T-3rd in 1999	28	102	23	1	3	6	9	64	83	72.15	+119	1	28	37	8	\$660,289	\$23,581.73
Jerry Haas	Cut	1	2	0	0	0	0	0	74	79	76.50	+9	0	0	0	0	\$2,250	\$2,250.00
Freddie Haas Jr	T-23rd in 1962	9	29	6	0	0	0	1	69	80	73.86	+98	0	2	5	3	\$2,871	\$318.97
Dave Haberle	Cut	1	2	0	0	0	0	0	73	76	74.50	+9	0	0	0	0	\$550	\$550.00
Hubby Habjan	T-53rd in 1963	2	8	2	0	0	0	0	71	83	75.38	+35	0	0	0	2	\$619	\$309.37
Chesson Hadley	T-61st in 2015	3	8	1	0	0	0	0	70	75	73.00	+14	0	0	2	0	\$26,300	\$8,766.67
Adam Hadwin	Cut	2	4	0	0	0	0	0	71	79	74.50	+16	0	0	0	0	\$6,100	\$3,050.00
Joakim Haeggman	Cut	2	4	0	0	0	0	0	72	78	75.00	16	0	0	0	0	\$3,200	\$1,600.00
Kermit Hager	Cut	1	2	0	0	0	0	0	72	81	76.50	+13	0	0	0	0	\$0	\$0.00
Bob Haggerty	Cut	1	2	0	0	0	0	0	77	85	81.00	+22	0	0	0	0	\$0	\$0.00
James Hahn	T-13th in 2017	4	12	2	0	0	0	1	67	75	71.58	+11	0	1	3	3	\$184,000	\$46,000.00
Wayne Haley	Cut	1	2	0	0	0	0	0	75	78	76.50	+13	0	0	0	0	\$0	\$0.00
Bill Hall	70th in 1978	1	4	1	0	0	0	0	72	78	75.75	+19	0	0	0	0	\$500	\$500.00
Gary Hallberg	T-6th in 1984	11	32	5	0	0	1	2	68	86	73.16	+67	0	4	6	7	\$54,187	\$4,926.06
Dan Halldorson	T-16th in 1982	5	12	1	0	0	0	1	69	78	73.58	+37	0	1	1	0	\$8,125	\$1,625.00
Jim Hallet	T-21st in 1987	4	14	3	0	0	0	1	68	78	72.57	+12	0	2	3	2	\$18,336	\$4,584.03
Bob Hamilton	T-59th in 1968	2	5	1	0	0	0	0	71	80	75.80	+29	0	0	0	0	\$369	\$184.50
Eddie Hamilton	Cut	1	2	0	0	0	0	0	78	82	80.00	+20	0	0	0	0	\$0	\$0.00
Todd Hamilton	T-29th in 2003	6	20	4	0	0	0	0	68	77	73.05	+49	0	1	1	4	\$94,708	\$15,784.72
Gene Hamm	Cut	1	2	0	0	0	0	0	82	84	83.00	+26	0	0	0	0	\$0	\$0.00
Laurie Hammer	T-57th in 1968	6	16	2	0	0	0	0	70	80	75.25	+70	0	0	0	1	\$3,695	\$615.83
Donnie Hammond	T-11th in 1986	9	34	8	0	0	0	2	68	80	72.79	+51	0	6	12	2	\$39,164	\$4,351.52
Bob Hamrich	Cut	1	2	0	0	0	0	0	78	84	81.00	+20	0	0	0	0	\$0	\$0.00
Seungsu Han	T-50th in 2018	1	4	1	0	0	0	0	66	74	69.50	-2	0	2	2	0	\$24,833	\$24,833.33
Phil Hancock	T-16th in 1978	6	14	1	0	0	0	1	70	83	75.64	+65	0	0	2	0	\$7,667	\$1,277.77
Kirk Hanefeld	Cut	2	4	0	0	0	0	0	76	78	76.75	+23	0	0	0	0	\$3,500	\$1,750.00
Arnold Haneke	Cut	1	2	0	0	0	0	0	82	89	85.50	+31	0	0	0	0	\$0	\$0.00
Anders Hansen	3rd in 2011	9	24	3	1	1	1	3	66	79	72.67	+40	0	4	9	3	\$731,933	\$81,325
Jaysen Hansen	Cut	2	4	0	0	0	0	0	70	84	76.25	+23	0	0	1	0	\$6,100	\$3,050.00
Soren Hansen	T-36th in 2009	5	14	2	0	0	0	0	69	79	74.64	+45	0	1	2	1	\$56,236	\$11,247
Peter Hanson	T-7th in 2012	8	30	7	0	0	1	2	68	78	72.27	+48	0	4	9	0	\$378,289	\$47,286.16
Chick Harbert	T-11th in 1962	11	34	7	0	0	0	1	68	82	74.44	+138	0	3	3	0	\$3,015	\$274.05
Gary Hardin	Cut	1	2	0	0	0	0	0	73	77	75.00	+8	0	0	0	0	\$1,000	\$1,000.00
Justin Harding	Cut in 2018	1	2	0	0	0	0	0	70	72	71.00	+2	0	0	0	1	\$3,100	\$3,100.00
Brian Harman	T-13th in 2017	4	14	3	0	0	0	1	68	78	71.43	+8	0	5	5	2	\$215,700	\$53,925.00
Claude Harmon	T-38th in 1959	4	14	3	0	0	0	0	72	78	74.21	+59	0	0	0	0	\$660	\$165.00
Craig Harmon	Cut	1	2	0	0	0	0	0	80	89	84.50	+29	0	0	0	0	\$500	\$500.00
Frank Harned	T-55th in 1960	4	10	1	0	0	0	0	72	83	76.80	+64	0	0	0	0	\$200	\$50.00
Paul Harney	T-7th in 1962	9	36	9	0	0	1	6	69	78	72.53	+75	0	3	3	4	\$10,852	\$1,205.79
Chandler Harper	Cut	4	9	0	0	0	0	0	73	80	76.33	+51	0	0	0	0	\$0	\$0.00
Lee Harper	Cut	1	2	0	0	0	0	0	72	77	74.50	+9	0	0	0	0	\$650	\$650.00
Michael Harrigan	Cut	1	2	0	0	0	0	0	78	85	81.50	+21	0	0	0	0	\$1,000	\$1,000.00
Padraig Harrington	Winner in 2008	20	60	10	1	1	2	5	65	79	72.32	+83	1	12	17	7	\$1,970,950	\$98,547.50
Arthur Harris	Cut	3	7	1	0	0	0	0	75	84	78.57	+60	0	0	0	0	\$0	\$0.00
Bob Harris	T-32nd in 1960	3	8	1	0	0	0	0	71	79	75.88	+47	0	0	0	0	\$247	\$82.38
Labron Harris Jr	T-63rd in 1971	6	16	2	0	0	0	0	72	80	75.38	+76	0	0	0	1	\$708	\$118.00
Bob Harrison	Cut	1	2	0	0	0	0	0	75	81	78.00	+16	0	0	0	0	\$0	\$0.00
Dutch Harrison	T-49th in 1963	1	4	1	0	0	0	0	73	75	73.75	+11	0	0	0	0	\$335	\$335.00
Buddy Harston	Cut	1	2	0	0	0	0	0	76	83	79.50	+15	0	0	0	0	\$2,000	\$2,000.00
Chuck Hart	Cut	3	6	0	0	0	0	0	78	85	79.83	+57	0	0	0	0	\$0	\$0.00
Dick Hart	T-17th in 1963	10	33	7	0	0	0	1	66	85	74.24	+120	0	2	2	2	\$4,109	\$410.91
Dudley Hart	T-6th in 1993	11	29	6	1	1	3	4	66	82	72.31	+51	0	6	6	4	\$269,678	\$24,516.14

Player	Best Finish	Years	Rds	Cuts Made	Top 3	Top 5	Top 10	Top 25	Low	High	Avg.	To Par	65≤	60s	< Par	Par	\$	\$ per Event
Jim Hart	Cut	1	2	0	0	0	0	0	75	80	77.50	+15	0	0	0	0	\$0	\$0.00
Charles Harter	Cut	3	7	1	0	0	0	0	75	81	77.57	+51	0	0	0	0	\$0	\$0.00
Rick Hartmann	Cut	1	2	0	0	0	0	0	73	79	76.00	+8	0	0	0	0	\$2,000	\$2,000.00
Sam Harvey	Cut	1	2	0	0	0	0	0	77	80	78.50	+17	0	0	0	0	\$0	\$0.00
Mike Harwood	Cut	2	4	0	0	0	0	0	73	85	78.00	+26	0	0	0	0	\$2,200	\$1,100.00
Morris Hatafsky	T-14th in 1990	10	34	7	0	0	0	1	68	81	73.82	+92	0	4	5	3	\$32,225	\$3,222.46
Terry Hatch	Cut	1	2	0	0	0	0	0	81	84	82.50	+25	0	0	0	0	\$2,000	\$2,000.00
Tyrrell Hatton	T-10th in 2016 & '18	4	14	3	0	0	2	3	64	77	69.71	-14	1	7	8	1	\$572,585	\$143,146.25
Paul Haviland	T-33rd in 1964	2	6	1	0	0	0	0	68	79	74.33	+26	0	1	1	0	\$662	\$331.25
Gregory Havret	Cut	1	2	0	0	0	0	0	74	75	74.50	+9	0	0	0	0	\$2,500	\$2,500.00
Fred Hawkins	T-10th in 1960	5	19	5	0	0	1	3	69	79	72.74	+52	0	3	3	1	\$3,795	\$759.00
Bob Hayes	Cut	1	2	0	0	0	0	0	74	81	77.50	+15	0	0	0	0	\$0	\$0.00
Furman Hayes	T-56th in 1964	3	10	2	0	0	0	0	71	80	75.10	+47	0	0	0	1	\$500	\$166.66
J.P. Hayes	T-19th in 2000	4	14	3	0	0	0	1	68	78	73.34	+23	0	4	4	0	\$75,850	\$18,962.50
Mark Hayes	T-15th in 1976	11	36	7	0	0	0	3	67	81	73.06	+92	0	5	5	2	\$17,396	\$1,581.40
Jimmy Haynes	WD	1	1	0	0	0	0	0	83	83	83.00	+13	0	0	0	0	\$0	\$0.00
Gary Head	Cut	2	4	0	0	0	0	0	74	81	78.25	+31	0	0	0	0	\$1,000	\$500.00
Don Headings	Cut	2	4	0	0	0	0	0	76	81	78.50	+34	0	0	0	0	\$0	\$0.00
Vance Heafner	T-11th in 1981	4	14	3	0	0	0	1	68	80	72.43	+28	0	2	2	3	\$10,662	\$2,665.53
Jerry Heard	T-7th in 1972	7	28	7	0	0	2	4	69	81	72.82	+63	0	2	4	6	\$16,402	\$2,343.18
David Hearn	T-47th in 2013	3	8	1	0	0	0	0	66	76	72.25	+12	0	1	2	0	\$24,875	\$8,291.67
Jay Hebert	Win in 1960	16	51	10	1	2	3	6	67	83	73.65	+162	0	5	5	5	\$20,847	\$1,302.95
Lionel Hebert	T-14th in 1967	21	58	8	0	0	0	3	69	80	74.47	+233	0	2	6	3	\$7,425	\$353.55
Scott Hebert	Cut	5	10	0	0	0	0	0	72	83	76.80	+58	0	0	0	1	\$13,000	\$2,600.00
Steve Heckel	Cut	1	2	0	0	0	0	0	76	79	77.50	+11	0	0	0	0	\$1,000	\$1,000.00
Peter Hedblom	Cut	1	2	0	0	0	0	0	76	80	78.00	+16	0	0	0	0	\$2,500	\$2,500.00
Mike Heinen	Cut	2	4	0	0	0	0	0	70	75	73.25	+11	0	0	1	0	\$2,400	\$1,200.00
Bill Heinlein	60th in 1961	2	7	2	0	0	0	0	69	81	76.29	+44	0	1	1	0	\$225	\$112.50
Bobby Heins	T-77 in 1983	3	8	1	0	0	0	0	73	78	75.63	+35	0	0	0	0	\$3,500	\$1,166.66
Ryan Helminen	Cut	3	6	0	0	0	0	0	71	76	72.50	+9	0	0	0	2	\$9,000	\$3,000.00
Russell Helwig	Cut	1	2	0	0	0	0	0	77	79	78.00	+16	0	0	0	0	\$650	\$650.00
Scott Hend	T-42nd in 2016	2	6	1	0	0	0	0	68	76	71.00	+4	0	2	2	1	\$33,143	\$16,571.42
John Hendricks	Cut	1	2	0	0	0	0	0	80	83	81.50	+19	0	0	0	0	\$1,000	\$1,000.00
Robert Hendricks	Cut	1	2	0	0	0	0	0	81	82	81.50	+23	0	0	0	0	\$0	\$0.00
Dick Hendrickson	T-35th in 1973	3	8	1	0	0	0	0	70	85	75.00	+36	0	0	0	1	\$1,704	\$568.14
Nolan Henke	T-6th in 1993	7	22	4	0	0	1	2	67	77	72.09	+16	0	4	8	1	\$73,812	\$10,544.64
Russell Henley	T-12th in 2015	6	20	4	0	0	0	2	65	77	70.90	+4	1	8	10	2	\$310,820	\$51,803.28
Harold Henning	T-44th in 1969	2	8	2	0	0	0	0	70	76	73.13	+21	0	0	1	0	\$1,048	\$523.75
Brian Henninger	T-46th in 2000	4	14	3	0	0	0	0	65	78	72.71	+28	1	2	4	1	\$22,638	\$5,659.38
Bunky Henry	T-11th in 1969	1	4	1	0	0	0	1	68	76	70.75	-1	0	2	3	0	\$3,544	\$3,543.75
J.J. Henry	T-40th in 2013	9	30	6	0	0	0	0	68	80	73.33	+60	0	2	5	2	\$127,580	\$14,175.56
Mark Hensby	T-59th in 2005	2	8	2	0	0	0	0	69	77	73.00	+16	0	2	2	1	\$25,493	\$12,746.42
Geoff Hensley	Cut	2	4	0	0	0	0	0	76	82	78.75	+31	0	0	0	0	\$1,303	\$651.50
Denny Hepler	T-70th in 1991	4	10	1	0	0	0	0	71	79	75.50	+43	0	0	1	0	\$5,825	\$1,456.25
Jim Herman	T-44th in 2017	2	6	1	0	0	0	0	69	77	72.67	+12	0	1	1	0	\$35,125	\$17,562.50
Tim Herron	T-13th in 1997	12	36	6	0	0	0	3	67	80	73.11	+80	0	6	7	3	\$291,700	\$24,308.33
Darrell Hickok	Cut	3	5	0	0	0	0	0	72	85	79.40	+41	0	0	0	1	\$0	\$0.00
John Hickson	Cut	1	2	0	0	0	0	0	76	84	80.00	+20	0	0	0	0	\$1,300	\$1,300.00
Satoshi Higashi	T-78 in 1996	1	4	1	0	0	0	0	72	80	74.25	+9	0	0	0	2	\$3,612	\$3,612.50
Doug Higgins	T-40th in 1963	1	4	1	0	0	0	0	70	75	73.25	+9	0	0	1	0	\$410	\$410.00
Jack Higgins	Cut	1	3	1	0	0	0	0	75	78	76.33	+19	0	0	0	0	\$0	\$0.00
Bob Hill	T-52nd in 1964	7	17	2	0	0	0	0	70	82	76.12	+96	0	0	0	1	\$319	\$45.53
Dave Hill	T-3rd in 1974	15	53	12	1	1	3	8	66	79	72.72	+106	0	11	14	0	\$36,938	\$2,462.53
Mike Hill	T-11th in 1974	9	32	7	0	0	0	5	68	80	72.84	+77	0	3	4	5	\$17,409	\$1,934.35
Ray Hill	Cut	2	4	0	0	0	0	0	79	84	81.00	+44	0	0	0	0	\$0	\$0.00
Jimmy Hines	Cut	1	2	0	0	0	0	0	74	79	76.50	+13	0	0	0	0	\$0	\$0.00
Lon Hinkle	T-3rd in 1980	10	40	10	1	1	2	2	68	89	73.40	+100	0	5	7	7	\$41,269	\$4,126.87
Larry Hinson	T-4th in 1970	7	28	7	0	1	1	3	68	77	72.04	+41	0	4	8	2	\$21,288	\$3,041.21
Tetsuji Hiratsuka	Cut	3	6	0	0	0	0	0	72	80	75.00	+22	0	0	0	0	\$7,000	\$2,333.33
Babe Hiskey	T-40th in 1971	4	14	3	0	0	0	0	69	78	73.86	+42	0	1	1	2	\$1,704	\$426.00
Doug Hixon	Cut	1	2	0	0	0	0	0	78	80	79.00	+16	0	0	0	0	\$1,200	\$1,200.00
Harvey Hixon	Cut	1	2	0	0	0	0	0	77	78	77.50	+15	0	0	0	0	\$0	\$0.00
Gabriel Hjertstedt	16th in 1999	2	6	1	0	0	0	1	70	78	73.50	+13	0	0	1	2	\$50,100	\$25,050.00
S.K. Ho	T-55th in 2004	3	8	1	0	0	0	0	72	79	74.75	+26	0	0	0	1	\$17,450	\$5,816.67
Scott Hoch	T-3rd in 1987	24	81	18	2	2	6	9	67	81	72.49	+108	0	15	24	10	\$491,736	\$20,489.00
Craig Hocknull	Cut in 2018	1	2	0	0	0	0	0	72	73	72.50	+5	0	0	0	0	\$3,100	\$3,100.00
Ben Hodson	Cut	1	2	0	0	0	0	0	76	84	80.00	+20	0	0	0	0	\$0	\$0.00
Jon Hoecker	Cut	1	2	0	0	0	0	0	79	81	80.00	+18	0	0	0	0	\$1,200	\$1,200.00
Michael Hoey	DQ in 2012	1	1	0	0	0	0	0	78	78	78.00	+6	0	0	0	0	\$000	\$000
Charley Hoffman	T-40th in 2013	10	24	2	0	0	0	0	67	81	73.67	+70	0	2	4	2	\$76,000	\$7,600.00
Morgan Hoffmann	T-75th in 2015	1	4	1	0	0	0	0	72	78	74.00	+8	0	0	0	2	\$17,450	\$17,450.00
Ben Hogan	T-9th in 1964	3	11	3	0	0	1	2	68	78	72.36	+22	0	1	2	1	\$4,725	\$1,575.00
Bob Hold	T-68th in 1970	3	9	2	0	0	0	0	71	82	77.33	+66	0	0	0	0	\$400	\$133.33
Tony Holguin	T-39th in 1960	5	13	2	0	0	0	0	71	82	75.00	+61	0	0	0	2	\$565	\$113.00
Mike Holland	T-29th in 1982	1	4	1	0	0	0	0	70	73	71.25	+5	0	0	0	1	\$3,100	\$3,100.00
J.B. Holmes	24th in 2010 & '15	10	30	6	0	0	0	2	66	81	71.93	+24	0	10	14	2	\$310,650	\$31,065.00
Bud Holscher	T-39th in 1960	5	14	2	0	0	0	0	68	78	75.00	+68	0	1	1	0	\$425	\$85.00
Barry Holt	Cut	1	2	0	0	0	0	0	78	83	80.50	+17	0	0	0	0	\$1,000	\$1,000.00
Mickey Homa	60th in 1959	2	6	1	0	0	0	0	71	78	75.00	+28	0	0	0	0	\$200	\$100.00
Herb Hooper	T-18th in 1971	1	4	1	0	0	0	1	71	74	72.25	+1	0	0	2	0	\$2,700	\$2,700.00
Gary Hopkins	T-67th in 1974	2	6	1	0	0	0	0	72	80	75.83	+35	0	0	0	0	\$321	\$160.71

Player	Best Finish	Years	Rds	Cuts Made	Top 3	Top 5	Top 10	Top 25	Low	High	Avg.	To Par	65≤	60s	< Par	Par	\$	\$ per Event
P.H. Horgan III	T-44th in 1998	1	4	1	0	0	0	0	71	74	72.00	+8	0	0	0	0	\$7,990	\$7,990.00
Scudday Horner	T-44th in 1959	2	6	1	0	0	0	0	71	81	74.83	+29	0	0	0	0	\$200	\$100.00
Billy Horschel	T-25th in 2015	6	22	5	0	0	0	1	68	78	71.09	+8	0	9	10	4	\$189,179	\$31,529.76
David Horsey	T-28th in 2010	2	6	1	0	0	0	0	69	77	72.50	+7	0	1	2	1	\$49,200	\$24,600.00
Jay Horton	Cut	1	2	0	0	0	0	0	76	78	77.00	+10	0	0	0	0	\$250	\$250.00
Roger Horton	Cut	1	2	0	0	0	0	0	80	82	81.00	+20	0	0	0	0	\$0	\$0.00
Beau Hossler	Cut in 2018	1	2	0	0	0	0	0	71	73	72.00	+4	0	0	0	0	\$3,100	\$3,100.00
Charles Houts	Cut	1	2	0	0	0	0	0	77	79	78.00	+14	0	0	0	0	\$0	\$0.00
David Howell	T-45th in 2004	5	14	2	0	0	0	0	70	82	73.71	+32	0	0	3	3	\$39,025	\$7,805.00
Charles Howell III	T-10th in 2003	17	58	12	0	0	1	4	66	80	72.10	+72	0	11	16	8	\$565,490	\$33,264.10
Dick Howell	Cut	1	2	0	0	0	0	0	77	84	80.50	+21	0	0	0	0	\$0	\$0.00
Ray Howell	Cut	1	2	0	0	0	0	0	71	80	75.50	+7	0	0	1	0	\$0	\$0.00
Ron Howell	T-28th in 1966	1	4	1	0	0	0	0	71	76	73.50	+14	0	0	0	0	\$900	\$900.00
Gary Howlett	Cut	1	2	0	0	0	0	0	76	79	77.50	+15	0	0	0	0	\$0	\$0.00
Robert Hoyt	72nd in 1985	7	18	2	0	0	0	0	71	80	75.72	+83	0	0	0	1	\$8,400	\$1,200.00
David Hronek	Cut	1	2	0	0	0	0	0	77	81	79.00	+16	0	0	0	0	\$3,000	\$3,000.00
Lu Hsi-Chuen	Cut	1	2	0	0	0	0	0	75	77	76.00	+12	0	0	0	0	\$550	\$550.00
Chuck Huckaby	Cut	1	2	0	0	0	0	0	77	78	77.50	+15	0	0	0	0	\$0	\$0.00
Bradley Hughes	Cut in 1999	1	2	0	0	0	0	0	74	80	77.00	+10	0	0	0	0	\$1,750	\$1,750.00
Mackenzie Hughes	Cut in 2017	1	2	0	0	0	0	0	72	78	75.00	+8	0	0	0	0	\$3,000	\$3,000.00
John Huh	T-68th in 2012	3	8	1	0	0	0	0	70	79	74.50	+26	0	0	1	1	\$20,650	\$6,883.33
Mike Hulbert	T-7th in 1986	11	34	6	0	0	1	2	67	84	72.74	+45	0	4	9	6	\$64,592	\$5,872.03
Cary Hungate	T-69th in 1990	2	6	1	0	0	0	0	72	79	76.33	26	0	0	0	1	\$4,225	\$2,112.50
Mac Hunter	T-33rd in 1961	6	21	5	0	0	0	0	70	81	74.48	+82	0	0	2	1	\$1,568	\$261.25
Billy Hurley III	T-22nd in 2016	1	4	1	0	0	0	1	65	72	69.00	-4	1	2	2	1	\$75,636	\$75,636.36
Denis Husse	Cut	1	2	0	0	0	0	0	81	83	82.00	+22	0	0	0	0	\$1,000	\$1,000.00
John Huston	T-7th in 1991	15	44	8	0	0	1	3	67	80	73.07	78	0	6	9	11	\$157,882	\$10,525.48
Ralph Hutchison	Cut	1	2	0	0	0	0	0	77	78	77.50	+15	0	0	0	0	\$0	\$0.00
David Hutsell	Cut	2	4	0	0	0	0	0	75	80	77.75	+27	0	0	0	0	\$5,000	\$2,500.00
Kohki Idoki	Cut in 2013	1	2	0	0	0	0	0	72	76	74.00	+8	0	0	0	0	\$2,500	\$2,500.00
Yuta Ikeda	T-33rd in 2016	5	16	3	0	0	0	0	67	79	71.25	+14	0	5	6	1	\$92,389	\$18,477.78
Mikko Ilonen	T-7th in 2014	3	10	2	0	0	1	1	67	73	70.60	-6	0	4	5	2	\$288,000	\$96,000.00
Sungjae Im	T-42nd in 2018	1	4	1	0	0	0	0	67	71	69.25	-3	0	2	2	0	\$33,281	\$33,281.25
Ryuji Imada	Cut	4	8	0	0	0	0	0	71	80	76.13	+45	0	0	0	0	\$10,000	\$2,500.00
Shugo Imahira	Cut in 2018	1	2	0	0	0	0	0	69	72	70.50	+1	0	1	1	0	\$3,100	\$3,100.00
Trevor Immelman	T-6th in 2007	9	32	7	0	0	1	3	66	77	71.91	+33	0	6	10	6	\$573,606	\$63,734
Stu Ingraham	T-31st in 1993	6	16	2	0	0	0	0	69	81	74.06	+37	0	2	3	2	\$16,170	\$2,695
John Inman	T-58th in 1988	2	8	2	0	0	0	0	69	76	72.75	+18	0	1	1	1	\$4,590	\$2,295.00
Walker Inman	T-43rd in 1966	6	14	1	0	0	0	0	71	82	77.36	+97	0	0	0	0	\$846	\$140.91
Joe Inman Jr	11th in 1977 & '78	9	30	6	0	0	0	5	67	80	72.63	+59	0	5	5	1	\$23,507	\$2,611.91
Hale Irwin	T-5th in 1975	26	100	24	0	1	3	10	65	78	72.11	123	1	19	28	11	\$177,662	\$6,833.14
Jack Isaacs	T-49th in 1958	3	8	1	0	0	0	0	74	79	75.88	+45	0	0	0	0	\$100	\$33.33
David Ishii	T-38th in 1988	2	6	1	0	0	0	0	69	82	74.83	+21	0	1	1	1	\$4,211	\$2,105.55
Ryo Ishikawa	T-29th in 2013	6	18	3	0	0	0	0	69	85	73.67	+44	0	2	3	2	\$88,125	\$14,687.50
Bill Israelson	Cut	1	2	0	0	0	0	0	72	76	74.00	+4	0	0	0	1	\$1,300	\$1,300.00
Don Iverson	T-6th in 1973	2	8	2	0	0	1	1	67	81	73.50	+24	0	1	2	0	\$7,762	\$3,880.83
Hiroshi Iwata	T-21st in 2015	1	4	1	0	0	0	1	63	77	70.25	-7	1	1	3	0	\$97,667	\$97,666.66
Toshi Izawa	T-18th in 2003	4	14	3	0	0	0	1	69	78	72.79	+19	0	1	2	2	\$106,993	\$26,748.22
Tony Jacklin	T-25th in 1969	4	14	3	0	0	0	1	70	79	73.36	+39	0	0	2	2	\$2,161	\$540.35
Jeff Jackson	Cut	1	2	0	0	0	0	0	73	79	76.00	+8	0	0	0	0	\$1,000	\$1,000.00
John Jackson	72nd in 1987	7	18	2	0	0	0	0	68	84	75.94	+91	0	1	1	1	\$6,500	\$928.57
John Jacobs	WD	1	1	0	0	0	0	0	87	87	87.00	+17	0	0	0	0	\$0.00	\$0.00
Tommy Jacobs	T-8th in 1963	12	36	7	0	0	1	3	68	81	74.33	+140	0	1	3	2	\$4,755	\$396.25
Peter Jacobsen	3rd in 1983 & '86	18	68	16	2	2	4	8	65	84	71.74	+54	1	11	21	12	\$202,928	\$11,273.74
Earl Jacobson	T-41st in 1968	1	4	1	0	0	0	0	72	74	73.25	+13	0	0	0	0	\$586	\$586.25
Freddie Jacobson	T-17th in 2004	10	32	6	0	0	0	2	69	77	72.53	+57	0	2	6	4	\$245,507	\$24,550.71
Barry Jaeckel	T-42nd in 1982 & '83	7	22	4	0	0	0	0	67	81	73.73	+70	0	3	3	0	\$7,128	\$1,018.33
Raphael Jacquelin	Cut	4	8	0	0	0	0	0	68	78	73.88	+23	0	1	1	1	\$9,500	\$2,375.00
Thongchai Jaidee	T-36th in 2009	11	28	3	0	0	0	0	69	80	74.21	+90	0	2	4	3	\$88,561	\$8,050.97
Faber Jamerson	Cut	1	2	0	0	0	0	0	77	78	77.50	+15	0	0	0	0	\$2,500	\$2,500.00
Mark James	31st in 1999	6	16	2	0	0	0	0	67	79	73.44	+33	0	1	2	1	\$29,862	\$4,977.08
Jim Jamieson	T-2nd in 1972	4	13	3	1	1	2	3	69	81	72.00	+14	0	1	2	7	\$29,952	\$7,488.12
Scott Jamieson	T-29th in 2013	1	4	1	0	0	0	0	69	72	70.50	+2	0	1	1	1	\$48,500	\$48,500.00
Carl Jans	Cut	1	2	0	0	0	0	0	84	87	85.50	+31	0	0	0	0	\$0	\$0.00
Lynn Janson	T-35th in 1979	7	16	1	0	0	0	0	71	80	74.94	+69	0	0	0	1	\$6,650	\$950.00
Don January	Win in 1967	21	75	17	3	4	7	12	66	82	72.09	+125	0	13	18	10	\$93,130	\$4,434.75
Lee Janzen	4th in 1997	13	44	9	0	1	2	6	65	77	71.64	+32	1	8	17	4	\$333,293	\$25,637.91
Cass Jawor	Cut	1	2	0	0	0	0	0	78	79	78.50	+17	0	0	0	0	\$0	\$0.00
Tom Jenkins	T-17th in 1974	6	22	5	0	0	0	1	69	80	73.64	+68	0	1	1	1	\$6,863	\$1,143.84
Marty Jertson	Cut	3	6	0	0	0	0	0	74	84	78.50	+47	0	0	0	0	\$8,100	\$2,700.00
Rick Jetter	Cut	3	6	0	0	0	0	0	78	87	82.00	+68	0	0	0	0	\$0	\$0.00
Vince Jewell	Cut	1	2	0	0	0	0	0	78	85	81.50	+23	0	0	0	0	\$2,500	\$2,500.00
David Jimenez	Cut	4	8	0	0	0	0	0	74	85	77.50	+58	0	0	0	0	\$1,150	\$287.50
Joe Jimenez	T-65th in 1970	6	14	1	0	0	0	0	73	81	77.36	+99	0	0	0	0	\$1,203	\$200.50
Miguel A. Jimenez	T-10th in 1999	17	56	11	0	0	1	3	65	78	72.39	+64	1	9	23	1	\$369,877	\$21,757.49
Brandt Jobe	T-16th in 1999	4	12	2	0	0	0	1	68	78	72.17	+14	0	4	5	1	\$73,850	\$18,462.50
Per-Ulrik Johansson	T-8th in 1996	5	18	4	0	0	1	2	66	78	71.56	+12	0	6	6	2	\$92,980	\$18,596.00
Chip Johnson	Cut	1	2	0	0	0	0	0	72	74	73.00	+6	0	0	0	0	\$2,000	\$2,000.00
Clayton Johnson	Cut	3	7	1	0	0	0	0	73	81	77.29	+47	0	0	0	0	\$0	\$0.00
Drue Johnson	Cut	3	6	0	0	0	0	0	74	84	77.83	+39	0	0	0	0	\$3,200	\$1,066.66
Dustin Johnson	T-5th in 2010	9	32	7	0	1	4	5	65	79	70.84	-9	1	11	16	2	\$1,180,842	\$131,204.63

Player	Best Finish	Years	Rds	Cuts	Made	Top 3	Top 5	Top 10	Top 25	Low	High	Avg.	To Par	65≤	60s	< Par	Par	\$	\$ per Event
Eugene Johnson	Cut	1	2	0		0	0	0	0	80	82	81.00	+20	0	0	0	0	\$0	\$0.00
George Johnson	T-54th in 1975	2	6	1		0	0	0	0	73	78	75.00	+30	0	0	0	0	\$429	\$214.28
Gordon Johnson	Cut	1	2	0		0	0	0	0	75	79	77.00	+12	0	0	0	0	\$1,200	\$1,200.00
Gunnard Johnson	Cut	1	2	0		0	0	0	0	76	82	79.00	+18	0	0	0	0	\$0	\$0.00
Howie Johnson	T-19th in 1969	5	18	4		0	0	0	1	68	78	73.33	+46	0	1	3	0	\$4,207	\$841.43
Jimmy Johnson	T-62nd in 1964	3	10	3		0	0	0	0	71	82	75.50	+55	0	0	0	0	\$220	\$73.33
Zach Johnson	T-3rd in 2010	15	52	11		1	1	3	5	66	79	71.54	+32	0	10	18	9	\$1,142,701	\$76,180.09
Zach J. Johnson	Cut in 2018	1	2	0		0	0	0	0	69	76	72.50	+5	0	1	1	0	\$3,100	\$3,100.00
Richard S. Johnson	Cut	3	6	0		0	0	0	0	73	79	75.33	+28	0	0	0	0	\$6,750	\$2,250.00
Andrew Johnston	T-60th in 2016	2	5	1		0	0	0	0	69	78	71.80	+8	0	1	1	1	\$20,000	\$10,000.00
Al Johnston	Cut	1	3	1		0	0	0	0	75	78	76.33	+19	0	0	0	0	\$0	\$0.00
Bill Johnston	T-8th in 1963	8	23	4		0	0	1	1	71	80	74.57	+95	0	0	0	2	\$2,515	\$314.37
Ralph Johnston	77 in 1972	1	4	1		0	0	0	0	74	89	78.25	+33	0	0	0	0	\$333	\$333.00
Tony Johnstone	Cut	3	6	0		0	0	0	0	70	80	74.83	+25	0	0	1	0	\$3,600	\$1,200.00
Brendan Jones	T-24th in 2009	5	12	1		0	0	0	1	70	79	74.92	+43	0	0	2	1	\$62,612	\$12,522
Brett Jones	Cut in 2015	1	2	0		0	0	0	0	75	78	76.50	+9	0	0	0	0	\$3,000	\$3,000.00
Gordon Jones	T-20th in 1965	3	10	2		0	0	0	1	71	81	75.10	+47	0	0	0	1	\$1,850	\$616.66
Gregg Jones	Cut	6	12	0		0	0	0	0	70	83	75.42	+53	0	0	2	0	\$6,400	\$1,066.66
Grier Jones	T-16th in 1978	10	34	7		0	0	0	2	70	80	73.44	+93	0	0	1	6	\$9,904	\$990.43
Jack Jones	Cut	1	2	0		0	0	0	0	80	84	82.00	+24	0	0	0	0	\$0	\$0.00
Jerry Jones	Cut	1	2	0		0	0	0	0	88	90	89.00	+36	0	0	0	0	\$303	\$303.00
John-Paul Jones	Cut	1	2	0		0	0	0	0	75	77	76.00	+10	0	0	0	0	\$0	\$0.00
Matt Jones	T-21st in 2015	5	18	4		0	0	0	1	65	77	71.33	+8	1	5	5	2	\$170,442	\$34,088.33
Steve Jones	T-9th in 1988	8	26	5		0	0	1	2	68	81	72.81	+33	0	4	8	3	\$79,415	\$9,926.88
Pete Jordan	T-76th in 1997	1	4	1		0	0	0	0	70	76	74.25	+17	0	0	0	1	\$3,675	\$3,675.00
Eddie Joseph	Cut	1	3	1		0	0	0	0	73	80	76.67	+20	0	0	0	0	\$0	\$0.00
Michael Joyce	T-73rd in 1973	1	4	1		0	0	0	0	73	79	75.75	+19	0	0	0	0	\$360	\$360.00
Tom Joyce	Cut	4	8	0		0	0	0	0	74	80	77.75	+58	0	0	0	0	\$3,000	\$750.00
Bill Kaiser	Cut	1	3	1		0	0	0	0	75	79	77.00	+21	0	0	0	0	\$0	\$0.00
Jim Kallam	Cut	1	2	0		0	0	0	0	76	79	77.50	+11	0	0	0	0	\$1,000	\$1,000.00
Mike Kallam	Cut	1	2	0		0	0	0	0	74	78	76.00	+8	0	0	0	0	\$1,000	\$1,000.00
Tony Kaloustian	Cut	1	2	0		0	0	0	0	74	79	76.50	+13	0	0	0	0	\$350	\$350.00
Brian Kamm	70th in 1995	1	4	1		0	0	0	0	66	78	72.25	+5	0	1	1	1	\$3,200	\$3,200.00
Jim Kane	T-66th in 1992	2	8	2		0	0	0	0	71	80	74.50	+24	0	0	2	0	\$15,300	\$7,650.00
Yoshinori Kaneko	T-71st in 1997	1	4	1		0	0	0	0	72	76	73.75	+15	0	0	0	0	\$3,875	\$3,875.00
Sung Kang	T-44th in 2017	1	4	1		0	0	0	0	70	76	72.00	+4	0	0	1	2	\$32,125	\$32,125.00
Richard Karbowski	Cut	2	4	0		0	0	0	0	74	78	75.50	+16	0	0	0	0	\$2,000	\$1,000.00
Richie Karl	T-55th in 1974	2	5	1		0	0	0	0	71	81	75.20	+26	0	0	0	0	\$321	\$160.71
Rikard Karlberg	Cut in 2016	1	2	0		0	0	0	0	72	72	72.00	+4	0	0	0	0	\$3,000	\$3,000.00
Robert Karlsson	T-4th in 2011	11	38	8		0	1	1	3	67	79	72.13	+49	0	6	12	3	\$624,325	\$56,756.82
Monty Kaser	Cut	1	2	0		0	0	0	0	76	78	77.00	+14	0	0	0	0	\$0	\$0.00
Shingo Katayama	T-4th in 2001	8	24	4		0	1	1	2	64	79	72.71	+45	1	5	6	1	\$315,286	\$39,411
Smylie Kaufman	Cut in 2016	1	2	0		0	0	0	0	70	73	71.50	+3	0	0	0	1	\$3,000	\$3,000.00
Ricky Kawagishi	Cut	1	2	0		0	0	0	0	74	75	74.50	+5	0	0	0	0	\$1,000	\$1,000.00
Bob Kay	T-44th in 1962	7	16	1		0	0	0	0	72	88	77.88	+124	0	0	0	0	\$663	\$94.71
Jonathan Kaye	T-51st in 2000	6	18	3		0	0	0	0	67	81	73.67	+50	0	3	4	0	\$39,264	\$6,544.05
Martin Kaymer	Winner in 2010	10	32	6		1	1	3	4	65	79	71.09	+5	1	11	17	2	\$2,143,878	\$214,387.77
Chuck Keating	Cut	1	2	0		0	0	0	0	72	82	77.00	+10	0	0	0	1	\$250	\$250.00
Dan Keefe	Cut	1	2	0		0	0	0	0	77	79	78.00	+16	0	0	0	0	\$0	\$0.00
Herman Keiser	Cut	1	2	0		0	0	0	0	73	81	77.00	+10	0	0	0	0	\$0	\$0.00
Robert Keith	Cut	1	2	0		0	0	0	0	75	75	75.00	+10	0	0	0	0	\$0	\$0.00
Bill Keller	Cut	1	3	1		0	0	0	0	74	79	76.33	+19	0	0	0	0	\$0	\$0.00
Bob Keller	T-29th in 1961	6	19	4		0	0	0	0	69	80	74.11	+74	0	1	1	1	\$1,388	\$231.26
Frank Keller	Cut	4	8	0		0	0	0	0	74	86	78.50	+60	0	0	0	0	\$0	\$0.00
Al Kelley	T-55th in 1971	1	4	1		0	0	0	0	73	75	74.00	+8	0	0	0	0	\$258	\$258.00
Tony Kelley	Cut in 2000	1	2	0		0	0	0	0	83	84	83.50	+23	0	0	0	0	\$2,000	\$2,000.00
Jerry Kelly	T-26th in 1999 & 2011	16	43	6		0	0	0	0	65	81	73.26	+100	2	8	12	2	\$228,829	\$14,301.82
Paul Kelly	T-28th in 1965	2	6	1		0	0	0	0	71	81	74.50	+23	0	0	0	2	\$915	\$457.50
Shawn Kelly	Cut	3	6	0		0	0	0	0	74	80	76.33	+30	0	0	0	0	\$5,050	\$1,683.33
Skip Kendall	T-10th in 1998	7	24	5		0	0	1	2	65	80	72.79	39	1	5	7	3	\$162,367	\$23,195.24
Bill Kennedy	Cut	1	2	0		0	0	0	0	79	80	79.50	+17	0	0	0	0	\$0	\$0.00
Les Kennedy	WD	1	2	0		0	0	0	0	73	78	75.50	+11	0	0	0	0	\$0	\$0.00
Roger Kennedy	Cut	3	6	0		0	0	0	0	75	88	80.33	+62	0	0	0	0	\$1,700	\$566.66
Ryan B. Kennedy	Cut in 2015	1	2	0		0	0	0	0	79	90	84.50	+25	0	0	0	0	\$3,000	\$3,000.00
Leonard Kennett	Cut	1	2	0		0	0	0	0	82	86	84.00	+28	0	0	0	0	\$0	\$0.00
Stephen Keppler	Cut	4	8	0		0	0	0	0	70	78	73.50	+22	0	0	0	2	\$6,450	\$1,612.50
Ben Kern	T-42nd in 2018	1	4	1		0	0	0	0	67	71	69.25	-3	0	2	2	1	\$33,281	\$33,281.25
Paul Kern	Cut	4	9	1		0	0	0	0	70	86	78.44	+76	0	0	0	1	\$0	\$0.00
Darrell Kestner	78th in 2005	11	24	1		0	0	0	0	70	83	75.88	+121	0	0	1	2	\$26,050	\$2,368
George Keyes	Cut	4	7	0		0	0	0	0	75	83	79.00	+59	0	0	0	0	\$0	\$0.00
Simon Khan	T-24th in 2010	2	6	1		0	0	0	1	69	77	72.67	+4	0	1	3	0	\$60,850	\$30,425
Jack Kiefer	T-60th in 1976	2	6	1		0	0	0	0	71	88	78.17	+45	0	0	0	0	\$1,450	\$725.00
Jim Kiely	Cut	1	2	0		0	0	0	0	72	75	73.50	+7	0	0	0	0	\$650	\$650.00
Anthony Kim	T-50th in 2007	5	16	3		0	0	0	0	70	77	73.38	+42	0	0	1	1	\$52,246	\$10,449.14
Hyung-Sung Kim	Cut	1	2	0		0	0	0	0	73	75	74.00	+6	0	0	0	0	\$3,000	\$3,000.00
K.T. Kim	T-48th in 2010	5	18	4		0	0	0	0	69	77	73.11	+36	0	1	3	2	\$71,805	\$14,360.95
Michael Kim	Cut in 2018	1	2	0		0	0	0	0	73	77	75.00	+10	0	0	0	0	\$3,100	\$3,100.00
Si Woo Kim	Cut	3	5	0		0	0	0	0	71	79	74.40	+21	0	0	0	0	\$6,100	\$2,033.33
Whee Kim	Cut in 2018	1	2	0		0	0	0	0	67	75	71.00	+2	0	1	1	0	\$3,100	\$3,100.00
Karl Kimball	Cut	2	4	0		0	0	0	0	75	80	76.75	+23	0	0	0	0	\$3,500	\$1,750.00
Bill King	Cut	1	2	0		0	0	0	0	74	83	78.50	+13	0	0	0	0	\$1,000	\$1,000.00

Player	Best Finish	Years	Rds	Cuts	Made	Top 3	Top 5	Top 10	Top 25	Low	High	Avg.	To Par	65≤	60s	< Par	Par	\$	\$ per Event
Claude King	Cut	3	5	0		0	0	0	0	74	83	78.40	+42	0	0	0	0	\$0	\$0.00
Jim King	87th in 1983	4	10	1		0	0	0	0	73	84	77.60	+66	0	0	0	0	\$3,453	\$863.25
James Kingston	T-55th in 2008	1	4	1		0	0	0	0	72	76	74.00	+16	0	0	0	0	\$15,750	\$15,750.00
John Kinsey	Cut	1	2	0		0	0	0	0	81	84	82.50	+25	0	0	0	0	\$0	\$0.00
Frank Kiraly	Cut	2	5	1		0	0	0	0	74	83	78.00	+38	0	0	0	0	\$0	\$0.00
John Kirchner	Cut	1	2	0		0	0	0	0	83	87	85.00	+28	0	0	0	0	\$1,000	\$1,000.00
Chris Kirk	T-31st in 2018	6	18	3		0	0	0	0	68	80	71.61	+25	0	7	7	1	\$128,800	\$21,466.67
Joe Kirkwood	Cut	2	5	1		0	0	0	0	73	79	75.00	+25	0	0	0	0	\$0	\$0.00
Kevin Kisner	T-7th in 2017	4	14	3		0	0	1	3	64	75	69.57	-14	2	7	7	2	\$629,247	\$157,311.79
Tom Kite	T-3rd in 1988	28	102	23		1	3	6	12	66	79	71.92	+102	0	17	25	18	\$361,825	\$12,922.30
Patton Kizzire	T-49th in 2016	2	6	1		0	0	0	0	68	72	70.00	+0	0	3	3	0	\$28,100	\$14,050.00
Soren Kjeldsen	T-6th in 2009	6	16	2		0	0	1	1	65	78	72.50	+22	1	2	4	2	\$289,414	\$48,235.65
Joseph Klinck	Cut	1	2	0		0	0	0	0	77	79	78.00	+12	0	0	0	0	\$2,000	\$2,000.00
Bob Klein	Cut	2	4	0		0	0	0	0	77	82	79.50	+32	0	0	0	0	\$2,000	\$1,000.00
Chuck Klein	T-49th in 1958	2	7	2		0	0	0	0	69	81	74.86	+34	0	1	1	0	\$100	\$50.00
Don Klein	Cut	3	6	0		0	0	0	0	76	83	79.67	+52	0	0	0	0	\$0	\$0.00
Harold Kneece	Cut	1	2	0		0	0	0	0	76	82	79.00	+18	0	0	0	0	\$0	\$0.00
Darrel Knically	Cut	1	2	0		0	0	0	0	77	82	79.50	+19	0	0	0	0	\$0	\$0.00
Dick Knight	T-46th in 1960	1	4	1		0	0	0	0	73	76	74.50	+18	0	0	0	0	\$200	\$200.00
Dwaine Knight	Cut	1	2	0		0	0	0	0	73	79	76.00	+10	0	0	0	0	\$0	\$0.00
Colt Knost	T-70th in 2016	1	4	1		0	0	0	0	68	73	70.75	+3	0	2	2	0	\$17,900	\$17,900.00
Kenny Knox	4th in 1991	6	16	2		0	1	2	2	67	80	73.50	+32	0	4	6	0	\$100,700	\$16,783.33
Russell Knox	T-22nd in 2016	5	14	2		0	0	0	1	67	77	71.07	+7	0	5	7	2	\$133,065	\$26,612.99
George Knudson	T-20th in 1965	9	32	7		0	0	0	2	67	79	73.66	+101	0	3	4	2	\$5,132	\$570.27
Ed Knych	Cut	3	6	0		0	0	0	0	73	82	79.00	+50	0	0	0	0	\$0	\$0.00
Satoshi Kodaira	T-48th in 2017	2	8	2		0	0	0	0	67	76	71.13	+5	0	3	3	1	\$47,217	\$23,608.33
Brooks Koepka	Winner in 2018	6	24	6		1	3	3	5	63	77	69.17	-36	1	14	14	3	\$3,055,339	\$509,223.15
Gary Koch	T-10th in 1979	11	36	7		0	0	1	1	65	83	73.86	+103	1	3	5	3	\$21,383	\$1,943.89
Arnold Koehler	Cut	3	6	0		0	0	0	0	76	86	77.67	+44	0	0	0	0	\$0	\$0.00
Johan Kok	Cut	4	8	0		0	0	0	0	67	78	74.75	+32	0	1	1	0	\$12,100	\$3,025.00
Jason Kokrak	T-19th in 2018	5	16	3		0	0	0	1	67	78	71.00	+10	0	5	7	1	\$190,625	\$38,125.00
Mikko Korhonen	Cut in 2018	1	2	0		0	0	0	0	68	75	71.50	+3	0	1	1	0	\$3,100	\$3,100.00
Joe Kotlarczyk	Cut	2	5	1		0	0	0	0	70	78	75.60	+28	0	0	0	1	\$0	\$0.00
Bill Kozak	Cut	1	2	0		0	0	0	0	79	80	79.50	+15	0	0	0	0	\$0	\$0.00
Greg Kraft	T-23rd in 1998	7	22	4		0	0	0	1	65	79	73.41	+53	1	2	4	1	\$51,512	\$7,358.93
Kelly Kraft	T-58th in 2017	2	6	1		0	0	0	0	71	74	72.67	+12	0	0	0	1	\$24,900	\$12,450.00
Mike Krak	T-34th in 1963	7	24	6		0	0	0	0	69	81	74.96	+109	0	1	1	1	\$1,105	\$157.85
Bill Kratzert	T-12th in 1978	8	24	4		0	0	0	2	67	78	73.75	+74	0	1	5	1	\$11,375	\$1,421.89
Cliff Kresge	Cut	1	2	0		0	0	0	0	72	83	77.50	+15	0	0	0	0	\$2,500	\$2,500.00
Ken Krieger	Cut	1	2	0		0	0	0	0	71	74	72.50	+3	0	0	0	1	\$1,200	\$1,200.00
Ed Kroll	T-23rd in 1964	6	18	3		0	0	0	1	68	83	75.39	+87	0	1	2	0	\$1,471	\$245.23
Ted Kroll	4th in 1961	8	32	8		0	1	1	5	68	81	72.84	+83	0	2	3	3	\$7,651	\$956.37
Jerome Krueger	Cut	1	2	0		0	0	0	0	74	83	78.50	+17	0	0	0	0	\$0	\$0.00
Bob Kruse	Cut	1	2	0		0	0	0	0	79	83	81.00	+22	0	0	0	0	\$0	\$0.00
Aaron Krueger	Cut	1	2	0		0	0	0	0	77	84	80.50	+19	0	0	0	0	\$3,000	\$3,000.00
Don Kubiak	Cut	2	4	0		0	0	0	0	73	82	78.75	+31	0	0	0	0	\$0	\$0.00
Matt Kuchar	T-7th in 2015	10	30	5		0	0	3	5	66	82	71.43	+11	0	9	10	6	\$888,114	\$88,811.43
Wally Kuchar	Cut	1	2	0		0	0	0	0	77	81	79.00	+14	0	0	0	0	\$1,000	\$1,000.00
Hank Kuehne	Cut	1	2	0		0	0	0	0	70	81	75.50	+11	0	0	0	1	\$2,000	\$2,000.00
Edward Kuna	T-71st in 1963	4	10	1		0	0	0	0	71	87	78.00	+74	0	0	0	1	\$175	\$43.75
Massy Kuramoto	T-42nd in 1982	3	8	1		0	0	0	0	70	77	72.50	+16	0	0	0	3	\$3,843	\$1,280.95
Ed Kynch	Cut	1	2	0		0	0	0	0	76	83	79.50	+19	0	0	0	0	\$0	\$0.00
Rob Labritz	T-68th in 2010	5	12	1		0	0	0	0	71	78	74.75	+45	0	0	1	0	\$23,650	\$4,730.00
Maarten Lafeber	Cut	1	2	0		0	0	0	0	71	77	74.00	+8	0	0	0	0	\$2,000	\$2,000.00
Anirban Lahiri	T-5th in 2015	5	14	2		0	1	1	1	67	78	72.00	+14	0	2	4	1	\$395,700	\$79,140.00
Martin Laird	T-42nd in 2012	6	16	2		0	0	0	0	68	79	73.00	+26	0	1	4	1	\$53,721	\$8,953.57
Terry Lally	Cut	1	2	0		0	0	0	0	84	86	85.00	+26	0	0	0	0	\$0	\$0.00
Jerry Lambo	WD	1	1	0		0	0	0	0	82	82	82.00	+12	0	0	0	0	\$0	\$0.00
Derek Lamely	Cut in 2010	1	2	0		0	0	0	0	72	77	74.50	+5	0	0	0	1	\$2,500	\$2,500.00
Neal Lancaster	T-34th in 2002	5	18	4		0	0	0	0	70	81	73.72	+47	0	0	1	3	\$39,854	\$7,970.83
Todd Lancaster	Cut	1	2	0		0	0	0	0	75	81	78.00	+12	0	0	0	0	\$2,500	\$2,500.00
Ralph Landrum	Cut	3	6	0		0	0	0	0	74	82	77.50	+37	0	0	0	0	\$3,000	\$1,000.00
Andrew Landry	T-50th in 2018	1	4	1		0	0	0	0	65	73	69.50	-2	1	2	2	0	\$24,833	\$24,833.33
Barry Lane	T-25th in 1994	3	12	3		0	0	0	1	67	77	71.83	+14	0	4	4	1	\$18,912	\$6,304.16
Bernhard Langer	T-21st in 1987	20	66	13		0	0	0	4	67	78	73.05	+119	0	7	14	4	\$171,071	\$8,553.58
Eddie Langert	Cut	2	4	0		0	0	0	0	72	82	76.25	+21	0	0	0	0	\$0	\$0.00
John Langford	Cut	2	5	1		0	0	0	0	73	81	76.00	+30	0	0	0	0	\$0	\$0.00
Franklin Langham	7th in 2000	2	6	1		0	0	1	1	65	76	70.50	-5	1	2	3	2	\$159,000	\$79,500.00
Jeffrey Lankford	Cut	7	14	0		0	0	0	0	71	83	76.93	85	0	0	1	0	\$12,550	\$1,792.86
George Lanning	Cut	1	2	0		0	0	0	0	73	80	76.50	+9	0	0	0	0	\$250	\$250.00
Joe Lanza	Cut	1	2	0		0	0	0	0	82	83	82.50	+23	0	0	0	0	\$303	\$303.00
Larry Laoretti	T-49th in 1966	1	4	1		0	0	0	0	72	77	74.50	+18	0	0	0	0	\$436	\$436.11
Tony Laporte	NC in 1977	1	1	0		0	0	0	0	87	87	87.00	+15	0	0	0	0	\$250	\$250.00
Brad Lardon	Cut	3	6	0		0	0	0	0	70	83	76.50	+39	0	0	0	1	\$8,000	\$2,666.67
Pablo Larrazabal	T-45th in 2011	7	16	1		0	0	0	0	66	80	75.00	+68	0	2	2	2	\$38,000	\$5,428.57
Bob Lavacek	Cut	2	4	0		0	0	0	0	78	81	79.75	+37	0	0	0	0	\$0	\$0.00
Duff Lawrence	Cut	1	2	0		0	0	0	0	79	81	80.00	+18	0	0	0	0	\$0	\$0.00
Mike Lawrence	Cut	3	6	0		0	0	0	0	75	83	79.17	+47	0	0	0	0	\$3,200	\$1,066.66
Paul Lawrie	T-34th in 1999	6	18	3		0	0	0	0	69	75	73.00	+26	0	1	3	2	\$49,829	\$8,304.76
Scott Laycock	Cut	1	2	0		0	0	0	0	76	80	78.00	+12	0	0	0	0	\$2,000	\$2,000.00
Stephen Leaney	68th in 1998	6	14	1		0	0	0	0	70	79	74.43	+54	0	0	0	1	\$15,900	\$2,650.00

Player	Best Finish	Years	Rds	Cuts	Made	Top 3	Top 5	Top 10	Top 25	Low	High	Avg.	To Par	65≤	60s	< Par	Par	\$	\$ per Event
Bob Leaver	Cut	3	6	0		0	0	0	0	74	85	79.50	+51	0	0	0	0	\$2,303	\$767.66
Huston Leclair	T-56th in 1964	2	8	2		0	0	0	0	72	79	74.75	+34	0	0	0	0	\$570	\$285.00
Danny Lee	T-43rd in 2015	3	10	2		0	0	0	0	68	78	72.00	+10	0	3	3	3	\$55,250	\$18,416.67
David Lee	Cut	1	2	0		0	0	0	0	79	79	79.00	+16	0	0	0	0	\$0	\$0.00
Emory Lee	Cut	1	2	0		0	0	0	0	80	82	81.00	+22	0	0	0	0	\$0	\$0.00
John Lee	Cut	2	4	0		0	0	0	0	74	81	76.50	+26	0	0	0	0	\$2,500	\$1,250.00
Soomin Lee	Cut in 2016	1	2	0		0	0	0	0	70	77	73.50	+7	0	0	0	1	\$3,000	\$3,000.00
Ian Leggatt	Cut	1	2	0		0	0	0	0	74	75	74.50	+5	0	0	0	0	\$2,000	\$2,000.00
Tom Lehman	T-10th in 1997	17	53	10		0	0	1	2	68	82	72.91	+104	0	3	11	5	\$252,009	\$14,824
Bruce Lehnhard	Cut	3	6	0		0	0	0	0	74	84	79.67	+48	0	0	0	0	\$3,200	\$1,066.66
Ricardo Leibovich	Cut	1	2	0		0	0	0	0	78	78	78.00	+16	0	0	0	0	\$2,500	\$2,500.00
Charles Leider	Cut	1	2	0		0	0	0	0	75	80	77.50	+15	0	0	0	0	\$0	\$0.00
Alex Leiper	Cut	1	2	0		0	0	0	0	75	79	77.00	+14	0	0	0	0	\$0	\$0.00
Gordon Leishman	Cut	4	8	0		0	0	0	0	75	82	78.88	+67	0	0	0	0	\$0	\$0.00
Marc Leishman	T-12th in 2013	8	30	7		0	0	0	2	67	79	71.10	+5	0	7	9	10	\$429,232	\$53,654.02
Tony Lema	T-9th in 1964	5	18	4		0	0	1	2	68	80	72.94	+45	0	2	3	2	\$4,925	\$985.00
Bob Lenzion	Cut	6	11	0		0	0	0	0	74	84	77.45	+67	0	0	0	0	\$6,200	\$1,033.33
Justin Leonard	2nd in 1997 & 2004	16	52	10		2	4	6	6	65	80	71.62	+24	1	14	22	5	\$1,408,025	\$88,002
Charles Lepre	Cut	6	14	2		0	0	0	0	73	81	76.79	+91	0	0	0	0	\$0	\$0.00
Gene Lesch	Cut	2	4	0		0	0	0	0	76	80	78.25	+31	0	0	0	0	\$0	\$0.00
Vince Leskosky	Cut	1	2	0		0	0	0	0	75	82	78.50	+17	0	0	0	0	\$0	\$0.00
Perry Leslie	Cut	1	2	0		0	0	0	0	79	81	80.00	+20	0	0	0	0	\$500	\$500.00
Les Lesser	Cut	1	2	0		0	0	0	0	77	86	81.50	+23	0	0	0	0	\$0	\$0.00
Ron Letellier	T-58th in 1972	2	8	2		0	0	0	0	70	79	74.63	+37	0	0	0	1	\$762	\$380.78
Gavin Lenson	Cut	1	2	0		0	0	0	0	71	78	74.50	+5	0	0	1	0	\$1,000	\$1,000.00
Gerald Levergne	Cut	1	2	0		0	0	0	0	83	87	85.00	+30	0	0	0	0	\$0	\$0.00
Thomas Levet	T-51st in 2009	4	12	2		0	0	0	0	68	82	74.83	+38	0	1	2	3	\$30,460	\$7,615
Wayne Levi	T-16th in 1991	10	30	5		0	0	0	2	66	82	73.17	+65	0	4	6	4	\$39,920	\$3,992.01
Spencer Levin	T-26th in 2011	2	6	1		0	0	0	0	68	78	72.83	+13	0	1	1	1	\$53,562	\$26,781
Alexander Levy	T-30th in 2014	4	10	1		0	0	0	0	67	77	72.40	+14	0	3	3	2	\$71,100	\$17,775.00
J.L. Lewis	T-21st in 1999	7	22	4		0	0	0	2	69	77	72.95	+43	0	1	3	3	\$128,685	\$18,383.59
Jack Lewis	Cut	4	8	0		0	0	0	0	73	80	76.50	+46	0	0	0	0	\$3,050	\$762.50
Hao Tong Li	Cut	2	3	0		0	0	0	0	71	75	73.00	+7	0	0	0	0	\$3,000	\$1,500.00
Wen-Chong Liang	T-8th in 2010	3	8	1		0	0	1	1	64	77	72.13	+9	1	1	2	1	\$215,000	\$71,666
Babe Lichardus	T-17th in 1959	12	34	5		0	0	0	1	71	83	75.47	+168	0	0	1	0	\$3,601	\$300.09
Frank Lickliter II	T-4th in 1998	7	21	5		1	2	2	2	68	80	72.38	+40	0	5	5	1	\$184,929	\$26,418.50
Bruce Lietzke	2nd in 1991	19	72	17		1	3	4	9	67	80	72.08	+76	0	11	23	10	\$258,227	\$13,590.90
Tom Liljeholm	Cut	2	4	0		0	0	0	0	76	83	77.75	+31	0	0	0	0	\$0	\$0.00
Dean Lind	Cut	1	2	0		0	0	0	0	76	79	77.50	+15	0	0	0	0	\$0	\$0.00
Ken Lindsay	Cut	1	2	0		0	0	0	0	74	78	76.00	+12	0	0	0	0	\$0	\$0.00
Pat Lindsey	T-74th in 1983	2	6	1		0	0	0	0	71	80	74.83	+21	0	0	0	2	\$2,500	\$1,250.00
David Lingmerth	T-12th in 2015	4	14	3		0	0	0	2	66	77	70.86	Even	0	5	6	2	\$284,336	\$71,084.09
Merle Lint	Cut	1	2	0		0	0	0	0	77	82	79.50	+19	0	0	0	0	\$0	\$0.00
Eric Lippert	Cut	1	2	0		0	0	0	0	78	84	81.00	+18	0	0	0	0	\$2,500	\$2,500
Vic Lipscomb	Cut	2	4	0		0	0	0	0	73	78	75.00	+18	0	0	0	0	\$1,550	\$775.00
Luke List	Cut	2	4	0		0	0	0	0	70	75	72.50	+8	0	0	0	1	\$6,100	\$3,050.00
John Lister	T-43rd in 1976	3	10	2		0	0	0	0	70	80	74.70	+37	0	0	1	0	\$1,516	\$505.36
Gene Littler	2nd in 1977	24	86	19		2	4	7	11	66	82	72.42	+166	0	14	19	8	\$73,719	\$3,071.61
John Lively	T-37th in 1968	3	8	1		0	0	0	0	72	81	75.13	+41	0	0	0	0	\$686	\$228.75
Ed Lockie	Cut	1	2	0		0	0	0	0	77	83	80.00	+20	0	0	0	0	\$0	\$0.00
Gary Lockie	Cut	1	2	0		0	0	0	0	76	82	79.00	+16	0	0	0	0	\$0	\$0.00
Bill Loeffler	Cut	1	2	0		0	0	0	0	78	81	79.50	+19	0	0	0	0	\$2,000	\$2,000.00
Rodney Loesch	Cut	1	2	0		0	0	0	0	75	75	75.00	+10	0	0	0	0	\$650	\$650.00
Jim Logue	T-77th in 1983	5	12	1		0	0	0	0	70	79	75.75	+65	0	0	0	1	\$3,050	\$610.00
Bob Lohr	T-41st in 1989	11	24	1		0	0	0	0	69	89	75.00	+86	0	3	4	1	\$15,160	\$1,378.18
Peter Lonard	T-17th in 2002	8	22	3		0	0	0	1	69	81	74.00	+72	0	2	3	1	\$131,800	\$16,475.00
David Long	Cut	1	2	0		0	0	0	0	80	82	81.00	+22	0	0	0	0	\$2,500	\$2,500.00
John Long	Cut	1	2	0		0	0	0	0	77	80	78.50	+17	0	0	0	0	\$0	\$0.00
Travis Long	Cut	1	2	0		0	0	0	0	71	76	73.50	+7	0	0	0	0	\$2,000	\$2,000.00
Tony Longo	Cut	1	2	0		0	0	0	0	73	81	77.00	+14	0	0	0	0	\$0	\$0.00
Francisco Lopez	Cut	2	4	0		0	0	0	0	74	83	79.25	+37	0	0	0	0	\$0	\$0.00
Joe Lopez Jr	Cut	2	4	0		0	0	0	0	76	79	77.75	+29	0	0	0	0	\$0	\$0.00
Michael Lorenzo-Vera	T-65th in 2018	1	4	1		0	0	0	0	65	73	70.25	+1	1	1	1	1	\$20,100	\$20,100.00
Lyn Lott	T-25th in 1977	3	12	3		0	0	0	1	67	80	73.33	+32	0	1	1	2	\$3,349	\$1,116.27
Dick Lotz	T-8th in 1970	3	12	3		0	0	1	1	67	77	72.75	+21	0	2	3	1	\$6,197	\$2,065.75
Hardy Loudermilk	Cut	3	6	0		0	0	0	0	78	81	79.17	+55	0	0	0	0	\$0	\$0.00
Gary Loustalot	Cut	1	2	0		0	0	0	0	80	82	81.00	+22	0	0	0	0	\$0	\$0.00
Van-Oran Love	Cut	1	2	0		0	0	0	0	78	79	78.50	+17	0	0	0	0	\$0	\$0.00
Davis Love III	Winner in 1997	31	94	16		1	2	4	5	65	83	72.33	+113	1	20	26	16	\$1,140,658	\$36,795.41
Davis Love Jr.	T-55th in 1967	5	14	2		0	0	0	0	69	82	75.79	+67	0	1	1	1	\$630	\$126.07
Jamie Lovemark	T-33rd in 2017	3	8	1		0	0	0	0	70	76	72.50	+16	0	0	1	1	\$53,100	\$17,700.00
Mitch Lowe	Cut	4	8	0		0	0	0	0	71	84	77.50	+48	0	0	1	0	\$10,500	\$2,625.00
Shane Lowry	T-12th in 2018	7	22	4		0	0	0	1	64	79	71.50	+17	1	7	8	2	\$263,822	\$37,688.88
Steve Lowery	3rd in 2001	12	38	7		1	1	3	3	66	80	72.24	+49	0	11	14	2	\$461,119	\$46,759.88
Dino Lucchesi	Cut	1	2	0		0	0	0	0	78	79	78.50	+17	0	0	0	0	\$2,000	\$2,000.00
Jim Lucius	T-71st in 1963	4	10	1		0	0	0	0	74	82	77.20	+68	0	0	0	0	\$825	\$206.25
Joost Luiten	T-21st in 2012	6	18	3		0	0	0	1	65	80	71.50	+9	1	6	6	4	\$204,456	\$34,075.92
Ben Lula	Cut	1	2	0		0	0	0	0	77	77	77.00	+12	0	0	0	0	\$0	\$0.00
Jack Lumpkin	Cut	1	3	1		0	0	0	0	74	75	74.33	+13	0	0	0	0	\$0	\$0.00
Jay Lumpkin	Cut	1	2	0		0	0	0	0	74	82	78.00	+14	0	0	0	0	\$1,000	\$1,000.00
Dick Lundahl	T-39th in 1960	3	9	2		0	0	0	0	73	80	75.56	+48	0	0	0	0	\$200	\$66.66

Player	Best Finish	Years	Rds	Cuts	Made	Top 3	Top 5	Top 10	Top 25	Low	High	Avg.	To Par	65≤	60s	< Par	Par	\$	\$ per Event
Bill Lunde	T-39th in 2011	2	6	1		0	0	0	0	69	76	72.33	+10	0	1	1	0	\$32,750	\$16,375.00
Bob Lunn	T-9th in 1971	5	18	4		0	0	1	2	69	81	72.72	+37	0	2	4	3	\$8,131	\$1,626.25
Mark Lye	T-36th in 1986	8	27	6		0	0	0	0	67	86	73.41	+70	0	2	4	4	\$12,408	\$1,550.93
Sandy Lyle	T-16th in 1991	6	20	4		0	0	0	1	67	78	72.50	+32	0	4	6	3	\$31,072	\$5,178.75
Steve Lyles	Cut	1	2	0		0	0	0	0	78	84	81.00	+22	0	0	0	0	\$0	\$0.00
David Lynn	2nd in 2012	2	8	2		1	1	1	2	68	74	70.38	-5	0	4	4	0	\$940,000	\$470,000.00
Denny Lyons	T-12th in 1973	7	18	2		0	0	0	1	67	83	74.78	+80	0	2	3	0	\$5,812	\$830.28
Toby Lyons	T-53rd in 1958	2	6	1		0	0	0	0	73	80	75.83	+35	0	0	0	0	\$100	\$50.00
Warren MacCarty	Cut	1	2	0		0	0	0	0	79	86	82.50	+25	0	0	0	0	\$0	\$0.00
Bruce MacDonald	Cut	1	2	0		0	0	0	0	75	76	75.50	+11	0	0	0	0	\$550	\$550.00
Doug MacDonald	Cut	1	2	0		0	0	0	0	76	84	80.00	+18	0	0	0	0	\$0	\$0.00
Stan Mack	Cut	1	2	0		0	0	0	0	85	86	85.50	+27	0	0	0	0	\$0	\$0.00
Roger Mackay	T-66th in 1992	1	4	1		0	0	0	0	71	76	73.75	+11	0	0	0	1	\$2,575	\$2,575.00
Will MacKenzie	T-57th in 2007	3	8	1		0	0	0	0	70	84	74.38	+29	0	0	1	1	\$19,900	\$6,633.33
Baker Maddera	Cut	1	2	0		0	0	0	0	77	83	80.00	+18	0	0	0	0	\$1,200	\$1,200.00
Don Maddox	Cut	1	2	0		0	0	0	0	76	79	77.50	+13	0	0	0	0	\$1,000	\$1,000.00
Andrew Magee	T-13th in 1991	12	42	9		0	0	0	2	68	80	72.86	+74	0	4	4	8	\$87,362	\$7,280.21
Jeff Maggert	3rd in 1995 & '97	14	42	7		2	2	3	3	65	81	72.40	+61	3	10	11	3	\$392,702	\$28,050.18
Herb Magnusson	Cut	1	2	0		0	0	0	0	77	81	79.00	+18	0	0	0	0	\$0	\$0.00
Paul Maguire	Cut	1	2	0		0	0	0	0	79	82	80.50	+21	0	0	0	0	\$0	\$0.00
John Mahaffey	Winner in 1978	23	70	12		1	1	2	6	66	80	72.93	+147	0	6	9	13	\$110,524	\$4,805.38
Hunter Mahan	T-7th in 2014	10	34	7		0	0	1	4	65	81	71.88	+32	1	8	11	5	\$611,614	\$61,161.43
Barry Mahlberg	Cut	1	2	0		0	0	0	0	80	86	83.00	+22	0	0	0	0	\$2,000	\$2,000.00
Scott Mahlberg	Cut	2	4	0		0	0	0	0	76	79	77.75	+29	0	0	0	0	\$2,400	\$1,200.00
Mac Main	T-49th in 1959	5	11	1		0	0	0	0	70	86	76.73	+72	0	0	0	1	\$503	\$100.60
Bill Majure	Cut	1	2	0		0	0	0	0	81	83	82.00	+24	0	0	0	0	\$0	\$0.00
Bob Makoski	T-58th in 1988	4	10	1		0	0	0	0	69	82	75.00	+40	0	1	1	0	\$5,490	\$1,372.50
Terry Malan	Cut	1	2	0		0	0	0	0	77	79	78.00	+16	0	0	0	0	\$0	\$0.00
Mike Malaska	Cut	1	2	0		0	0	0	0	75	77	76.00	+10	0	0	0	0	\$1,000	\$1,000.00
Charles Malchaski	T-50th in 1961	3	8	1		0	0	0	0	72	79	75.50	+42	0	0	0	0	\$225	\$75.00
Hap Malia	Cut	1	2	0		0	0	0	0	81	84	82.50	+21	0	0	0	0	\$0	\$0.00
John Mallinger	T-60th in 2009	2	8	2		0	0	0	0	71	77	74.38	+27	0	0	1	0	\$30,000	\$15,000
Peter Malnati	Cut in 2016	1	2	0		0	0	0	0	73	73	73.00	+6	0	0	0	0	\$3,000	\$3,000.00
Tom Malone	Cut	2	4	0		0	0	0	0	74	79	77.00	+26	0	0	0	0	\$0	\$0.00
Roger Maltbie	T-14th in 1983	11	40	9		0	0	0	1	69	79	73.15	+86	0	3	7	5	\$24,265	\$2,205.95
Matteo Manassero	T-37th in 2011	4	12	2		0	0	0	0	68	82	73.75	+39	0	2	3	1	\$56,500	\$14,125.00
Larry Mancour	T-44th in 1967	6	18	3		0	0	0	0	71	82	75.94	+89	0	0	1	1	\$1,081	\$180.14
Bob Mann	T-51st in 1979	3	8	1		0	0	0	0	71	78	74.13	+27	0	0	0	0	\$2,600	\$866.66
Eric Manning	Cut	1	2	0		0	0	0	0	81	88	84.50	+29	0	0	0	0	\$2,500	\$2,500.00
Dave Marad	Cut	1	2	0		0	0	0	0	75	81	78.00	+14	0	0	0	0	\$303	\$303.00
Herb Marcussen	T-55th in 1960	1	4	1		0	0	0	0	72	78	75.25	+21	0	0	0	0	\$200	\$200.00
Peter Marich	Cut	1	2	0		0	0	0	0	79	79	79.00	+18	0	0	0	0	\$0	\$0.00
Steve Marino	T-60th in 2008	4	10	1		0	0	0	0	71	82	75.20	+44	0	0	0	0	\$22,500	\$5,625.00
Bill Markham	Cut	1	2	0		0	0	0	0	75	76	75.50	+11	0	0	0	0	\$0	\$0.00
Prayad Marksang	T-15th in 2008	2	6	1		0	0	0	1	68	81	74.00	+20	0	1	1	1	\$109,560	\$54,780
Tom Marlowe	Cut	1	2	0		0	0	0	0	75	80	77.50	+15	0	0	0	0	\$0	\$0.00
Eli Marovich	Cut	1	2	0		0	0	0	0	74	77	75.50	+11	0	0	0	0	\$0	\$0.00
Dave Marr	Win in 1965	14	50	11		1	1	2	4	68	85	73.48	+152	0	5	8	5	\$32,568	\$2,326.31
Fran Marrello	Cut	1	2	0		0	0	0	0	75	80	77.50	+11	0	0	0	0	\$1,000	\$1,000.00
Graham Marsh	T-7th in 1978	3	12	3		0	0	1	2	68	77	72.33	+16	0	2	3	1	\$12,268	\$4,089.36
Bob Marshall	Cut	1	2	0		0	0	0	0	79	81	80.00	+20	0	0	0	0	\$0	\$0.00
Dick Marshall	T-63rd in 1965	2	5	1		0	0	0	0	72	84	76.00	+24	0	0	0	0	\$300	\$150.00
Jim Marshall	Cut	2	4	0		0	0	0	0	75	77	76.25	+25	0	0	0	0	\$900	\$450.00
Elroy Marti	Cut	2	3	0		0	0	0	0	77	80	78.67	+26	0	0	0	0	\$0	\$0.00
Fred Marti	T-9th in 1971	4	12	2		0	0	1	2	70	77	73.17	+26	0	0	3	2	\$6,100	\$1,525.00
Ben Martin	Cut	2	4	0		0	0	0	0	71	77	74.50	+12	0	0	0	1	\$6,000	\$3,000.00
Brad Martin	Cut	1	2	0		0	0	0	0	77	81	79.00	+18	0	0	0	0	\$2,500	\$2,500.00
Doug Martin	T-23rd in 1997	3	8	1		0	0	0	1	67	75	72.13	+11	0	2	2	0	\$25,000	\$8,333.33
Earl Martin	Cut	1	2	0		0	0	0	0	83	83	83.00	+26	0	0	0	0	\$0	\$0.00
Jeff Martin	Cut	2	4	0		0	0	0	0	78	80	78.75	+35	0	0	0	0	\$4,500	\$2,250.00
Bill Martindale	T-15th in 1966	2	8	2		0	0	0	1	70	76	73.00	+16	0	0	1	1	\$2,982	\$1,491.25
Richard Martinez	WD in 1979	1	1	0		0	0	0	0	81	81	81.00	+11	0	0	0	0	\$350	\$350.00
Hideki Matsuyama	T-4th in 2016	6	24	6		0	2	2	3	64	74	69.63	-25	1	11	16	1	\$1,019,215	\$169,869.20
Milon Marusic	T-45th in 1961	4	14	4		0	0	0	0	73	80	75.00	+70	0	0	0	0	\$425	\$106.25
Shigeki Maruyama	T-22nd in 2001	10	32	6		0	0	0	2	67	78	72.69	+58	0	5	9	3	\$124,919	\$12,491.91
James Mason	Cut	1	2	0		0	0	0	0	78	80	79.00	+18	0	0	0	0	\$1,300	\$1,300.00
Don Massengale	2nd in 1967	8	24	4		1	1	1	3	66	79	73.25	+68	0	1	3	2	\$20,539	\$2,567.41
Rik Massengale	T-30th in 1976	5	13	2		0	0	0	0	70	82	74.69	+51	0	0	1	0	\$3,353	\$670.60
Jim Masserio	T-35th in 1979	3	8	1		0	0	0	0	69	79	73.63	+23	0	1	1	0	\$3,600	\$1,200.00
Odell Massey	Cut	2	4	0		0	0	0	0	75	79	77.00	+26	0	0	0	0	\$0	\$0.00
Dick Mast	71st in 1988	2	6	1		0	0	0	0	71	85	74.17	+19	0	0	0	1	\$3,000	\$1,500.00
Ken Mast	Cut	1	2	0		0	0	0	0	77	80	78.50	+17	0	0	0	0	\$250	\$250.00
Duke Matthews	Cut	1	2	0		0	0	0	0	75	78	76.50	+9	0	0	0	0	\$0	\$0.00
Len Mattiace	T-48th in 2002	5	14	2		0	0	0	0	70	76	73.57	+42	0	0	0	1	\$31,240	\$6,248.00
Ronald Mattson	Cut	1	2	0		0	0	0	0	76	79	77.50	+15	0	0	0	0	\$0	\$0.00
Troy Matteson	T-28th in 2010	2	8	2		0	0	0	0	69	80	72.50	+12	0	1	2	3	\$60,000	\$30,000
Terry Mauney	Cut	1	2	0		0	0	0	0	76	79	77.50	+15	0	0	0	0	\$500	\$500.00
John Maurycy	Cut	1	2	0		0	0	0	0	78	86	82.00	+20	0	0	0	0	\$0	\$0.00
Billy Maxwell	T-5th in 1963	11	41	10		0	1	2	6	69	81	72.68	+90	0	4	5	8	\$13,992	\$1,271.98
Bob May	2nd in 2000	2	8	2		1	1	1	1	66	76	70.13	-7	0	3	3	2	\$549,600	\$274,800.00
Dick Mayer	T-14th in 1958	3	9	2		0	0	0	1	69	78	74.22	+36	0	2	2	0	\$875	\$291.66

Player	Best Finish	Years	Rds	Cuts	Made	Top 3	Top 5	Top 10	Top 25	Low	High	Avg.	To Par	65≤	60s	< Par	Par	\$	\$ per Event
Billy Mayfair	T-5th in 1990	18	62	13		0	1	2	3	67	78	72.50	+97	0	11	17	4	\$288,984	\$16,054.64
Shelley Mayfield	T-22nd in 1961	4	16	4		0	0	0	1	69	79	73.25	+48	0	1	1	2	\$1,816	\$453.97
Jeff Mays	Cut	1	2	0		0	0	0	0	86	86	86.00	+32	0	0	0	0	\$250	\$250.00
John Mazza	Cut	2	4	0		0	0	0	0	70	78	74.00	+16	0	0	0	1	\$3,300	\$1,650.00
Dm McBeath	T-44th in 1967	1	4	1		0	0	0	0	72	75	74.00	+8	0	0	0	1	\$501	\$501.43
Scotty McBeath	Cut	3	7	1		0	0	0	0	70	81	76.71	+45	0	0	0	1	\$0	\$0.00
Rives McBee	Cut	6	12	0		0	0	0	0	71	86	77.00	+78	0	0	0	0	\$2,053	\$342.16
Blaine McCallister	T-17th in 1989	10	34	7		0	0	0	3	64	80	72.59	+38	1	3	12	2	\$75,429	\$7,542.92
Bob McCallister	T-8th in 1965	4	16	4		0	0	1	2	66	76	72.94	+39	0	2	3	2	\$6,165	\$1,541.25
Scott McCarron	T-10th in 1997	9	32	7		0	0	1	3	67	79	72.25	+44	0	5	8	5	\$265,430	\$29,492
Harry McCarthy	Cut	1	2	0		0	0	0	0	76	79	77.50	+15	0	0	0	0	\$0	\$0.00
Sean McCarty	Cut in 2018	1	2	0		0	0	0	0	69	74	71.50	+3	0	1	1	0	\$3,100	\$3,100.00
Robert McClellan	Cut	2	4	0		0	0	0	0	72	81	76.50	+22	0	0	0	0	\$5,000	\$2,500.00
Jack McConachie	Cut	2	4	0		0	0	0	0	80	84	82.25	+47	0	0	0	0	\$1,500	\$750.00
Gary McCord	T-54th in 1984	4	10	1		0	0	0	0	71	80	75.50	+45	0	0	1	0	\$3,728	\$931.87
Jim McCoy	Cut	2	4	0		0	0	0	0	79	84	80.50	+42	0	0	0	0	\$0	\$0.00
Mike McCullough	T-40th in 1977	4	12	2		0	0	0	0	69	82	74.50	+40	0	1	1	2	\$2,825	\$706.25
Mark McCumber	T-5th in 1987	17	53	10		0	1	1	2	67	79	72.98	+97	0	7	11	6	\$85,253	\$5,014.87
Joe McDermott	Cut	1	2	0		0	0	0	0	77	84	80.50	+21	0	0	0	0	\$650	\$650.00
Ken McDonald	T-84th in 1992	1	4	1		0	0	0	0	69	82	76.75	+23	0	1	1	0	\$2,138	\$2,137.50
Graeme McDowell	T-10th in 2009	13	38	6		0	0	1	4	66	78	72.50	+53	0	6	12	5	\$466,390	\$46,645.37
Ron McDougal	T-61st in 1994	5	12	1		0	0	0	0	69	79	73.75	+39	0	1	1	1	\$7,900	\$1,580.00
Mac McElmurry	Cut	1	2	0		0	0	0	0	75	79	77.00	+14	0	0	0	0	\$0	\$0.00
Shawn McEntee	Cut	2	4	0		0	0	0	0	74	82	78.25	+25	0	0	0	0	\$2,000	\$1,000.00
Jerry McGee	T-6th in 1977	10	37	8		0	0	2	4	68	79	72.68	+76	0	4	8	0	\$24,432	\$2,443.22
Paul McGinley	T-6th in 2004	8	24	4		0	0	1	3	66	79	72.38	+41	0	6	7	1	\$319,211	\$39,901.34
William McGirt	T-10th in 2016	3	8	1		0	0	1	1	66	79	71.88	+9	0	2	2	2	\$238,500	\$79,500.00
Jim McGovern	T-22nd in 1993	5	12	1		0	0	0	1	67	83	73.08	+25	0	2	3	2	\$21,200	\$4,240.00
Jack McGowan	T-43rd in 1961	3	10	2		0	0	0	0	70	79	74.50	+39	0	0	0	1	\$466	\$155.46
Pat McGowan	4th in 1983	6	14	1		0	1	1	1	67	80	73.93	+37	0	3	3	0	\$34,303	\$5,717.16
Ross McGowan	70th in 2010	1	4	1		0	0	0	0	71	81	74.25	+9	0	0	1	1	\$14,000	\$14,000
Bob McGrath	Cut	1	2	0		0	0	0	0	78	80	79.00	+18	0	0	0	0	\$2,500	\$2,500.00
Paul McGuire	Cut	1	2	0		0	0	0	0	77	80	78.50	+17	0	0	0	0	\$0	\$0.00
Tom McGuirk	Cut	1	2	0		0	0	0	0	83	85	84.00	+24	0	0	0	0	\$250	\$250.00
Jack McKelvey	Cut	1	2	0		0	0	0	0	83	90	86.50	+29	0	0	0	0	\$1,000	\$1,000.00
George McKeown	Cut	1	2	0		0	0	0	0	77	77	77.00	+12	0	0	0	0	\$0	\$0.00
Parker McLachlin	Cut	1	2	0		0	0	0	0	76	77	76.50	+13	0	0	0	0	\$2,500	\$2,500.00
Mac McLendon	T-25th in 1975	6	20	4		0	0	0	1	68	78	74.05	+69	0	1	1	1	\$4,040	\$673.33
Rory McLroy	Winner in 2012 & '14	10	38	9		4	4	5	7	66	75	69.97	-41	0	16	22	5	\$4,601,650	\$460,165.00
John McMullin	T-35th in 1959	1	4	1		0	0	0	0	69	76	72.75	+11	0	1	1	0	\$200	\$200.00
David McNabb	Cut	3	6	0		0	0	0	0	74	80	77.17	+39	0	0	0	0	\$8,500	\$2,833.33
George McNeill	T-62nd in 2012	5	12	1		0	0	0	0	70	80	74.83	+40	0	0	3	0	\$26,650	\$5,330.00
Artie McNickle	T-28th in 1979	2	8	2		0	0	0	0	69	76	72.25	+18	0	1	1	1	\$4,500	\$2,250.00
Mark McNulty	T-8th in 1990	11	35	6		0	0	1	3	67	80	72.66	+55	0	5	10	2	\$90,207	\$8,200.65
Henry McQuiston	Cut	1	2	0		0	0	0	0	76	79	77.50	+15	0	0	0	0	\$0	\$0.00
Jl McReynolds	62nd in 1961	1	4	1		0	0	0	0	73	79	76.00	+24	0	0	0	0	\$225	\$225.00
Spike McRoy	Cut	1	2	0		0	0	0	0	74	76	75.00	+6	0	0	0	0	\$2,000	\$2,000.00
Rocco Mediate	6th in 2002	17	53	11		0	0	1	3	65	85	72.98	+100	1	4	13	7	\$339,298	\$19,958.70
Steve Melnyk	T-17th in 1975	5	14	2		0	0	0	1	70	79	73.93	+43	0	0	1	1	\$4,628	\$925.60
Brett Melton	Cut	1	2	0		0	0	0	0	72	75	73.50	+7	0	0	0	0	\$2,000	\$2,000.00
Tod Meneffee	Cut	3	7	1		0	0	0	0	75	84	78.71	+59	0	0	0	0	\$0	\$0.00
Al Mengert	T-18th in 1970	10	33	7		0	0	0	2	68	83	73.82	+112	0	1	2	2	\$7,454	\$745.36
Bob Menne	T-30th in 1970	4	10	1		0	0	0	0	72	78	74.60	+44	0	0	0	0	\$2,875	\$718.75
Lou Merkle	Cut	2	4	0		0	0	0	0	78	85	81.00	+40	0	0	0	0	\$303	\$151.50
Hans Merrell	Cut	1	2	0		0	0	0	0	76	77	76.50	+13	0	0	0	0	\$0	\$0.00
Eddie Merrins	T-34th in 1963	6	16	2		0	0	0	0	70	81	75.50	+72	0	0	2	0	\$721	\$120.22
John Merrick	T-10th in 2009	4	14	3		0	0	1	1	68	77	72.43	+22	0	2	4	3	\$188,258	\$47,064.58
Dick Merritt	Cut	1	2	0		0	0	0	0	79	81	80.00	+20	0	0	0	0	\$0	\$0.00
Troy Merritt	T-54th in 2015	3	8	1		0	0	0	0	69	77	72.25	+10	0	1	2	1	\$28,600	\$9,533.33
Jack Merz	Cut	1	2	0		0	0	0	0	82	82	82.00	+24	0	0	0	0	\$0	\$0.00
Hajime Meshiai	T-75th in 1994	1	4	1		0	0	0	0	71	79	74.50	+18	0	0	0	0	\$2,412	\$2,412.50
Rick Meskell	Cut	1	2	0		0	0	0	0	81	82	81.50	+19	0	0	0	0	\$1,000	\$1,000.00
Dennis Meyer	T-67th in 1975	1	4	1		0	0	0	0	72	80	75.00	+20	0	0	0	0	\$429	\$428.57
Shaun Micheel	Winner in 2003	15	42	6		2	2	2	3	66	83	72.71	+74	0	10	14	3	\$1,951,986	\$130,132.38
Phil Mickelson	Winner in 2005	26	98	23		4	4	9	14	65	79	70.94	+0	1	35	41	16	\$4,270,216	\$164,239.06
Cary Middlecoff	T-8th in 1959	5	20	5		0	0	1	4	66	76	71.95	+39	0	4	4	1	\$5,491	\$1,098.20
Mark Mielke	Cut	5	10	0		0	0	0	0	67	80	74.50	+41	0	1	2	0	\$7,900	\$1,580.00
Tony Milam	Cut	1	2	0		0	0	0	0	83	87	85.00	+26	0	0	0	0	\$1,000	\$1,000.00
Eldridge Miles	Cut	2	4	0		0	0	0	0	76	88	80.00	+36	0	0	0	0	\$250	\$125.00
Allen Miller	T-39th in 1984	6	20	4		0	0	0	0	69	83	74.90	+80	0	1	2	2	\$5,490	\$914.99
Bill Miller	Cut	1	2	0		0	0	0	0	81	82	81.50	+21	0	0	0	0	\$0	\$0.00
Johnny Miller	T-11th in 1977	16	51	10		0	0	0	5	67	80	72.82	+107	0	5	9	8	\$29,210	\$1,825.60
Lindy Miller	T-57th in 1991	4	12	2		0	0	0	0	71	82	75.08	+41	0	0	0	3	\$5,488	\$1,371.88
Michael Milon	Cut	1	2	0		0	0	0	0	74	75	74.50	+9	0	0	0	0	\$350	\$350.00
Mike Miles	Cut	1	2	0		0	0	0	0	72	81	76.50	+9	0	0	0	1	\$2,500	\$2,500
Jim Milward	Cut	1	2	0		0	0	0	0	77	78	77.50	+15	0	0	0	0	\$0	\$0.00
Frankie Minoza	WD	1	1	0		0	0	0	0	80	80	80.00	+10	0	0	0	0	\$1,300	\$1,300.00
Bobby Mitchell	T-34th in 1971	8	25	5		0	0	0	0	69	79	74.56	+90	0	1	3	1	\$4,101	\$512.61
Chris Mitchell	Cut	1	2	0		0	0	0	0	73	74	73.50	+3	0	0	0	0	\$1,000	\$1,000.00
Gene Mitchell	T-70th in 1968	1	4	1		0	0	0	0	70	82	76.50	+26	0	0	0	1	\$365	\$365.00
Jeff Mitchell	T-65th in 1982	3	8	1		0	0	0	0	72	82	75.25	+40	0	0	0	0	\$1,926	\$641.83

Player	Best Finish	Years	Rds	Cuts	Made	Top 3	Top 5	Top 10	Top 25	Low	High	Avg.	To Par	65≤	60s	< Par	Par	\$	\$ per Event
Kelly Mitchum	Cut	4	8	0		0	0	0	0	71	81	76.75	+46	0	0	1	0	\$9,250	\$2,312
Bob Mix	Cut	2	4	0		0	0	0	0	74	85	79.00	+36	0	0	0	0	\$0	\$0.00
Yusaku Miyazato	Cut in 2018	1	2	0		0	0	0	0	76	77	76.50	+13	0	0	0	0	\$3,100	\$3,100.00
Frank Mize	T-67th in 1974	1	4	1		0	0	0	0	72	79	74.75	+19	0	0	0	0	\$321	\$321.43
Larry Mize	T-6th in 1984	16	52	10		0	0	2	6	67	81	72.29	+57	0	8	17	6	\$169,243	\$10,577.68
Lester Moe	Cut	2	4	0		0	0	0	0	75	87	80.50	+42	0	0	0	0	\$0	\$0.00
Ed Moehling	Cut	1	2	0		0	0	0	0	75	76	75.50	+11	0	0	0	0	\$0	\$0.00
Bryce Molder	T-12th in 2010	4	12	2		0	0	0	1	67	78	72.25	+15	0	2	3	2	\$160,150	\$40,037.50
Edoardo Molinari	T-33rd in 2010	3	12	3		0	0	0	0	66	76	71.83	+10	0	2	4	2	\$77,508	\$25,836.11
Francesco Molinari	T-2nd in 2017	10	40	10		1	1	3	4	64	75	70.75	-10	1	13	16	7	\$1,520,847	\$152,084.69
John Molinda	80 in 1971	3	8	1		0	0	0	0	72	83	77.75	+54	0	0	0	1	\$258	\$86.00
Lloyd Monroe	Cut	2	4	0		0	0	0	0	72	77	74.75	+19	0	0	0	0	\$350	\$175.00
Colin Montgomerie	2nd in 1995	21	63	10		1	1	2	3	65	84	72.87	+119	1	9	18	7	\$479,723	\$22,843.97
Ray Montgomery	Cut	1	2	0		0	0	0	0	76	76	76.00	+12	0	0	0	0	\$0	\$0.00
Eric Monti	T-20th in 1958	4	14	3		0	0	0	1	71	81	74.00	+54	0	0	0	0	\$1,228	\$307.12
Ralph Montoya	Cut	1	2	0		0	0	0	0	74	76	75.00	+10	0	0	0	0	\$350	\$350.00
Ron Montessor	Cut	1	2	0		0	0	0	0	78	82	80.00	+20	0	0	0	0	\$0	\$0.00
Chris Moody	Cut in 2017	1	2	0		0	0	0	0	78	81	79.50	+17	0	0	0	0	\$3,000	\$3,000.00
Orville Moody	T-7th in 1969	6	17	3		0	0	1	1	68	79	72.88	+37	0	1	3	2	\$7,678	\$1,279.72
Jim Mooney	T-54th in 1968	2	6	1		0	0	0	0	73	81	76.33	+36	0	0	0	0	\$415	\$207.50
Bob Moore	Cut	2	4	0		0	0	0	0	74	87	80.00	+40	0	0	0	0	\$0	\$0.00
Horace Moore	T-59th in 1968	5	14	2		0	0	0	0	72	84	76.57	+86	0	0	0	0	\$669	\$133.80
Joe Moore Jr	Cut	2	5	1		0	0	0	0	74	79	75.20	+26	0	0	0	0	\$0	\$0.00
Ossie Moore	Cut	1	2	0		0	0	0	0	76	76	76.00	+10	0	0	0	0	\$1,000	\$1,000.00
Ryan Moore	T-9th in 2006	12	42	9		0	0	1	2	67	79	71.74	+37	0	13	15	6	\$492,367	\$41,030.56
Bill Moran	Cut	3	7	1		0	0	0	0	73	88	78.57	+60	0	0	0	0	\$0	\$0.00
Paul Moran	69th in 1975	2	6	1		0	0	0	0	69	79	75.50	+33	0	1	1	0	\$679	\$339.28
Bob Moreland	Cut	3	6	0		0	0	0	0	75	80	78.00	+44	0	0	0	0	\$1,450	\$483.33
Jay Morelli	Cut	1	2	0		0	0	0	0	79	86	82.50	+21	0	0	0	0	\$250	\$250.00
Joe Moresco	Cut	2	4	0		0	0	0	0	75	79	77.50	+26	0	0	0	0	\$550	\$275.00
Gil Morgan	3rd in 1980 & '90	22	78	17		2	3	4	11	65	79	71.81	+67	1	15	23	11	\$221,078	\$10,048.97
Alan Morin	Cut	6	12	0		0	0	0	0	74	87	79.08	+97	0	0	0	0	\$14,000	\$2,333.33
Al Morley	Cut	4	8	0		0	0	0	0	76	85	80.38	+77	0	0	0	0	\$0	\$0.00
Mike Morley	T-15th in 1976	6	24	6		0	0	0	1	69	80	73.21	+65	0	1	3	2	\$7,222	\$1,203.75
Tony Morosco	Cut	1	2	0		0	0	0	0	75	86	80.50	+21	0	0	0	0	\$250	\$250.00
Bob Morris	Cut	2	4	0		0	0	0	0	78	82	80.50	+42	0	0	0	0	\$0	\$0.00
Kevin Morris	T-73rd in 1985	5	12	1		0	0	0	0	72	84	76.00	+64	0	0	0	0	\$4,700	\$940.00
Wayne Morris	Cut	1	2	0		0	0	0	0	76	76	76.00	+10	0	0	0	0	\$0	\$0.00
James Morrison	77th in 2015	2	6	1		0	0	0	0	69	78	75.17	+23	0	1	1	0	\$20,300	\$10,150.00
Clark Morrow	WD	1	1	0		0	0	0	0	83	83	83.00	+13	0	0	0	0	\$0	\$0.00
John Morse	T-41st in 1996	2	6	1		0	0	0	0	69	74	71.83	+1	0	1	2	2	\$8,575	\$4,287.50
Rick Morton	Cut	2	4	0		0	0	0	0	74	84	78.00	+24	0	0	0	0	\$3,000	\$1,500.00
Stan Mosel	39th in 1963	3	10	2		0	0	0	0	70	78	74.40	+36	0	0	1	1	\$865	\$288.33
Rob Moss	Cut	3	6	0		0	0	0	0	72	78	75.83	+31	0	0	0	0	\$7,000	\$2,333.33
Jerry Mowlds	Cut	2	4	0		0	0	0	0	75	82	77.75	+29	0	0	0	0	\$0	\$0.00
Larry Mowry	T-11th in 1969	2	6	1		0	0	0	1	69	76	72.50	+7	0	2	2	1	\$3,794	\$1,896.87
Mike Moyers	Cut	1	2	0		0	0	0	0	80	82	81.00	+20	0	0	0	0	\$1,200	\$1,200.00
Jodie Mudd	T-32nd in 1991	5	18	4		0	0	0	0	70	85	73.67	+38	0	0	6	0	\$14,162	\$2,832.50
Richard Mullen	Cut	1	2	0		0	0	0	0	76	81	78.50	+17	0	0	0	0	\$0	\$0.00
Moon Mullins	Cut	2	5	1		0	0	0	0	72	79	76.20	+31	0	0	0	0	\$0	\$0.00
Chet Munson	Cut	1	2	0		0	0	0	0	77	80	78.50	+17	0	0	0	0	\$0	\$0.00
Bill Murchison, Jr.	Cut	1	2	0		0	0	0	0	82	86	84.00	+24	0	0	0	0	\$2,500	\$2,500
Brent Murray	Cut in 1999	1	2	0		0	0	0	0	75	76	75.50	+7	0	0	0	0	\$1,750	\$1,750.00
Grayson Murray	T-22nd in 2017	1	4	1		0	0	0	1	68	75	71.25	+1	0	2	2	0	\$89,167	\$89,166.66
Bob Murphy	T-2nd in 1970	17	62	14		1	1	1	5	66	80	73.06	+150	0	8	8	10	\$41,264	\$2,427.32
Dan Murphy	Cut	4	8	0		0	0	0	0	78	83	79.50	+70	0	0	0	0	\$1,500	\$375.00
Tom Murphy	Cut	1	2	0		0	0	0	0	74	78	76.00	+12	0	0	0	0	\$0	\$0.00
David Muttitt	Cut	4	8	0		0	0	0	0	69	84	76.13	+47	0	1	1	1	\$11,600	\$2,900.00
Reggie Myles	Cut	1	2	0		0	0	0	0	75	84	79.50	+19	0	0	0	0	\$0	\$0.00
Kevin Na	T-10th in 2011	10	28	5		0	0	1	3	66	79	71.43	+16	0	8	11	3	\$424,099	\$42,409.89
Kel Nagle	T-20th in 1965	2	6	1		0	0	0	1	71	77	74.00	+20	0	0	0	1	\$1,450	\$725.00
Tommy Nakajima	T-3rd in 1988	12	36	6		1	1	2	3	67	80	72.69	+53	0	7	7	6	\$112,250	\$9,354.16
Tohru Nakamura	T-59th in 1980	1	4	1		0	0	0	0	70	78	74.50	+18	0	0	0	1	\$742	\$742.50
Frank Nastri	Cut	1	2	0		0	0	0	0	79	81	80.00	+20	0	0	0	0	\$0	\$0.00
Jim Nelford	T-55th in 1983	4	12	2		0	0	0	0	71	76	73.25	+31	0	0	0	0	\$4,052	\$1,013.12
Al Nelson	T-39th in 1962	3	8	1		0	0	0	0	70	79	74.88	+39	0	0	0	1	\$400	\$133.33
Dick Nelson	Cut	1	2	0		0	0	0	0	72	81	76.50	+13	0	0	0	0	\$0	\$0.00
John Nelson	Cut	2	4	0		0	0	0	0	73	85	79.75	+33	0	0	0	0	\$2,500	\$1,250.00
Larry Nelson	Winner in 1981 & '87	27	80	13		2	2	2	4	66	80	72.94	+155	0	9	17	13	\$267,939	\$9,923.67
Rocky Nelson	Cut	1	2	0		0	0	0	0	81	83	82.00	+22	0	0	0	0	\$303	\$303.00
Dwight Nevil	T-53rd in 1974	6	16	2		0	0	0	0	70	85	76.94	+99	0	0	1	0	\$4,331	\$721.90
Jack Newton	T-20th in 1980	2	8	2		0	0	0	1	71	79	73.13	+21	0	0	0	2	\$3,962	\$1,981.25
Bobby Nichols	Win in 1964	24	84	18		1	1	2	5	64	82	73.43	+232	1	7	10	10	\$42,674	\$1,778.07
Robert Nichols	Cut	2	4	0		0	0	0	0	78	90	83.00	+52	0	0	0	0	\$500	\$250.00
John Nichols Jr	Cut	1	2	0		0	0	0	0	76	81	78.50	+17	0	0	0	0	\$550	\$550.00
Jack Nicklaus	Win in 1963, '71, '73, '75 & '80	128	27			12	14	15	23	64	79	71.35	+67	2	41	53	14	\$436,788	\$11,805.08
Mike Nicolette	T-47th in 1983	1	4	1		0	0	0	0	71	74	72.50	+6	0	0	0	1	\$1,730	\$1,730.00
Bob Nieberding	Cut	1	2	0		0	0	0	0	78	80	79.00	+18	0	0	0	0	\$550	\$550.00
Lonnie Nielsen	T-11th in 1986	9	24	3		0	0	0	1	69	81	74.92	+84	0	1	4	1	\$22,081	\$2,453.44
Joaquin Niemann	T-71st in 2018	1	4	1		0	0	0	0	68	72	70.50	+2	0	1	1	0	\$19,200	\$19,200.00
Tom Nieporte	T-5th in 1964	10	34	7		0	1	1	2	68	83	73.74	+111	0	4	4	1	\$7,319	\$731.89

Player	Best Finish	Years	Rds	Cuts	Made	Top 3	Top 5	Top 10	Top 25	Low	High	Avg.	To Par	65≤	60s	< Par	Par	\$	\$ per Event
Frank Nobilo	T-8th in 1996	7	24	5		0	0	1	2	66	78	71.75	+24	0	8	9	1	\$99,438	\$14,205.35
Seung-Yul Noh	T-21st in 2012	4	14	3		0	0	0	1	65	77	71.71	+6	1	4	5	2	\$143,867	\$35,966.67
Fred Nonnenberg	Cut	1	2	0		0	0	0	0	77	85	81.00	+22	0	0	0	0	\$0	\$0.00
Monte Norcross	Cut	2	5	1		0	0	0	0	74	82	78.00	+40	0	0	0	0	\$0	\$0.00
August Nordone	Cut	2	4	0		0	0	0	0	77	83	80.50	+42	0	0	0	0	\$0	\$0.00
Alex Noren	T-34th in 2011	6	20	4		0	0	0	0	67	80	72.25	+33	0	4	4	3	\$105,850	\$17,641.67
Brian Norman	Cut in 2014	1	2	0		0	0	0	0	74	78	76.00	+10	0	0	0	0	\$3,000	\$3,000.00
Greg Norman	2nd in 1986 & '93	22	80	18		2	5	6	12	65	80	71.55	+34	1	22	30	12	\$565,510	\$25,704.99
Tim Norris	T-40th in 1985	3	8	1		0	0	0	0	70	76	73.88	+21	0	0	1	1	\$4,500	\$1,500.00
Andy North	4th in 1975	15	46	8		0	1	1	3	65	79	73.13	+116	1	4	5	5	\$32,860	\$2,190.64
Mike Northern	Cut	3	6	0		0	0	0	0	74	79	77.17	+39	0	0	0	0	\$6,500	\$2,166.67
Tony Novitsky	Cut	2	4	0		0	0	0	0	79	83	80.50	+38	0	0	0	0	\$0	\$0.00
Rod Nuckolls	Cut	1	2	0		0	0	0	0	74	77	75.50	+11	0	0	0	0	\$1,200	\$1,200.00
Gifford Nutbrown	Cut	2	4	0		0	0	0	0	76	81	78.50	+28	0	0	0	0	\$0	\$0.00
Patrick O'Brien	Cut	1	2	0		0	0	0	0	76	77	76.50	+13	0	0	0	0	\$1,200	\$1,200.00
John O'Donnell	59th in 1960	1	4	1		0	0	0	0	71	82	76.25	+25	0	0	0	0	\$200	\$200.00
Mac O'Grady	T-43rd in 1987	5	12	1		0	0	0	0	70	84	75.58	+49	0	0	3	0	\$7,050	\$1,410.00
Sean O'Hair	T-12th in 2006	10	34	8		0	0	0	1	68	82	72.68	+59	0	3	6	7	\$303,618	\$30,361.79
Jim O'Hern	T-55th in 1970	9	22	2		0	0	0	0	73	83	77.36	+150	0	0	0	0	\$2,036	\$226.22
Nick O'Hern	T-31st in 2004	6	16	2		0	0	0	0	68	76	72.94	+35	0	1	2	0	\$58,236	\$9,705.95
Dennis O'Leary	Cut	1	2	0		0	0	0	0	75	86	80.50	+21	0	0	0	0	\$0	\$0.00
John O'Leary	Cut	1	2	0		0	0	0	0	75	77	76.00	+12	0	0	0	0	\$2,500	\$2,500.00
Dave O'Liphant	Cut	1	2	0		0	0	0	0	83	87	85.00	+26	0	0	0	0	\$250	\$250.00
Peter O'Malley	Cut	3	6	0		0	0	0	0	73	79	74.83	+17	0	0	0	0	\$5,750	\$1,916.67
Mark O'Meara	T-4th in 1998	22	68	12		0	1	3	7	63	82	72.50	90	2	13	22	9	\$362,167	\$16,462.13
Pete Oakley	Cut	6	12	0		0	0	0	0	71	83	75.67	+58	0	0	0	1	\$6,700	\$1,116.66
Arron Oberholser	T-4th in 2007	4	14	3		0	1	1	2	68	75	70.86	Even	0	4	8	1	\$462,000	\$115,500.00
Koumei Oda	T-40th in 2014	3	10	2		0	0	0	0	67	79	72.80	+12	0	3	3	2	\$53,700	\$17,900.00
Bill Ogden	T-49th in 1959	10	25	4		0	0	0	0	69	85	75.72	+139	0	1	1	0	\$440	\$44.00
Joe Ogilvie	T-17th in 2005	4	14	3		0	0	0	1	68	77	72.07	+13	0	3	5	2	\$109,910	\$27,477.50
Geoff Ogilvy	T-6th in 2005 & '07	13	44	9		0	0	3	5	68	78	71.80	+35	0	12	16	5	\$922,812	\$70,985.58
Brett Ogle	Cut	3	6	0		0	0	0	0	71	77	73.83	+19	0	0	0	1	\$3,600	\$1,200.00
David Ogrin	T-36th in 1996	6	20	4		0	0	0	0	68	80	73.05	+41	0	1	4	1	\$29,490	\$4,915.00
Keith Ohr	Cut in 2010	1	2	0		0	0	0	0	78	81	79.50	+15	0	0	0	0	\$2,500	\$2,500.00
Jose Maria Olazabal	T-4th in 2000	21	62	10		0	1	2	3	63	86	73.29	+138	1	9	11	9	\$381,443	\$18,163
Andy Oldcorn	T-44th in 2001	1	4	1		0	0	0	0	67	74	70.25	+1	0	2	2	0	\$14,250	\$14,250.00
Thorbjorn Olesen	T-27th in 2012	6	22	5		0	0	0	0	67	78	71.05	+7	0	6	8	6	\$199,592	\$33,265.28
Ed Oliver	T-8th in 1958	2	8	2		0	0	1	2	69	75	71.50	+12	0	2	2	1	\$2,550	\$1,275.00
Dan Olsen	Cut	1	2	0		0	0	0	0	77	78	77.50	+15	0	0	0	0	\$2,500	\$2,500.00
Jeff Olson	Cut in 2015	1	2	0		0	0	0	0	79	82	80.50	+17	0	0	0	0	\$3,000	\$3,000.00
Peter Oosterhuis	T-22nd in 1982	8	26	5		0	0	0	1	66	78	73.19	+71	0	1	1	2	\$11,543	\$1,442.85
Louis Oosthuizen	T-2nd in 2017	9	30	6		1	1	1	4	67	81	71.77	+21	0	7	14	7	\$1,137,449	\$126,383.23
Gary Orr	Cut	2	4	0		0	0	0	0	70	77	72.75	+7	0	0	1	1	\$4,000	\$2,000.00
Adrian Otaegui	T-65th in 2018	1	4	1		0	0	0	0	67	73	70.25	+1	0	2	2	0	\$20,100	\$20,100.00
Jack Ortman	Cut	2	4	0		0	0	0	0	74	81	77.50	+26	0	0	0	0	\$0	\$0.00
Rick Osberg	Cut	3	6	0		0	0	0	0	73	79	76.17	+27	0	0	0	0	\$3,000	\$1,000.00
Gary Ostrega	Cut	3	6	0		0	0	0	0	72	84	77.50	+39	0	0	0	0	\$3,200	\$1,066.66
Wayne Otis	62nd in 1959	1	4	1		0	0	0	0	73	79	75.00	+20	0	0	0	0	\$200	\$200.00
Brad Ott	Cut in 2016	1	2	0		0	0	0	0	72	79	75.50	+11	0	0	0	0	\$3,000	\$3,000.00
Hennie Otto	Cut	1	2	0		0	0	0	0	76	76	76.00	+12	0	0	0	0	\$2,500	\$2,500.00
Scott Oulds	Cut	1	2	0		0	0	0	0	79	85	82.00	+20	0	0	0	0	\$1,000	\$1,000.00
Jay Overton	T-17th in 1988	11	26	2		0	0	0	1	66	84	75.12	+109	0	3	3	0	\$23,825	\$2,165.91
Jeff Overton	T-32nd in 2009	4	12	2		0	0	0	0	71	81	74.25	+31	0	0	2	1	\$59,287	\$14,821
Greg Owen	T-47th in 2005	4	10	1		0	0	0	0	68	80	73.10	+23	0	2	3	1	\$21,620	\$5,405.21
Joe Ozaki	T-28th in 1992	11	32	5		0	0	0	0	65	81	73.53	+77	1	5	6	1	\$45,653	\$4,150.31
Jumbo Ozaki	T-47th in 1994	7	22	4		0	0	0	0	68	80	74.09	+66	0	3	4	0	\$23,308	\$3,329.64
Roy Pace	T-63rd in 1974	1	4	1		0	0	0	0	71	76	74.25	+17	0	0	0	0	\$321	\$321.43
Harold Paddock	Cut	3	6	0		0	0	0	0	77	84	80.50	+63	0	0	0	0	\$0	\$0.00
Don Padgett	T-43rd in 1976	7	22	4		0	0	0	0	70	81	74.09	+80	0	0	1	1	\$6,312	\$901.64
John Paesani	Cut	2	4	0		0	0	0	0	78	85	80.25	+39	0	0	0	0	\$2,300	\$1,150.00
Arnold Palmer	T-2nd in 1964, '68 & '70	37	121	24		3	4	6	13	67	83	73.50	+342	0	13	18	7	\$88,144	\$2,382.27
Donald Palmer	Cut	3	6	0		0	0	0	0	74	81	77.17	+43	0	0	0	0	\$0	\$0.00
Johnny Palmer	Cut	1	3	1		0	0	0	0	73	80	76.33	+19	0	0	0	0	\$0	\$0.00
Ryan Palmer	T-5th in 2014	10	34	7		0	1	1	2	65	86	71.56	+21	1	7	11	6	\$573,770	\$57,376.96
Rod Pampling	T-14th in 2003	8	22	3		0	0	0	1	66	81	73.73	+64	0	2	4	2	\$144,550	\$18,068.75
Brenden Pappas	Cut in 2004	1	2	0		0	0	0	0	74	74	74.00	4	0	0	0	0	\$2,000	\$2,000.00
Mike Parco	Cut	2	3	0		0	0	0	0	75	81	78.33	+25	0	0	0	0	\$0	\$0.00
Troy Pare	Cut in 2010	1	2	0		0	0	0	0	73	74	73.50	+3	0	0	0	0	\$2,500	\$2,500.00
Billy Parker	Cut	2	4	0		0	0	0	0	78	78	78.00	+32	0	0	0	0	\$0	\$0.00
Jesper Parnevik	T-5th in 1996	13	42	8		0	1	2	4	67	82	71.79	+35	0	9	16	6	\$372,289	\$28,637.64
Craig Parry	T-19th in 1994	14	42	7		0	0	0	1	68	80	73.52	+98	0	2	8	7	\$69,317	\$4,951.20
Jimmy Paschal	Cut	1	2	0		0	0	0	0	75	76	75.50	+11	0	0	0	0	\$350	\$350.00
Benny Passons	Cut	6	12	0		0	0	0	0	74	85	77.92	+81	0	0	0	0	\$5,850	\$975.00
Andy Pataky	Cut	2	4	0		0	0	0	0	82	86	83.75	+55	0	0	0	0	\$0	\$0.00
Jerry Pate	2nd in 1978	12	40	8		1	4	6	8	66	79	71.53	+37	0	12	15	4	\$90,331	\$7,527.60
Steve Pate	T-7th in 1991	13	50	12		0	0	2	2	68	83	72.76	+70	0	5	16	8	\$188,538	\$14,502.92
Carl Paulson	Cut	2	4	0		0	0	0	0	72	79	74.25	+13	0	0	0	0	\$4,000	\$2,000.00
Dennis Paulson	T-58th in 2000	3	8	1		0	0	0	0	70	77	72.88	+11	0	0	2	1	\$14,000	\$4,666.67
Guy Paulsen	Cut	1	2	0		0	0	0	0	77	79	78.00	+16	0	0	0	0	\$0	\$0.00
Mike Pavella	Cut	3	6	0		0	0	0	0	76	81	77.33	+42	0	0	0	0	\$0	\$0.00
Corey Pavin	2nd in 1994	21	70	14		1	1	3	9	66	80	72.64	+93	0	10	21	11	\$483,552	\$23,026

Player	Best Finish	Years	Rds	Cuts	Made	Top 3	Top 5	Top 10	Top 25	Low	High	Avg.	To Par	65≤	60s	< Par	Par	\$	\$ per Event
Bob Payne	T-62nd in 1977	2	6	1		0	0	0	0	73	79	76.00	+26	0	0	0	0	\$791	\$395.54
Richard Payne	Cut	1	2	0		0	0	0	0	80	87	83.50	+23	0	0	0	0	\$0	\$0.00
Dick Pearce	Cut	1	2	0		0	0	0	0	78	86	82.00	+22	0	0	0	0	\$0	\$0.00
Eddie Pearce	T-32nd in 1974	2	8	2		0	0	0	0	69	79	73.25	+26	0	1	1	1	\$1,689	\$844.28
Chris Peddicord	Cut	1	2	0		0	0	0	0	73	77	75.00	+8	0	0	0	0	\$1,200	\$1,200.00
Calvin Peete	T-3rd in 1982	9	33	8		1	2	2	3	66	76	71.33	+18	0	10	13	3	\$81,699	\$9,077.62
Bill Pelham	Cut	1	2	0		0	0	0	0	78	81	79.50	+19	0	0	0	0	\$500	\$500.00
Sam Penecale	T-57th in 1961	5	12	1		0	0	0	0	72	81	76.42	+73	0	0	0	0	\$225	\$45.00
David Peoples	T-57th in 1990	4	14	3		0	0	0	0	71	79	74.91	+13	0	0	1	0	\$9,238	\$2,309.38
Eddie Pepperell	T-59th in 2018	2	6	1		0	0	0	0	66	78	72.17	+9	0	2	2	0	\$24,317	\$12,158.33
Pat Perez	T-6th in 2005	11	38	8		0	0	1	3	67	85	72.37	+54	0	8	12	7	\$527,195	\$47,926.84
Craig Perks	T-29th in 2002	1	4	1		0	0	0	0	71	76	73.25	+5	0	0	1	1	\$33,500	\$33,500.00
Tom Pernice, Jr.	T-23rd in 2005	9	26	4		0	0	0	1	69	80	72.54	+46	0	5	7	3	\$130,410	\$14,490.05
Chris Perry	T-10th in 1999	8	30	7		0	0	1	2	67	78	72.67	+40	0	3	9	2	\$137,925	\$17,240.63
Harold Perry	83rd in 1992	1	4	1		0	0	0	0	74	79	76.25	+21	0	0	0	0	\$2,175	\$2,175.00
Kenny Perry	2nd in 1996	21	77	18		1	1	3	6	66	79	71.95	+62	0	17	26	12	\$814,068	\$38,765.16
Rod Perry	Cut	5	10	0		0	0	0	0	71	82	76.90	+61	0	0	0	0	\$14,000	\$2,800.00
Peter Persons	Cut	1	2	0		0	0	0	0	73	75	74.00	+4	0	0	0	0	\$1,000	\$1,000.00
Matt Pesta	Cut in 2014	1	2	0		0	0	0	0	79	89	84.00	+26	0	0	0	0	\$3,000	\$3,000.00
Austin Peters	Cut in 2015	1	2	0		0	0	0	0	81	82	81.50	+19	0	0	0	0	\$3,000	\$3,000.00
Jim Petersen	Cut	2	4	0		0	0	0	0	76	83	79.50	+34	0	0	0	0	\$0	\$0.00
Randy Peterson	Cut	1	2	0		0	0	0	0	79	80	79.50	+17	0	0	0	0	\$1,200	\$1,200.00
Jim Petralia	Cut	1	2	0		0	0	0	0	80	91	85.50	+27	0	0	0	0	\$1,000	\$1,000.00
Tim Petrovic	Cut	5	10	0		0	0	0	0	68	84	76.10	+49	0	1	1	1	\$11,000	\$2,200
Carl Pettersson	T-3rd in 2012	10	30	5		1	1	1	2	66	77	73.17	+51	0	1	7	4	\$503,470	\$50,347.00
Mark Pfeil	T-22nd in 1982	4	16	4		0	0	0	1	67	78	72.38	+30	0	2	5	1	\$9,546	\$2,386.50
Billy Phillips	Cut	1	2	0		0	0	0	0	75	78	76.50	+13	0	0	0	0	\$0	\$0.00
Bobby Phillips	Cut	1	2	0		0	0	0	0	75	78	76.50	+13	0	0	0	0	\$350	\$350.00
Dave Philo	Cut	2	4	0		0	0	0	0	75	82	77.50	+28	0	0	0	0	\$650	\$325.00
Ron Philo	Cut in 1976	1	2	0		0	0	0	0	78	83	80.50	21	0	0	0	0	\$250	\$250.00
Ron Philo, Jr.	T-66th in 2005	7	16	1		0	0	0	0	71	82	75.75	+80	0	0	0	0	\$22,800	\$3,257.14
Henry Picard	T-32nd in 1960	2	6	1		0	0	0	0	73	81	75.33	+30	0	0	0	0	\$247	\$123.57
Jim Picard	69th in 1968	3	8	1		0	0	0	0	70	79	76.25	+44	0	0	0	1	\$918	\$306.00
Scott Piercy	T-5th in 2013	7	22	4		0	1	1	1	65	78	71.32	+11	1	6	7	1	\$408,538	\$58,362.50
Drew Pierson	Cut	1	2	0		0	0	0	0	80	80	80.00	+18	0	0	0	0	\$0	\$0.00
Thomas Pieters	T-6th in 2018	3	10	2		0	0	1	1	66	79	71.60	+14	0	3	3	1	\$354,112	\$118,037.50
Kenny Pigman	Cut in 2017	1	2	0		0	0	0	0	76	79	77.50	+13	0	0	0	0	\$3,000	\$3,000.00
Manuelo Pinero	Cut	1	2	0		0	0	0	0	73	76	74.50	+7	0	0	0	0	\$1,000	\$1,000.00
Jerry Pisano	T-40th in 1963	3	8	1		0	0	0	0	69	82	75.50	+40	0	1	1	0	\$410	\$136.66
Jerry Pittman	T-33rd in 1967	5	16	3		0	0	0	0	69	79	73.94	+49	0	1	2	2	\$2,491	\$498.14
Bob Placido	Cut	1	2	0		0	0	0	0	81	85	83.00	+26	0	0	0	0	\$0	\$0.00
Gary Player	Win in 1962 & '72	23	88	21		5	6	8	12	63	78	71.65	+95	3	13	17	16	\$193,398	\$8,408.62
Dick Plummer	Cut	3	6	0		0	0	0	0	76	84	78.83	+51	0	0	0	0	\$0	\$0.00
Carl Poche	Cut	1	2	0		0	0	0	0	79	80	79.50	+17	0	0	0	0	\$1,000	\$1,000.00
Mike Podolski	Cut	1	2	0		0	0	0	0	79	80	79.50	+17	0	0	0	0	\$0	\$0.00
Dan Pohl	3rd in 1981	9	36	9		1	1	3	6	67	79	71.47	+13	0	9	17	5	\$107,272	\$11,919.13
D.A. Points	T-10th in 2011	5	18	4		0	0	1	2	67	87	71.94	+19	0	4	7	2	\$351,425	\$70,285.00
Ben Polland	Cut	2	4	0		0	0	0	0	72	76	74.25	+13	0	0	0	0	\$6,000	\$3,000.00
Willie Polumbo	Cut	2	4	0		0	0	0	0	79	80	79.75	+39	0	0	0	0	\$0	\$0.00
Ryan Polzin	Cut in 2013	1	2	0		0	0	0	0	73	77	75.00	+10	0	0	0	0	\$2,500	\$2,500.00
Ewing Pomeroy	63rd in 1958	1	4	1		0	0	0	0	74	82	77.50	+30	0	0	0	0	\$100	\$100.00
Don Pooley	T-5th in 1987	15	56	13		0	1	2	5	68	80	72.52	+81	0	4	11	13	\$119,843	\$7,989.56
Bob Popp	Cut	4	7	0		0	0	0	0	73	82	78.71	+55	0	0	0	0	\$0	\$0.00
Bill Porter	Withdrew	1	1	0		0	0	0	0	86	86	86.00	+14	0	0	0	0	\$000	\$0.00
Joe Porter	29th in 1976	2	8	2		0	0	0	0	70	76	73.13	+25	0	0	0	1	\$1,871	\$935.71
Paul Porter	Cut	1	2	0		0	0	0	0	76	77	76.50	+13	0	0	0	0	\$0	\$0.00
Scott Porter	Cut	1	2	0		0	0	0	0	72	80	76.00	+12	0	0	0	0	\$2,000	\$2,000.00
Bob Post	Cut	1	2	0		0	0	0	0	76	76	76.00	+12	0	0	0	0	\$250	\$250.00
Johnny Pott	T-5th in 1961	11	34	7		0	1	1	3	67	79	73.12	+88	0	2	4	3	\$7,816	\$710.53
Ted Potter, Jr.	T-71st in 2018	2	6	1		0	0	0	0	66	77	72.17	+9	0	2	2	0	\$21,700	\$10,850.00
Ian Poulter	T-3rd in 2012	16	59	13		1	1	2	5	67	79	71.78	+55	0	9	16	14	\$1,000,110	\$62,506.87
Leon Pounders	Cut	1	2	0		0	0	0	0	77	81	79.00	+18	0	0	0	0	\$0	\$0.00
Jimmy Powell	T-33rd in 1975	7	18	2		0	0	0	0	68	78	74.78	+78	0	1	1	0	\$1,548	\$221.14
Mickey Powell	Cut	1	2	0		0	0	0	0	78	78	78.00	+12	0	0	0	0	\$0	\$0.00
Greg Powers	T-26th in 1978	3	10	2		0	0	0	0	70	75	72.50	+21	0	0	2	2	\$5,250	\$1,750.00
George Preisinger	Cut	1	2	0		0	0	0	0	79	84	81.50	+21	0	0	0	0	\$0	\$0.00
Charles Prentice	Cut	1	2	0		0	0	0	0	74	78	76.00	+10	0	0	0	0	\$0	\$0.00
Nick Price	Winner in 1992 & '94	20	72	16		2	5	7	9	65	81	71.46	+19	3	14	28	14	\$1,042,698	\$52,134.92
Phillip Price	T-59th in 2001	5	12	1		0	0	0	0	68	83	74.42	41	0	2	2	2	\$18,650	\$3,730.00
Dicky Pride	T-73rd in 1994	1	4	1		0	0	0	0	69	80	74.25	+17	0	1	1	0	\$2,462	\$2,462.50
Art Proctor	Cut	3	5	0		0	0	0	0	75	77	76.20	+29	0	0	0	0	\$303	\$101.00
Dean Prowse	Cut	1	2	0		0	0	0	0	78	79	78.50	+17	0	0	0	0	\$2,000	\$2,000.00
Corey Prugh	Cut	1	2	0		0	0	0	0	78	85	81.50	+19	0	0	0	0	\$2,500	\$2,500
Dillard Pruitt	T-33rd in 1992	3	12	3		0	0	0	0	69	76	72.67	+16	0	1	2	1	\$12,612	\$4,204.16
Ted Purdy	T-10th in 2005	4	10	1		0	0	1	1	66	76	72.70	+19	0	2	2	1	\$138,550	\$34,637.50
Paul Purtzer	Cut	1	2	0		0	0	0	0	73	76	74.50	+9	0	0	0	0	\$350	\$350.00
Tom Purtzer	T-16th in 1982	16	48	8		0	0	0	3	68	81	73.44	+107	0	4	8	4	\$46,546	\$2,909.14
Andrew Putnam	T-59th in 2018	1	4	1		0	0	0	0	68	72	70.00	+0	0	2	2	0	\$21,317	\$21,316.66
Randy Quick	Cut	1	2	0		0	0	0	0	75	78	76.50	+13	0	0	0	0	\$0	\$0.00
Brett Quigley	T-37th in 2004	6	16	2		0	0	0	0	67	78	72.94	+31	0	3	3	1	\$47,088	\$7,848
Dana Quigley	T-41st in 1980	6	14	1		0	0	0	0	72	80	75.50	+63	0	0	0	0	\$6,700	\$1,116.66

Player	Best Finish	Years	Rds	Cuts Made	Top 3	Top 5	Top 10	Top 25	Low	High	Avg.	To Par	65≤	60s	< Par	Par	\$	\$ per Event
Jeff Quinney	Cut	1	2	0	0	0	0	0	74	78	76.00	+12	0	0	0	0	\$2,500	\$2,500.00
Alvaro Quiros	T-24th in 2009	4	10	1	0	0	0	1	69	83	74.40	+28	0	2	2	0	\$60,612	\$15,153
Sammy Rachels	T-45th in 1990	3	8	1	0	0	0	0	71	76	74.25	+20	0	0	0	1	\$5,900	\$1,966.66
Norman Rack	Cut	1	2	0	0	0	0	0	79	87	83.00	+26	0	0	0	0	\$0	\$0.00
Ronan Rafferty	Cut	1	2	0	0	0	0	0	75	81	78.00	+12	0	0	0	0	\$1,000	\$1,000.00
Jon Rahm	T-4th in 2018	2	8	2	0	1	1	1	66	75	70.00	-4	0	4	5	1	\$511,050	\$255,525.00
Dave Ragan	2nd in 1963	8	30	7	1	1	2	3	67	80	72.70	+73	0	5	7	1	\$12,454	\$1,556.77
Adam Rainaud	Cut	2	4	0	0	0	0	0	74	81	77.50	+24	0	0	0	0	\$6,000	\$3,000.00
Richie Ramsay	Cut	2	4	0	0	0	0	0	67	81	73.75	+11	0	1	1	0	\$5,500	\$2,750.00
Ross Randall	Cut	2	4	0	0	0	0	0	77	83	80.00	+38	0	0	0	0	\$1,650	\$825.00
Jyoti Randhawa	Cut	1	2	0	0	0	0	0	75	77	76.00	+12	0	0	0	0	\$2,500	\$1,250.00
Sam Randolph	Cut	1	2	0	0	0	0	0	73	75	74.00	+6	0	0	0	0	\$1,000	\$1,000.00
Pat Rea	T-64th in 1968	3	7	1	0	0	0	0	73	80	76.00	+40	0	0	0	0	\$615	\$205.00
Chez Reavie	T-12th in 2018	4	16	4	0	0	0	2	66	78	72.00	+20	0	3	5	1	\$307,564	\$76,890.95
Alex Redl	Cut	1	2	0	0	0	0	0	74	81	77.50	+15	0	0	0	0	\$0	\$0.00
Alex Redmond	Cut	1	2	0	0	0	0	0	75	77	76.00	+8	0	0	0	0	\$0	\$0.00
Barry Redmond	Cut	1	2	0	0	0	0	0	75	77	76.00	+12	0	0	0	0	\$1,200	\$1,200.00
Patrick Reed	T-2nd in 2017	5	18	4	1	1	1	2	65	75	70.17	-13	1	7	9	3	\$1,036,407	\$207,281.43
John Reeves	T-80th in 1996	2	6	1	0	0	0	0	68	79	73.83	+13	0	1	2	0	\$4,762	\$2,381.25
Dean Refram	72nd in 1979	5	12	1	0	0	0	0	69	79	75.67	+66	0	1	1	0	\$1,250	\$250.00
Victor Regalado	T-10th in 1984	9	28	5	0	0	1	1	69	80	73.71	+88	0	3	5	4	\$19,127	\$2,125.21
Mike Reid	T-2nd in 1989	14	50	11	1	1	2	3	66	79	73.14	+97	0	5	11	8	\$128,094	\$9,149.55
Steve Reid	T-26th in 1968	3	12	3	0	0	0	0	71	76	73.08	+29	0	0	0	2	\$2,392	\$797.50
Ronnie Reif	Cut	2	4	0	0	0	0	0	77	79	77.50	+30	0	0	0	0	\$0	\$0.00
Kyle Reifers	T-22nd in 2016	1	4	1	0	0	0	1	66	70	69.00	-4	0	1	1	3	\$75,636	\$75,636.36
Bob Reith	Cut	5	10	0	0	0	0	0	72	83	77.40	+70	0	0	0	0	\$0	\$0.00
Ron Reitz	Cut	1	2	0	0	0	0	0	71	88	79.50	+15	0	0	1	0	\$0	\$0.00
Jean-Francois Remesy	T-17th in 2004	2	6	1	0	0	0	1	70	77	72.17	+5	0	0	2	2	\$78,857	\$39,428.57
Jack Renner	T-12th in 1979	8	24	4	0	0	0	1	66	80	73.00	+56	0	2	2	5	\$12,203	\$1,525.37
Johnny Revolta	Cut	1	2	0	0	0	0	0	77	78	77.50	+15	0	0	0	0	\$0	\$0.00
Sam Reynolds	Cut	4	9	1	0	0	0	0	70	83	76.00	+52	0	0	0	1	\$0	\$0.00
Lee Rhind	Cut in 2013	1	2	0	0	0	0	0	81	82	81.50	+23	0	0	0	0	\$2,500	\$2,500.00
Dick Rhyan	T-20th in 1968	5	14	2	0	0	0	2	68	79	73.86	+46	0	1	1	0	\$2,630	\$526.00
Steven Richardson	T-5th in 1991	2	8	2	0	1	1	1	66	78	71.88	+3	0	2	3	2	\$63,688	\$31,843.75
Sonny Ridenhour	Cut	1	2	0	0	0	0	0	74	78	76.00	+12	0	0	0	0	\$0	\$0.00
Skee Riegel	T-40th in 1958	6	19	4	0	0	0	0	71	80	75.26	+88	0	0	0	1	\$770	\$128.33
Pat Rielly	Cut	1	2	0	0	0	0	0	78	82	80.00	+16	0	0	0	0	\$0	\$0.00
Chris Riley	3rd in 2002	6	22	5	1	2	2	2	66	78	71.55	+10	0	5	9	3	\$690,673	\$115,112.29
James Riggins	75th in 1966	4	10	1	0	0	0	0	70	82	77.80	+72	0	0	0	1	\$300	\$75.00
Larry Ringer	71st in 1977	2	6	1	0	0	0	0	74	85	77.83	+39	0	0	0	0	\$838	\$419.04
Larry Rinker	T-59th in 1984	4	10	1	0	0	0	0	69	78	74.20	+28	0	1	1	0	\$3,965	\$991.16
Lee Rinker	T-29th in 1998	7	22	4	0	0	0	0	70	81	73.32	+49	0	0	1	5	\$34,900	\$4,986
Steve Rintoul	Cut	1	2	0	0	0	0	0	67	77	72.00	+2	0	1	1	0	\$1,200	\$1,200.00
Tommy Ritter	Cut	1	2	0	0	0	0	0	73	81	77.00	+14	0	0	0	0	\$0	\$0.00
Loren Roberts	T-5th in 1990	17	58	12	0	1	3	4	67	77	72.02	+51	0	9	17	12	\$420,312	\$24,724.24
Tom Robertson	Cut	1	2	0	0	0	0	0	74	77	75.50	+9	0	0	0	0	\$1,000	\$1,000.00
Bill Robinson	Cut	2	4	0	0	0	0	0	75	83	78.25	+33	0	0	0	0	\$0	\$0.00
Gary Robinson	Cut	5	10	0	0	0	0	0	71	83	77.10	+61	0	0	1	0	\$4,200	\$840.00
Gary Robison	Cut	2	4	0	0	0	0	0	75	79	76.75	+23	0	0	0	0	\$2,400	\$1,200.00
Costantino Rocca	T-17th in 1995	5	16	3	0	0	0	1	68	79	72.31	+25	0	5	6	3	\$37,292	\$7,458.33
Robert Rock	Cut	1	2	0	0	0	0	0	76	86	81.00	+18	0	0	0	0	\$2,500	\$2,500.00
Patrick Rodgers	Cut in 2017	1	2	0	0	0	0	0	77	79	78.00	+14	0	0	0	0	\$3,000	\$3,000.00
Phil Rodgers	T-7th in 1972	9	29	6	0	0	1	1	68	79	74.07	+96	0	2	4	1	\$8,352	\$928.02
Chi-Chi Rodriguez	T-15th in 1969	12	41	9	0	0	0	4	69	83	73.59	+123	0	2	3	2	\$11,633	\$969.44
Melvin Roe	Cut	1	2	0	0	0	0	0	75	79	77.00	+14	0	0	0	0	\$0	\$0.00
Bill Rogers	T-8th in 1980	7	24	5	0	0	1	1	66	81	72.54	+51	0	1	1	2	\$18,112	\$2,587.50
John Rollins	T-24th in 2009	8	22	3	0	0	0	1	68	82	73.27	+52	0	2	2	2	\$104,162	\$13,020
Kevin Roman	Cut	1	2	0	0	0	0	0	81	87	84.00	+24	0	0	0	0	\$2,500	\$2,500.00
Walter Romans	Cut	6	14	2	0	0	0	0	73	83	76.36	+85	0	0	0	0	\$0	\$0.00
Andres Romero	T-7th in 2008	5	14	2	0	0	1	1	65	81	72.86	+32	1	3	4	1	\$260,000	\$52,000.00
Eduardo Romero	T-20th in 1993	12	34	5	0	0	0	1	67	84	73.56	83	0	2	4	5	\$66,250	\$5,520.83
Bob Rosburg	Win in 1959	16	55	12	1	1	2	4	66	82	73.80	+185	0	4	6	3	\$17,720	\$1,107.47
Clarence Rose	T-53rd in 1986 & '89	8	20	2	0	0	0	0	71	81	74.75	+69	0	0	1	2	\$10,530	\$1,316.30
Justin Rose	T-3rd in 2012	16	52	10	1	2	3	8	66	79	71.25	+15	0	18	23	3	\$1,554,221	\$97,138.82
Bob Ross	T-57th in 1962	3	8	1	0	0	0	0	72	79	75.25	+38	0	0	0	0	\$222	\$74.16
Charles Rotar	Cut	2	4	0	0	0	0	0	73	84	78.50	+32	0	0	0	0	\$0	\$0.00
Jeff Roth	Cut	5	10	0	0	0	0	0	69	82	76.50	51	0	1	1	0	\$6,500	\$1,300.00
John Rouse	Cut	1	2	0	0	0	0	0	75	81	78.00	+16	0	0	0	0	\$0	\$0.00
Sonny Rouse	60th in 1960	2	6	1	0	0	0	0	74	82	77.17	+43	0	0	0	0	\$200	\$100.00
Melvin Rowe	Cut	1	2	0	0	0	0	0	76	80	78.00	+14	0	0	0	0	\$0	\$0.00
Hugh Royer	T-48th in 1970	3	10	2	0	0	0	0	71	79	74.70	+39	0	0	1	0	\$678	\$226.00
Ed Rubis	T-66th in 1966	4	10	2	0	0	0	0	72	88	76.70	+64	0	0	0	0	\$300	\$75.00
Jim Rudolph	Cut	2	4	0	0	0	0	0	76	88	81.50	+44	0	0	0	0	\$0	\$0.00
Mason Rudolph	T-3rd in 1973	14	54	13	1	2	3	8	66	81	72.54	+107	0	8	10	7	\$31,135	\$2,223.91
Micah Rudosky	Cut	1	2	0	0	0	0	0	76	83	79.50	+19	0	0	0	0	\$2,500	\$2,500.00
John Ruedi	Cut	2	4	0	0	0	0	0	75	82	79.25	+33	0	0	0	0	\$0	\$0.00
Jack Rule	T-39th in 1964	2	6	1	0	0	0	0	71	78	73.67	+22	0	0	0	0	\$526	\$263.25
Brett Rumford	Cut in 2013	1	2	0	0	0	0	0	70	77	73.50	+7	0	0	0	1	\$2,500	\$2,500.00
Dave Rummells	5th in 1989	5	16	3	0	1	2	2	64	79	72.50	+14	1	5	5	1	\$86,200	\$17,240.00
Paul Runyan	Cut	4	6	0	0	0	0	0	74	88	82.00	+69	0	0	0	0	\$0	\$0.00
Paul Ryiz	Cut	1	2	0	0	0	0	0	84	84	84.00	+24	0	0	0	0	\$1,000	\$1,000.00

Player	Best Finish	Years	Rds	Cuts	Made	Top 3	Top 5	Top 10	Top 25	Low	High	Avg.	To Par	65≤	60s	< Par	Par	\$	\$ per Event
Rory Sabbatini	T-39th in 2008	15	42	6		0	0	0	0	67	82	74.43	+144	0	3	7	2	\$113,150	\$7,543.33
Ed Sabo	Cut	2	4	0		0	0	0	0	72	78	76.25	+19	0	0	0	1	\$3,200	\$1,600.00
Gus Salerno	T-59th in 1958	2	6	1		0	0	0	0	74	79	76.50	+39	0	0	0	0	\$100	\$50.00
Gene Samborsky	Cut	1	2	0		0	0	0	0	76	79	77.50	+11	0	0	0	0	\$250	\$250.00
Mike San Filippo	Cut	6	12	0		0	0	0	0	71	85	78.67	+86	0	0	0	1	\$6,200	\$1,033.33
Jarmo Sandelin	T-24th in 2000	2	6	1		0	0	0	1	68	77	71.83	-1	0	2	2	2	\$42,750	\$21,375.00
Bill Sander	Cut	1	2	0		0	0	0	0	75	80	77.50	+11	0	0	0	0	\$1,000	\$1,000.00
Doug Sanders	T-2nd in 1959	14	52	12		3	3	6	9	66	79	72.00	+82	0	12	14	4	\$31,501	\$2,250.03
Harold Sanderson	Cut	1	2	0		0	0	0	0	81	85	83.00	+26	0	0	0	0	\$0	\$0.00
Tom Sanderson	Cut	1	2	0		0	0	0	0	79	82	80.50	+21	0	0	0	0	\$0	\$0.00
Cesar Sanudo	T-46th in 1971	1	4	1		0	0	0	0	72	77	73.75	+7	0	0	0	1	\$348	\$348.00
Gene Sarazen	Cut	4	7	0		0	0	0	0	73	81	77.43	+48	0	0	0	0	\$0	\$0.00
Steve Satterstrom	Cut	1	2	0		0	0	0	0	76	79	77.50	+13	0	0	0	0	\$303	\$303.00
Gene Sauers	T-2nd in 1992	10	34	7		1	1	1	3	67	81	72.50	+39	0	9	14	2	\$140,105	\$14,010.50
Reggie Sauger	Cut	2	4	0		0	0	0	0	78	85	82.00	+48	0	0	0	0	\$0	\$0.00
Steve Savel	Cut	1	2	0		0	0	0	0	83	84	83.50	+27	0	0	0	0	\$0	\$0.00
Paul Scaletta	Cut	1	2	0		0	0	0	0	75	87	81.00	+18	0	0	0	0	\$2,500	\$2,500.00
Chuck Scally	71st in 1972	6	15	1		0	0	0	0	73	84	77.27	+103	0	0	0	0	\$833	\$138.83
Ken Schall	Cut	7	14	0		0	0	0	0	74	81	76.71	+78	0	0	0	0	\$10,550	\$1,507.14
Herman Scharlau	T-63rd in 1963	5	13	2		0	0	0	0	70	79	75.85	+70	0	0	0	1	\$230	\$46.00
Xander Schauffele	T-35th in 2018	2	6	1		0	0	0	0	67	81	71.83	+9	0	2	2	1	\$51,429	\$25,714.28
Tom Scherrer	WD in 2000	1	1	0		0	0	0	0	77	77	77.00	+5	0	0	0	0	\$2,000	\$2,000.00
Brad Schiefelbein	Cut	1	2	0		0	0	0	0	77	79	78.00	+12	0	0	0	0	\$0	\$0.00
John Schlee	T-4th in 1976	7	28	7		0	1	2	3	67	77	72.61	+53	0	4	5	4	\$20,105	\$2,872.12
Ted Schleichter	Cut	1	2	0		0	0	0	0	77	78	77.50	+15	0	0	0	0	\$0	\$0.00
Mike Schlueter	Cut	4	8	0		0	0	0	0	71	82	76.25	+44	0	0	0	0	\$1,750	\$437.50
Phil Schmitt	Cut	1	2	0		0	0	0	0	68	79	73.50	+7	0	1	1	0	\$2,500	\$2,500.00
Jason Schmuhl	Cut	2	4	0		0	0	0	0	73	82	75.75	+19	0	0	0	0	\$5,600	\$2,800.00
Ernie Schneider	Cut	2	4	0		0	0	0	0	75	80	77.25	+29	0	0	0	0	\$0	\$0.00
George Schneider	Cut	6	14	2		0	0	0	0	73	81	76.50	+85	0	0	0	0	\$0	\$0.00
Steve Schneider	T-40th in 2005	12	26	1		0	0	0	0	70	86	75.54	+118	0	0	0	2	\$44,900	\$3,741.67
Curt Schnell	Cut	1	2	0		0	0	0	0	82	84	83.00	+22	0	0	0	0	\$1,000	\$1,000.00
Ollie Schniederjans	T-59th in 2018	1	4	1		0	0	0	0	67	72	70.00	+0	0	1	1	1	\$21,317	\$21,316.66
Emil Schodeller	Cut	1	2	0		0	0	0	0	78	82	80.00	+20	0	0	0	0	\$0	\$0.00
Robert Schoener	T-70th in 1968	2	6	1		0	0	0	0	70	79	76.50	+37	0	0	0	1	\$365	\$182.50
John Schroeder	T-12th in 1978	6	20	4		0	0	0	4	68	79	72.85	+37	0	3	5	2	\$13,400	\$2,233.41
Mike Schuchart	Cut	4	8	0		0	0	0	0	74	84	78.88	61	0	0	0	0	\$6,200	\$1,550.00
Rick Schuller	T-44th in 2001	3	8	1		0	0	0	0	68	80	74.25	+34	0	1	1	1	\$19,250	\$6,416.67
Alan Schulte	Cut	2	4	0		0	0	0	0	75	77	75.75	+15	0	0	0	0	\$4,250	\$2,125.00
Gerald Schultheis	Cut	1	2	0		0	0	0	0	73	78	75.50	+11	0	0	0	0	\$0	\$0.00
Ted Schulz	T-69th in 1992	4	10	1		0	0	0	0	71	78	74.40	+28	0	0	0	2	\$5,488	\$1,371.87
Bill Schumaker	Cut	3	6	0		0	0	0	0	74	82	76.67	+32	0	0	0	0	\$2,250	\$750.00
Jim Schuman	Cut	1	2	0		0	0	0	0	71	79	75.00	+10	0	0	0	0	\$1,500	\$1,500.00
Pat Schwab	T-47th in 1962	8	24	4		0	0	0	0	71	81	75.25	+108	0	0	0	0	\$1,449	\$181.17
Charl Schwartzel	T-12th in 2011	13	46	10		0	0	0	3	63	77	71.59	+29	1	11	15	6	\$534,645	\$41,126.50
Shubhankar Sharma	Cut in 2018	1	2	0		0	0	0	0	69	74	71.50	+3	0	1	1	0	\$3,100	\$3,100.00
Cary Sciorra	Cut	1	2	0		0	0	0	0	76	82	79.00	+18	0	0	0	0	\$2,000	\$2,000.00
Emil Scodeller	Cut	2	4	0		0	0	0	0	74	83	78.75	+33	0	0	0	0	\$0	\$0.00
Paul Scodeller	Cut	1	2	0		0	0	0	0	74	83	78.50	+15	0	0	0	0	\$0	\$0.00
Adam Scott	3rd in 2006 & '18	18	64	14		2	3	5	11	65	82	71.03	+10	3	22	29	11	\$2,504,391	\$139,132.85
Jimmy Scott	Cut	2	4	0		0	0	0	0	76	81	78.50	+34	0	0	0	0	\$0	\$0.00
Don Sechrest	Cut	1	2	0		0	0	0	0	75	76	75.50	+11	0	0	0	0	\$0	\$0.00
Jim Seeley	Cut	1	2	0		0	0	0	0	70	82	76.00	+12	0	0	0	1	\$0	\$0.00
Paul Segerlund	Cut	1	2	0		0	0	0	0	72	81	76.50	+13	0	0	0	0	\$0	\$0.00
Matt Seitz	Cut	1	2	0		0	0	0	0	81	83	82.00	+24	0	0	0	0	\$2,500	\$2,500.00
Jack Sellman	T-13th in 1963	2	6	1		0	0	0	1	68	81	74.00	+20	0	1	2	0	\$1,550	\$775.00
Jack Seltzer	Cut	5	10	0		0	0	0	0	71	82	76.40	+52	0	0	0	1	\$4,500	\$900.00
John Senden	T-4th in 2007	11	34	6		0	1	1	3	68	77	72.00	+42	0	7	10	5	\$605,539	\$55,049.03
Peter Senior	T-44th in 1995	8	28	6		0	0	0	0	68	81	72.96	+51	0	4	6	4	\$22,140	\$2,767.50
John Serafin	Cut	1	2	0		0	0	0	0	78	79	78.50	+17	0	0	0	0	\$0	\$0.00
Craig Shankland	Cut	4	8	0		0	0	0	0	75	80	78.13	+59	0	0	0	0	\$0	\$0.00
Tommy Sharp	Cut in 2016	1	2	0		0	0	0	0	73	77	75.00	+10	0	0	0	0	\$3,000	\$3,000.00
Bob Shave	T-49th in 1966	1	4	1		0	0	0	0	71	78	74.50	+18	0	0	0	0	\$436	\$436.12
Bob Shaw	T-20th in 1972	1	4	1		0	0	0	1	72	74	72.50	+10	0	0	0	0	\$2,385	\$2,385.00
Tom Shaw	T-21st in 1969	5	16	3		0	0	0	1	69	82	73.69	+51	0	3	3	0	\$3,118	\$623.57
Bob Shearer	T-26th in 1978	3	9	2		0	0	0	0	67	79	73.00	+19	0	1	1	1	\$5,088	\$1,695.83
Butch Sheehan	Cut	1	2	0		0	0	0	0	74	82	78.00	+16	0	0	0	0	\$2,500	\$2,500.00
Patrick Sheehan	T-40th in 2005	2	8	2		0	0	0	0	70	75	72.00	+8	0	0	2	0	\$36,960	\$18,480.00
Mark Sheftic	Cut	3	6	0		0	0	0	0	75	82	78.00	+40	0	0	0	0	\$7,500	\$2,500.00
Jim Shelton	Cut	1	2	0		0	0	0	0	74	78	76.00	+12	0	0	0	0	\$0	\$0.00
Charles Sheppard	Cut	2	4	0		0	0	0	0	76	78	77.00	+28	0	0	0	0	\$0	\$0.00
Brad Sherfy	Cut	4	8	0		0	0	0	0	74	82	77.38	+49	0	0	0	0	\$5,400	\$1,350.00
Gene Shields	Cut	1	2	0		0	0	0	0	74	80	77.00	+12	0	0	0	0	\$0	\$0.00
Robert Shields	Cut	2	4	0		0	0	0	0	74	80	77.25	+27	0	0	0	0	\$0	\$0.00
Don Shock	Cut	3	7	1		0	0	0	0	70	84	77.43	+52	0	0	0	1	\$0	\$0.00
Dick Shoemaker	T-29th in 1958	2	8	2		0	0	0	0	70	79	74.63	+37	0	0	0	1	\$535	\$267.50
Wes Short, Jr.	Cut	1	2	0		0	0	0	0	72	74	73.00	+2	0	0	0	1	\$2,250	\$2,250.00
George Shortridge	Cut	5	10	0		0	0	0	0	74	81	77.30	+71	0	0	0	0	\$850	\$170.00
Denny Shute	T-44th in 1959	11	25	2		0	0	0	0	70	91	79.28	+224	0	0	0	1	\$200	\$18.18
Tom Sieckmann	T-52nd in 1991	2	6	1		0	0	0	0	68	76	73.17	+9	0	1	1	0	\$3,725	\$1,862.50
Marcel Siem	T-36th in 2012	3	10	2		0	0	0	0	70	75	72.30	+7	0	0	3	1	\$63,000	\$21,000.00

Player	Best Finish	Years	Rds	Cuts	Made	Top 3	Top 5	Top 10	Top 25	Low	High	Avg.	To Par	65≤	60s	< Par	Par	\$	\$ per Event
Charles Sifford	T-33rd in 1965	6	18	3		0	0	0	0	71	85	75.78	+94	0	0	0	1	\$2,374	\$395.66
Dan Sikes	T-3rd in 1967	11	44	11		1	1	3	7	68	77	72.23	+66	0	4	7	7	\$32,750	\$2,977.24
R.H. Sikes	T-13th in 1965	6	20	4		0	0	0	2	71	79	73.55	+51	0	0	2	5	\$6,318	\$1,053.00
Tony Sills	T-16th in 1986	4	12	2		0	0	0	1	69	81	74.08	+31	0	1	1	1	\$12,100	\$3,025.00
Art Silvestrome	Cut	3	6	0		0	0	0	0	74	83	77.50	+41	0	0	0	0	\$550	\$183.33
Michael Sim	T-51st in 2009	2	6	1		0	0	0	0	70	76	73.50	+9	0	0	2	0	\$18,760	\$9,380
Jim Simons	T-5th in 1982	9	28	5		0	1	1	2	67	77	72.82	+61	0	6	6	1	\$23,874	\$2,652.63
Scott Simpson	T-6th in 1984 & '93	17	56	11		0	0	3	4	64	81	72.50	+78	1	7	14	7	\$110,594	\$6,505.53
Tim Simpson	T-8th in 1990	11	32	5		0	0	1	2	69	81	73.28	+59	0	1	8	2	\$56,704	\$5,154.95
Webb Simpson	T-13th in 2016	8	26	5		0	0	0	3	64	79	71.15	+12	1	9	12	3	\$421,775	\$52,721.88
Alex Sinclair	Cut	5	12	2		0	0	0	0	74	85	77.92	+93	0	0	0	0	\$0	\$0.00
Joey Sindelar	T-10th in 1997	16	52	10		0	0	1	2	67	80	73.04	+85	0	3	10	7	\$156,323	\$9,770.24
Jeev M. Singh	T-9th in 2008	4	12	2		0	0	1	1	68	83	74.42	+41	0	1	1	1	\$195,775	\$48,943
Vijay Singh	Winner in 1998 & 2004	27	92	19		2	4	6	8	63	79	71.70	+66	1	24	35	12	\$2,542,648	\$94,172.14
Patrik Sjoland	Cut in 1998 & '99	2	4	0		0	0	0	0	74	79	77.00	+24	0	0	0	0	\$3,250	\$1,625.00
T.R. Sleichter	T-63rd in 1965	4	10	1		0	0	0	0	71	79	76.70	+61	0	0	0	1	\$300	\$75.00
Heath Slocum	22nd in 2002	8	26	5		0	0	0	2	67	80	72.27	+31	0	4	6	4	\$208,604	\$26,075.52
Jack Slocum	Cut	1	2	0		0	0	0	0	79	83	81.00	+18	0	0	0	0	\$1,000	\$1,000.00
Jeff Sluman	Win in 1988	22	76	16		1	1	2	7	65	79	72.28	+77	1	13	21	13	\$410,904	\$18,677.46
Sonny Skinner	Cut	3	6	0		0	0	0	0	73	80	76.67	+36	0	0	0	0	\$7,500	\$2,500.00
Tom Smack	Cut	1	2	0		0	0	0	0	77	80	78.50	+17	0	0	0	0	\$0	\$0.00
David Smail	T-67th in 2009	1	4	1		0	0	0	0	73	76	74.75	+11	0	0	0	0	\$14,050	\$14,050
Mike Small	T-69th in 2007 & '11	10	26	3		0	0	0	0	68	80	75.12	+111	0	1	1	3	\$57,200	\$5,720.00
Al Smith	Cut	1	2	0		0	0	0	0	78	82	80.00	+20	0	0	0	0	\$0	\$0.00
Bob-E Smith	T-20th in 1971	7	23	5		0	0	0	2	69	79	73.57	+64	0	1	3	1	\$6,584	\$940.55
Bob-L Smith	Cut	1	2	0		0	0	0	0	73	82	77.50	+13	0	0	0	0	\$1,000	\$1,000.00
Bruce Smith	Cut	2	4	0		0	0	0	0	75	81	77.50	+22	0	0	0	0	\$4,500	\$2,250
Cameron Smith	T-25th in 2015	3	10	2		0	0	0	1	66	82	71.90	+9	0	3	5	0	\$100,167	\$33,388.89
Charles Smith	Cut	1	3	1		0	0	0	0	74	81	76.67	+20	0	0	0	0	\$0	\$0.00
Chris Smith	T-29th in 2001	2	8	2		0	0	0	0	68	78	72.11	+9	0	2	2	1	\$41,180	\$20,590.18
David-G Smith	Cut	4	7	0		0	0	0	0	76	85	79.86	+65	0	0	0	0	\$500	\$125.00
Dick Smith	Cut	5	10	0		0	0	0	0	72	82	77.50	+69	0	0	0	0	\$953	\$190.60
George Smith	Cut	1	2	0		0	0	0	0	73	79	76.00	+12	0	0	0	0	\$0	\$0.00
Jerry Smith	Cut in 2014	1	2	0		0	0	0	0	78	80	79.00	+16	0	0	0	0	\$3,000	\$3,000.00
Jordan L. Smith	T-9th in 2017	2	6	1		0	0	1	1	68	75	70.83	+1	0	2	4	0	\$253,100	\$126,550.00
Mike Smith	76th in 1985	1	4	1		0	0	0	0	71	83	76.25	+21	0	0	0	1	\$1,500	\$1,500.00
Robert Smith	Cut	1	2	0		0	0	0	0	76	79	77.50	+15	0	0	0	0	\$0	\$0.00
Steve Smith	Cut	1	2	0		0	0	0	0	79	84	81.50	+21	0	0	0	0	\$303	\$303.00
Stuart L. Smith	Cut	2	4	0		0	0	0	0	72	81	76.50	+26	0	0	0	0	\$5,000	\$2,500.00
Tal Smith	Cut	1	2	0		0	0	0	0	76	78	77.00	+14	0	0	0	0	\$0	\$0.00
Taylor Smith	T-53rd in 1997	1	4	1		0	0	0	0	71	74	72.50	+10	0	0	0	0	\$5,280	\$5,280.00
Todd-M. Smith	T-66th in 1994	5	14	2		0	0	0	0	69	79	74.50	+53	0	1	2	0	\$9,550	\$1,910.00
Wes Smith	Cut	1	2	0		0	0	0	0	72	78	75.00	+10	0	0	0	0	\$1,200	\$1,200.00
Steve Smitha	Cut	1	2	0		0	0	0	0	74	83	78.50	+17	0	0	0	0	\$1,200	\$1,200.00
Brian Smock	Cut	2	3	0		0	0	0	0	71	79	75.67	+16	0	0	0	0	\$3,100	\$1,550.00
Ronald Smoak	T-73rd in 1979	1	4	1		0	0	0	0	72	79	75.75	+23	0	0	0	0	\$500	\$500.00
J.C. Snead	T-3rd in 1973	15	48	9		1	1	1	6	67	81	73.33	+130	0	4	6	8	\$35,695	\$2,379.68
Sam Snead	T-3rd in 1958, '60 & '74	21	74	17		3	4	8	10	67	82	72.26	+135	0	10	15	11	\$54,698	\$2,604.66
Brandt Snedeker	T-12th in 2015	11	38	8		0	0	0	4	66	78	71.32	+22	0	11	14	4	\$619,315	\$56,301.33
Ed Sneed	T-28th in 1979	11	42	10		0	0	0	0	67	80	73.71	+136	0	2	3	3	\$10,013	\$910.27
Ansel Snow	Cut	1	2	0		0	0	0	0	74	76	75.00	+10	0	0	0	0	\$0	\$0.00
Brent Snyder	Cut in 2015	1	2	0		0	0	0	0	76	79	77.50	+11	0	0	0	0	\$3,000	\$3,000.00
Jim Sobbo	Cut	3	6	0		0	0	0	0	72	83	77.50	+37	0	0	0	0	\$3,200	\$1,066.66
Jeff Sorenson	Cut	2	4	0		0	0	0	0	73	83	76.50	+26	0	0	0	0	\$5,000	\$2,500.00
Jack Sommers	Cut	3	6	0		0	0	0	0	74	79	76.67	+38	0	0	0	0	\$2,000	\$666.66
Young-han Song	T-56th in 2016	2	6	1		0	0	0	0	68	80	72.83	+15	0	2	2	0	\$25,250	\$12,625.00
Mike Souchak	T-5th in 1959	13	48	11		0	1	2	7	67	79	72.60	+105	0	5	9	1	\$13,613	\$1,047.18
Bob Sowards	Cut	10	20	0		0	0	0	0	69	82	76.15	+109	0	1	1	0	\$23,900	\$2,390.00
J.J. Spaun	T-35th in 2018	1	4	1		0	0	0	0	67	72	69.00	-4	0	3	3	0	\$48,429	\$48,428.57
Don Spears	T-52nd in 1964	1	4	1		0	0	0	0	71	76	73.00	+12	0	0	0	0	\$319	\$318.75
James Speer	Cut	1	2	0		0	0	0	0	87	88	87.50	+33	0	0	0	0	\$0	\$0.00
Josh Speight	Cut in 2016	1	2	0		0	0	0	0	71	77	74.00	+8	0	0	0	0	\$3,000	\$3,000.00
Bob Spence	Cut	2	4	0		0	0	0	0	74	78	76.50	+24	0	0	0	0	\$0	\$0.00
Scott Spence	Cut	2	4	0		0	0	0	0	74	80	78.00	+28	0	0	0	0	\$3,750	\$1,875.00
John Spencer	Cut	1	2	0		0	0	0	0	74	79	76.50	+13	0	0	0	0	\$0	\$0.00
Dave Spengler	Cut	1	2	0		0	0	0	0	80	81	80.50	+21	0	0	0	0	\$2,000	\$2,000.00
Wynsol Spencer	Cut	1	2	0		0	0	0	0	70	83	76.50	+11	0	0	1	0	\$0	\$0.00
Jordan Spieth	2nd in 2015	6	20	4		1	1	1	3	65	77	69.95	-15	1	9	11	3	\$1,509,847	\$251,641.19
Bill Sporre	T-37th in 1968	2	6	1		0	0	0	0	70	81	75.17	+27	0	0	0	1	\$686	\$343.12
Steve Spray	T-78 in 1971	6	14	1		0	0	0	0	73	82	76.14	+72	0	0	0	0	\$2,411	\$401.83
Marshall Springer	61st in 1961	1	4	1		0	0	0	0	71	80	75.50	+22	0	0	0	0	\$225	\$225.00
Mike Springer	T-55th in 1994	3	8	1		0	0	0	0	66	77	72.25	+14	0	2	3	0	\$5,558	\$1,852.77
W.A. Stackhouse	Cut	1	2	0		0	0	0	0	77	77	77.00	+14	0	0	0	0	\$0	\$0.00
Craig Stadler	6th in 1978	23	82	18		0	0	4	9	64	81	72.21	+95	1	16	21	10	\$237,470	\$10,324.78
Kevin Stadler	T-64th in 2014	3	8	1		0	0	0	0	70	74	72.50	+12	0	0	1	2	\$23,950	\$7,983.33
Tom Stafaci	Cut	1	2	0		0	0	0	0	76	77	76.50	+13	0	0	0	0	\$0	\$0.00
Roland Stafford	71st in 1967	5	14	2		0	0	0	0	74	83	76.57	+76	0	0	0	0	\$600	\$120.00
Tim Stafford	Cut	1	2	0		0	0	0	0	75	77	76.00	+10	0	0	0	0	\$1,200	\$1,200.00
Scott Stallings	T-55th in 2013	4	10	1		0	0	0	0	70	79	73.50	+29	0	0	0	3	\$24,900	\$6,225.00
James Stamps	T-55th in 1967	4	12	2		0	0	0	0	72	79	75.17	+52	0	0	0	0	\$612	\$152.87
Mike Standly	T-61st in 1993	2	6	1		0	0	0	0	68	78	73.50	+17	0	1	1	1	\$4,100	\$2,050.00

Player	Best Finish	Years	Rds	Cuts Made	Top 3	Top 5	Top 10	Top 25	Low	High	Avg.	To Par	65≤	60s	< Par	Par	\$	\$ per Event
Paul Stankowski	T-41st in 2000	6	20	4	0	0	0	0	67	79	72.70	+36	0	3	5	3	\$39,350	\$6,558.33
Kyle Stanley	Cut	4	8	0	0	0	0	0	68	80	75.25	+36	0	1	1	0	\$11,100	\$2,775.00
Bob Stanton	T-22nd in 1970	4	14	3	0	0	0	1	71	78	73.57	+42	0	0	0	1	\$2,879	\$719.81
Chris Starkjohann	Cut	3	6	0	0	0	0	0	71	79	75.67	+28	0	0	0	1	\$5,700	\$1,900
Al Starr	Cut	1	2	0	0	0	0	0	80	86	83.00	+24	0	0	0	0	\$0	\$0.00
Larry Startzel	Cut	2	4	0	0	0	0	0	75	81	78.00	+28	0	0	0	0	\$600	\$300.00
William Staskewicz	Cut	1	2	0	0	0	0	0	82	82	82.00	+24	0	0	0	0	\$0	\$0.00
Stan Staszowski	Cut	3	6	0	0	0	0	0	74	86	79.00	+52	0	0	0	0	\$0	\$0.00
Kent Stauffer	Cut	3	6	0	0	0	0	0	74	87	78.50	+23	0	0	0	0	\$4,500	\$1,500.00
Ken Stear	Cut	1	2	0	0	0	0	0	75	78	76.50	+13	0	0	0	0	\$0	\$0.00
Brendan Steele	T-12th in 2015	6	18	3	0	0	0	2	66	77	70.94	+3	0	7	9	1	\$296,564	\$49,427.38
Jerry Steelsmith	T-48th in 1970	4	13	3	0	0	0	0	72	79	74.85	+59	0	0	0	0	\$1,113	\$278.25
Shawn Stefani	68th in 2014	2	6	1	0	0	0	0	68	75	72.83	+9	0	1	1	0	\$21,400	\$10,700.00
Doug Steffen	Cut	1	2	0	0	0	0	0	78	81	79.50	+15	0	0	0	0	\$1,000	\$1,000.00
Scott Steger	Cut	1	2	0	0	0	0	0	74	81	77.50	+15	0	0	0	0	\$1,200	\$1,200.00
Al Stein	Cut	1	2	0	0	0	0	0	82	86	84.00	+28	0	0	0	0	\$0	\$0.00
Rich Steinmetz	Cut	2	4	0	0	0	0	0	75	81	78.25	+29	0	0	0	0	\$4,500	\$2,250
Ron Stelten	Cut	3	6	0	0	0	0	0	77	86	80.00	+52	0	0	0	0	\$5,250	\$1,750.00
Craig Stevens	Cut	3	6	0	0	0	0	0	73	82	76.50	+35	0	0	0	0	\$6,500	\$2,166.67
Henrik Stenson	3rd in 2013 & '14	12	42	9	2	3	5	8	66	80	70.57	-12	0	16	22	4	\$2,354,196	\$196,182.99
Richard Sterne	T-28th in 2017	5	13	2	0	0	0	0	69	76	71.85	+12	0	1	4	2	\$114,120	\$22,824.00
Earl Stewart	T-26th in 1967	3	10	2	0	0	0	0	70	77	73.30	+19	0	0	3	2	\$1,709	\$569.52
Payne Stewart	Winner in 1989	18	64	14	1	2	4	8	66	80	72.13	+58	0	10	23	6	\$399,574	\$22,198.54
Ray Stewart	T-26th in 1990	1	4	1	0	0	0	0	73	75	74.00	+8	0	0	0	0	\$8,650	\$8,650.00
Wheeler Stewart	Cut	3	6	0	0	0	0	0	76	80	77.33	+34	0	0	0	0	\$3,000	\$1,000.00
Ken Still	T-38th in 1967	6	20	4	0	0	0	0	71	78	74.70	+72	0	0	1	1	\$2,034	\$339.08
Andre Stolz	Cut	1	2	0	0	0	0	0	75	83	79.00	+18	0	0	0	0	\$2,000	\$2,000.00
Dave Stockton	Win in 1970 & '76	24	82	17	2	2	2	5	66	81	72.99	+175	0	10	14	10	\$117,633	\$4,901.37
Waddy Stokes	Cut	1	2	0	0	0	0	0	71	78	74.50	+9	0	0	0	0	\$350	\$350.00
Brandon Stone	T-12th in 2018	3	8	1	0	0	0	1	66	80	72.63	+19	0	3	3	1	\$193,747	\$64,582.38
John Stone	Cut	1	2	0	0	0	0	0	75	75	75.00	+10	0	0	0	0	\$1,300	\$1,300.00
Robert Stone	T-44th in 1967	4	16	4	0	0	0	0	71	79	74.06	+49	0	0	0	1	\$1,714	\$428.60
Tom Strafaci	Cut	1	3	1	0	0	0	0	75	80	77.00	+21	0	0	0	0	\$0	\$0.00
Graeme Storm	T-62nd in 2007	1	4	1	0	0	0	0	65	78	73.25	+13	1	1	1	0	\$13,650	\$13,650.00
Dick Stranahan	T-35th in 1959	6	16	2	0	0	0	0	70	83	76.19	+95	0	0	0	1	\$400	\$66.66
Frank Stranahan	T-17th in 1962	7	24	5	0	0	0	1	69	79	74.13	+95	0	2	2	1	\$1,912	\$273.09
Curtis Strange	T-2nd in 1989	23	69	12	1	2	3	6	66	85	73.04	-11	0	11	17	6	\$220,743	\$9,597.52
Scott Strange	Cut	1	2	0	0	0	0	0	73	78	75.50	+11	0	0	0	0	\$2,500	\$2,500.00
Austin Straub	T-65th in 1979	1	4	1	0	0	0	0	70	79	73.50	+14	0	0	0	1	\$515	\$515.00
Robert Streb	T-7th in 2016	3	12	3	0	0	2	3	63	74	69.50	-18	1	5	8	1	\$625,167	\$208,388.89
Ron Streck	4th in 1979	7	26	6	0	1	1	2	68	82	73.00	+66	0	5	6	2	\$29,291	\$4,184.42
Kevin Streelman	T-12th in 2013	7	20	3	0	0	0	1	66	82	72.30	+32	0	2	4	4	\$182,636	\$26,090.82
Don Street	Cut	1	2	0	0	0	0	0	77	82	79.50	+19	0	0	0	0	\$0	\$0.00
Steve Stricker	2nd in 1998	20	70	15	1	1	4	9	63	80	71.11	+10	3	24	31	12	\$1,614,367	\$80,718.36
Chris Stroud	T-9th in 2017	5	16	3	0	0	1	1	66	81	71.81	+17	0	4	5	3	\$294,050	\$58,810.00
Lenny Stroup	Cut	1	2	0	0	0	0	0	79	82	80.50	+21	0	0	0	0	\$0	\$0.00
Sven Struver	Cut in 1999	1	2	0	0	0	0	0	71	76	73.50	+3	0	0	1	0	\$1,750	\$1,750.00
Brian Stuard	T-79th in 2016	2	6	1	0	0	0	0	70	75	71.67	+8	0	0	0	4	\$19,900	\$9,950.00
Glenn Stuart	Cut	7	15	1	0	0	0	0	71	82	77.40	+103	0	0	0	0	\$0	\$0.00
Art Stuhler	Cut	1	2	0	0	0	0	0	80	87	83.50	+27	0	0	0	0	\$0	\$0.00
Hank Stukart	Cut	2	4	0	0	0	0	0	81	83	81.75	+45	0	0	0	0	\$250	\$125.00
Grant Sturgeon	T-76th in 2009	2	6	1	0	0	0	0	71	80	75.50	+21	0	0	1	0	\$16,300	\$8,150.00
Bob Stuppel	Cut	1	2	0	0	0	0	0	76	81	78.50	+17	0	0	0	0	\$0	\$0.00
Andy Sullivan	T-49th in 2016	4	10	1	0	0	0	0	67	78	72.50	+19	0	3	3	1	\$34,100	\$8,525.00
Buddy Sullivan	T-51st in 1960	5	12	1	0	0	0	0	73	82	76.75	+79	0	0	0	0	\$200	\$40.00
Chip Sullivan	T-31st in 2004	6	14	1	0	0	0	0	71	84	76.14	+70	0	0	2	2	\$46,000	\$7,666.67
Mike Sullivan	T-12th in 1989	11	38	8	0	0	0	1	66	82	73.24	+81	0	3	5	4	\$37,849	\$3,440.81
Vince Sullivan	T-49th in 1965	1	4	1	0	0	0	0	72	79	74.50	+14	0	0	0	0	\$467	\$466.67
Bruce Summerhays	77th in 1981	4	10	1	0	0	0	0	73	84	77.40	+68	0	0	0	0	\$1,653	\$413.25
Daniel Summerhays	3rd in 2016	3	12	3	1	1	1	1	66	77	70.50	-2	0	5	7	1	\$753,950	\$251,316.67
Joseph Summerhays	Cut in 2016	1	2	0	0	0	0	0	73	76	74.50	+9	0	0	0	0	\$3,000	\$3,000.00
Julian Suri	T-19th in 2018	1	4	1	0	0	0	1	66	70	68.25	-7	0	3	3	1	\$113,125	\$113,125.00
David Sutherland	70th in 1998	1	4	1	0	0	0	0	68	77	73.75	+15	0	1	1	0	\$5,550	\$5,550.00
Kevin Sutherland	T-9th in 2007	13	42	8	0	0	1	2	68	78	73.10	+98	0	3	4	5	\$348,936	\$26,841
Hal Sutton	Winner in 1983	24	82	17	1	1	3	4	64	81	72.76	+138	2	14	20	7	\$298,861	\$12,452.54
John Suveges	Cut	2	4	0	0	0	0	0	75	81	78.50	+32	0	0	0	0	\$0	\$0.00
Hudson Swafford	Cut in 2017	1	2	0	0	0	0	0	72	77	74.50	+7	0	0	0	0	\$3,000	\$3,000.00
Tim Sweborg	Cut	1	2	0	0	0	0	0	81	85	83.00	+26	0	0	0	0	\$0	\$0.00
Robert Swift	Cut	1	2	0	0	0	0	0	78	79	78.50	+17	0	0	0	0	\$0	\$0.00
Milan Swilor	Cut in 1991 & '99	2	4	0	0	0	0	0	77	78	78.75	+27	0	0	0	0	\$2,750	\$1,375.00
Tom Talkington	T-33rd in 1958	2	6	1	0	0	0	0	73	77	74.83	+29	0	0	0	0	\$220	\$110.00
Hidemichi Tanaka	T-55th in 2004	4	12	2	0	0	0	0	71	80	75.00	40	0	0	2	2	\$25,900	\$6,475.00
Hidetoshi Tanihara	T-33rd in 2016	4	14	3	0	0	0	0	66	78	72.14	+16	0	2	4	1	\$82,509	\$20,627.22
Toru Taniguchi	T-68th in 2012	7	16	1	0	0	0	0	72	82	76.06	+85	0	0	0	1	\$28,150	\$4,021
Alan Tapie	T-20th in 1980	3	10	2	0	0	0	2	65	77	72.80	+26	1	2	2	1	\$6,653	\$2,217.66
Phil Tataurangi	T-61st in 2003	1	4	1	0	0	0	0	71	78	74.50	+18	0	0	0	0	\$12,000	\$12,000.00
Tom Tatum	Cut	1	2	0	0	0	0	0	81	83	82.00	+20	0	0	0	0	\$1,000	\$1,000.00
Bret Taylor	Cut	1	2	0	0	0	0	0	82	83	82.50	+25	0	0	0	0	\$1,300	\$1,300.00
J.D. Taylor	Cut	4	9	1	0	0	0	0	73	81	77.33	+60	0	0	0	0	\$0	\$0.00
Joe Taylor	Cut	2	5	1	0	0	0	0	75	76	75.80	+29	0	0	0	0	\$0	\$0.00
Joel Taylor	Cut	1	2	0	0	0	0	0	76	81	78.50	+17	0	0	0	0	\$0	\$0.00

Player	Best Finish	Years	Rds	Cuts Made	Top 3	Top 5	Top 10	Top 25	Low	High	Avg.	To Par	65≤	60s	< Par	Par	\$	\$ per Event
Mike Taylor	Cut	1	2	0	0	0	0	0	73	79	76.00	+8	0	0	0	0	\$1,300	\$1,300.00
Nick Taylor	T-68th in 2015	1	4	1	0	0	0	0	71	75	73.00	+4	0	0	1	0	\$18,200	\$18,200.00
Steve Taylor	Cut	2	4	0	0	0	0	0	76	78	76.75	+23	0	0	0	0	\$500	\$250.00
Vaughn Taylor	T-28th in 2005	6	16	2	0	0	0	0	68	78	72.31	+29	0	4	5	1	\$96,539	\$16,089.81
Glenn Teal	73rd in 1967	1	4	1	0	0	0	0	74	80	77.00	+20	0	0	0	0	\$300	\$300.00
Josh Teater	T-47th in 2013	1	4	1	0	0	0	0	71	72	71.25	+5	0	0	0	0	\$18,875	\$18,875.00
Werner Teichmann	Cut	1	2	0	0	0	0	0	80	80	80.00	+20	0	0	0	0	\$0	\$0.00
Brian Tennyson	T-26th in 1990	3	10	2	0	0	0	0	69	83	74.00	+20	0	1	4	1	\$17,186	\$5,728.57
David Tentis	68th in 2002	5	12	1	0	0	0	0	72	80	76.83	+68	0	0	0	1	\$19,500	\$3,900.00
Ed Terasa	Cut	5	10	0	0	0	0	0	72	79	76.60	+54	0	0	0	0	\$7,000	\$1,400.00
David Tentis	68th in 2002	3	6	1	0	0	0	0	72	80	76.67	28	0	0	0	1	\$12,500	\$6,250.00
Dave Tentis	Cut	1	2	0	0	0	0	0	76	79	77.50	+15	0	0	0	0	\$2,000	\$2,000.00
Ron Terry	Cut	1	2	0	0	0	0	0	74	74	74.00	+8	0	0	0	0	\$350	\$350.00
Taichi Teshima	Cut	1	2	0	0	0	0	0	74	77	75.50	+7	0	0	0	0	\$2,000	\$2,000.00
Doug Tewell	T-9th in 1983	12	44	10	0	0	2	5	64	81	72.41	+62	1	7	10	8	\$57,588	\$4,798.99
Joseph Thacker	Cut	1	2	0	0	0	0	0	78	79	78.50	+17	0	0	0	0	\$0	\$0.00
Tim Thelen	Cut	9	18	0	0	0	0	0	71	85	76.28	+97	0	0	1	0	\$19,250	\$2,139
Stan Thirsk	T-37th in 1966	10	30	5	0	0	0	0	68	82	75.80	+158	0	1	1	1	\$2,217	\$221.65
Craig Thomas	Cut	4	8	0	0	0	0	0	70	80	75.50	+32	0	0	1	0	\$8,750	\$2,188
Emery Thomas	Cut	1	2	0	0	0	0	0	74	78	76.00	+12	0	0	0	0	\$0	\$0.00
George Thomas	Cut	1	2	0	0	0	0	0	74	82	78.00	+16	0	0	0	0	\$0	\$0.00
Justin Thomas	Winner in 2017	4	16	4	1	1	2	3	65	73	69.25	-24	1	10	12	1	\$2,369,212	\$592,303.12
Paul Thomas	Cut	2	5	1	0	0	0	0	72	80	76.60	+33	0	0	0	0	\$0	\$0.00
Barney Thompson	Cut	1	2	0	0	0	0	0	74	78	76.00	+12	0	0	0	0	\$550	\$550.00
Gene Thompson	Cut	2	4	0	0	0	0	0	74	81	77.50	+30	0	0	0	0	\$0	\$0.00
Jimmy Thompson	Cut	3	7	1	0	0	0	0	73	80	77.00	+49	0	0	0	0	\$0	\$0.00
Kim Thompson	Cut	4	8	0	0	0	0	0	76	87	79.11	+23	0	0	0	0	\$5,750	\$1,437.50
Leonard Thompson	T-10th in 1975	14	54	13	0	0	1	5	66	81	72.65	+105	0	8	12	3	\$33,152	\$2,367.97
Michael Thompson	T-22nd in 2013	2	6	1	0	0	0	0	67	81	72.33	+10	0	2	2	0	\$77,500	\$38,750.00
Nicholas Thompson	T-24th in 2008	1	4	1	0	0	0	1	71	73	72.25	+9	0	0	0	0	\$57,000	\$57,000.00
Robert Thompson	Cut	3	6	0	0	0	0	0	73	79	76.17	29	0	0	0	0	\$5,500	\$1,833.33
Rocky Thompson	T-62nd in 1979	2	6	1	0	0	0	0	72	77	74.17	+23	0	0	0	0	\$535	\$267.50
Clyde Thomsen	Cut	1	2	0	0	0	0	0	80	82	81.00	+20	0	0	0	0	\$0	\$0.00
Jeff Thomsen	Cut	2	4	0	0	0	0	0	76	78	76.75	+23	0	0	0	0	\$2,500	\$1,250.00
David Thore	Cut	1	2	0	0	0	0	0	70	78	74.00	+6	0	0	1	0	\$1,000	\$1,000.00
Jim Thorpe	T-7th in 1986	8	26	5	0	0	1	2	67	83	72.88	+51	0	3	3	2	\$35,695	\$4,461.87
George Tiddy	Cut	1	2	0	0	0	0	0	79	80	79.50	+17	0	0	0	0	\$0	\$0.00
Dave Tinsley	Cut	1	2	0	0	0	0	0	72	80	76.00	+12	0	0	0	0	\$0	\$0.00
Cosimo Tiso	Cut	1	2	0	0	0	0	0	78	81	79.50	+19	0	0	0	0	\$0	\$0.00
Dennis Tiziani	T-51st in 1976	1	4	1	0	0	0	0	68	77	73.75	+15	0	1	1	0	\$450	\$450.00
Tommy Tolles	T-3rd in 1996	4	12	2	1	1	1	2	66	80	71.75	+9	0	4	6	1	\$178,350	\$44,587.50
Ryuko Tokimatsu	Cut in 2018	1	2	0	0	0	0	0	71	73	72.00	+4	0	0	0	0	\$3,100	\$3,100.00
Larry Tomasino	Cut	1	2	0	0	0	0	0	76	77	76.50	+13	0	0	0	0	\$0	\$0.00
David Toms	Winner in 2001	19	64	13	1	2	4	7	65	78	71.64	+45	3	17	21	8	\$2,117,336	\$111,438.75
Brendon Todd	72nd in 2014	2	6	1	0	0	0	0	70	76	73.67	+14	0	0	1	0	\$20,800	\$10,400.00
Sam Torrance	T-23rd in 1995	6	18	3	0	0	0	1	69	82	72.89	+36	0	5	6	2	\$35,633	\$5,938.89
Gene Torres	T-72nd in 1972	2	6	1	0	0	0	0	70	80	76.83	+39	0	0	0	1	\$303	\$151.50
Felice Torza	T-35th in 1958	4	10	1	0	0	0	0	69	82	75.80	+58	0	1	1	0	\$162	\$40.50
Bob Toski	T-20th in 1958	4	12	2	0	0	0	1	70	82	74.83	+50	0	0	1	2	\$996	\$249.00
Chris Toulson	Cut in 1997 & '99	2	4	0	0	0	0	0	74	79	76.50	+22	0	0	0	0	\$3,050	\$1,525.00
Ken Towns	T-75th in 1971	5	12	1	0	0	0	0	74	83	76.92	+73	0	0	0	0	\$258	\$51.60
D.J. Trahan	T-31st in 2008	5	14	2	0	0	0	0	71	79	73.93	+43	0	0	0	2	\$60,625	\$12,125.00
John Traub	Cut	2	4	0	0	0	0	0	77	92	82.25	+45	0	0	0	0	\$1,550	\$775.00
Henry Trepsas	Cut	1	2	0	0	0	0	0	74	80	77.00	+12	0	0	0	0	\$0	\$0.00
Lee Trevino	Winner in 1974 & '84	20	72	16	3	3	5	12	65	80	71.76	+69	1	17	24	7	\$306,500	\$15,325.01
Kirk Triplett	T-10th in 2001	14	41	7	0	0	1	4	66	82	72.71	+65	0	7	12	7	\$278,205	\$19,871.79
Cameron Tringale	72nd in 2012	5	15	2	0	0	0	0	68	82	73.40	+36	0	4	4	2	\$39,900	\$7,980.00
Gary Trivisonno	Cut	3	6	0	0	0	0	0	71	77	75.00	+22	0	0	0	1	\$3,400	\$1,133.33
Odell Trueblood	Cut	2	3	0	0	0	0	0	76	78	76.67	+16	0	0	0	0	\$0	\$0.00
Ted Tryba	T-31st in 1999	6	16	2	0	0	0	0	70	79	73.38	+36	0	0	3	4	\$31,875	\$5,312.50
Chris Tucker	Missed cut 5 times	5	10	0	0	0	0	0	71	82	76.30	+51	0	0	1	0	\$6,850	\$1,370.00
Jerry Tucker	Cut	2	4	0	0	0	0	0	75	78	76.50	+20	0	0	0	0	\$2,200	\$1,100.00
Woodrow Tucker	Cut	1	2	0	0	0	0	0	80	87	83.50	+27	0	0	0	0	\$0	\$0.00
Dick Turner	T-69th in 1963	2	6	1	0	0	0	0	72	78	75.67	+30	0	0	0	0	\$200	\$100.00
Greg Turner	T-16th in 1999	3	8	1	0	0	0	1	69	80	74.13	+21	0	1	2	0	\$52,100	\$17,366.67
Jim Turnesa	T-32nd in 1960	11	30	4	0	0	0	0	72	81	75.47	+156	0	0	0	0	\$909	\$82.59
Marc Turnesa	Cut	1	2	0	0	0	0	0	73	76	74.50	+5	0	0	0	0	\$2,500	\$2,500.00
Russell Tuveson	Cut	2	4	0	0	0	0	0	77	84	81.50	+44	0	0	0	0	\$0	\$0.00
Bob Tway	Winner in 1986	24	76	14	1	1	1	3	64	80	72.95	+136	1	8	20	7	\$344,892	\$14,370
Greg Twiggs	T-22nd in 1993	2	8	2	0	0	0	1	69	75	71.75	+2	0	1	4	0	\$16,790	\$8,395.00
Howard Twitty	T-5th in 1980	13	42	8	0	1	2	3	67	79	72.95	+90	0	5	10	3	\$57,941	\$4,456.97
Eddie Tyree	Cut	1	2	0	0	0	0	0	80	84	82.00	+22	0	0	0	0	\$0	\$0.00
Warner Tyree	Cut	1	2	0	0	0	0	0	76	79	77.50	+15	0	0	0	0	\$0	\$0.00
Peter Uihlein	Cut	3	6	0	0	0	0	0	69	77	72.83	+15	0	1	1	1	\$8,600	\$2,866.67
Tom Ulozas	T-57th in 1976	2	6	1	0	0	0	0	73	80	75.17	+31	0	0	0	0	\$1,000	\$500.00
Wally Ulrich	WD	1	1	0	0	0	0	0	82	82	82.00	+12	0	0	0	0	\$0	\$0.00
Harry Umbinetti	Cut	1	2	0	0	0	0	0	74	81	77.50	+15	0	0	0	0	\$0	\$0.00
Brett Upper	T-36th in 1986	4	12	2	0	0	0	0	71	79	74.42	+37	0	0	0	1	\$7,914	\$1,978.50
Omar Uresti	T-73rd in 2017	4	10	1	0	0	0	0	70	82	75.40	+46	0	0	1	0	\$28,350	\$7,087.50
Babe Urzetta	Cut	1	3	1	0	0	0	0	75	86	78.67	+26	0	0	0	0	\$0	\$0.00
Sam Urzetta	Cut	5	10	0	0	0	0	0	75	84	78.30	+83	0	0	0	0	\$0	\$0.00

Player	Best Finish	Years	Rds	Cuts	Made	Top 3	Top 5	Top 10	Top 25	Low	High	Avg.	To Par	65≤	60s	< Par	Par	\$	\$ per Event
Clyde Usina	Cut	2	5	1		0	0	0	0	75	81	78.00	+40	0	0	0	0	\$0	\$0.00
Stan Utley	T-49th in 1990	2	6	1		0	0	0	0	71	80	75.67	+22	0	0	1	1	\$3,866	\$1,932.81
Tommy Valentine	T-11th in 1981	3	12	3		0	0	0	1	66	82	72.83	+34	0	2	2	2	\$8,765	\$2,921.66
Jean Van De Velde	T-26th in 1999	2	8	2		0	0	0	0	69	75	71.63	-3	0	1	5	0	\$52,875	\$26,437.50
Bo Van Pelt	T-17th in 2005	8	23	4		0	0	0	2	67	80	72.52	+30	0	3	6	4	\$270,617	\$33,827.08
Jaco Van Zyl	Cut in 2013	1	2	0		0	0	0	0	74	76	75.00	+10	0	0	0	0	\$2,500	\$2,500.00
Harold Varner III	Cut in 2016	1	2	0		0	0	0	0	72	72	72.00	+4	0	0	0	0	\$3,000	\$3,000.00
Brent Veenstra	Cut	1	2	0		0	0	0	0	77	82	79.50	+15	0	0	0	0	\$1,000	\$1,000.00
Daniel Venezia	Cut in 2015	1	2	0		0	0	0	0	76	89	82.50	+21	0	0	0	0	\$3,000	\$3,000.00
Jhonattan Vegas	T-22nd in 2016	4	14	3		0	0	0	1	67	78	70.86	+10	0	3	3	6	\$117,453	\$29,363.26
Ken Venturi	T-5th in 1959 & '64	9	36	9		0	2	3	6	65	77	72.17	+70	1	5	6	3	\$14,879	\$1,653.26
Maurice Verbrugge	T-60th in 1975	4	10	1		0	0	0	0	68	84	75.80	+56	0	1	1	0	\$679	\$169.64
Steve Veriato	T-76th in 1992	5	12	1		0	0	0	0	70	82	76.67	+64	0	0	1	0	\$6,325	\$1,265.00
Scott Verplank	T-4th in 2011	19	52	8		0	1	3	3	66	78	72.54	+80	0	8	9	7	\$745,661	\$39,245.32
Ryan Vermeer	Cut	2	4	0		0	0	0	0	73	82	76.75	+25	0	0	0	0	\$6,100	\$3,050.00
Rick Vershure	Cut	2	4	0		0	0	0	0	75	81	77.50	+26	0	0	0	0	\$2,000	\$1,000.00
Bob Verwey	T-70th in 1966	1	4	1		0	0	0	0	74	78	75.75	+23	0	0	0	0	\$300	\$300.00
Camilo Villegas	T-4th in 2008	7	22	4		0	1	2	3	67	76	71.95	+19	0	4	8	1	\$615,010	\$87,858.57
Everett Vinzant	Cut	2	4	0		0	0	0	0	77	81	79.50	+36	0	0	0	0	\$0	\$0.00
George Vitense	WD	1	1	0		0	0	0	0	80	80	80.00	+10	0	0	0	0	\$0	\$0.00
Ron Vlosich	Cut	1	2	0		0	0	0	0	74	77	75.50	+7	0	0	0	0	\$1,000	\$1,000.00
Dustin Volk	Cut in 2014	1	2	0		0	0	0	0	81	82	81.50	+21	0	0	0	0	\$3,000	\$3,000.00
Charles Volpone	T-39th in 1974	5	12	1		0	0	0	0	71	84	75.50	+64	0	0	0	0	\$1,317	\$263.44
Ernie Vossler	T-15th in 1961	9	31	7		0	0	0	4	68	79	73.48	+94	0	3	3	2	\$5,572	\$619.16
Roy Vucinich	Cut	2	4	0		0	0	0	0	76	82	78.75	+31	0	0	0	0	\$1,303	\$651.50
Doug Wade	Cut	1	2	0		0	0	0	0	83	93	88.00	+32	0	0	0	0	\$2,500	\$2,500.00
Bobby Wadkins	T-7th in 1987	15	49	10		0	0	1	1	67	81	73.67	+133	0	6	8	2	\$46,732	\$3,115.50
Lanny Wadkins	Winner in 1977	28	96	20		5	5	6	10	65	86	72.54	+154	1	18	28	11	\$364,733	\$13,026.18
Fred Wadsworth	Cut	1	2	0		0	0	0	0	76	78	77.00	+10	0	0	0	0	\$1,000	\$1,000.00
Johnson Wagner	T-51st in 2011	3	8	1		0	0	0	0	69	78	73.25	+22	0	1	1	0	\$22,500	\$7,500
Leonard Wagner	63rd in 1959	2	6	1		0	0	0	0	72	86	77.50	+45	0	0	0	0	\$200	\$100.00
Grant Waite	T-59th in 2001	5	12	1		0	0	0	0	64	79	73.33	+32	1	1	1	2	\$15,850	\$3,170.00
Gordon Waldespuhl	Cut	1	2	0		0	0	0	0	80	83	81.50	+23	0	0	0	0	\$250	\$250.00
Duffy Waldorf	T-9th in 1992	12	38	7		0	0	1	2	67	79	72.61	57	0	6	11	6	\$137,610	\$11,467.50
Jimmy Walker	Winner in 2016	8	24	4		1	1	2	3	65	81	70.63	-7	2	12	13	2	\$2,179,948	\$272,493.49
Anthony Wall	Cut	3	4	0		0	0	0	0	72	78	74.75	+11	0	0	0	1	\$4,750	\$1,583
Art Wall	T-5th in 1961	10	36	8		0	1	2	6	66	78	72.75	+93	0	3	3	4	\$9,173	\$917.32
Matt Wallace	T-19th in 2018	1	4	1		0	0	0	1	66	71	68.25	-7	0	3	3	0	\$113,125	\$113,125.00
Tony Wallin	WD	1	1	0		0	0	0	0	78	78	78.00	+8	0	0	0	0	\$650	\$650.00
Scott Walter	Cut	1	2	0		0	0	0	0	77	78	77.50	+13	0	0	0	0	\$1,200	\$1,200.00
Philip Walton	T-39th in 1995	2	6	1		0	0	0	0	68	76	71.00	-2	0	1	3	2	\$8,050	\$4,025.00
Bobby Walzel	T-8th in 1980	4	10	1		0	0	1	1	68	79	73.60	+32	0	1	1	0	\$9,650	\$2,412.50
Fred Wampler	T-38th in 1967	11	33	6		0	0	0	0	69	80	74.79	+144	0	1	1	1	\$2,066	\$187.82
Jeunghun Wang	Cut	2	4	0		0	0	0	0	73	75	74.00	+14	0	0	0	0	\$6,000	\$3,000.00
Lester Ward	Cut	3	6	0		0	0	0	0	73	80	77.00	+42	0	0	0	0	\$0	\$0.00
Robby Ware	Cut	1	2	0		0	0	0	0	73	80	76.50	+9	0	0	0	0	\$1,300	\$1,300.00
Tom Wargo	T-28th in 1992	5	14	2		0	0	0	0	70	84	73.86	+36	0	0	1	3	\$19,058	\$3,811.53
Lou Warobick	81st in 1963	5	12	1		0	0	0	0	74	80	77.33	+84	0	0	0	0	\$150	\$30.00
Charles Warren	T-62nd in 2006	1	4	1		0	0	0	0	70	77	73.75	+7	0	0	1	0	\$13,425	\$13,425.00
Leonard Warren	Cut	1	2	0		0	0	0	0	74	86	80.00	+20	0	0	0	0	\$0	\$0.00
Marc Warren	T-12th in 2013	3	12	3		0	0	0	2	66	74	70.00	-12	0	6	6	3	\$286,425	\$95,474.86
Shawn Warren	Cut in 2018	1	2	0		0	0	0	0	71	77	74.00	+8	0	0	0	0	\$3,100	\$3,100.00
Don Waryan	61st in 1959	3	8	1		0	0	0	0	72	82	76.63	+53	0	0	0	0	\$200	\$66.66
Nick Watney	T-12th in 2011	9	28	5		0	0	0	2	65	82	72.04	+29	1	9	11	3	\$357,276	\$39,697.35
Al Watrous	Cut	1	2	0		0	0	0	0	75	78	76.50	+13	0	0	0	0	\$0	\$0.00
Tom Watrous	T-73rd in 1963	1	4	1		0	0	0	0	70	81	76.00	+20	0	0	1	0	\$175	\$175.00
Bob Watson	Cut	2	4	0		0	0	0	0	73	87	80.00	+38	0	0	0	0	\$0	\$0.00
Bubba Watson	2nd in 2010	12	38	7		1	1	1	3	68	79	72.16	+48	0	7	13	5	\$1,168,565	\$97,380.41
Craig Watson	Cut	1	2	0		0	0	0	0	77	81	79.00	+16	0	0	0	0	\$1,000	\$1,000.00
Denis Watson	33rd in 1984	7	24	5		0	0	0	0	68	84	73.75	+62	0	1	5	2	\$16,431	\$2,347.32
Roger Watson	T-60th in 1975	2	6	1		0	0	0	0	73	78	75.33	+32	0	0	0	0	\$679	\$339.28
Tom Watson	2nd in 1978	33	116	25		1	2	10	18	65	83	71.73	+91	2	27	41	11	\$457,458	\$13,862.36
Brian Watts	T-41st in 1999	6	20	4		0	0	0	0	69	80	72.95	+33	0	1	6	2	\$36,889	\$6,148.22
Paul Way	Cut	1	2	0		0	0	0	0	82	84	83.00	+24	0	0	0	0	\$1,000	\$1,000.00
Bert Weaver	T-27th in 1963	7	18	3		0	0	0	0	70	81	75.33	+84	0	0	1	2	\$1,259	\$179.79
Dewitt Weaver	T-33rd in 1972	7	26	6		0	0	0	0	69	78	74.08	+92	0	1	1	2	\$3,964	\$566.34
John Weaver	Cut	1	2	0		0	0	0	0	77	79	78.00	+16	0	0	0	0	\$0	\$0.00
Gene Webb	T-70th in 1968	2	7	1		0	0	0	0	72	79	75.29	+37	0	0	0	0	\$365	\$182.50
Jack Webb	Cut	2	4	0		0	0	0	0	80	83	81.25	+41	0	0	0	0	\$0	\$0.00
Larry Webb	Cut	2	4	0		0	0	0	0	74	82	77.00	+22	0	0	0	0	\$2,000	\$1,000.00
Steve Webster	T-59th in 2005	3	8	1		0	0	0	0	70	78	74.13	+29	0	0	0	1	\$18,343	\$6,114
Jim Weeden	Cut	1	2	0		0	0	0	0	75	76	75.50	+9	0	0	0	0	\$1,000	\$1,000.00
Boo Weekley	T-9th in 2007	7	23	5		0	0	1	3	65	80	71.78	+20	2	6	9	1	\$455,455	\$65,064.96
D.A. Weibring	T-3rd in 1987	15	52	11		1	2	2	3	67	78	72.42	+78	0	10	13	5	\$157,508	\$10,500.50
Tim Weinhart	Cut	5	10	0		0	0	0	0	74	82	77.30	+61	0	0	0	0	\$11,250	\$2,250
Mike Weir	6th in 2006	12	40	8		0	0	3	4	65	81	71.98	+35	1	10	12	3	\$667,846	\$55,654
Tom Weiskopf	3rd in 1975	18	59	12		1	2	5	6	65	82	73.03	+143	1	5	10	10	\$61,033	\$3,390.73
Jay Weitzel	Cut	1	2	0		0	0	0	0	80	81	80.50	+21	0	0	0	0	\$0	\$0.00
Ron Wells	Cut	2	4	0		0	0	0	0	79	84	80.75	+39	0	0	0	0	\$2,000	\$1,000.00
Kevin Wentworth	21st in 1999	1	4	1		0	0	0	1	70	74	72.00	Even	0	0	1	2	\$33,200	\$33,200.00
Rick Werner	Cut	2	3	0		0	0	0	0	74	87	79.67	+26	0	0	0	0	\$2,000	\$1,000.00

Player	Best Finish	Years	Rds	Cuts Made	Top 3	Top 5	Top 10	Top 25	Low	High	Avg.	To Par	65≤	60s	< Par	Par	\$	\$ per Event
Mike West	Cut	1	2	0	0	0	0	0	75	76	75.50	+9	0	0	0	0	\$1,200	\$1,200.00
Lee Westwood	T-3rd in 2009	20	68	14	1	1	2	6	65	83	71.87	+67	1	19	25	9	\$1,217,185	\$60,859.26
Brett Wetterich	T-32nd in 2007	2	6	1	0	0	0	0	70	77	73.17	+15	0	0	0	1	\$37,000	\$18,500.00
Dan Whalen	Cut	1	2	0	0	0	0	0	75	83	79.00	+16	0	0	0	0	\$0	\$0.00
Ed Whalley	Cut	3	6	0	0	0	0	0	75	85	78.67	+46	0	0	0	0	\$0	\$0.00
Frank Wharton	Cut	1	2	0	0	0	0	0	77	79	78.00	+16	0	0	0	0	\$0	\$0.00
Larry Wheeler	Cut	1	2	0	0	0	0	0	79	88	83.50	+25	0	0	0	0	\$303	\$303.00
Dick Whetzle	Cut	2	4	0	0	0	0	0	73	79	76.00	+22	0	0	0	0	\$0	\$0.00
Frank Whibley	Cut	1	2	0	0	0	0	0	77	86	81.50	+23	0	0	0	0	\$0	\$0.00
Darwin Whit	Cut	1	2	0	0	0	0	0	76	88	82.00	+22	0	0	0	0	\$0	\$0.00
Alan White	Cut	4	8	0	0	0	0	0	75	86	79.13	+67	0	0	0	0	\$600	\$150.00
Buck White	Cut	1	3	1	0	0	0	0	70	86	76.67	+20	0	0	0	1	\$0	\$0.00
Don White	Cut	1	2	0	0	0	0	0	79	90	84.50	+27	0	0	0	0	\$0	\$0.00
Jay White	Cut	1	2	0	0	0	0	0	76	79	77.50	+15	0	0	0	0	\$0	\$0.00
Jim White	Cut	7	14	0	0	0	0	0	68	87	76.29	+78	0	1	1	1	\$6,850	\$978.57
Ed Whitman	Cut	4	8	0	0	0	0	0	74	84	78.00	+52	0	0	0	0	\$4,200	\$1,050.00
Don Whitt	T-15th in 1961	7	25	6	0	0	0	1	68	82	73.68	+90	0	1	1	2	\$2,645	\$377.85
Buddy Whitten	T-27th in 1983	5	12	1	0	0	0	0	66	81	74.75	+51	0	1	2	0	\$5,203	\$1,040.60
Oran Whittington	Cut	1	2	0	0	0	0	0	80	82	81.00	+20	0	0	0	0	\$0	\$0.00
Charlie Wi	T-9th in 2008	5	14	2	0	0	1	1	70	79	74.07	+41	0	0	0	3	\$199,750	\$39,950
Mark Wiebe	T-12th in 1989	11	37	8	0	0	0	2	67	80	73.24	+66	0	4	7	4	\$55,817	\$5,074.30
Jim Wiechers	T-29th in 1972	4	14	3	0	0	0	0	69	80	73.36	+43	0	1	2	2	\$3,432	\$858.00
Chris Wiemers	Cut	2	4	0	0	0	0	0	73	77	75.00	+16	0	0	0	0	\$4,250	\$2,125.00
Bernd Wiesberger	T-15th in 2014	6	14	1	0	0	0	1	65	79	72.29	+18	1	3	3	3	\$141,889	\$23,648.15
Terry Wilcox	T-7th in 1969	4	12	2	0	0	1	1	66	79	72.92	+31	0	1	1	1	\$6,168	\$1,542.08
Robert Wilkin	Cut	4	8	0	0	0	0	0	75	86	78.88	+63	0	0	0	0	\$6,300	\$1,575.00
Gary Wilkins	Cut	1	2	0	0	0	0	0	79	79	79.00	+14	0	0	0	0	\$1,000	\$1,000.00
Danny Willett	T-30th in 2014	7	22	4	0	0	0	0	66	79	71.82	+22	0	3	5	3	\$138,000	\$19,714.29
Harold Williams	Cut	1	2	0	0	0	0	0	77	79	78.00	+16	0	0	0	0	\$0	\$0.00
Henry Williams	T-44th in 1959	2	8	2	0	0	0	0	72	77	74.25	+34	0	0	0	0	\$300	\$150.00
James Williams	Cut	1	2	0	0	0	0	0	74	77	75.50	+11	0	0	0	0	\$0	\$0.00
Scott Williams	T-66th in 1991	3	8	1	0	0	0	0	70	81	75.75	+38	0	0	1	0	\$5,012	\$1,670.83
Donald Williams Jr	Cut	1	2	0	0	0	0	0	79	87	83.00	+26	0	0	0	0	\$0	\$0.00
Bud Williamson	T-58th in 1959	6	14	1	0	0	0	0	72	80	76.93	+95	0	0	0	0	\$200	\$33.33
Eric Williamson	Cut in 2014	1	2	0	0	0	0	0	73	74	73.50	+5	0	0	0	0	\$3,000	\$3,000.00
Ralph Williamson	Cut	1	2	0	0	0	0	0	76	76	76.00	+12	0	0	0	0	\$0	\$0.00
Garrett Willis	Cut	1	2	0	0	0	0	0	70	72	71.00	+2	0	0	0	1	\$2,000	\$2,000.00
Ock Willoweit	Cut	1	3	1	0	0	0	0	75	79	77.33	+22	0	0	0	0	\$0	\$0.00
Milan Wilor	Cut	1	2	0	0	0	0	0	77	78	77.50	+11	0	0	0	0	\$1,000	\$1,000.00
Dean Wilson	T-29th in 2006	5	14	2	0	0	0	0	67	78	73.71	+40	0	1	2	0	\$65,670	\$13,134.00
John Wilson	Cut	1	2	0	0	0	0	0	74	75	74.50	+5	0	0	0	0	\$1,300	\$1,300.00
Mark Wilson	T-26th in 2011	4	10	1	0	0	0	0	69	77	72.90	+21	0	2	2	1	\$58,562	\$14,640
Oliver Wilson	T-19th in 2009	3	8	1	0	0	0	1	72	78	74.50	+24	0	0	0	3	\$86,760	\$28,920
Bo Wininger	4th in 1965	7	28	7	0	1	2	3	66	77	72.57	+64	0	4	4	3	\$13,489	\$1,926.93
Gary Wintz	Cut	1	2	0	0	0	0	0	76	76	76.00	+12	0	0	0	0	\$550	\$550.00
Charles Wiperman	Cut	3	6	0	0	0	0	0	75	80	77.83	+47	0	0	0	0	\$0	\$0.00
Aaron Wise	Cut in 2018	1	2	0	0	0	0	0	68	76	72.00	+4	0	1	1	0	\$3,100	\$3,100.00
Larry Wise	T-20th in 1972	4	12	2	0	0	0	1	67	79	74.33	+52	0	1	1	0	\$2,920	\$730.00
Paul Wise	Cut	3	6	0	0	0	0	0	72	84	76.17	+29	0	0	0	0	\$3,000	\$1,000.00
Jerry Wisz	Cut	1	2	0	0	0	0	0	74	77	75.50	+11	0	0	0	0	\$1,200	\$1,200.00
Frank Witt	Cut	1	2	0	0	0	0	0	77	85	81.00	+22	0	0	0	0	\$0	\$0.00
Bob Wolcott	T-63rd in 1991	1	4	1	0	0	0	0	71	79	73.75	+7	0	0	1	1	\$2,400	\$2,400.00
Erik Wolf	Cut	1	2	0	0	0	0	0	77	83	80.00	+20	0	0	0	0	\$2,500	\$2,500.00
Robert Wolfe	Cut	1	2	0	0	0	0	0	73	81	77.00	+14	0	0	0	0	\$0	\$0.00
Gregg Wolff	Cut	1	2	0	0	0	0	0	81	81	81.00	+18	0	0	0	0	\$1,000	\$1,000.00
Chris Wood	T-33rd in 2017	8	22	3	0	0	0	0	66	79	73.05	+43	0	3	5	1	\$99,775	\$12,471.88
Dan Wood	Cut	1	2	0	0	0	0	0	74	76	75.00	+8	0	0	0	0	\$1,200	\$1,200.00
JJ Wood	Cut in 2017	1	2	0	0	0	0	0	78	78	78.00	+14	0	0	0	0	\$3,000	\$3,000.00
Larry Wood	T-22nd in 1971	1	4	1	0	0	0	1	71	74	72.75	+3	0	0	1	1	\$2,088	\$2,088.00
Thorne Wood	T-53rd in 1958	2	7	2	0	0	0	0	70	80	75.43	+38	0	0	0	1	\$100	\$50.00
Willard Wood	Cut	1	2	0	0	0	0	0	75	79	77.00	+14	0	0	0	0	\$0	\$0.00
Willie Wood	T-23rd in 1985	3	10	2	0	0	0	1	69	78	73.20	+18	0	1	3	1	\$10,172	\$3,390.83
Tom Woodard	Cut	1	2	0	0	0	0	0	76	84	80.00	+16	0	0	0	0	\$1,000	\$1,000.00
Gary Woodland	T-6th in 2018	7	24	5	0	0	1	3	64	80	71.17	+14	1	7	8	4	\$603,015	\$86,144.98
Tiger Woods	Win in 1999, '2000, '06 & '07	19	70	16	7	8	9	11	63	77	70.27	-51	3	27	35	11	\$7,299,262	\$384,171.71
Jim Woodward	T-61st in 1987	3	8	1	0	0	0	0	69	82	75.88	+35	0	1	1	1	\$5,740	\$1,913.33
Ian Woosnam	6th in 1989	18	54	9	0	0	2	3	66	86	72.74	82	0	8	15	7	\$160,119	\$8,895.49
Rolie Wormstead	Cut	1	2	0	0	0	0	0	82	86	84.00	+28	0	0	0	0	\$0	\$0.00
Wyatt Worthington II	Cut in 2016	1	2	0	0	0	0	0	76	76	76.00	+12	0	0	0	0	\$3,000	\$3,000.00
Lew Worsham	T-37th in 1961	3	8	1	0	0	0	0	71	78	74.50	+34	0	0	0	0	\$250	\$83.33
Robert Wrenn	T-40th in 1987	3	10	2	0	0	0	0	68	77	73.50	+19	0	1	1	1	\$6,492	\$2,164.16
Bill Wright	Cut	1	2	0	0	0	0	0	76	80	78.00	+16	0	0	0	0	\$0	\$0.00
Jimmy Wright	4th in 1969	13	40	7	0	1	1	1	68	85	74.83	+167	0	3	3	2	\$13,430	\$1,033.04
Ken Wright	Cut	2	3	0	0	0	0	0	79	83	80.67	+32	0	0	0	0	\$0	\$0.00
Bob Wynn	T-28th in 1975	4	9	1	0	0	0	0	69	81	75.78	+44	0	2	2	0	\$1,781	\$445.25
Mike Wynn	Cut	2	4	0	0	0	0	0	73	76	74.50	+16	0	0	0	0	\$1,650	\$825.00
Dudley Wysong	T-2nd in 1966	4	14	3	1	1	1	1	66	77	73.00	+30	0	1	2	1	\$16,039	\$4,009.81
Y.E. Yang	Winner in 2009	12	34	5	1	1	1	1	67	79	72.71	+60	0	2	6	4	\$1,460,471	\$121,705.90
Bert Yancey	T-22nd in 1970 & '71	9	32	7	0	0	0	4	68	77	73.06	+80	0	3	5	1	\$10,280	\$1,142.25
James Yates	Cut	1	2	0	0	0	0	0	80	87	83.50	+27	0	0	0	0	\$0	\$0.00
Wayne Yates	T-62nd in 1972	3	10	2	0	0	0	0	73	79	75.40	+54	0	0	0	0	\$633	\$211.00
Steven Young	Cut in 2015	1	2	0	0	0	0	0	77	81	79.00	+14	0	0	0	0	\$3,000	\$3,000.00
Ken Yount	Cut	2	4	0	0	0	0	0	76	81	78.25	+29	0	0	0	0	\$0	\$0.00
Don Yrene	T-68th in 2006	3	8	1	0	0	0	0	71	80	76.13	41	0	0	1	1	\$17,875	\$5,958.33
Jeff Yurkiewicz	Cut	1	2	0	0	0	0	0	72	73	72.50	+5	0	0	0	0	\$2,000	\$2,000.00
Bruce Zabriski	T-68th in 1999	7	16	1	0	0	0											

BEST 72-HOLE SCORE

264 (16 under) by Brooks Koepka (69-63-66-66) in 2018
 265 (15 under) by David Toms (66-65-65-69) in 2001
 266 (14 under) by Phil Mickelson (66-66-66-68) in 2001
 266 (14 under) by Jimmy Walker (65-66-68-67) in 2016
 266 (14 under) by Tiger Woods (70-66-66-64) in 2018
 267 (17 under) by Steve Elkington (68-67-68-64) in 1995
 267 (17 under) by Colin Montgomerie (68-67-67-65) in 1995
 267 (13 under) by Jason Day (68-65-67-67) in 2016
 267 (13 under) by Adam Scott (70-65-65-67) in 2018

BEST 72-HOLE SCORE (TO PAR)

20 under (268) by Jason Day (68-67-66-67) in 2015
 18 under (270) by Tiger Woods (66-67-70-67) in 2000
 18 under (270) by Bob May (72-66-66-66) in 2000
 18 under (270) by Tiger Woods (69-68-65-68) in 2006
 17 under (267) by Steve Elkington (68-67-68-64) in 1995
 17 under (267) by Colin Montgomerie (68-67-67-65) in 1995
 17 under (271) by Jordan Spieth (71-67-65-68) in 2015
 16 under (268) by Rory McIlroy (66-67-67-68) in 2014
 16 under (264) by Brooks Koepka (69-63-66-66) in 2018

BEST 72-HOLE SCORE BY A NON-WINNER

266 (14 under) by Phil Mickelson (66-66-66-68) in 2001
 266 (14 under) by Tiger Woods (70-66-66-64) in 2018
 267 (17 under) by Colin Montgomerie (68-67-67-65) in 1995
 267 (13 under) by Jason Day (68-65-67-67) in 2016
 267 (13 under) by Adam Scott (70-65-65-67) in 2018
 268 (12 under) by Steve Lowery (67-67-66-68) in 2001

HIGHEST 72 - HOLE SCORE BY WINNER

287 (1 under) by Larry Nelson (70-72-73-72) in 1987
 282 (6 under) by Lanny Wadkins (69-71-72-70) in 1977
 282 (6 under) by Wayne Grady (72-67-72-71) in 1990

BEST SCORES FIRST 54 HOLES

196 (14 under) by David Toms (66-65-65) in 2001
 197 (16 under) by Ernie Els (66-65-66) in 1995
 198 (12 under) by Phil Mickelson (66-66-66) in 2001
 198 (12 under) Brooks Koepka (69-63-66) in 2018
 199 (11 under) by Jimmy Walker (65-66-68) in 2016

BEST SCORE LAST 54 HOLES

195 (15 under) by Brooks Koepka (63-66-66) in 2018
 196 (14 under) by Tiger Woods (66-66-64) in 2018
 197 (13 under) by Adam Scott (65-65-67) in 2018
 198 (18 under) by Bob May (66-66-66) in 2000

LARGEST 54-HOLE LEAD

5 by Raymond Floyd (202) in 1969
 5 by Tom Watson (203) in 1978
 5 by Raymond Floyd (200) in 1982

BEST SCORE FIRST 36 HOLES

130 (10 under) by Gary Woodland (64-66) in 2018
 131 (11 under) by Hal Sutton (65-66) in 1983
 131 (11 under) by Vijay Singh (68-63) in 1993
 131 (11 under) by Ernie Els (66-65) in 1995
 131 (11 under) by Mark O'Meara (64-67) in 1995
 131 (9 under) by David Toms (66-65) in 2001
 131 (9 under) by Shingo Katayama (67-64) in 2001
 131 (9 under) by Jason Dufner (68-63) in 2013
 131 (11 under) by Jimmy Walker (65-66) in 2016
 131 (11 under) by Robert Streb (68-63) in 2016
 131 (9 under) by Kevin Kisner (67-64) in 2018

BEST SCORE LAST 36 HOLES

130 (10 under) by Tiger Woods (66-64) in 2018
 131 (9 under) by Mark Calcavecchia (66-65) in 2001
 132 (10 under) by Miller Barber (64-68) in 1969
 132 (10 under) by Steve Elkington (68-64) in 1995
 132 (10 under) by Colin Montgomerie (67-65) in 1995
 132 (8 under) by Davis Love III (66-66) in 1997
 132 (12 under) by Bob May (66-66) in 2000
 132 (12 under) by Jose Maria Olazabal (63-69) in 2000
 132 (8 under) by David Toms (65-67) in 2011
 132 (10 under) by Hunter Mahan (65-67) in 2014
 132 (8 under) by Brooks Koepka (66-66) in 2018
 132 (8 under) by Adam Scott (65-67) in 2018

LARGEST 36-HOLE LEAD

5 by Nick Price (132) in 1994
 4 by Tommy Aaron (135) in 1967
 4 by Gil Morgan (134) in 1976
 4 by Tom Watson (136) in 1978
 4 by Greg Norman (133) in 1986
 4 by Tiger Woods (137) in 2009

BEST 18-HOLE SCORE

63 (7 under) by Bruce Crampton (31-32) second round, 1975
 63 (7 under) by Raymond Floyd (33-30) first round, 1982
 63 (9 under) by Gary Player (30-33) second round, 1984
 63 (8 under) by Vijay Singh (32-31) second round, 1993
 63 (8 under) by Michael Bradley (30-33), first round, 1993
 63 (8 under) by Brad Faxon (28-35) final round, 1995
 63 (9 under) by Jose Maria Olazabal (32-31) third round, 2000
 63 (7 under) by Mark O'Meara (32-31), second round, 2001
 63 (7 under) by Thomas Bjorn (32-31), third round, 2005
 63 (7 under) by Tiger Woods (32-31), second round, 2007
 63 (7 under) by Steve Stricker (33-30), first round, 2011
 63 (7 under) by Jason Dufner (31-32), second round, 2013
 63 (9 under) by Hiroshi Iwata (34-29), second round, 2015
 63 (9 under) by Robert Streb (30-33), second round, 2016
 63 (9 under) by Brooks Koepka (31-32), second round, 2018
 63 (7 under) by Charl Schwartzel (32-31), second round, 2018
 64 has been shot 30 times

LARGEST 18-HOLE LEAD

3 by Bobby Nichols (64) in 1964
 3 by Raymond Floyd (63) in 1982

BEST 9-HOLE SCORE

28 by Brad Faxon on front side, final round, 1995
 29 by Fred Couples on back nine, first round, 1982
 29 by Gibby Gilbert on front nine, second round, 1983
 29 by John Adams on front nine, first round, 1995
 29 by Hiroshi Iwata on back nine, 2015

BEST FIRST-ROUND SCORE

63 (7 under) by Raymond Floyd in 1982
 63 (8 under) by Michael Bradley in 1995
 63 (7 under) by Steve Stricker in 2011
 64 (7 under) by Scott Simpson in 1993
 64 (6 under) by Bobby Nichols in 1964
 64 (7 under) by Doug Tewell in 1985
 64 (6 under) by Grant Waite in 2001
 64 (6 under) by Gary Woodland in 2018

HIGHEST FIRST-ROUND SCORE

94 (22 over) by Gary Campbell in 1977

BEST SECOND-ROUND SCORE

63 (7 under) by Bruce Crampton in 1975
 63 (9 under) by Gary Player in 1984
 63 (8 under) by Vijay Singh in 1993
 63 (7 under) by Mark O'Meara in 2001
 63 (7 under) by Tiger Woods in 2007
 63 (7 under) by Jason Dufner in 2013
 63 (9 under) by Hiroshi Iwata in 2015
 63 (7 under) by Robert Streb in 2016
 63 (7 under) by Brooks Koepka in 2018
 63 (7 under) by Charl Schwartzel in 2018

HIGHEST SECOND-ROUND SCORE

94 (22 over) by Tom Dolby in 2002
 93 (21 over) by Doug Wade in 2012

BEST THIRD-ROUND SCORE

63 (9 under) by Jose Maria Olazabal in 2000
 63 (9 under) by Thomas Bjorn in 2005
 64 (7 under) by Miller Barber in 1969
 64 (8 under) by Hal Sutton in 1984
 64 (7 under) by Bob Tway in 1986
 64 (7 under) by Jay Haas in 1995
 64 (8 under) by Wen-Chong Liang in 2010
 64 (8 under) by Branden Grace in 2015

HIGHEST THIRD-ROUND SCORE

88 (16 over) by Frank Dobbs in 2000
 86 (16 over) by Babe Urzetta in 1959

BEST FOURTH-ROUND SCORE

63 (8 under) by Brad Faxon in 1995
 64 (6 under) by Jack Nicklaus in 1964
 64 (7 under) by Steve Elkington in 1995
 64 (6 under) by Simon Dyson in 2007
 64 (6 under) by Tiger Woods in 2018
 64 (6 under) by Tyrrell Hatton in 2018
 64 (6 under) by Rafael Cabrera-Bello in 2018

HIGHEST FOURTH-ROUND SCORE

89 (19 over) by Ralph Johnston in 1972

LARGEST WINNING MARGIN

Eight shots, by Rory McIlroy in 2012
 Seven shots, by Jack Nicklaus in 1980
 Six shots, by Nick Price in 1994

**BEST COMEBACK BY WINNER
AFTER 18 HOLES**

Eight shots by John Mahaffey in 1978 (T61st)
 Eight shots by Payne Stewart in 1989 (T77th)
 Eight shots by Keegan Bradley in 2011 (T36th)
 Seven shots by Bob Tway in 1986 (T46th)

AFTER 36 HOLES

Nine shots by Bob Rosburg in 1959 (T18th)
 Nine shots by Bob Tway in 1986 (T17th)
 Eight shots by Don January in 1967 (T7th)
 Eight shots by Dave Stockton in 1976 (T20th)

AFTER 54 HOLES

Seven shots by John Mahaffey in 1978 (5th)
 Six shots by Bob Rosburg in 1959 (T6th)
 Six shots by Lanny Wadkins in 1977 (T4th)
 Six shots by Payne Stewart in 1989 (T11th)
 Six shots by Steve Elkington in 1995 (T5th)

HIGHEST FIRST-ROUND SCORE BY WINNER

75 (4 over) by John Mahaffey in 1978
 74 (2 over) by Payne Stewart in 1989

LOWEST FIRST-ROUND SCORE BY WINNER

63 (7 under) by Raymond Floyd in 1982
 64 (6 under) by Bobby Nichols in 1964

**HIGHEST SECOND-ROUND SCORE
BY WINNER**

75 (3 over) by Rory McIlroy in 2012
 74 (4 over) by Padraig Harrington in 2008
 73 (2 over) by Jack Nicklaus in 1963

**LOWEST SECOND-ROUND SCORE
BY WINNER**

63 (7 under) by Tiger Woods in 2007
 63 (7 under) by Jason Dufner in 2013
 63 (7 under) by Brooks Koepka in 2018
 64 (6 under) by Keegan Bradley in 2011

HIGHEST THIRD-ROUND SCORE BY WINNER

73 (1 over) by Larry Nelson in 1987
 72 (2 over) by Jay Hebert in 1960
 72 (Even) by Lanny Wadkins in 1977
 72 (1 over) by Hal Sutton in 1983
 72 (Even) by Larry Nelson in 1987
 72 (Even) by Wayne Grady in 1990
 72 (Even) by Rich Beem in 2002
 72 (2 over) by Phil Mickelson in 2005

LOWEST THIRD-ROUND SCORE BY WINNER

64 (7 under) by Bob Tway in 1986
 65 (5 under) by David Toms in 2001
 65 (7 under) by Tiger Woods in 2006
 65 (5 under) by Padraig Harrington in 2008

HIGHEST FINAL-ROUND SCORE BY WINNER

76 (4 over) by Vijay Singh in 2004
 74 (3 over) by Raymond Floyd in 1969
 73 (3 over) by Dave Stockton in 1970
 73 (1 over) by Jack Nicklaus in 1971

LOWEST FINAL-ROUND SCORE BY WINNER

64 (7 under) by Steve Elkington in 1995
 65 (5 under) by David Graham in 1979
 65 (6 under) by Jeff Sluman in 1988

**HARDEST COURSE AVERAGE
OVER 72 HOLES**

76.15 - 1987 PGA at PGA National Golf Club

LOWEST COURSE AVERAGE OVER 72 HOLES

70.125 - 2018 PGA at Bellerive C.C.
 70.633 - 2016 PGA at Baltusrol Golf Club
 71.09 - 1995 PGA at Riviera Country Club
 71.21 - 2001 PGA at Atlanta Athletic Club
 71.54 - 2014 PGA at Valhalla Golf Club

MOST UNDER PAR ROUNDS, 1ST ROUND

60 - 2006 PGA at Medinah Country Club
 57 - 1993 PGA at Inverness Golf Club
 57 - 1995 PGA at Riviera Country Club

MOST UNDER PAR ROUNDS, 2ND ROUND

80 - 2018 PGA at Bellerive C.C.
 62 - 2015 PGA at Whistling Straits Golf Club
 62 - 2010 PGA at Whistling Straits Golf Club

MOST UNDER PAR ROUNDS, 3RD ROUND

53 - 2000 PGA at Valhalla Golf Club
 48 - 2015 PGA at Whistling Straits Golf Club
 46 - 2014 PGA at Valhalla Golf Club
 46 - 2018 PGA at Bellerive C.C.

MOST UNDER PAR ROUNDS, 4TH ROUND

48 - 2016 PGA at Baltusrol Golf Club
 47 - 2000 PGA at Valhalla Golf Club
 41 - 1995 PGA at Riviera Country Club
 41 - 2018 PGA at Bellerive C.C.

MOST UNDER PAR ROUNDS OVER 72 HOLES

214 - 2018 PGA at Bellerive C.C.
 194 - 1995 PGA at Riviera Country Club
 185 - 2015 PGA at Whistling Straits Golf Club
 178 - 2014 PGA at Valhalla Golf Club
 172 - 2000 PGA at Valhalla Golf Club

LEAST UNDER PAR ROUNDS, 1ST ROUND

4 - 1960 PGA at Firestone Country Club
 4 - 1970 PGA at Southern Hills Country Club

LEAST UNDER PAR ROUNDS, 2ND ROUND

0 - 1966 PGA at Firestone Country Club

LEAST UNDER PAR ROUNDS, 3RD ROUND

3 - 1975 PGA at Firestone Country Club

LEAST UNDER PAR ROUNDS, 4TH ROUND

1 - 1960 PGA at Firestone Country Club
 1 - 1976 PGA at Congressional Country Club

LEAST UNDER PAR ROUNDS OVER 72 HOLES

13 - 1960 PGA at Firestone Country Club

MOST OVER PAR ROUNDS OVER 72 HOLES

492 - 1960 PGA at Firestone Country Club

LEAST OVER PAR ROUNDS OVER 72 HOLES

182 - 1995 PGA at Riviera Country Club
 228 - 1993 PGA at Inverness Golf Club
 232 - 2015 PGA at Whistling Straits Golf Club
 239 - 1989 PGA at Kemper Lakes Golf Course

MOST MONEY WON

\$7,299,262.49 by Tiger Woods in 19 championships
 \$4,601,649.99 by Rory McIlroy in 10 championships
 \$4,270,215.66 by Phil Mickelson in 26 championships
 \$3,758,063.88 by Jason Day in 9 championships
 \$3,055,338.88 by Brooks Koepka in 6 championships

MONEY WON PER TOURNAMENT

\$592,303.12 by Justin Thomas in 4 championships
 \$509,223.15 by Brooks Koepka in 6 championships
 \$470,000.00 by David Lynn in 2 championships
 \$460,165.00 by Rory McIlroy in 10 championships
 \$417,562.65 by Jason Day in 9 championships
 \$384,171.71 by Tiger Woods in 19 championships

HIGHEST DOLLAR PER STROKE

\$2,138.28 by Justin Thomas in 4 championships
 \$1,840.57 by Brooks Koepka in 6 championships
 \$1,730.59 by Rory McIlroy in 10 championships
 \$1,692.06 by Jason Day in 9 championships
 \$1,669.63 by David Lynn in 2 championships
 \$1,483.89 by Tiger Woods in 19 championships

LOWEST SCORING AVERAGE**MINIMUM OF 20 ROUNDS**

69.17 by Brooks Koepka with 24 rounds
 69.41 by Jason Day with 32 rounds
 69.63 by Hideki Matsuyama with 24 rounds
 69.95 by Jordan Spieth with 20 rounds
 69.97 by Rory McIlroy with 38 rounds
 70.27 by Tiger Woods with 70 rounds

LOWEST SCORING AVERAGE**MINIMUM OF 50 ROUNDS**

70.27 by Tiger Woods with 70 rounds
 70.94 by Phil Mickelson with 98 rounds
 71.03 by Adam Scott with 64 rounds
 71.11 by Steve Stricker with 70 rounds
 71.25 by Justin Rose with 52 rounds
 71.31 by Jim Furyk with 88 rounds

LOWEST SCORING AVERAGE**MINIMUM OF 75 ROUNDS**

70.94 by Phil Mickelson with 98 rounds
 71.31 by Jim Furyk with 88 rounds
 71.32 by Ernie Els with 88 rounds
 71.37 by Jack Nicklaus with 128 rounds
 71.55 by Greg Norman with 80 rounds
 71.65 by Gary Player with 88 rounds

LOWEST SCORING AVERAGE**OVER 100 ROUNDS**

71.37 average with 128 rounds by Jack Nicklaus
 71.73 average with 116 rounds by Tom Watson
 71.93 average with 102 rounds by Tom Kite
 72.07 average with 116 rounds by Raymond Floyd
 72.11 average with 100 rounds by Hale Irwin
 72.15 average with 102 rounds by Jay Haas
 73.50 average with 121 rounds by Arnold Palmer

MOST APPEARANCES

37 by Jack Nicklaus	27 by Mark Brooks
37 by Arnold Palmer	27 by Larry Nelson
33 by Tom Watson	26 by Phil Mickelson
31 by Davis Love III	26 by John Daly
31 by Raymond Floyd	26 by Hale Irwin
28 by Tom Kite	26 by Ben Crenshaw
28 by Jay Haas	25 by Ernie Els
28 by Lanny Wadkins	25 by Fred Couples
27 by Vijay Singh	

MOST ROUNDS PLAYED

128 by Jack Nicklaus	88 by Fred Couples
121 by Arnold Palmer	
116 by Raymond Floyd	88 by Vijay Singh
116 by Tom Watson	88 by Billy Casper
102 by Tom Kite	88 by Gary Player
102 by Jay Haas	88 Ernie Els
100 by Hale Irwin	86 by Ben Crenshaw
98 by Phil Mickelson	86 by Gene Littler
96 by Lanny Wadkins	
94 by Davis Love III	

HIGHEST NUMBER OF STROKES OVER THE YEARS

9,135 by Jack Nicklaus averaging 71.37 strokes per round
 8,893 by Arnold Palmer averaging 73.50 strokes per round
 8,360 by Raymond Floyd averaging 72.07 strokes per round
 8,321 by Tom Watson averaging 71.73 strokes per round

MOST TOP 3 FINISHES

12 by Jack Nicklaus	4 by Rory McIlroy
7 by Tiger Woods	4 by Phil Mickelson
5 by Lanny Wadkins	4 by Steve Elkington
5 by Gary Player	4 by Billy Casper

MOST TOP 5 FINISHES

14 by Jack Nicklaus	5 by Nick Price
8 by Tiger Woods	5 by Greg Norman
6 by Billy Casper	5 by Lanny Wadkins
6 by Gary Player	5 by Steve Elkington

MOST TOP 10 FINISHES

15 by Jack Nicklaus	8 by Billy Casper
10 by Tom Watson	8 by Sam Snead
9 by Phil Mickelson	7 by Nick Price
9 by Tiger Woods	7 by Don January
8 by Raymond Floyd	7 by Gene Littler
8 by Gary Player	

MOST TOP 25 FINISHES

23 by Jack Nicklaus	12 by Ernie Els
18 by Tom Watson	12 by Gary Player
17 by Raymond Floyd	12 by Don January
14 by Phil Mickelson	12 by Greg Norman
13 by Arnold Palmer	12 by Tom Kite
13 by Billy Casper	12 by Lee Trevino

PLAYER WITH MOST SUB-PAR ROUNDS

53 by Jack Nicklaus	31 by Steve Stricker
41 by Phil Mickelson	30 by Raymond Floyd
41 by Tom Watson	30 by Greg Norman
37 by Jim Furyk	29 by Adam Scott
37 by Jay Haas	28 by Lanny Wadkins
35 by Tiger Woods	28 by Hale Irwin
35 by Ernie Els	28 by Nick Price
35 by Vijay Singh	28 by Fred Couples
34 by Nick Faldo	

PLAYER WITH MOST ROUNDS IN THE 60s

41 by Jack Nicklaus	24 by Ernie Els
35 by Phil Mickelson	24 by Steve Stricker
28 by Jay Haas	24 by Raymond Floyd
27 by Tiger Woods	22 by Adam Scott
27 by Tom Watson	22 by Greg Norman
25 by Jim Furyk	21 by Nick Faldo
24 by Vijay Singh	20 by Davis Love III

20 by Steve Elkington
 19 by Jason Day
 19 by Lee Westwood

19 by Hale Irwin
 19 by Fred Couples

PLAYER WITH MOST ROUNDS AT 65 OR BETTER

3 by Tiger Woods	3 by Steve Stricker
3 by Adam Scott	3 by David Toms
3 by Nick Price	3 by Gary Player
3 by Jim Furyk	3 by Jeff Maggert

PLAYER WITH MOST PAR ROUNDS

18 by Tom Kite	14 by Ian Poulter
16 by Phil Mickelson	14 by Nick Price
16 by Davis Love III	14 by Jack Nicklaus
16 by Gary Player	14 by Ray Floyd

PLAYER THAT HAS MADE MOST CUTS

27 by Jack Nicklaus	24 by Arnold Palmer
27 by Raymond Floyd	23 by Phil Mickelson
25 by Tom Watson	23 by Jay Haas
24 by Hale Irwin	23 by Tom Kite

WIRE TO WIRE: SOLO LEADERS AFTER ALL FOUR ROUNDS

Bobby Nichols in 1964
 Jack Nicklaus in 1971
 Raymond Floyd in 1982
 Hal Sutton in 1983

NUMBER OF TIMES A LEADER WENT ON TO WIN

1st Round - 12 in 61 championships
 2nd Round - 24 in 61 championships
 3rd Round - 34 in 61 championships

RECORD LOW 36-HOLE CUT

140 (even par) in 2018	144 (four over par) in 2011
141 (one over par) in 2001	144 (four over par) in 2013
142 (two over par) in 2016	145 (five over par) in 1982
143 (one over par) in 1995	145 (three over par) in 1988
143 (one over par) in 2014	145 (one over par) in 1989
144 (four over par) in 2005	145 (five over par) in 1994
144 (even par) in 2006	145 (five over par) in 2007

RECORD HIGH 36-HOLE CUT

154 (fourteen over par) in 1958

A LOOK AT THE CHAMPIONS (Stroke Play only)

YEAR	WINNER	Margin of win	# of times it took to win	How he did the previous year	How he did while defending
1958	Dow Finsterwald	2	1	-	4th
1959	Bob Rosburg	1	2	T-11th	Missed 3rd round cut
1960	Jay Herbert	1	3	T-25th	13th
1961	Jerry Barber	Playoff	3	T-32nd	Missed 2nd round cut
1962	Gary Player	1	2	T-29th	T-8th
1963	Jack Nicklaus	2	2	T-3rd	2nd
1964	Bobby Nichols	3	3	T-23rd	T-54th
1965	Dave Marr	2	7	65th	T-18th
1966	Al Geiberger	4	4	T-19th	T-5th
1967	Don January	Playoff	8	T-12th	T-51st
1968	Julius Boros	1	11	T-5th	T-25th
1969	Raymond Floyd	1	6	T-41st	T-8th
1970	Dave Stockton	2	3	T-35th	T-40th
1971	Jack Nicklaus	2	10	T-6th	T-13th
1972	Gary Player	2	10	T-4th	T-51st
1973	Jack Nicklaus	4	12	T-13th	2nd
1974	Lee Trevino	1	7	T-18th	T-60th
1975	Jack Nicklaus	2	14	2nd	T-4th
1976	Dave Stockton	1	9	Missed Cut	T-31st
1977	Lanny Wadkins	Playoff	5	Missed Cut	T-34th
1978	John Mahaffey	Playoff	5	Withdrew after 3rd round	T-51st
1979	David Graham	Playoff	7	Missed Cut	T-26th
1980	Jack Nicklaus	7	19	T-65th	T-4th
1981	Larry Nelson	4	6	Missed Cut	Missed Cut
1982	Raymond Floyd	3	19	T-19th	T-20th
1983	Hal Sutton	1	2	T-29th	T-6th
1984	Lee Trevino	4	16	T-14th	2nd
1985	Hubert Green	2	13	T-14th	T-41st
1986	Bob Tway	2	1	-	T-47th
1987	Larry Nelson	Playoff	12	Missed Cut	T-38th
1988	Jeff Sluman	3	3	T-14th	T-24th
1989	Payne Stewart	1	8	T-9th	T-8th
1990	Wayne Grady	3	4	T-46th	T-43rd
1991	John Daly	3	1	-	82nd
1992	Nick Price	3	9	Withdrew before 1st round	T-31st
1993	Paul Azinger	Playoff	8	T-33rd	Missed Cut
1994	Nick Price	6	11	T-31st	T-39th
1995	Steve Elkington	Playoff	8	T-7th	T-3rd
1996	Mark Brooks	Playoff	9	T-31st	Missed Cut
1997	Davis Love III	5	11	Missed Cut	T-7th
1998	Vijay Singh	2	7	T-13th	T49th
1999	Tiger Woods	1	3	T-10th	Win
2000	Tiger Woods	Playoff	4	Win	T-29th
2001	David Toms	1	5	T5th	Cut
2002	Rich Beem	1	2	T70th	Cut
2003	Shaun Micheel	2	1	-	T24th
2004	Vijay Singh	Playoff	13	T34th	T10th
2005	Phil Mickelson	1	13	T6th	T16th
2006	Tiger Woods	3	10	T4th	Win
2007	Tiger Woods	2	11	Win	Did not play
2008	Padraig Harrington	2	10	T42nd	T10th
2009	Y.E Yang	3	3	Cut	Cut
2010	Martin Kaymer	Playoff	3	T6th	Cut
2011	Keegan Bradley	Playoff	1	-	T3rd
2012	Rory McIlroy	8	4	T64th	T8th
2013	Jason Dufner	2	5	T27th	WD
2014	Rory McIlroy	1	6	T8th	17th
2015	Jason Day	4	6	T15th	2nd
2016	Jimmy Walker	1	7	Missed Cut	Missed Cut
2017	Justin Thomas	2	3	T-66th	-
2018	Brooks Koepka	2	7	T-13th	-

PURSE THROUGH THE YEARS

YEAR	1ST PLACE	TOTAL PURSE	YEAR	1ST PLACE	TOTAL
1916	\$500	\$ 2,580	1968	25,000	150,000
1917	(No Championship Played)		1969	35,000	175,000
1919	\$500	2,580	1970	40,000	200,000
1920	\$500	2,580	1971	40,000	202,440
1921	\$500	2,580	1972	45,000	224,087
1922	\$500	2,580	1973	45,000	225,000
1923	*	3,600	1974	45,000	225,000
1924	*	6,830	1975	45,000	225,000
1925	*	6,330	1976	45,000	250,950
1926	*	11,100	1977	45,000	250,750
1927	*	15,441	1978	50,000	300,240
1928	*	10,400	1979	60,000	350,600
1929	*	5,000	1980	60,000	376,400
1930	*	10,300	1981	60,000	401,600
1931	\$1,000	7,200	1982	65,000	451,800
1932	\$1,000	7,200	1983	100,000	608,099
1933	\$1,000	7,200	1984	125,000	700,300
1934	\$1,000	7,200	1985	125,000	702,000
1935	\$1,000	7,820	1986	140,000	801,100
1936	\$1,000	9,200	1987	150,000	901,275
1937	\$1,000	9,200	1988	160,000	1,000,000
1938	\$1,100	10,000	1989	200,000	1,120,000
1939	\$1,100	10,600	1990	225,000	1,350,000
1940	\$1,100	11,050	1991	230,000	1,400,000
1941	\$1,100	10,600	1992	280,000	1,608,000
1942	\$1,000	7,550	1993	300,000	1,702,750
1943	(No Championship Played)		1994	310,000	1,748,125
1944	\$3,500	14,500	1995	360,000	1,991,825
1945	3,750	14,700	1996	430,000	2,412,675
1946	3,500	17,700	1997	470,000	2,602,300
1947	3,500	17,700	1998	540,000	2,886,800
1948	3,500	17,700	1999	630,000	3,492,550
1949	3,500	17,700	2000	900,000	5,031,100
1950	3,500	17,700	2001	936,000	5,205,050
1951	3,500	17,700	2002	990,000	5,465,300
1952	3,500	17,700	2003	1,080,000	5,938,300
1953	\$5,000	\$20,700	2004	\$1,125,000	6,225,300
1954	5,000	20,700	2005	\$1,170,000	\$6,378,950
1955	5,000	20,700	2006	\$1,224,000	\$6,696,250
1956	5,000	40,000	2007	\$1,260,000	\$6,900,900
1957	8,000	42,100	2008	\$1,350,000	\$7,216,900
1958	5,500	39,388	2009	\$1,350,000	\$7,484,500
1959	8,250	51,175	2010	\$1,350,000	\$7,399,400
1960	11,000	63,130	2011	\$1,445,000	\$7,934,000
1961	11,000	64,800	2012	\$1,445,000	\$7,895,200
1962	13,000	69,400	2013	\$1,445,000	\$7,934,000
1963	13,000	80,900	2014	\$1,800,000	\$9,913,000
1964	18,000	100,002	2015	\$1,800,000	\$9,979,800
1965	25,000	149,700	2016	\$1,800,000	\$10,110,000
1966	25,000	149,360	2017	\$1,890,000	\$10,443,300
1967	25,000	148,200	2018	\$1,980,000	\$11,028,000

PLAYOFFS

1961, Jerry Barber shot 67 to beat Don January who shot 68

1967, Don January shot 69 to beat Don Massengale who shot 71

In 1977 the PGA of America adopted the sudden death method for playoffs

1977, Lanny Wadkins beat Gene Littler with a par on the third playoff hole

	1st hole - Par 4	2nd hole - Par 5	3rd hole - Par 3
Wadkins	Par	Birdie	Par
Littler	Par	Birdie	Bogey

1978, John Mahaffey beat Jerry Pate and Tom Watson with a birdie on the second playoff hole

	1st hole - Par 4	2nd hole - Par 4
Mahaffey	Par	Birdie
Watson	Par	Par
Pate	Par	Par

1979, David Graham beat Ben Crenshaw with a birdie on the third playoff hole

	1st hole - Par 4	2nd hole - Par 5	3rd hole - Par 3
Graham	Par	Birdie	Birdie
Crenshaw	Par	Birdie	Bogey

1987, Larry Nelson beat Lanny Wadkins with a par on the first playoff hole

	1st hole (10th) - Par 4
Nelson	Par
Wadkins	Bogey

1993, Paul Azinger beat Greg Norman with a par on the second playoff hole

	1st hole (18th) - Par 4	2nd hole (10th) - Par 4
Azinger	Par	Par
Norman	Par	Bogey

1995, Steve Elkington beat Colin Montgomerie with a birdie on the first playoff hole

	1st hole (18th) - Par 4
Elkington	Birdie
Montgomerie	Par

1996, Mark Brooks beat Kenny Perry with a birdie on the first playoff hole

	1st hole (18th) - Par 5
Brooks	Birdie
Perry	Bogey

2000 Tiger Woods beat Bob May in the new three hole playoff scheme

On the three holes, Wood had birdie 3 - par 4 - par 5 for a total of 12

On the three holes, May had par 4 - par 4 - par 4 for a total of 13

2004 Vijay Singh beat Justin Leonard and Chris DiMarco in a three-hole playoff

On the three holes, Singh had birdie 3 - par 3 - par 4 for a total of 10

On the three holes, Leonard had par 4 - par 4 - par 4 for a total of 11

On the three holes, Dimarco had par 4 - par 4 - par 4 for a total of 11

2010 Martin Kaymer beat Bubba Watson in a three-hole playoff

On the three holes, Kaymer had par 4 - birdie 2 - bogey 5 for a total of 11

On the three holes, Watson had birdie 3 - par 3 - double bogey 6 for a total of 12

2011 Keegan Bradley beat Jason Dufner in a three-hole playoff

On the three holes, Bradley had birdie 3 - par 3 - par 4 for a total of 10

On the three holes, Dufner had par 4 - bogey 4 - birdie 3 for a total of 11

MOST CHAMPIONSHIPS WON (BOTH MATCH PLAY & STROKE PLAY)

5 by Walter Hagen (1921, 1924, 1925, 1926, and 1927)
 5 by Jack Nicklaus (1963, 1971, 1973, 1975 and 1980)
 4 by Tiger Woods (1999, 2000, 2006 and 2007)
 3 by Gene Sarazen (1922, 1923 and 1933)
 3 by Sam Snead (1942, 1949 and 1951)
 2 by Jim Barnes (1916 and 1919)
 2 by Leo Diegel (1928 and 1929)
 2 by Paul Runyan (1934 and 1938)
 2 by Denny Shute (1936 and 1937)
 2 by Byron Nelson (1940 and 1945)
 2 by Ben Hogan (1946 and 1948)
 2 by Gary Player (1962 and 1972)
 2 by Dave Stockton (1970 and 1976)
 2 by Raymond Floyd (1969 and 1982)
 2 by Lee Trevino (1974 and 1984)
 2 by Larry Nelson (1981 and 1987)
 2 by Nick Price (1992 and 1993)
 2 by Rory McIlroy (2012 and 2014)

WINNING THE PGA CHAMPIONSHIP (ON FIRST TRY)

Jim Barnes in 1916
 Tom Creavy in 1931
 Bob Hamilton in 1944
 Doug Ford in 1955
 Bob Tway in 1986
 John Daly in 1991
 Shaun Micheel in 2003
 Keegan Bradley in 2011

WINNING THE PGA CHAMPIONSHIPS (ON SECOND TRY)

Bob Rosburg in 1959
 Gary Player in 1962
 Jack Nicklaus in 1963
 Hal Sutton in 1983
 Rich Beem in 2002

CHAMPION BREAKDOWN BY NATIVE COUNTRY

80 - United States	2 - England
5 - Australia	2 - Fiji
4 - South Africa	1 - Ireland
2 - Northern Ireland	1 - South Korea
2 - Scotland	1 - Germany

MOST TIMES RUNNER UP

4 by Jack Nicklaus (1964, 1965, 1974 and 1983)
 3 by Byron Nelson (1939, 1941 and 1944)
 3 by Arnold Palmer (1964, 1968 and 1970)
 3 by Billy Casper (1958, 1965 and 1971)
 3 by Tiger Woods (2002, 2009 and 2018)
 3 by Lanny Watkins (1982, 1984 and 1987)

OLDEST WINNER

48 years, 4 months, 18 days old, Julius Boros
 (Born March, 3 1920) in 1968
 45 years, 3 months, 6 days old, Jerry Barber
 (Born April 25, 1916) in 1961
 44 years, 8 months, 18 days old, Lee Trevino
 (Born Dec. 1, 1939) in 1984
 41 years, 5 months, 24 days old, Vijay Singh
 (Born Feb. 22nd, 1963) in 2004
 40 years, 6 months, 20 days old, Jack Nicklaus
 (Born Jan. 21, 1940) in 1980

YOUNGEST WINNER

20 years, 5 months, 22 days old, Gene Sarazen
 (Born Feb. 27, 1902) in 1922
 20 years, 7 months, 17 days old, Tom Creavy
 (Born Feb. 3, 1911) in 1931
 21 years, 7 months, 2 days old, Gene Sarazen
 (Born Feb. 27, 1902) in 1923
 23 years, 3 months, 8 days old, Rory McIlroy
 (Born May 4, 1989) in 2012
 23 years, 6 months old, Jack Nicklaus
 (Born Jan. 21, 1940) in 1963
 23 years, 7 months old, Tiger Woods
 (Born Dec. 30, 1975) in 1999

AGE BREAKDOWN OF WINNERS

9 between 20 and 24 years old
 23 between 25 and 29 years old
 39 between 30 and 34 years old
 23 between 35 and 39 years old
 3 between 40 and 44 years old
 2 between 45 and 50 years old

PGA CLUB PROFESSIONAL RECORDS

BEST FIRST - ROUND SCORE

66 by Buddy Whitten in 1983
 67 by Frank Dobbs in 1995
 68 by Stan Thisk in 1972
 68 by Bob Benson in 1975
 68 by John Jackson in 1982
 68 by Jay Overton in 1988
 68 by Rick Schuller in 2001

BEST SECOND - ROUND SCORE

64 by Don Bies in 1969
 66 by Jay Overton in 1988
 67 by Mark Mielke in 1995
 68 by Jimmy Wright in 1969
 68 by Maurice VerBrugge in 1975
 68 by Jimmy Powell in 1975
 68 by Dennis Tiziani in 1976
 68 by Tommy Aycock in 1974
 68 by Tom Dolby in 1994
 68 by Jim White in 1994
 68 by Mike Small in 2005

BEST THIRD - ROUND SCORE

67 by Larry Wise in 1972
 67 by Denny Lyons in 1973
 67 by Ben Kern in 2018
 69 by Jimmy Wright in 1969
 69 by Tommy Bolt in 1971
 69 by Jim Woodward in 1987

BEST FOURTH - ROUND SCORE

69 by Tommy Bolt in 1971
 69 by Sam Snead in 1972
 68 by Bob Boyd in 1983
 69 by Stu Ingraham in 1993

BEST 36 - HOLE SCORE

134 (68-66) by Jay Overton in 1988
 136 (66-70) by Buddy Whitten in 1983
 138 (74-64) by Don Bies in 1969
 138 (68-70) by Rick Schuller in 2001
 139 (71-68) by Jimmy Wright in 1969
 139 (69-70) by Ed Dougherty in 1975

BEST 54 - HOLE SCORE

208 (71- 68- 69) by Jimmy Wright in 1969
 209 (74-64-71) by Don Bies in 1969
 209 (66-70-73) by Buddy Whitten in 1983
 210 (73-70-67) by Denny Lyons in 1973
 210 (68-66-76) by Jay Overton in 1988
 210 (68-70-72) by Rick Schuller in 2001

BEST 72 - HOLE SCORE

277 (71-69-67-70) by Ben Kern in 2018
 279 (71-68-69-71) by Jimmy Wright in 1969 - 4th place
 281 (68-70-72-71) by Rick Schuller in 2001 - T44th place
 283 (74-64-71-74) by Don Bies in 1969 - T-11 place
 283 (71-70-71-71) by Tom Wargo in 1993 - T-31st place
 283 (74-69-71-69) by Stu Ingraham in 1993 - T-31st place

MOST APPEARANCES BY A PERSON THAT QUALIFIED AS A CLUB PROFESSIONAL

12 by Steve Schneider
 11 by Darrell Kestner
 11 by Larry Gilbert
 11 by Jay Overton
 10 by Mike Small
 10 by Bob Ford
 10 by Bob Boyd
 10 by Bob Sowards
 9 by Tim Thelean
 8 by Jimmy Wright
 8 by Lonnie Nielsen
 7 by Ron Philo, Jr.
 7 by Bruce Zabriski
 7 by Gene Borek
 7 by Jeffrey Lankford
 7 by Jim Albus
 7 by John Jackson
 7 Ken Schall
 7 by Lynn Janson
 7 by Robert Hoyt

BEST FINISH

Third by Tommy Bolt in 1971
 Fourth by Jimmy Wright in 1969
 Tied-fourth by Sam Snead in 1972
 Tied-ninth by Sam Snead in 1973
 Tied-11th by Don Bies in 1969
 Tied for 11th by Tommy Aycock in 1974
 Tied for 11th by Lonnie Nielsen in 1986
 Tied for 12th by Denny Lyons in 1973
 Tied for 17th by Jay Overton in 1988
 Tied for 19th by Bob Boyd in 1990
 Tied for 20th by Larry Wise in 1972
 Tied for 22nd by Stan Brion in 1974
 Tied for 22nd by Ed Dougherty in 1975
 Tied for 22nd by Don Massengale in 1976
 Tied for 24th by Don Massengale in 1974
 Tied for 27th by Buddy Whitten in 1983
 Tied for 28th by Tom Wargo in 1992
 Tied for 30th by Bob Menne in 1970
 Tied for 30th by Gene Borek in 1971
 Tied for 30th by Bob Boyd in 1983
 Tied for 30th by Bob Boyd in 1994
 Tied for 31st by Chip Sullivan in 2004

MOST FINALS

- 6 by Walter Hagen (winner, 1921, '24, '25, '26, '27; runner-up, 1923)
- 5 by Sam Snead (winner 1942, '49 and '51; runner-up, 1938 and '40)
- 5 by Byron Nelson (winner, 1940 and '45; runner-up, 1939, '41 and '44)
- 4 by Jim Barnes (winner, 1916 and '19; runner-up, 1921 and '24)
- 4 by Gene Sarazen (winner, 1922, '23 and '33; runner-up, 1930)
- 3 by Denny Shute (runner-up, 1931; winner, 1936 and '37)
- 3 by Leo Diegel (runner-up, 1926; winner, 1928 and '29)
- 3 by Chick Harbert (runner-up, 1947 and '51; winner, 1954)
- 3 by Walter Burkemo (runner-up, 1951 and '54; winner, 1953)

MOST TIMES IN SEMIFINALS

- 8 by Walter Hagen (1916, '21, '23, '24, '25, '26, '27 and '29)
- 7 by Gene Sarazen (1922, '23, '28, '30, '31, '33 and '41)
- 6 by Byron Nelson (1939, '40, '41, '42, '44 and '45)
- 5 by Sam Snead (1938, '40, '42, '49 and '51)
- 4 by Denny Shute (1931, '34, '36 and '37)
- 4 by Jim Barnes (1916, '19, '21 and '24)
- 4 by Jimmy Demaret (1942, '46, '48 and '50)
- 4 by Walter Burkemo (1951, '53, '54 and '57)

MOST CONSECUTIVE TIMES IN FINALS

- 5 by Walter Hagen (runner-up, 1923; winner, 1924, '25, '26 and '27)*
- 3 by Byron Nelson (runner-up, 1939; winner, 1940; runner-up 1941)

*Hagen made it into finals in 1921, but did not play in the 1922 PGA Championship.

MOST YEARS QUALIFIED FOR MATCH PLAY

- | | |
|--------------------|--------------------|
| 28 by Gene Sarazen | 18 by Denny Shute |
| 21 by Vic Ghezzi | 17 by Horton Smith |
| 20 by Al Watrous | 17 by Sam Snead |

MOST MATCHES PLAYED

- | | |
|--------------------|--------------------|
| 82 by Gene Sarazen | 50 by Walter Hagen |
| 64 by Sam Snead | 47 by Vic Ghezzi |
| 51 by Denny Shute | 45 by Byron Nelson |

MOST HOLES PLAYED IN MATCH PLAY

- 2,221 by Gene Sarazen
- 1,580 by Walter Hagen
- 1,546 by Sam Snead
- 1,374 by Denny Shute
- 1,305 by Byron Nelson

MOST MATCHES WON

- 57 by Gene Sarazen
- 50 by Sam Snead
- 40 by Walter Hagen
- 37 by Byron Nelson
- 35 by Denny Shute

HIGHEST WINNING PERCENTAGE (MINIMUM OF 15 MATCHES)

- 82% by Byron Nelson 37 wins-8 losses
- 82% by Walter Burkemo 27 wins-6 losses
- 81% by Ben Hogan 22 wins-5 losses
- 80% by Walter Hagen 40 wins-10 losses
- 78% by Sam Snead 50 wins-14 losses
- 77% by Jim Barnes 24 wins-7 losses

MOST CONSECUTIVE MATCHES WON

- 22 by Walter Hagen—(five in 1924, five in 1925, five in 1926, five in 1927, two in 1928); streak was broken in the quarterfinals of 1928 with Leo Diegel's 2 and 1 win
- 14 by Denny Shute—(six in 1936, six in 1937, two in 1938); streak was broken in the 3rd round of 1938 with Jimmy Hines' 2 and 1 win
- 13 by Gene Sarazen—(six in 1922, six in 1923, one in 1924); streak was broken in the 2nd round of 1924 with Larry Nabholz's 2 and 1 win
- 11 by Jim Barnes—(five in 1916, five in 1919, one in 1920); streak was broken in the 2nd round of 1920 with Clarence Hackney's 5 and 4 win
- 11 by Walter Burkemo—(six in 1953, five in 1954); streak was broken in the finals of 1954 with Chick Harbert's 4 and 3 win
- 11 by Leo Diegel—(five in 1928, five in 1929, one in 1930); streak was broken in the 2nd round of 1930 with Harold Sampson's 1-up (38) win
- 11 by Byron Nelson—(six in 1940, five in 1941); streak was broken in the finals of 1941 with Vic Ghezzi's 1-up (38) win
- 10 by Walter Hagen—(five in 1921, five in 1923); streak was broken in finals of 1923 with Gene Sarazen's 1-up (38) win*
- *Note Hagen did not play in the 1922 PGA Championship

MOST WINS IN FIRST ROUND

- 22 by Gene Sarazen
- 16 by Sam Snead
- 14 by Ed Dudley
- 14 by Vic Ghezzi
- 13 by Denny Shute

MOST HOLES PLAYED IN ONE CHAMPIONSHIP

- 194 by Gene Sarazen in 1923:
1st round 29, 2nd round 26,
3rd round 34, Quarterfinals 36,
Semifinals 31, Finals 38
- 188 by Walter Hagen in 1923:
1st round 33, 2nd round 27,
3rd round 34, Quarterfinals 32,
Semifinals 25, Finals 38
- 182 by Harold McSpaden in 1937:
1st round 16, 2nd round 20,
3rd round 34, Quarterfinals 39,
Semifinals 36, Finals 37

CHAMPIONS TAKING THE FEWEST HOLES TO WIN

- 154 by Leo Diegel in 1928: 1st round 28, 2nd round 32, Quarterfinals 35, Semifinals 28, Finals 31
- 154 by Leo Diegel in 1929: 1st round 27, 2nd round 27, Quarterfinals 34, Semifinals 34, Finals 32
- 155 by Ben Hogan in 1946: 1st round 17, 2nd round 15, 3rd round 32, Quarterfinals 32, Semifinals 27, Finals 32
- 157 by Gene Sarazen in 1933: 1st round 29, 2nd round 33, Quarterfinals 31, Semifinals 32, Finals 32

BIGGEST WINNING MARGIN OF VICTORY, 12 AND 11

- Jim Barnes beat George Denback in the 1st round, 1923
- Jim Barnes beat John Cowan in the 2nd round, 1923
- Willie Ogg beat Carl Anderson in the 2nd round, 1923
- Walter Hagen beat George McLean in the semifinals, 1923
- Mortie Dutra beat Albert Alcroft in the 1st round, 1927
- Johnny Revolta beat Alex Gerlak in the 1st round, 1933
- Ky Laffoon beat Vic Bass in the 1st round, 1942

BIGGEST WINNING MARGIN OF VICTORY, 12 AND 10

- Ky Laffoon beat George Smith in 1st round, 1934
- Doug Ford beat Wally Ulrich in the 3rd round, 1955

BIGGEST WINNING MARGIN OF VICTORY IN A FINAL

- Paul Runyan beat Sam Snead, 8 and 7 in 1938
- Ben Hogan beat Mike Turnesa, 7 and 6 in 1948
- Sam Snead beat Walter Burkemo, 7 and 6 in 1951

PLAYOFFS IN THE FINALS

- 1923—Gene Sarazen beat Walter Hagen on the 38th hole
- 1934—Paul Runyan beat Craig Wood on the 38th hole
- 1937—Denny Shute beat Harold McSpaden on the 37th hole
- 1939—Henry Picard beat Byron Nelson on the 37th hole
- 1941—Vic Ghezzi beat Bryon Nelson on the 38th hole

MOST PLAYOFFS

- 7 by Claude Harmon 2 wins — 5 losses
- 7 by Harold McSpaden 4 wins — 3 losses
- 7 by Sam Snead 3 wins — 4 losses
- 6 by Chick Harbert 4 wins — 2 losses
- 6 by Byron Nelson 3 wins — 3 losses
- 6 by Al Watrous 2 wins — 4 losses

MOST WINS IN PLAYOFFS

- 5 by Gene Sarazen in five playoffs
- 4 by Harold McSpaden in seven playoffs
- 4 by Chick Harbert in six playoffs
- 4 by Jim Turnesa in five playoffs
- 4 by Walter Burkemo in four playoffs
- 4 by Jim Ferrier in four playoffs
- 4 by Ky Laffoon in four playoffs

MOST EXTRA-HOLE MATCHES PLAYED IN ONE YEAR

- 3 by Harold McSpaden in 1937—beat Bunny Torpey in the 2nd round (20 holes), beat Henry Picard in quarterfinals (39 holes), lost to Denny Shute in the finals (37 holes)
- 3 by Walter Burkemo in 1951—beat Tody Lyons in the 1st round (20 holes), beat Chick Harbert in the 2nd round (19 holes), beat Ellsworth Vines in the semifinals (37 holes)
- 3 by Dave Douglas in 1953—beat Lew Worsham in the 1st round (20 holes), beat Sam Snead in the 2nd round (19 holes), beat Jackson Bradley in the 3rd round (37 holes)

LONGEST MATCHES (36 HOLES)

- 43 holes — John Golden beat Walter Hagen in the 1st round in 1932
- 42 holes — Claude Harmon beat Sam Snead in the quarterfinals in 1948
- 41 holes — Bobby Cruickshank beat Al Watrous in the 1st round in 1932

LONGEST MATCHES (18 HOLES)

- 26 holes — Chick Harbert beat Eddie Burke in the 2nd round in 1948
- 24 holes — Ted Kroll beat Max Evans in the 2nd round in 1954

LOWEST QUALIFYING SCORE

- 134 by Jim Ferrier in 1946
- 134 by Stewart Alexander in 1948
- 134 by Johnny Palmer in 1953

HIGHEST QUALIFYING SCORE BY A CHAMPION

- 154 by Denny Shute in 1936, 155 made it into match play
- 151 by Walter Hagen in 1925, 157 made it into match play
- 151 by Leo Diegel in 1928, 60 made it into match play
- 151 by Byron Nelson in 1940, 53 made it into match play
- 149 by Denny Shute in 1937; Shute was exempt from qualifying, and 63 made it into match play

MEDALIST GOING ON TO WIN THE PGA CHAMPIONSHIP

- 140 by Walter Hagen in 1926
- 141 by Walter Hagen in 1927 (shared low medalist honors)
- 140 by Olin Dutra in 1932
- 138 by Byron Nelson in 1945 (shared low medalist honors)
- 135 by Doug Ford in 1955