

OFFICIAL MEDIA GUIDE

KEVIN KISNER
2018 Runner-up

BUBBA WATSON
Defending Champion

MEET YOUR MATCH



DELL
Technologies
MATCH PLAY

MARCH 27-31, 2019 • AUSTIN COUNTRY CLUB



Table of Contents

Format Overview and Glossary.....	2	2001 American Express Championship	153
Schedule of Events.....	3	2000 American Express Championship	154
Media Facts	4-5	1999 American Express Championship	155
Tournament Officials.....	6	Bridgestone Invitational Facts	157-158
2019 Official Scorecard.....	7	2018 Bridgestone Invitational.....	159
3-Year Ranking of Holes at Austin Country Club	7	2017 Bridgestone Invitational.....	160
Scoring Averages at a Glance (2016-18).....	8	2016 Bridgestone Invitational.....	161
Purse Breakdown.....	8	2015 Bridgestone Invitational.....	162
History at a Glance	9	2014 Bridgestone Invitational.....	163
Austin Country Club routing for Dell Technologies Match Play...10		2013 Bridgestone Invitational.....	164
		2012 Bridgestone Invitational.....	165
		2011 Bridgestone Invitational.....	166
HISTORY OF THE DELL TECHNOLOGIES MATCH PLAY	11-86	2010 Bridgestone Invitational.....	167
Tournament Brackets.....	12-31	2009 Bridgestone Invitational.....	168
Dell Technologies Match Play Records.....	32-34	2008 Bridgestone Invitational.....	169
Dell Technologies Match Play Player Records.....	35-66	2007 Bridgestone Invitational.....	170
Player Seeds	67-75	2006 Bridgestone Invitational.....	171
Dell Technologies Match Play Top 50 Money Leaders.....	76	2005 NEC Invitational.....	172
Seeds by the Number	77-86	2004 NEC Invitational.....	173
		2003 NEC Invitational.....	174
		2002 NEC Invitational	175
PLAYER RECORDS.....	87-131	2001 NEC Invitational	176
		2000 NEC Invitational.....	177
		1999 NEC Invitational.....	178
WORLD GOLF CHAMPIONSHIPS.....	132-189	HSBC Champions Facts.....	179
Mexico Championship Facts.....	133-134	2018-19 HSBC Champions	180
2019 Mexico Championship	135	2017-18 HSBC Champions	181
2018 Mexico Championship	136	2016-17 HSBC Champions	182
2017 Mexico Championship	137	2015-16 HSBC Champions	183
2016 Cadillac Championship.....	138	2014-15 HSBC Champions	184
2015 Cadillac Championship.....	139	2013-14 HSBC Champions	185
2014 Cadillac Championship.....	140	2012 HSBC Champions.....	186
2013 Cadillac Championship.....	141	2011 HSBC Champions.....	187
2012 Cadillac Championship.....	142	2010 HSBC Champions.....	188
2011 Cadillac Championship.....	143	2009 HSBC Champions.....	189
2010 CA Championship.....	144		
2009 CA Championship.....	145	ADDITIONAL INFORMATION.....	190-191
2008 CA Championship.....	146	Walter Hagen Cup/Walter Hagen	191
2007 CA Championship.....	147		
2006 American Express Championship	148	2018-19 World Golf Championships Schedule	back cover
2005 American Express Championship	149		
2004 American Express Championship	150		
2003 American Express Championship	151		
2002 American Express Championship	152		

Style Reminder:

World Golf Championships–Dell Technologies Match Play

There are four World Golf Championships events. World Golf Championships, of and unto itself, is always plural. At second and all subsequent references, the tournament may be called the Dell Technologies Match Play. The Dell Technologies Match Play is the third World Golf Championships event of the 2018-19 PGA TOUR Season as preceded by the HSBC Champions and the Mexico Championship. The FedEx St. Jude Invitational is the final World Golf Championships event of the 2018-19 PGA TOUR Season.

Format Overview and Glossary

The World Golf Championships-Dell Technologies Match Play makes its fourth trip to Austin, Texas, and Austin Country Club in 2019. As with the past three years, the field will be divided into 16 four-player groups. Each group will play round-robin matches within their group on Wednesday, Thursday and Friday. The player with the best record in each of the four-player groups advances to the Round of 16 for single-elimination match play. The Round of 16 will be played Saturday morning, followed by the Quarterfinals on Saturday afternoon. The Semifinals will be Sunday morning, followed by the Championship Match and Consolation Match on Sunday afternoon.

- 64 players, grouped into 16 groups of four players each for rounds 1, 2 and 3, held Wednesday to Friday. Groups will be determined during a live show on GOLF Channel on Monday from 4-5 p.m. CT.
- During group play, players play 18-hole matches against each of the other players in their group. Matches are played to either a conclusion or a halve. Matches all square after 18 holes are not extended. Points awarded to players based on results of each match as follows:
 - Winner - 1 point
 - Loser - 0 points
 - Halved - 1/2 point per player
- In the event two or more players in a group are equal with the highest point totals, a match-play hole-by-hole playoff will determine the player that advances to the 16-player, single-elimination matches.
- The purse distribution for the event will be similar to past years, but payments for the players who do not advance beyond pool play will be based on the player's record within the pool play round.

Glossary of Match-Play Terminology

Match Play: Match play is the game played by holes.

Opponent: In match play it is never a competitor, always an opponent or player.

Reckoning of Hole (status of match): Reckoning of holes is kept by the terms: so many "holes up," or "all square" and so many "holes to play."

Halved Hole: A hole is halved when each side holes out in the same number of strokes.

All Square: A match is all square when each side has won the same number of holes as the other side, or when each hole has been halved.

Concession of next stroke, hole or match (Rule 2-4): When the opponent's ball is at rest or is deemed to be at rest under Rule 16-2, the player may concede the opponent to have holed out with his next stroke and the ball may be removed by either side with a club or otherwise. A player may concede a hole or a match at any time prior to the conclusion of the hole or the match. Concession of a stroke, hole or match may not be declined or withdrawn.

Schedule of Events

MONDAY, MARCH 25

Practice Rounds for Professionals

- 9 a.m. Gates Open - ACC and Dell only
- 11:30 a.m. - 1:30 p.m. The First Tee 9 Core Values Luncheon
Hyatt Regency, Texas Ballroom
- 4 - 5 p.m. Bracket Special Broadcast
GOLF Channel from Orlando Studios

TUESDAY, MARCH 26

Practice Rounds for Professionals

- 9 a.m. Gates Open - ACC and Dell only
- 10 a.m. - 3:30 p.m. Executive Women's Day
Austin Country Club Ballroom
- 4:30 - 5:30 p.m. Youth Clinic with Tom Herman,
University of Texas golfers
Driving Range
- 5 p.m. Live Music - Jody Jenkins
Austin Country Club Terrace Lawn
- 6 - 8 p.m. Kickoff Party
Hotel Van Zandt, Geraldine's, 2nd floor

WEDNESDAY, MARCH 27

Group Play - Competition Round 1

- 8:30 a.m. Gates Open
- 8:30 - 9:30 a.m. Opening Ceremony
1st Tee
- 9:30 a.m. - 3:11 p.m. Thirty-two Matches, approximate tee
times
- 1 - 7 p.m. GOLF Channel broadcast

THURSDAY, MARCH 28

Group Play - Competition Round 2

- 8:30 a.m. Gates Open
- 9:30 a.m. - 3:11 p.m. Thirty-two Matches, approximate tee
times
- 1 - 7 p.m. GOLF Channel broadcast

FRIDAY, MARCH 29

Group Play - Competition Round 3

- 8:30 a.m. Gates Open
- 9 - 10:30 a.m. Yoga for ACC Members
Back Nine Member Patio presented by
Kendra Scott
- 9:30 a.m. - 3:11 p.m. Thirty-two Matches, approximate tee
times
- 1 - 7 p.m. GOLF Channel broadcast
- Last putt - 7 p.m. Live Music - Kyle Park
Austin Country Club Terrace Lawn

SATURDAY, MARCH 30

Round of 16 and Quarterfinals - Competition Rounds 4 & 5

- 7 a.m. Gates Open
- 7:30 - 8:47 a.m. Eight Matches, approximate tee times
- 12:25 - 1:10 p.m. Eight Matches, approximate tee times
- 9 a.m. - 1 p.m. GOLF Channel broadcast
- 1 - 5 p.m. NBC broadcast
- Last putt - 5 p.m. Live Music - Matt and the Herdsman
Austin Country Club Terrace Lawn

SUNDAY, MARCH 31

Semifinals, Consolation and Championship Matches - Competition Rounds 6 & 7

- 8 a.m. Gates Open
- 8:40 a.m. Color Guard Presentation and
National Anthem
1st Tee
- 9 - 9:11 a.m. Semifinals, approximate tee times
- 9:30 - 10:30 a.m. Military Packing Program
Austin Country Club Ballroom
- In between rounds Live Music - Jane ELLAN Bryant
Behind 1st Tee
- 2 p.m. Consolation Match, approximate tee
times
- 2:15 p.m. Championship Match, approximate tee
times
- 9 a.m. - 1 p.m. GOLF Channel broadcast
- 2 - 6 p.m. NBC broadcast

* All times are in Central Standard Time Zone.

Media Facts

EVENT:

World Golf Championships-Dell Technologies Match Play (Dell Technologies Match Play on second reference)

The Dell Technologies Match Play is one of four World Golf Championships sanctioned and organized by the operational committee of the International Federation of PGA Tours, which includes the Asian Tour, European Tour, Japan Golf Tour, PGA TOUR, PGA Tour of Australasia and Southern Africa Tour. The other World Golf Championships include the Mexico Championship (Mexico City, Mexico), FedEx St. Jude Invitational (Tennessee, USA) and HSBC Champions (China).

DATE:

March 27-31, 2019

SITE:

Austin Country Club, Austin, Texas

PAR/YARDAGE:

Par: 35-36—71/7,108 yards

ARCHITECT/OPENED:

Pete Dye/1984

2018 CHAMPION:

Bubba Watson defeated Kevin Kisner, 7&6

FORMAT:

Match play (hole-by-hole competition).

The 64-player Dell Technologies Match Play field will be divided into 16 four-player groups. Each group will play round-robin matches within their group on Wednesday, Thursday and Friday (March 27, 28 and 29). The player with the best record in each of the four player groups advances to the Round of 16 for single-elimination match play (in the event of a two-way tie in a group, head-to-head match results will be used as the tiebreaker; a three-way tie will require a sudden-death stroke play hole by hole playoff).

Group Play (Round Robin Matches - 18 hole matches played to either a conclusion or a halve (matches will not be extended beyond 18 holes)

Wednesday, Round 1 - 32 matches (64 players)

Thursday, Round 2 - 32 matches (64 players)

Friday, Round 3 - 32 matches (64 players)

Players in the field assigned a seed number for the competition determined by their position on the Official World Rankings, as of Monday the week of the tournament (March 25, 2019 - after the Valspar). The highest ranked player in the field Seed #1, and the lowest ranked player in the field Seed #64.

Players are then placed into four pools of 16 players.

1-16 / Pool A

17-32/ Pool B

33-48 / Pool C

49-64/ Pool D

The top 16 players will be the top player in each of the 16 groups. So the No. 1 seed is the top player in Group 1, No. 2 seed is the top player in Group 2 and so on.

The remaining players in each group will be picked randomly live on the Golf Channel as part of the Dell Technologies Match Play Draw Show on Monday, March 25.

During group play (Rounds 1, 2 and 3) players play 18 hole matches against each of the other players in their group. Matches played to either a conclusion or a halve. Matches all square after 18 holes are not extended. Points awarded to players based on results of each match as follows: Winner - 1 point, Loser - 0 point, Halved - each player 1/2 point.

The player in each group with the highest point total at the end of group play advances to the 16-player, single-elimination matches. In the event two or more players in a group are equal with the highest point totals, a stroke play hole-by-hole playoff will determine the player who advances to the 16 player, single-elimination matches.

Group play hole-by-hole playoffs will be conducted after the matches in a group are complete and after all of the group play matches have started their third round match. Group play hole-by-hole playoffs will start on the first hole and play holes 1 through 18 in sequence repeated if necessary, until the player is determined who will advance to the elimination play matches.

Single-elimination matches - 18 hole matches played to a conclusion. No halved matches. Matches all square after 18 holes will be extended until a winner is determined.

Round-4, Saturday morning - Eight matches (16 players) - winners advance to Round 5 (quarter-final) matches. Matches all square after 18 holes in Round 4 extended on holes 10 through 18 and repeated if necessary.

Round 5, Saturday afternoon - Four quarter-final matches (eight players) - winners advance to Round 6 (semi-final) matches. Matches all square after 18 holes in Round 5 are extended on holes 12 through 18 and repeated if necessary.

Round 6, Sunday morning - Two semi-final matches (four players) - winners advance to the championship match, losers advance to match for third place. Matches all square after 18 holes in Round 6 are extended to holes 12 through 18 and repeated if necessary.

Round 7, Sunday afternoon - One match for third place (two players) and championship match (two players). Matches all square after 18 holes in Round 7 are extended on holes 12 through 18 and repeated if necessary.

For more details on group format, visit www.worldgolfchampionships.com.



Media Facts (cont.)

PURSE:

\$10.25 million (US); \$1.745 million to the winner
Prize money earned will be considered official on each player's home Tour.

FIELD:

The Dell Technologies Match Play boasts one of the strongest international fields of the year in all of golf. The world-class field is made-up of the following:

- The top 64 available players from the Official World Golf

Ranking, as of the Monday one week prior to the week of the tournament (March 18, 2019)

- These 64 players are then seeded by their ranking based on their position in the Official World Golf Ranking the following Monday, March 25, 2019.

TV LISTINGS:

The Dell Technologies Match Play is broadcast to 226 countries and territories in 23 languages.

Domestic TV Schedule (All times ET):

Wednesday, Thursday and Friday, March 27-29	1-7 p.m.	GOLF Channel
Saturday, March 29	9 a.m. -1p.m.	GOLF Channel
	1-5 p.m.	NBC
Sunday, March 31	9 a.m. -1p.m.	GOLF Channel
	2-6 p.m.	NBC

TROPHY:

Walter Hagen Cup

WEBSITE:

www.worldgolfchampionships.com

TICKETS:

A limited number of tickets remain available and can be purchased at www.delltechnologiesmatchplay.com or by calling 844-868-7465. Tickets available include daily and weekly grounds badges that grant access to the Austin Country Club grounds and all public venues, fan activations and bleachers. Additionally, ULTRA Club badges are available. Located on the 12th fairway, The ULTRA Club offers an upgraded venue to sit, mingle and enjoy a choice of food and beverages for purchase. Several large-screen televisions keep guests in all the action with the open-seating, relaxed sports bar setting.

CHARITY:

The Dell Technologies Match Play is entering its fourth year in Austin. The Dell Technologies Match Play generated \$1.1 million to local charities in its third year in Austin with five local charities: Austin Parks Foundation, Boys & Girls Clubs of the Austin Area, The First Tee of Greater Austin, Helping Hand Home for Children and Keep Austin Beautiful as the designated local charity beneficiaries from the tournament's overall contributions. In total, Dell Technologies Match Play has generated more than \$18 million for charity since its inception, including prior title sponsors. The World Golf Championships as a whole have generated more than \$60 million for global charities since 1999. For more information, visit www.worldgolfchampionships.com.

ABOUT DELL TECHNOLOGIES:

Dell Technologies is a unique family of businesses that provides the essential infrastructure for organizations to build their digital future, transform IT and protect their most important asset, information. The company services customers of all sizes across 180 countries – ranging from 90 percent of the Fortune 500 to individual consumers – with the industry's most comprehensive and innovative portfolio from the edge to the core to the cloud.

UMBRELLA SPONSORS:

Grupo Salinas, Dell Technologies, FedEx, HSBC

SOCIAL:

Twitter	@DellMatchPlay
Instagram	@DellMatchPlay
Facebook	www.facebook.com/dellmatchplay

CHAMPIONSHIP OFFICE:

3600 Capital of Texas Highway
Suite 230
Austin, TX 78746
512-949-5885

EXECUTIVE DIRECTOR:

Jordan Uppleger

OPERATIONS MANAGER:

Geoff Hill

TOURNAMENT SERVICES SENIOR MANAGER:

Callie Gibson

TOURNAMENT SALES MANAGER:

Kris Devlin

TOURNAMENT COORDINATOR:

Rosalyn Barnett

MEDIA CONTACTS:

Nick Parker, Communications Manager, PGA TOUR
904-806-4582, nickparker@pgatourhq.com

Chris Reimer, Communications Senior Director, PGA TOUR
904-273-3286, chrisreimer@pgatourhq.com

Tournament Officials

Dell Technologies Match Play Championship Staff

Brian Goin	Senior Vice President, Chief Operations Officer
Jordan Uppleger	Executive Director
Geoff Hill	Operations Manager
Callie Gibson	Tournament Services Manager
Kris Devlin	Tournament Sales Manager
Rosalyn Barnett	Tournament Services Coordinator

Communications Staff

Chris Reimer	Senior Director, Communications, PGA TOUR
Chuah Choo Chiang	Senior Director, Communications, PGA TOUR
Amanda Herrington	Director, Communications, PGA TOUR
John Bush	Senior Manager, Communications, PGA TOUR
Nick Parker	Manager, Communications, PGA TOUR
Tracey Veal	Manager, Media Relations, PGA TOUR
Neil Ahern	Press Officer, European Tour

Dell Technologies Match Play Rules Committee

International Federation of PGA Tours Officials:

Asian Tour	Jittisak Tamprasert
Japan Golf Tour	Masayuki Arai
PGA European Tour	Andy McFee

Golf Organizations Officials

USGA	Craig Winter
R&A	Daniel Somerville
Golf Canada	Diane Barabe

PGA TOUR Officials

Mark Russell	Tournament Director
Gary Young	Advance
Steve Carman	Advance
Stephen Cox	
Peter Dachisen	
Dave Donnelly	
Steve Rintoul	
Robby Ware	

PGA TOUR Scoring Officials

John Andrews
Montana Thompson

2019 Official Scorecard

Round #: _____ Tee #: _____ Match #: _____

Date: _____ Time: _____

2019 Dell Technologies Match Play
Austin Country Club
March 27 - 31, 2019

Hole	1	2	3	4	5	6	7	8	9	Out
Yards	394	470	440	185	370	590	201	498	490	3638
Par	4	4	4	3	4	5	3	4	4	35

Status +/-										
Status +/-										

Hole	10	11	12	13	14	15	16	17	18	In	Total
Yards	393	194	578	317	465	440	565	150	368	3470	7108
Par	4	3	5	4	4	4	5	3	4	36	71

Status +/-											
Status +/-											

3-Year Ranking of Holes at Austin Country Club

Hole	Rank	Stroke	Average +/-
1	10	3.790	-0.210
2	2	4.053	+0.053
3	7	3.808	-0.192
4	6	2.896	-0.104
5	14	3.559	-0.441
6	16	4.396	-0.604
7	3	2.983	-0.017
8	1	4.176	+0.176
9	12	3.741	-0.259
10	9	3.795	-0.205
11	5	2.900	-0.100
12	17	4.306	-0.694
13	13	3.660	-0.340
14	4	3.947	-0.053
15	8	3.807	-0.193
16	18	4.254	-0.746
17	11	2.783	-0.217
18	15	3.429	-0.571

Austin Country Club Scoring Averages at a Glance (2016-2018)

Hole	1	2	3	4	5	6	7	8	9	10	11	12	13	14	15	16	17	18
Par	4	4	4	3	4	5	3	4	4	4	3	5	4	4	4	5	3	4
2016	3.638	4.098	3.723	2.920	3.629	4.357	3.036	4.094	3.768	3.692	2.871	4.263	3.545	3.968	3.837	4.318	2.581	3.310
2017	3.883	4.103	3.771	2.902	3.570	4.453	2.948	4.283	3.807	3.854	2.939	4.354	3.750	3.859	3.802	4.231	2.944	3.817
2018	3.853	3.960	3.929	2.866	3.478	4.379	2.964	4.156	3.652	3.842	2.892	4.304	3.690	4.009	3.782	4.212	2.841	3.268

Purse Breakdown - \$10.25 Million

Position	Prize	Position	Prize	Position	Prize	Position	Prize
1	\$1,745,000	17	\$125,000	33	\$77,000	49	\$61,000
2	1,095,000	18	117,000	34	76,000	50	60,000
3	712,000	19	111,000	35	75,000	51	59,000
4	574,000	20	106,000	36	74,000	52	58,000
5	315,000	21	103,000	37	73,000	53	57,000
6	315,000	22	100,000	38	72,000	54	56,000
7	315,000	23	97,000	39	71,000	55	55,000
8	315,000	24	95,000	40	70,000	56	54,000
9	167,000	25	93,000	41	69,000	57	53,500
10	167,000	26	91,000	42	68,000	58	53,000
11	167,000	27	89,000	43	67,000	59	52,500
12	167,000	28	87,000	44	66,000	60	52,000
13	167,000	29	85,000	45	65,000	61	51,500
14	167,000	30	83,000	46	64,000	62	51,000
15	167,000	31	81,000	47	63,000	63	50,500
16	167,000	32	79,000	48	62,000	64	50,000

History at a Glance

Final Round	Winner	Score	Runner-up	Location	Par/Yards	Purse	First Place
2/28/1999	Jeff Maggert	38 holes	Andrew Magee	La Costa Resort and Spa	72/7,022	\$5,000,000	\$1,000,000
2/27/2000	Darren Clarke	4 and 3	Tiger Woods	La Costa Resort and Spa	72/7,022	5,000,000	1,000,000
1/7/2001	Steve Stricker	2 and 1	Pierre Fulke	The Metropolitan Club	72/7,066	5,000,000	1,000,000
2/24/2002	Kevin Sutherland	1-up	Scott McCarron	La Costa Resort and Spa	72/7,022	5,500,000	1,000,000
3/2/2003	Tiger Woods	2 and 1	David Toms	La Costa Resort and Spa	72/7,247	6,000,000	1,050,000
2/29/2004	Tiger Woods	3 and 2	Davis Love III	La Costa Resort and Spa	72/7,247	7,000,000	1,200,000
2/27/2005	David Toms	6 and 5	Chris DiMarco	La Costa Resort and Spa	72/7,247	7,500,000	1,300,000
2/26/2006	Geoff Ogilvy	3 and 2	Davis Love III	La Costa Resort and Spa	72/7,277	7,500,000	1,300,000
2/25/2007	Henrik Stenson	2 and 1	Geoff Ogilvy	The Gallery at Dove Mountain (South)	72/7,466	8,000,000	1,350,000
2/24/2008	Tiger Woods	8 and 7	Stewart Cink	The Gallery at Dove Mountain (South)	72/7,351	8,000,000	1,350,000
3/1/2009	Geoff Ogilvy	4 and 3	Paul Casey	The Ritz-Carlton Golf Club, Dove Mountain	72/7,849	8,500,000	1,400,000
2/21/2010	Ian Poulter	4 and 2	Paul Casey	The Ritz-Carlton Golf Club, Dove Mountain	72/7,849	8,500,000	1,400,000
2/27/2011	Luke Donald	3 and 2	Martin Kaymer	The Ritz-Carlton Golf Club Dove Mountain	72/7,849	8,500,000	1,400,000
2/26/2012	Hunter Mahan	2 and 1	Rory McIlroy	The Ritz-Carlton Golf Club Dove Mountain	72/7,849	8,500,000	1,400,000
2/24/2013	Matt Kuchar	2 and 1	Hunter Mahan	The Golf Club at Dove Mountain	72/7,791	8,750,000	1,500,000
2/23/2014	Jason Day	23 holes	Victor Dubuisson	The Golf Club at Dove Mountain	72/7,791	9,000,000	1,530,000
5/3/2015	Rory McIlroy	4 and 2	Gary Woodland	TPC Harding Park	71/7,127	9,250,000	1,570,000
3/27/2016	Jason Day	5 and 4	Louis Oosthuizen	Austin Country Club	71/7,073	9,500,000	1,620,000
3/26/2017	Dustin Johnson	1 up	Jon Rahm	Austin Country Club	71/7,108	9,750,000	1,660,000
3/25/2018	Bubba Watson	7 and 6	Kevin Kisner	Austin Country Club	71/7,108	10,000,000	1,700,000

Austin Country Club routing for Dell Technologies Match Play

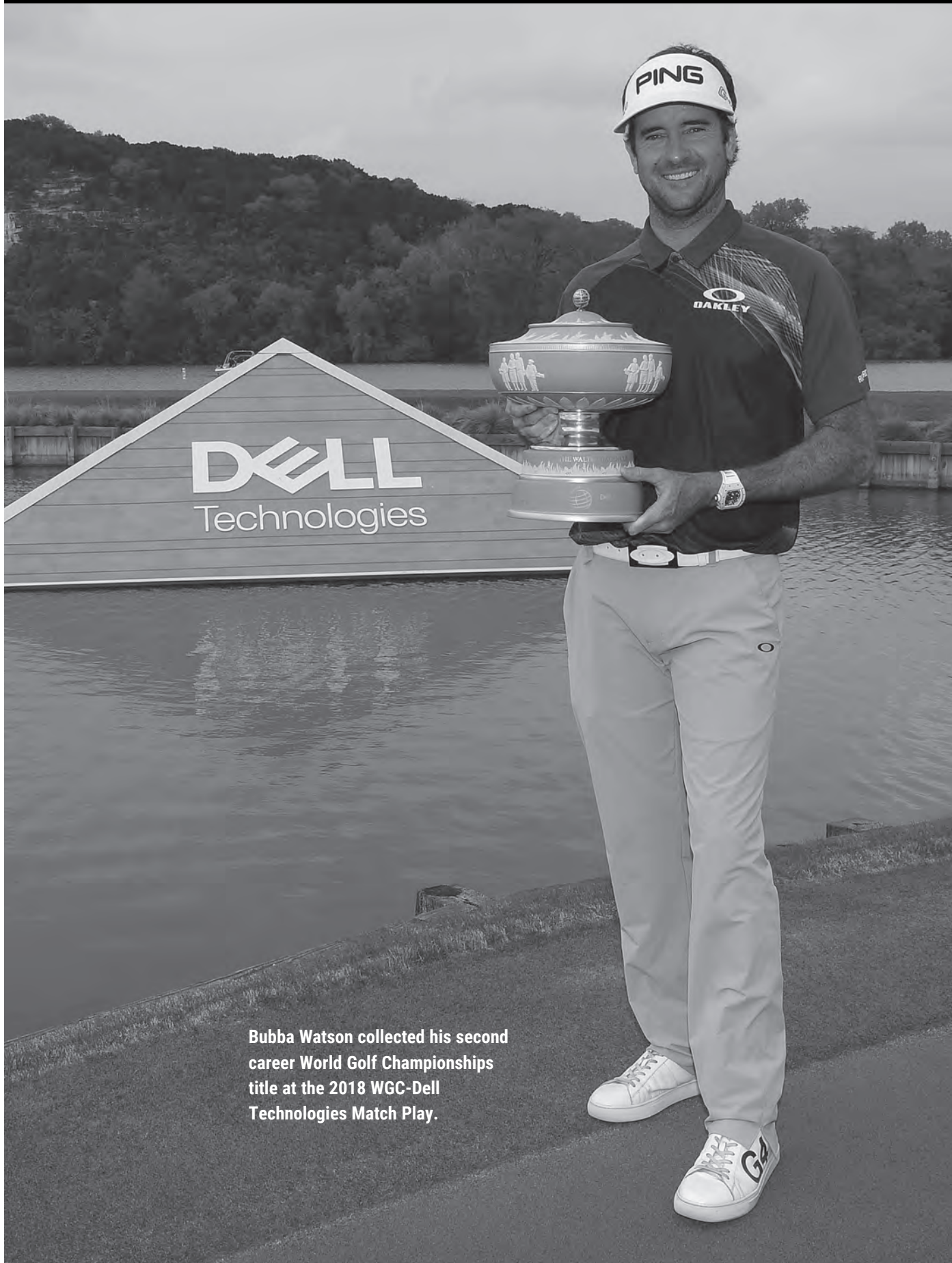
Dell Technologies Match Play Routing

Hole 1
Hole 2
Hole 3
Hole 4
Hole 5
Hole 6
Hole 7
Hole 8
Hole 9
Hole 10
Hole 11
Hole 12
Hole 13
Hole 14
Hole 15
Hole 16
Hole 17
Hole 18

Austin CC Routing

Hole 10
Hole 11
Hole 12
Hole 13
Hole 14
Hole 15
Hole 16
Hole 17
Hole 18
Hole 1
Hole 2
Hole 3
Hole 4
Hole 5
Hole 6
Hole 7
Hole 8
Hole 9

History of Dell Technologies Match Play



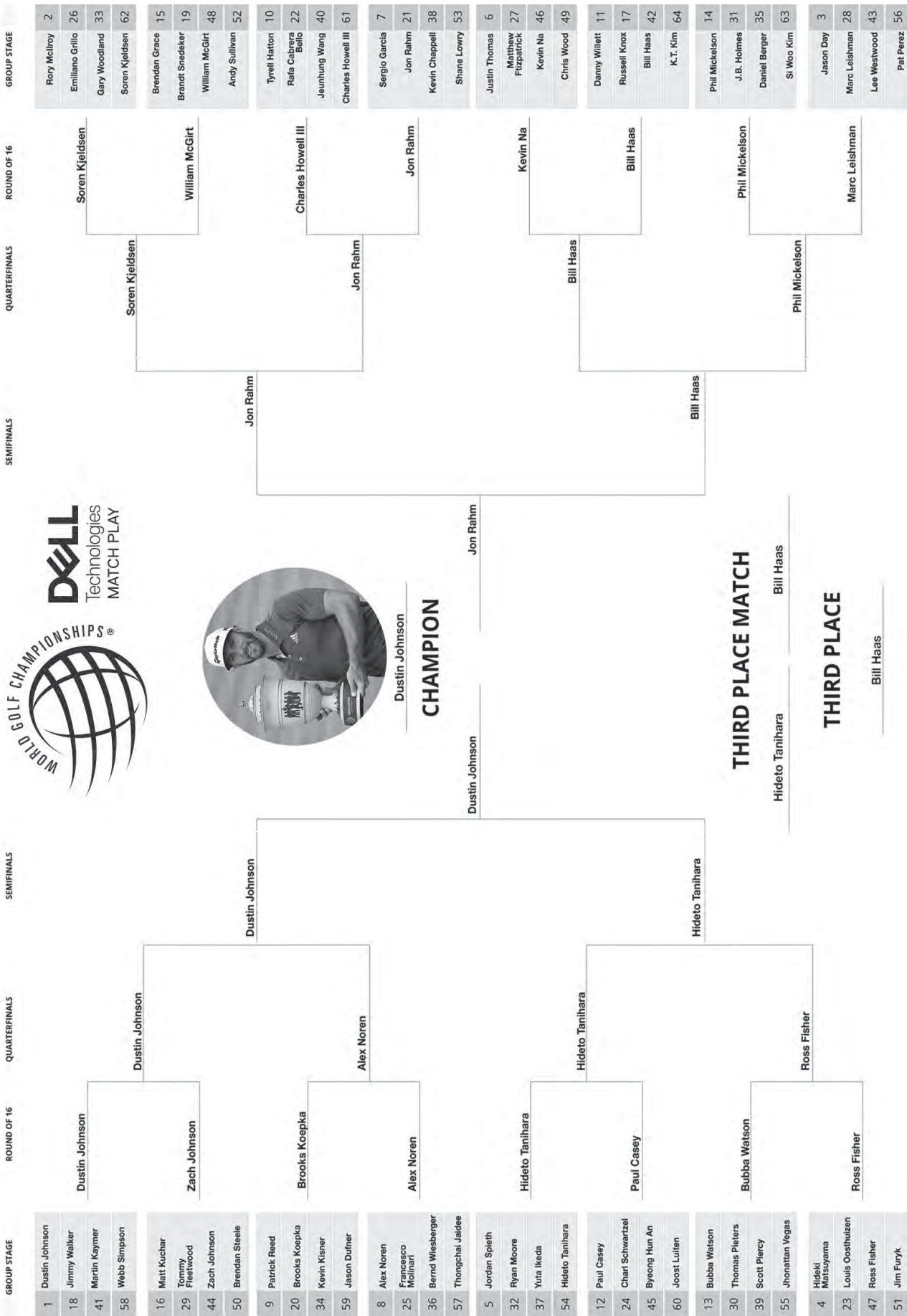
Bubba Watson collected his second career World Golf Championships title at the 2018 WGC-Dell Technologies Match Play.

2018 Dell Technologies Match Play

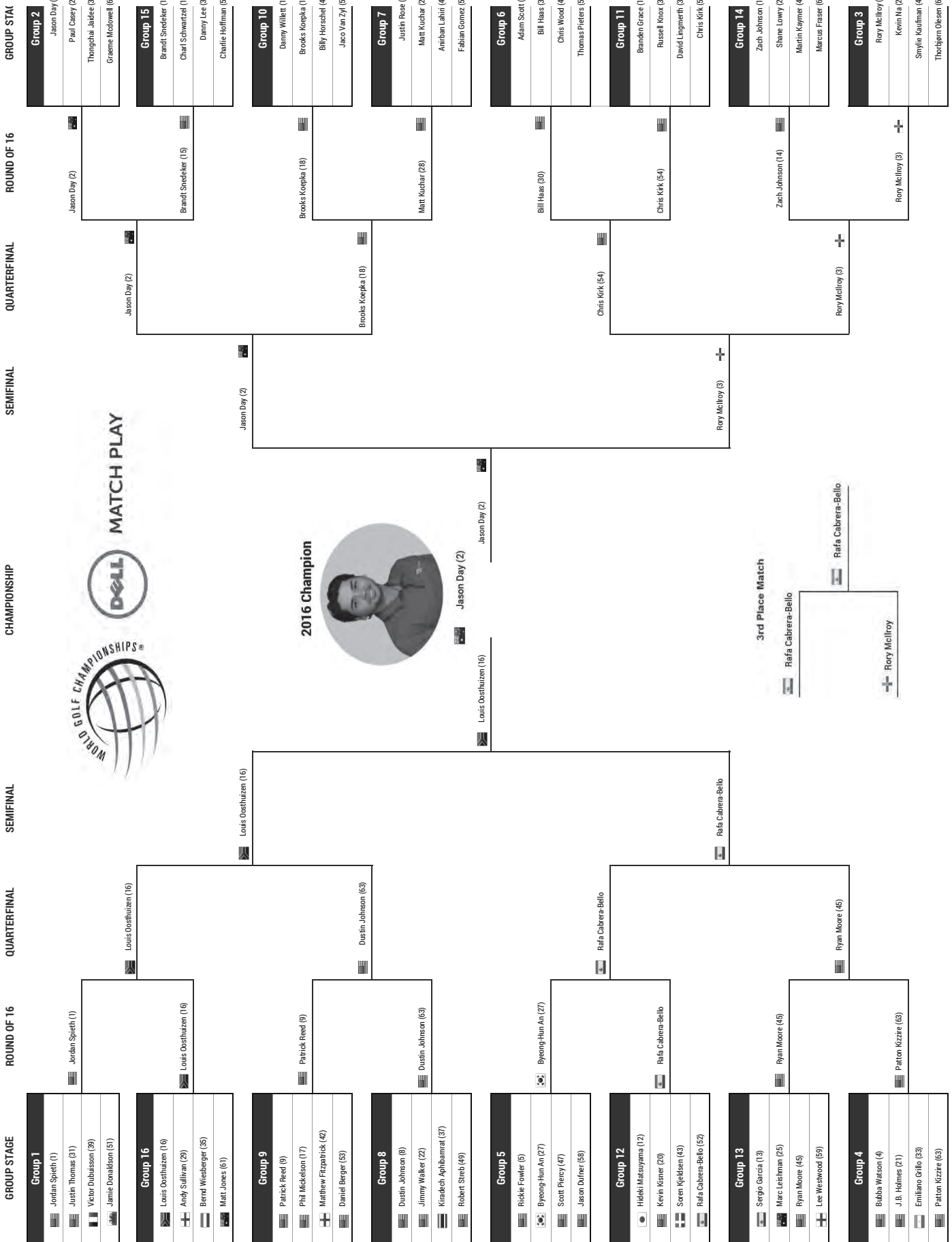
Group	Wednesday Round 1	Thursday Round 2	Friday Round 3	Saturday Round 4	Saturday Round 5 Quarter Finals	Sunday Round 6 Semi Finals
1	Match 19: 1 Dustin Johnson, USA vs 38 Adam Hadwin, CAN Match 20: 32 Kevin Kisner, USA vs 38 Adam Hadwin, CAN	Match 43: 1 Dustin Johnson, USA vs 38 Adam Hadwin, CAN Match 44: 32 Kevin Kisner, USA vs 38 Adam Hadwin, CAN	Match 95: 1 Dustin Johnson, USA vs 32 Kevin Kisner, USA Match 96: 38 Adam Hadwin, CAN vs 32 Kevin Kisner, USA	Match 104: 32 Kevin Kisner, USA vs 16 Matt Kuchar, USA	Match 108: 32 Kevin Kisner, USA vs 58 Ian Poulter, ENG	Match 110: 32 Kevin Kisner, USA vs 19 Holes
16	Match 17: 16 Matt Kuchar, USA vs 47 Yuta Ikeda, JPN Match 18: 27 Ross Fisher, ENG vs 47 Yuta Ikeda, JPN	Match 41: 16 Matt Kuchar, USA vs 47 Yuta Ikeda, JPN Match 42: 27 Ross Fisher, ENG vs 47 Yuta Ikeda, JPN	Match 92: 16 Matt Kuchar, USA vs 27 Ross Fisher, ENG Match 94: 47 Yuta Ikeda, JPN vs 27 Ross Fisher, ENG	Match 104: 16 Matt Kuchar, USA vs 25 Louis Oosthuizen, RSA	Match 108: 16 Matt Kuchar, USA vs 58 Ian Poulter, ENG	Match 110: 32 Kevin Kisner, USA vs 19 Holes
8	Match 15: 8 Jason Day, AUS vs 5 James Hahn, USA Match 16: 25 Louis Oosthuizen, RSA vs 56 James Hahn, USA	Match 39: 8 Jason Day, AUS vs 42 Jason Dufner, USA Match 40: 25 Louis Oosthuizen, RSA vs 56 James Hahn, USA	Match 91: 8 Jason Day, AUS vs 25 Louis Oosthuizen, RSA Match 92: 42 Jason Dufner, USA vs 56 James Hahn, USA	Match 91: 8 Jason Day, AUS vs 25 Louis Oosthuizen, RSA Match 92: 42 Jason Dufner, USA vs 56 James Hahn, USA	Match 109: 25 Louis Oosthuizen, RSA vs 58 Ian Poulter, ENG	Match 110: 32 Kevin Kisner, USA vs 19 Holes
9	Match 12: 9 Tommy Fleetwood, ENG vs 58 Ian Poulter, ENG Match 14: 26 Daniel Berger, USA vs 33 Kevin Chappell, USA	Match 37: 9 Tommy Fleetwood, ENG vs 33 Kevin Chappell, USA Match 38: 26 Daniel Berger, USA vs 33 Kevin Chappell, USA	Match 89: 9 Tommy Fleetwood, ENG vs 33 Kevin Chappell, USA Match 90: 26 Daniel Berger, USA vs 33 Kevin Chappell, USA	Match 99: 9 Tommy Fleetwood, ENG vs 33 Kevin Chappell, USA Match 100: 58 Ian Poulter, ENG vs 33 Kevin Chappell, USA	Match 109: 58 Ian Poulter, ENG vs 33 Kevin Chappell, USA	Match 110: 32 Kevin Kisner, USA vs 19 Holes
4	Match 11: 4 Jordan Spieth, USA vs 49 Charl Schwartzel, RSA Match 12: 19 Patrick Reed, USA vs 24 HaoTong Li, CHN	Match 35: 4 Jordan Spieth, USA vs 34 HaoTong Li, CHN Match 36: 19 Patrick Reed, USA vs 49 Charl Schwartzel, RSA	Match 87: 4 Jordan Spieth, USA vs 19 Patrick Reed, USA Match 88: 34 HaoTong Li, CHN vs 49 Charl Schwartzel, RSA	Match 87: 4 Jordan Spieth, USA vs 19 Patrick Reed, USA Match 88: 34 HaoTong Li, CHN vs 49 Charl Schwartzel, RSA	Match 102: 19 Patrick Reed, USA vs 19 Alex Noren, SWE	Match 110: 32 Kevin Kisner, USA vs 19 Holes
13	Match 9: 13 Alex Noren, SWE vs 61 Kevin Na, USA Match 10: 29 Tony Finau, USA vs 39 Thomas Pieters, BEL	Match 33: 13 Alex Noren, SWE vs 39 Thomas Pieters, BEL Match 34: 29 Tony Finau, USA vs 61 Kevin Na, USA	Match 85: 13 Alex Noren, SWE vs 39 Thomas Pieters, BEL Match 86: 29 Tony Finau, USA vs 61 Kevin Na, USA	Match 85: 13 Alex Noren, SWE vs 39 Thomas Pieters, BEL Match 86: 29 Tony Finau, USA vs 61 Kevin Na, USA	Match 107: 13 Alex Noren, SWE vs 46 Cameron Smith, AUS	Match 110: 32 Kevin Kisner, USA vs 19 Holes
5	Match 7: 5 Hideki Matsuyama, JPN vs 53 Yuuki Miyazaki, JPN Match 8: 39 Patrick Cantlay, USA vs 46 Cameron Smith, AUS	Match 31: 5 Hideki Matsuyama, JPN vs 46 Cameron Smith, AUS Match 32: 39 Patrick Cantlay, USA vs 53 Yuuki Miyazaki, JPN	Match 83: 5 Hideki Matsuyama, JPN vs 39 Patrick Cantlay, USA Match 84: 46 Cameron Smith, AUS vs 53 Yuuki Miyazaki, JPN	Match 83: 5 Hideki Matsuyama, JPN vs 39 Patrick Cantlay, USA Match 84: 46 Cameron Smith, AUS vs 53 Yuuki Miyazaki, JPN	Match 101: 46 Cameron Smith, AUS vs 12 Tyrrell Hatton, ENG	Match 110: 32 Kevin Kisner, USA vs 19 Holes
12	Match 5: 12 Tyrrell Hatton, ENG vs 55 Alexander Levy, FRA Match 6: 22 Charley Hoffman, USA vs 36 Brendan Staal, USA	Match 30: 12 Tyrrell Hatton, ENG vs 36 Brendan Staal, USA Match 31: 22 Charley Hoffman, USA vs 55 Alexander Levy, FRA	Match 81: 12 Tyrrell Hatton, ENG vs 22 Charley Hoffman, USA Match 82: 36 Brendan Staal, USA vs 55 Alexander Levy, FRA	Match 81: 12 Tyrrell Hatton, ENG vs 22 Charley Hoffman, USA Match 82: 36 Brendan Staal, USA vs 55 Alexander Levy, FRA	Match 101: 12 Tyrrell Hatton, ENG vs 46 Cameron Smith, AUS	Match 110: 32 Kevin Kisner, USA vs 19 Holes

Group	Sunday Round 7 Championship	Sunday Round 6 Semi Finals	Saturday Round 5 Quarter Finals	Saturday Round 4	Friday Round 3	Thursday Round 2	Wednesday Round 1
2	Champion Bubba Watson, USA 7 and 6 \$1,700,000	Match 109: 35 Bubba Watson, USA vs 2 Justin Thomas, USA	Match 106: 2 Justin Thomas, USA vs 45 Kyle Stanley, USA	Match 100: 2 Justin Thomas, USA vs 50 Si Woo Kim, KOR	Match 79: 2 Justin Thomas, USA vs 21 Francesco Molinari, ITA Match 80: 48 Patton Kizzire, USA vs 60 Luke List, USA	Match 59: 2 Justin Thomas, USA vs 48 Patton Kizzire, USA Match 60: 21 Francesco Molinari, ITA vs 60 Luke List, USA	Match 3: 2 Justin Thomas, USA vs 48 Patton Kizzire, USA
15	Second Place Kevin Kisner, USA \$1,072,000	Match 109: 35 Bubba Watson, USA vs 2 Justin Thomas, USA	Match 106: 2 Justin Thomas, USA vs 45 Kyle Stanley, USA	Match 100: 2 Justin Thomas, USA vs 50 Si Woo Kim, KOR	Match 77: 15 Pat Perez, USA vs 24 Gary Woodland, USA Match 78: 37 Webb Simpson, USA vs 50 Si Woo Kim, KOR	Match 57: 15 Pat Perez, USA vs 37 Webb Simpson, USA Match 58: 24 Gary Woodland, USA vs 50 Si Woo Kim, KOR	Match 1: 15 Pat Perez, USA vs 24 Gary Woodland, USA
7	Third Place Alex Noren, SWE 5 and 3 \$695,000	Match 109: 35 Bubba Watson, USA vs 2 Justin Thomas, USA	Match 106: 2 Justin Thomas, USA vs 45 Kyle Stanley, USA	Match 100: 2 Justin Thomas, USA vs 50 Si Woo Kim, KOR	Match 75: 7 Sergio Garcia, ESP vs 20 Xander Schauffele, USA Match 76: 41 Dylan Frittoli, RSA vs 62 Shubhankar Sharma, IND	Match 55: 7 Sergio Garcia, ESP vs 41 Dylan Frittoli, RSA Match 56: 20 Xander Schauffele, USA vs 62 Shubhankar Sharma, IND	Match 5: 7 Sergio Garcia, ESP vs 20 Xander Schauffele, USA
10	Fourth Place Justin Thomas, USA \$559,000	Match 109: 35 Bubba Watson, USA vs 2 Justin Thomas, USA	Match 106: 2 Justin Thomas, USA vs 45 Kyle Stanley, USA	Match 100: 2 Justin Thomas, USA vs 50 Si Woo Kim, KOR	Match 73: 10 Paul Casey, ENG vs 31 Matthew Fitzpatrick, ENG Match 74: 45 Kyle Stanley, USA vs 51 Russell Henley, USA	Match 53: 10 Paul Casey, ENG vs 45 Kyle Stanley, USA Match 54: 31 Matthew Fitzpatrick, ENG vs 51 Russell Henley, USA	Match 29: 10 Paul Casey, ENG vs 31 Matthew Fitzpatrick, ENG
3	Championship Match Bubba Watson, USA vs 3 and 2	Match 109: 35 Bubba Watson, USA vs 2 Justin Thomas, USA	Match 106: 2 Justin Thomas, USA vs 45 Kyle Stanley, USA	Match 100: 2 Justin Thomas, USA vs 50 Si Woo Kim, KOR	Match 71: 3 Jon Rahm, ESP vs 28 Kiradech Aphibarnrat, THA Match 72: 43 Charley Hoffman, USA vs 63 Keegan Bradley, USA	Match 51: 3 Jon Rahm, ESP vs 43 Charley Hoffman, USA Match 52: 28 Kiradech Aphibarnrat, THA vs 63 Keegan Bradley, USA	Match 27: 3 Jon Rahm, ESP vs 63 Keegan Bradley, USA
14	Match for Third Place 2 Justin Thomas, USA vs 35 Bubba Watson, USA	Match 109: 35 Bubba Watson, USA vs 2 Justin Thomas, USA	Match 106: 2 Justin Thomas, USA vs 45 Kyle Stanley, USA	Match 100: 2 Justin Thomas, USA vs 50 Si Woo Kim, KOR	Match 69: 14 Phil Mickelson, USA vs 17 Rafa Cabrera Bello, ESP Match 70: 40 Saeun Kwon, JPN vs 59 Charles Howell III, USA	Match 49: 14 Phil Mickelson, USA vs 40 Saeun Kwon, JPN Match 50: 17 Rafa Cabrera Bello, ESP vs 59 Charles Howell III, USA	Match 25: 14 Phil Mickelson, USA vs 40 Saeun Kwon, JPN
6	Match for Third Place 2 Justin Thomas, USA vs 35 Bubba Watson, USA	Match 109: 35 Bubba Watson, USA vs 2 Justin Thomas, USA	Match 106: 2 Justin Thomas, USA vs 45 Kyle Stanley, USA	Match 100: 2 Justin Thomas, USA vs 50 Si Woo Kim, KOR	Match 67: 8 Rory McIlroy, NIR vs 19 Brian Harman, USA Match 68: 44 Alexander Vega, VEN vs 57 Peter Uihlein, USA	Match 47: 8 Rory McIlroy, NIR vs 44 Alexander Vega, VEN Match 48: 19 Brian Harman, USA vs 57 Peter Uihlein, USA	Match 21: 8 Rory McIlroy, NIR vs 44 Alexander Vega, VEN
11	Match for Third Place 2 Justin Thomas, USA vs 35 Bubba Watson, USA	Match 109: 35 Bubba Watson, USA vs 2 Justin Thomas, USA	Match 106: 2 Justin Thomas, USA vs 45 Kyle Stanley, USA	Match 100: 2 Justin Thomas, USA vs 50 Si Woo Kim, KOR	Match 65: 11 Marc Leishman, AUS vs 32 Brendan Grace, RSA Match 66: 44 Alexander Vega, VEN vs 64 Julian Sun, USA	Match 45: 11 Marc Leishman, AUS vs 32 Brendan Grace, RSA Match 46: 44 Alexander Vega, VEN vs 64 Julian Sun, USA	Match 19: 11 Marc Leishman, AUS vs 32 Brendan Grace, RSA

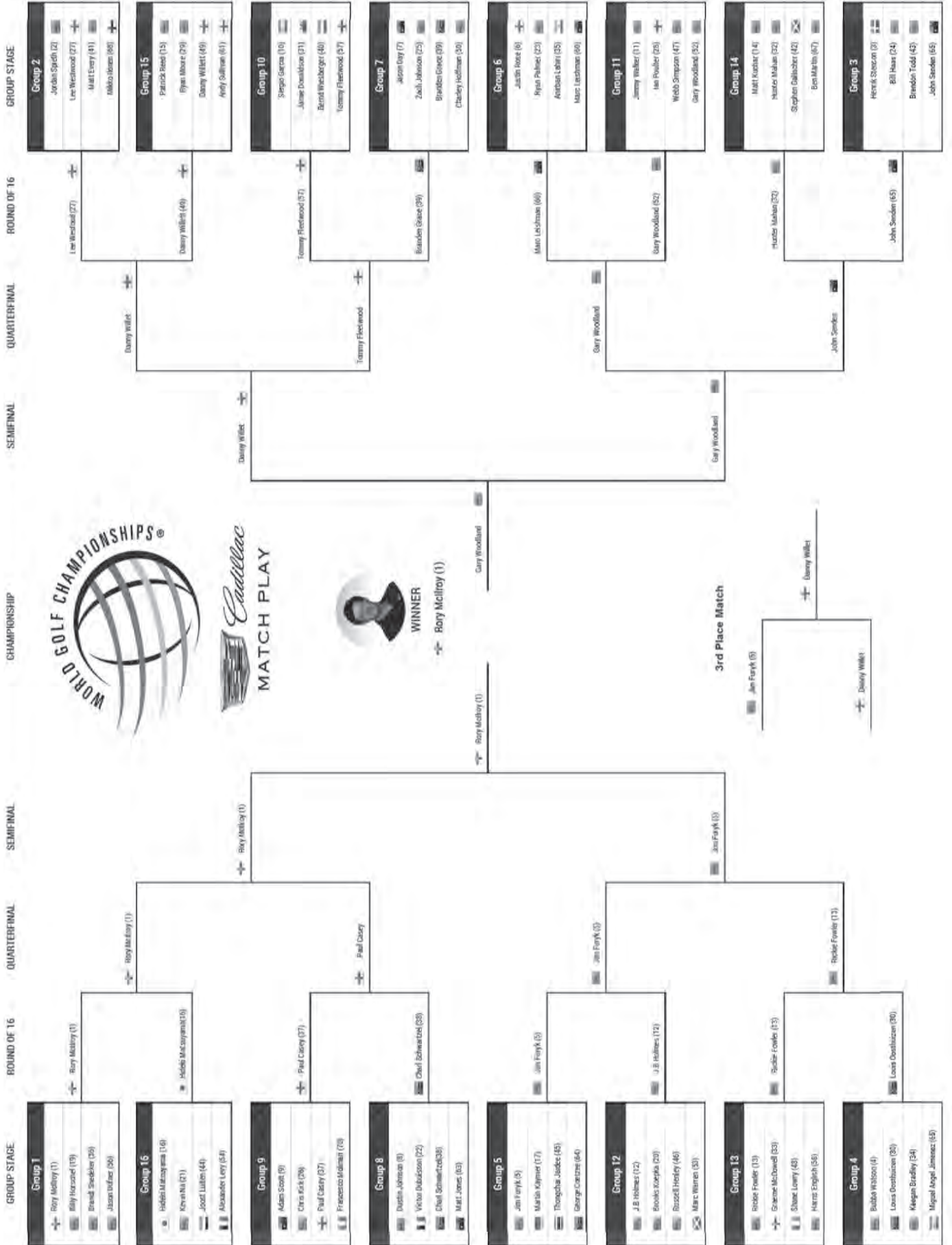
2017 Dell Technologies Match Play




2016 Dell Match Play




2015 Cadillac Match Play




2014 Accenture Match Play Championship




2012 Accenture Match Play Championship




2011 Accenture Match Play Championship




2010 Accenture Match Play Championship




2019 Accenture Match Play Championship




2008 Accenture Match Play Championship



2007 Accenture Match Play Championship




2006 Accenture Match Play Championship



2004 Accenture Match Play Championship



2003 Accenture Match Play Championship



Dell Technologies Match Play Records

Longest championship match (pre-2011):

Jeff Maggert def. **Andrew Magee**, 1999, 38 holes

Longest championship match (post-2011):

Jason Day def. **Victor Dubuisson**, 2014, 23 holes

Longest match (non-championship):

26 holes, **Scott Verplank** def. **Lee Westwood**, first round, **2006**

26 holes, **Mike Weir** def. **Loren Roberts**, first round, **2003**

25 holes, **Vijay Singh** def. **Rod Pampling**, third round, **2008**

25 holes, **Henrik Stenson** def. **Trevor Immelman**, second round, **2008**

25 holes, **Darren Clarke** def. **Eduardo Romero**, first round, **2004**

Largest margin of victory:

9 and 8, **Tiger Woods** def. **Stephen Ames**, first round, **2006**

8 and 7, **Ben Crane** def. **Rory McIlroy**, second round, **2011**

8 and 7, **Tiger Woods** def. **Stewart Cink**, final round, **2008** (36-hole Championship Match)

8 and 7, **Stephen Ames** def. **Robert Karlsson**, first round, **2007**

8 and 6, **Kevin Kisner** def. **Ian Poulter**, quarterfinal, **2018**

8 and 6, **Zach Johnson** def. **Martin Kaymer**, second round, **2016**

8 and 6, **Mike Weir** def. **Alvaro Quiros**, first round, **2010**

Most matches played:

43, **Tiger Woods**, (1999: 4, 2000: 6, 2002: 1, 2003: 6, 2004: 6, 2005: 2, 2006: 3, 2007: 3, 2008: 6, 2009: 2, 2011: 1, 2012: 2, 2013: 1)

42, **Ian Poulter**, (2004: 4, 2005: 6, 2006: 1, 2007: 3, 2008: 2, 2009: 3, 2010: 6, 2011: 1, 2012: 1, 2013: 6, 2014: 1, 2015: 3, 2018: 5)

41, **Sergio Garcia**, (2000: 3, 2002: 3, 2003: 1, 2004: 1, 2005: 3, 2007: 2, 2008: 2, 2009: 1, 2010: 6, 2012: 1; 2013: 2; 2014: 3, 2015: 3, 2016: 3, 2017: 3, 2018: 4)

40, **Paul Casey**, (2003: 1, 2004: 1, 2005: 1, 2006: 1, 2007: 4, 2008: 3, 2009: 6, 2010: 5, 2011: 2, 2015: 5, 2016: 3, 2017: 4, 2018: 3)

38, **Phil Mickelson**, (1999:3, 2000: 1, 2002: 1, 2003: 3, 2004: 4, 2005: 3, 2006: 3, 2007: 2, 2008: 2, 2009: 3, 2011: 2, 2016: 3, 2017: 5, 2018: 3)

38, **Jim Furyk**, (1999: 1; 2000: 3; 2002: 3; 2003:3; 2005: 1; 2006: 1; 2007: 2; 2008: 1; 2009: 3; 2010: 2; 2011: 1; 2012: 1; 2013: 3; 2014: 4, 2015: 7, 2017: 3)

Most matches won:

33, **Tiger Woods** (33-10)

27, **Ian Poulter** (27-15-0)

25, **Paul Casey** (25-14-1)

24, **David Toms** (24-11)

24, **Rory McIlroy** (24-11-2)

24, **Phil Mickelson** (24-14-0)

24, **Matt Kuchar** (24-9-3)

Most consecutive matches won:

13, **Tiger Woods**, 2003-05

Most consecutive wins (current streak):

4, **Bubba Watson**, 2018

Lowest seed to win:

No. 62, **Kevin Sutherland**, 2002

No. 55, **Steve Stricker**, 2001

No. 52, **Geoff Ogilvy**, 2006

Highest seed to win:

No. 1, **Tiger Woods**, 2003-04, 2008

No. 1, **Rory McIlroy**, 2015

No. 1, **Dustin Johnson**, 2017

Most higher seeds defeated in one championship:

6, **Bubba Watson**, 2018

6, **Kevin Sutherland**, 2001

Lowest seed to advance past group play:

Soren Kjeldsen, No. 62, eliminated in quarterfinals, **2017**

Charles Howell III, No. 61, eliminated in the round of 16, **2017**

John Senden, No. 60, eliminated in quarterfinals, **2015**

Holes-in-one:

Matt Kuchar, 8-iron, 181-yard seventh hole (Austin Country Club), **2018**

Hideto Tanihara, 8-iron, 201-yard seventh hole (Austin Country Club), **2017**

Ben Martin, Hybrid, 230-yard 17th hole (TPC Harding Park), **2015**

Ben Crane, 6-iron, 184-yard 16th hole (La Costa Resort and Spa), **2006**

Scott McCarron, 4-iron on 204-yard 14th hole (La Costa Resort and Spa), **2002**

Best finish by a left-hander:

Won, **Bubba Watson**, 2018

4th, **Bubba Watson**, 2011

T5, **Phil Mickelson**, 2004, 2017

T5, **Nick O'Hern**, 2001, 2005

Most countries represented by the final four players:

4 in 2016 (Jason Day, Australia; Rory McIlroy, Northern Ireland, Louis Oosthuizen, South Africa; Rafa Cabrera-Bello, Spain)

4 in 2014 (Rickie Fowler, United States; Jason Day, Australia, Victor Dubuisson, France; Ernie Els, South Africa)

4 in 2007 (Chad Campbell, United States; Henrik Stenson,

Dell Technologies Match Play Records (cont.)

Sweden; Trevor Immelman, South Africa; Geoff Ogilvy, Australia)

4 in 2001 (Steve Stricker, United States; Pierre Fulke, Sweden; Ernie Els, South Africa; Toru Taniguchi, Japan)

Fewest countries represented by the final four players:

1 in 1999 (United States: Jeff Maggert, Andrew Magee, John Huston and Steve Pate)

1 in 2002 (United States: Kevin Sutherland, Scott McCarron, Brad Faxon, Paul Azinger).

Most countries represented:

21 in 2016	17 in 2013
20 in 2014	17 in 2008
19 in 2015	17 in 2006
19 in 2010	17 in 2002
19 in 2009	17 in 1999
19 in 2006	16 in 2004
18 in 2018	15 in 2011
18 in 2005	14 in 2001
18 in 2000	13 in 2012

Largest number of group top seeds to advance past group play:
8, **2016**

Largest lead during a match:

9-up, **David Toms** over **Chris DiMarco**, Championship Match, 2005

Defending champions eliminated in the first round:

2012, **Luke Donald**, 5 and 4 to **Ernie Els**
2011, **Ian Poulter**, 19 holes to **Stewart Cink**
2002, **Steve Stricker**, 3 and 2 to **Chris DiMarco**
2000, **Jeff Maggert**, 6 and 5 to **Bob Tway**

Defending champions eliminated in group play (2015-present):

2018, **Dustin Johnson**, 0-3
2017, **Jason Day**, 0-3 (WD)
2015, **Jason Day**, 0-3

Most holes played to reach Championship Match (pre-2015 format change):

95, **Geoff Ogilvy**, 2006
89, **Jeff Maggert**, 1999
88, **Jeff Ogilvy**, 2009
88, **Andrew Magee**, 1999

Fewest holes played to reach Championship Match (pre-2015 format change):

73, **Luke Donald**, 2011
76, **Hunter Mahan**, 2013

77, **Tiger Woods**, 2003

79, **Hunter Mahan**, 2012

79, **Geoff Ogilvy**, 2007

79, **Matt Kuchar**, 2013

Most holes played to reach Championship Match (post-2015 format change):

113, **Jason Day**, 2016
112, **Dustin Johnson**, 2017
112, **Louis Oosthuizen**, 2016
108, **Bubba Watson**, 2018
108, **Jon Rahm**, 2017
105, **Rory McIlroy**, 2015
101, **Gary Woodland**, 2015

Youngest to compete:

2011, Matteo Manassero, 17 years, 10 months, 4 days
2010, Ryo Ishikawa, 18 years, 5 months, 4 days,

Oldest to compete:

2005, Jay Haas, 51 years, 2 months, 22 days

Youngest to win:

2015, Rory McIlroy, 25 years, 11 months, 25 days

Oldest to win:

2018, Bubba Watson, 39 years, 4 months, 20 days

ADDITIONAL WORLD GOLF CHAMPIONSHIPS RECORDS:

Most World Golf Championships wins

18, **Tiger Woods**
6, **Dustin Johnson**
3, **Geoff Ogilvy**
3, **Phil Mickelson**

Low round

60, 12-under, **Brandt Snedeker**, third round, 2012 HSBC Champions
61, 9-under, **Sergio Garcia**, second round, 2014 Bridgestone Invitational
61, 9-under, **Tiger Woods**, second round, 2013 Bridgestone Invitational
61, 9-under, **Tiger Woods**, second round, 2000 Bridgestone Invitational

Low final round by a winner

63, **Martin Kaymer**, 2011 HSBC Champions
64, **Keegan Bradley**, 2012 Bridgestone Invitational
64, **Hunter Mahan**, 2010 Bridgestone Invitational

Dell Technologies Match Play Records (cont.)

Best come-from-behind win

- 8 strokes, **Justin Rose**, 2017 HSBC Champions
- 5 strokes, **Dustin Johnson**, 2015 Mexico Championship
- 5 strokes, **Martin Kaymer**, 2011 HSBC Champions

Largest margin of victory

- 11 strokes, **Tiger Woods**, 1999 Bridgestone Invitational

Youngest to win

- Patrick Reed**, 2014 Mexico Championship, 23 years, 7 months, 4 days

Oldest to win

- Phil Mickelson**, 2018 Mexico Championship, 47 years, 8 months, 16 days

Dell Technologies Match Play Records

Robert Allenby (9-11)

- 2001 R1: beat Nobuhito Sato, 2 and 1
R2: lost to Dudley Hart, 5 and 4
2002 R1: lost to Kirk Triplett, 3 and 2
2003 R1: beat Trevor Immelman, 4 and 2
R2: beat Jeff Sluman, 1-up
R3: lost to Peter Lonard, 1-down
2004 R1: beat Brian Davis, 3 and 2
R2: lost to Adam Scott, 23 holes
2005 R1: beat Todd Hamilton, 6 and 5
R2: beat Graeme McDowell, 1-up
R3: beat Kirk Triplett, 2 and 1
QF: lost to Retief Goosen, 4 and 3
2006 R1: beat K.J. Choi, 3 and 2
R2: lost to Tiger Woods, 1-down
2007 R1: lost to Tim Clark, 2 and 1
2008 R1: lost to Henrik Stenson 1-down
2009 R1: lost to Ross Fisher, 1-down
2010 R1: beat Peter Hanson, 4 and 2
R2: lost to Luke Donald, 2 and 1
2011 R1: lost to Ross Fisher, 4 and 3

Stephen Ames (4-6)

- 2005 R1: lost to Mark Hensby, 7 and 6
2006 R1: lost to Tiger Woods, 9 and 8
2007 R1: beat Robert Karlsson, 8 and 7
R2: beat Vijay Singh, 19 holes
R3: beat Stewart Cink, 3 and 1
QF: lost to Chad Campbell, 1-down
2008 R1: lost to Charles Howell III, 19 holes
2009 R1: beat Alvaro Quiros, 1-up
R2: lost to Peter Hanson, 2 and 1
2010 R1: lost to Paul Casey, 5 and 4

Byeong-Hun An (1-4-2)

- 2016 G1: halved with Scott Piercy
G2: beat Jason Dufner, 2-up
G3: halved with Rickie Fowler
Defeated Scott Piercy with a birdie 3 on the first playoff hole to advance
R4: lost to Rafa Cabrera-Bello, concession (neck injury)
2017 G1: lost to Charl Schwartzel, 6 and 5
G2: lost to Paul Casey, 2 and 1
G3: lost to Joost Luiten, 1-down

Billy Andrade (0-1)

- 2002 R1: lost to Jim Furyk, 20 holes

Kiradech Aphibarnrat (6-3-0)

- 2014 R1: lost to Henrik Stenson, 2 and 1
2016 G1: beat Jimmy Walker, 2 and 1
G2: lost to Dustin Johnson, 5 and 4
G3: beat Robert Streb, 1-up
Lost tiebreaker to Dustin Johnson with a birdie 3 on the first playoff hole
2018 G1: beat Chez Reavie, 3 and 2
G2: beat Keegan Bradley, 1-up
G3: beat Jon Rahm, 4 and 3
R4: beat Charles Howell III, 1-up
QF: lost to Bubba Watson, 5 and 3

Stuart Appleby (6-11)

- 1999 R1: lost to Bill Glasson, 2 and 1
2000 R1: lost to Scott Hoch, 1-down
2001 R1: beat Kenny Perry, 2-up
R2: beat Per-Ulrik Johansson, 4 and 3
R3: lost to Toru Taniguchi, 2 and 1
2002 R1: lost to Bob Estes, 1-down
2003 R1: lost to Chris Riley, 1-down
2004 R1: beat Justin Rose, 5 and 4
R2: lost to Chris DiMarco, 19 holes
2005 R1: beat Joakim Haeggman, 19 holes
R2: lost to Ian Poulter, 6 and 5
2006 R1: lost to Tom Lehman, 3 and 2
2007 R1: lost to Charles Howell III, 4 and 3
2008 R1: beat Tim Clark, 3 and 2
R2: beat Phil Mickelson, 2 and 1
R3: lost to Justin Leonard, 3 and 2
2009 R1: lost to Martin Kaymer, 1-down

Woody Austin (3-1)

- 2008 R1: beat Toru Taniguchi, 6 and 5
R2: beat Adam Scott, 19 holes
R3: beat Boo Weekley, 3 and 2
QF: lost to Henrik Stenson, 2-down

Paul Azinger (5-4)

- 1999 R1: beat Ernie Els, 1-up
R2: lost to Loren Roberts, 2 and 1
2000 R1: lost to Darren Clarke, 2 and 1
2002 R1: beat Jesper Parnevik, 1-up
R2: beat Davis Love III, 1-up
R3: beat Niclas Fasth, 20 holes
QF: beat Bob Estes, 2 and 1
SF: lost to Scott McCarron, 1-down
Consolation: lost to Brad Faxon, 19 holes

Aaron Baddeley (4-4)

- 2007 R1: beat Shingo Katayama, 1-up
R2: beat Luke Donald, 1-up
R3: lost to Henrik Stenson, 4 and 3
2008 R1: beat Mark Calcavecchia, 4 and 2
R2: beat David Toms, WD
R3: lost to Tiger Woods, 20 holes
2009 R1: lost to Paul Casey, 1-down
2012 R1: lost to Louis Oosthuizen, 2 and 1

Briny Baird (0-1)

- 2004 R1: lost to Davis Love III, 2 and 1

Sang Moon Bae (3-1)

- 2012 R1: beat Ian Poulter, 4 and 3
R2: beat Charl Schwartzel, 1-up
R3: beat John Senden, 1-up
QF: lost to Rory McIlroy, 3 and 2

Rich Beem (0-2)

- 2003 R1: lost to Steve Lowery, 2-down
2004 R1: lost to Mike Weir, 3 and 2

Dell Technologies Match Play Records (cont.)

Daniel Berger (1-8-0)

- 2016 G1: lost to Patrick Reed, 1-down
G2: lost to Phil Mickelson, 1-down
G3: lost to Matthew Fitzpatrick, concession (injured wrist)
- 2017 G1: beat J.B. Holmes, 7 and 5
G2: lost to Phil Mickelson, 5 and 4
G3: lost to Si Woo Kim, 1-down
- 2018 G1: lost to Kevin Chappell, 3 and 2
G2: lost to Ian Poulter, 2 and 1
G3: lost to Tommy Fleetwood, 2 and 1

Thomas Bjorn (6-10)

- 1999 R1: beat Brian Watts, 1-up
R2: lost to Andrew Magee, 2 and 1
- 2000 R1: beat Glen Day, 1-up
R2: beat Colin Montgomerie, 23 holes
R3: lost to Darren Clarke, 1-down
- 2003 R1: lost to Jerry Kelly, 5 and 4
- 2004 R1: beat Scott Hoch, 4 and 3
R2: lost to Fredrik Jacobson, 5 and 4
- 2005 R1: lost to Rory Sabbatini, 6 and 5
- 2007 R1: lost to Trevor Immelman, 6 and 5
- 2011 R1: beat Tiger Woods, 19 holes
R2: lost to Geoff Ogilvy, 1-down
- 2012 R1: lost to Francesco Molinari, 20 holes
- 2013 R1: lost to Peter Hanson, 3 and 2
- 2014 R1: beat Francesco Molinari, 2 and 1
R2: lost to Jordan Spieth, 5 and 4

Jonas Blixt (1-1)

- 2014 R1: beat Keegan Bradley, 2 and 1
R2: lost to Bubba Watson, 2-down

Keegan Bradley (1-7-2)

- 2012 R1: beat Geoff Ogilvy, 4 and 3
R2: lost to Miguel Angel-Jimenez, 2 and 1
- 2013 R1: lost to Marcus Fraser, 1-down
- 2014 R1: lost to Jonas Blixt, 2 and 1
- 2015 G1: lost to Louis Oosthuizen, 6 and 5
G2: lost to Bubba Watson, 4 and 2
G3: lost to Miguel Angel Jimenez, 2-down
- 2018 G1: halved with Jon Rahm
G2: lost to Kiradech Aphibarnrat, 1-up
G3: halved with Chez Reavie

Michael Bradley (1-1)

- 1999 R1: beat Mark O'Meara, 4 and 2
R2: lost to Jose Maria Olazabal, 2 and 1

Paul Broadhurst (0-1)

- 2006 R1: lost to Retief Goosen, 5 and 4

Olin Browne (0-1)

- 2000 R1: lost to Davis Love III, 2 and 1

Bart Bryant (0-2)

- 2006 R1: lost to John Daly, 4 and 2
2007 R1: lost to Ian Poulter, 5 and 4

Jonathan Byrd (2-3)

- 2008 R1: beat Ernie Els, 6 and 5
R2: beat Andres Romero, 6 and 4
R3: lost to Henrik Stenson, 1-down
- 2011 R1: lost to Rory McIlroy, 4 and 2
- 2012 R1: lost to Mat Kuchar, 1-down

Angel Cabrera (6-9)

- 2000 R1: lost to David Duval, 4 and 3
- 2002 R1: lost to Nick Price, 2 and 1
- 2003 R1: beat Scott Verplank, 3 and 2
R2: lost to Alex Cjeka, 4 and 2
- 2005 R1: beat Paul Casey, 4 and 2
R2: lost to Phil Mickelson, 4 and 3
- 2006 R1: beat Peter Lonard, 1-up
R2: lost to Pdraig Harrington, 19 holes
- 2007 R1: lost to Chad Campbell, 1-down
- 2008 R1: beat Anders Hansen, 3 and 2
R2: beat Luke Donald, 2 and 1
R3: beat Steve Stricker, 4 and 3
QF: lost to Stewart Cink, 3 and 2
- 2009 R1: lost to Phil Mickelson, 19 holes
- 2010 R1: lost to Adam Scott, 3 and 2

Rafa Cabrera Bello (9-6-1)

- 2012 R1: lost to Jason Day, 19 holes
- 2013 R1: beat Lee Westwood, 19 holes
R2: lost to Martin Kaymer, 2 and 1
- 2016 G1: beat Hideki Matsuyama, 1-up
G2: beat Kevin Kisner, 4 and 3
G3: halved with Soren Kjeldsen
R4: beat Byeong-Hun An, concession
QF: beat Ryan Moore, 2 and 1
SF: lost to Louis Oosthuizen, 4 and 3
Consolation: beat Rory McIlroy, 3 and 2
- 2017 G1: beat Jeunghun Wang, 4 and 3
G2: lost to Charles Howell III, 1-down
G3: beat Tyrrell Hatton, 2 and 1
Lost tiebreaker with Hatton/Howell III on the fifth playoff hole. Howell III advanced.
- 2018 G1: beat Satoshi Kodaira, 2 and 1
G2: lost to Charles Howell III, 3 and 1
G3: lost to Phil Mickelson, 1-up

Mark Calcavecchia (4-5)

- 1999 R1: lost to Carlos Franco, 2 and 1
- 2000 R1: beat Nick Price, 2 and 1
R2: beat Jose Maria Olazabal, 4 and 3
R3: lost to Paul Lawrie, 21 holes
- 2002 R1: beat Jerry Kelly, 3 and 2
R2: beat Chris DiMarco, 2 and 1
R3: lost to Jose Maria Olazabal, 2-down
- 2006 R1: lost to Chris DiMarco, 2 and 1
- 2008 R1: lost to Aaron Baddeley, 4 and 2

Chad Campbell (11-6)

- 2004 R1: beat Tim Herron, 3 and 2
R2: beat Loren Roberts, 3 and 1

Dell Technologies Match Play Records (cont.)

- 2005 R3: lost to Jerry Kelly, 1-down
R1: beat Fredrik Jacobson, 2-up
R2: beat Miguel Angel Jimenez, 24 holes
R3: lost to Retief Goosen, 19 holes
- 2006 R1: beat Tim Herron, 4 and 2
R2: beat Henrik Stenson, 1-up
R3: beat Tiger Woods, 1-up
QF: lost to Tom Lehman, 21 holes
- 2007 R1: beat Angel Cabrera, 1-up
R2: beat Jim Furyk, 19 holes
R3: beat David Toms, 1-up
QF: beat Stephen Ames, 1-up
SF: lost to Geoff Ogilvy, 3 and 2
Consolation: lost to Trevor Immelman, 4 and 2
- 2010 R1: lost to Martin Kaymer, 4 and 2

Michael Campbell (2-7)

- 2000 R1: lost to Tiger Woods 5 and 4
- 2001 R1: beat Mathias Gronberg, 4 and 3
R2: beat Toshi Izawa, 6 and 4
R3: lost to Pierre Fulke, 1-down
- 2002 R1: lost to Niclas Fasth, 2 and 1
- 2003 R1: lost to Jeff Sluman, 3 and 2
- 2004 R1: lost to Chris DiMarco, 2 and 1
- 2006 R1: lost to Geoff Ogilvy, 19 holes
- 2007 R1: lost to Justin Rose, 6 and 5

Patrick Cantlay (2-1-0)

- 2018 G1: lost to Cameron Smith, 2-up
G2: beat Yusaku Miyazato, 1-up
G3: beat Hideki Matsuyama, 4 and 3

Paul Casey (25-14-1)

- 2003 R1: lost to Davis Love III, 5 and 4
- 2004 R1: lost to Shaun Micheel, 21 holes
- 2005 R1: lost to Angel Cabrera, 4 and 2
- 2006 R1: lost to Henrik Stenson, 1-down
- 2007 R1: beat Mike Weir, 1-up
R2: beat Colin Montgomerie, 4 and 3
R3: beat Shaun Micheel, 1-up
QF: lost to Geoff Ogilvy, 5 and 4
- 2008 R1: beat Robert Karlsson, 2-up
R2: beat Bradley Dredge, 2 and 1
R3: lost to K.J. Choi, 2-down
- 2009 R1: beat Aaron Baddeley, 1-up
R2: beat Mathew Goggin, 6 and 4
R3: beat Peter Hanson, 4 and 2
QF: beat Sean O'Hair, 4 and 3
SF: beat Ross Fisher, 2 and 1
Championship: lost to Geoff Ogilvy, 4 and 3
- 2010 R1: beat Stephen Ames, 5 and 4
R2: beat Mike Weir, 5 and 4
R3: beat Brian Gay, 5 and 4
QF: beat Stewart Cink, 5 and 4
SF: beat Camilo Villegas, 24 holes
Championship: lost to Ian Poulter, 4 and 2
- 2011 R1: beat Richard Green, 19 holes
R2: lost to Jason Day, 4 and 2

- 2015 G1: beat Chris Kirk, 22 holes
G2: beat Adam Scott, 1-up
G3: beat Francesco Molinari, 1-up
R4: beat Charl Schwartzel, 3 and 1
QF: lost to Rory McIlroy, 22 holes
- 2016 G1: lost to Thongchai Jaidee, 2 and 1
G2: halved with Graeme McDowell
G3: lost to Jason Day, concession
- 2017 G1: beat Joost Luiten, 2 and 1
G2: beat Byeong Hun An, 1-up
G3: beat Charl Schwartzel, 4 and 3
R4: lost to Hideto Tanihara, 2 and 1
- 2018 G1: beat Russell Henley, 4 and 2
G2: beat Kyle Stanley, 4 and 2
G3: lost to Matthew Fitzpatrick, 3 and 2
Lost a tiebreaker to Kyle Stanley's birdie on the second extra hole

Alex Cejka (3-3)

- 2003 R1: beat Colin Montgomerie, 4 and 2
R2: beat Angel Cabrera, 4 and 2
R3: lost to David Toms, 1-down
- 2004 R1: beat Justin Leonard, 4 and 3
R2: lost to Darren Clarke, 6 and 5
- 2005 R1: lost to Sergio Garcia, 4 and 3

Greg Chalmers (0-2)

- 2001 R1: lost to Tom Lehman, 2 and 1
- 2012 R1: lost to Martin Kaymer, 4 and 2

Kevin Chappell (2-4-0)

- 2017 G1: lost to Jon Rahm, 3 and 2
G2: lost to Sergio Garcia, 4 and 3
G3: beat Shane Lowry, 1-up
- 2018 G1: beat Daniel Berger, 3 and 2
G2: lost to Tommy Fleetwood, 7 and 6
G3: conceded to Ian Poulter

K. J. Choi (6-10)

- 2003 R1: beat Fred Funk, 1-up
R2: lost to Tiger Woods, 5 and 3
- 2004 R1: lost to Stewart Cink, 4 and 2
- 2005 R1: lost to Tom Lehman, 4 and 2
- 2006 R1: lost to Robert Allenby, 3 and 2
- 2007 R1: beat Carl Pettersson, 2 and 1
R2: lost to Henrik Stenson, 1-down
- 2008 R1: beat Camilo Villegas, 3 and 2
R2: beat Ian Poulter, 19 holes
R3: beat Paul Casey, 2-up
QF: lost to Tiger Woods, 3 and 2
- 2009 R1: lost to Oliver Wilson, 3 and 1
- 2011 R1: beat Retief Goosen, 1-up
R2: lost to Ryan Moore, 5 and 4
- 2012 R1: lost to Kyle Stanley, 2 and 1
- 2013 R1: lost to Justin Rose, 2 and 1

Daniel Chopra (0-1)

- 2008 R1: lost to Steve Stricker, 20 holes

Dell Technologies Match Play Records (cont.)

Stewart Cink (22-12)

- 1999 R1: beat Payne Stewart, 3 and 2
R2: beat Craig Parry, 3 and 2
R3: lost to Tiger Woods, 2 and 1
- 2000 R1: lost to Retief Goosen, 3 and 2
- 2001 R1: lost to Mark McNulty, 1-down
- 2002 R1: lost to Charles Howell III, 4 and 3
- 2004 R1: beat K.J. Choi, 4 and 2
R2: lost to Colin Montgomerie, 5 and 4
- 2005 R1: beat Fred Funk, 2-up
R2: beat Tom Lehman, 2 and 1
R3: beat Davis Love III, 20 holes
QF: lost to Chris DiMarco, 2 and 1
- 2006 R1: lost to Mike Weir, 4 and 3
- 2007 R1: beat Jeev Singh, 3 and 2
R2: beat Pádraig Harrington, 1-up
R3: lost to Stephen Ames, 3 and 1
- 2008 R1: beat Miguel Ángel Jiménez, 4 and 3
R2: beat Pádraig Harrington, 2-up
R3: beat Colin Montgomerie, 4 and 2
QF: beat Ángel Cabrera, 3 and 2
SF: beat Justin Leonard, 4 and 2
Championship: lost to Tiger Woods, 8 and 7
- 2009 R1: beat Richard Sterne, 19 holes
R2: beat Lee Westwood, 23 holes
R3: beat Phil Mickelson, 1-up
QF: beat Ernie Els, 2 and 1
SF: lost to Geoff Ogilvy, 4 and 2
Consolation: beat Ross Fisher, 1-up
- 2010 R1: beat Edoardo Molinari, 2-up
R2: beat Sean O'Hair, 1-up
R3: beat Charl Schwartzel, 19 holes
QF: lost to Paul Casey, 5 and 4
- 2011 R1: beat Ian Poulter, 19 holes
R2: lost to Y.E. Yang, 4 and 3

Tim Clark (7-8)

- 2003 R1: lost to Darren Clarke, 4 and 3
- 2005 R1: lost to Craig Parry, 1-down
- 2006 R1: lost to Arron Oberholser, 21 holes
- 2007 R1: beat Robert Allenby, 2 and 1
R2: lost to Tiger Woods, 5 and 4
- 2008 R1: lost to Stuart Appleby, 3 and 2
- 2009 R1: beat Retief Goosen, 3 and 2
R2: beat Tiger Woods, 4 and 2
R3: lost to Rory McIlroy, 4 and 3
- 2010 R1: beat Vijay Singh, 1-up
R2: beat Martin Kaymer, 3 and 2
R3: lost to Sergio García, 2 and 1
- 2013 R1: beat Adam Scott, 2 and 1
R2: beat Thorbjørn Olesen, 3 and 2
R3: lost to Ian Poulter, 5 and 3

Darren Clarke (14-8)

- 1999 R1: lost to Andrew Magee, 1-down
- 2000 R1: beat Paul Azinger, 2 and 1
R2: beat Mark O'Meara, 5 and 4
R3: beat Thomas Bjørn, 1-up
QF: beat Hal Sutton, 1-up
SF: beat David Duval, 4 and 3
Championship: beat Tiger Woods, 4 and 3

- 2002 R1: lost to Matt Gogel, 2 and 1
- 2003 R1: beat Tim Clark, 4 and 3
R2: beat Davis Love III, 7 and 6
R3: beat Jim Furyk, 2-up
QF: lost to Peter Lonard, 2-down
- 2004 R1: beat Eduardo Romero, 25 holes
R2: beat Alex Cjeka, 6 and 5
R3: beat Kenny Perry, 3 and 2
QF: beat Jerry Kelly, 5 and 3
SF: lost to Davis Love III, 21 holes
Consolation: beat Stephen Leaney, 1-up
- 2005 R1: lost to Graeme McDowell, 1-down
- 2006 R1: lost to Shigeki Maruyama, 4 and 3
- 2007 R1: lost to Sergio García, 19 holes
- 2012 R1: lost to Nick Watney, 5 and 4

George Coetzee (4-4)

- 2012 R1: lost to Rory McIlroy, 2-down
- 2013 R1: lost to Martin Kaymer, 2 and 1
- 2014 R1: beat Steve Stricker, 3 and 1
R2: beat Patrick Reed, 21 holes
R3: lost to Jason Day, 3 and 1
- 2015 G1: lost to Jim Furyk, 3 and 2
G2: beat Martin Kaymer, 19 holes
G3: beat Thongchai Jaidee, 21 holes

Nicolas Colsaerts (3-2)

- 2012 R1: lost to Lee Westwood, 3 and 1
- 2013 R1: beat Bill Haas, 5 and 4
R2: beat Justin Rose, 4 and 2
R3: lost to Matt Kuchar, 4 and 3

José Coceres (0-1)

- 2001 R1: lost to Brad Faxon, 3 and 2

Andrew Coltart (2-1)

- 2001 R1: beat Phillip Price, 3 and 2
R2: beat David Toms, 4 and 2
R3: lost to Craig Stadler, 19 holes

John Cook (2-3)

- 1999 R1: lost to Greg Norman, 3 and 2
- 2002 R1: beat Phil Mickelson, 3 and 2
R2: beat Lee Westwood, 1-up
R3: lost to Brad Faxon, 3 and 2
- 2003 R1: lost to Pádraig Harrington, 4 and 3

Fred Couples (4-5)

- 1999 R1: beat Dudley Hart, 2-up
R2: beat Scott Hoch, 1-down
R3: lost to Steve Pate, 1-down
- 2000 R1: lost to Joe Ozaki, 1-down
- 2003 R1: beat Bob Tway, 3 and 2
R2: lost to Davis Love III, 3 and 2
- 2005 R1: beat Peter Lonard, 1-up
R2: lost to Retief Goosen, 1-down
- 2006 R1: lost to Sean O'Hair, 19 holes

Ben Crane (6-5)

- 2006 R1: beat Justin Leonard, 4 and 3
R2: lost to Retief Goosen, 2 and 1

Dell Technologies Match Play Records (cont.)

- 2007 R1: beat Davis Love III, 3 and 1
R2: lost to David Toms, 3 and 2
- 2010 R1: beat Henrik Stenson, concession
R2: beat Y.E. Yang, 3 and 2
R3: lost to Camilo Villegas, 3 and 2
- 2011 R1: beat Adam Scott, 4 and 2
R2: beat Rory McIlroy, 8 and 7
R3: lost to Miguel A. Jimenez, 7 and 6
- 2012 R1: lost to Bubba Watson, 2 and 2

Ben Curtis (1-2)

- 2004 R1: beat Charles Howell III, 2 and 1
R2: lost to Phil Mickelson, 7 and 6
- 2009 R1: lost to Luke Donald, 19 holes

John Daly (2-3)

- 2002 R1: lost to Rocco Mediate, 5 and 4
- 2005 R1: beat Justin Leonard, 1-up
R2: lost to Chris DiMarco, 4 and 3
- 2006 R1: beat Bart Bryant, 4 and 2
R2: lost to Phil Mickelson, 2 and 1

Brian Davis (0-1)

- 2003 R1: lost to Robert Allenby, 2 and 1

Glen Day (1-3)

- 1999 R1: lost to Lee Janzen, 3 and 2
- 2000 R1: lost to Thomas Bjorn, 1-down
- 2001 R1: beat Kirk Triplett, 3 and 1
R2: lost to Pierre Fulke, 20 holes

Jason Day (22-11-0)

- 2011 R1: beat K.T. Kim, 3 and 2
R2: beat Paul Casey, 4 and 2
R3: lost to J.B. Holmes, 1-down
- 2012 R1: beat Rafael Cabrera Bello, 19 holes
R2: lost to John Senden, 6 and 5
- 2013 R1: beat Zach Johnson, 6 and 5
R2: beat Russell Henley, 19 holes
R3: beat Bubba Watson, 4 and 3
QF: beat Graeme McDowell, 1-up
SF: lost to Matt Kuchar, 4 and 3
Consolation: beat Ian Poulter, 1-up
- 2014 R1: beat Thorbjorn Olesen, 2 up
R2: beat Billy Horschel, 22 holes
R3: beat George Coetzee, 3 and 1
QF: beat Louis Oosthuizen, 2 and 1
SF: beat Rickie Fowler, 3 and 2
Championship: beat Victor Dubuisson, 23 holes
- 2015 G1: lost to Charley Hoffman, 4 and 3
G2: lost to Branden Grace, 4 and 3
G3: lost to Zach Johnson, 3 and 2
- 2016 G1: beat Graeme McDowell, 3 and 2
G2: beat Thongchai Jaidee, 5 and 3
G3: beat Paul Casey, concession
R4: beat Brandt Snedeker, 3 and 2
QF: beat Brooks Koepka, 3 and 2
SF: beat Rory McIlroy, 1-up

- Championship: beat Louis Oosthuizen, 5 and 4
- 2017 G1: lost to Pat Perez, concession (WD)
G2: lost to Lee Westwood, concession (WD)
G3: lost to Marc Leishman, concession (WD)
- 2017 G1: beat James Hahn, 4 and 2
G2: lost to Jason Dufner, 3 and 1
G3: lost to Louis Oosthuizen, 2-up

Graham DeLaet (0-1)

- 2014 R1: lost to Patrick Reed, 1-down

Chris DiMarco (11-7)

- 2001 R1: lost to Paul Lawrie, 5 and 4
- 2002 R1: beat Steve Stricker, 3 and 2
R2: lost to Mark Calcavecchia, 2 and 1
- 2003 R1: lost to Toshi Izawa, 2 and 1
- 2004 R1: beat Michael Campbell, 1-up
R2: beat Stuart Appleby, 19 holes
R3: lost to Phil Mickelson, 3 and 2
- 2005 R1: beat Tim Herron, 1-up
R2: beat John Daly, 4 and 3
R3: beat Jay Haas, 2 and 1
QF: beat Stewart Cink, 2 and 1
SF: beat Retief Goosen, 2 and 1
Championship: lost to David Toms, 6 and 5
- 2006: R1: beat Mark Calcavecchia, 2 and 1
R2: beat Arron Oberholser, 6 and 5
R3: lost to Davis Love III, 3 and 2
- 2007 R1: beat Brett Wetterich, 4 and 3
R2: lost to Trevor Immelman, 3 and 1

Luke Donald (17-9)

- 2005 R1: beat Zach Johnson, 4 and 3
R2: beat Kenny Perry, 3 and 2
R3: lost to Nick O'Hern, 5 and 4
- 2006 R1: beat Richard Green, 2 and 1
R2: beat Shigeki Maruyama, 4 and 3
R3: lost to Retief Goosen, 1-down
- 2007 R1: beat Miguel Angel Jimenez, 3 and 1
R2: lost to Aaron Baddeley, 1-down
- 2008 R1: beat Nick Dougherty, 2 and 1
R2: lost to Angel Cabrera, 2 and 1
- 2009 R1: beat Ben Curtis, 19 holes
R2: beat Vijay Singh, 19 holes
R3: lost to Ernie Els, WD
- 2010 R1: beat Graeme McDowell, 2 and 1
R2: beat Robert Allenby, 6 and 5
R3: lost to Oliver Wilson, 20 holes
- 2011 R1: beat Charley Hoffman, 6 and 5
R2: beat Edoardo Molinari, 2 and 1
R3: beat Matteo Manassero, 3 and 2
QF: beat Ryan Moore, 5 and 4
SF: beat Matt Kuchar, 6 and 5
Final: beat Martin Kaymer, 3 and 2
- 2012 R1: lost to Ernie Els, 5 and 4
- 2013 R1: beat Marcel Siem, 1-up
R2: lost to Scott Piercy, 7 and 6
- 2014 R1: lost to Matteo Manassero, 5 and 4

Dell Technologies Match Play Records (cont.)

Jamie Donaldson (4-4-0)

- 2013 R1: lost to Thorbjorn Olesen, 2 and 2
2014 R1: lost to Billy Horschel, 6 and 5
2015 G1: beat Bernd Wiesberger, 1-up
G2: lost to Tommy Fleetwood, 21 holes
G3: beat Sergio Garcia, 2 and 1
2016 G1: lost to Jordan Spieth, 3 and 2
G2: beat Justin Thomas, 2-up
G3: beat Victor Dubuisson, 1-up

Nick Dougherty (0-1)

- 2008 R1: lost to Luke Donald, 2 and 1

Bradley Dredge (2-2)

- 2007 R1: beat Ernie Els, 4 and 2
R2: lost to Ian Poulter, 3 and 1
2008 R1: beat Rory Sabbatini, 4 and 3
R2: lost to Paul Casey, 2 and 1

Simon Dyson (0-2)

- 2010 R1: lost to Sean O'Hair, 3 and 1
2012 R1: lost to John Senden, 4 and 3

Victor Dubuisson (6-6-0)

- 2014 R1: beat Kevin Streelman, 5 and 4
R2: beat Peter Hanson, 3 and 1
R3: beat Bubba Watson, 1-up
QF: beat Graeme McDowell, 1-up
SF: beat Ernie Els, 1-up
Championship: lost to Jason Day, 23 holes
2015 G1: lost to Charl Schwartzel, 5 and 4
G2: lost to Matt Jones, 2-down
G3: lost to Dustin Johnson, 2 and 1
2016 G1: beat Justin Thomas, 3 and 2
G2: lost to Jordan Spieth, 5 and 4
G3: lost to Jamie Donaldson, 1-down

Jason Dufner (6-10-1)

- 2012 R1: lost to Peter Hanson, 2 and 1
2013 R1: lost to Richard Sterne, 1-down
2014 R1: beat Scott Stallings, 19 holes
R2: beat Matteo Monassero, 2 and 1
R3: lost to Ernie Els, 1-down
2015 G1: lost to Rory McIlroy, 5 and 4
G2: lost to Billy Horschel, 3 and 2
G3: beat Brandt Snedeker, 1-up
2016 G1: beat Rickie Fowler, 2 and 1
G2: lost to Byeong-Hun An, 2-down
G3: lost to Scott Piercy, 1-down
2017 G1: halved with Patrick Reed
G2: lost to Brooks Koepka, 6 and 5
G3: lost to Kevin Kisner, 2 and 1
2018 G1: lost to Louis Oosthuizen, 1-up
G2: beat Jason Day, 3 and 1
G3: beat James Hahn, 2 and 1
Oosthuizen defeated Dufner in a sudden-death playoff with a par on the first extra hole

Scott Dunlap (0-1)

- 2001 R1: lost to Shigeki Maruyama, 2 and 1

Joe Durant (0-2)

- 2002 R1: lost to Paul McGinley, 5 and 4
2007 R1: lost to Niclas Fasth, 1-down

David Duval (6-4)

- 1999 R1: beat Stephen Leaney, 2 and 1
R2: lost to Bill Glasson, 2 and 1
2000 R1: beat Angel Cabrera, 4 and 3
R2: beat Tim Herron, 2 and 1
R3: beat Sergio Garcia, 2 and 1
QF: beat Scott Hoch, 5 and 4
SF: lost to Darren Clarke, 4 and 3
Consolation: beat Davis Love III, 5 and 4
2001 R1: lost to Kevin Sutherland, 20 holes
2002 R1: lost to Justin Rose, 20 holes

Simon Dyson (0-2)

- 2010 R1: lost to Sean O'Hair, 3 and 1
2012 R1: lost to John Senden, 4 and 3

Johan Edfors (0-1)

- 2007 R1: lost to Colin Montgomerie, 2 and 1

Steve Elkington (0-3)

- 1999 R1: lost to Steve Jones, 2 and 1
2000 R1: lost to Jeff Sluman, 2 and 1
2006 R1: lost to David Howell, 22 holes

Ernie Els (15-15)

- 1999 R1: lost to Paul Azinger, 1-down
2000 R1: beat Bernhard Langer, 2 and 1
R2: lost to Bob Estes, 1-down
2001 R1: beat Greg Kraft, 4 and 2
R2: beat Hidemichi Tanaka, 1-up
R3: beat Jean Van de Velde, 1-up
QF: beat Craig Stadler, 1-up
SF: lost to Pierre Fulke, 2 and 1
Consolation: lost to Toru Taniguchi, 4 and 3
2002 R1: beat Jeff Sluman, 4 and 3
R2: lost to Tom Lehman, 19 holes
2003 R1: lost to Phil Tataurangi, 20 holes
2006 R1: lost to Bernhard Langer, 1-down
2007 R1: lost to Bradley Dredge, 4 and 2
2008 R1: lost to Jonathan Byrd, 6 and 5
2009 R1: beat Soren Hansen, 4 and 2
R2: beat Steve Stricker, 3 and 2
R3: beat Luke Donald, WD
QF: lost to Stewart Cink, 2 and 1
2011 R1: beat Jeff Overton, 19 holes
R2: lost to J.B. Holmes, 1-down
2012 R1: beat Luke Donald, 5 and 4
R2: lost to Peter Hanson, 5 and 4
2013 R1: lost to Fredrik Jacobson, 1-down
2014 R1: beat Stephen Gallacher, 19 holes
R2: beat Justin Rose, 20 holes

Dell Technologies Match Play Records (cont.)

R3: beat Jason Dufner, 1-up
QF: beat Jordan Spieth, 4 and 2
SF: lost to Victor Dubuisson, 1-down
Consolation: lost to Rickie Fowler, 19 holes

Harris English (4-2)

2014 R1: beat Lee Westwood, 5 and 3
R2: beat Rory McIlroy, 19 holes
R3: lost to Jim Furyk, 1-down
2015 G1: lost to Rickie Fowler, 1-down
G2: beat Graeme McDowell, 2 and 1
G3: beat Shane Lowry, 1-up

Bob Estes (6-6)

1999 R1: lost to John Huston, 3 and 2
2000 R1: beat Steve Pate, 20 holes
R2: beat Ernie Els, 1-up
R3: lost to Miguel Angel Jimenez, 2 and 1
2001 R1: lost to Toru Taniguchi, 3 and 2
2002 R1: beat Stuart Appleby, 1-up
R2: beat Scott Verplank, 19 holes
R3: beat Nick Price, 1-up
QF: lost to Paul Azinger, 2 and 1
2003 R1: lost to Stephen Leaney, 2 and 1
2004 R1: beat Scott Verplank, 19 holes
R2: lost to Pdraig Harrington, 3 and 2

Matt Every (0-3)

2015 G1: lost to Lee Westwood, 1-down
G2: lost to Jordan Spieth, 4 and 3
G3: lost to Mikko Ilonen, 8 and 6

Nick Faldo (0-1)

1999 R1: lost to Tiger Woods, 4 and 3

Niclas Fasth (6-6)

2002 R1: beat Michael Campbell, 2 and 1
R2: beat Vijay Singh, 3 and 2
R3: lost to Paul Azinger, 20 holes
2003 R1: beat Charles Howell III, 1-up
R2: lost to Nick Price, 2 and 1
2004 R1: lost to David Toms, 19 holes
2006 R1: lost to Colin Montgomerie, 23 holes
2007 R1: beat Joe Durant, 1-up
R2: beat Retief Goosen, 1-up
R3: lost to Geoff Ogilvy, 2 and 1
2008 R1: beat Richard Green, 6 and 5
R2: lost to Vijay Singh, 1-down

Brad Faxon (9-5)

1999 R1: lost to Bernhard Langer, 4 and 2
2001 R1: beat José Coceres, 3 and 2
R2: beat Chris Parry, 1-up
R3: beat Tom Lehman, 1-up
QF: lost to Pierre Fulke, 19 holes
2002 R1: beat Kenny Perry, 7 and 6
R2: beat Adam Scott, 3 and 2
R3: beat John Cook, 3 and 2

QF: beat Jose Maria Olazabal, 20 holes
SF: lost to Kevin Sutherland, 1-down
Consolation: beat Paul Azinger, 19 holes

2003 R1: beat Craig Parry, 2 and 1
R2: lost to Phil Mickelson, 3 and 2
2004 R1: lost to Steve Flesch, 19 holes

Gonzalo Fernandez-Castano (2-3)

2012 R1: lost to Tiger Woods, 1-down
2013 R1: beat Francesco Molinari, 2-up
R2: beat Charles Howell III, 6 and 5
R3: lost to Webb Simpson, 2-down
2014 R1: lost to Hunter Mahan, 3 and 2

Tony Finau (2-1-0)

2018 G1: beat Thomas Pieters, 2 and 1
G2: beat Kevin Na, 3 and 2
G3: lost to Alex Noren, 1-up

Ross Fisher (9-8-0)

2009 R1: beat Robert Allenby, 1-up
R2: beat Pat Perez, 6 and 5
R3: beat Ross Fisher, 4 and 3
QF: beat Justin Leonard, 2 and 1
SF: lost to Paul Casey, 2 and 1
Consolation: lost to Stewart Cink, 1-down
2010 R1: lost to Thongchai Jaidee, 5 and 4
2011 R1: beat Robert Allenby, 4 and 3
R2: lost to Graeme McDowell, 4 and 2
2017 G1: lost to Louis Oosthuizen, 4 and 3
G2: beat Hideki Matsuyama, 2 and 1
G3: beat Jim Furyk, 4 and 2
Won tiebreaker over Oosthuizen with a birdie 3 on the second playoff hole
R4: beat Bubba Watson, 4 and 3
QF: lost to Hideto Tanihara, 4 and 2
2018 G1: lost to Yuta Ikeda, 2 and 1
G2: beat Zach Johnson, 2-up
G3: lost to Matt Kuchar, 6 and 4

Matthew Fitzpatrick (4-5-0)

2016 G1: lost to Phil Mickelson, 5 and 4
G2: lost to Patrick Reed, 4 and 3
G3: beat Daniel Berger, concession (injured wrist)
2017 G1: lost to Kevin Na, 5 and 4
G2: beat Chris Wood, 4 and 2
G3: beat Justin Thomas, 2 and 1
Lost tiebreaker to Na on the first playoff hole
2018 G1: lost to Kyle Stanley, 1-up
G2: lost to Russell Henley, 2 and 1
G3: beat Paul Casey, 3 and 2

Dell Technologies Match Play Records (cont.)

Tommy Fleetwood (6-5-0)

- 2015 G1: lost to Sergio Garcia, 2-down
G2: beat Jamie Donaldson, 21 holes
G3: beat Bernd Wiesberger, 19 holes
R4: beat Branden Grace, 2 and 1
QF: lost to Danny Willett, 4 and 3
- 2017 G1: beat Zach Johnson, 1-up
G2: lost to Brendan Steele, 1-down
G3: lost to Matt Kuchar, 4 and 2
- 2018 G1: lost to Ian Poulter, 3 and 2
G2: beat Kevin Chappell, 7 and 6
G3: beat Daniel Berger, 2 and 1

Steve Flesch (3-4-0)

- 2001 R1: lost to Per-Ulrik Johansson, 5 and 4
- 2002 R1: beat Pdraig Harrington, 3 and 2
R2: beat Kirk Triplett, 3 and 2
R3: lost to David Toms, 1-down
- 2004 R1: beat Brad Faxon, 19 holes
R2: lost to Kenny Perry, 1-down
- 2005 R1: lost to Lee Westwood, 4 and 3
- 2015 G1: beat Harris English, 1-up
G2: beat Shane Lowry, 1-up
G3: beat Graeme McDowell, 5 and 4
R4: lost to Louis Oosthuizen, 1-down

Rickie Fowler (10-6-2)

- 2011 R1: beat Peter Hanson, 1-up
R2: beat Phil Mickelson, 6 and 6
R3: lost to Matt Kuchar, 2 and 1
- 2012 R1: lost to David Toms, 1-down
- 2013 R1: lost to Carl Pettersson, 19 holes
- 2014 R1: beat Ian Poulter, 2 and 1
R2: beat Jimmy Walker, 1-up
R3: beat Sergio Garcia, 1-up
QF: beat Jim Furyk, 1-up
SF: lost to Jason Day, 3 and 2
Consolation: beat Ernie Els, 19 holes
- 2015 G1: beat Harris English, 1-up
G2: beat Shane Lowry, 1-up
G3: beat Graeme McDowell, 5 and 4
R4: lost to Louis Oosthuizen, 1-down
- 2016 G1: lost to Jason Dufner, 2 and 1
G2: halved with Scott Piercy
G3: halved with Byeong-Hun An

Carlos Franco (1-2)

- 1999 R1: beat Mark Calcavecchia, 2 and 1
R2: lost to Patrik Sjoland, 1-down
- 2000 R1: lost to Mike Weir, 4 and 3

Marcus Fraser (1-3-1)

- 2013 R1: beat Keegan Bradley, 1-up
R2: lost to Fredrik Jacobsen, 4 and 3
- 2016 G1: lost to Zach Johnson, 4 and 3
G2: halved with Shane Lowry
G3: lost to Martin Kaymer, 4 and 3

Dylan Frittelli (1-2-0)

- 2018 G1: lost to Xander Schauffele, 1-up
G2: lost to Sergio Garcia, 2-up
G3: beat Shubhankar Sharma, 1-up

Hiroyuki Fujita (0-2)

- 2011 R1: lost to Robert Karlsson, 5 and 3
- 2013 R1: lost to Matt Kuchar, 3 and 2

Pierre Fulke (5-2)

- 2001 R1: beat Fred Funk, 5 and 4
R2: beat Glen Day, 20 holes
R3: beat Michael Campbell, 1-up
QF: beat Brad Faxon, 19 holes
SF: beat Ernie Els, 2 and 1
Championship: lost to Steve Stricker, 2 and 1
- 2002 R1: lost to Toshi Izawa, 4 and 3

Fred Funk (0-7)

- 1999 R1: lost to Jeff Maggert, 2-down
- 2000 R1: lost to Justin Leonard, 6 and 5
- 2001 R1: lost to Pierre Fulke, 5 and 4
- 2003 R1: lost to K.J. Choi, 1-down
- 2004 R1: lost to Stephen Leaney, 1-down
- 2005 R1: lost to Stuart Cink, 2-down
- 2006 R1: lost to Nick O'Hern, 5 and 3

Jim Furyk (19-18-1)

- 1999 R1: lost to Patrik Sjoland, 5 and 3
- 2000 R1: beat Rocco Mediate, 2 and 1
R2: beat Bob Tway, 2 and 1
R3: lost to Davis Love III, 3 and 2
- 2002 R1: beat Billy Andrade, 20 holes
R2: beat Toshi Izawa, 2 and 1
R3: lost to Kevin Sutherland, 4 and 3
- 2003 R1: beat Len Mattiace, 2 and 1
R2: beat Steve Lowery, 6 and 5
R3: lost to Darren Clarke, 2-down
- 2005 R1: lost to Ian Poulter, 3 and 1
- 2006 R1: lost to Zach Johnson, 1-down
- 2007 R1: beat Brett Quigley, 2 and 1
R2: lost to Chad Campbell, 19 holes
- 2008 R1: lost to Colin Montgomerie, 3 and 2
- 2009 R1: beat Anders Hansen, 2 and 1
R2: beat Martin Kaymer, 4 and 2
R3: lost to Ross Fisher, 4 and 3
- 2009 R1: beat Anders Hansen, 2 and 1
- 2010 R1: beat Scott Verplank, 2 and 1
R2: lost to Charl Schwartzel, 3 and 2
- 2011 R1: lost to Ryan Palmer, 2 up
- 2012 R1: lost to Dustin Johnson, 20 holes
- 2013 R1: beat Ryan Moore, 4 and 2
R2: lost to Bubba Watson, 22 holes
- 2014 R1: beat Chris Kirk, 2 and 1
R2: beat Charl Schwartzel, 3 and 2
R3: beat Harris English, 1-up
QF: lost to Rickie Fowler, 1-down
- 2015 G1: beat George Coetzee, 3 and 2

Dell Technologies Match Play Records (cont.)

G2: lost to Thongchai Jaidee, 3 and 1
G3: beat Martin Kaymer, 20 holes
R4: beat J.B. Holmes, 5 and 3
QF: beat Louis Oosthuizen, 4 and 2
SF: lost to Rory McIlroy, 1-down
Consolation: lost to Danny Willett, 3 and 2

2017 G1: halved with Hideki Matsuyama
G2: beat Louis Oosthuizen, 3 and 2
G3: lost to Ross Fisher, 4 and 2

Stephen Gallacher (0-5)

2013 R1: lost to Ian Poulter, 2 and 1
2014 R1: lost to Ernie Els, 19 holes
2015 G1: lost to Hunter Mahan, 7 and 6
G2: lost to Matt Kuchar, 3 and 2
G3: lost to Ben Martin, 20 holes

Sergio Garcia (22-18-1)

2000 R1: beat Loren Roberts, 20 holes
R2: beat Mike Weir, 7 and 6
R3: lost to David Duval, 2 and 1
2002 R1: beat Lee Janzen, 3 and 2
R2: beat Charles Howell III, 1-up
R3: lost to Scott McCarron, 1-down
2003 R1: lost to Kevin Sutherland, 2 and 1
2004 R1: lost to Jerry Kelly, 1-down
2005 R1: beat Alex Cejka, 4 and 2
R2: beat Jerry Kelly, 19 holes
R3: lost to Adam Scott, 4 and 3
2007 R1: beat Darren Clarke, 19 holes
R2: lost to Charles Howell III, 4 and 3
2008 R1: beat John Senden, 3 and 2
R2: lost to Boo Weekley, 2 and 1
2009 R1: lost to Charl Schwartzel, 1-down
2010 R1: beat David Toms, 2-up
R2: beat Anders Hansen, 2 and 1
R3: beat Tim Clark, 2 and 1
QF: beat Oliver Wilson, 4 and 3
SF: lost to Ian Poulter, 7 and 6
Consolation: lost to Camilo Villegas, 5 and 4
2012 R1: lost to Miguel Angel-Jimenez, 2 and 1
2013 R1: beat Thongchai Jaidee, 20 holes
R2: lost to Matt Kuchar, 2 and 1
2014 R1: beat Marc Leishman, 22 holes
R2: beat Bill Haas, 3 and 1
R3: lost to Rickie Fowler, 1-down
2015 G1: beat Tommy Fleetwood, 2-up
G2: lost to Bernd Wiesberger, 2 and 1
G3: lost to Jamie Donaldson, 2 and 1
2016 G1: beat Lee Westwood, 1-up
G2: lost to Ryan Moore, 1-down
G3: beat Mark Leishman, 5 and 4
2017 G1: halved with Shane Lowry
G2: beat Kevin Chappell, 4 and 3
G3: lost to Jon Rahm, 6 and 4
2018 G1: beat Shubhankar Sharma, 1-up
G2: beat Dylan Frittelli, 2-up
G3: beat Xander Schauffele, 3 and 1
R4: lost to Kyle Stanley, 3 and 1

Robert Garrigus (3-1)

2013 R1: beat Branden Grace, 4 and 3
R2: beat Louis Oosthuizen, 3 and 2
R3: beat Fredrik Jacobson, 3 and 1
QF: lost to Matt Kuchar, 3 and 2

Brian Gay (2-1)

2010 R1: beat Kenny Perry, 2 and 1
R2: beat Zach Johnson, 2-up
R3: lost to Paul Casey, 5 and 4

Brent Geiberger (0-2)

2000 R1: lost to Miguel Angel Jimenez, 19 holes
2001 R1: lost to Scott Verplank, 1-down

Bill Glasson (2-1)

1999 R1: beat Stuart Appleby, 2 and 1
R2: beat David Duval, 2 and 1
R3: lost to Andrew Magee, 1-down

Lucas Glover (0-3)

2006 R1: lost to Adam Scott, 2 and 1
2007 R1: lost to Nick O'Hern, 4 and 3
2010 R1: lost to Anders Hansen, 2 and 1

Matt Gogel (2-1)

2002 R1: beat Darren Clarke, 2 and 1
R2: beat Steve Lowery, 20 holes
R3: lost to Tom Lehman, 4 and 3

Mathew Goggin (1-1)

2009 R1: beat Kenny Perry, 2 and 1
R2: lost to Paul Casey, 6 and 4

Fabian Gomez (0-2-1)

2016 G1: Lost to Justin Rose, 2-down
G2: halved with Matt Kuchar
G3: lost to Anirban Lahiri, 4 and 2

Dell Technologies Match Play Records (cont.)

Retief Goosen (15-13)

- 2000 R1: beat Stewart Cink, 3 and 2
R2: lost to Tiger Woods, 1-down
- 2001 R1: beat Steve Lowery, 2 and 1
R2: lost to Jean Van de Velde, 4 and 3
- 2002 R1: beat Billy Mayfair, 4 and 3
R2: lost to Jose Maria Olazabal, 1-down
- 2003 R1: lost to Jay Haas, 5 and 3
- 2004 R2: lost to John Huston, 2 and 1
- 2005 R1: beat Stephen Leaney, 1-up
R2: beat Fred Couples, 1-up
R3: beat Chad Campbell, 19 holes
QF: beat Robert Allenby, 4 and 3
SF: lost to Chris DiMarco, 2 and 1
Consolation: beat Ian Poulter, 20 holes
- 2006 R1: beat Paul Broadhurst, 5 and 4
R2: beat Ben Crane, 2 and 1
R3: beat Luke Donald, 1-up
QF: lost to Zach Johnson, 3 and 2
- 2007 R1: beat Scott Verplank, 5 and 4
R2: lost to Niclas Fasth, 1-down
- 2008 R1: lost to Andres Romero, 2 and 1
- 2009 R1: lost to Tim Clark, 3 and 2
- 2010 R1: beat Soren Hansen, 3 and 2
R2: beat Ernie Els, 20 holes
R3: beat Nick Watney, 1-up
QF: lost to Camilo Villegas, 4 and 3
- 2011 R1: lost to K.J. Choi, 1-down
- 2012 R1: lost to Brandt Snedeker, 21 holes

Paul Goydos (0-1)

- 2007 R1: lost to Jose Maria Olazabal, 19 holes

Branden Grace (6-8-1)

- 2013 R1: lost to Robert Garrigus, 4 and 3
- 2014 R1: lost to Jimmy Walker, 5 and 4
- 2015 G1: lost to Zach Johnson, 2-down
G2: beat Jason Day, 4 and 3
G3: beat Charley Hoffman, 2 and 1
R4: lost to Tommy Fleetwood, 2 and 1
- 2016 G1: lost to Chris Kirk, 3 and 1
G2: beat David Lingmerth, 4 and 3
G3: beat Russell Knox, 5 and 4
Lost tiebreaker to Chris Kirk with a par 4 on the first playoff hole
- 2017 G1: beat Andy Sullivan, 4 and 2
G2: lost to William McGirt, 2 and 1
G3: lost to Brandt Snedeker, 5 and 4
- 2018 G1: lost to Bubba Watson, 5 and 3
G2: beat Julian Suri, 2 and 1
G3: halved with Marc Leishman

Richard Green (0-5)

- 2005 R1: lost to David Toms, 1-down
- 2006 R1: lost to Luke Donald, 2 and 1
- 2007 R1: lost to Phil Mickelson, 1-down
- 2008 R1: lost to Niclas Fasth, 6 and 5
- 2011 R1: lost to Paul Casey, 19 holes

Emiliano Grillo (1-4-1)

- 2016 G1: beat J.B. Holmes, 3 and 2
G2: lost to Bubba Watson, 2-down
G3: lost to Patton Kizzire, 2-down
- 2017 G1: lost to Gary Woodland, 3 and 2
G2: lost to Soren Kjeldsen, 4 and 3
G3: halved with Rory McIlroy

Mathias Gronberg (0-1)

- 2001 R1: lost to Michael Campbell, 4 and 3

Bill Haas (11-8-0)

- 2011 R1: lost to Bubba Watson, 3 and 2
- 2012 R1: lost to Ryo Ishikawa, 1-down
- 2013 R1: lost to Nicolas Colsaerts, 5 and 4
- 2014 R1: beat Miguel A. Jimenez, 4 and 3
R2: lost to Sergio Garcia, 3 and 1
- 2015 G1: beat Brendon Todd, 3 and 2
G2: lost to John Senden, 4 and 3
G3: beat Henrik Stenson, 3 and 1
- 2016 G1: beat Chris Wood, 2 and 1
G2: beat Thomas Pieters, 4 and 2
G3: beat Adam Scott, 1-up
- 2017 G1: lost to Russell Knox, 3 and 2
G2: beat Danny Willett, 6 and 5
G3: beat K.T. Kim, 4 and 2
Won tiebreaker over K.T. Kim with a birdie 4 on the sixth playoff hole
R4: beat Kevin Na, 1-up
QF: beat Phil Mickelson, 2 and 1
SF: lost to Jon Rahm, 3 and 2
Consolation: beat Hideto Tanihara, 2 and 1

Jay Haas (5-3)

- 2003 R1: beat Retief Goosen, 5 and 3
R2: beat Shigeki Maruyama, 1-up
R3: beat Nick Price, 20 holes
QF: lost to Adam Scott, 2 and 1
- 2004 R1: lost to Loren Roberts, 1-down
- 2006 R1: beat Jonathan Kaye, 4 and 2
R2: beat Vijay Singh, 3 and 2
R3: lost to Chris DiMarco, 2 and 1

Adam Hadwin (1-0-2)

- 2018 G1: halved with Kevin Kisner
G2: beat Dustin Johnson, 4 and 3
G3: halved with Bernd Wiesberger

Joakim Haeggman (0-1)

- 2005 R1: lost to Stuart Appleby, 19 holes

James Hahn (1-2-0)

- 2018 G1: lost to Jason Day, 4 and 2
G2: beat Louis Oosthuizen, 3 and 1
G3: lost to Jason Dufner, 3 and 2

Todd Hamilton (0-1)

- 2005 R1: lost to Robert Allenby, 6 and 5

Dell Technologies Match Play Records (cont.)

Anders Hansen (2-6)

- 2003 R1: lost to David Toms, 3 and 1
- 2008 R1: lost to Angel Cabrera, 3 and 2
- 2009 R1: lost to Jim Furyk, 2 and 1
- 2010 R1: beat Lucas Glover, 2 and 1
R2: lost to Sergio Garcia, 2 and 1
- 2011 R1: lost to Matt Kuchar, 22 holes
- 2012 R1: beat K.T. Kim, 5 and 3
R2: lost to Rory McIlroy, 3 and 2

Soren Hansen (0-3)

- 2008 R1: lost to Ian Poulter, 2 and 1
- 2009 R1: lost to Ernie Els, 4 and 2
- 2010 R1: lost to Retief Goosen, 3 and 2

Peter Hanson (6-8)

- 2008 R1: lost to Vijay Singh, 19 holes
- 2009 R1: lost to Robert Karlsson, 3 and 2
R2: beat Stephen Ames, 2 and 1
R3: lost to Paul Casey, 4 and 2
- 2010 R1: lost to Robert Allenby, 4 and 2
- 2011 R1: lost to Rickie Fowler, 1-down
- 2012 R1: beat Jason Dufner, 2 and 1
R2: beat Ernie Els, 5 and 4
R3: beat Brandt Snedeker 5 and 3
QF: lost to Mark Wilson 4 and 3
- 2013 R1: beat Thomas Bjorn, 3 and 2
R2: lost to Webb Simpson, 1-down
- 2014 R1: beat Dustin Johnson, 4 and 3
R2: lost to Victor Dubuisson, 3 and 1

Brian Harman (2-1-1)

- 2018 G1: halved with Jhonattan Vegas
G2: beat Peter Uihlein, 3 and 2
G3: beat Rory McIlroy, 5 and 3
R4: lost to Bubba Watson, 2 and 1

Padraig Harrington (10-13)

- 2000 R1: lost to Jesper Parnevik, 2 and 1
- 2001 R1: lost to Steve Stricker, 2 and 1
- 2002 R1: lost to Steve Flesch, 3 and 2
- 2003 R1: beat John Cook, 4 and 3
R2: lost to Scott Hoch, 3 and 2
- 2004 R1: beat Toshi Izawa, 2 and 1
R2: beat Bob Estes, 3 and 2
R3: beat David Toms, 1-up
QF: lost to Tiger Woods, 2 and 1
- 2005 R1: beat Jeff Maggert, 1-up
R2: lost to Rory Sabbatini, 3 and 1
- 2006 R1: beat Rod Pampling, 4 and 2
R2: beat Angel Cabrera, 19 holes
R3: beat Vijay Singh, 2 and 1
QF: lost to Davis Love III, 1-down
- 2007 R1: beat Lee Westwood, 19 holes
R2: lost to Stewart Cink, 1-down
- 2008 R1: beat Jerry Kelly, 4 and 3
R2: lost to Stewart Cink, 2-down
- 2009 R1: lost to Pat Perez, 1-down

- 2010 R1: lost to Jeev Milkha Singh, 3 and 1
- 2011 R1: lost to Geoff Ogilvy, 4 and 3
- 2013 R1: lost to Graeme McDowell, 2-down

Dudley Hart (2-3)

- 1999 R1: lost to Fred Couples, 2-down
- 2000 R1: lost to Tim Herron, 2 and 1
- 2001 R1: beat Skip Kendall, 6 and 5
R2: beat Robert Allenby, 5 and 4
R3: lost to Nick O'Hern, 5 and 4

Tyrrell Hatton (4-3-0)

- 2017 G1: beat Charles Howell III, 2 and 1
G2: beat Jeunghun Wang, 2-up
G3: lost to Rafa Cabrera Bello, 2 and 1
Lost tiebreaker to Rafa Cabrera Bello and Charles Howell III with a double bogey on the first playoff hole
- 2018 G1: beat Alexander Levy, 3 and 2
G2: beat Brandon Steele, 3 and 2
G3: lost to Charley Hoffman, 3 and 2
Won tiebreaker with Steele in a sudden-death playoff with a birdie on the first extra hole
R4: lost to Cameron Smith, 2 and 1

Russell Henley (3-5-0)

- 2013 R1: beat Charl Schwartzel, 1-up
R2: lost to Jason Day, 19 holes
- 2015 G1: lost to Brooks Koepka, 1-down
G2: lost to J.B. Holmes, 19 holes
G3: beat Marc Warren, 1-up
- 2018 G1: lost to Paul Casey, 1-up
G2: beat Matthew Fitzpatrick, 2 and 1
G3: lost to Kyle Stanley, 1-up

J.J. Henry (0-1)

- 2007 R1: lost to Tiger Woods, 3 and 2

Mark Hensby (1-2)

- 2000 R1: beat Stephen Ames, 7 and 6
R2: lost to David Toms, 2-down
- 2006 R1: lost to Davis Love III, 2 and 1

Tim Herron (2-5)

- 2000 R1: beat Dudley Hart, 2 and 1
R2: lost to David Duval, 2 and 1
- 2001 R1: beat Franklin Langham, 3 and 1
R2: lost to Nick O'Hern, 5 and 3
- 2004 R1: lost to Chad Campbell, 3 and 2
- 2005 R1: lost to Chris DiMarco, 1-down
- 2006 R1: lost to Chad Campbell, 4 and 2

Dell Technologies Match Play Records (cont.)

Scott Hoch (7-5)

- 1999 R1: beat Ian Woosnam, 3 and 2
R2: lost to Fred Couples, 2-down
- 2000 R1: beat Stuart Appleby, 1-up
R2: beat Lee Westwood, 1-up
R3: beat Jesper Parnevik, 2 and 1
QF: lost to David Duval, 5 and 4
- 2001 R1: lost to Steve Lowery, 5 and 4
- 2002 R1: beat Tom Lehman, 3 and 1
R2: beat Pádraig Harrington, 3 and 2
R3: beat Toshi Izawa, 4 and 3
QF: lost to Tiger Woods, 5 and 4
- 2004 R1: lost to Thomas Bjorn, 4 and 3

Charley Hoffman (4-6-0)

- 2011 R1: lost to Luke Donald, 6 and 5
- 2015 G1: beat Jason Day, 4 and 3
G2: beat Zach Johnson, 2 and 1
G3: lost to Branden Grace, 2 and 1
- 2016 G1: lost to Brandt Snedeker, 2 and 1
G2: lost to Charl Schwartzel, 3 and 2
G3: beat Danny Lee, 4 and 2
- 2018 G1: lost to Brendan Steele, 1-up
G2: lost to Alexander Levy, 1-up
G3: beat Tyrrell Hatton, 3 and 2

J.B. Holmes (6-7-2)

- 2008 R1: lost to Tiger Woods, 1-down
- 2011 R1: beat Camilo Villegas, 4 and 2
R2: beat Ernie Els, 1-up
R3: beat Jason Day, 1-up
QF: lost to Bubba Watson, 19 holes
- 2015 G1: lost to Marc Warren, 2 and 1
G2: beat Russell Henley, 19 holes
G3: beat Brooks Koepka, 2 and 1
R4: lost to Jim Furyk, 5 and 3
- 2016 G1: lost to Emiliano Grillo, 3 and 2
G2: halved with Patton Kizzire
G3: beat Bubba Watson, 1-up
- 2017 G1: lost to Daniel Berger, 7 and 5
G2: halved with Si Woo Kim
G3: lost to Phil Mickelson, 6 and 5

Billy Horschel (4-4)

- 2014 R1: beat Jamie Donaldson, 6 and 5
R2: lost to Jason Day, 22 holes
- 2015 G1: beat Brandt Snedeker, 5 and 4
G2: beat Jason Dufner, 3 and 2
G3: lost to Rory McIlroy, 20 holes
- 2016 G1: lost to Brooks Koepka, 3 and 2
G2: beat Danny Willett, 3 and 2
G3: lost to Jaco Van Zyl, 2 and 1

Charles Howell III (10-11-0)

- 2002 R1: beat Stewart Cink, 4 and 3
R2: lost to Sergio Garcia, 1-down
- 2003 R1: lost to Niclas Fasth, 1-down
- 2004 R1: lost to Ben Curtis, 2 and 1

- 2005 R1: lost to Nick O'Hern, 19 holes
- 2006 R1: lost to Phil Mickelson, 2-down
- 2007 R1: beat Stuart Appleby, 4 and 3
R2: beat Sergio Garcia, 4 and 3
R3: lost to Justin Rose, 3 and 2
- 2008 R1: beat Stephen Ames, 19 holes
R2, lost to Colin Montgomerie, 1-down
- 2013 R1: beat Tiger Woods, 2 and 1
R2: lost to Gonzalo Fernandez-Castano, 6 and 5
- 2017 G1: lost to Tyrrell Hatton, 2 and 1
G2: beat Rafa Cabrera Bello, 1-up
G3: beat Jeunghun Wang, 2 and 1
Won tiebreaker over Hatton/Cabrera-Bello on the fifth playoff hole
R4: lost to Jon Rahm, 6 and 4
- 2018 G1: beat Phil Mickelson, 3 and 2
G2: beat Rafa Cabrera Bello, 3 and 1
G3: beat Satoshi Kodaira, 2 and 1
R4: lost to Kiradech Aphibarnrat, 1-up

David Howell (4-3)

- 2005 R1: beat Shigeki Maruyama, 6 and 5
R2: lost to Adam Scott, 2 and 1
- 2006 R1: beat Steve Elkington, 22 holes
R2: beat Scott Verplank, 3 and 2
R3: beat Phil Mickelson, 3 and 1
QF: lost to Geoff Ogilvy, 19 holes
- 2007 R1: lost to Rory Sabbatini, 2-down

John Huston (7-5)

- 1999 R1: beat Bob Estes, 3 and 2
R2: beat Craig Stadler, 3 and 2
R3: beat Patrik Sjöland, 1-up
QF: beat Jose Maria Olazabal, 2 and 1
SF: lost to Jeff Maggert, 3 and 1
Consolation: beat Steve Pate, 5 and 4
- 2000 R1: lost to Shigeki Maruyama, 1-down
- 2001 R1: lost to Craig Stadler, 4 and 2
- 2003 R1: lost to Eduardo Romero, 2 and 1
- 2004 R1: beat Retief Goosen, 2 and 1
R2: beat Peter Lonard, 1-up
R3: lost to Ian Poulter, 2 and 1

Yuta Ikeda (1-5-2)

- 2010 R1: lost to Nick Watney, 4 and 3
- 2011 R1: Lost to Miguel A. Jimenez, 2 and 1
- 2017 G1: halved with Ryan Moore
G2: lost to Jordan Spieth, 4 and 2
G3: lost to Hideto Tanihara, 3 and 1
- 2018 G1: beat Ross Fisher, 2 and 1
G2: lost to Matt Kuchar, 1-up
G3: halved with Zach Johnson

Mikko Ilonen (1-3)

- 2014: R1: lost to Bubba Watson, 2 and 1
- 2015 G1: lost to Jordan Spieth, 4 and 2
G2: lost to Lee Westwood, 1-down
G3: beat Matt Every, 8 and 6

Dell Technologies Match Play Records (cont.)

Trevor Immelman (7-6)

- 2003 R1: lost to Robert Allenby, 4 and 2
2004 R1: beat Shigeki Maruyama, 2 and 1
R2: lost to Tiger Woods, 5 and 4
2005 R1: lost to Adam Scott, 2-down
2007 R1: beat Thomas Bjorn, 6 and 5
R2: beat Chris DiMarco, 3 and 1
R3: beat Ian Poulter, 2 and 1
QF: beat Justin Rose, 5 and 4
SF: lost to Henrik Stenson, 3 and 2
Consolation: beat Chad Campbell, 4 and 2
2008 R1: beat Shingo Katayama, 1-up
R2: lost to Henrik Stenson, 25 holes
2009 R1: lost to Shingo Katayama, 3 and 2

Ryo Ishikawa (3-3)

- 2010 R1: beat Michael Sim, 2-up
R2: beat Ross McGowan, 1-up
R3: lost to Thongchai Jaidee, 5 and 4
2011 R1: lost to Charl Schwartzel, 20 holes
2012 R1: beat Bill Haas, 1-up
R2: lost to Paul Lawrie, 1-down

Toshi Izawa (4-4)

- 2001 R1: beat Steve Pate, 1-up
R2: lost to Michael Campbell, 6 and 4
2002 R1: beat Pierre Fulke, 4 and 3
R2: lost to Jim Furyk, 2 and 1
2003 R1: beat Chris Dimarco, 2 and 1
R2: beat Eduardo Romero, 3 and 1
R3: lost to Scott Hoch, 4 and 3
2004 R1: lost to Pdraig Harrington, 2 and 1

Freddie Jacobson (4-4)

- 2004 R1: beat Phillip Price, 5 and 4
R2: beat Thomas Bjorn, 5 and 4
R3: lost to Tiger Woods, 5 and 4
2005 R1: lost to Chad Campbell, 2-down
2012 R1: lost to Robert Karlsson, 6 and 5
2013 R1: beat Ernie Els, 1-dup
R2: beat Marcus Fraser, 4 and 3
R3: lost to Robert Garrigus, 3 and 1

Thongchai Jaidee (6-8-1)

- 2010 R1: beat Ross Fisher, 5 and 4
R2: beat Robert Karlsson, 4 and 3
R3: beat Ryo Ishikawa, 5 and 4
QF: lost to Ian Poulter, 1-down
2013 R1: lost to Sergio Garcia, 20 holes
2014 R1: lost to Webb Simpson, 3 and 2
2015 G1: lost to Martin Kaymer, 3 and 1
G2: beat Jim Furyk, 3 and 1
G3: lost to George Coetzee, 21 holes
2016 G1: beat Paul Casey, 2 and 1
G2: lost to Jason Day, 5 and 3
G3: halved with Graeme McDowell
2017 G1: lost to Alex Noren, 3 and 2
G2: beat Francesco Molinari, 5 and 3
G3: lost to Bernd Wiesberger, 1-down

Lee Janzen (1-3)

- 1999 R1: beat Glen Day, 3 and 2
R2: lost to Phil Mickelson, 2 and 1
2000 R1: lost to Steve Stricker, 2 and 1
2002 R1: lost to Sergio Garcia, 3 and 2

Miguel Angel Jiménez (12-14)

- 1999 R1: lost to Justin Leonard, 4 and 3
2000 R1: beat Brent Geiberger, 19 holes
R2: beat Tom Lehman, 4 and 3
R3: beat Bob Estes, 2 and 1
QF: lost to Davis Love III, 3 and 2
2004 R1: lost to Adam Scott, 2 and 1
2005 R1: beat Rod Pampling, 3 and 2
R2: lost to Chad Campbell, 24 holes
2006 R1: beat Rory Sabbatini, 2 and 1
R2: lost to Vijay Singh, 2 and 1
2007 R1: lost to Luke Donald, 3 and 1
2008 R1: lost to Stewart Cink, 4 and 3
2009 R1: beat Rory Sabbatini, 2 and 1
R2: lost to Camilo Villegas, 5 and 4
2010 R1: lost to Oliver Wilson, 3 and 2
2011 R1: beat Yuta Ikeda, 2 and 1
R2: beat Ryan Palmer, 4 and 2
R3: beat Ben Crane, 7 and 6
QF: lost to Martin Kaymer, 1-down
2012 R1: beat Sergio Garcia, 2 and 1
R2: beat Keegan Bradley, 2 and 1
R3: lost to Rory McIlroy, 3 and 1
2014 R1: lost to Bill Haas, 4 and 3
2015 G1: lost to Bubba Watson, 5 and 4
G2: lost to Louis Oosthuizen, 2-down
G3: beat Keegan Bradley, 2-up

Brandt Jobe (1-3)

- 1999 R1: beat Jeff Sluman, 3 and 2
R2: lost to Steve Pate, 1-down
2000 R1: lost to Lee Westwood, 2 and 1
2006 R1: lost to Jose Maria Olazabal, 2 and 1

Per-Ulrik Johansson (1-1)

- 2001 R1: beat Steve Flesch, 5 and 4
R2: lost to Stuart Appleby, 4 and 3

Dell Technologies Match Play Records (cont.)

Dustin Johnson (14-12)

- 2009 R1: lost to Steve Stricker, 2 and 1
2010 R1: lost to Camilo Villegas, 4 and 3
2011 R1: lost to Mark Wilson, 19 holes
2012 R1: beat Jim Furyk, 20 holes
R2: beat Francesco Molinari, 7 and 5
R3: lost to Mark Wilson, 4 and 3
2013 R1: lost to Alexander Noren, 6 and 4
2014 R1: lost to Peter Hanson, 4 and 3
2015 G1: beat Matt Jones, 3 and 1
G2: lost to Charl Schwartzel, 20 holes
G3: beat Victor Dubuisson, 2 and 1
2016 G1: lost to Robert Streb, 3 and 2
G2: beat Kiradech Aphibarnrat, 5 and 4
G3: beat Jimmy Walker, 2 and 1
Defeated Kiradech Aphibarnrat with a birdie 3
on the first playoff hole to advance
R4: beat Patrick Reed, 3 and 2
QF: lost to Louis Oosthuizen, 2 and 1
2017 G1: beat Webb Simpson, 5 and 3
G2: beat Martin Kaymer, 3 and 2
G3: beat Jimmy Walker, 5 and 3
R4: beat Zach Johnson, 5 and 4
QF: beat Alex Noren, 3 and 2
SF: beat Hideto Tanihara, 1-up
Championship: beat Jon Rahm, 1-up
2018 G1: lost to Bernd Wiesberger, 3 and 1
G2: lost to Adam Hadwin, 4 and 3
G3: lost to Kevin Kisner, 4 and 3

Zach Johnson (14-15-2)

- 2005 R1: lost to Luke Donald, 4 and 3
2006 R1: beat Jim Furyk, 1-up
R2: beat Sean O'Hair, 1-up
R3: beat Shingo Katayama, 4 and 3
QF: beat Retief Goosen, 3 and 2
SF: lost to Davis Love III, 4 and 2
Consolation: beat Tom Lehman, 1-up
2007 R1: lost to Henrik Stenson, 1-down
2008 R1: lost to David Toms, 2 and 1
2009 R1: beat Graeme McDowell, 3 and 1
R2: lost to Phil Mickelson, 1-down
2010 R1: beat Francesco Molinari, 21 holes
R2: lost to Brian Gay, 2-down
2011 R1: lost to Justin Rose, 2 and 1
2012 R1: lost to Hunter Mahan, 19 holes
2013 R1: lost to Jason Day, 6 and 5
2014 R1: lost to Richard Sterne, 5 and 4
2015 G1: beat Branden Grace, 2-up
G2: lost to Charley Hoffman, 2 and 1
G3: beat Jason Day, 3 and 2
2016 G1: beat Marcus Fraser, 4 and 3
G2: beat Martin Kaymer, 8 and 6
G3: beat Shane Lowry, 4 and 3
R4: lost to Rory McIlroy, 1-down
2017 G1: lost to Tommy Fleetwood, 1-down
G2: beat Matt Kuchar, 2-up
G3: beat Brendan Steele, 1-up
R4: lost to Dustin Johnson, 5 and 4

- 2018 G1: halved with Matt Kuchar
G2: lost to Ross Fisher, 2-up
G3: halved with Yuta Ikeda

Brendan Jones (0-3)

- 2008 R1: lost to Adam Scott, 2 and 1
2009 R1: lost to Tiger Woods, 3 and 2
2011 R1: lost to Phil Mickelson, 6 and 5

Matt Jones (1-4-1)

- 2015 G1: lost to Dustin Johnson, 3 and 1
G2: beat Victor Dubuisson, 2-up
G3: lost to Charl Schwartzel, 20 holes
2016 G1: lost to Louis Oosthuizen, 2 and 1
G2: lost to Andy Sullivan, 3 and 1
G3: halved with Bernd Wiesberger

Steve Jones (2-1)

- 1999 R1: beat Steve Elkington, 2 and 1
R2: beat Scott Verplank, 5 and 4
R3: lost to Jose Maria Olazabal, 1-down

Robert Karlsson (3-7)

- 2003 R1: lost to Phil Mickelson, 1-down
2007 R1: lost to Stephen Ames, 8 and 7
2008 R1: lost to Paul Casey, 2-down
2009 R1: lost to Peter Hanson, 3 and 2
2010 R1: beat Rory Sabbatini, 20 holes
R2: lost to Thongchai Jaidee, 4 and 3
2011 R1: beat Hiroyuki Fujita, 5 and 3
R2: lost to Hunter Mahan, 2-down
2012 R1: beat Fredrik Jacobson, 6 and 5
R2: lost to Lee Westwood 3 and 2

Shingo Katayama (3-8)

- 2002 R1: lost to Lee Westwood, 4 and 3
2003 R1: lost to Rocco Mediate, 1-down
2004 R1: lost to Vijay Singh, 5 and 3
2005 R1: lost to Vijay Singh, 4 and 3
2006 R1: beat Paul McGinley, 2 and 1
R2: beat Colin Montgomerie, 3 and 2
R3: lost to Zach Johnson, 4 and 3
2007 R1: lost to Aaron Baddeley, 1-down
2008 R1: lost to Trevor Immelman, 1-down
2009 R1: beat Trevor Immelman, 3 and 2
R2: lost to Geoff Ogilvy, 19 holes

Smylie Kaufman (0-3-0)

- 2016 G1: lost to Kevin Na, 2 and 1
G2: lost to Rory McIlroy, 3 and 1
G3: lost to Thorbjorn Olesen, 2 and 1

Jonathan Kaye (0-3)

- 2001 R1: lost to Chris Parry, 2-down
2004 R1: lost to Duffy Waldorf, 5 and 4
2005 R1: lost to Jay Haas, 4 and 2

Dell Technologies Match Play Records (cont.)

Martin Kaymer (16-11)

- 2008 R1: lost to Boo Weekley, 2 and 1
2009 R1: beat Stuart Appleby, 1-up
R2: lost to Jim Furyk, 4 and 2
2010 R1: beat Chad Campbell, 4 and 2
R2: lost to Tim Clark, 3 and 2
2011 R1: beat Seung-yul Noh, 7 and 6
R2: beat Justin Rose, 20 holes
R3: beat Hunter Mahan, 2 and 1
QF: beat Miguel A. Jimenez, 1-up
SF: beat Bubba Watson, 1-up
Championship: lost to Luke Donald, 3 and 2
2012 R1: beat Greg Chalmers, 4 and 2
R2: beat David Toms, 2-up
R3: lost to Matt Kuchar, 4 and 3
2013 R1: beat George Coetzee, 2 and 1
R2: beat Rafael Cabrera-Bello, 2 and 1
R3: lost to Hunter Mahan, 5 and 4
2014 R1: lost to Hideki Matsuyama, 2 and 1
2015 G1: beat Thongchai Jaidee, 3 and 1
G2: lost to George Coetzee, 19 holes
G3: lost to Jim Furyk, 20 holes
2016 G1: beat Shane Lowry, 1-up
G2: lost to Zach Johnson, 8 and 6
G3: beat Marcus Fraser, 4 and 3
2017 G1: beat Jimmy Walker, 3 and 2
G2: lost to Dustin Johnson, 3 and 2
G3: beat Webb Simpson, 3 and 2

Jerry Kelly (7-5)

- 2002 R1: lost to Mark Calcavecchia, 3 and 2
2003 R1: beat Thomas Bjorn, 5 and 4
R2: beat Mike Weir, 2 and 1
R3: beat Phil Mickelson, 3 and 2
QF: lost to David Toms, 4 and 3
2004 R1: beat Sergio Garcia, 1-up
R2: beat Vijay Singh, 4 and 2
R3: beat Chad Campbell, 1-up
QF: lost to Darren Clarke, 5 and 3
2005 R1: beat Scott Verplank, 1-up
R2: lost to Sergio Garcia, 19 holes
2008: R1: lost to Pdraig Harrington, 4 and 3

Skip Kendall (0-1)

- 2001 R1: lost to Dudley Hart, 6 and 5

Anthony Kim (1-3)

- 2009 R1: beat Lin Wen-Tang, 7 and 5
R2: lost to Oliver Wilson, 2 and 1
2010 R1: lost to Matt Kuchar, 3 and 2
2011 R1: lost to Nick Wantey, 5 and 4

K.T. Kim (2-3-0)

- 2011 R1: lost to Jason Day, 3 and 2
2012 R1: lost to Anders Hansen, 5 and 3
2017: G1: beat Danny Willett, 4 and 2
G2: beat Russell Knox, 3 and 1
G3: lost to Bill Haas, 4 and 2
Lost tiebreaker to Haas on the sixth playoff hole

Si Woo Kim (3-2-2)

- 2017 G1: lost to Phil Mickelson, 5 and 3
G2: halved with J.B. Holmes
G3: beat Daniel Berger, 1-up
2018 G1: halved with Pat Perez
G2: beat Gary Woodland, 5 and 3
G3: beat Webb Simpson, 2-up
R4: lost to Justin Thomas, 6 and 5

Chris Kirk (5-4)

- 2014 R1: lost to Jim Furyk, 2 and 1
2015 G1: lost to Paul Casey, 22 holes
G2: beat Francesco Molinari, 2 and 1
G3: beat Adam Scott, 1-up
2016 G1: beat Branden Grace, 3 and 1
G2: lost to Russell Knox, 2 and 1
G3: beat David Lingmerth, 3 and 2
Defeated Branden Grace with a par 4 on the first playoff hole to advance
QF: beat Bill Haas, 2 and 1
SF: lost to Rory McIlroy, 4 and 3

Kevin Kisner (8-4-1)

- 2016 G1: beat Soren Kjeldsen, 2 and 1
G2: lost to Rafa Cabrera-Bello, 4 and 3
G3: lost to Hideki Matsuyama, 3 and 2
2017 G1: lost to Brooks Koepka, 6 and 5
G2: beat Patrick Reed, 1-up
G3: beat Jason Dufner, 2 and 1
2018 G1: halved with Adam Hadwin
G2: beat Bernd Wiesberger, 5 and 4
G3: beat Dustin Johnson, 4 and 3
R4: beat Matt Kuchar, 1-up
QF: beat Ian Poulter, 8 and 6
SF: beat Alex Noren, 19 holes
Championship: lost to Bubba Watson, 7 and 6

Patton Kizzire (2-3-2)

- 2016 G1: halved with Bubba Watson
G2: halved with J.B. Holmes
G3: beat Emiliano Grillo, 2-up
R4: lost to Ryan Moore, 4 and 3
2018 G1: lost to Francesco Molinari, 3 and 1
G2: lost to Justin Thomas, 3 and 1
G3: beat Luke List, 3 and 2

Soren Kjeldsen (4-5-1)

- 2009 R1: lost to Vijay Singh, 2 and 1
2010 R1: lost to Y.E. Yang, 2 and 1
2016 G1: lost to Kevin Kisner, 2 and 1
G2: lost to Hideki Matsuyama, 4 and 2
G3: halved with Rafa Cabrera Bello
2017 G1: beat Rory McIlroy, 2 and 1
G2: beat Emiliano Grillo, 4 and 3
G3: beat Gary Woodland, Concession (WD)
R4: beat William McGirt, 5 and 4
QF: lost to Jon Rahm, 7 and 5

Dell Technologies Match Play Records (cont.)

Russell Knox (2-3-1)

- 2016 G1: halved with David Lingmerth
G2: beat Chris Kirk, 2 and 1
G3: lost to Branden Grace, 5 and 4
- 2017 G1: beat Bill Haas, 3 and 2
G2: lost to K.T. Kim, 3 and 1
G3: lost to Danny Willett, 4 and 2

Satoshi Kodaira (0-3-0)

- 2018 G1: lost to Rafa Cabrera Bello, 2 and 1
G2: lost to Phil Mickelson, 1-up
G3: lost to Charles Howell III, 2 and 1

Brooks Koepka (8-4)

- 2015 G1: beat Russell Henley, 1-up
G2: beat Marc Warren, 20 holes
G3: lost to J.B. Holmes, 2 and 1
- 2016 G1: beat Billy Horschel, 3 and 2
G2: beat Jaco Van Zyl, 5 and 4
G3: lost to Danny Willett, 4 and 3
R4: beat Matt Kuchar, 1-up
QF: lost to Jason Day, 3 and 2
- 2017 G1: beat Kevin Kisner, 6 and 5
G2: beat Jason Dufner, 6 and 5
G3: beat Patrick Reed, 1-up
R4: lost to Alex Noren, 2 and 1

Greg Kraft (0-1)

- 2001 R1: lost to Ernie Els, 4 and 2

Matt Kuchar (24-9-3)

- 2010 R1: beat Anthony Kim, 3 and 2
R2: lost to Jeev Milkha Singh, 1-down
- 2011: R1: beat Anders Hansen, 22 holes
R2: beat Bo Van Pelt, 3 and 2
R3: beat Rickie Fowler, 2 and 1
QF: beat Y.E. Yang, 2 and 1
SF: lost to Luke Donald, 6 and 5
Consolation: beat Bubba Watson, 2 and 1
- 2012 R1: beat Jonathan Byrd, 1-up
R2: beat Bubba Watson, 3 and 2
R3: beat Martin Kaymer, 4 and 3
QF: lost to Hunter Mahan, 6 and 5
- 2013 R1: beat Hiroyuki Fujita, 3 and 2
R2: beat Sergio Garcia, 2 and 1
R3: beat Nicolas Colsaerts, 4 and 3
QF: beat Robert Garrigus, 3 and 2
SF: beat Jason Day, 4 and 3
Championship: beat Hunter Mahan, 2 and 1
- 2014 R1: beat Bernd Wiesberger, 3 and 2
R2: beat Ryan Moore, 1-up
R3: lost to Jordan Spieth, 2 and 1
- 2015 G1: lost to Ben Martin, 1-down
G2: beat Stephen Gallacher, 3 and 2
G3: lost to Hunter Mahan, 5 and 4
- 2016 G1: beat Anirban Lahiri, 6 and 5
G2: halved with Matt Kuchar
G3: beat Justin Rose, 3 and 2

- R4: lost to Brooks Koepka, 1-down
- 2017 G1: halved with Brendan Steele
G2: lost to Zach Johnson, 2-down
G3: beat Tommy Fleetwood, 4 and 2
- 2018 G1: halved with Zach Johnson
G2: beat Yuta Ikeda, 1-up
G3: beat Ross Fisher, 6 and 4
R4: lost to Kevin Kisner, 1-up

Anirban Lahiri (2-3-1)

- 2015 G1: beat Ryan Palmer, 4 and 2
G2: lost to Justin Rose, 19 holes
G3: lost to Marc Leishman, 1-down
- 2016 G1: lost to Matt Kuchar, 6 and 5
G2: halved with Justin Rose
G3: beat Fabian Gomez, 4 and 2

Martin Laird (3-2)

- 2011 R1: lost to Edoardo Molinari, 3 and 2
- 2012 R1: beat Alvaro Quiros, 1-up
R2: beat Matteo Manassero, 2 and 1
R3: beat Paul Lawrie, 3 and 1
QF: lost to Lee Westwood, 4 and 2

Bernhard Langer (3-6)

- 1999 R1: beat Brad Faxon, 4 and 2
R2: beat Vijay Singh, 2 and 1
R3: lost to Jeff Maggert, 1-down
- 2000 R1: lost to Ernie Els, 2 and 1
- 2001 R1: lost to Hidemichi Tanaka, 1-down
- 2002 R1: lost to Adam Scott, 2 and 1
- 2003 R1: lost to Adam Scott, 3 and 2
- 2006 R1: beat Ernie Els, 1-up
R2: lost to Mike Weir, 20 holes

Franklin Langham (0-1)

- 2001 R1: lost to Tim Herron, 3 and 1

Pablo Larrazabal (0-1)

- 2014 R1: lost to Jordan Spieth, 2-down

Paul Lawrie (6-6)

- 2000 R1: beat Chris Parry, 1-up
R2: beat Billy Mayfair, 3 and 2
R3: beat Mark Calcavecchia, 21 holes
QF: lost to Tiger Woods, 1-down
- 2001 R1: beat Chris DiMarco, 5 and 4
R2: lost to Mark McNulty, 5 and 4
- 2002 R1: lost to Mike Weir, 3 and 2
- 2003 R1: lost to Nick Price, 4 and 3
- 2012 R1: beat Justin Rose, 1-up
R2: beat Ryo Ishikawa, 1-up
R3: lost to Martin Laird, 3 and 1
- 2013 R1: lost to Scott Piercy, 4 and 3

Stephen Leaney (6-5)

- 1999 R1: lost to David Duval, 2 and 1
- 2003 R1: beat Bob Estes, 2 and 1

Dell Technologies Match Play Records (cont.)

- R2: beat Justin Leonard, 6 and 5
R3: lost to Tiger Woods, 7 and 6
2004 R1: beat Fred Funk, 1-up
R2: beat Mike Weir, 4 and 2
R3: beat Colin Montgomerie, 1-up
QF: beat Ian Poulter, 1-up
SF: lost to Tiger Woods, 2 and 1
Consolation: lost to Darren Clarke, 1-down
2005 R1: lost to Retief Goosen, 1-down

Danny Lee (0-2-1)

- 2016 G1: lost to Charl Schwartzel, 1-down
G2: halved with Brandt Snedeker
G3: lost to Charley Hoffman, 4 and 2

Tom Lehman (11-8)

- 1999 R1: lost to Scott Verplank, 3 and 1
2000 R1: beat Andrew Magee, 6 and 4
R2: lost to Miguel Angel Jimenez, 4 and 3
2001 R1: beat Greg Chalmers, 2 and 1
R2: beat Jeff Sluman, 3 and 2
R3: lost to Brad Faxon, 1-down
2002 R1: beat Hal Sutton, 2 and 1
R2: beat Ernie Els, 19 holes
R3: beat Matt Gogel, 4 and 3
QF: lost to Scott McCarron, 4 and 3
R1: lost to Scott Hoch, 3 and 1
2005 R1: beat K.J. Choi, 4 and 2
R2: lost to Stewart Cink, 2 and 1
2006 R1: beat Stuart Appleby, 3 and 2
R2: beat Adam Scott, 1-up
R3: beat David Toms, 4 and 3
QF: beat Chad Campbell, 21 holes
SF: lost to Geoff Ogilvy, 4 and 3
Consolation: lost to Zach Johnson, 1-down

Marc Leishman (5-8-2)

- 2014 R1: lost to Sergio Garcia, 22 holes
2015 G1: beat Justin Rose, 3 and 2
G2: beat Ryan Palmer, 4 and 3
G3: beat Anirban Lahiri, 1-up
R4: lost to Gary Woodland, 2 and 1
2016 G1: halved with Ryan Moore
G2: beat Lee Westwood, 1-up
G3: lost to Sergio Garcia, 5 and 4
2017 G1: beat Lee Westwood, 3 and 2
G2: lost to Pat Perez, 2 and 1
G3: beat Jason Day, concession (WD)
Won tiebreaker over Westwood/Perez with a birdie 3 on the second playoff hole
R4: lost to Phil Mickelson, 4 and 3
2018 G1: lost to Julian Suri, 3 and 2
G2: lost to Bubba Watson, 3 and 2
G3: halved with Branden Grace

Justin Leonard (12-11)

- 1999 R1: beat Miguel Angel Jimenez, 4 and 3
R2: lost to Shigeki Maruyama, 4 and 2

- 2000 R1: beat Fred Funk, 6 and 5
R2: lost to Shigeki Maruyama, 1-down
2001 R1: beat Patrik Sjoland, 6 and 5
R2: beat Gary Orr, 20 holes
R3: lost to Steve Stricker, 6 and 5
2002 R1: lost to Jose Maria Olazabal, 1-down
2003 R1: beat Jose Maria Olazabal, 2-up
R2: lost to Stephen Leaney, 6 and 5
2004 R1: lost to Alex Cejka, 4 and 3
2005 R1: lost to John Daly, 1-down
2006 R1: lost to Ben Crane, 4 and 3
2008 R1: beat Geoff Ogilvy, 2 and 1
R2: beat Lee Westwood, 2 and 1
R3: beat Stuart Appleby, 3 and 2
QF: beat Vijay Singh, 1-up
SF: lost to Stewart Cink, 4 and 2
Consolation: lost to Henrik Stenson, 3 and 2
2009 R1: beat Andres Romero, 2 and 1
R2: beat Davis Love III, 1-up
R3: beat Oliver Wilson, 19 holes
QF: lost to Ross Fisher, 2 and 1

Thomas Levet II (0-1)

- 2005 R1: lost to Kenny Perry, 3 and 2

Alexander Levy (1-5-0)

- 2015 G1: lost to Hideki Matsuyama, 5 and 4
G2: lost to Kevin Na, 3 and 1
G3: lost to Joost Luiten, 1-down
2018 G1: lost to Tyrrell Hatton, 3 and 2
G2: beat Charley Hoffman, 1-up
G3: lost to Brendan Steele, 3 and 1

Haotong Li (0-3-0)

- 2018 G1: lost to Patrick Reed, 3 and 2
G2: lost to Jordan Spieth, 4 and 2
G3: lost to Charl Schwartzel, 3 and 2

Frank Lickliter II (0-1)

- 2002 R1: lost to Scott Verplank, 3 and 2

David Lingmerth (0-2-1)

- 2016 G1: halved with Russell Knox
G2: lost to Branden Grace, 4 and 3
G3: lost to Chris Kirk, 3 and 2

Luke List (0-3-0)

- 2017 G1: lost to Justin Thomas, 2-up
G2: lost to Francesco Molinari, 3 and 2
G3: lost to Patton Kizzire, 4 and 2

Dell Technologies Match Play Records (cont.)

Peter Lonard (5-5)

- 2003 R1: beat Kenny Perry, 2 and 1
R2: beat Phil Tataurangi, 5 and 4
R3: beat Robert Allenby, 1-up
QF: beat Darren Clarke, 2-up
SF: lost to David Toms, 1-down
Consolation: lost to Adam Scott, 1-down
- 2004 R1: beat Rocco Mediate, 1-up
R2: lost to John Huston, 1-down
- 2005 R2: lost to Fred Couples, 1-down
- 2006 R1: lost to Angel Cabrera, 1-down

Davis Love III (19-10)

- 1999 R1: lost to Steve Pate, 1-down
- 2000 R1: beat Olin Browne, 2 and 1
R2: beat Jeff Sluman, 3 and 2
R3: beat Jim Furyk, 3 and 2
QF: beat Miguel Angel Jimenez, 3 and 2
SF: lost to Tiger Woods, 5 and 4
Consolation: lost to David Duval, 5 and 4
- 2002 R1: beat Phillip Price, 2 and 1
R2: lost to Paul Azinger, 1-down
- 2003 R1: beat Paul Casey, 5 and 4
R2: lost to Darren Clarke, 7 and 6
- 2004 R1: beat Briny Baird, 1-up
R2: beat Fred Couples, 3 and 2
R3: beat Adam Scott, 4 and 3
QF: beat Phil Mickelson, 1-up
SF: beat Darren Clarke, 21 holes
Championship Match: lost to Tiger Woods, 3 and 2
- 2005 R1: beat Chris Riley, 1-up
R2: beat Lee Westwood, 7 and 6
R3: lost to Stewart Cink, 20 holes
- 2006 R1: beat Mark Hensby, 2 and 1
R2: beat Carl Pettersson, 1-up
R3: beat Chris DiMarco, 3 and 2
QF: beat Pdraig Harrington, 1-up
SF: beat Zach Johnson, 4 and 2
Championship: lost to Geoff Ogilvy, 3 and 2
- 2007 R1: lost to Ben Crane, 3 and 1
- 2009 R1: beat Henrik Stenson, 21 holes
R2: lost to Justin Leonard, 1-down

Steve Lowery (2-3)

- 2001 R1: lost to Retief Goosen, 2 and 1
- 2002 R1: beat Scott Hoch, 5 and 4
R2: lost to Matt Gogel, 20 holes
- 2003 R1: beat Rich Beem, 2-up
R2: lost to Jim Furyk, 6 and 5

Shane Lowry (3-7-2)

- 2013 R1: beat Rory McIlroy, 1-up
R2: beat Carl Pettersson, 6 and 5
R3: lost to Graeme McDowell, 3 and 2
- 2015 G1: beat Graeme McDowell, 1-up
G2: lost to Rickie Fowler, 1-down
G3: lost to Harris English, 1-down
- 2016 G1: lost to Martin Kaymer, 1-down
G2: halved with Marcus Fraser

- G3: lost to Zach Johnson, 4 and 3
- 2017 G1: halved with Sergio Garcia
G2: lost to Jon Rahm, 2 and 1
G3: lost to Kevin Chappell, 1-down

Joost Luiten (3-4)

- 2014 R1: lost to Ryan Moore, 1-down
- 2015 G1: beat Kevin Na, 19 holes
G2: lost to Hideki Matsuyama, 2-down
G3: beat Alexander Levy, 1-up
- 2017 G1: lost to Paul Casey, 2 and 1
G2: lost to Charl Schwartzel, 4 and 3
G3: beat Byeong Hun An, 1-up

David Lynn (0-2)

- 2013 R1: lost to Webb Simpson, 5 and 4
- 2014 R1: lost to Brandt Snedeker, 20 holes

Andrew Magee (5-2)

- 1999 R1: beat Darren Clarke, 1-up
R2: beat Thomas Bjorn, 2 and 1
R3: beat Bill Glasson, 1-up
QF: beat Shigeki Maruyama, 1-up
SF: beat John Huston, 3 and 1
Championship: lost to Jeff Maggert, 38 holes
- 2000 R1: lost to Tom Lehman, 6 and 4

Jeff Maggert (6-2)

- 1999 R1: beat Fred Funk, 2-up
R2: beat Nick Price, 1-up
R3: beat Bernhard Langer, 1-up
QF: beat Tiger Woods, 2 and 1
SF: beat Steve Pate, 1-up
Championship: beat Andrew Magee, 38 holes
- 2000 R1: lost to Bob Tway, 6 and 5
- 2005 R1: lost to Pdraig Harrington, 1-down

Hunter Mahan (20-7)

- 2008 R1: beat Richard Sterne, 4 and 3
R2: lost to Steve Stricker, 20 holes
- 2009 R1: beat Mike Weir, 1-up
R2: lost to Rory McIlroy, 1-down
- 2010 R1: lost to Charl Schwartzel, 2 and 1
- 2011 R1: beat Sean O'Hair, 4 and 3
R2: beat Robert Karlsson, 2-up
R3: lost to Martin Kaymer, 2 and 1
- 2012 R1: beat Zach Johnson, 19 holes
R2: beat Y.E. Yang, 5 and 3
R3: beat Steve Stricker, 4 and 3
QF: beat Matt Kuchar, 6 and 5
SF: beat Mark Wilson, 2 and 1
Championship: beat Rory McIlroy, 2 and 1
- 2013 R1: beat Matteo Manassero, 5 and 4
R2: beat Richard Sterne, 4 and 3
R3: beat Martin Kaymer, 5 and 4
QF: beat Webb Simpson, 1-up
SF: beat Ian Poulter, 4 and 3
Championship: lost to Matt Kuchar, 2 and 1
- 2014 R1: beat Gonzalo Fernandez-Castano, 3 and 2

Dell Technologies Match Play Records (cont.)

R2: beat Richard Sterne, 2-up
R3: lost to Graeme McDowell, 21 holes
2015 G1: beat Stephen Gallacher, 7 and 6
G2: beat Ben Martin, 5 and 3
G3: beat Matt Kuchar, 5 and 4
R4: lost to John Senden, 2 and 1

Matteo Manassero (4-4)

2011 R1: beat Steve Stricker, 2 and 1
R2: beat Charl Schwartzel, 1-up
R3: lost to Luke Donald, 3 and 2
2012 R1: beat Webb Simpson, 3 and 2
R2: lost to Martin Laird, 2 and 1
2013 R1: lost to Hunter Mahan, 5 and 4
2014 R1: beat Luke Donald, 5 and 4
R2: lost to Jason Dufner, 2 and 1

Prayad Marksaeng (0-1)

2009 R1: lost to Lee Westwood, 2 and 1

Ben Martin (2-1)

2015 G1: beat Matt Kuchar, 1-up
G2: lost to Hunter Mahan, 5 and 3
G3: beat Stephen Gallacher, 20 holes

Shigeki Maruyama (10-7)

1999 R1: beat Steve Stricker, 3 and 2
R2: beat Justin Leonard, 4 and 2
R3: beat Loren Roberts, 2 and 1
QF: lost to Andrew Magee, 1-down
2000 R1: beat John Huston, 1-up
R2: beat Justin Leonard, 1-up
R3: lost to Tiger Woods, 4 and 3
2001 R1: beat Scott Dunlap, 2 and 1
R2: beat Bob May, 22 holes
R3: beat Mark McNulty, 4 and 3
QF: lost to Toru Taniguchi, 2 and 1
2003 R1: beat Scott McCarron, 4 and 3
R2: lost to Jay Haas, 1-down
2004 R1: lost to Trevor Immelman, 2 and 1
2005 R1: lost to David Howell, 6 and 5
2006 R1: beat Darren Clarke, 4 and 3
R2: lost to Luke Donald, 4 and 3

Hideki Matsuyama (7-7-1)

2014 R1: beat Martin Kaymer, 2 and 1
R2: lost to Graeme McDowell, 1-down
2015 G1: beat Alexander Levy, 5 and 4
G2: beat Joost Luiten, 2-up
G3: beat Kevin Na, 5 and 4
R4: lost to Rory McIlroy, 6 and 5
2016 G1: lost to Rafa Cabrera-Bello, 1-down
G2: beat Soren Kjeldsen, 4 and 2
G3: beat Kevin Kisner, 3 and 2
2017 G1: halved with Jim Furyk
G2: lost to Ross Fisher, 2 and 1
G3: lost to Louis Oosthuizen, 6 and 4
2018 G1: beat Yusaku Miyazato, 2 and 1

G2: lost to Cameron Smith, 1-up
G3: lost to Patrick Cantlay, 4 and 3

Len Mattiace (0-1)

2003 R1: lost to Jim Furyk, 2 and 1

Bob May (1-1)

2001 R1: beat Tom Scherrer, 2 and 1
R2: lost to Shigeki Maruyama, 22 holes

Billy Mayfair (1-3)

1999 R1: lost to Jose Maria Olazabal, 5 and 3
2000 R1: beat Phil Mickelson, 20 holes
R2: lost to Paul Lawrie, 3 and 2
2002 R1: lost to Retief Goosen, 4 and 3

Scott McCarron (5-2)

2002 R1: beat Colin Montgomerie, 2 and 1
R2: beat Mike Weir, 1-up
R3: beat Sergio Garcia, 1up
QF: beat Tom Lehman, 4 and 3
SF: beat Paul Azinger, 1-up
Championship: lost to Kevin Sutherland, 1-down
2003 R1: lost to Shigeki Maruyama, 4 and 3

Graeme McDowell (9-12-2)

2005 R1: beat Darren Clarke, 1-up
R2: lost to Robert Allenby, 1-down
2006 R1: lost to Vijay Singh, 5 and 4
2009 R1: lost to Zach Johnson, 3 and 1
2010 R1: lost to Luke Donald, 2 and 1
2011 R1: beat Heath Slocum, 4 and 3
R2: beat Ross Fisher, 4 and 2
R3: lost to Y.E. Yang, 3 and 2
2012 R1: lost to Y.E. Yang, 2 and 1
2013 R1: beat Pdraig Harrington, 2-up
R2: beat Alexander Noren, 20 holes
R3: beat Shane Lowry, 3 and 2
QF: lost to Jason Day, 1-down
2014 R1: beat Gary Woodland, 19 holes
R2: beat Hideki Matsuyama, 1-up
R3: beat Hunter Mahan, 21 holes
QF: lost to Victor Dubuisson, 1-down
2015 G1: lost to Shane Lowry, 1-down
G2: lost to Harris English, 2 and 1
G3: lost to Rickie Fowler, 5 and 4
2016 G1: lost to Jason Day, 3 and 2
G2: halved with Paul Casey
G3: halved with Thongchai Jaidee

Paul McGinley (1-3)

2001 R1: lost to Gary Orr, 2 and 1
2002 R1: beat Joe Durant, 5 and 4
R2: lost to Kevin Sutherland, 2 and 1
2006 R1: lost to Shingo Katayama, 2 and 1

Dell Technologies Match Play Records (cont.)

William McGirt (3-1-0)

- 2017 G1: beat Brandt Snedeker, 2-up
G2: beat Branden Grace, 2 and 1
G3: beat Andy Sullivan, 1-up
R4: lost to Soren Kjeldsen, 5 and 4

Ross McGowan (1-1)

- 2010 R1: beat Steve Stricker, 19 holes
R2: lost to Ryo Ishikawa, 1-down

Rory McIlroy (24-11-2)

- 2009 R1: beat Louis Oosthuizen, 2 and 1
R2: beat Hunter Mahan, 1-up
R3: beat Tim Clark, 4 and 3
QF: lost to Geoff Ogilvy, 2 and 1
- 2010 R1: beat Kevin Na, 1-up
R2: lost to Oliver Wilson, 20 holes
- 2011 R1: beat Jonathan Byrd, 4 and 2
R2: lost to Ben Crane, 8 and 7
- 2012 R1: beat George Coetzee, 2-up
R2: beat Anders Hansen, 3 and 2
R3: beat Miguel Angel-Jimenez, 3 and 1
QF: beat Sang Moon Bae, 3 and 2
SF: beat Lee Westwood, 3 and 1
Championship: lost to Hunter Mahan, 2 and 1
- 2013 R1: lost to Shane Lowry, 1-down
- 2014 R1: beat Boo Weekley, 3 and 2
R2: lost to Harris English, 19 holes
- 2015 G1: beat Jason Dufner, 5 and 4
G2: beat Brandt Snedeker, 2-up
G3: beat Billy Horschel, 20 holes
R4: beat Hideki Matsuyama, 6 and 5
QF: beat Paul Casey, 22 holes
SF: beat Jim Furyk, 1-up
Championship: beat Gary Woodland, 4 and 2
- 2016 G1: beat Thorbjorn Olesen, 1-up
G2: beat Smylie Kaufman, 2 and 2
G3: halved with Kevin Na
Defeated Kevin Na with a par 4 on the second playoff hole to advance
R4: beat Zach Johnson, 1-up
QF: beat Chris Kirk, 4 and 3
SF: lost to Jason Day, 1-down
Consolation: lost to Rafa Cabrera-Bello, 3 and 2
- 2017 G1: lost to Soren Kjeldsen, 2 and 1
G2: beat Gary Woodland, concession (WD)
G3: halved with Emiliano Grillo
- 2018 G1: lost to Peter Uihlein, 2 and 1
G2: beat Jhonttan Vegas, 2 and 1
G3: lost to Brian Harman, 5 and 3

Mark McNulty (2-1)

- 2001 R1: beat Stewart Cink, 1-up
R2: beat Paul Lawrie, 5 and 4
R3: lost to Shigeaki Maruyama, 4 and 3

Rocco Mediate (2-5)

- 1999 R1: lost to Vijay Singh, 5 and 3
2000 R1: lost to Jim Furyk, 2 and 1

- 2002 R1: beat John Daly, 5 and 4
R2: lost to David Toms, 1-down
- 2003 R1: beat Shingo Katayama, 1-up
R2: lost to Adam Scott, 1-down
- 2004 R1: lost to Peter Lonard, 1-down

Shaun Micheel (1-1)

- 2004 R1: beat Paul Casey, 21 holes
R2: lost to David Toms, 4 and 3
- 2007 R1: beat Adam Scott, 21 holes
R2: beat Rod Pampling, 1-up
R3: lost to Paul Casey, 2-down

Phil Mickelson (24-14-0)

- 1999 R1: beat Joe Ozaki, 3 and 2
R2: beat Lee Janzen, 2 and 1
R3: lost to Eduardo Romero, 2 and 1
- 2000 R1: lost to Billy Mayfair, 20 holes
- 2002 R1: lost to John Cook, 3 and 2
- 2003 R1: beat Robert Karlsson, 1-up
R2: beat Brad Faxon, 3 and 2
R3: lost to Jerry Kelly, 3 and 2
- 2004 R1: beat Lee Westwood, 3 and 1
R2: beat Ben Curtis, 7 and 6
R3: beat Chris DiMarco, 3 and 2
QF: lost to Davis Love III, 1-down
- 2005 R1: beat Loren Roberts, 3 and 1
R2: beat Angel Cabrera, 4 and 3
R3: lost to David Toms, 4 and 2
- 2006: R1: beat Charles Howell III, 2-up
R2: beat John Daly, 2 and 1
R3: lost to David Howell, 3 and 1
- 2007 R1: beat Richard Green, 1-up
R2: lost to Justin Rose, 3 and 1
- 2008 R1: beat Pat Perez, 1-up
R2: lost to Stuart Appleby, 2 and 1
- 2009 R1: beat Angel Cabrera, 19 holes
R2: beat Zach Johnson, 1-up
R3: lost to Stewart Cink, 1-down
- 2011 R1: beat Brendan Jones, 6 and 5
R2: lost to Rickie Fowler, 6 and 5
- 2016 G1: beat Matthew Fitzpatrick, 5 and 4
G2: beat Daniel Berger, 1-up
G3: lost to Patrick Reed, 5 and 4
- 2017 G1: beat Si Woo Kim, 5 and 3
G2: beat Daniel Berger, 5 and 4
G3: beat J.B. Holmes, 6 and 5
R4: beat Marc Leishman, 4 and 3
QF: lost to Bill Haas, 2 and 1
- 2018 G1: lost to Charles Howell III, 3 and 2
G2: beat Satoshi Kodaira, 1-up
G3: beat Rafa Cabrera Bello, 1-up

Frankie Minoza (0-1)

- 1999 R1: lost to Nick Price, 4 and 3

Hirofumi Miyase (0-1)

- 2001 R1: lost to David Toms, 1-down

Dell Technologies Match Play Records (cont.)

Yusaku Miyazato (0-2-1)

- 2018 G1: lost to Hideki Matsuyama, 2 and 1
G2: lost to Patrick Cantlay, 1-up
G3: halved with Cameron Smith

Edoardo Molinari (1-2)

- 2010 R1: lost to Stewart Cink, 2-down
2011 R1: beat Martin Laird, 3 and 2
R2: lost to Luke Donald, 2 and 1

Francesco Molinari (4-11-0)

- 2010 R1: lost to Zach Johnson, 21 holes
2011 R1: lost to Ryan Palmer, 3 and 1
2012 R1: beat Thomas Bjorn, 20 holes
R2: lost to Dustin Johnson, 7 and 5
2013 R1: lost to Gonzalo Fernandez-Costano, 2-down
2014 R1: lost to Thomas Bjorn, 2 and 1
2015 G1: beat Adam Scott, 5 and 4
G2: lost to Chris Kirk, 2 and 1
G3: lost to Paul Casey, 1-down
2017 G1: lost to Bernd Wiesberger, 2-down
G2: lost to Thongchai Jaidee, 5 and 3
G3: lost to Alex Noren, concession (WD)
2018 G1: beat Patton Kizzire, 3 and 1
G2: beat Luke List, 3 and 2
G3: lost to Justin Thomas, 7 and 5

Colin Montgomerie (7-8)

- 1999 R1: lost to Craig Stadler, 5 and 3
2000 R1: beat Dennis Paulson, 2 and 1
R2: lost to Thomas Bjorn, 23 holes
2002 R1: lost to Scott McCarron, 2 and 1
2003 R1: lost to Alex Cjeka, 4 and 2
2004 R1: beat Nick Price, 20 holes
R2: beat Stewart Cink, 5 and 4
R3: lost to Stephen Leaney, 1-down
2006 R1: beat Niclas Fasth, 23 holes
R2: lost to Shingo Katayama, 3 and 2
2007 R1: beat Johan Edfors, 2 and 1
R2: lost to Paul Casey, 4 and 3
2008 R1: beat Jim Furyk, 3 and 2
R2: beat Charles Howell III, 1-up
R3: lost to Stewart Cink, 4 and 2

Ryan Moore (7-8-4)

- 2010 R1: lost to Ernie Els, 4 and 3
2011 R1: beat Francesco Molinari, 3 and 1
R2: beat K.J. Choi, 5 and 4
R3: beat Nick Watney, 19 holes
QF: lost to Luke Donald, 5 and 4
2013 R1: lost to Jim Furyk, 4 and 2
2014 R1: beat Joost Luiten, 1-up
R2: lost to Matt Kuchar, 1-down
2015 G1: lost to Danny Willett, 3 and 2
G2: lost to Andy Sullivan, 3 and 2
G3: lost to Patrick Reed, 1-down
2016 G1: halved with Marc Leishman
G2: beat Sergio Garcia, 1-up

- G3: beat Lee Westwood, 2 and 1
R4: beat Patton Kizzire, 4 and 3
QF: lost to Rafa Cabrera-Bello, 2 and 1

- 2017 G1: halved with Yuta Ikeda
G2: halved with Hideto Tanihara
G3: halved with Jordan Spieth

Kevin Na (5-8-2)

- 2010 R1: lost to Rory McIlroy, 1-down
2012 R1: lost to Steve Stricker, 2 and 1
2015 G1: lost to Joost Luiten, 19 holes
G2: beat Alexander Levy, 3 and 1
G3: lost to Hideki Matsuyama, 5 and 4
2016 G1: beat Smylie Kaufman, 2 and 1
G2: beat Thorbjorn Olesen, 3 and 2
G3: halved with Rory McIlroy
Lost tiebreaker to Rory McIlroy with a par 4 on the second playoff hole
2017 G1: beat Matthew Fitzpatrick, 5 and 4
G2: beat Justin Thomas, 4 and 2
G3: lost to Chris Wood, 2 and 1
Won tiebreaker over Fitzpatrick with a birdie 3 on the first playoff hole
R4: lost to Bill Haas, 1-down
2018 G1: lost to Alex Noren, 4 and 2
G2: lost to Tony Finau, 3 and 2
G3: halved with Thomas Pieters

Seung-yul Noh (0-1)

- 2011 R1: lost to Martin Kaymer, 7 and 6

Alex Noren (11-4-0)

- 2010 R1: lost to Geoff Ogilvy, 7 and 5
2013 R1: beat Dustin Johnson, 6 and 4
R2: lost to Graeme McDowell, 20 holes
2017 G1: beat Thongchai Jaidee, 3 and 2
G2: beat Bernd Wiesberger, 3 and 2
G3: beat Francesco Molinari, concession (WD)
R4: beat Brooks Koepka, 2 and 1
QF: lost to Dustin Johnson, 3 and 2
2018 G1: beat Kevin Na, 4 and 2
G2: beat Thomas Pieters, 5 and 4
G3: beat Tony Finau, 1-up
R4: beat Patrick Reed, 5 and 3
QF: beat Cameron Smith, 4 and 2
SF: lost to Kevin Kisner, 19 holes
Consolation: beat Justin Thomas, 5 and 3

Greg Norman (1-2)

- 1999 R1: beat John Cook, 3 and 2
R2: lost to Eduardo Romero, 21 holes
2000 R1: lost to Mark O'Meara, 1-down

Arron Oberholser (2-3)

- 2006 R1: beat Tim Clark, 21 holes
R2: lost to Chris DiMarco, 6 and 5
2007 R1: lost to David Toms, 5 and 4
2008 R1: beat Mike Weir, 3 and 1
R2: lost to Tiger Woods, 3 and 2

Dell Technologies Match Play Records (cont.)

Geoff Ogilvy (20-5)

- 2006 R1: beat Michael Campbell, 19 holes
R2: beat Nick O'Hern, 21 holes
R3: beat Mike Weir, 21 holes
QF: beat David Howell, 19 holes
SF: beat Tom Lehman, 4 and 3
Championship: beat Davis Love III, 3 and 2
- 2007 R1: beat Steve Stricker, 4 and 3
R2: beat Jose Maria Olazabal, 2 and 1
R3: beat Niclas Fasth, 2 and 1
QF: beat Paul Casey, 5 and 4
SF: beat Chad Campbell, 3 and 2
Championship: lost to Henrik Stenson, 2 and 1
- 2008 R1: lost to Justin Leonard, 2 and 1
- 2009 R1: beat Kevin Sutherland, 19 holes
R2: beat Shingo Katayama, 19 holes
R3: beat Camilo Villegas, 2 and 1
QF: beat Rory McIlroy, 2 and 1
SF: beat Stewart Cink, 4 and 2
Championship: beat Paul Casey, 4 and 3
- 2010 R1: beat Alexander Noren, 7 and 5
R2: lost to Camilo Villegas, 2 and 1
- 2011 R1: beat Pdraig Harrington, 4 and 3
R2: beat Thomas Bjorn, 1-up
R3: lost to Bubba Watson, 6 and 4
- 2012 R1: lost to Keegan Bradley, 4 and 3

Sean O'Hair (5-4)

- 2006 R1: beat Fred Couples, 19 holes
R2: lost to Zach Johnson, 1-down
- 2009 R1: beat Adam Scott, 1-up
R2: beat Boo Weekley, 2 and 1
R3: beat Ian Poulter, 2 and 1
QF: lost to Paul Casey, 4 and 3
- 2010 R1: beat Simon Dyson, 3 and 1
R2: lost to Stewart Cink, 1-down
- 2011 R1: lost to Hunter Mahan, 4 and 3

Nick O'Hern (11-5)

- 2001 R1: beat Hal Sutton, 21 holes
R2: beat Tim Herron, 5 and 3
R3: beat Dudley Hart, 5 and 4
QF: lost to Steve Stricker, 20 holes
- 2005 R1: beat Charles Howell III, 19 holes
R2: beat Tiger Woods, 3 and 1
R3: beat Luke Donald, 5 and 4
QF: lost to Ian Poulter, 3 and 1
- 2006: R1: beat Fred Funk, 5 and 3
R2: lost to Geoff Ogilvy, 21 holes
- 2007 R1: beat Lucas Glover, 4 and 3
R2: beat Rory Sabbatini, 2 and 1
R3: beat Tiger Woods, 20 holes
QF: lost to Henrik Stenson, 1-down
- 2008 R1: beat Scott Verplank, 3 and 2
R2: lost to Rod Pampling, 5 and 4

Jose Maria Olazabal (9-6)

- 1999 R1: beat Billy Mayfair, 5 and 3
R2: beat Michael Bradley, 2 and 1
R3: beat Steve Jones, 1-up
QF: lost to John Huston, 2 and 1
- 2000 R1: beat Craig Parry, 1-up
R2: lost to Mark Calcavecchia, 4 and 3
- 2002 R1: beat Justin Leonard, 1-up
R2: beat Retief Goosen, 1-up
R3: beat Mark Calcavecchia, 2-up
QF: lost to Brad Faxon, 20 holes
- 2003 R1: lost to Justin Leonard, 2-down
- 2006 R1: beat Brandt Jobe, 3 and 2
R2: lost to David Toms, 2 and 1
- 2007 R1: beat Paul Goydos, 19 holes
R2: lost to Geoff Ogilvy, 2 and 1

Thorbjorn Olesen (2-4-0)

- 2013 R1: beat Jamie Donaldson, 3 and 2
R2: lost to Tim Clark, 3 and 2
- 2014 R1: lost to Jason Day, 2-down
- 2016 G1: lost to Rory McIlroy, 1-down
G2: lost to Kevin Na, 3 and 2
G3: beat Smylie Kaufman, 2 and 1

Peter O'Malley (1-1)

- 2002 R1: beat Tiger Woods, 2 and 1
R2: lost to Nick Price, 2 and 1

Mark O'Meara (1-2)

- 1999 R1: lost to Michael Bradley, 4 and 2
- 2000 R1: beat Greg Norman, 1-up
R2: lost to Darren Clarke, 5 and 4

Louis Oosthuizen (19-10-0)

- 2009 R1: lost to Rory McIlroy, 2 and 1
- 2011 R1: lost to Bo Van Pelt, 2-down
- 2012 R1: beat Aaron Baddeley, 2 and 1
R2: lost to Steve Stricker, 1-down
- 2013 R1: beat Richie Ramsay, 2 and 1
R2: lost to Robert Garrigus, 3 and 2
- 2014 R1: beat Nick Watney, 1-up
R2: beat Henrik Stenson, 4 and 3
R3: beat Webb Simpson, 5 and 4
QF: lost to Jason Day, 2 and 1
- 2015 G1: beat Keegan Bradley, 6 and 5
G2: beat Miguel Angel Jimenez, 2-up
G3: beat Bubba Watson, 19 holes
R4: beat Rickie Fowler, 1-up
QF: lost to Jim Furyk, 4 and 2
- 2016 G1: beat Matt Jones, 2 and 1
G2: beat Bernd Wiesberger, 2 and 1
G3: beat Andy Sullivan, 4 and 2
R4: beat Jordan Spieth, 4 and 2
QF: beat Dustin Johnson, 2 and 1
SF: beat Rafa Cabrera Bello, 4 and 3
Championship: lost to Jason Day, 5 and 4
- 2017 G1: beat Ross Fisher, 4 and 3
G2: lost to Jim Furyk, 3 and 2
G3: beat Hideki Matsuyama, 6 and 4
Lost tiebreaker to Fisher on the second playoff hole

Dell Technologies Match Play Records (cont.)

2018 G1: beat Jason Dufner, 1-up
G2: lost to James Hahn, 3 and 1
G3: beat Jason Day, 2-up
Won tiebreaker to Jason Dufner with a par on the first extra hole
R4: lost to Ian Poulter, 2 and 1

Gary Orr (1-1)

2001 R1: beat Paul McGinley, 2 and 1
R2: lost to Justin Leonard, 20 holes

Jeff Overton (0-1)

2011 R1: lost to Ernie Els, 20 holes

Joe Ozaki (1-3)

1999 R1: lost to Phil Mickelson, 3 and 2
2000 R1: beat Fred Couples, 1-up
R2: lost to Jesper Parnevik, 19 holes
2001 R1: lost to Jeff Sluman, 3 and 2

Ryan Palmer (1-4)

2011 R1: beat Jim Furyk, 2-up
R2: lost to Miguel A. Jimenez, 4 and 2
2015 G1: lost to Anirban Lahiri, 4 and 2
G2: lost to Marc Leishman, 4 and 3
G3: lost to Justin Rose, 2 and 1

Rod Pampling (3-4)

2005 R1: lost to Miguel Angel Jimenez, 3 and 2
2006 R1: lost to Pdraig Harrington, 4 and 2
2007 R1: beat Yong Eun Yang, 5 and 4
R2: lost to Shaun Micheel, 1-down
2008 R1: beat Justin Rose, 2 and 1
R2: beat Nick O'Hern, 5 and 4
R3: lost to Vijay Singh, 25 holes
2009 R1: lost to Camilo Villegas, 7 and 6

Jesper Parnevik (2-3)

1999 R1: lost to Craig Parry, 1-down
2000 R1: beat Pdraig Harrington, 2 and 1
R2: beat Joe Ozaki, 19 holes
R3: lost to Scott Hoch, 2 and 1
2002 R1: lost to Paul Azinger, 1-down

Craig Parry (3-5)

1999 R1: beat Jesper Parnevik, 1-up
R2: lost to Stewart Cink, 3 and 2
2000 R1: lost to Jose Maria Olazabal, 1-down
2001 R1: beat Dennis Paulson, 21 holes
R2: lost to Craig Stadler, 7 and 6
2003 R1: lost to Brad Faxon, 2 and 1
2005 R1: beat Tim Clark, 1-up
R2: lost to Kirk Triplett, 5 and 4

Steve Pate (4-4)

1999 R1: beat Davis Love III, 1-up
R2: beat Brandt Jobe, 1-up
R3: beat Fred Couples, 1-up

QF: beat Eduardo Romero, 3 and 2
SF: lost to Jeff Maggert, 1-down
Consolation: lost to John Huston, 5 and 4

2000 R1: lost to Bob Estes, 20 holes
2001 R1: lost to Toshia Izawa, 1-down

Dennis Paulson (0-2)

2000 R1: lost to Colin Montgomerie, 2 and 1
2001 R1: lost to Craig Parry, 1-down

Pat Perez (3-5-1)

2008 R1: lost to Phil Mickelson, 1-down
2009 R1: beat Pdraig Harrington, 1-up
R2: lost to Ross Fisher, 6 and 5
2017 G1: beat Jason Day, Concession (WD)
G2: beat Marc Leishman, 3 and 1
G3: lost to Lee Westwood, 2 and 1
Lost tiebreaker with Leishman/Westwood on the second playoff hole. Leishman advanced
2018 G1: halved with Si Woo Kim
G2: lost to Webb Simpson, 2 and 1
G3: lost to Gary Woodland, 1-up

Chris Perry (1-2)

2000 R1: lost to Paul Lawrie, 1-down
2001 R1: beat to Jonathan Kaye, 2-up
R2: lost to Brad Faxon, 1-down

Kenny Perry (3-7)

2001 R1: lost to Stuart Appleby, 2-down
2002 R1: lost to Brad Faxon, 7 and 6
2003 R1: lost to Peter Lonard, 2 and 1
2004 R1: beat Jeff Sluman, 6 and 4
R2: beat Steve Flesch, 1-up
R3: lost to Darren Clarke, 3 and 2
2005 R1: beat Thomas Levet, 3 and 2
R2: lost to Luke Donald, 4 and 3
2009 R1: lost to Mathew Goggin, 2 and 1
2010 R1: lost to Brian Gay, 2 and 1

Carl Pettersson (2-4)

2003 R1: lost to Tiger Woods, 2 and 1
2006 R1: beat Kenny Perry, 1-up
R2: lost to Davis Love III, 1-down
2007 R1: lost to K.J. Choi, 2 and 1
2013 R1: beat Rickie Fowler, 19 holes
R2: lost to Shane Lowry, 6 and 5

Scott Piercy (3-5-2)

2013 R1: beat Paul Lawrie, 4 and 3
R2: beat Luke Donald, 7 and 6
R3: lost to Ian Poulter, 5 and 3
2014 R1: lost to Justin Rose, 1-down
2016 G1: halved with Byeong-Hun An
Lost tiebreaker to Byeong-Hun An with a birdie 3 on the first playoff hole
2017 G1: lost to Thomas Pieters, 3 and 2
G2: lost to Bubba Watson, 4 and 3
G3: lost to Jhonattan Vegas, 3 and 1

Dell Technologies Match Play Records (cont.)

Thomas Pieters (2-4-3)

- 2016 G1: halved with Adam Scott
G2: lost to Bill Haas, 4 and 2
G3: beat Chris Wood, 3 and 2
- 2017 G1: beat Scott Piercy, 3 and 2
G2: lost to Jhonattan Vegas, 3 and 1
G3: halved with Bubba Watson
- 2018 G1: lost to Tony Finau, 2 and 1
G2: lost to Alex Noren, 5 and 4
G3: halved with Kevin Na

Ian Poulter (27-15-0)

- 2004 R1: beat Chris Riley, 1-up
R2: beat Duffy Waldorf, 7 and 5
R3: beat John Huston, 2 and 1
QF: lost to Stephen Leaney, 1-down
- 2005 R1: beat Jim Furyk, 3 and 1
R2: beat Stuart Appleby, 6 and 5
R3: beat Rory Sabbatini, 1-up
QF: beat Nick O'Hern, 3 and 1
SF: lost to David Toms, 3 and 2
Consolation: lost to Retief Goosen, 20 holes
- 2006 R1: lost to David Toms, 19 holes
- 2007 R1: beat Brad Bryant, 5 and 4
R2: beat Bradley Dredge, 3 and 1
R3: lost to Trevor Immelman, 2 and 1
- 2008 R1: beat Soren Hansen, 2 and 1
R2: lost to K.J. Choi, 19 holes
- 2009 R1: beat Jeev Milkha Singh, 4 and 3
R2: beat Charl Schwartzel, 1-up
R3: lost to Sean O'Hair, 2 and 1
- 2010 R1: beat Justin Leonard, 19 holes
R2: beat Adam Scott, 2 and 1
R3: beat Jeev Milkha Singh, 5 and 4
QF: beat Thongchai Jaidee, 1-up
SF: beat Sergio Garcia, 7 and 6
Championship: beat Paul Casey, 5 and 4
- 2011 R1: lost to Stewart Cink, 19 holes
- 2012 R1: lost to Sang Moon Bae, 4 and 3
- 2013 R1: beat Stephen Gallacher, 2 and 1
R2: beat Bo Van Pelt, 3 and 1
R3: beat Tim Clark, 5 and 3
QF: beat Steve Stricker, 3 and 2
SF: lost to Hunter Mahan, 4 and 3
Consolation: lost to Jason Day, 1-down
- 2014 R1: lost to Rickie Fowler, 2 and 1
- 2015 G1: lost to Webb Simpson, 3 and 2
G2: lost to Gary Woodland, 3 and 2
G3: beat Jimmy Walker, 4 and 2
- 2018 G1: beat Tommy Fleetwood, 3 and 2
G2: beat Daniel Berger, 2 and 1
G3: beat Kevin Chappell (concession)
R4: beat Louis Oosthuizen, 2 and 1
QF: lost to Kevin Kisner, 8 and 6

Nick Price (5-6)

- 1999 R1: beat Frankie Minoza, 4 and 3
R2: lost to Jeff Maggert, 1-down

- 2000 R1: lost to Mark Calcavecchia, 2 and 1
- 2002 R1: beat Angel Cabrera, 2 and 1
R2: beat Peter O'Malley, 2 and 1
R3: lost to Bob Estes, 1-down
- 2003 R1: beat Paul Lawrie, 4 and 3
R2: beat Niclas Fasth, 2 and 1
R3: lost to Jay Haas, 20 holes
- 2004 R1: lost to Colin Montgomerie in 20 holes
- 2005 R1: lost to Tiger Woods, 4 and 3

Phillip Price (0-3)

- 2001 R1: lost to Andrew Coltart, 3 and 2
- 2002 R1: lost to Davis Love III, 2 and 1
- 2004 R1: lost to Fredrik Jacobson, 5 and 4

Brett Quigley (0-1)

- 2007 R1: lost to Jim Furyk, 2 and 1

Alvaro Quiros (0-4)

- 2009 R1: lost to Stephen Ames, 1-down
- 2010 R1: lost to Mike Weir, 8 and 6
- 2011 R1: lost to Y.E. Yang, 20 holes
- 2012 R1: lost to Martin Laird, 1-down

Jon Rahm (6-3-1)

- 2017 G1: beat Kevin Chappell, 3 and 2
G2: beat Shane Lowry, 2 and 1
G3: beat Sergio Garcia, 6 and 4
R1: beat Charles Howell III, 6 and 4
R2: beat Soren Kjeldsen, 7 and 5
R3: beat Bill Haas, 3 and 2
R4: lost to Dustin Johnson, 1-up
- 2018 G1: halved with Keegan Bradley
G2: lost to Chez Reavie, 1-up
G3: lost to Kiradech Aphibarnrat, 4 and 3

Richard Ramsay (0-1)

- 2013 R1: lost to Louis Oosthuizen, 2 and 1

Chez Reavie (1-1-1)

- 2018 G1: lost to Kiradech Aphibarnrat, 3 and 2
G2: beat Jon Rahm, 1-up
G3: halved with Keegan Bradley

Patrick Reed (9-6-1)

- 2014 R1: beat Graham DeLaet, 1-up
R2: lost to George Coetzee, 21 holes
- 2015 G1: beat Andy Sullivan, 2 and 1
G2: lost to Danny Willett, 2 and 1
G3: beat Ryan Moore, 1-up
- 2016 G1: beat Daniel Berger, 1-up
G2: beat Matthew Fitzpatrick, 4 and 3
G3: beat Phil Mickelson, 5 and 4
R4: lost to Dustin Johnson, 3 and 2
- 2017 G1: halved with Jason Dufner
G2: lost to Kevin Kisner, 1-down
G3: lost to Brooks Koepka, 1-down
- 2018 G1: beat Haotong Li, 3 and 2
G2: beat Charl Schwartzel, 1-up
G3: beat Jordan Spieth, 2 and 1
R4: lost to Alex Noren, 5 and 3

Dell Technologies Match Play Records (cont.)

Chris Riley (1-3)

- 2003 R1: beat Stuart Appleby, 1-up
R2: lost to David Toms, 1-down
2004 R1: lost to Ian Poulter, 1-down
2005 R1: lost to Davis Love III, 1-down

Loren Roberts (3-5)

- 1999 R1: beat Hal Sutton, 5 and 4
R2: beat Paul Azinger, 2 and 1
R3: lost to Shigeki Maruyama, 2 and 1
2000 R1: lost to Sergio Garcia, 20 holes
2003 R1: lost to Mike Weir, 26 holes
2004 R1: beat Jay Haas, 1-up
R2: lost to Chad Campbell, 3 and 1
2005 R1: lost to Phil Mickelson, 3 and 1

Robert Rock (1-1)

- 2012 R1: beat Adam Scott, 1-up
R2: lost to Mark Wilson 3 and 2

John Rollins (0-2)

- 2004 R1: lost to Tiger Woods, 1-down
2007 R1: lost to Vijay Singh, 4 and 3

Andres Romero (1-2)

- 2008 R1: beat Retief Goosen, 2 and 1
R2: lost to Jonathan Byrd, 6 and 4
2009 R1: lost to Justin Leonard, 2 and 1

Eduardo Romero (4-3)

- 1999 R1: beat Lee Westwood, 3 and 2
R2: beat Greg Norman, 21 holes
R3: beat Phil Mickelson, 2 and 1
QF: lost to Steve Pate, 3 and 2
2003 R1: beat John Huston, 2 and 1
R2: lost to Toshi Izawa, 3 and 1
2004 R1: lost to Darren Clarke, 25 holes

Justin Rose (10-11-1)

- 2003 R1: beat David Duval, 20 holes
R2: lost to Kevin Sutherland, 1-down
2004: R1: lost to Stuart Appleby, 5 and 4
2007 R1: beat Michael Campbell, 6 and 5
R2: beat Phil Mickelson, 3 and 1
R3: beat Charles Howell III, 3 and 2
QF: lost to Trevor Immelman, 5 and 4
2008 R1: lost to Rod Pampling, 2 and 1
2009 R1: lost to Boo Weekley, 1-down
2011 R1: beat Zach Johnson, 2 and 1
R2: lost to Martin Kaymer, 20 holes
2012 R2: lost to Paul Lawrie, 1-down
2013 R1: beat K.J. Choi, 2 and 1
R2: lost to Nicolas Colsaerts, 4 and 2
2014 R1: beat Scott Piercy, 1-up
R2: lost to Ernie Els, 20 holes
2015 G1: lost to Marc Leishman, 3 and 2
G2: beat Anirban Lahiri, 19 holes
G3: beat Ryan Palmer, 2 and 1
2016 G1: beat Fabian Gomez, 2-up

- G2: halved with Anirban Lahiri
G3: lost to Matt Kuchar, 3 and 2

Rory Sabbatini (3-7)

- 2002 R1: lost to David Toms, 1-down
2005 R1: beat Thomas Bjorn, 6 and 5
R2: beat Pdraig Harrington, 3 and 1
R3: lost to Ian Poulter 1-down
2006 R1: lost to Miguel Angel Jimenez, 2 and 1
2007 R1: beat David Howell, 1-up
R2: lost to Nick O'Hern, 2 and 1
2008 R1: lost to Bradley Dredge, 4 and 2
2009 R1: lost to Miguel Angel Jimenez, 2 and 1
2010 R1: lost to Robert Karlsson, 20 holes

Nobuhito Sato (0-1)

- 2001 R1: lost to Robert Allenby, 2 and 1

Xander Schauffele (2-1-0)

- 2018 G1: beat Dylan Frittelli, 1-up
G2: beat Shubhankar Sharma, 3 and 1
G3: lost to Sergio Garcia, 3 and 1

Tom Scherrer (0-1)

- 2001 R1: lost to Bob May, 2 and 1

Charl Schwartzel (14-11-0)

- 2009 R1: beat Sergio Garcia, 1-up
R2: lost to Ian Poulter, 1-down
2010 R1: beat Hunter Mahan, 2 and 1
R2: beat Jim Furyk, 3 and 2
R3: lost to Stewart Cink, 19 holes
2011 R1: beat Ryo Ishikawa, 20 holes
R2: lost to Matteo Manassero, 1-down
2012 R1: beat Gary Woodland, 4 and 2
R2: lost to Sang Moon Bae, 1-down
2013 R1: lost to Russell Henley, 1-down
2014 R1: beat Kevin Stadler, 3 and 2
R2: lost to Jim Furyk, 3 and 2
2015 G1: beat Victor Dubuisson, 5 and 4
G2: beat Dustin Johnson, 20 holes
G3: beat Matt Jones, 20 holes
R4: lost to Paul Casey, 3 and 1
2016 G1: beat Danny Lee, 1-up
G2: beat Charley Hoffman, 3 and 2
G3: lost to Brandt Snedeker, 5 and 3
2017 G1: beat Byeong Hun An, 6 and 5
G2: beat Joost Luiten, 4 and 3
G3: lost to Paul Casey, 4 and 3
2018 G1: lost to Jordan Spieth, 2 and 1
G2: lost to Patrick Reed, 1-down
G3: beat Haotong Li, 3 and 2

Dell Technologies Match Play Records (cont.)

Adam Scott (15-16-1)

- 2002 R1: beat Bernhard Langer, 2 and 1
R2: lost to Brad Faxon, 3 and 2
- 2003 R1: beat Bernhard Langer, 3 and 2
R2: beat Rocco Mediate, 1-up
R3: beat Kevin Sutherland, 2 and 1
QF: beat Jay Haas, 2 and 1
SF: lost to Tiger Woods, 19 holes
Consolation: beat Peter Lonard, 1-up
- 2004: R1: beat Miquel Angel Jimenez, 2 and 1
R2: beat Robert Allenby, 23 holes
R3: lost to Davis Love III, 4 and 3
- 2005 R1: beat Trevor Immelman, 2-up
R2: beat David Howell, 2 and 1
R3: beat Sergio Garcia, 4 and 3
QF: lost to David Toms, 2 and 1
- 2006 R1: beat Lucas Glover, 2 and 1
R2: lost to Tom Lehman, 1-down
- 2007 R1: lost to Shaun Micheel, 21 holes
- 2008 R1: beat Brendan Jones, 2 and 1
R2: lost to Woody Austin, 19 holes
- 2009 R1: lost to Sean O'Hair, 1-down
- 2010 R1: beat Angel Cabrera, 3 and 2
R2: lost to Ian Poulter, 2 and 1
- 2011 R1: lost to ben Crane, 4 and 2
- 2012 R1: lost to Robert Rock, 1 down
- 2013 R1: lost to Tim Clark, 2 and 1
- 2015 G1: lost to Francesco Molinari, 5 and 4
G2: lost to Paul Casey, 1-down
G3: lost to Chris Kirk, 1-down
- 2016 G1: halved with Thomas Pieters
G2: beat Chris Wood, 3 and 2
G3: lost to Bill Haas, 1-down

John Senden (6-4)

- 2007 R1: lost to Sergio Garcia, 3 and 2
- 2012 R1: beat Simon Dyson, 4 and 3
R2: beat Jason Day, 6 and 5
R3: lost to Sang Moon Bae, 1-down
- 2013 R1: lost to Bo Van Pelt, 6 and 5
- 2015 G1: beat Henrik Stenson, 19 holes
G2: beat Bill Haas, 4 and 3
G3: beat Brendon Todd, 1-up
R4: beat Hunter Mahan, 2 and 1
QF: lost to Gary Woodland, 5 and 3

Shubhankar Sharma (0-3-0)

- 2018 G1: lost to Sergio Garcia, 1-down
G2: lost to Xander Schauffele, 3 and 1
G3: lost to Dylan Frittelli, 1-down

Michael Siem (0-1)

- 2013 R1: lost to Luke Donald, 1-down

Michael Sim (0-1)

- 2010 R1: lost to Ryo Ishikawa, 2-down

Webb Simpson (8-8-1)

- 2012 R1: lost to Matteo Manassero, 3 and 2

- 2013 R1: beat David Lynn, 5 and 4
R2: beat Peter Hanson, 1-up
R3: beat Gonzalo Fernandez-Castano, 2-up
QF: lost to Hunter Mahan, 1-down
- 2014 R1: beat Thongchai Jaidee, 3 and 2
R2: beat Brandt Snedeker, 4 and 3
R3: lost to Louis Oosthuizen, 5 and 4
- 2015 G1: beat Ian Poulter, 3 and 2
G2: beat Jimmy Walker, 19 holes
G3: lost to Gary Woodland, 1-down
- 2017 G1: lost to Dustin Johnson, 5 and 3
G2: lost to Jimmy Walker, 3 and 2
G3: lost to Martin Kaymer, 3 and 2
- 2018 G1: halved with Gary Woodland
G2: beat Pat Perez, 2 and 1
G3: lost to Si Woo Kim, 2-down

Jeev Milkha Singh (2-3)

- 2007 R1: lost to Stewart Cink, 3 and 2
- 2009 R1: lost to Ian Poulter, 4 and 3
- 2010 R1: beat Pdraig Harrington, 3 and 1
R2: beat Matt Kuchar, 1-up
R3: lost to Ian Poulter, 5 and 4

Vijay Singh (12-11)

- 1999 R1: beat Rocco Mediate, 5 and 3
R2: lost to Bernhard Langer, 2 and 1
- 2000 R1: lost to Duffy Waldorf, 2 and 1
- 2001 R1: beat Kevin Sutherland, 4 and 2
R2: lost to Toru Taniguchi, 1-down
- 2002 R1: beat Toru Taniguchi, 3 and 2
R2: lost to Niclas Fasth, 3 and 2
- 2004 R1: beat Singo Katayama, 5 and 3
R2: lost to Jerry Kelly, 4 and 2
- 2005 R1: beat Singo Katayama, 4 and 3
R2: lost to Jay Haas, 3 and 2
- 2006 R1: beat Graeme McDowell, 5 and 4
R2: beat Miguel Angel Jimenez, 2 and 1
R3: lost to Pdraig Harrington, 19 holes
- 2007 R1: beat John Rollins, 4 and 3
R2: lost to Stephen Ames, 19 holes
- 2008 R1: beat Peter Hanson, 19 holes
R2: beat Niclas Fasth, 1-up
R3: beat Rod Pampling, 25 holes
QF: lost to Justin Leonard, 1-down
- 2009 R1: beat Soren Kjeldsen, 2 and 1
R2: lost to Luke Donald, 19 holes
- 2010 R1: lost to Tim Clark, 1-down

Patrik Sjoland (2-2)

- 1999 R1: beat Jim Furyk, 5 and 3
R2: beat Carlos Franco, 2 and 1
R3: lost to John Huston, 1-down
- 2001 R1: lost to Justin Leonard, 6 and 5

Heath Slocum (0-1)

- 2011 R1: lost to Graeme McDowell, 4 and 3

Dell Technologies Match Play Records (cont.)

Jeff Sluman (3-6)

- 1999 R1: lost to Brandt Jobe, 3 and 2
2000 R1: beat Steve Elkington, 2 and 1
R2: lost to Davis Love III, 3 and 2
2001 R1: beat Joe Ozaki, 3 and 2
R2: lost to Tom Lehman, 3 and 2
2002 R1: lost to Ernie Els, 4 and 3
2003 R1: beat Michael Campbell, 3 and 2
R2: lost to Robert Allenby, 1-down
2004 R1: lost to Kenny Perry, 6 and 4

Cameron Smith (3-1-1)

- 2018 G1: beat Patrick Cantlay, 2-up
G2: beat Hideki Matsuyama, 1-up
G3: halved with Yusaku Miyazato
R4: beat Tyrrell Hatton, 2 and 1
QF: lost to Alex Noren, 4 and 2

Brandt Snedeker (7-8-1)

- 2008 R1: lost to Lee Westwood, 3 and 2
2012 R1: beat Retief Goosen, 21 holes
R2: beat Kyle Stanley, 2 and 1
R3: lost to Peter Hanson, 5 and 3
2014 R1: beat David Lynn, 20 holes
R2: lost to Webb Simpson, 4 and 3
2015 G1: lost to Billy Horschel, 5 and 4
G2: lost to Rory McIlroy, 2-down
G3: lost to Jason Dufner, 1-down
2016 G1: beat Charley Hoffman, 2 and 1
G2: halved with Danny Lee
G3: beat Charl Schwartzel, 5 and 4
R4: lost to Jason Day, 3 and 2
2017 G1: lost to William McGirt, 2-down
G2: beat Andy Sullivan, 2 and 1
G3: beat Branden Grace, 5 and 4

Jordan Spieth (11-5-1)

- 2014 R1: beat Pablo Larrazabal, 2-up
R2: beat Thomas Bjorn, 5 and 4
R3: beat Matt Kuchar, 2 and 1
QF: lost to Ernie Els, 4 and 2
2015 G1: beat Mikko Ilonen, 4 and 2
G2: beat Matt Every, 4 and 3
G3: lost to Lee Westwood, 2-down
2016 G1: beat Jamie Donaldson, 3 and 2
G2: beat Victor Dubuisson, 5 and 4
G3: beat Justin Thomas, 3 and 2
R4: lost to Louis Oosthuizen, 4 and 2
2017 G1: lost to Hideto Tanihara, 4 and 2
G2: beat Yuta Ikeda, 4 and 2
G3: halved with Ryan Moore
2018 G1: beat Charl Schwartzel, 2 and 1
G2: beat Haotong Li, 4 and 2
G3: lost to Patrick Reed, 2 and 1

Craig Stadler (4-2)

- 1999 R1: beat Colin Montgomerie, 5 and 3
R2: lost to John Huston, 3 and 2

- 2001 R1: beat John Huston, 4 and 2
R2: beat Craig Parry, 7 and 6
R3: beat Andrew Coltart, 19 holes
QF: lost to Ernie Els, 1-down

Kevin Stadler (0-1)

- 2014 R1: lost to Charl Schwartzel, 3 and 2

Scott Stallings (0-1)

- 2014 R1: lost to Jason Dufner, 19 holes

Kyle Stanley (4-3-0)

- 2012 R1: beat K.J. Choi, 2 and 1
R2: lost to Brandt Snedeker, 2 and 1
2018 G1: beat Matthew Fitzpatrick, 1-up
G2: lost to Paul Casey, 4 and 2
G3: beat Russell Henley, 1-up
Won the tiebreaker on the second extra hole over Paul Casey with a birdie
R4: beat Sergio Garcia, 3 and 1
QF: lost to Justin Thomas, 2 and 1

Brendan Steele (3-2-1)

- 2017 G1: halved with Matt Kuchar
G2: beat Tommy Fleetwood, 1-up
G3: lost to Zach Johnson, 1-down
2018 G1: beat Charley Hoffman, 1-up
G2: lost to Tyrrell Hatton, 3 and 2
G3: beat Alexander Levy, 3 and 1
Lost the tiebreaker on the first extra hole to Tyrrell Hatton's birdie

Henrik Stenson (14-9)

- 2006 R1: beat Paul Casey, 1-up
R2: lost to Chad Campbell, 1-down
2007 R1: beat Zach Johnson, 1-up
R2: beat K.J. Choi, 1-up
R3: beat Aaron Baddeley, 4 and 3
QF: beat Nick O'Hern, 1-up
SF: beat Trevor Immelman, 3 and 2
Championship: beat Geoff Ogilvy, 2 and 1
2008 R1: beat Robert Allenby, 1-up
R2: beat Trevor Immelman, 25 holes
R3: beat Jonathan Byrd, 1-up
QF: beat Woody Austin, 2-up
SF: lost to Tiger Woods, 2-down
Consolation: beat Justin Leonard, 3 and 2
2009 R1: lost to Davis Love III, 21 holes
2010 R1: lost to Ben Crane, concession
2011 R1: lost to Lee Westwood, 3 and 2
2013 R1: lost to Steve Stricker, 5 and 4
2014 R1: beat Kiradech Aphibarnrat, 2 and 1
R2: lost to Louis Oosthuizen, 4 and 3
2015 G1: lost to John Senden, 19 holes
G2: beat Brendon Todd, 3 and 2
G3: lost to Bill Haas, 3 and 1

Dell Technologies Match Play Records (cont.)

Richard Sterne (2-4)

- 2008 R1: lost to Hunter Mahan, 4 and 3
2009 R1: lost to Stewart Cink, 19 holes
2013 R1: beat Jason Dufner, 1-up
R2: lost to Hunter Mahan, 4 and 2
2014 R1: beat Zach Johnson, 5 and 4
R2: lost to Hunter Mahan, 2-down

Payne Stewart (0-1)

- 1999 R1: lost to Stewart Cink, 3 and 2

Robert Streb (1-2)

- 2016 G1: beat Dustin Johnson, 3 and 2
G2: lost to Jimmy Walker, 4 and 3
G3: lost to Kiradech Aphibarnrat, 1-down

Kevin Streelman (0-1)

- 2014 R1: lost to Victor Dubuisson, 5 and 4

Steve Stricker (15-11)

- 1999 R1: lost to Shigeki Maruyama, 3 and 2
2000 R1: beat Lee Janzen, 2 and 1
R2: lost to Duffy Waldorf, 2 and 1
2001 R1: beat Pdraig Harrington, 2 and 1
R2: beat Scott Verplank, 3 and 2
R3: beat Justin Leonard, 6 and 5
QF: beat Nick O'Hern, 20 holes
SF: beat Toru Taniguchi, 2 and 1
Championship: beat Pierre Fulke, 2 and 1
2002 R1: lost to Chris DiMarco, 3 and 2
2007 R1: lost to Geoff Ogilvy, 4 and 3
2008 R1: beat Daniel Chopra, 20 holes
R2: beat Hunter Mahan, 20 holes
R3: lost to Angel Cabrera, 4 and 3
2009 R1: beat Dustin Johnson, 2 and 1
R2: lost to Ernie Els, 3 and 2
2010 R1: lost to Ross McGowan, 19 holes
2011 R1: lost to Matteo Manassero, 2 and 1
2012 R1: beat Kevin Na, 2 and 1
R2: beat Louis Oosthuizen, 1-up
R3: lost to Hunter Mahan, 4 and 3
2013 R1: beat Henrik Stenson, 5 and 4
R2: beat Nick Watney, 21 holes
R3: beat Scott Piercy, 1-up
QF: lost to Ian Poulter, 3 and 2
2014 R1: lost to George Coetzee, 3 and 1

Andy Sullivan (3-6-0)

- 2015 G1: lost to Patrick Reed, 2 and 1
G2: beat Ryan Moore, 3 and 2
G3: lost to Danny Willett, 1-down
2016 G1: beat Bernd Wiesberger, 3 and 2
G2: beat Matt Jones, 3 and 1
G3: lost to Louis Oosthuizen, 4 and 2
2017 G1: lost to Branden Grace, 4 and 2
G2: lost to Brandt Snedeker, 2 and 1
G3: lost to William McGirt, 1-down

Julian Suri (1-1-1)

- 2018 G1: beat Marc Leishman, 3 and 2
G2: lost to Brendan Grace, 2 and 1
G3: halved with Bubba Watson

Kevin Sutherland (8-3)

- 2001 R1: lost to Vijay Singh, 4 and 2
2002 R1: beat David Duval, 20 holes
R2: beat Paul McGinley, 2 and 1
R3: beat Jim Furyk, 4 and 3
QF: beat David Toms, 3 and 2
SF: beat Brad Faxon, 1-up
Championship: beat Scott McCarron, 1-up
2003 R1: beat Sergio Garcia, 2 and 1
R2: beat Justin Rose, 1-up
R3: lost to Adam Scott, 2 and 1
2009 R1: lost to Geoff Ogilvy, 19 holes

Hal Sutton (3-4)

- 1999 R1: lost to Loren Roberts, 5 and 4
2000 R1: beat Ted Tryba, 4 and 3
R2: beat David Toms, 1-up
R3: beat Duffy Waldorf, 2 and 1
QF: lost to Darren Clarke, 1-down
2001 R1: lost to Nick O'Hern, 1-down
2002 R1: lost to Tom Lehman, 2 and 1

Hidemichi Tanaka (1-1)

- 2001 R1: beat Bernhard Langer, 1-up
R2: lost to Ernie Els, 1-down

Toru Taniguchi (5-3)

- 2001 R1: beat Bob Estes, 3 and 2
R2: beat Vijay Singh, 1-up
R3: beat Stuart Appleby, 4 and 3
QF: beat Shigeki Maruyama, 2 and 1
SF: lost to Steve Stricker, 2 and 1
Consolation: beat Ernie Els, 4 and 3
2002 R1: lost to Vijay Singh, 3 and 2
2008 R1: lost to Woody Austin, 6 and 5

Hideto Tanihara (4-2-1)

- 2017 G1: beat Jordan Spieth, 4 and 2
G2: halved with Ryan Moore
G3: beat Yuta Ikeda, 3 and 1
R4: beat Paul Casey, 2 and 1
QF: beat Ross Fisher, 4 and 2
SF: lost to Dustin Johnson, 1-down
Consolation: lost to Bill Haas, 2 and 1

Phil Taturangi (1-1)

- 2003 R1: beat Ernie Els, 20 holes
R2: lost to Peter Lonard, 5 and 4

Justin Thomas (6-7-0)

- 2016 G1: lost to Victor Dubuisson, 3 and 2
G2: lost to Jamie Donaldson, 2-down
G3: lost to Jordan Spieth, 3 and 2

Dell Technologies Match Play Records (cont.)

- 2017 G1: beat Chris Wood, 2 and 1
G2: lost to Kevin Na, 4 and 2
G3: lost to Matthew Fitzpatrick, 2 and 1
- 2018 G1: beat Luke List, 2-up
G2: beat Patton Kizzire, 3 and 1
G3: beat Francesco Molinari, 7 and 5
R4: beat Si Woo Kim, 6 and 5
QF: beat Kyle Stanley, 2 and 1
SF: lost to Bubba Watson, 3 and 2
Consolation: Lost to Alex Noren, 5 and 3

Brendon Todd (0-3)

- 2015 G1: lost to Bill Haas, 3 and 2
G2: lost to Henrik Stenson, 3 and 2
G3: lost to John Senden, 1-down

David Toms (24-11)

- 2000 R1: beat Brian Watts, 1-up
R2: lost to Hal Sutton, 1-down
- 2001 R1: beat Hirofumi Miyase, 1-up
R2: lost to Andrew Coltart, 4 and 2
- 2002 R1: beat Rory Sabbatini, 1-up
R2: beat Rocco Mediate, 1-up
R3: beat Steve Flesch, 1-up
QF: lost to Kevin Sutherland, 3 and 2
- 2003 R1: beat Anders Hansen, 3 and 1
R2: beat Chris Riley, 1-up
R3: beat Alex Cjeka, 1-up
QF: beat Jerry Kelly, 4 and 3
SF: beat Peter Lonard, 1-up
Championship: lost to Tiger Woods, 2 and 1
- 2004 R1: beat Niclas Fasth, 19 holes
R2: beat Shaun Micheel, 4 and 3
R3: lost to Pdraig Harrington, 1-down
- 2005 R1: beat Ken Green, 1-up
R2: beat Mark Hensby, 2-up
R3: beat Phil Mickelson, 4 and 2
QF: beat Adam Scott, 2 and 1
SF: beat Ian Poulter, 3 and 2
Championship: beat Chris DiMarco, 6 and 5
- 2006 R1: beat Ian Poulter, 19 holes
R2: beat Jose Maria Olazabal, 2 and 1
R3: lost to Tom Lehman, 4 and 3
- 2007 R1: beat Arron Oberholser, 5 and 4
R2: beat Ben Crane, 3 and 2
R3: lost to Chad Campbell, 1-down
- 2008 R1: beat Zach Johnson, 2 and 1
R2: lost to Aaron Baddeley, WD
- 2010 R1: lost to Sergio Garcia, 2-down
- 2012 R1: beat Rickie Fowler, 1-up
R2: lost to Martin Kaymer, 2-down
- 2013 R1: lost to Nick Watney, 5 and 4

Kirk Triplett (3-3)

- 2001 R1: lost to Glen Day, 3 and 1
- 2002 R1: beat Robert Allenby, 3 and 2
R2: lost to Steve Flesch, 3 and 2
- 2005 R1: beat Mike Weir, 1-up
R2: beat Craig Parry, 5 and 4
R3: lost to Robert Allenby, 2 and 1

Ted Tryba (0-1)

- 2000 R1: lost to Hal Sutton, 4 and 3

Bob Tway (2-3)

- 1999 R1: beat Tom Watson, 6 and 4
R2: lost to Tiger Woods, 1-down
- 2000 R1: beat Jeff Maggert, 6 and 5
R2: lost to Jim Furyk, 2 and 1
- 2004 R1: lost to Fred Couples, 3 and 2

Peter Uihlein (2-1-0)

- 2018 G1: beat Rory McIlroy, 2 and 1
G2: lost to Brian Harman, 3 and 2
G3: beat Jhonattan Vegas, 4 and 3

Jean Van De Velde (2-1)

- 2001 R1: beat Duffy Waldorf, 1-up
R2: beat Retief Goosen, 4 and 3
R3: lost to Ernie Els, 19 holes

Bo Van Pelt (2-3)

- 2011 R1: beat Louis Oosthuizen, 2-up
R2: lost to Matt Kuchar, 3 and 2
- 2012 R1: lost to Mark Wilson, 3 and 2
- 2013 R1: beat John Senden, 6 and 5
R2: lost to Ian Poulter, 3 and 1

Jaco Van Zyl (1-1-1)

- 2016 Q1: halved with Danny Willett
Q2: lost to Brooks Koepka, 5 and 4
Q3: beat Billy Horschel, 2 and 1

Jhonattan Vegas (2-3-1)

- 2017 G1: lost to Bubba Watson, 1-down
G2: beat Thomas Pieters, 3 and 1
G3: beat Scott Piercy, 3 and 1
- 2018 G1: halved with Brian Harman
G2: lost to Rory McIlroy, 2 and 1
G3: lost to Peter Uihlein, 4 and 3

Scott Verplank (4-10)

- 1999 R1: beat Tom Lehman, 3 and 1
R2: lost to Steve Jones, 5 and 4
- 2001 R1: beat Brent Geiberger, 1-up
R2: lost to Steve Stricker, 3 and 2
- 2002 R1: beat Frank Lickliter II, 3 and 2
R2: lost to Bob Estes, 19 holes
- 2003 R1: lost to Angel Cabrera, 3 and 2
- 2004 R1: lost to Bob Estes, 19 holes
- 2005 R1: lost to Jerry Kelly, 1-down
- 2006 R1: beat Lee Westwood, 26 holes
R2: lost to David Howell, 3 and 2
- 2007 R1: lost to Retief Goosen, 5 and 4
- 2008 R1: lost to Nick O'Hern, 3 and 2
- 2010 R1: lost to Jim Furyk, 2 and 1

Dell Technologies Match Play Records (cont.)

Camilo Villegas (7-4)

- 2008 R1: lost to K.J. Choi, 3 and 2
2009 R1: beat Rod Pampling, 7 and 6
R2: beat Miguel Angel Jimenez, 5 and 4
R3: lost to Geoff Ogilvy, 2 and 1
2010 R1: beat Dustin Johnson, 4 and 3
R2: beat Geoff Ogilvy, 7 and 5
R3: beat Ben Crane, 3 and 2
QF: beat Retief Goosen, 4 and 3
SF: lost to Paul Casey, 24 holes
Consolation: beat Sergio Garcia, 5 and 4
2011 R1: lost to J.B. Holmes, 4 and 2

Duffy Waldorf (3-3)

- 2000 R1: beat Vijay Singh, 2 and 1
R2: beat Steve Stricker, 2 and 1
R3: lost to Hal Sutton, 2 and 1
2001 R1: lost to Jean Van De Velde, 1-down
2004 R1: beat Jonathan Kaye, 5 and 4
R2: lost to Ian Poulter, 7 and 5

Jimmy Walker (3-8)

- 2014 R1: beat Branden Grace, 5 and 4
R2: lost to Rickie Fowler, 1-down
2015 G1: lost to Gary Woodland, 19 holes
G2: lost to Webb Simpson, 19 holes
G3: lost to Ian Poulter, 4 and 2
2016 G1: lost to Kiradech Aphibarnrat, 2 and 1
G2: beat Robert Streb, 4 and 3
G3: lost to Dustin Johnson, 2 and 1
2017 G1: lost to Martin Kaymer, 3 and 2
G2: beat Webb Simpson, 3 and 2
G3: lost to Dustin Johnson, 5 and 3

Jeunghun Wang (0-3-0)

- 2017 G1: lost to Rafa Cabrera-Bello, 4 and 3
G2: lost to Tyrrell Hatton, 2-down
G3: lost to Charles Howell III, 2 and 1

Marc Warren (1-2)

- 2015 G1: beat J.B. Holmes, 2 and 1
G2: lost to Brooks Koepka, 20 holes
G3: lost to Russell Henley, 1-down

Nick Watney (7-5)

- 2010 R1: beat Yuta Ikeda, 4 and 3
R2: beat Lee Westwood, 2 and 1
R3: lost to Retief Goosen, 1-down
2011 R1: beat Anthony Kim, 5 and 4
R2: beat Lee Westwood, 1-up
R3: lost to Ryan Moore, 19 holes
2012 R1: beat Darren Clarke, 5 and 4
R2: beat Tiger Woods, 1-up
R3: lost to Lee Westwood, 3 and 2
2013 R1: beat David Toms, 5 and 4
R2: lost to Steve Stricker, 21 holes
2014 R1: lost to Louis Oosthuizen, 1-down

Bubba Watson (20-8-3)

- 2011 R1: beat Bill Haas, 4 and 2
R2: beat Mark Wilson, 6 and 5
R3: beat Geoff Ogilvy, 6 and 4
QF: beat J.B. Holmes, 19 holes
SF: lost to Martin Kaymer, 1-down
Consolation: lost to Matt Kuchar, 2 and 1
2012 R1: beat Ben Crane, 3 and 2
R2: lost to Matt Kuchar, 3 and 2
2013 R1: beat Chris Wood, 2 and 1
R2: beat Jim Furyk, 22 holes
R3: lost to Jason Day, 4 and 3
2014: R1: beat Mikko Ilonen, 2 and 1
R2: beat Jonas Blixt, 2-up
R3: lost to Victor Dubuisson, 1-down
2015 G1: beat Miguel Angel Jimenez, 5 and 4
G2: beat Keegan Bradley, 4 and 2
G3: lost to Louis Oosthuizen, 19 holes
2016 G1: halved with Patton Kizzire
G2: beat Emiliano Grillo, 2-up
G3: lost to J.B. Holmes, 1-down
2017 G1: beat Jhonattan Vegas, 1-up
G2: beat Scott Piercy, 4 and 3
G3: halved with Thomas Pieters
R4: lost to Ross Fisher, 4 and 3
2018 G1: beat Branden Grace, 5 and 3
G2: beat Marc Leishman, 3 and 2
G3: halved with Julian Suri
R4: beat Brian Harman, 2 and 1
QF: beat Kiradech Aphibarnrat, 5 and 3
SF: beat Justin Thomas, 3 and 2
Championship: beat Kevin Kisner, 7 and 6

Tom Watson (0-1)

- 1999 R1: lost to Bob Tway, 6 and 4

Brian Watts (0-2)

- 1999 R1: lost to Thomas Bjorn, 1-down
2000 R1: lost to David Toms, 1-down

Boo Weekley (3-3)

- 2008 R1: beat Martin Kaymer, 2 and 1
R2: beat Sergio Garcia, 3 and 1
R3: lost to Woody Austin, 3 and 2
2009 R1: beat Justin Rose, 1-up
R2: lost to Sean O'Hair, 2 and 1
2014 R1: lost to Rory McIlroy, 3 and 2

Mike Weir (7-10)

- 2000 R1: beat Carlos Franco, 4 and 3
R2: lost to Sergio Garcia, 7 and 6
2002 R1: beat Paul Lawrie, 3 and 2
R2: lost to Scott McCarron, 1-down
2003 R1: beat Loren Roberts, 26 holes
R2: lost to Jerry Kelly, 2 and 1
2004 R2: beat Rich Beem, 3 and 2
R3: lost to Stephen Leaney, 4 and 2
2005 R1: lost to Kirk Triplett, 1-down
2006 R1: beat Stewart Cink, 4 and 3

Dell Technologies Match Play Records (cont.)

- R2: beat Bernhard Langer, 20 holes
R3: lost to Geoff Ogilvy, 21 holes
2007 R1: lost to Paul Casey, 1-down
2008 R1: lost to Arron Oberholser, 3 and 1
2009 R1: lost to Hunter Mahan, 1-down
2010 R1: beat Alvaro Quiros, 8 and 6
R2: lost to Paul Casey, 5 and 4

Lin Wen-Tang (0-1)

- 2009 R1: lost to Anthony Kim, 7 and 5

Lee Westwood (17-19)

- 1999 R1: lost to Eduardo Romero, 3 and 2
2000 R1: beat Brandt Jobe, 2 and 1
R2: lost to Scott Hoch, 1-down
2002 R1: beat Shingo Katayama, 4 and 3
R2: lost to John Cook, 1-down
2004 R1: lost to Phil Mickelson, 3 and 1
2005 R1: beat Steve Flesch, 4 and 3
R2: lost to Davis Love III, 7 and 6
2006 R1: lost to Scott Verplank, 26 holes
2007 R1: lost to Pdraig Harrington, 19 holes
2008 R1: beat Brandt Snedeker, 3 and 2
R2: lost to Justin Leonard, 2-1
2009 R1: beat Prayad Marksang, 2 and 1
R2: lost to Stewart Cink, 23 holes
2010 R1: beat Chris Wood, 3 and 1
R2: lost to Nick Watney, 2 and 1
2011 R1: beat Henrik Stenson, 3 and 2
R2: lost to Nick Watney, 1-down
2012 R1: beat Nicolas Colsaerts, 3 and 1
R2: beat Robert Karlsson, 3 and 2
R3: beat Nick Watney, 3 and 2
QF: beat Martin Laird, 4 and 2
SF: lost to Rory McIlroy, 3 and 1
CON: lost to Mark Wilson, 1-down
2013 R1: lost to Rafael Cabrera-Bello, 19 holes
2014 R1: lost to Harris English, 5 and 3
2015 G1: beat Matt Every, 1-up
G2: beat Mikko Ilonen, 1-up
G3: beat Jordan Spieth, 2-up
R4: lost to Danny Willett, 3 and 2
2016 G1: lost to Sergio Garcia, 1-down
G2: lost to Marc Leishman, 1-down
G3: lost to Ryan Moore, 3 and 1
2017 G1: lost to Marc Leishman, 3 and 2
G2: beat Jason Day, Concession (WD)
G3: beat Pat Perez, 2 and 1
Lost tiebreaker with Leishman/Perez on the second
playoff hole. Leishman advanced.

Brett Wetterich (0-1)

- 2007 R1: lost to Chris DiMarco, 4 and 3

Bernd Wiesberger (4-7-2)

- 2014 R1: lost to Matt Kuchar, 3 and 2
2015 G1: lost to Jamie Donaldson, 1-down
G2: beat Sergio Garcia, 21 holes
G3: lost to Tommy Fleetwood, 21 holes

- 2016 G1: lost to Andy Sullivan, 3 and 2
G2: lost to Louis Oosthuizen, 2 and 1
G3: halved with Matt Jones
2017 G1: beat Francesco Molinari, 2-up
G2: lost to Alex Noren, 3 and 2
G3: beat Thongchai Jaidee, 1-up
2018 G1: beat Dustin Johnson, 3 and 1
G2: lost to Kevin Kisner, 5 and 4
G3: halved with Adam Hadwin

Danny Willett (8-4-1)

- 2015 G1: beat Ryan Moore, 3 and 2
G2: beat Patrick Reed, 2 and 1
G3: beat Andy Sullivan, 1-up
R4: beat Lee Westwood, 3 and 2
QF: beat Tommy Fleetwood, 4 and 3
SF: lost to Gary Woodland, 3 and 2
Consolation: beat Jim Furyk, 3 and 2
2016 G1: halved with Jaco Van Zyl
G2: lost to Billy Horschel, 3 and 2
G3: beat Brooks Koepka, 4 and 3
2017 G1: lost to K.T. Kim, 4 and 2
G2: lost to Bill Haas, 6 and 5
G3: beat Russell Knox, 4 and 2

Mark Wilson (6-2)

- 2011 R1: beat Dustin Johnson, 19 holes
R2: lost to Bubba Watson, 6 and 5
2012 R1: beat Bo Van Pelt, 3 and 2
R2: beat Robert Rock, 3 and 2
R3: beat Dustin Johnson, 4 and 3
QF: beat Peter Hanson, 4 and 3
SF: lost to Hunter Mahan, 2 and 1
CON: beat Lee Westwood, 1-up

Oliver Wilson (5-2)

- 2009 R1: beat to K.J. Choi, 3 and 1
R2: beat Anthony Kim, 2 and 1
R3: lost to Justin Leonard, 19 holes
2010 R1: beat Miguel Angel Jimenez, 3 and 2
R2: beat Rory McIlroy, 20 holes
R3: beat Luke Donald, 20 holes
QF: lost to Sergio Garcia, 4 and 3

Chris Wood (1-7-0)

- 2010 R1: lost to Lee Westwood, 3 and 1
2013 R1: lost to Bubba Watson, 2 and 1
2016 G1: lost to Bill Haas, 2 and 1
G2: lost to Adam Scott, 3 and 2
G3: lost to Thomas Pieters, 3 and 2
2017 G1: lost to Justin Thomas, 2 and 1
G2: lost to Matthew Fitzpatrick, 4 and 2
G3: beat Kevin Na, 2 and 1

Dell Technologies Match Play Records (cont.)

Gary Woodland (8-6-1)

- 2012 R1: lost to Charl Schwartzel, 4 and 2
2014 R1: lost to Graeme McDowell, 19 holes
2015 G1: beat Jimmy Walker, 19 holes
G2: beat Ian Poulter, 3 and 2
G3: beat Webb Simpson, 1-up
R4: beat Marc Leishman, 2 and 1
QF: beat John Senden, 5 and 3
SF: beat Danny Willett, 3 and 2
Championship: lost to Rory McIlroy, 4 and 2
2017 G1: beat Emiliano Grillo, 3 and 2
G2: lost to Rory McIlroy, Concession (WD)
G3: lost to Soren Kjeldsen, Concession (WD)
2018 G1: halved with Webb Simpson
G2: lost to Si Woo Kim, 5 and 3
G3: beat Pat Perez, 1-up

Tiger Woods (33-10)

- 1999 R1: beat Nick Faldo, 4 and 3
R2: beat Bob Tway, 1-up
R3: beat Stewart Cink, 2 and 1
QF: lost to Jeff Maggert, 2 and 1
2000 R1: beat Michael Campbell, 5 and 4
R2: beat Retief Goosen, 1-up
R3: beat Shigeki Maruyama, 4 and 3
QF: beat Paul Lawrie, 1-up
SF: beat Davis Love III, 3 and 2
Championship: lost to Darren Clarke, 4 and 3
2002 R1: lost to Peter O'Malley, 2 and 1
2003 R1: beat Carl Pettersson, 2 and 1
R2: beat K.J. Choi, 5 and 3
R3: beat Stephen Leaney, 7 and 6
QF: beat Scott Hoch, 5 and 4
SF: beat Adam Scott, 19 holes
Championship: beat David Toms, 2 and 1
2004 R1: beat John Rollins, 1-up
R2: beat Trevor Immelman, 5 and 4
R3: beat Fredrik Jacobson, 5 and 4
QF: beat Pdraig Harrington, 2 and 1
SF: beat Stephen Leaney, 2 and 1
Championship: beat Davis Love III, 3 and 2
2005 R1: beat Nick Price, 4 and 3
R2: lost Nick O'Hern, 3 and 1
2006 R1: beat Stephen Ames, 9 and 8
R2: beat Robert Allenby, 1-up
R3: lost to Chad Campbell, 1-down
2007 R1: beat J.J. Henry, 3 and 2
R2: beat Tim Clark, 5 and 4
R3: lost to Nick O'Hern, 20 holes
2008 R1: beat J.B. Holmes, 1-up
R2: beat Arron Oberholser, 3 and 2
R3: beat Aaron Baddeley, 20 holes
QF: beat K.J. Choi, 3 and 2
SF: beat Henrik Stenson, 2-up
Championship: beat Stewart Cink, 8 and 7

- 2009 R1: beat Brendan Jones, 3 and 2
R2: lost to Tim Clark, 4 and 3
2011 R1: lost to Thomas Bjorn, 19 holes
2012 R1: beat Gonzalo Fernandez-Castano, 1-up
R2: lost to Nick Watney, 1-down
2013 R1: lost to Charles Howell III, 2 and 1

Ian Woosnam (0-1)

- 1999 R1: lost to Scott Hoch, 3 and 2

Y.E. Yang (5-4)

- 2007 R1: lost to Rod Pampling, 5 and 4
2010 R1: beat Soren Kjeldsen, 2 and 1
R2: lost to Ben Crane, 3 and 2
2011 R1: beat Alvaro Quiros, 20 holes
R2: beat Stewart Cink, 4 and 3
R3: beat Graeme McDowell, 3 and 2
QF: lost to Matt Kuchar, 2 and 1
2012 R1: beat Graeme McDowell, 2 and 1
R2: lost to Hunter Mahan, 5 and 3

Player Seeds

Robert Allenby

2001	15
2002	22
2003	15
2004	14
2005	44
2006	32
2007	33
2008	52
2009	30
2010	12
2011	28

Stephen Ames

2005	19
2006	64
2007	39
2008	27
2009	39
2010	59

Byeong Hun An

2016	27
2017	45

Billy Andrade

2002	51
------	----

Kiradech Aphibarnrat

2014	64
2016	39
2018	28

Stuart Appleby

1999	31
2000	26
2001	14
2002	48
2003	27
2004	11
2005	10
2006	24
2007	20
2008	31
2009	46

Woody Austin

2008	37
------	----

Paul Azinger

1999	58
2000	46
2002	25

Aaron Baddeley

2007	40
2008	17
2009	42
2012	37

Sangmoon Bae

2012	42
------	----

Briny Baird

2004	62
------	----

Daniel Berger

2016	53
2017	35
2018	26

Rich Beem

2003	23
2004	61

Thomas Bjorn

1999	47
2000	35
2003	46
2004	16
2005	26
2007	53
2011	62
2012	24
2013	47
2014	23

Jonas Blixt

2014	43
------	----

Keegan Bradley

2012	18
2013	13
2014	22
2015	33
2018	63

Michael Bradley

1999	62
------	----

Paul Broadhurst

2006	62
------	----

Olin Browne

2000	61
------	----

Bart Bryant

2006	28
2007	37

Jonathan Byrd

2008	61
2011	58
2012	52

Angel Cabrera

2000	63
2002	33
2003	22
2005	30
2006	15
2007	31
2008	14
2009	60
2010	24

Rafa Cabrera Bello

2012	58
2013	58
2016	52
2017	22
2018	17

Mark Calcavecchia

1999	22
2000	57
2002	23
2006	58
2008	48

Chad Campbell

2004	15
2005	20
2006	17
2007	34
2010	51

Michael Campbell

2000	64
2001	5
2002	24
2003	18
2004	43
2006	13
2007	29

Patrick Cantlay

2018	30
------	----

Paul Casey

2003	58
2004	25
2005	35
2006	49
2007	14
2008	25

2009	23
2010	6
2011	6
2015	36
2016	25
2017	12
2018	10

Alex Cejka

2003	54
2004	42
2005	59

Greg Chalmers

2001	61
2012	61

Kevin Chappell

2017	38
2018	33

K.J. Choi

2003	32
2004	20
2005	25
2006	33
2007	24
2008	9
2009	22
2011	49
2012	16
2013	60

Daniel Chopra

2008	62
------	----

Stewart Cink

1999	48
2000	33
2001	6
2002	29
2003	45
2005	8
2006	29
2007	23
2008	23
2009	21
2010	19
2011	53

Player Seeds (cont.)

Tim Clark

2003	39
2005	28
2006	26
2007	32
2008	34
2009	32
2010	36
2013	59

Darren Clarke

1999	15
2000	19
2002	12
2003	26
2004	10
2005	12
2006	19
2007	52
2012	51

Jose Coceres

2001	20
------	----

George Coetzee

2012	63
2013	39
2014	56
2015	59

Nicolas Colsaerts

2012	62
2013	37

Andrew Coltart

2001	41
------	----

John Cook

1999	37
2002	63
2003	57

Fred Couples

1999	13
2000	23
2004	35
2005	36
2006	27

Ben Crane

2006	35
2007	50
2010	58
2011	39
2012	45

Ben Curtis

2004	38
2009	29

John Daly

2002	38
2005	48
2006	31

Brian Davis

2004	51
------	----

Glen Day

1999	44
2000	30
2001	53

Jason Day

2011	38
2012	7
2013	41
2014	8
2015	7
2016	2
2017	3
2018	8

Graham DeLaet

2014	24
------	----

Chris DiMarco

2001	38
2002	10
2003	9
2004	22
2005	16
2006	7
2007	21

Luke Donald

2005	18
2006	14
2007	8
2008	19
2009	36
2010	21
2011	9
2012	1
2013	3
2014	18

Jamie Donaldson

2013	27
2014	25
2015	30
2016	51

Nick Dougherty

2008	46
------	----

Bradley Dredge

2007	60
2008	57

Victor Dubuisson

2014	27
2015	21
2016	39

Jason Dufner

2012	32
2013	10
2014	15
2015	53
2016	58
2017	59
2018	42

Scott Dunlap

2001	43
------	----

Joe Durant

2002	35
2007	27

David Duval

1999	2
2000	2
2002	3
2003	28

Simon Dyson

2010	51
2012	26

Johan Edfors

2007	46
------	----

Steve Elkington

1999	14
2000	29
2006	53

Ernie Els

1999	7
2000	5
2001	1
2002	5
2003	2
2006	4
2007	5
2008	4

2009	13
2010	15
2011	11
2012	64
2013	19
2014	31

Harris English

2014	36
2015	55

Bob Estes

1999	38
2000	28
2001	35
2002	17
2003	17
2004	41

Matt Every

2015	40
------	----

Nick Faldo

1999	64
------	----

Niclas Fasth

2002	41
2003	45
2004	57
2006	54
2007	38
2008	23

Brad Faxon

1999	40
2001	45
2002	47
2003	35
2004	26

Gonzalo-Fdez-Castano

2012	46
2013	31
2014	35

Tony Finau

2018	29
------	----

Ross Fisher

2009	35
2010	17
2011	37
2017	47
2018	27

Player Seeds (cont.)

Matthew Fitzpatrick

2016	42
2017	27
2018	31

Tommy Fleetwood

2015	54
2017	29
2018	9

Steve Flesch

2001	19
2002	54
2004	39
2005	41

Rickie Fowler

2011	29
2012	36
2013	32
2014	53
2015	13
2016	5

Carlos Franco

1999	43
2000	18

Marcus Fraser

2013	52
2016	60

Dylan Frittelli

2018	41
------	----

Hiroyuki Fujita

2011	50
2013	44

Pierre Fulke

2001	21
2002	46

Fred Funk

1999	41
2000	49
2001	44
2003	33
2004	36
2005	57
2006	45

Jim Furyk

1999	11
2000	13

2002	14
------	----

2003	10
------	----

2005	23
------	----

2006	6
------	---

2007	2
------	---

2008	6
------	---

2009	14
------	----

2010	3
------	---

2011	10
------	----

2012	56
------	----

2013	25
------	----

2014	20
------	----

2015	5
------	---

2017	51
------	----

Stephen Gallacher

2013	54
------	----

2014	34
------	----

2015	41
------	----

Sergio Garcia

2000	15
------	----

2002	4
------	---

2003	5
------	---

2004	34
------	----

2005	6
------	---

2007	13
------	----

2008	12
------	----

2009	2
------	---

2010	13
------	----

2012	15
------	----

2013	12
------	----

2014	6
------	---

2015	10
------	----

2016	13
------	----

2017	7
------	---

2018	7
------	---

Robert Garrigus

2013	36
------	----

Brian Gay

2010	54
------	----

Brent Geiberger

2000	44
------	----

2001	42
------	----

Bill Glasson

1999	34
------	----

Lucas Glover

2006	56
------	----

2007	49
------	----

2010	20
------	----

Matt Gogel

2002	53
------	----

Mathew Goggin

2009	55
------	----

Fabian Gomez

2016	57
------	----

Retief Goosen

2000	32
------	----

2001	17
------	----

2002	7
------	---

2003	4
------	---

2004	5
------	---

2005	4
------	---

2006	3
------	---

2007	6
------	---

2008	29
------	----

2009	33
------	----

2010	18
------	----

2011	16
------	----

2012	48
------	----

Paul Goydos

2007	43
------	----

Branden Grace

2013	29
------	----

2014	44
------	----

2015	38
------	----

2016	11
------	----

2017	15
------	----

2018	23
------	----

Richard Green

2005	51
------	----

2006	51
------	----

2007	61
------	----

2008	42
------	----

Emiliano Grillo

2016	33
------	----

2017	26
------	----

Mathias Gronberg

2001	60
------	----

Bill Haas

2011	46
------	----

2012	11
------	----

2013	28
------	----

2014	28
------	----

2015	23
------	----

2016	30
------	----

2017	42
------	----

Jay Haas

2003	61
------	----

2004	18
------	----

2005	33
------	----

Adam Hadwin

2018	38
------	----

Joakim Haeggman

2005	55
------	----

James Hahn

2018	56
------	----

Todd Hamilton

2005	21
------	----

Anders Hansen

2008	51
------	----

2009	51
------	----

2010	45
------	----

2011	13
------	----

2012	34
------	----

2013	66
------	----

Soren Hansen

2008	41
------	----

2009	52
------	----

2010	47
------	----

Peter Hanson

2008	55
------	----

2009	58
------	----

2010	53
------	----

2011	36
------	----

2012	33
------	----

2013	18
------	----

2014	60
------	----

Brian Harman

2018	18
------	----

Padraig Harrington

2000	55
------	----

2001	10
------	----

2002	11
------	----

2003	8
------	---

2004	9
------	---

2005	7
------	---

2006	18
------	----

2007	10
------	----

2008	11
------	----

2009	3
------	---

2010	8
------	---

2011	35
------	----

2013	48
------	----

Player Seeds (cont.)

Dudley Hart

1999	52
2000	34
2001	18

Tyrell Hatton

2017	10
2018	12

Russell Henley

2013	56
2015	45
2018	51

J.J. Henry

2007	64
------	----

Mark Hensby

2005	46
2006	42

Tim Herron

2000	31
2001	34
2004	50
2005	49
2006	48

Scott Hoch

1999	20
2000	39
2001	21
2003	25
2004	49

Charley Hoffman

2011	56
2015	49
2016	56
2018	22

J.B. Holmes

2008	64
2011	22*
2015	12
2016	21
2017	31

Billy Horschel

2014	40
2015	18
2016	40

Charles Howell III

2002	36
2003	20
2004	27

2005	34
2006	60
2007	45
2008	38
2013	63
2017	61
2018	59

David Howell

2005	43
2006	12
2007	17

John Huston

1999	27
2000	17
2001	8
2003	41
2004	60

Yuta Ikeda

2010	34
2011	42
2017	37
2018	47

Mikko Ilonen

2014	54
2015	62

Trevor Immelman

2003	50
2004	32
2005	54
2007	12
2009	25

Ryo Ishikawa

2010	32
2011	40
2012	54

Toshi Izawa

2001	28
2002	19
2003	56
2004	56

Frederik Jacobson

2004	17
2005	45
2012	35
2013	45

Thongchai Jaidee

2010	48
------	----

2013	53
2014	48
2015	44
2016	36
2017	57

Lee Janzen

1999	21
2000	38
2002	61

Miguel Angel Jimenez

1999	55
2000	21
2004	46
2005	13
2006	34
2007	57
2008	42
2009	24
2010	28
2011	23
2012	50
2014	37
2015	63

Brandt Jobe

1999	36
2000	58
2006	40

Per-Ulrik Johansson

2001	46
------	----

Dustin Johnson

2009	45
2010	42
2011	14
2012	9
2013	24
2014	5
2015	8
2016	8
2017	1
2018	1

Zach Johnson

2005	47
2006	59
2007	56
2008	16
2009	28
2010	22
2011	31
2012	44
2013	24

2014	3
2015	24
2016	14
2017	44
2018	54

Brendan Jones

2008	60
2009	64
2011	61

Matt Jones

2015	58
2016	61

Steve Jones

1999	51
------	----

Robert Karlsson

2003	62
2007	26
2008	40
2009	7
2010	16
2011	15
2012	30

Shingo Katayama

2002	31
2003	53
2004	63
2005	64
2007	25
2008	45
2009	40

Smylie Kaufman

2016	46
------	----

Jothan Kaye

2001	52
2004	12
2005	32

Martin Kaymer

2008	21
2009	19
2010	4
2011	2
2012	4
2013	26
2014	46
2015	17
2016	44
2017	41

Player Seeds (cont.)

Jerry Kelly

2002	42
2003	19
2004	31
2005	38
2008	54

Skip Kendall

2001	47
------	----

Anthony Kim

2009	11
2010	25
2011	33

K.T. Kim

2011	27
2012	31
2017	64

Si Woo Kim

2017	63
2018	50

Kevin Kisner

2016	20
2017	34
2018	32

Chris Kirk

2014	45
2015	25
2016	54

Patton Kizzire

2016	63
2018	48

Soren Kjeldsen

2009	61
2010	39
2016	43
2017	62

Russell Knox

2016	32
2017	17

Satoshi Kodaira

2018	40
------	----

Brooks Koepka

2015	19
2016	18
2017	20

Greg Kraft

2001	64
------	----

Matt Kuchar

2010	40
2011	13
2012	13
2013	21
2014	7
2015	14
2016	28
2017	16
2018	16

Anirban Lahiri

2015	34
2016	48

Martin Laird

2011	41
2012	38

Bernhard Langer

1999	25
2000	60
2001	33
2002	15
2003	21
2006	61

Franklin Langham

2001	31
------	----

Pablo Larrazabal

2014	55
------	----

Paul Lawrie

2000	41
2001	27
2002	52
2003	52
2012	43
2013	30

Stephen Leaney

1999	63
2003	48
2004	29
2005	61

Danny Lee

2016	34
------	----

Tom Lehman

1999	19
------	----

2000	12
------	----

2001	4
------	---

2002	28
------	----

2003	40
------	----

2005	40
------	----

2006	41
------	----

Marc Leishman

2014	59
------	----

2015	56
------	----

2016	25
------	----

2017	28
------	----

2018	11
------	----

Justin Leonard

1999	10
------	----

2000	16
------	----

2001	7
------	---

2002	39
------	----

2003	16
------	----

2004	23
------	----

2005	17
------	----

2006	30
------	----

2008	50
------	----

2009	27
------	----

2010	56
------	----

Thomas Levet

2005	50
------	----

Alexander Levy

2015	52
------	----

2018	55
------	----

Haotong Li

2018	34
------	----

Frank Lickliter III

2002	49
------	----

Lin Wen-Tang

2009	54
------	----

David Lingmerth

2016	38
------	----

Luke List

2018	60
------	----

Peter Lonard

2003	31
------	----

2004	28
------	----

2005	29
------	----

2006	50
------	----

Davis Love III

1999	4
------	---

2000	4
------	---

2002	8
------	---

2003	7
------	---

2004	3
------	---

2005	9
------	---

2006	23
------	----

2007	15
------	----

2009	59
------	----

Steve Lowery

2001	48
------	----

2002	44
------	----

2003	42
------	----

Shane Lowry

2013	64
------	----

2015	47
------	----

2016	24
------	----

2017	53
------	----

David Lynn

2013	50
------	----

2014	49
------	----

Joost Luiten

2014	39
------	----

2015	43
------	----

2017	60
------	----

Andrew Magee

1999	50
------	----

2000	53
------	----

Jeff Maggert

1999	24
------	----

2000	20
------	----

2005	58
------	----

Hunter Mahan

2008	35
------	----

2009	48
------	----

2010	30
------	----

2011	18
------	----

2012	21
------	----

2013	23
------	----

2014	30
------	----

2015	31
------	----

Matteo Manassero

2011	57
------	----

2012	59
------	----

2013	42
------	----

2014	47
------	----

Player Seeds (cont.)

Prayad Marksaeng

2009 53

Ben Martin

2015 61

Shigeki Maruyama

1999 42

2000 48

2001 22

2003 29

2004 33

2005 22

2006 46

Hideki Matsuyama

2014 19

2015 16

2016 12

2017 4

2018 5

Len Mattiace

2003 55

Bob May

2001 11

Billy Mayfair

1999 35

2000 56

2002 58

Scott McCarron

2002 45

2003 36

Graeme McDowell

2005 53

2006 63

2009 37

2010 44

2011 5

2012 12

2013 17

2014 14

2015 32

2016 62

Paul McGinley

2001 39

2002 30

2006 22

William McGirt

2017 48

Ross McGowan

2010 64

Rory McIlroy

2009 16

2010 5

2011 7

2012 2

2013 1

2014 4

2015 1

2016 3

2017 2

2018 6

Mark McNulty

2001 59

Rocco Mediate

1999 57

2000 52

2002 27

2003 12

2004 37

Shaun Micheel

2004 40

2007 62

Phil Mickelson

1999 12

2000 9

2002 2

2003 3

2004 6

2005 3

2006 5

2007 4

2008 2

2009 5

2011 4

2016 17

2017 14

2018 14

Frankie Minoza

1999 56

Hirofumi Miyase

2001 56

Yusaku Miyazoto

2018 53

Edoardo Molinari

2010 46

2011 24

Francesco Molinari

2010 43

2011 17

2012 41

2013 34

2014 42

2015 64

2017 25

2018 21

Colin Montgomerie

1999 6

2000 3

2002 20

2003 11

2004 52

2006 11

2007 19

2008 59

Ryan Moore

2010 50

2011 48

2013 40

2014 26

2015 28

2016 45

2017 32

Kevin Na

2010 60

2012 60

2015 20

2016 26

2017 46

2018 61

Seung-yul Noh

2011 63

Alex Noren

2010 55

2013 49

2017 8

2018 13

Greg Norman

1999 28

2000 51

Arron Oberholser

2006 39

2007 47

2008 33

Geoff Ogilvy

2006 52

2007 11

2008 15

2009 8

2010 10

2011 30

2012 47

Sean O'Hair

2006 38

2009 47

2010 14

2011 47

Nick O'Hern

2001 63

2005 31

2006 20

2007 16

2008 39

Jose Maria Olazabal

1999 30

2000 25

2002 26

2003 49

2006 25

2007 22

Thorbjorn Olesen

2013 38

2014 57

2016 64

Peter O'Malley

2002 64

Mark O'Meara

1999 3

2000 14

Louis Oosthuizen

2009 49

2011 20

2012 28

2013 4

2014 32

2015 29

2016 16

2017 23

2018 25

Player Seeds (cont.)

Gary Orr	
2001	26

Jeff Overton	
2011	54

Joe Ozaki	
1999	53
2000	42
2001	29

Ryan Palmer	
2011	55
2015	22

Rod Pampling	
2005	52
2006	47
2007	35
2008	58
2009	56

Jesper Parnevik	
1999	16
2000	10
2002	40

Craig Parry	
1999	49
2000	40
2001	40
2003	30
2005	37
2006	

Steve Pate	
1999	61
2000	37
2001	37

Dennis Paulson	
2000	62
2001	25

Pat Perez	
2008	63
2009	62
2017	56
2018	15

Chris Perry	
2000	24
2001	13

Kenny Perry	
2001	51
2002	18
2003	34

2004	7
2005	15
2006	10
2009	10
2010	11

Carl Pettersson	
2003	64
2006	55
2007	41
2013	33

Scott Piercy	
2013	35
2014	63
2016	47
2017	39

Thomas Pieters	
2016	55
2017	30
2018	39

Ian Poulter	
2004	44
2005	42
2006	57
2007	28
2008	24
2009	31
2010	9
2011	12
2012	23
2013	11
2014	12
2015	27
2018	58

Nick Price	
1999	9
2000	8
2002	32
2003	13
2004	13
2005	63

Phillip Price	
2001	24
2002	57
2004	48

Brett Quigley	
2007	63

Alaro Quiros	
2009	26
2010	27
2011	21
2012	27

Jon Rahm	
2017	21
2018	3

Richie Ramsay	
2013	61

Chez Reavie	
2018	43

Patrick Reed	
2014	41
2015	15
2016	9
2017	9
2018	19

Chris Riley	
2003	38
2004	21
2005	56

Loren Roberts	
1999	39
2000	50
2003	51
2004	47
2005	62

Robert Rock	
2012	57

John Rollins	
2004	64
2007	58

Andres Romero	
2008	36
2009	38

Eduardo Romero	
1999	60
2003	24
2004	55

Justin Rose	
2003	37
2004	54
2007	36

2008	7
2009	15
2011	34
2012	22
2013	5
2014	2
2015	6
2016	7

Rory Sabbatini	
2002	59
2005	39
2006	31
2007	48
2008	8
2009	41
2010	49

Nobuhito Sato	
2001	50

Tom Scherrer	
2001	54

Xander Schauffele	
2018	20

Charl Schwartzel	
2009	63
2010	35
2011	25
2012	10
2013	9
2014	13
2015	37
2016	19
2017	24
2018	49

Adam Scott	
2002	50
2003	44
2004	19
2005	11
2006	9
2007	3
2008	5
2009	18
2010	41
2011	26
2012	8
2013	6
2015	9
2016	6

Player Seeds (cont.)

John Senden

2008	53
2012	39
2013	43
2015	60

Shubhankar Sharma

2018	62
------	----

Marcel Siem

2013	62
------	----

Michael Sim

2010	33
------	----

Webb Simpson

2012	6
2013	15
2014	17
2015	46
2017	58
2018	37

Jeev Milkha Singh

2007	42
2009	34
2010	57

Vijay Singh

1999	8
2000	6
2001	3
2002	9
2004	2
2005	1
2006	2
2007	7
2008	10
2009	4
2010	29

Patrik Sjoland

1999	54
2001	58

Heath Slocum

2011	60
------	----

Jeff Sluman

1999	29
2000	36
2001	36
2002	60
2003	47
2004	58

Cameron Smith

2018	46
------	----

Brandt Snedeker

2008	47
2012	17
2014	16
2015	35
2016	15
2017	19

Jordan Spieth

2014	10
2015	2
2016	1
2017	5
2018	4

Craig Stadler

1999	59
2001	57

Stadler

2014	52
------	----

Scott Stallings

2014	50
------	----

Kyle Stanley

2012	49
2018	45

Brendan Steele

2017	50
2018	36

Henrik Stenson

2006	16
2007	9
2008	13
2009	6
2010	7
2011	64
2013	51
2014	1
2015	3

Richard Sterne

2008	30
2009	44
2013	55
2014	62

Payne Stewart

1999	17
------	----

Robert Streb

2016	49
------	----

Kevin Streelman

2014	38
------	----

Steve Stricker

1999	23
2000	27
2001	55
2002	55
2007	54
2008	3
2009	20
2010	1
2011	8
2012	5
2013	14
2014	9

Andy Sullivan

2016	29
2017	52

Julian Suri

2018	64
------	----

Kevin Sutherland

2001	62
2002	62
2003	60
2009	57

Hal Sutton

1999	26
2000	11
2001	2
2002	37

Hidemichi Tanaka

2001	32
------	----

Toru Taniguchi

2001	30
2002	56
2008	28

Hideto Tanihara

2017	54
------	----

Phil Tataurangi

2003	63
------	----

Justin Thomas

2016	31
2017	6
2018	2

Brendon Todd

2015	42
------	----

David Toms

2000	22
2001	9
2002	6
2003	6
2004	8
2005	14
2006	8
2007	18
2008	49
2010	52
2012	29
2013	46

Kirk Triplett

2001	12
2002	43
2005	60

Ted Tryba

2000	54
------	----

Bob Tway

1999	33
2000	45
2004	30

Peter Uihlein

2018	57
------	----

Bo Van Pelt

2011	45
2012	25
2013	22

Jean Van de Velde

2001	49
------	----

Jaco Van Zyl

2016	50
------	----

Jhonattan Vegas

2017	55
2018	44

Scott Verplank

1999	46
2001	23
2002	16

Player Seeds (cont.)

2003	43
2004	24
2005	27
2006	21
2007	59
2008	26
2010	62

Camilo Villegas

2008	56
2009	9
2010	23
2011	43

Duffy Waldorf

2000	59
2001	16
2004	53

Jimmy Walker

2014	21
2015	11
2016	22
2017	18

Jeunghung Wang

2017	40
------	----

Marc Warren

2015	51
------	----

Nick Watney

2010	31
2011	32
2012	14
2013	19
2014	33

Bubba Watson

2011	19
2012	20
2013	2
2013	8
2014	11
2015	4
2016	4
2017	13
2018	35

Tom Watson

1999	32
------	----

Brian Watts

1999	18
2000	43

Boo Weekley

2008	44
2009	50
2014	61

Mike Weir

2000	47
2002	13
2003	14
2004	4
2005	5
2006	36
2007	51
2008	32
2009	17
2010	38

Lee Westwood

1999	5
2000	7
2002	34
2004	59
2005	24
2006	44
2007	55
2008	18
2009	12
2010	2
2011	1
2012	3
2013	7
2014	29
2015	26
2016	59
2017	43

Brett Wetterich

2007	44
------	----

Bernd Wiesberger

2013	65
2014	58
2015	39
2016	35
2017	36
2018	52

Danny Willett

2015	48
2016	10
2017	11

Mark Wilson

2011	51
2012	40

Oliver Wilson

2009	43
2010	37

Chris Wood

2010	63
2013	57
2016	41
2017	49

Gary Woodland

2012	55
2014	51
2015	50
2017	33
2018	24

Tiger Woods

1999	1
2000	1
2002	1
2003	1
2004	1
2005	2
2006	1
2007	1
2008	1
2009	1
2011	3
2012	19
2013	2

Ian Woosnam

1999	45
------	----

Yang Yong-Eun

2007	30
2010	26
2011	44
2012	53

Dell Technologies Match Play Top-50 Money Leaders

Name	Events	Earnings	Name	Events	Earnings	Name	Events	Earnings
1 Tiger Woods	13	\$4,898,500.00	18 Steve Stricker	12	\$1,920,500.00	35 Miguel Angel Jiménez	13	\$1,121,500.00
2 Jason Day	8	4,164,384.62	19 Jim Furyk	16	1,775,000.00	36 Jon Rahm	2	1,099,214.29
3 Geoff Ogilvy	7	3,820,000.00	20 Sergio Garcia	16	1,745,400.00	37 Rickie Fowler	6	1,074,000.00
4 Rory McIlroy	10	3,694,500.00	21 Ernie Els	14	1,686,000.00	38 Graeme McDowell	10	1,062,384.62
5 Ian Poulter	13	3,477,500.00	22 Martin Kaymer	10	1,659,707.69	39 Jeff Maggert	3	1,060,000.00
6 Matt Kuchar	9	3,065,500.00	23 Phil Mickelson	14	1,599,316.67	40 Pádraig Harrington	13	1,048,500.00
7 Hunter Mahan	8	2,943,000.00	24 Lee Westwood	17	1,590,307.69	41 Victor Dubuisson	3	1,018,384.62
8 Paul Casey	13	2,912,916.67	25 Retief Goosen	13	1,555,000.00	42 Chad Campbell	5	1,000,000.00
9 Bubba Watson	8	2,895,323.53	26 Zach Johnson	14	1,510,323.53	43 Ross Fisher	5	993,500.00
10 David Toms	12	2,821,000.00	27 Adam Scott	14	1,504,884.62	44 Charl Schwartzel	10	969,707.69
11 Dustin Johnson	10	2,455,073.53	28 Kevin Kisner	3	1,228,307.69	45 Rafa Cabrera Bello	5	959,807.70
12 Stewart Cink	12	2,397,500.00	29 Chris DiMarco	7	1,190,000.00	46 Vijay Singh	11	955,000.00
13 Henrik Stenson	9	2,353,500.00	30 Kevin Sutherland	4	1,165,000.00	47 Justin Rose	11	935,323.53
14 Luke Donald	10	2,299,000.00	31 Gary Woodland	5	1,163,928.57	48 Tom Lehman	7	890,000.00
15 Davis Love III	9	2,150,000.00	32 Justin Leonard	11	1,157,500.00	49 Ryan Moore	7	873,384.62
16 Louis Oosthuizen	9	2,120,307.69	33 Bill Haas	7	1,150,823.53	50 Trevor Immelman	6	850,000.00
17 Darren Clarke	9	1,937,500.00	34 Alex Noren	4	1,134,000.00			

Seeds by the Number

1

Luke Donald (2012)
Ernie Els (2001)
Dustin Johnson (2017)
Dustin Johnson (2018)
Rory McIlroy (2013)
Rory McIlroy (2015)
Vijay Singh (2005)
Jordan Spieth (2016)
Henrik Stenson (2014)
Steve Stricker (2010)
Lee Westwood (2011)
Tiger Woods (1999)
Tiger Woods (2000)
Tiger Woods (2002)
Tiger Woods (2003)
Tiger Woods (2004)
Tiger Woods (2006)
Tiger Woods (2007)
Tiger Woods (2008)
Tiger Woods (2009)

2

Jason Day (2016)
David Duval (1999)
David Duval (2000)
Ernie Els (2003)
Jim Furyk (2007)
Sergio Garcia (2009)
Martin Kaymer (2011)
Rory McIlroy (2012)
Rory McIlroy (2017)
Phil Mickelson (2002)
Phil Mickelson (2008)
Justin Rose (2014)
Vijay Singh (2004)
Vijay Singh (2006)
Jordan Spieth (2015)
Hal Sutton (2001)
Justin Thomas (2018)
Lee Westwood (2010)
Tiger Woods (2013)
Tiger Woods (2005)

3

Jason Day (2017)
Luke Donald (2013)
David Duval (2002)
Jim Furyk (2010)
Retief Goosen (2006)
Padraig Harrington (2009)
Zach Johnson (2014)

Davis Love III (2004)
Rory McIlroy (2016)
Phil Mickelson (2003)
Phil Mickelson (2005)
Colin Montgomerie (2000)
Mark O'Meara (1999)
Jon Rahm (2018)
Adam Scott (2007)
Vijay Singh (2001)
Henrik Stenson (2015)
Steve Stricker (2008)
Lee Westwood (2012)
Tiger Woods (2011)

4

Ernie Els (2006)
Ernie Els (2008)
Sergio Garcia (2002)
Retief Goosen (2003)
Retief Goosen (2005)
Tom Lehman (2001)
Martin Kaymer (2010)
Martin Kaymer (2012)
Davis Love III (1999)
Davis Love III (2000)
Hideki Matsuyama (2017)
Rory McIlroy (2014)
Phil Mickelson (2007)
Phil Mickelson (2011)
Louis Oosthuizen (2013)
Vijay Singh (2009)
Jordan Spieth (2018)
Bubba Watson (2015)
Bubba Watson (2016)
Mike Weir (2004)

5

Michael Campbell (2001)
Ernie Els (2000)
Ernie Els (2002)
Ernie Els (2007)
Jim Furyk (2015)
Rickie Fowler (2016)
Sergio Garcia (2003)
Retief Goosen (2004)
Dustin Johnson (2014)
Graeme McDowell (2011)
Rory McIlroy (2010)
Phil Mickelson (2006)
Phil Mickelson (2009)
Hideki Matsuyama (2018)
Justin Rose (2013)

Adam Scott (2008)
Jordan Spieth (2017)
Steve Stricker (2012)
Mike Weir (2005)
Lee Westwood (1999)

6

Paul Casey (2010)
Paul Casey (2011)
Stewart Cink (2001)
Jim Furyk (2006)
Jim Furyk (2008)
Sergio Garcia (2005)
Sergio Garcia (2014)
Retief Goosen (2007)
Rory McIlroy (2018)
Phil Mickelson (2004)
Colin Montgomerie (1999)
Justin Rose (2015)
Adam Scott (2013)
Adam Scott (2016)
Webb Simpson (2012)
Vijay Singh (2000)
Henrik Stenson (2009)
Justin Thomas (2017)
David Toms (2002)
David Toms (2003)

7

Jason Day (2012)
Jason Day (2015)
Chris DiMarco (2006)
Ernie Els (1999)
Sergio Garcia (2018)
Sergio Garcia (2017)
Retief Goosen (2002)
Padraig Harrington (2005)
Robert Karlsson (2009)
Matt Kuchar (2014)
Justin Leonard (2001)
Davis Love III (2003)
Rory McIlroy (2011)
Kenny Perry (2004)
Justin Rose (2008)
Justin Rose (2016)
Vijay Singh (2007)
Henrik Stenson (2010)
Lee Westwood (2000)
Lee Westwood (2013)

Seeds by the Number (cont.)

8

Stewart Cink (2005)
Jason Day (2018)
Jason Day (2014)
Luke Donald (2007)
Padraig Harrington (2003)
Padraig Harrington (2010)
John Huston (2001)
Dustin Johnson (2015)
Dustin Johnson (2016)
Davis Love III (2002)
Alex Noren (2017)
Geoff Ogilvy (2009)
Nick Price (2000)
Rory Sabbatini (2008)
Adam Scott (2012)
Vijay Singh (1999)
Steve Stricker (2011)
David Toms (2004)
David Toms (2006)
Bubba Watson (2013)

9

K.J. Choi (2008)
Chris DiMarco (2003)
Luke Donald (2011)
Tommy Fleetwood (2018)
Padraig Harrington (2004)
Dustin Johnson (2012)
Davis Love III (2005)
Phil Mickelson (2000)
Ian Poulter (2010)
Nick Price (1999)
Patrick Reed (2016)
Patrick Reed (2017)
Charl Schwartzel (2013)
Adam Scott (2006)
Adam Scott (2015)
Vijay Singh (2002)
Henrik Stenson (2007)
Steve Stricker (2014)
David Toms (2001)
Camilo Villegas (2009)

10

Stuart Appleby (2005)
Paul Casey (2018)
Darren Clarke (2004)
Jason Dufner (2013)
Chris DiMarco (2002)
Jim Furyk (2011)
Jim Furyk (2003)
Sergio Garcia (2015)
Padraig Harrington (2001)
Padraig Harrington (2007)
Tyrrell Hatton (2017)
Justin Leonard (1999)
Geoff Ogilvy (2010)
Jesper Parnevik (2000)
Kenny Perry (2006)
Kenny Perry (2009)
Charl Schwartzel (2012)
Vijay Singh (2008)
Jordan Spieth (2014)
Danny Willett (2016)

11

Stuart Appleby (2004)
Ernie Els (2011)
Jim Furyk (1999)
branden Grace (2016)
Bill Haas (2012)
Padraig Harrington (2002)
Padraig Harrington (2008)
Anthony Kim (2009)
Marc Leishman (2018)
Bob May (2001)
Colin Montgomerie (2003)
Colin Montgomerie (2006)
Kenny Perry (2010)
Ian Poulter (2013)
Geoff Ogilvy (2007)
Adam Scott (2005)
Hal Sutton (2000)
Jimmy Walker (2015)
Bubba Watson (2014)
Danny Willett (2017)

12

Robert Allenby (2010)
Paul Casey (2017)
Darren Clarke (2002)
Darren Clarke (2005)
Sergio Garcia (2008)
Sergio Garcia (2013)
Tyrrell Hatton (2018)
J.B. Holmes (2015)
David Howell (2006)
Trevor Immelman (2007)
Jonathan Kaye (2004)
Tom Lehman (2000)
Hideki Matsuyama (2016)
Graeme McDowell (2012)
Rocco Mediate (2003)
Phil Mickelson (1999)
Ian Poulter (2011)
Ian Poulter (2014)
Kirk Triplett (2001)
Lee Westwood (2009)

13

Keegan Bradley (2013)
Michael Campbell (2006)
Fred Couples (1999)
Ernie Els (2009)
Rickie Fowler (2015)
Jim Furyk (2000)
Sergio Garcia (2007)
Sergio Garcia (2010)
Sergio Garcia (2016)
Miguel Angel Jimenez (2005)
Matt Kuchar (2011)
Matt Kuchar (2012)
Alex Noren (2018)
Chris Perry (2001)
Nick Price (2003)
Nick Price (2003)
Charl Schwartzel (2014)
Henrik Stenson (2008)
Bubba Watson (2017)
Mike Weir (2002)

Seeds by the Number (cont.)

14

Robert Allenby (2004)
Stuart Appleby (2001)
Angel Cabrera (2008)
Paul Casey (2007)
Luke Donald (2006)
Steve Elkington (1999)
Jim Furyk (2002)
Jim Furyk (2009)
Matt Kuchar (2015)
Dustin Johnson (2011)
Zach Johnson (2016)
Graeme McDowell (2014)
Phil Mickelson (2017)
Phil Mickelson (2018)
Sean O'Hair (2010)
Mark O'Meara (2000)
Steve Stricker (2013)
David Toms (2005)
Nick Watney (2012)
Mike Weir (2003)

15

Robert Allenby (2001)
Robert Allenby (2003)
Angel Cabrera (2006)
Chad Campbell (2004)
Darren Clarke (1999)
Jason Dufner (2014)
Sergio Garcia (2000)
Sergio Garcia (2012)
Brendan Grace (2017)
Ernie Els (2010)
Robert Karlsson (2011)
Bernhard Langer (2002)
Davis Love III (2007)
Geoff Ogilvy (2008)
Pat Perez (2018)
Kenny Perry (2005)
Patrick Reed (2015)
Justin Rose (2009)
Webb Simpson (2013)
Brandt Snedeker (2016)

16

Thomas Bjorn (2004)
K.J. Choi (2012)
Chris DiMarco (2005)
Retief Goosen (2011)
Dustin Johnson (2013)
Zach Johnson (2008)
Robert Karlsson (2010)
Matt Kuchar (2017)
Matt Kuchar (2018)
Justin Leonard (2000)

Justin Leonard (2003)
Hideki Matsuyama (2015)
Rory McIlroy (2009)
Nick O'Hern (2007)
Louis Oosthuizen (2016)
Jesper Parnevik (1999)
Brandt Snedeker (2014)
Henrik Stenson (2006)
Scott Verplank (2002)
Duffy Waldorf (2001)

17

Aaron Baddeley (2008)
Rafa Cabrera Bello (2018)
Chad Campbell (2006)
Bob Estes (2002)
Bob Estes (2003)
Ross Fisher (2010)
Retief Goosen (2001)
David Howell (2007)
John Huston (2000)
Frederik Jacobson (2004)
Martin Kaymer (2015)
Russell Knox (2017)
Justin Leonard (2005)
Graeme McDowell (2013)
Phil Mickelson (2016)
Francesco Molinari (2011)
Webb Simpson (2014)
Brandt Snedeker (2012)
Payne Stewart (1999)
Mike Weir (2009)

18

Keegan Bradley (2012)
Michael Campbell (2003)
Luke Donald (2005)
Luke Donald (2014)
Carlos Franco (2000)
Retief Goosen (2010)
Jay Haas (2004)
Peter Hanson (2013)
Brian Harman (2018)
Padraig Harrington (2006)
Dudley Hart (2001)
Billy Horschel (2015)
Brooks Koepka (2016)
Hunter Mahan (2011)
Kenny Perry (2002)
Adam Scott (2009)
David Toms (2007)
Jimmy Walker (2017)
Brian Watts (1999)
Lee Westwood (2008)

19

Stephen Ames (2005)
Stewart Cink (2010)
Darren Clarke (2000)
Darren Clarke (2006)
Luke Donald (2008)
Steve Flesch (2001)
Toshi Izawa (2002)
Martin Kaymer (2009)
Jerry Kelly (2003)
Brooks Koepka (2015)
Tom Lehman (1999)
Hideki Matsuyama (2014)
Colin Montgomerie (2007)
Patrick Reed (2018)
Charl Schwartzel (2016)
Adam Scott (2004)
Brandt Snedeker (2017)
Nick Watney (2013)
Bubba Watson (2011)

20

Stuart Appleby (2007)
Chad Campbell (2005)
K.J. Choi (2004)
Jose Coceres (2001)
Ernie Els (2013)
Jim Furyk (2014)
Lucas Glover (2010)
Scott Hoch (1999)
Charles Howell III (2003)
Trevor Immelman (2008)
Kevin Kisner (2016)
Brooks Koepka (2017)
Jeff Maggert (2000)
Colin Montgomerie (2002)
Kevin Na (2015)
Nick O'Hern (2006)
Louis Oosthuizen (2011)
Xander Schauffele (2018)
Steve Stricker (2009)
Bubba Watson (2012)

Seeds by the Number (cont.)

21

Stewart Cink (2009)
Chris DiMarco (2007)
Luke Donald (2010)
Victor Dubuisson (2015)
Pierre Fulke (2001)
Todd Hamilton (2005)
Scott Hoch (2001)
J.B. Holmes (2016)
Lee Janzen (1999)
Miguel Angel Jimenez (2000)
Martin Kaymer (2008)
Matt Kuchar (2013)
Bernhard Langer (2003)
Hunter Mahan (2012)
Francesco Molinari (2018)
Alvaro Quiros (2011)
Jon Rahm (2017)
Chris Riley (2004)
Scott Verplank (2006)
Jimmy Walker (2014)

22

Robert Allenby (2002)
Keegan Bradley (2014)
Angel Cabrera (2003)
Rafa Cabrera Bello (2017)
Mark Calcavecchia (1999)
K.J. Choi (2009)
Stewart Cink (2008)
Chris DiMarco (2004)
Charley Hoffman (2018)
J.B. Holmes (2011)*
Zach Johnson (2010)
Shigeki Maruyama (2002)
Shigeki Maruyama (2005)
Paul McGinley (2006)
Jose Maria Olazabal (2007)
Ryan Palmer (2015)
Justin Rose (2012)
David Toms (2000)
*Replaced Tim Clark due to injury
Bo Van Pelt (2013)
Jimmy Walker (2016)

23

Rich Beem (2003)
Thomas Bjorn (2014)
Mark Calcavecchia (2002)
Paul Casey (2009)
Paul Casey (2016)
Stewart Cink (2007)

Fred Couples (2000)
Niclas Fasth (2008)
Jim Furyk (2005)
Branden Grace (2018)
Bill Haas (2015)
Miguel A. Jimenez (2011)
Justin Leonard (2004)
Davis Love III (2006)
Hunter Mahan (2013)
Louis Oosthuizen (2017)
Ian Poulter (2012)
Steve Stricker (1999)
Camilo Villegas (2010)
Scott Verplank (2001)

24

Stuart Appleby (2006)
Thomas Bjorn (2012)
Angel Cabrera (2010)
Michael Campbell (2002)
K.J. Choi (2007)
Graham DeLaet (2014)
Miguel Angel Jimenez (2009)
Zach Johnson (2013)
Zach Johnson (2015)
Shane Lowry (2016)
Jeff Maggert (1999)
Edoardo Molinari (2011)
Chris Perry (2000)
Ian Poulter (2008)
Phillip Price (2001)
Eduardo Romero (2003)
Charl Schwartzel (2017)
Scott Verplank (2004)
Lee Westwood (2005)
Gary Woodland (2018)

25

Paul Azinger (2002)
Paul Casey (2004)
Paul Casey (2008)
K.J. Choi (2005)
Jamie Donaldson (2014)
Jim Furyk (2013)
Scott Hoch (2003)
Trevor Immelman (2009)
Shingo Katayama (2007)
Anthony Kim (2010)
Chris Kirk (2015)
Bernhard Langer (1999)
Marc Leishman (2016)
Jose Maria Olazabal (2000)
Jose Maria Olazabal (2006)

Louis Oosthuizen (2018)
Francisco Molinari (2017)
Dennis Paulson (2001)
Charl Schwartzel (2011)
Bo Van Pelt (2012)

26

Stuart Appleby (2000)
Daniel Berger (2018)
Thomas Bjorn (2005)
Tim Clark (2006)
Darren Clarke (2003)
Simon Dyson (2012)
Brad Faxon (2004)
Emiliano Grillo (2017)
Robert Karlsson (2007)
Martin Kaymer (2013)
Ryan Moore (2014)
Jose Maria Olazabal (2002)
Kevin Na (2016)
Gary Orr (2001)
Alvaro Quiros (2009)
Adam Scott (2011)
Hal Sutton (1999)
Lee Westwood (2015)
Scott Verplank (2008)
Y.E. Yang (2010)

27

Stephen Ames (2008)
Byeong-Hun An (2016)
Stuart Appleby (2003)
Fred Couples (2006)
Jamie Donaldson (2013)
Joe Durant (2007)
Victor Dubuisson (2014)
Ross Fisher (2018)
Matthew Fitzpatrick (2017)
Charles Howell III (2004)
John Huston (1999)
Kyung-tae Kim (2011)
Paul Lawrie (2001)
Justin Leonard (2009)
Rocco Mediate (2002)
Ian Poulter (2015)
Alvaro Quiros (2010)
Alvaro Quiros (2012)
Steve Stricker (2000)
Scott Verplank (2005)

Seeds by the Number (cont.)

28

Kiradech Aphibarnrat (2018)
Robert Allenby (2011)
Bart Bryant (2006)
Tim Clark (2005)
David Duval (2003)
Bob Estes (2000)
Bill Haas (2013)
Bill Haas (2014)
Toshi Izawa (2001)
Miguel Angel Jimenez (2010)
Zach Johnson (2009)
Matt Kuchar (2016)
Tom Lehman (2002)
Marc Leishman (2017)
Peter Lonard (2004)
Ryan Moore (2015)
Louis Oosthuizen (2012)
Greg Norman (1999)
Ian Poulter (2007)
Toru Taniguchi (2008)

29

Michael Campbell (2007)
Stewart Cink (2002)
Stewart Cink (2006)
Ben Curtis (2009)
Steve Elkington (2000)
Tony Finau (2018)
Tommy Fleetwood (2017)
Rickie Fowler (2011)
Retief Goosen (2008)
Branden Grace (2013)
Stephen Leaney (2004)
Peter Lonard (2005)
Shigeki Maruyama (2003)
Louis Oosthuizen (2015)
Joe Ozaki (2001)
Vijay Singh (2010)
Jeff Sluman (1999)
Andy Sullivan (2016)
David Toms (2012)
Lee Westwood (2014)

30

Robert Allenby (2009)
Angel Cabrera (2005)
Patrick Cantlay (2018)
Paul Lawrie (2013)
Glen Day (2000)
Jamie Donaldson (2015)
Bill Haas (2016)
Robert Karlsson (2012)
Justin Leonard (2006)
Paul McGinley (2002)
Hunter Mahan (2010)

Hunter Mahan (2014)
Geoff Ogilvy (2011)
Jose Maria Olazabal (1999)
Craig Parry (2003)
Thomas Pieters (2017)
Richard Sterne (2008)
Toru Taniguchi (2001)
Bob Tway (2004)
Yong-Eun Yang (2007)

31

Stuart Appleby (1999)
Stuart Appleby (2008)
Angel Cabrera (2007)
Gonzalo Fdez-Castano (2013)
Ernie Els (2014)
Matthew Fitzpatrick (2018)
Tim Herron (2000)
J.B. Holmes (2017)
Zach Johnson (2011)
Shingo Katayama (2002)
Jerry Kelly (2004)
K.T. Kim (2012)
Franklin Langham (2001)
Peter Lonard (2003)
Hunter Mahan (2015)
Nick O'Hern (2005)
Ian Poulter (2009)
Rory Sabbatini (2006)
Justin Thomas (2016)
Nick Watney (2010)

32

Robert Allenby (2006)
K.J. Choi (2003)
Tim Clark (2007)
Tim Clark (2009)
Jason Dufner (2012)
Rickie Fowler (2013)
Retief Goosen (2000)
Trevor Immelman (2004)
Jonathan Kaye (2005)
Kevin Kisner (2018)
Russell Knox (2016)
Louis Oosthuizen (2014)
Graeme McDowell (2015)
Ryan Moore (2017)
Nick Price (2002)
Hidemichi Tanaka (2001)
Nick Watney (2011)
Tom Watson (1999)
Mike Weir (2008)

33

Robert Allenby (2007)
Keegan Bradley (2015)
Angel Cabrera (2002)
Kevin Chappell (2018)
K.J. Choi (2006)
Stewart Cink (2000)
Fred Funk (2003)
Emiliano Grillo (2016)
Retief Goosen (2009)
Jay Haas (2005)
Peter Hanson (2012)
Ryo Ishikawa (2010)
Anthony Kim (2011)
Anirban Lahiri (2015)
Bernhard Langer (2001)
Shigeki Maruyama (2004)
Arron Oberholser (2008)
Carl Pettersson (2013)
Michael Sim (2010)
Bob Tway (1999)
Nick Wantey (2014)
Gary Woodland (2017)

34

Chad Campbell (2007)
Tim Clark (2008)
Stephen Gallacher (2014)
Sergio Garcia (2004)
Bill Glasson (1999)
Anders Hansen (2012)
Dudley Hart (2000)
Tim Herron (2001)
Charles Howell III (2005)
Yuta Ikeda (2010)
Miguel Angel Jimenez (2006)
Kevin Kisner (2017)
Danny Lee (2016)
Haotong Li (2018)
Francesco Molinari (2013)
Kenny Perry (2003)
Justin Rose (2011)
Jeev Milkha Singh (2009)
BRandt Snedeker (2015)
Lee Westwood (2002)

Seeds by the Number (cont.)

35

Daniel Berger (2017)
Thomas Bjorn (2000)
Paul Casey (2005)
Gonzalo Fdez-Castano (2014)
Fred Couples (2004)
Ben Crane (2006)
Joe Durant (2002)
Bob Estes (2001)
Brad Faxon (2003)
Ross Fisher (2009)
Padraig Harrington (2011)
Fredrik Jacobson
Hunter Mahan (2008)
Billy Mayfair (1999)
Rod Pampling (2007)
Scott Piercy (2013)
Charl Schwartzel (2010)
Bubba Watson (2018)
Bernd Wiesberger (2016)

36

Paul Casey (2015)
Tim Clark (2010)
Fred Couples (2005)
Luke Donald (2009)
Harris English (2014)
Fred Funk (2004)
Rickie Fowler (2012)
Robert Garrigus (2013)
Peter Hanson (2011)
Charles Howell III (2002)
Thongchai Jaidee (2016)
Brandt Jobe (1999)
Scott McCarron (2003)
Andres Romero (2008)
Justin Rose (2007)
Jeff Sluman (2000)
Jeff Sluman (2001)
Brendan Steele (2018)
Mike Weir (2006)
Brandt Wiesberger (2017)

37

Kiradech Aphibarnrat (2016)
Woody Austin (2008)
Aaron Baddeley
Bart Bryant (2007)
Nicols Colsaerts (2013)
John Cook (1999)
John Daly (2006)
Ross Fisher (2011)
Yuta Ikeda (2017)
Miguel A. Jimenez (2014)
Graeme McDowell (2009)
Rocco Mediate (2004)

Craig Parry (2005)
Steve Pate (2000)
Steve Pate (2001)
Justin Rose (2003)
Charl Schwartzel (2015)
Webb Simpson (2018)
Hal Sutton (2002)
Oliver Wilson (2010)
Oliver Wilson (2010)

38

Kevin Chappell (2017)
Ben Curtis (2004)
John Daly (2002)
Jason Day (2011)
Chris DiMarco (2001)
Bob Estes (1999)
Niclas Fasth (2007)
Branden Grace (2015)
Adam Hadwin (2018)
Charles Howell (2008)
Lee Janzen (2000)
Jerry Kelly (2005)
Martin Laird (2012)
David Lingmerth (2016)
Sean O'Hair (2006)
Thorbjorn Olesen (2013)
Chris Riley (2003)
Andres Romero (2009)
Kevin Streelman (2014)
Mike Weir (2010)

39

Stephen Ames (2007)
Stephen Ames (2009)
Tim Clark (2003)
George Coetzee (2013)
Ben Crane (2011)
Victor Dubuisson (2016)
Steve Flesch (2004)
Scott Hoch (2000)
Soren Kjeldsen (2010)
Justin Leonard (2002)
Joost Luiten (2014)
Paul McGinley (2001)
Arron Oberholser (2006)
Nick O'Hern (2008)
Scott Piercy (2017)
Thomas Pieters (2018)
Loren Roberts (1999)
Rory Sabbatini (2005)
John Senden (2012)
Bernd Wiesberger (2015)

40

Aaron Baddeley (2007)
Matt Every (2015)
Brad Faxon (1999)
Billy Horschel (2014)
Billy Horschel (2016)
Ryo Ishikawa (2011)
Brandt Jobe (2006)
Robert Karlsson (2008)
Shingo Katayama (2009)
Satoshi Kodaira (2018)
Matt Kuchar (2010)
Tom Lehman (2003)
Tom Lehman (2005)
Shaun Micheel (2004)
Ryan Moore (2013)
Jesper Parnevik (2002)
Craig Parry (2000)
Craig Parry (2001)
Jeunhung Wang (2017)
Mark Wilson (2012)

41

Andrew Coltart (2001)
Jason Day (2013)
Bob Estes (2004)
Niclas Fasth (2002)
Steve Flesch (2005)
Dylan Frittell (2018)
Fred Funk (1999)
Stephen Gallacher (2015)
Soren Hansen (2008)
John Huston (2003)
Martin Kaymer (2017)
Martin Laird (2011)
Paul Lawrie (2000)
Tom Lehman (2006)
Francesco Molinari (2012)
Carl Pettersson (2007)
Patrick Reed (2014)
Rory Sabbatini (2009)
Chris Wood (2016)

Seeds by the Number (cont.)

42

Aaron Baddeley (2009)
Sangmoon Bae (2012)
Alex Cejka (2004)
Jason Dufner (2018)
Matthew Fitzpatrick (2016)
Brent Geiberger (2001)
Richard Green (2008)
Bill Haas (2017)
Mark Hensby (2006)
Yuta Ikeda (2011)
Jerry Kelly (2002)
Steve Lowery (2003)
Matteo Manassero (2013)
Shigeki Maruyama (1999)
Francesco Molinari (2014)
Joe Ozaki (2000)
Ian Poulter (2005)
Adam Scott (2010)
Jeev Milka Singh (2007)
brendon Todd (2015)

43

Jonas Blixt (2014)
Michael Campbell (2004)
Scott Dunlap (2001)
Carlos Franco (1999)
Pul Goydos (2007)
David Howell (2005)
Miguel Angel Jimenez (2008)
Shingo Katayama (2006)
Soren Kjeldsen (2016)
Paul Lawrie (2012)
Joost Luiten (2015)
Francesco Molinari (2010)
Chez Reavie (2018)
John Senden (2013)
Kirk Triplett (2002)
Scott Verplank (2003)
Camilo Villegas (2011)
Brian Watts (2000)
Lee Westwood (2017)
Oliver Wilson (2009)

44

Robert Allenby (2005)
Glen Day (1999)
Hiroyuki Fujita (2013)
Fred Funk (2001)
Brent Geiberger (2000)
Branden Grace (2014)
Thongchai Jaidee (2015)
Zach Johnson (2012)

Zach Johnson (2017)
Martin Kaymer (2016)
Steve Lowery (2002)
Graeme McDowell (2010)
Ian Poulter (2004)
Adam Scott (2003)
Richard Sterne (2009)
Jhonattan Vegas (2018)
Boo Weekley (2008)
Lee Westwood (2006)
Brett Wetterich (2007)
Y.E. Yang (2011)

45

Stewart Cink (2003)
Ben Crane (2012)
Niclas Fasth (2003)
Brad Faxon (2001)
Fred Funk (2006)
Anders Hansen (2010)
Russell Henley (2015)
Charles Howell III (2007)
Byeong Hun An (2017)
Fredrik Jacobson (2005)
Fredrik Jacobson (2013)
Dustin Johnson (2009)
Shingo Katayama (2008)
Chris Kirk (2014)
Scott McCarron (2002)
Ryan Moore (2016)
Kyle Stanley (2018)
Bob Tway (2000)
Bo Van Pelt (2011)
Ian Woosnam (1999)

46

Stuart Appleby (2009)
Paul Azinger (2000)
Thomas Bjorn (2003)
Nick Dougherty (2008)
Johan Edfors (2007)
Gonzalo Fernandez-Castano (2012)
Pierre Fulke (2002)
Bill Haas (2011)
Mark Hensby (2005)
Miguel Angel Jimenez (2004)
Per-Ulrik Johansson (2001)
Smylie Kaufman (2016)
Martin Kaymer (2014)
Edoardo Molinari (2010)
Shigeki Maruyama (2006)
Kevin Na (2017)

Webb Simpson (2015)
Cameron Smith (2018)
David Toms (2013)
Scott Verplank (1999)

47

Thomas Bjorn (1999)
Thomas Bjorn (2013)
Brad Faxon (2002)
Ross Fisher (2017)
Soren Hansen (2010)
Yuta Ikeda (2018)
Zach Johnson (2005)
Skip Kendall (2001)
Shane Lowry (2015)
Matteo Manassero (2014)
Arron Oberholser (2007)
Geoff Ogilvy (2012)
Sean O'Hair (2011)
Sean O'Hair (2009)
Rod Pampling (2006)
Scott Piercy (2016)
Loren Roberts (2004)
Jeff Sluman (2003)
Brandt Snedeker (2008)
Mike Weir (2000)

48

Stuart Appleby (2002)
Mark Calcavecchia (2008)
Stewart Cink (1999)
John Daly (2005)
Retief Goosen (2012)
Padraig Harrington (2013)
Tim Herron (2006)
Thongchai Jaidee (2014)
Patton Kizzire (2018)
Anirban Lahiri (2016)
Stephen Leaney (2003)
Steve Lowery (2001)
Hunter Mahan (2009)
Shigeki Maruyama (2000)
William McGirt (2017)
Ryan Moore (2011)
Phillip Price (2004)
Rory Sabbatini (2007)
Danny Willett (2015)

Seeds by the Number (cont.)

49

Paul Casey (2006)
K.J. Choi (2011)
Fred Funk (2000)
Lucas Glover (2007)
Tim Herron (2005)
Scott Hoch (2004)
Charley Hoffman (2015)
Thongchai Jaidee (2010)
Frank Lickliter III (2002)
David Lynn (2014)
Alexander Noren (2013)
Jose Maria Olazabal (2003)
Louis Oosthuizen (2009)
Craig Parry (1999)
Charl Schwartzel (2018)
Kyle Stanley (2012)
Robert Streb (2016)
David Toms (2008)
Jean Van de Velde (2001)
Chris Wood (2017)

50

Ben Crane (2007)
Hiroyuki Fujita (2011)
Tim Herron (2004)
Trevor Immelman (2003)
Miguel Angel Jimenez (2012)
Si Woo Kim (2018)
Justin Leonard (2008)
Thomas Levet (2005)
Peter Lonard (2006)
David Lynn (2013)
Andrew Magee (1999)
Ryan Moore (2010)
Loren Roberts (2000)
Nobuhito Sato (2001)
Adam Scott (2002)
Scott Stallings (2014)
Brandan Steele (2017)
Jaco Van Zyl (2016)
Boo Weekley (2009)
Gary Woodland (2015)

51

Billy Andrade (2002)
Darren Clarke (2012)
Brian Davis (2004)
Jamie Donaldson (2016)
Simon Dyson (2010)
Jim Furyk (2017)
Richard Green (2005)
Richard Green (2006)
Anders Hansen (2008)
Anders Hansen (2009)
Russell Henley (2018)
Steve Jones (1999)
Greg Norman (2000)
Kenny Perry (2001)
Loren Roberts (2003)
Henrik Stenson (2013)
Marc Warren (2015)
Mike Weir (2007)
Mark Wilson (2011)
Gary Woodland (2014)

52

Robert Allenby (2008)
Jonathan Byrd (2012)
Rafa Cabrera-Bello (2016)
Darren Clarke (2007)
Marcus Fraser (2013)
Anders Hansen (2011)
Soren Hansen (2009)
Dudley Hart (1999)
Jonathan Kaye (2001)
Paul Lawrie (2002)
Paul Lawrie (2003)
Alexander Levy (2015)
Rocco Mediate (2000)
Colin Montgomerie (2004)
Geoff Ogilvy (2006)
Rod Pampling (2005)
Kevin Stadler (2014)
Andy Sullivan (2017)
David Toms (2010)
Bernd Wiesberger (2018)

53

Daniel Berger (2016)
Thomas Bjorn (2007)
Stewart Cink (2011)
Glen Day (2001)
Jason Dufner (2015)
Steve Elkington (2006)
Rickie Fowler (2014)
Matt Gogel (2002)
Peter Hanson (2010)
Thongchai Jaidee (2013)
Shingo Katayama (2003)
Shane Lowry (2017)
Andrew Magee (2000)
Prayad Marksaeng (2009)
Graeme McDowell (2005)
Yusaku Miyazoto (2018)
Joe Ozaki (1999)
John Senden (2008)
Duffy Waldorf (2004)
Y.E. Yang (2012)

54

Alex Cejka (2003)
Niclas Fasth (2006)
Tommy Fleetwood (2015)
Steve Flesch (2002)
Stephen Gallacher (2013)
Brian Gay (2010)
Mikko Ilonen (2014)
Trevor Immelman (2005)
Ryo Ishikawa (2012)
Zach Johnson (2018)
Jerry Kelly (2008)
Chris Kirk (2016)
Jeff Overton (2011)
Lin Wen-Tang (2009)
Justin Rose (2004)
Tom Scherrer (2001)
Patrik Sjoland (1999)
Steve Stricker (2007)
Hideto Tanihara (2017)
Ted Tryba (2000)

Seeds by the Number (cont.)

55

Harris English (2015)
Mathew Goggin (2009)
Joakim Haeggman (2005)
Peter Hanson (2008)
Padraig Harrington (2000)
Miguel Angel Jimenez (1999)
Pablo Larrazabal (2014)
Alexander Levy (2018)
Len Mattiace (2003)
Alexander Noren (2010)
Ryan Palmer (2011)
Carl Pettersson (2006)
Thomas Pieters (2016)
Eduardo Romero (2004)
Richard Sterne (2013)
Steve Stricker (2001)
Steve Stricker (2002)
Jhonattan Vegas (2017)
Lee Westwood (2007)
Gary Woodland (2012)

56

George Coetzee (2014)
Lucas Glover (2006)
Russell Henley (2013)
Jim Furyk (2012)
Zach Johnson (2007)
James Hahn (2018)
Charley Hoffman (2011)
Charley Hoffman (2016)
Toshi Izawa (2003)
Toshi Izawa (2004)
Marc Leishman (2015)
Justin Leonard (2010)
Billy Mayfair (2000)
Frankie Minoza (1999)
Hirufomi Miyase (2001)
Rod Pampling (2009)
Pat Perez (2017)
Chris Riley (2005)
Toru Taniguchi (2002)
Tiger Woods (2012)
Camilo Villegas (2008)

57

Mark Calcavecchia (2000)
John Cook (2003)
Mark Dredge (2008)
Niclas Fasth (2004)
Fred Funk (2005)
Fabian Gomez (2016)
Thongchai Jaidee (2017)
Miguel Angel Jimenez (2007)
Matteo Manassero (2011)
Rocco Mediate (1999)
Thorbjorn Olesen (2014)
Ian Poulter (2006)
Phillip Price (2002)
Robert Rock (2012)
Jeev Milkha Singh (2010)
Craig Stadler (1999)
Andy Sullivan (2015)
Kevin Sutherland (2009)
Peter Uihlein (2018)
Chris Wood (2013)

58

Paul Azinger (1999)
Jonathan Byrd (2011)
Rafael Cabrera-Bello (2012)
Rafael Cabrera-Bello (2013)
Mark Calcavecchia (2006)
Paul Casey (2003)
Ben Crane (2010)
Jason Dufner (2016)
Peter Hanson (2009)
Brandt Jobe (2000)
Matt Jones (2015)
Jeff Maggert (2005)
Billy Mayfair (2002)
Rod Pampling (2008)
Ian Poulter (2018)
John Rollins (2007)
Patrik Sjoland (2001)
Webb Simpson (2017)
Jeff Sluman (2004)
Bern Weisberger (2014)

59

Stephen Ames (2010)
Alex Cejka (2005)
Tim Clark (2013)
George Coetzee (2015)
Jason Dufner (2017)
Richard Green (2011)
Soren Hansen (2003)
Charles Howell III (2018)
Zach Johnson (2006)
Marc Leishman (2014)
Davis Love III (2009)
Mark McNulty (2001)
Matteo Manassero (2012)
Colin Montgomerie (2008)
Rory Sabbatini (2002)
Craig Stadler (2001)
Scott Verplank (2007)
Duffy Waldorf (2000)
Lee Westwood (2004)
Lee Westwood (2016)

60

Angel Cabrera (2009)
K.J. Choi (2013)
Bradley Dredge (2007)
Marcus Fraser (2016)
Mathias Gronberg (2001)
Peter Hanson (2014)
Charles Howell III (2006)
John Huston (2004)
Brendan Jones (2008)
Bernhard Langer (2000)
Luke List (2018)
Joost Luiten (2017)
Kevin Na (2010)
Kevin Na (2012)
Eduardo Romero (1999)
John Senden (2015)
Heath Slocum (2011)
Jeff Sluman (2002)
Kevin Sutherland (2003)
Kirk Triplett (2005)

Seeds by the Number (cont.)

61

Rich Beem (2004)
Olin Browne (2000)
Jonathan Byrd (2008)
Chad Campbell (2010)
Greg Chalmers (2001)
Greg Chalmers (2012)
Richard Green (2007)
Jay Haas (2003)
Chris Howell III (2017)
Ben Martin (2015)
Kevin Na (2018)
Lee Janzen (2002)
Brendan Jones (2011)
Matt Jones (2016)
Soren Kjeldsen (2009)
Bernhard Langer (2006)
Stephen Leaney (2005)
Ben Martin (2015)
Steve Pate (1999)
Richie Ramsay (2013)
Boo Weekley (2014)

62

Briny Baird (2004)
Thomas Bjorn (2011)
Michael Bradley (1999)
Paul Broadhurst (2006)
Daniel Chopra (2008)
Nicolas Colsaerts (2012)
Robert Karlsson (2003)
Soren Kjeldsen (2017)
Mikko Ilonen (2015)
Graeme McDowell (2016)
Shaun Micheel (2007)
Dennis Paulson (2000)
Pat Perez (2009)
Loren Roberts (2005)
Shubhankar Sharma (2018)
Marcel Siem (2013)
Kevin Sutherland (2001)
Kevin Sutherland (2002)
Richard Sterne (2014)
Scott Verplank (2010)

63

Angel Cabrera (2000)
George Coetzee (2012)
John Cook (2002)
Charles Howell III (2013)
Miguel Angel Jimenez (2015)
Shingo Katayama (2004)
Si Woo Kim (2017)
Patton Kizzire (2016)
Stephen Leaney (1999)
Graeme McDowell (2006)
Seung-yul Noh
Nick O'Hern (2001)
Scott Piercy (2014)
Pat Perez (2008)
Nick Price (2005)
Brett Quigley (2007)
Charl Schwartzel (2009)
Phil Taturangi (2003)
Chris Wood (2010)

64

Stephen Ames (2006)
Kiradech Aphibarnrat (2014)
Michael Campbell (2000)
Ernie Els (2012)
Nick Faldo (1999)
J.J. Henry (2007)
J.B. Holmes (2008)
Brendan Jones (2009)
Shingo Katayama (2005)
K.T. Kim (2017)
Greg Kraft (2001)
Shane Lowry (2013)
Ross McGowan (2010)
Francesco Molinari (2015)
Thorbjorn Olesen (2016)
Peter O'Malley (2002)
Carl Pettersson (2003)
John Rollins (2004)
Henrik Stenson (2011)
Julian Suri (2018)

Player Records



Kevin Kisner finished runner-up at the 2018 WGC-Dell Technologies Match Play.



BYEONG HUN AN

South Korea



HEIGHT: 6-2
WEIGHT: 209
BIRTHDATE: September 17, 1991
BIRTHPLACE: Seoul, South Korea
RESIDENCE: Orlando, Florida
TURNED PROFESSIONAL: 2011

BEST PGA TOUR CAREER FINISH: **2-2016** Zurich Classic of New Or**l**. **2-2018** RBC Canadian Open, the Memorial Tournament.

INTERNATIONAL VICTORIES (3): **2014** Rolex Trophy [EurChall]. **2015** BMW PGA Championship [Eur], Shinhan Donghae Open [Kor].

WORLD GOLF CHAMPIONSHIPS CAREER SUMMARY					
Tournament	Position	Total Score	Total Score	Par	Money
Dell Technologies Match Play (1-4-2)					
2016 Dell Match Play	T9				152,000
G1: tied Scott Piercy, 1 Up					
G2: beat Jason Dufner, 2 Up					
G3: tied Rickie Fowler, Halved					
R4: lost to Rafa Cabrera Bello, WD					
2017 Dell Tech Match Play	T58				49,500
G1: lost to Charl Schwartzel, 6 and 5					
G2: lost to Paul Casey, 1 Up					
G3: lost to Joost Luiten, 1 Up					
					201,500
Mexico Championship					
2016 Cadillac Championship	T52	74-73-75-75	297	+9	56,500
2017 Mexico Championship	T48	73-66-71-76	286	+2	55,500
2019 Mexico Championship	T45	77-74-64-70	285	+1	65,000
					177,000
FedEx St. Jude Invitational					
2015 Bridgestone Invit'l	T57	77-68-70-74	289	+9	45,750
2016 Bridgestone Invit'l	T49	76-71-71-74	292	+12	60,500
2018 Bridgestone Invit'l	T57	68-72-75-69	284	+4	52,750
					159,000
HSBC Champions					
2016 HSBC Champions	T19	69-68-68-72	277	-11	83,000
2017 HSBC Champions	T63	74-75-76-71	296	+8	45,250
2019 HSBC Champions	T41	75-71-74-74	294	+6	65,000
					193,250
			TOTAL		\$730,750



ABRAHAM ANCER

Mexico



HEIGHT: 5-7
WEIGHT: 160
BIRTHDATE: February 27, 1991
BIRTHPLACE: McAllen, Texas
RESIDENCE: San Antonio, Texas
TURNED PROFESSIONAL: 2013

BEST PGA TOUR CAREER FINISH: **4-2018** Quicken Loans National. **4-2019** Shriners Hospitals.

WEB.COM TOUR VICTORIES (1): **2015** Nova Scotia Open.

WORLD GOLF CHAMPIONSHIPS CAREER SUMMARY					
Tournament	Position	Total Score	Total Score	Par	Money
Mexico Championship					
2018 Mexico Championship	T52	71-76-71-69	287	+3	61,500
2019 Mexico Championship	T39	71-72-71-70	284	E	70,500
					132,000
			TOTAL		\$132,000



KIRADECH APHIBARNRAT

Thailand

HEIGHT: 5-8
WEIGHT: 229
BIRTHDATE: July 23, 1989
BIRTHPLACE: Bangkok, Thailand
RESIDENCE: Bangkok, Thailand
TURNED PROFESSIONAL: 2008

BEST PGA TOUR CAREER FINISH: **24-2018** WGC-HSBC Champions **3-2014** CIMB Classic **3-2019** WGC-Mexico Championship.

INTERNATIONAL VICTORIES (5): **2011** Sail Open [Asia]. **2013** Maybank Malaysian Open [Eur]. **2015** Shenzhen International [Eur], Saltire Energy Paul Lawrie Match Play [Eur]. **2018** ISPS HAN-DA World Super 6 Perth [Eur].

OTHER VICTORIES (5): **2009** Singha Pattaya Open. **2012** Singha All Thailand Championship. **2013** Singha Masters. **2015** Thongchai Jaidee Foundation. **2017** Thongchai Jaidee Foundation.

WORLD GOLF CHAMPIONSHIPS CAREER SUMMARY

Tournament	Position	Total Score	Total Score	Par	Money
Dell Technologies Match Play (6-3-0)					
2014 Accenture Match Play	T33				48,000
R1: lost to Henrik Stenson, 2 and 1					
2016 Dell Match Play	T18				90,900
G1: beat Jimmy Walker, 2 and 1					
G2: lost to Dustin Johnson, 5 and 4					
G3: beat Robert Streb, 1 Up					
2018 Dell Tech Match Play	T5				306,000
G1: beat Chez Reavie, 3 and 2					
G2: beat Keegan Bradley, 1 Up					
G3: beat Jon Rahm, 4 and 3					
R4: beat Charles Howell III, 1 Up					
QF: lost to Bubba Watson, 5 and 3					
					444,900

Mexico Championship

2014 Cadillac Championship	67	74-82-79-79	314	+26	45,000
2016 Cadillac Championship	T49	75-71-71-79	296	+8	60,000
2018 Mexico Championship	T5	66-69-71-65	271	-13	330,500
2019 Mexico Championship	T3	68-69-68-68	273	-11	472,000
					907,500

FedEx St. Jude Invitational

2013 Bridgestone Invit'l	T40	69-68-73-75	285	+5	61,500
2016 Bridgestone Invit'l	53	70-76-77-72	295	+15	57,000
2018 Bridgestone Invit'l	T31	70-70-69-71	280	E	74,750
					193,250

HSBC Champions

2010 HSBC Champions	74	78-75-73-77	303	+15	27,000
2011 HSBC Champions	T66	79-72-71-72	294	+6	30,750
2014 HSBC Champions	T55	69-78-68-72	287	-1	46,250
2016 HSBC Champions	T30	69-70-70-71	280	-8	68,000
2018 HSBC Champions	T24	65-70-75-76	286	-2	79,500
2019 HSBC Champions	T4	68-71-70-71	280	-8	393,000
					644,500
					TOTAL \$2,190,150



LUCAS BJERREGAARD

Denmark

HEIGHT: 6-2
WEIGHT: 183
BIRTHDATE: August 14, 1991
BIRTHPLACE: Frederikshavn, Denmark
RESIDENCE: Aalborg, Denmark
TURNED PROFESSIONAL: 2011

BEST PGA TOUR CAREER FINISH: **12-2019** The Honda Classic.

INTERNATIONAL VICTORIES (4): **2011** Isaberg Open [Nordic]. **2012** Soderby Masters [Nordic]. **2013** ECCO Spanish Open [Nordic]. **2018** Alfred Dunhill Links Championship.

WORLD GOLF CHAMPIONSHIPS CAREER SUMMARY

Tournament	Position	Total Score	Total Score	Par	Money
Mexico Championship					
2019 Mexico Championship	69	76-76-72-73	297	+13	48,750
					48,750
HSBC Champions					
2019 HSBC Champions	T69	77-74-79-74	304	+16	45,750
					45,750
					TOTAL \$94,500



KEEGAN BRADLEY

United States



HEIGHT: 6-3
WEIGHT: 190
BIRTHDATE: June 07, 1986
BIRTHPLACE: Woodstock, Vermont
RESIDENCE: Jupiter, Florida
TURNED PROFESSIONAL: 2008

PGA TOUR VICTORIES (4): 2011 PGA Championship, HP Byron Nelson Champ. 2012 WGC-Bridgestone Invit'l. 2018 BMW Championship.

OTHER VICTORIES (5): 2011 Franklin Templeton Shootout [with Brendan Steele], PGA Grand Slam of Golf. 2015 CVS Health Charity Classic [with Jon Curran]. 2016 CVS Health Charity Classic [with Jon Curran]. 2017 CVS Health Charity Classic [with Billy Andrade and Brooke Henderson].

WORLD GOLF CHAMPIONSHIPS CAREER SUMMARY

Tournament	Position	Total Score	Total Score	Par	Money
Dell Technologies Match Play (1-7-2)					
2012 Accenture Match Play	T17				95,000
R1: beat Geoff Ogilvy, 4 and 3					
R2: lost to Miguel Angel Jiménez, 2 and 1					
2013 Accenture Match Play	T33				46,000
R1: lost to Marcus Fraser, 1 Up					
2014 Accenture Match Play	T33				48,000
R1: lost to Jonas Blixt, 2 and 1					
2015 Cadillac Match Play	T52				49,385
G1: lost to Louis Oosthuizen, 6 and 5					
G2: lost to Bubba Watson, 4 and 2					
G3: lost to Miguel Angel Jiménez, 1 Up					
2018 Dell Tech Match Play	T36				65,500
G1: tied Jon Rahm, Halved					
G2: lost to Kiradech Aphibarnrat, 1 Up					
G3: tied Chez Reavie, Halved					
					303,885

Mexico Championship

2012 Cadillac Championship	T8	69-67-66-75	277	-11	165,000
2013 Cadillac Championship	7	68-68-69-71	276	-12	240,000
2014 Cadillac Championship	T50	74-76-75-74	299	+11	54,500
2015 Cadillac Championship	T38	73-74-75-70	292	+4	65,500
2019 Mexico Championship	T10	69-73-69-65	276	-8	161,500
					686,500

FedEx St. Jude Invitational

2011 Bridgestone Invit'l	T15	67-65-68-74	274	-6	95,500
2012 Bridgestone Invit'l	1	67-69-67-64	267	-13	1,400,000
2013 Bridgestone Invit'l	T2	66-68-71-67	272	-8	692,500
2014 Bridgestone Invit'l	T4	68-67-67-69	271	-9	308,000
2015 Bridgestone Invit'l	T17	69-70-69-71	279	-1	88,500
					2,584,500

HSBC Champions

2011 HSBC Champions	T16	65-70-72-72	279	-9	79,333
2012 HSBC Champions	23	71-68-68-71	278	-10	67,000
2014 HSBC Champions	T11	71-68-68-68	275	-13	116,667
2015 HSBC Champions	T64	72-73-77-78	300	+12	42,500
2019 HSBC Champions	6	69-70-70-72	281	-7	289,000
					594,500

TOTAL \$4,169,385



RAFA CABRERA BELLO

Spain



HEIGHT: 6-2
WEIGHT: 179
BIRTHDATE: May 25, 1984
BIRTHPLACE: Las Palmas, Gran Canaria, Spain
RESIDENCE: Maspalomas, Gran Canaria, Spain
TURNED PROFESSIONAL: 2005

BEST PGA TOUR CAREER FINISH: 3-2016 WGC-Dell Match Play 3-2018 WGC-Mexico Championship 3-2019 Arnold Palmer Inv'tl, THE CJ CUP @ NINE BRIDGES.

INTERNATIONAL VICTORIES (5): 2006 MAN NO Open [EurChall]. 2008 Credit Suisse Challenge [EurChall]. 2009 Austrian Golf Open [Eur]. 2012 Dubai Desert Classic [Eur]. 2017 Aberdeen Asset Management Scottish Open [Eur].

WORLD GOLF CHAMPIONSHIPS CAREER SUMMARY

Tournament	Position	Total Score	Total Score	Par	Money
Dell Technologies Match Play (9-6-1)					
2012 Accenture Match Play	T33				45,000
R1: lost to Jason Day, 19 holes					
2013 Accenture Match Play	T17				96,000
R1: beat Lee Westwood, 19 holes					
R2: lost to Martin Kaymer, 2 and 1					
2016 Dell Match Play	3				660,000
G1: beat Hideki Matsuyama, 1 Up					
G2: beat Kevin Kisner, 4 and 3					
G3: tied Søren Kjeldsen, Halved					
R4: beat Byeong Hun An, WD					
QF: beat Ryan Moore, 2 and 1					
SF: lost to Louis Oosthuizen, 4 and 3					
Consolation: beat Rory McIlroy, 3 and 2					
2017 Dell Tech Match Play	T17				93,308
G1: beat Jeunghun Wang, 4 and 3					
G2: lost to Charles Howell III, 1 Up					
G3: beat Tyrrell Hatton, 2 and 1					
2018 Dell Tech Match Play	T36				65,500
G1: beat Satoshi Kodaira, 2 and 1					
G2: lost to Charles Howell III, 3 and 1					
G3: lost to Phil Mickelson, 1 Up					
					959,808

Mexico Championship

2012 Cadillac Championship	65	75-70-75-74	294	+6	40,500
2013 Cadillac Championship	T63	71-74-76-78	299	+11	46,250
2016 Cadillac Championship	T11	73-71-67-74	285	-3	145,000
2017 Mexico Championship	T38	72-69-71-72	284	E	64,000
2018 Mexico Championship	T3	66-67-69-67	269	-15	510,500
2019 Mexico Championship	T19	76-69-66-68	279	-5	103,750
					910,000


FedEx St. Jude Invitational

2012 Bridgestone Invit'l	T29	66-65-77-73	281	+1	68,000
2017 Bridgestone Invit'l	72	76-73-75-70	294	+14	44,500
2018 Bridgestone Invit'l	T17	68-67-69-71	275	-5	104,250
					216,750

HSBC Champions

2012 HSBC Champions	T46	75-69-76-67	287	-1	40,000
2017 HSBC Champions	T19	71-74-68-69	282	-6	93,000
2018 HSBC Champions	T5	68-70-70-72	280	-8	288,000
2019 HSBC Champions	T14	68-73-73-71	285	-3	129,000
					550,000

TOTAL \$2,636,558



PATRICK CANTLAY

United States 

HEIGHT: 5-10
WEIGHT: 160
BIRTHDATE: March 17, 1992
BIRTHPLACE: Long Beach, California
RESIDENCE: North Palm Beach, Florida
TURNED PROFESSIONAL: 2012

PGA TOUR VICTORIES (1): 2018 Shriners Hospitals.

WEB.COM TOUR VICTORIES (1): 2013 Colombia Championship.

WORLD GOLF CHAMPIONSHIPS CAREER SUMMARY

Tournament	Position	Total Score	Total Score	Par	Money
Dell Technologies Match Play (2-1-0)					
2018 Dell Tech Match Play	T17				97,917
G1: lost to Cameron Smith, 1 Up					
G2: beat Yusaku Miyazato, 1 Up					
G3: beat Hideki Matsuyama, 4 and 3					
					97,917
Mexico Championship					
2018 Mexico Championship	T30	70-75-71-66	282	-2	81,429
2019 Mexico Championship	T6	72-67-65-70	274	-10	261,667
					343,095
FedEx St. Jude Invitational					
2018 Bridgestone Invt'l	T6	64-72-68-68	272	-8	241,375
					241,375
HSBC Champions					
2018 HSBC Champions	T15	68-74-69-73	284	-4	107,900
2019 HSBC Champions	T7	70-68-73-72	283	-5	210,563
					318,463
TOTAL					\$1,000,849



PAUL CASEY

England



HEIGHT: 5-10
WEIGHT: 180
BIRTHDATE: July 21, 1977
BIRTHPLACE: Cheltenham, England
RESIDENCE: Phoenix, Arizona; Weybridge, England
TURNED PROFESSIONAL: 2000

PGA TOUR VICTORIES (3): 2009 Shell Houston Open. 2018 Valspar Championship. 2019 Valspar Championship.

INTERNATIONAL VICTORIES (14): 2001 Gleneagles Scottish PGA. 2003 ANZ Championship [Eur], Benson & Hedges International Open [Eur]. 2005 TCL Classic [Eur], Volvo China Open [Eur]. 2006 Johnnie Walker Championship at Gleneagles [Eur], HSBC World Match Play [Eur]. 2007 Abu Dhabi Golf Championship [Eur]. 2009 Abu Dhabi Championship [Eur], BMW PGA Championship [Eur]. 2011 Volvo Golf Champions [Eur], Shinhan Donghae Open [Kor]. 2013 Irish Open [Eur]. 2014 KLM Open [Eur].

OTHER VICTORIES (1): 2004 World Golf Championships-World Cup [with Luke Donald].

WORLD GOLF CHAMPIONSHIPS CAREER SUMMARY

Tournament	Position	Total Score	Total Score	Par	Money
Dell Technologies Match Play (25-14-1)					
2003 Accenture Match Play	T33				30,000
R1: lost to Davis Love III, 5 and 4					
2004 Accenture Match Play	T33				35,000
R1: lost to Shaun Micheel, 21 holes					
2005 Accenture Match Play	T33				35,000
R1: lost to Angel Cabrera, 4 and 2					
2006 Accenture Match Play	T33				35,000
R1: lost to Henrik Stenson, 1 Up					
2007 Accenture Match Play	T5				260,000
R1: beat Mike Weir, 1 Up					
R2: beat Colin Montgomerie, 4 and 3					
R3: beat Shaun Micheel, 2 Up					
QF: lost to Geoff Ogilvy, 5 and 4					
2008 Accenture Match Play	T9				130,000
R1: beat Robert Karlsson, 2 Up					
R2: beat Bradley Dredge, 2 and 1					
R3: lost to K. J. Choi, 1 Up					
2009 Accenture Match Play	2				850,000
R1: beat Aaron Baddeley, 1 Up					
R2: beat Mathew Goggin, 6 and 4					
R3: beat Peter Hanson, 4 and 2					
QF: beat Sean O'Hair, 4 and 3					
SF: beat Ross Fisher, 2 and 1					
Consolation: lost to Geoff Ogilvy, 4 and 3					
2010 Accenture Match Play	2				850,000
R1: beat Stephen Ames, 5 and 4					
R2: beat Mike Weir, 5 and 4					
R3: beat Brian Gay, 5 and 4					
QF: beat Stewart Cink, 5 and 4					
SF: beat Camilo Villegas, 24 holes					
Consolation: lost to Ian Poulter, 4 and 2					
2011 Accenture Match Play	T17				95,000
R1: beat Richard Green, 19 holes					
R2: lost to Jason Day, 4 and 2					
2015 Cadillac Match Play	T5				285,000
G1: beat Chris Kirk, 22 holes					
G2: beat Adam Scott, 1 Up					
G3: beat Francesco Molinari, 1 Up					
R4: beat Charl Schwartzel, 3 and 1					
QF: lost to Rory McIlroy, 22 holes					

2016 Dell Match Play	T51				52,000
G1: lost to Thongchai Jaidee, 2 and 1					
G2: tied Graeme McDowell, 1 Up					
G3: lost to Jason Day, 1 Up					
2017 Dell Tech Match Play	T9				158,000
G1: beat Joost Luiten, 2 and 1					
G2: beat Byeong Hun An, 1 Up					
G3: beat Charl Schwartzel, 4 and 3					
R4: lost to Hideto Tanihara, 2 and 1					
2018 Dell Tech Match Play	T17				97,917
G1: beat Russell Henley, 1 Up					
G2: beat Kyle Stanley, 4 and 2					
G3: lost to Matthew Fitzpatrick, 3 and 2					
					2,912,917

Mexico Championship

2003 American Express	T8	73-71-66-71	281	+1	137,500
2004 American Express	T21	72-70-71-71	284	-4	72,000
2006 American Express	T56	74-75-72-71	292	+8	38,500
2007 CA Championship	T9	76-70-66-72	284	-4	157,500
2008 CA Championship	T51	72-75-67-73	287	-1	44,750
2009 CA Championship	T31	71-66-72-73	282	-6	68,500
2010 CA Championship	T6	69-72-68-69	278	-10	214,300
2011 Cadillac Championship	T18	70-71-69-72	282	-6	89,000
2012 Cadillac Championship	T51	76-71-68-73	288	E	46,875
2015 Cadillac Championship	T38	75-73-72-72	292	+4	65,500
2016 Cadillac Championship	7	71-68-75-68	282	-6	240,000
2017 Mexico Championship	T16	74-71-67-66	278	-6	105,125
2018 Mexico Championship	T12	73-68-68-66	275	-9	150,500
2019 Mexico Championship	T3	71-72-65-65	273	-11	472,000
					1,902,050

FedEx St. Jude Invitational

2003 NEC Invitational	T17	72-66-71-70	279	-1	59,250
2004 NEC Invitational	T16	72-70-68-68	278	-2	79,333
2005 NEC Invitational	T19	75-68-67-71	281	+1	77,000
2006 Bridgestone Invit'l	T4	69-69-64-71	273	-7	246,250
2007 Bridgestone Invit'l	T51	67-73-76-78	294	+14	42,000
2008 Bridgestone Invit'l	T8	70-71-68-65	274	-6	162,500
2010 Bridgestone Invit'l	T22	68-68-73-70	279	-1	72,000
2011 Bridgestone Invit'l	T45	73-71-71-67	282	+2	53,000
2013 Bridgestone Invit'l	T27	70-70-73-69	282	+2	73,500
2015 Bridgestone Invit'l	T17	68-73-71-67	279	-1	88,500
2016 Bridgestone Invit'l	T16	70-72-72-68	282	+2	105,200
2017 Bridgestone Invit'l	T5	70-69-67-67	273	-7	268,500
2018 Bridgestone Invit'l	T31	68-71-71-70	280	E	74,750
					1,401,783

HSBC Champions

2010 HSBC Champions	T6	73-71-67-70	281	-7	145,714
2011 HSBC Champions	T4	70-66-70-67	273	-15	258,333
2014 HSBC Champions	20	69-73-69-69	280	-8	84,000
2016 HSBC Champions	T23	67-72-71-68	278	-10	75,750
2017 HSBC Champions	T12	67-70-72-69	278	-10	134,000
2018 HSBC Champions	T11	71-72-69-71	283	-5	140,000
2019 HSBC Champions	T16	73-68-74-71	286	-2	116,000
					953,798
					TOTAL \$7,170,548



JASON DAY



HEIGHT: 6-0
WEIGHT: 195
BIRTHDATE: November 12, 1987
BIRTHPLACE: Beaudesert, Queensland, Australia
RESIDENCE: Forest Lake, Queensland, Australia; Columbus, Ohio
TURNED PROFESSIONAL: 2006

PGA TOUR VICTORIES (12): **2010** HP Byron Nelson Champ. **2014** WGC-Accenture Match Play. **2015** RBC Canadian Open, PGA Championship, The Barclays, BMW Championship, Farmers Insurance Open. **2016** Arnold Palmer Inv'tl, WGC-Dell Match Play, THE PLAYERS Championship. **2018** Wells Fargo Championship, Farmers Insurance Open.

WEB.COM TOUR VICTORIES (1): **2007** Legend Financial Group.

OTHER VICTORIES (3): **2013** ISPS Handa World Cup [with Adam Scott], ISPS Handa World Cup [individ]. **2015** Franklin Templeton Shootout [with Cameron Tringale].

WORLD GOLF CHAMPIONSHIPS CAREER SUMMARY

Tournament	Position	Total Score	Total Score	Par	Money
Dell Technologies Match Play (22-11-0)					
2011 Accenture Match Play	T9				140,000
R1: beat K.T. Kim, 3 and 2					
R2: beat Paul Casey, 4 and 2					
R3: lost to J.B. Holmes, 1 Up					
2012 Accenture Match Play	T17				95,000
R1: beat Rafa Cabrera Bello, 19 holes					
R2: lost to John Senden, 6 and 5					
2013 Accenture Match Play	3				615,000
R1: beat Zach Johnson, 6 and 5					
R2: beat Russell Henley, 19 holes					
R3: beat Bubba Watson, 4 and 3					
QF: beat Graeme McDowell, 1 Up					
SF: lost to Matt Kuchar, 4 and 3					
Consolation: beat Ian Poulter, 1 Up					
2014 Accenture Match Play	1				1,530,000
R1: beat Thorbjørn Olesen, 2 Up					
R2: beat Billy Horschel, 22 holes					
R3: beat George Coetzee, 3 and 1					
QF: beat Louis Oosthuizen, 2 and 1					
SF: beat Rickie Fowler, 3 and 2					
Consolation: beat Victor Dubuisson, 23 holes					
2015 Cadillac Match Play	T52				49,385
G1: lost to Charley Hoffman, 4 and 3					
G2: lost to Branden Grace, 4 and 3					
G3: lost to Zach Johnson, 3 and 2					
2016 Dell Match Play	1				1,620,000
G1: beat Graeme McDowell, 3 and 2					
G2: beat Thongchai Jaidee, 5 and 3					
G3: beat Paul Casey, 2 Up					
R4: beat Brandt Snedeker, 3 and 2					
QF: beat Brooks Koepka, 3 and 2					
SF: beat Rory McIlroy, 1 Up					
Consolation: beat Louis Oosthuizen, 5 and 4					
2017 Dell Tech Match Play	58				49,500
G1: lost to Pat Perez, WD					
G2: lost to Lee Westwood,					
G3: lost to Marc Leishman,					
2018 Dell Tech Match Play	T36				65,500
G1: beat James Hahn, 4 and 2					
G2: lost to Jason Dufner, 3 and 1					
G3: lost to Louis Oosthuizen, 1 Up					
					4,164,385

Mexico Championship

2011 Cadillac Championship	T45	71-76-71-72	290	+2	55,500
2012 Cadillac Championship	T20	73-67-70-71	281	-7	85,000
2013 Cadillac Championship	T33	74-66-75-71	286	-2	71,500
2015 Cadillac Championship	T31	76-74-70-71	291	+3	72,000
2016 Cadillac Championship	T23	72-74-71-71	288	E	91,000
					375,000

FedEx St. Jude Invitational

2010 Bridgestone Invit'l	T22	69-70-69-71	279	-1	72,000
2011 Bridgestone Invit'l	T4	63-70-66-69	268	-12	332,500
2012 Bridgestone Invit'l	T29	75-70-70-66	281	+1	68,000
2013 Bridgestone Invit'l	T53	74-72-72-70	288	+8	48,875
2014 Bridgestone Invit'l	W/D	74-71	145	+5	0
2015 Bridgestone Invit'l	T12	69-69-70-69	277	-3	126,000
2016 Bridgestone Invit'l	T3	67-69-69-72	277	-3	449,250
2017 Bridgestone Invit'l	T24	71-66-70-71	278	-2	82,000
2018 Bridgestone Invit'l	T10	65-66-69-73	273	-7	160,875
					1,339,500

HSBC Champions

2018 HSBC Champions	T11	69-74-72-68	283	-5	140,000
2019 HSBC Champions	T11	71-70-69-74	284	-4	152,333
					292,333
					TOTAL \$6,171,218



BRYSON DECHAMBEAU

United States



HEIGHT: 6-1
WEIGHT: 185
BIRTHDATE: September 16, 1993
BIRTHPLACE: Modesto, California
RESIDENCE: Dallas, Texas
TURNED PROFESSIONAL: 2016

PGA TOUR VICTORIES (5): 2017 John Deere Classic, 2018 THE NORTHERN TRUST, Dell Technologies Champ, the Memorial Tournament, 2019 Shriners Hospitals.

WEB.COM TOUR VICTORIES (1): 2016 DAP Championship.

INTERNATIONAL VICTORIES (1): 2019 Omega Dubai Desert Classic.

WORLD GOLF CHAMPIONSHIPS CAREER SUMMARY

Tournament	Position	Total Score	Total Score	Par	Money
Mexico Championship					
2019 Mexico Championship	T56	75-73-73-69	290	+6	55,500 55,500
FedEx St. Jude Invitational					
2017 Bridgestone Invit'l	T60	75-69-71-72	287	+7	47,500
2018 Bridgestone Invit'l	30	75-69-68-67	279	-1	79,250 126,750
TOTAL					\$182,250



TONY FINAU

United States



HEIGHT: 6-4
WEIGHT: 200
BIRTHDATE: September 14, 1989
BIRTHPLACE: Salt Lake City, Utah
RESIDENCE: Lehi, Utah
TURNED PROFESSIONAL: 2007

PGA TOUR VICTORIES (1): 2016 Puerto Rico Open.

WEB.COM TOUR VICTORIES (1): 2014 Stonebrae Classic.

WORLD GOLF CHAMPIONSHIPS CAREER SUMMARY

Tournament	Position	Total Score	Total Score	Par	Money
Dell Technologies Match Play (2-1-0)					
2018 Dell Tech Match Play	T17				97,917
G1: beat Thomas Pieters, 2 and 1					
G2: beat Kevin Na, 3 and 2					
G3: lost to Alex Noren, 1 Up					
					97,917
Mexico Championship					
2018 Mexico Championship	T27	68-70-68-74	280	-4	91,000
2019 Mexico Championship	T25	73-69-69-69	280	-4	93,250 184,250
FedEx St. Jude Invitational					
2018 Bridgestone Invit'l	T10	68-66-71-68	273	-7	160,875 160,875
HSBC Champions					
2018 HSBC Champions	T11	67-72-74-70	283	-5	140,000
2019 HSBC Champions	2	66-67-70-71	274	-14	1,072,000 1,212,000
TOTAL					\$1,655,042



MATTHEW FITZPATRICK

England



HEIGHT: 5-10
WEIGHT: 155
BIRTHDATE: September 01, 1994
BIRTHPLACE: Sheffield, England
RESIDENCE: Sheffield, England
TURNED PROFESSIONAL: 2014

BEST PGA TOUR CAREER FINISH: 2-2019 Arnold Palmer Inv'tl.

INTERNATIONAL VICTORIES (5): 2015 British Masters [Eur]. 2016 Nordea Masters [Eur], DP World Tour Championship [Eur]. 2017 Omega European Masters [Eur]. 2018 Omega European Masters [Eur].

WORLD GOLF CHAMPIONSHIPS CAREER SUMMARY					
Tournament	Position	Total Score	Total Score	Par	Money
Dell Technologies Match Play (4-5-0)					
2016 Dell Match Play	T38				63,000
G1: lost to Phil Mickelson, 5 and 4					
G2: lost to Patrick Reed, 4 and 3					
G3: beat Daniel Berger, 2 Up					
2017 Dell Tech Match Play	T17				93,308
G1: lost to Kevin Na, 5 and 4					
G2: beat Chris Wood, 4 and 2					
G3: beat Justin Thomas, 2 and 1					
2018 Dell Tech Match Play	T36				65,500
G1: lost to Kyle Stanley, 1 Up					
G2: lost to Russell Henley, 2 and 1					
G3: beat Paul Casey, 3 and 2					
					221,808

Mexico Championship					
2016 Cadillac Championship	T35	76-71-72-73	292	+4	72,500
2017 Mexico Championship	T16	71-67-72-68	278	-6	105,125
2018 Mexico Championship	T30	71-69-74-68	282	-2	81,429
2019 Mexico Championship	T27	72-71-68-70	281	-3	85,000
					344,054

FedEx St. Jude Invitational					
2017 Bridgestone Invit'l	T50	73-71-71-71	286	+6	51,250
2018 Bridgestone Invit'l	T48	66-70-73-73	282	+2	59,250
					110,500

HSBC Champions					
2016 HSBC Champions	T7	68-69-69-67	273	-15	173,750
2017 HSBC Champions	T16	72-74-70-65	281	-7	103,667
2018 HSBC Champions	T9	68-69-72-73	282	-6	176,000
2019 HSBC Champions	T54	67-80-70-81	298	+10	50,313
					503,729
					TOTAL \$1,180,090



TOMMY FLEETWOOD

England



HEIGHT: 5-11
WEIGHT: 168
BIRTHDATE: January 19, 1991
BIRTHPLACE: Southport, England
RESIDENCE: Southport, England
TURNED PROFESSIONAL: 2010

BEST PGA TOUR CAREER FINISH: 2-2017 WGC-Mexico Championship. 2-2018 U.S. Open.

INTERNATIONAL VICTORIES (5): 2011 Kazakhstan Open [EurChall]. 2013 Johnnie Walker Championship at Gleneagles [Eur]. 2017 HNA Open de France [Eur], Abu Dhabi HSBC Championship [Eur]. 2018 Abu Dhabi HSBC Championship presented by EGA [Eur].

OTHER VICTORIES (2): 2011 Formby Hall Classic [PGA EuroPro]. 2013 Farmfoods British Par-3 Championship.

WORLD GOLF CHAMPIONSHIPS CAREER SUMMARY					
Tournament	Position	Total Score	Total Score	Par	Money
Dell Technologies Match Play (6-5-0)					
2015 Cadillac Match Play	T5				285,000
G1: lost to Sergio Garcia, 1 Up					
G2: beat Jamie Donaldson, 21 holes					
G3: beat Bernd Wiesberger, 19 holes					
R4: beat Branden Grace, 2 and 1					
QF: lost to Danny Willett, 4 and 3					
2017 Dell Tech Match Play	T39				63,500
G1: beat Zach Johnson, 1 Up					
G2: lost to Brendan Steele, 1 Up					
G3: lost to Matt Kuchar, 4 and 2					
2018 Dell Tech Match Play	T17				97,917
G1: lost to Ian Poulter, 3 and 2					
G2: beat Kevin Chappell, 7 and 6					
G3: beat Daniel Berger, 2 and 1					
					446,417

Mexico Championship					
2015 Cadillac Championship	T71	77-77-73-80	307	+19	42,625
2017 Mexico Championship	2	69-70-66-66	271	-13	1,045,000
2018 Mexico Championship	T14	72-71-67-66	276	-8	126,500
2019 Mexico Championship	T19	70-65-72-72	279	-5	103,750
					1,317,875

FedEx St. Jude Invitational					
2017 Bridgestone Invit'l	T28	70-68-70-71	279	-1	73,563
2018 Bridgestone Invit'l	T14	66-63-74-71	274	-6	128,250
					201,813

HSBC Champions					
2014 HSBC Champions	T18	68-70-69-72	279	-9	87,000
2015 HSBC Champions	T24	69-75-74-69	287	-1	73,500
2016 HSBC Champions	T30	67-71-72-70	280	-8	68,000
2018 HSBC Champions	T20	71-70-70-74	285	-3	90,250
2019 HSBC Champions	T7	68-68-72-75	283	-5	210,563
					529,313
					TOTAL \$2,495,417



JIM FURYK

United States



HEIGHT: 6-2
WEIGHT: 185
BIRTHDATE: May 12, 1970
BIRTHPLACE: West Chester, Pennsylvania
RESIDENCE: Ponte Vedra Beach, Florida
TURNED PROFESSIONAL: 1992

PGA TOUR VICTORIES (17): 1995 Las Vegas Invitational. 1996 United Airlines Hawaiian. 1998 Las Vegas Invitational. 1999 Las Vegas Invitational. 2000 Doral-Ryder Open. 2001 Mercedes Championships. 2002 Memorial Tournament. 2003 U.S. Open Championship, Buick Open. 2005 Cialis Western Open. 2006 Wachovia Championship, Canadian Open. 2007 Canadian Open. 2010 THE TOUR Championship, Transitions Championship, Verizon Heritage. 2015 RBC Heritage.

WEB.COM TOUR VICTORIES (1): 1993 NIKE Mississippi Gulf Coa.

INTERNATIONAL VICTORIES (3): 1997 Argentine Open. 2005 Nedbank Challenge [SAF]. 2006 Nedbank Challenge [SAF].

OTHER VICTORIES (3): 1998 Fred Meyer Challenge [with David Duval]. 2003 PGA Grand Slam of Golf. 2009 Chevron World Challenge.

WORLD GOLF CHAMPIONSHIPS CAREER SUMMARY

Tournament	Position	Total Score	Total Score	Par	Money
Dell Technologies Match Play (19-18-1)					
1999 Accenture Match Play	T33				25,000
R1: lost to Patrik Sjöland, 5 and 3					
2000 Accenture Match Play	T9				75,000
R1: beat Rocco Mediate, 2 and 1					
R2: beat Bob Tway, 2 and 1					
R3: lost to Davis Love III, 3 and 2					
2002 Accenture Match Play	T9				85,000
R1: beat Billy Andrade, 20 holes					
R2: beat Toshi Izawa, 2 and 1					
R3: lost to Kevin Sutherland, 4 and 3					
2003 Accenture Match Play	T9				95,000
R1: beat Len Mattiace, 2 and 1					
R2: beat Steve Lowery, 6 and 5					
R3: lost to Darren Clarke, 1 Up					
2005 Accenture Match Play	T33				35,000
R1: lost to Ian Poulter, 3 and 1					
2006 Accenture Match Play	T33				35,000
R1: lost to Zach Johnson, 1 Up					
2007 Accenture Match Play	T17				90,000
R1: beat Brett Quigley, 2 and 1					
R2: lost to Chad Campbell, 19 holes					
2008 Accenture Match Play	T33				40,000
R1: lost to Colin Montgomerie, 3 and 2					
2009 Accenture Match Play	T9				140,000
R1: beat Anders Hansen, 2 and 1					
R2: beat Martin Kaymer, 4 and 2					
R3: lost to Ross Fisher, 4 and 3					
2010 Accenture Match Play	T17				95,000
R1: beat Scott Verplank, 2 and 1					
R2: lost to Charl Schwartzel, 3 and 2					
2011 Accenture Match Play	T33				45,000
R1: lost to Ryan Palmer, 1 Up					
2012 Accenture Match Play	T33				45,000
R1: lost to Dustin Johnson, 20 holes					
2013 Accenture Match Play	T17				96,000
R1: beat Ryan Moore, 4 and 2					
R2: lost to Bubba Watson, 22 holes					
2014 Accenture Match Play	T5				280,000
R1: beat Chris Kirk, 2 and 1					
R2: beat Charl Schwartzel, 3 and 2					
R3: beat Harris English, 1 Up					
QF: lost to Rickie Fowler, 1 Up					

2015 Cadillac Match Play	4				520,000
G1: beat George Coetzee, 3 and 2					
G2: lost to Thongchai Jaidee, 3 and 1					
G3: beat Martin Kaymer, 20 holes					
R4: beat J.B. Holmes, 5 and 3					
QF: beat Louis Oosthuizen, 4 and 2					
SF: lost to Rory McIlroy, 1 Up					
Consolation: lost to Danny Willett, 3 and 2					
2017 Dell Tech Match Play	T30				74,000
G1: tied Hideki Matsuyama, Halved					
G2: beat Louis Oosthuizen, 3 and 2					
G3: lost to Ross Fisher, 4 and 2					
					1,775,000

Mexico Championship

1999 American Express	T11	68-73-71-74	286	+2	93,000
2002 American Express	T33	69-69-69-73	280	-8	43,000
2003 American Express	T12	70-74-69-70	283	+3	89,375
2004 American Express	T36	70-70-71-76	287	-1	48,000
2005 American Express	T15	68-67-71-72	278	-2	87,333
2006 American Express	4	67-65-69-69	270	-14	345,000
2007 CA Championship	T35	70-73-72-78	293	+5	56,500
2008 CA Championship	T2	69-71-64-68	272	-16	530,000
2009 CA Championship	3	68-68-69-67	272	-16	470,000
2010 CA Championship	T37	70-76-69-71	286	-2	62,500
2011 Cadillac Championship	T49	74-71-71-75	291	+3	50,500
2013 Cadillac Championship	T35	72-70-72-73	287	-1	68,500
2014 Cadillac Championship	T62	78-77-75-76	306	+18	47,000
2015 Cadillac Championship	T12	70-73-76-69	288	E	123,000
2017 Mexico Championship	T58	77-71-70-71	289	+5	48,500
					2,162,208

FedEx St. Jude Invitational

1999 NEC Invitational	T10	67-72-69-71	279	-1	129,000
2000 NEC Invitational	T4	65-69-69-68	271	-9	243,333
2001 NEC Invitational	2	65-66-66-71	268	-12	500,000
2002 NEC Invitational	T6	70-67-68-70	275	-9	150,000
2003 NEC Invitational	T6	69-69-68-69	275	-5	163,333
2004 NEC Invitational	T22	68-72-71-70	281	+1	65,000
2005 NEC Invitational	T24	72-73-68-69	282	+2	69,000
2006 Bridgestone Invit'l	3	69-65-69-68	271	-9	450,000
2008 Bridgestone Invit'l	T27	68-69-71-72	280	E	60,000
2009 Bridgestone Invit'l	T51	73-71-73-69	286	+6	46,500
2010 Bridgestone Invit'l	T6	72-68-69-64	273	-7	227,500
2011 Bridgestone Invit'l	T23	73-69-67-69	278	-2	75,250
2012 Bridgestone Invit'l	T2	63-66-70-69	268	-12	665,000
2013 Bridgestone Invit'l	T9	67-69-72-68	276	-4	145,750
2014 Bridgestone Invit'l	T15	69-68-69-69	275	-5	97,500
2015 Bridgestone Invit'l	T3	66-66-69-72	273	-7	470,000
2016 Bridgestone Invit'l	T42	74-72-70-73	289	+9	66,500
					3,623,667

HSBC Champions

2011 HSBC Champions	T62	78-68-73-73	292	+4	32,500
					32,500
					TOTAL \$7,593,375



SERGIO GARCIA

Spain



HEIGHT: 5-10
WEIGHT: 180
BIRTHDATE: January 09, 1980
BIRTHPLACE: Castellon, Spain
RESIDENCE: Crans-Montana, Switzerland
TURNED PROFESSIONAL: 1999

PGA TOUR VICTORIES (10): 2001 MasterCard Colonial, Buick Classic. 2002 Mercedes Championships. 2004 Buick Classic, EDS Byron Nelson Champ. 2005 Booz Allen Classic. 2008 THE PLAYERS Championship. 2012 Wyndham Championship. 2016 AT&T Byron Nelson. 2017 Masters Tournament.

INTERNATIONAL VICTORIES (19): 1999 Murphy's Irish Open [Eur], Linde German Masters [Eur]. 2001 Lancome Trophy [Eur]. 2002 Canarias Open de Espana [Eur], Kolon Cup Korean Open [Asia]. 2004 Mallorca Classic [Eur]. 2005 Omega European Masters [Eur]. 2008 Castello Masters [Eur], World Golf Championships-HSBC Champions [Eur], Castello Masters [Eur]. 2011 Andalucia Masters [Eur]. 2012 Iskandar Johor Open [Asia], Thailand Golf Championship [Asia]. 2013 Commercial Bank Qatar Masters [Eur]. 2015 Ho Tram Open [Asia]. 2017 Omega Dubai Desert Classic [Eur], Andalucia Valderrama Masters hosted by the Sergio Garcia Foundation [Eur]. 2018 SMBC Singapore Open [Asia], Andalucia Valderrama Masters hosted by the Sergio Garcia Foundation [Eur].

OTHER VICTORIES (4): 1997 Catalanian Open Championship. 1999 Dunhill Cup [with Miguel Angel Jimenez and Jose Maria Olazabal]. 2001 Nedbank Golf Challenge [SAF]. 2002 Nedbank Golf Challenge [SAF].

WORLD GOLF CHAMPIONSHIPS CAREER SUMMARY

Tournament	Position	Total Score	Total Score	Par	Money
Dell Technologies Match Play (22-18-1)					
2000 Accenture Match Play	T9				75,000
R1: beat Loren Roberts, 20 holes					
R2: beat Mike Weir, 7 and 6					
R3: lost to David Duval, 2 and 1					
2002 Accenture Match Play	T9				85,000
R1: beat Lee Janzen, 3 and 2					
R2: beat Charles Howell III, 1 up					
R3: lost to Scott McCarron, 1 down					
2003 Accenture Match Play	T33				30,000
R1: lost to Kevin Sutherland, 2 and 1					
2004 Accenture Match Play	T33				35,000
R1: lost to Jerry Kelly, 1 Up					
2005 Accenture Match Play	T9				125,000
R1: beat Alex Cejka, 4 and 2					
R2: beat Jerry Kelly, 19 holes					
R3: lost to Adam Scott, 4 and 3					
2007 Accenture Match Play	T17				90,000
R1: beat Darren Clarke, 19 holes					
R2: lost to Charles Howell III, 4 and 3					
2008 Accenture Match Play	T17				90,000
R1: beat John Senden, 3 and 2					
R2: lost to Boo Weekley, 3 and 1					
2009 Accenture Match Play	T33				45,000
R1: lost to Charl Schwartzel, 1 Up					
2010 Accenture Match Play	4				490,000
R1: beat David Toms, 2 Up					
R2: beat Anders Hansen, 2 and 1					
R3: beat Tim Clark, 2 and 1					
QF: beat Oliver Wilson, 4 and 3					
SF: lost to Ian Poulter, 7 and 6					
Consolation: lost to Camilo Villegas, 5 and 4					
2012 Accenture Match Play	T33				45,000
R1: lost to Miguel Angel Jiménez, 2 and 1					
2013 Accenture Match Play	T17				96,000
R1: beat Thongchai Jaidee, 20 holes					
R2: lost to Matt Kuchar, 2 and 1					
2014 Accenture Match Play	T9				148,000
R1: beat Marc Leishman, 22 holes					
R2: beat Bill Haas, 3 and 1					
R3: lost to Rickie Fowler, 1 Up					
2015 Cadillac Match Play	T34				63,500
G1: beat Tommy Fleetwood, 2 Up					
G2: lost to Bernd Wiesberger, 2 and 1					
G3: lost to Jamie Donaldson, 2 and 1					

2016 Dell Match Play	T18				90,900
G1: beat Lee Westwood, 1 Up					
G2: lost to Ryan Moore, 1 Up					
G3: beat Marc Leishman, 5 and 4					
2017 Dell Tech Match Play	T30				74,000
G1: tied Shane Lowry, Halved					
G2: beat Kevin Chappell, 4 and 3					
G3: lost to Jon Rahm, 6 and 4					
2018 Dell Tech Match Play	T9				163,000
G1: beat Shubhankar Sharma, 1 Up					
G2: beat Dylan Frittelli, 2 Up					
G3: beat Xander Schauffele, 3 and 1					
R4: lost to Kyle Stanley, 3 and 1					
					1,745,400

Mexico Championship					
1999 American Express	T7	74-69-69-73	285	+1	135,000
2000 American Express	T5	69-74-74-64	281	-7	157,500
2002 American Express	7	69-69-70-62	270	-18	155,000
2003 American Express	T12	65-73-70-75	283	+3	89,375
2004 American Express	T4	67-72-67-70	276	-12	308,000
2005 American Express	T3	67-69-67-69	272	-8	353,667
2006 American Express	T32	69-73-71-69	282	-2	61,000
2007 CA Championship	T3	71-70-71-70	282	-6	378,333
2008 CA Championship	T15	69-73-69-68	279	-9	86,700
2009 CA Championship	T31	72-72-68-70	282	-6	68,500
2010 CA Championship	T37	74-72-71-69	286	-2	62,500
2012 Cadillac Championship	T60	75-74-68-76	293	+5	42,000
2013 Cadillac Championship	T3	66-72-67-69	274	-14	417,500
2014 Cadillac Championship	T16	74-76-73-69	292	+4	90,667
2015 Cadillac Championship	T31	73-69-71-78	291	+3	72,000
2016 Cadillac Championship	T11	73-71-67-74	285	-3	145,000
2017 Mexico Championship	T12	68-71-68-70	277	-7	131,250
2018 Mexico Championship	T7	68-65-69-70	272	-12	239,750
2019 Mexico Championship	T6	69-66-69-70	274	-10	261,667
					3,255,408

FedEx St. Jude Invitational					
1999 NEC Invitational	T7	67-70-69-72	278	-2	154,000
2002 NEC Invitational	T58	68-73-76-73	290	+6	29,500
2003 NEC Invitational	T30	64-76-69-73	282	+2	43,000
2004 NEC Invitational	T16	68-70-70-70	278	-2	79,333
2005 NEC Invitational	T13	68-70-67-74	279	-1	94,400
2006 Bridgestone Invit'l	T22	69-73-68-71	281	+1	68,000
2007 Bridgestone Invit'l	T20	71-77-71-67	286	+6	75,500
2008 Bridgestone Invit'l	T36	69-72-68-72	281	+1	52,000
2009 Bridgestone Invit'l	T22	68-72-70-70	280	E	74,429
2010 Bridgestone Invit'l	T22	70-70-69-70	279	-1	72,000
2011 Bridgestone Invit'l	T53	68-72-72-72	284	+4	46,500
2012 Bridgestone Invit'l	T29	67-72-71-71	281	+1	68,000
2013 Bridgestone Invit'l	T40	71-76-70-68	285	+5	61,500
2014 Bridgestone Invit'l	2	68-61-67-71	267	-13	900,000
2015 Bridgestone Invit'l	T37	71-67-72-73	283	+3	63,000
2017 Bridgestone Invit'l	T39	72-71-72-67	282	+2	65,500
2018 Bridgestone Invit'l	T39	70-69-67-75	281	+1	66,250
					2,012,912

HSBC Champions					
2014 HSBC Champions	4	70-68-69-63	270	-18	365,000
2015 HSBC Champions	T28	74-72-73-69	288	E	68,500
2016 HSBC Champions	T11	68-70-68-68	274	-14	106,167
2017 HSBC Champions	T9	68-72-69-67	276	-12	170,000
					775,667

TOTAL \$7,789,387



BRANDEN GRACE

South Africa

HEIGHT: 5-10
WEIGHT: 171
BIRTHDATE: May 20, 1988
BIRTHPLACE: Pretoria, South Africa
RESIDENCE: George, South Africa
TURNED PROFESSIONAL: 2007

PGA TOUR VICTORIES (1): 2016 RBC Heritage.

INTERNATIONAL VICTORIES (11): 2010 Coca-Cola Charity Championship [SAf]. 2012 Joburg Open [Eur], Volvo Golf Champions [Eur], Volvo China Open [Eur], Vodacom Origins Final [SAf], Alfred Dunhill Links Championship [Eur]. 2014 Alfred Dunhill Championship [Eur]. 2015 Commercial Bank Qatar Masters [Eur], Dimension Data Pro-Am [SAf]. 2016 Commercial Bank Qatar Masters [Eur]. 2017 Nedbank Golf Challenge hosted by Gary Player [Eur].

WORLD GOLF CHAMPIONSHIPS CAREER SUMMARY

Tournament	Position	Total Score	Total Score	Par	Money
Dell Technologies Match Play (6-8-1)					
2013 Accenture Match Play	T33				46,000
R1: lost to Robert Garrigus, 4 and 3					
2014 Accenture Match Play	T33				48,000
R1: lost to Jimmy Walker, 5 and 4					
2015 Cadillac Match Play	T9				150,000
G1: lost to Zach Johnson, 1 Up					
G2: beat Jason Day, 4 and 3					
G3: beat Charley Hoffman, 2 and 1					
R4: lost to Tommy Fleetwood, 2 and 1					
2016 Dell Match Play	T18				90,900
G1: lost to Chris Kirk, 3 and 1					
G2: beat David Lingmerth, 4 and 3					
G3: beat Russell Knox, 5 and 4					
2017 Dell Tech Match Play	T39				63,500
G1: beat Andy Sullivan, 4 and 2					
G2: lost to William McGirt, 2 and 1					
G3: lost to Brandt Snedeker, 5 and 4					
2018 Dell Tech Match Play	T29				77,429
G1: lost to Bubba Watson, 5 and 3					
G2: beat Julian Suri, 2 and 1					
G3: tied Marc Leishman, Halved					
					475,829

Mexico Championship

2012 Cadillac Championship	T35	78-72-64-70	284	-4	60,500
2013 Cadillac Championship	T49	73-74-72-72	291	+3	54,500
2014 Cadillac Championship	T40	75-74-69-77	295	+7	63,500
2015 Cadillac Championship	54	75-74-72-75	296	+8	52,000
2016 Cadillac Championship	T23	73-73-74-68	288	E	91,000
2017 Mexico Championship	T32	73-69-68-73	283	-1	70,500
2018 Mexico Championship	T30	72-69-73-68	282	-2	81,429
2019 Mexico Championship	T33	71-71-69-71	282	-2	78,000
					551,429

FedEx St. Jude Invitational

2012 Bridgestone Invit'l	T36	72-70-66-74	282	+2	62,500
2013 Bridgestone Invit'l	T65	70-75-70-78	293	+13	42,800
2014 Bridgestone Invit'l	T23	69-71-67-70	277	-3	82,000
2015 Bridgestone Invit'l	T17	73-69-67-70	279	-1	88,500
2016 Bridgestone Invit'l	T10	69-72-71-68	280	E	167,750
2017 Bridgestone Invit'l	T28	71-69-71-68	279	-1	73,563
2018 Bridgestone Invit'l	T63	73-74-71-69	287	+7	49,750
					566,863

HSBC Champions

2012 HSBC Champions	T62	75-76-70-70	291	+3	32,500
2014 HSBC Champions	T39	77-71-67-69	284	-4	58,000
2016 HSBC Champions	T5	63-71-70-68	272	-16	276,500
2017 HSBC Champions	T30	73-75-71-67	286	-2	72,000
2018 HSBC Champions	T15	74-69-72-69	284	-4	107,900
2019 HSBC Champions	T41	72-71-76-75	294	+6	65,000
					611,900
					TOTAL \$2,206,020



EMILIANO GRILLO

Argentina

HEIGHT: 5-9
WEIGHT: 175
BIRTHDATE: September 14, 1992
BIRTHPLACE: Resistencia, Argentina
RESIDENCE: Bradenton, Florida
TURNED PROFESSIONAL: 2011

PGA TOUR VICTORIES (1): 2016 Frys.com Open.

WEB.COM TOUR VICTORIES (1): 2015 Web.com Tour Championship.

OTHER VICTORIES (1): 2014 VISA Open de Argentina presentado por Peugeot.

WORLD GOLF CHAMPIONSHIPS CAREER SUMMARY

Tournament	Position	Total Score	Total Score	Par	Money
Dell Technologies Match Play (1-4-1)					
2016 Dell Match Play	T38				63,000
G1: beat J.B. Holmes, 3 and 2					
G2: lost to Bubba Watson, 1 Up					
G3: lost to Patton Kizzire, 1 Up					
2017 Dell Tech Match Play	T51				54,071
G1: lost to Gary Woodland, 3 and 2					
G2: lost to Søren Kjeldsen, 4 and 3					
G3: tied Rory McIlroy, Halved					
					117,071

Mexico Championship

2016 Cadillac Championship	T47	76-72-72-75	295	+7	62,500
2017 Mexico Championship	T52	72-77-69-69	287	+3	52,000
2019 Mexico Championship	T58	76-73-69-73	291	+7	53,500
					168,000

FedEx St. Jude Invitational

2016 Bridgestone Invit'l	T14	67-71-71-72	281	+1	129,000
2017 Bridgestone Invit'l	T50	72-71-73-70	286	+6	51,250
2018 Bridgestone Invit'l	T66	72-70-68-78	288	+8	48,500
					228,750

HSBC Champions

2016 HSBC Champions	T35	69-71-69-72	281	-7	63,000
2017 HSBC Champions	11	72-67-71-67	277	-11	148,000
2019 HSBC Champions	T14	70-69-74-72	285	-3	129,000
					340,000
					TOTAL \$853,821



JUSTIN HARDING

South Africa



HEIGHT: 6-0
WEIGHT: 176
BIRTHDATE: February 09, 1986
BIRTHPLACE: Somerset West, Western Cape, South Africa
RESIDENCE: Cape Town, South Africa
TURNED PROFESSIONAL: 2010

BEST PGA TOUR CAREER FINISH: 43-2019 CIMB Classic.

INTERNATIONAL VICTORIES (1): 2019 Commercial Bank Qatar Masters.

WORLD GOLF CHAMPIONSHIPS CAREER SUMMARY

Tournament	Position	Total Score	Total Score	Par	Money
HSBC Champions					
2019 HSBC Champions	T46	76-71-72-77	296	+8	59,000
					59,000
			TOTAL		\$59,000



TYRRELL HATTON

England



HEIGHT: 5-9
WEIGHT: 161
BIRTHDATE: October 14, 1991
BIRTHPLACE: High Wycombe, Buckinghamshire, England
RESIDENCE: Marlow, Buckinghamshire, England
TURNED PROFESSIONAL: 2011

BEST PGA TOUR CAREER FINISH: 3-2018 WGC-Mexico Championship.

INTERNATIONAL VICTORIES (3): 2016 Alfred Dunhill Links Championship [Eur]. 2017 Italian Open [Eur], Alfred Dunhill Links Championship [Eur].

WORLD GOLF CHAMPIONSHIPS CAREER SUMMARY

Tournament	Position	Total Score	Total Score	Par	Money
Dell Technologies Match Play (4-3-0)					
2017 Dell Tech Match Play	T17				93,308
G1: beat Charles Howell III, 2 and 1					
G2: beat Jeunghun Wang, 2 Up					
G3: lost to Rafa Cabrera Bello, 2 and 1					
2018 Dell Tech Match Play	T9				163,000
G1: beat Alexander Levy, 3 and 2					
G2: beat Brendan Steele, 3 and 2					
G3: lost to Charley Hoffman, 3 and 2					
R4: lost to Cameron Smith, 2 and 1					
					256,308
Mexico Championship					
2017 Mexico Championship	10	70-67-68-70	275	-9	166,000
2018 Mexico Championship	T3	70-68-64-67	269	-15	510,500
2019 Mexico Championship	T19	67-70-72-70	279	-5	103,750
					780,250

FedEx St. Jude Invitational

2017 Bridgestone Invit'l	T36	72-71-69-69	281	+1	68,000
2018 Bridgestone Invit'l	T28	68-67-72-71	278	-2	81,250
					149,250

HSBC Champions

2016 HSBC Champions	T54	70-76-70-70	286	-2	47,500
2017 HSBC Champions	T23	70-76-67-71	284	-4	80,167
2018 HSBC Champions	T11	68-70-71-74	283	-5	140,000
2019 HSBC Champions	T22	72-70-74-73	289	+1	86,500
					354,167
			TOTAL		\$1,539,974



J.B. HOLMES

United States



HEIGHT: 5-11
WEIGHT: 190
BIRTHDATE: April 26, 1982
BIRTHPLACE: Campbellsville, Kentucky
RESIDENCE: Orlando, Florida
TURNED PROFESSIONAL: 2005

PGA TOUR VICTORIES (5): 2006 FBR Open. 2008 FBR Open. 2014 Wells Fargo Championship. 2015 Shell Houston Open. 2019 Genesis Open.

WORLD GOLF CHAMPIONSHIPS CAREER SUMMARY

Tournament	Position	Total Score	Total Score	Par	Money
Dell Technologies Match Play (6-7-2)					
2008 Accenture Match Play	T33				40,000
R1: lost to Tiger Woods, 1 Up					
2011 Accenture Match Play	T5				270,000
R1: beat Camilo Villegas, 4 and 2					
R2: beat Ernie Els, 1 Up					
R3: beat Jason Day, 1 Up					
QF: lost to Bubba Watson, 19 holes					
2015 Cadillac Match Play	T9				150,000
G1: lost to Marc Warren, 2 and 1					
G2: beat Russell Henley, 19 holes					
G3: beat Brooks Koepka, 2 and 1					
R4: lost to Jim Furyk, 5 and 3					
2016 Dell Match Play	T28				74,500
G1: lost to Emiliano Grillo, 3 and 2					
G2: tied Patton Kizzire, Halved					
G3: beat Bubba Watson, 1 Up					
2017 Dell Tech Match Play	T51				54,071
G1: lost to Daniel Berger, 7 and 5					
G2: tied Si Woo Kim, Halved					
G3: lost to Phil Mickelson, 6 and 5					
					588,571

Mexico Championship

2008 CA Championship	T40	69-72-75-68	284	-4	52,500
2010 CA Championship	T18	69-70-73-70	282	-6	89,000
2015 Cadillac Championship	2	62-73-70-75	280	-8	930,000
2016 Cadillac Championship	59	77-72-72-80	301	+13	51,000
2017 Mexico Championship	T12	69-68-69-71	277	-7	131,250
					1,253,750

FedEx St. Jude Invitational

2006 Bridgestone Invit'l	T50	71-72-68-77	288	+8	41,750
2008 Bridgestone Invit'l	T36	69-68-72-72	281	+1	52,000
2009 Bridgestone Invit'l	T36	70-72-65-75	282	+2	60,000
2010 Bridgestone Invit'l	T44	74-72-69-67	282	+2	54,500
2014 Bridgestone Invit'l	T26	69-69-67-73	278	-2	75,200
2015 Bridgestone Invit'l	T37	74-68-70-71	283	+3	63,000
2016 Bridgestone Invit'l	T27	73-73-71-67	284	+4	80,667
2017 Bridgestone Invit'l	T60	69-73-78-67	287	+7	47,500
					474,617

HSBC Champions

2015 HSBC Champions	T28	70-71-73-74	288	E	68,500
2017 HSBC Champions	T35	71-74-70-72	287	-1	67,000
					135,500

TOTAL \$2,452,438



BILLY HORSCHTEL

United States



HEIGHT: 6-0
WEIGHT: 175
BIRTHDATE: December 07, 1986
BIRTHPLACE: Grant, Florida
RESIDENCE: Ponte Vedra Beach, Florida
TURNED PROFESSIONAL: 2009

PGA TOUR VICTORIES (5): 2013 Zurich Classic of New Or. 2014 TOUR Championship, BMW Championship. 2017 AT&T Byron Nelson. 2018 Zurich Classic of New Or.

WORLD GOLF CHAMPIONSHIPS CAREER SUMMARY

Tournament	Position	Total Score	Total Score	Par	Money
Dell Technologies Match Play (4-4-0)					
2014 Accenture Match Play	T17				99,000
R1: beat Jamie Donaldson, 6 and 5					
R2: lost to Jason Day, 22 holes					
2015 Cadillac Match Play	T17				85,824
G1: beat Brandt Snedeker, 5 and 4					
G2: beat Jason Dufner, 3 and 2					
G3: lost to Rory McIlroy, 20 holes					
2016 Dell Match Play	T38				63,000
G1: lost to Brooks Koepka, 3 and 2					
G2: beat Danny Willett, 3 and 2					
G3: lost to Jaco Van Zyl, 2 and 1					
					247,824

Mexico Championship

2014 Cadillac Championship	T50	77-78-71-73	299	+11	54,500
2015 Cadillac Championship	T46	72-75-75-72	294	+6	59,000
2016 Cadillac Championship	41	72-71-75-75	293	+5	69,000
2019 Mexico Championship	T45	68-76-70-71	285	+1	65,000
					247,500

FedEx St. Jude Invitational

2013 Bridgestone Invit'l	T44	74-74-72-66	286	+6	57,500
2015 Bridgestone Invit'l	T33	71-73-70-68	282	+2	67,500
2017 Bridgestone Invit'l	T74	76-78-77-68	299	+19	43,875
					168,875

HSBC Champions

2014 HSBC Champions	T34	71-69-72-71	283	-5	64,000
2015 HSBC Champions	T73	80-77-79-70	306	+18	40,500
2019 HSBC Champions	T11	68-72-71-73	284	-4	152,333
					256,833

TOTAL \$921,032



CHARLES HOWELL III

United States



HEIGHT: 5-11
WEIGHT: 155
BIRTHDATE: June 20, 1979
BIRTHPLACE: Augusta, Georgia
RESIDENCE: Orlando, Florida
TURNED PROFESSIONAL: 2000

PGA TOUR VICTORIES (3): 2002 Michelob Championship. 2007 Nissan Open. 2019 The RSM Classic.

WORLD GOLF CHAMPIONSHIPS CAREER SUMMARY

Tournament	Position	Total Score	Total Score	Par	Money
Dell Technologies Match Play (10-11-0)					
2002 Accenture Match Play	T17				55,000
R1: beat Stewart Cink, 4 and 3					
R2: lost to Sergio Garcia, 1 down					
2003 Accenture Match Play	T33				30,000
R1: lost to Niclas Fasth, 1 Up					
2004 Accenture Match Play	T33				35,000
R1: lost to Ben Curtis, 1 Up					
2005 Accenture Match Play	T33				35,000
R1: lost to Nick O'Hern, 19 holes					
2006 Accenture Match Play	T33				35,000
R1: lost to Phil Mickelson, 1 Up					
2007 Accenture Match Play	T9				130,000
R1: beat Stuart Appleby, 4 and 3					
R2: beat Sergio Garcia, 4 and 3					
R3: lost to Justin Rose, 3 and 2					
2008 Accenture Match Play	T17				90,000
R1: beat Stephen Ames, 19 holes					
R2: lost to Colin Montgomerie, 1 Up					
2013 Accenture Match Play	T17				96,000
R1: beat Tiger Woods, 2 and 1					
R2: lost to Gonzalo Fernandez-Castaño, 6 and 5					
2017 Dell Tech Match Play	T9				158,000
G1: lost to Tyrrell Hatton, 2 and 1					
G2: beat Rafa Cabrera Bello, 1 Up					
G3: beat Jeunghun Wang, 2 and 1					
R4: lost to Jon Rahm, 6 and 4					

2018 Dell Tech Match Play	T9				163,000
G1: beat Phil Mickelson, 3 and 2					
G2: beat Rafa Cabrera Bello, 3 and 1					
G3: beat Satoshi Kodaira, 2 and 1					
R4: lost to Kiradech Aphibarnrat, 1 Up					
					827,000

Mexico Championship

2003 American Express	T21	76-75-65-70	286	+6	60,000
2004 American Express	T59	74-73-71-78	296	+8	34,250
2007 CA Championship	T16	69-71-71-75	286	-2	87,333
2008 CA Championship	T51	69-76-72-70	287	-1	44,750
2012 Cadillac Championship	T17	70-67-71-72	280	-8	92,000
2013 Cadillac Championship	T12	68-71-69-71	279	-9	113,750
2019 Mexico Championship	T14	69-68-73-67	277	-7	128,000
					560,083

FedEx St. Jude Invitational

2003 NEC Invitational	T21	72-68-74-66	280	E	52,500
2004 NEC Invitational	T9	71-67-68-70	276	-4	116,000
2007 Bridgestone Invit'l	T39	72-76-70-72	290	+10	51,000
2008 Bridgestone Invit'l	T27	68-70-70-72	280	E	60,000
2009 Bridgestone Invit'l	T29	71-72-68-70	281	+1	67,000
					346,500

HSBC Champions

2018 HSBC Champions	T15	72-67-71-74	284	-4	107,900
					107,900

TOTAL \$1,841,483



DUSTIN JOHNSON

United States



HEIGHT: 6-4
WEIGHT: 190
BIRTHDATE: June 22, 1984
BIRTHPLACE: Columbia, South Carolina
RESIDENCE: Jupiter, Florida
TURNED PROFESSIONAL: 2007

PGA TOUR VICTORIES (20): 2008 Turning Stone Champ., 2009 AT&T Pebble Beach. 2010 BMW Championship, AT&T Pebble Beach. 2011 The Barclays. 2012 FedEx St. Jude Classic. 2013 Hyundai T of C. 2014 WGC-HSBC Champions. 2015 WGC-Cadillac Championship. 2016 WGC-Bridgestone Invit'l, BMW Championship, U.S. Open. 2017 THE NORTHERN TRUST, Genesis Open, WGC-Mexico Championship, WGC-Dell Tech Match Play. 2018 FedEx St. Jude Classic, RBC Canadian Open, Sentry T of C. 2019 WGC-Mexico Championship.

INTERNATIONAL VICTORIES (1): 2019 Saudi International powered by SBIA.

OTHER VICTORIES (1): 2010 Shark Shootout [with Ian Poulter].

WORLD GOLF CHAMPIONSHIPS CAREER SUMMARY

Tournament	Position	Total Score	Total Score	Par	Money
Dell Technologies Match Play (14-12-0)					
2009 Accenture Match Play	T33				45,000
R1: lost to Steve Stricker, 2 and 1					
2010 Accenture Match Play	T33				45,000
R1: lost to Camilo Villegas, 4 and 3					
2011 Accenture Match Play	T33				45,000
R1: lost to Mark Wilson, 19 holes					
2012 Accenture Match Play	T9				140,000
R1: beat Jim Furyk, 20 holes					
R2: beat Francesco Molinari, 7 and 5					
R3: lost to Mark Wilson, 4 and 3					
2013 Accenture Match Play	T33				46,000
R1: lost to Alex Noren, 6 and 4					
2014 Accenture Match Play	T33				48,000
R1: lost to Peter Hanson, 4 and 3					
2015 Cadillac Match Play	T17				85,824
G1: beat Matt Jones, 3 and 1					
G2: lost to Charl Schwartzel, 20 holes					
G3: beat Victor Dubuisson, 2 and 1					
2016 Dell Match Play	T5				290,000
G1: lost to Robert Streb, 3 and 2					
G2: beat Kiradech Aphibarnrat, 5 and 4					
G3: beat Jimmy Walker, 2 and 1					
R4: beat Patrick Reed, 3 and 2					
QF: lost to Louis Oosthuizen, 2 and 1					
2017 Dell Tech Match Play	1				1,660,000
G1: beat Webb Simpson, 5 and 3					
G2: beat Martin Kaymer, 3 and 2					
G3: beat Jimmy Walker, 5 and 3					
R4: beat Zach Johnson, 5 and 4					
QF: beat Alex Noren, 3 and 2					
SF: beat Hideto Tanihara, 1 Up					
Consolation: beat Jon Rahm, 1 Up					
2018 Dell Tech Match Play	T59				50,250
G1: lost to Bernd Wiesberger, 3 and 1					
G2: lost to Adam Hadwin, 4 and 3					
G3: lost to Kevin Kisner, 4 and 3					
					2,455,074

Mexico Championship

2009 CA Championship	T35	70-66-71-76	283	-5	64,000
2010 CA Championship	T56	69-72-76-73	290	+2	45,500
2011 Cadillac Championship	2	69-69-65-71	274	-14	850,000
2012 Cadillac Championship	T35	75-68-73-68	284	-4	60,500
2013 Cadillac Championship	T12	68-69-70-72	279	-9	113,750
2014 Cadillac Championship	T4	69-74-73-72	288	E	395,000
2015 Cadillac Championship	1	68-73-69-69	279	-9	1,570,000
2016 Cadillac Championship	T14	72-64-71-79	286	-2	120,000
2017 Mexico Championship	1	70-66-66-68	270	-14	1,660,000
2018 Mexico Championship	T7	69-66-68-69	272	-12	239,750
2019 Mexico Championship	1	64-67-66-66	263	-21	1,745,000
					6,863,500


FedEx St. Jude Invitational

2009 Bridgestone Invit'l	T22	70-71-70-69	280	E	74,429
2010 Bridgestone Invit'l	15	72-65-68-71	276	-4	96,000
2011 Bridgestone Invit'l	T48	73-69-70-71	283	+3	49,300
2012 Bridgestone Invit'l	T19	69-68-73-68	278	-2	82,000
2013 Bridgestone Invit'l	T33	72-69-75-67	283	+3	68,000
2015 Bridgestone Invit'l	T53	69-67-75-76	287	+7	48,167
2016 Bridgestone Invit'l	1	69-73-66-66	274	-6	1,620,000
2017 Bridgestone Invit'l	T17	68-75-68-66	277	-3	95,500
2018 Bridgestone Invit'l	T3	69-71-66-64	270	-10	510,000
					2,643,395

HSBC Champions

2012 HSBC Champions	T39	67-68-84-66	285	-3	47,000
2014 HSBC Champions	1	69-63-66-66	264	-24	1,400,000
2016 HSBC Champions	T5	65-71-65-71	272	-16	276,500
2017 HSBC Champions	T35	74-74-70-69	287	-1	67,000
2018 HSBC Champions	T2	68-63-68-77	276	-12	679,667
2019 HSBC Champions	T30	74-73-73-71	291	+3	74,500
					2,544,667

TOTAL \$14,506,635



SI WOO KIM

South Korea



HEIGHT: 5-11
WEIGHT: 182
BIRTHDATE: June 28, 1995
BIRTHPLACE: Seoul, South Korea
RESIDENCE: Dallas, Texas
TURNED PROFESSIONAL: 2012

PGA TOUR VICTORIES (2): 2016 Wyndham Championship. 2017 THE PLAYERS Championship.

WEB.COM TOUR VICTORIES (1): 2015 Stonebrae Classic.

WORLD GOLF CHAMPIONSHIPS CAREER SUMMARY

Tournament	Position	Total Score	Total Score	Par	Money
Dell Technologies Match Play (3-2-2)					
2017 Dell Tech Match Play	T30				74,000
G1: lost to Phil Mickelson, 5 and 3					
G2: tied J.B. Holmes, Halved					
G3: beat Daniel Berger, 1 Up					
2018 Dell Tech Match Play	T9				163,000
G1: tied Pat Perez, Halved					
G2: beat Gary Woodland, 5 and 3					
G3: beat Webb Simpson, 2 Up					
R4: lost to Justin Thomas, 6 and 5					
					237,000
Mexico Championship					
2017 Mexico Championship	T72	71-75-77-76	299	+15	44,250
					44,250

FedEx St. Jude Invitational

2017 Bridgestone Invit'l	T50	73-69-71-73	286	+6	51,250
2018 Bridgestone Invit'l	T10	64-68-72-69	273	-7	160,875
					212,125

HSBC Champions

2017 HSBC Champions	T63	74-81-72-69	296	+8	45,250
2018 HSBC Champions	T69	71-71-79-76	297	+9	45,125
					90,375
TOTAL					\$583,750



KEVIN KISNER

United States



HEIGHT: 5-10
WEIGHT: 165
BIRTHDATE: February 15, 1984
BIRTHPLACE: Aiken, South Carolina
RESIDENCE: Aiken, South Carolina
TURNED PROFESSIONAL: 2006

PGA TOUR VICTORIES (2): 2016 The RSM Classic. 2017 DEAN & DELUCA Inv'tl.

WEB.COM TOUR VICTORIES (2): 2010 Mylan Classic. 2013 Chile Classic.

WORLD GOLF CHAMPIONSHIPS CAREER SUMMARY

Tournament	Position	Total Score	Total Score	Par	Money
Dell Technologies Match Play (8-4-1)					
2016 Dell Match Play	T38				63,000
G1: beat Søren Kjeldsen, 2 and 1					
G2: lost to Rafa Cabrera Bello, 4 and 3					
G3: lost to Hideki Matsuyama, 3 and 2					
2017 Dell Tech Match Play	T17				93,308
G1: lost to Brooks Koepka, 6 and 5					
G2: beat Patrick Reed, 1 Up					
G3: beat Jason Dufner, 2 and 1					
2018 Dell Tech Match Play	2				1,072,000
G1: tied Adam Hadwin, Halved					
G2: beat Bernd Wiesberger, 5 and 4					
G3: beat Dustin Johnson, 4 and 3					
R4: beat Matt Kuchar, 1 Up					
QF: beat Ian Poulter, 8 and 6					
SF: beat Alex Noren, 19 holes					
Consolation: lost to Bubba Watson, 7 and 6					
					1,228,308
Mexico Championship					
2016 Cadillac Championship	T23	75-69-72-72	288	E	91,000
2017 Mexico Championship	11	72-68-68-68	276	-8	154,000
2018 Mexico Championship	29	70-71-66-74	281	-3	88,000
2019 Mexico Championship	T27	73-67-70-71	281	-3	85,000
					418,000

FedEx St. Jude Invitational

2015 Bridgestone Invit'l	T37	73-69-73-68	283	+3	63,000
2016 Bridgestone Invit'l	T16	69-70-72-71	282	+2	105,200
2017 Bridgestone Invit'l	T28	67-73-73-66	279	-1	73,563
2018 Bridgestone Invit'l	T39	74-68-68-71	281	+1	66,250
					308,013

HSBC Champions

2016 HSBC Champions	2	64-66-70-70	270	-18	850,000
2017 HSBC Champions	T70	72-80-69-78	299	+11	43,625
					893,625
TOTAL					\$2,847,945



RUSSELL KNOX

Scotland



HEIGHT: 5-10
WEIGHT: 160
BIRTHDATE: June 21, 1985
BIRTHPLACE: Inverness, Scotland
RESIDENCE: Ponte Vedra Beach, Florida
TURNED PROFESSIONAL: 2007

PGA TOUR VICTORIES (2): 2016 WGC-HSBC Champions, Travelers Championship.

WEB.COM TOUR VICTORIES (1): 2011 Chiquita Classic.

INTERNATIONAL VICTORIES (1): 2018 Dubai Duty Free Irish Open hosted by the Rory Foundation [Eur].

WORLD GOLF CHAMPIONSHIPS CAREER SUMMARY

Tournament	Position	Total Score	Total Score	Par	Money
Dell Technologies Match Play (2-3-1)					
2016 Dell Match Play	T28				74,500
G1: tied David Lingmerth, Halved					
G2: beat Chris Kirk, 2 and 1					
G3: lost to Branden Grace, 5 and 4					
2017 Dell Tech Match Play	T39				63,500
G1: beat Bill Haas, 3 and 2					
G2: lost to K.T. Kim, 3 and 1					
G3: lost to Danny Willett, 4 and 2					
					138,000
Mexico Championship					
2016 Cadillac Championship	27	71-71-72-75	289	+1	86,000
2017 Mexico Championship	70	73-74-68-81	296	+12	45,000
2019 Mexico Championship	T39	72-72-70-70	284	E	70,500
					201,500

FedEx St. Jude Invitational

2016 Bridgestone Invit'l	54	74-75-75-72	296	+16	56,000
2017 Bridgestone Invit'l	T5	66-71-68-68	273	-7	268,500
2018 Bridgestone Invit'l	T48	67-70-73-72	282	+2	59,250
					383,750

HSBC Champions

2016 HSBC Champions	1	67-65-68-68	268	-20	1,400,000
2017 HSBC Champions	T9	66-68-68-74	276	-12	170,000
2019 HSBC Champions	68	74-77-76-76	303	+15	46,250
					1,616,250
					TOTAL \$2,339,500



SATOSHI KODAIRA

Japan



HEIGHT: 5-7
WEIGHT: 150
BIRTHDATE: September 11, 1989
BIRTHPLACE: Tokyo, Japan
RESIDENCE: Tokyo, Japan
TURNED PROFESSIONAL: 2010

PGA TOUR VICTORIES (1): 2018 RBC Heritage.

INTERNATIONAL VICTORIES (8): 2012 PGA JGTO challenge Cup II in Boso [Jpn Chall]. 2013 Japan Golf Tour Championship [Jpn]. 2014 Dunlop Srixon Fukushima Open [Jpn]. 2015 Japan Open [Jpn]. 2016 Bridgestone Open [Jpn]. 2017 Mitsui Sumitomo VISA Taiheiyo Masters [Jpn]. Top Cup Tokai Classic [Jpn]. 2018 Golf Nippon Series JT Cup.

WORLD GOLF CHAMPIONSHIPS CAREER SUMMARY

Tournament	Position	Total Score	Total Score	Par	Money
Dell Technologies Match Play (0-3-0)					
2018 Dell Tech Match Play	T59				50,250
G1: lost to Rafa Cabrera Bello, 2 and 1					
G2: lost to Phil Mickelson, 1 Up					
G3: lost to Charles Howell III, 2 and 1					
					50,250
Mexico Championship					
2018 Mexico Championship	54	72-73-73-70	288	+4	60,000
2019 Mexico Championship	T51	75-72-76-64	287	+3	60,000
					120,000
FedEx St. Jude Invitational					
2013 Bridgestone Invit'l	T65	70-74-76-73	293	+13	42,800
2017 Bridgestone Invit'l	T47	73-71-71-70	285	+5	57,000
2018 Bridgestone Invit'l	T63	73-69-71-74	287	+7	49,750
					149,550
HSBC Champions					
2016 HSBC Champions	71	74-76-76-68	294	+6	41,750
2019 HSBC Champions	T37	72-73-70-78	293	+5	68,000
					109,750
					TOTAL \$429,550



BROOKS KOEPKA

United States



HEIGHT: 6-0
WEIGHT: 205
BIRTHDATE: May 03, 1990
BIRTHPLACE: West Palm Beach, Florida
RESIDENCE: Jupiter, Florida
TURNED PROFESSIONAL: 2012

PGA TOUR VICTORIES (5): 2015 Waste Management Phoenix. 2017 U.S. Open. 2018 PGA Championship, U.S. Open. 2019 THE CJ CUP @ NINE BRIDGES.

INTERNATIONAL VICTORIES (7): 2012 Challenge de Catalunya [EurChall]. 2013 Scottish Hydro Challenge [EurChall], Fred Olesen Challenge de Espana [EurChall], Montecchia Golf Open [EurChall]. 2014 Turkish Airlines Open [Eur]. 2016 Dunlop Phoenix [Jpn]. 2017 Dunlop Phoenix [Jpn].

WORLD GOLF CHAMPIONSHIPS CAREER SUMMARY

Tournament	Position	Total Score	Total Score	Par	Money
Dell Technologies Match Play (8-4-0)					
2015 Cadillac Match Play	T17				85,824
G1: beat Russell Henley, 1 Up					
G2: beat Marc Warren, 20 holes					
G3: lost to J.B. Holmes, 2 and 1					
2016 Dell Match Play	T5				290,000
G1: beat Billy Horschel, 3 and 2					
G2: beat Jaco Van Zyl, 5 and 4					
G3: lost to Danny Willett, 4 and 3					
R4: beat Matt Kuchar, 1 Up					
QF: lost to Jason Day, 3 and 2					
2017 Dell Tech Match Play	T9				158,000
G1: beat Kevin Kisner, 6 and 5					
G2: beat Jason Dufner, 6 and 5					
G3: beat Patrick Reed, 1 Up					
R4: lost to Alex Noren, 2 and 1					
					533,824

Mexico Championship

2015 Cadillac Championship	T17	69-74-73-73	289	+1	97,500
2016 Cadillac Championship	T23	71-71-74-72	288	E	91,000
2017 Mexico Championship	T48	76-69-68-73	286	+2	55,500
2019 Mexico Championship	T27	73-70-69-69	281	-3	85,000
					329,000

FedEx St. Jude Invitational

2015 Bridgestone Invit'l	T6	69-69-68-69	275	-5	219,000
2017 Bridgestone Invit'l	T17	71-69-67-70	277	-3	95,500
2018 Bridgestone Invit'l	5	66-70-68-67	271	-9	357,000
					671,500

HSBC Champions

2017 HSBC Champions	T40	73-70-69-76	288	E	62,000
2018 HSBC Champions	T2	64-68-73-71	276	-12	679,667
2019 HSBC Champions	T16	72-74-71-69	286	-2	116,000
					857,667

TOTAL \$2,391,990



MATT KUCHAR

United States



HEIGHT: 6-4
WEIGHT: 195
BIRTHDATE: June 21, 1978
BIRTHPLACE: Winter Park, Florida
RESIDENCE: St. Simons Island, Georgia
TURNED PROFESSIONAL: 2000

PGA TOUR VICTORIES (9): **2002** The Honda Classic. **2009** Turning Stone Champ.. **2010** The Barclays. **2012** THE PLAYERS Championship. **2013** WGC-Accenture Match Play, the Memorial Tournament. **2014** RBC Heritage. **2019** Mayakoba Golf Classic, Sony Open in Hawaii.

WEB.COM TOUR VICTORIES (1): **2006** Henrico County Open.

INTERNATIONAL VICTORIES (2): **2011** OMEGA Mission Hills World Cup [with Gary Woodland]. **2015** Fiji International [OneAsia].

OTHER VICTORIES (3): **2011** CVS Caremark Charity Classic [with Zach Johnson]. **2013** Franklin Templeton Shootout [with Harris English]. **2016** Franklin Templeton Shootout [with Harris English].

WORLD GOLF CHAMPIONSHIPS CAREER SUMMARY

Tournament	Position	Total Score	Total Score	Par	Money
Dell Technologies Match Play (23-9-3)					
2010 Accenture Match Play	T17				95,000
R1: beat Anthony Kim, 3 and 2					
R2: lost to Jeev Milkha Singh, 1 Up					
2011 Accenture Match Play	3				600,000
R1: beat Anders Hansen, 22 holes					
R2: beat Bo Van Pelt, 3 and 2					
R3: beat Rickie Fowler, 2 and 1					
QF: beat Y.E. Yang, 2 and 1					
SF: lost to Luke Donald, 6 and 5					
Consolation: beat Bubba Watson, 2 and 1					
2012 Accenture Match Play	T5				270,000
R1: beat Jonathan Byrd, 1 Up					
R2: beat Bubba Watson, 3 and 2					
R3: beat Martin Kaymer, 4 and 3					
QF: lost to Hunter Mahan, 6 and 5					
2013 Accenture Match Play	1				1,500,000
R1: beat Hiroyuki Fujita, 3 and 2					
R2: beat Sergio Garcia, 2 and 1					
R3: beat Nicolas Colsaerts, 4 and 3					
QF: beat Robert Garrigus, 3 and 2					
SF: beat Jason Day, 4 and 3					
Consolation: beat Hunter Mahan, 2 and 1					
2014 Accenture Match Play	T9				148,000
R1: beat Bernd Wiesberger, 3 and 2					
R2: beat Ryan Moore, 1 Up					
R3: lost to Jordan Spieth, 2 and 1					
2015 Cadillac Match Play	T34				63,500
G1: lost to Ben Martin, 1 Up					
G2: beat Stephen Gallacher, 3 and 2					
G3: lost to Hunter Mahan, 5 and 4					
2016 Dell Match Play	T9				152,000
G1: beat Anirban Lahiri, 6 and 5					

G2: tied Fabián Gómez, Halved					
G3: beat Justin Rose, 3 and 2					
R4: lost to Brooks Koepka, 1 Up					
2017 Dell Tech Match Play	T30				74,000
G1: tied Brendan Steele, Halved					
G2: lost to Zach Johnson, 1 Up					
G3: beat Tommy Fleetwood, 4 and 2					
2018 Dell Tech Match Play	T9				163,000
G1: tied Zach Johnson, Halved					
G2: beat Yuta Ikeda, 1 Up					
G3: beat Ross Fisher, 6 and 4					
R4: lost to Kevin Kisner, 1 Up					
3,065,500					

Mexico Championship

2010 CA Championship	T3	71-71-67-68	277	-11	426,667
2011 Cadillac Championship	5	68-69-68-71	276	-12	350,000
2012 Cadillac Championship	T8	72-67-66-72	277	-11	165,000
2013 Cadillac Championship	T35	72-72-72-71	287	-1	68,500
2014 Cadillac Championship	T13	69-74-74-74	291	+3	110,000
2015 Cadillac Championship	T23	73-75-70-72	290	+2	83,000
2016 Cadillac Championship	T28	70-78-70-72	290	+2	79,429
2017 Mexico Championship	T20	68-71-67-73	279	-5	91,333
2018 Mexico Championship	T58	74-74-73-71	292	+8	55,500
2019 Mexico Championship	50	66-67-79-74	286	+2	62,000
1,491,429					

FedEx St. Jude Invitational

2002 NEC Invitational	T38	71-68-71-75	285	+1	37,250
2010 Bridgestone Invit'l	T9	69-67-66-73	275	-5	125,833
2011 Bridgestone Invit'l	T19	71-69-65-71	276	-4	85,000
2012 Bridgestone Invit'l	T8	70-70-70-66	276	-4	128,750
2013 Bridgestone Invit'l	T27	72-71-69-70	282	+2	73,500
2014 Bridgestone Invit'l	T12	71-66-72-65	274	-6	115,000
2015 Bridgestone Invit'l	T25	72-68-72-68	280	E	74,667
2016 Bridgestone Invit'l	T3	69-72-70-66	277	-3	449,250
2017 Bridgestone Invit'l	T17	71-72-66-68	277	-3	95,500
2018 Bridgestone Invit'l	T14	68-70-67-69	274	-6	128,250
1,313,000					

HSBC Champions

2017 HSBC Champions	T21	73-66-68-76	283	-5	88,000
2018 HSBC Champions	T31	67-70-72-78	287	-1	72,000
232,000					
TOTAL \$6,101,929					



MARC LEISHMAN

Australia



HEIGHT: 6-2
WEIGHT: 200
BIRTHDATE: October 24, 1983
BIRTHPLACE: Warrnambool, Victoria, Australia
RESIDENCE: Virginia Beach, Virginia
TURNED PROFESSIONAL: 2005

PGA TOUR VICTORIES (4): 2012 Travelers Championship. 2017 Arnold Palmer Inv'tl, BMW Championship. 2019 CIMB Classic.

WEB.COM TOUR VICTORIES (1): 2008 WNB Golf Classic.

INTERNATIONAL VICTORIES (5): 2006 Queensland Cairns Classic [Aus], Toyota Southern Classic [Aus], Jisan Resort Open [Kor]. 2007 Toyota Southern Classic [Aus]. 2015 Nedbank Golf Challenge [Eur].

WORLD GOLF CHAMPIONSHIPS CAREER SUMMARY					
Tournament	Position	Total Score	Total Score	Par	Money
Dell Technologies Match Play (5-8-2)					
2014 Accenture Match Play	T33				48,000
R1: lost to Sergio Garcia, 22 holes					
2015 Cadillac Match Play	T9				150,000
G1: beat Justin Rose, 3 and 2					
G2: beat Ryan Palmer, 4 and 3					
G3: beat Anirban Lahiri, 1 Up					
R4: lost to Gary Woodland, 2 and 1					
2016 Dell Match Play	T51				52,000
G1: tied Ryan Moore, Halved					
G2: lost to Lee Westwood, 1 Up					
G3: lost to Sergio Garcia, 5 and 4					
2017 Dell Tech Match Play	T9				158,000
G1: beat Lee Westwood, 3 and 2					
G2: lost to Pat Perez, 2 and 1					
G3: beat Jason Day,					
R4: lost to Phil Mickelson, 4 and 3					
2018 Dell Tech Match Play	T52				54,214
G1: lost to Julian Suri, 3 and 2					
G2: lost to Bubba Watson, 3 and 2					
G3: tied Branden Grace, Halved					

462,214

Mexico Championship					
2010 CA Championship	T63	78-73-71-72	294	+6	41,250
2016 Cadillac Championship	T28	73-73-69-75	290	+2	79,429
2018 Mexico Championship	T37	69-68-69-77	283	-1	73,000
2019 Mexico Championship	T62	77-75-69-72	293	+9	50,500
					244,179

FedEx St. Jude Invitational					
2012 Bridgestone Invit'l	T45	70-72-70-73	285	+5	53,000
2014 Bridgestone Invit'l	3	64-69-68-67	268	-12	522,000
2015 Bridgestone Invit'l	T33	72-70-70-70	282	+2	67,500
2016 Bridgestone Invit'l	55	76-72-75-77	300	+20	55,000
2017 Bridgestone Invit'l	T41	73-71-70-69	283	+3	63,000
2018 Bridgestone Invit'l	T14	65-69-67-73	274	-6	128,250
					888,750

HSBC Champions					
2012 HSBC Champions	T18	73-68-65-70	276	-12	75,000
2015 HSBC Champions	9	72-71-69-69	281	-7	158,000
2016 HSBC Champions	T11	69-72-65-68	274	-14	106,167
2018 HSBC Champions	T38	71-79-68-71	289	+1	64,500
					403,667
					TOTAL \$1,998,810



TOM LEWIS

England



HEIGHT: 5-10
WEIGHT: 165
BIRTHDATE: January 05, 1991
BIRTHPLACE: Welwyn Garden City, England
RESIDENCE: Welwyn Garden City, England
TURNED PROFESSIONAL: 2011

BEST PGA TOUR CAREER FINISH: 30-2011 The Open Championship.

WORLD GOLF CHAMPIONSHIPS CAREER SUMMARY					
Tournament	Position	Total Score	Total Score	Par	Money
Mexico Championship					
2019 Mexico Championship	T65	74-73-77-70	294	+10	49,625
					49,625
FedEx St. Jude Invitational					
2012 Bridgestone Invit'l	74	78-76-74-73	301	+21	41,000
					41,000
HSBC Champions					
2011 HSBC Champions	76	78-71-72-83	304	+16	26,000
					26,000
					TOTAL \$116,625



HAOTONG LI

China



HEIGHT: 6-0
WEIGHT: 165
BIRTHDATE: August 03, 1995
BIRTHPLACE: Hunan, China
RESIDENCE: Shanghai, China
TURNED PROFESSIONAL: 2011

BEST PGA TOUR CAREER FINISH: 3-2017 The Open Championship.

INTERNATIONAL VICTORIES (3): 2014 Nanshan China Masters [OneAsia]. 2016 Volvo China Open [Eur]. 2018 Omega Dubai Desert Classic [Eur].

OTHER VICTORIES (3): 2014 Sanya Hainan Open, Tour Championship presented by CTS Tycoon, Jianye Tianzhu Henan Open.

WORLD GOLF CHAMPIONSHIPS CAREER SUMMARY

Tournament	Position	Total Score	Total Score	Par	Money
Dell Technologies Match Play (0-3-0)					
2018 Dell Tech Match Play	T59				50,250
G1: lost to Patrick Reed, 3 and 2					
G2: lost to Jordan Spieth, 4 and 2					
G3: lost to Charl Schwartzel, 3 and 2					
					50,250

Mexico Championship

2018 Mexico Championship	63	73-79-73-73	298	+14	52,000
2019 Mexico Championship	T19	69-72-71-67	279	-5	103,750
					155,750

FedEx St. Jude Invitational

2018 Bridgestone Invit'l	T39	66-67-72-76	281	+1	66,250
					66,250

HSBC Champions

2014 HSBC Champions	T39	72-71-74-67	284	-4	58,000
2015 HSBC Champions	T35	75-72-76-67	290	+2	61,500
2016 HSBC Champions	T7	66-69-66-72	273	-15	173,750
2017 HSBC Champions	T63	73-72-74-77	296	+8	45,250
2018 HSBC Champions	T50	72-76-71-73	292	+4	51,875
2019 HSBC Champions	T11	73-72-69-70	284	-4	152,333
					542,708
					TOTAL \$814,958



LUKE LIST

United States



HEIGHT: 6-2
WEIGHT: 190
BIRTHDATE: January 14, 1985
BIRTHPLACE: Seattle, Washington
RESIDENCE: Augusta, Georgia
TURNED PROFESSIONAL: 2007

BEST PGA TOUR CAREER FINISH: 2-2017 Sanderson Farms Champ..2-2018 The Honda Classic.

WEB.COM TOUR VICTORIES (1): 2012 South Georgia Classic.

WORLD GOLF CHAMPIONSHIPS CAREER SUMMARY

Tournament	Position	Total Score	Total Score	Par	Money
Dell Technologies Match Play (0-3-0)					
2018 Dell Tech Match Play	T59				50,250
G1: lost to Justin Thomas, 1 Up					
G2: lost to Francesco Molinari, 3 and 2					
G3: lost to Patton Kizzire, 4 and 2					
					50,250
FedEx St. Jude Invitational					
2018 Bridgestone Invit'l	T24	65-68-71-73	277	-3	87,250
					87,250
					TOTAL \$137,500



SHANE LOWRY

Ireland

HEIGHT: 6-1
WEIGHT: 216
BIRTHDATE: April 02, 1987
BIRTHPLACE: Clara, County Offaly, Ireland
RESIDENCE: Dublin, Ireland
TURNED PROFESSIONAL: 2009

PGA TOUR VICTORIES (1): 2015 WGC-Bridgestone Invit'l.

INTERNATIONAL VICTORIES (3): 2009 The 3 Irish Open [Eur]. 2012 Portugal Masters [Eur]. 2019 Abu Dhabi HSBC Championship presented by EGA.

WORLD GOLF CHAMPIONSHIPS CAREER SUMMARY

Tournament	Position	Total Score	Total Score	Par	Money
Dell Technologies Match Play (3-7-2)					
2013 Accenture Match Play	T9				144,000
R1: beat Rory McIlroy, 1 Up					
R2: beat Carl Pettersson, 6 and 5					
R3: lost to Graeme McDowell, 3 and 2					
2015 Cadillac Match Play	T34				63,500
G1: beat Graeme McDowell, 1 Up					
G2: lost to Rickie Fowler, 1 Up					
G3: lost to Harris English, 1 Up					
2016 Dell Match Play	T51				52,000
G1: lost to Martin Kaymer, 1 Up					
G2: tied Marcus Fraser, Halved					
G3: lost to Zach Johnson, 4 and 3					
2017 Dell Tech Match Play	T51				54,071
G1: tied Sergio Garcia, Halved					
G2: lost to Jon Rahm, 2 and 1					
G3: lost to Kevin Chappell, 1 Up					
					313,571
Mexico Championship					
2015 Cadillac Championship	T17	71-74-70-74	289	+1	97,500
2016 Cadillac Championship	T35	71-73-75-73	292	+4	72,500
2019 Mexico Championship	T62	70-76-72-75	293	+9	50,500
					220,500

FedEx St. Jude Invitational

2009 Bridgestone Invit'l	77	78-78-72-72	300	+20	36,000
2013 Bridgestone Invit'l	T48	72-76-70-69	287	+7	53,000
2015 Bridgestone Invit'l	1	70-66-67-66	269	-11	1,570,000
2016 Bridgestone Invit'l	T36	76-72-70-68	286	+6	73,500
					1,732,500

HSBC Champions

2012 HSBC Champions	32	66-68-72-75	281	-7	55,000
2015 HSBC Champions	34	78-69-74-68	289	+1	65,000
2016 HSBC Champions	T68	74-75-72-71	292	+4	42,375
2017 HSBC Champions	T23	74-68-65-77	284	-4	80,167
					300,542
					TOTAL \$2,567,113



HIDEKI MATSUYAMA

Japan



HEIGHT: 5-11
WEIGHT: 198
BIRTHDATE: February 25, 1992
BIRTHPLACE: Ehime, Japan
RESIDENCE: Sendai, Japan
TURNED PROFESSIONAL: 2013

PGA TOUR VICTORIES (5): **2014** the Memorial Tournament. **2016** Waste Management Phoenix. **2017** WGC-Bridgestone Invit'l, Waste Management Phoenix, WGC-HSBC Champions.

INTERNATIONAL VICTORIES (8): **2011** Mitsui Sumitomo Visa Taiheiyō [Jpn]. **2013** Tsuruya Open [Jpn], Diamond Cup Golf [Jpn], Fujisankei Classic [Jpn], Casio World Open [Jpn]. **2014** Dunlop Phoenix [Jpn]. **2016** Japan Open Golf Championship [Jpn], Taiheiyō Masters [Jpn].

OTHER VICTORIES (1): **2016** Hero World Challenge.

WORLD GOLF CHAMPIONSHIPS CAREER SUMMARY

Tournament	Position	Total Score	Total Score	Par	Money
Dell Technologies Match Play (7-7-1)					
2014 Accenture Match Play	T17				99,000
R1: beat Martin Kaymer, 2 and 1					
R2: lost to Graeme McDowell, 1 Up					
2015 Cadillac Match Play	T9				150,000
G1: beat Alexander Levy, 5 and 4					
G2: beat Joost Luiten, 2 Up					
G3: beat Kevin Na, 5 and 4					
R4: lost to Rory McIlroy, 6 and 5					
2016 Dell Match Play	T18				90,900
G1: lost to Rafa Cabrera Bello, 1 Up					
G2: beat Søren Kjeldsen, 4 and 2					
G3: beat Kevin Kisner, 3 and 2					
2017 Dell Tech Match Play	T51				54,071
G1: tied Jim Furyk, Halved					
G2: lost to Ross Fisher, 2 and 1					
G3: lost to Louis Oosthuizen, 6 and 4					
2018 Dell Tech Match Play	T36				65,500
G1: beat Yusaku Miyazato, 2 and 1					
G2: lost to Cameron Smith, 1 Up					
G3: lost to Patrick Cantlay, 4 and 3					
					459,471

Mexico Championship

2014 Cadillac Championship	T34	72-77-71-74	294	+6	68,500
2015 Cadillac Championship	T23	76-72-72-70	290	+2	83,000
2016 Cadillac Championship	T35	70-81-68-73	292	+4	72,500
2017 Mexico Championship	T25	72-72-66-71	281	-3	81,000
2019 Mexico Championship	T19	72-70-67-70	279	-5	103,750
					408,750

FedEx St. Jude Invitational

2013 Bridgestone Invit'l	T21	72-68-70-71	281	+1	81,167
2014 Bridgestone Invit'l	T12	70-71-65-68	274	-6	115,000
2015 Bridgestone Invit'l	T37	69-75-73-66	283	+3	63,000
2016 Bridgestone Invit'l	T42	70-79-73-67	289	+9	66,500
2017 Bridgestone Invit'l	1	69-67-67-61	264	-16	1,660,000
2018 Bridgestone Invit'l	T39	67-72-70-72	281	+1	66,250
					2,051,917

HSBC Champions

2014 HSBC Champions	W/D	71	71	-1	0
2015 HSBC Champions	T41	74-69-73-75	291	+3	56,000
2016 HSBC Champions	W/D	71-73	144	E	0
2017 HSBC Champions	1	66-65-68-66	265	-23	1,620,000
2018 HSBC Champions	T50	74-74-72-72	292	+4	51,875
2019 HSBC Champions	T30	72-70-77-72	291	+3	74,500
					1,802,375
					TOTAL \$4,722,513



RORY MCILROY

Northern Ireland



HEIGHT: 5-10
WEIGHT: 160
BIRTHDATE: May 04, 1989
BIRTHPLACE: Holywood, Northern Ireland
RESIDENCE: Holywood, Northern Ireland; Jupiter, Florida
TURNED PROFESSIONAL: 2007

PGA TOUR VICTORIES (15): 2010 Quail Hollow Championship. 2011 U.S. Open. 2012 The Honda Classic, PGA Championship, Deutsche Bank Champ, BMW Championship. 2014 The Open Championship, WGC-Bridgestone Invit'l, PGA Championship. 2015 WGC-Cadillac Match Play, Wells Fargo Championship. 2016 Deutsche Bank Champ, TOUR Championship. 2018 Arnold Palmer Inv't'l. 2019 THE PLAYERS Championship.

INTERNATIONAL VICTORIES (9): 2009 Dubai Desert Classic [Eur]. 2011 Shanghai Masters [Eur], UBS Hong Kong Open [Eur]. 2012 DP World Tour Championship [Eur]. 2013 Emirates Australian Open [Aus]. 2014 BMW PGA Championship [Eur]. 2015 Omega Dubai Desert Classic [Eur], DP World Tour Championship [Eur]. 2016 Dubai Duty Free Irish Open Hosted by the Rory Foundation [Eur].

WORLD GOLF CHAMPIONSHIPS CAREER SUMMARY

Tournament	Position	Total Score	Total Score	Par	Money
Dell Technologies Match Play (24-11-2)					
2009 Accenture Match Play	T5				270,000
R1: beat Louis Oosthuizen, 2 and 1					
R2: beat Hunter Mahan, 1 Up					
R3: beat Tim Clark, 4 and 3					
QF: lost to Geoff Ogilvy, 2 and 1					
2010 Accenture Match Play	T17				95,000
R1: beat Kevin Na, 1 Up					
R2: lost to Oliver Wilson, 20 holes					
2011 Accenture Match Play	T17				95,000
R1: beat Jonathan Byrd, 4 and 2					
R2: lost to Ben Crane, 8 and 7					
2012 Accenture Match Play	2				850,000
R1: beat George Coetzee, 2 Up					
R2: beat Anders Hansen, 3 and 2					
R3: beat Miguel Angel Jiménez, 3 and 1					
QF: beat Sangmoon Bae, 3 and 2					
SF: beat Lee Westwood, 3 and 1					
Consolation: lost to Hunter Mahan, 2 and 1					
2013 Accenture Match Play	T33				46,000
R1: lost to Shane Lowry, 1 Up					
2014 Accenture Match Play	T17				99,000
R1: beat Boo Weekley, 3 and 2					
R2: lost to Harris English, 19 holes					
2015 Cadillac Match Play	1				1,570,000
G1: beat Jason Dufner, 5 and 4					
G2: beat Brandt Snedeker, 2 Up					
G3: beat Billy Horschel, 20 holes					
R4: beat Hideki Matsuyama, 6 and 5					
QF: beat Paul Casey, 22 holes					
SF: beat Jim Furyk, 1 Up					
Consolation: beat Gary Woodland, 4 and 2					
2016 Dell Match Play	4				530,000
G1: beat Thorbjørn Olesen, 1 Up					
G2: beat Smylie Kaufman, 3 and 1					
G3: tied Kevin Na, Halved					
R4: beat Zach Johnson, 1 Up					
QF: beat Chris Kirk, 4 and 3					
SF: lost to Jason Day, 1 Up					
Consolation: lost to Rafa Cabrera Bello, 3 and 2					

2017 Dell Tech Match Play	T30				74,000
G1: lost to Søren Kjeldsen, 2 and 1					
G2: beat Gary Woodland,					
G3: tied Emiliano Grillo, Halved					
2018 Dell Tech Match Play	T36				65,500
G1: lost to Peter Uihlein, 2 and 1					
G2: beat Jhonattan Vegas, 2 and 1					
G3: lost to Brian Harman, 5 and 3					
					3,694,500

Mexico Championship					
2009 CA Championship	T20	68-66-72-73	279	-9	80,143
2010 CA Championship	T65	76-73-73-73	295	+7	40,625
2011 Cadillac Championship	T10	68-69-69-74	280	-8	129,000
2012 Cadillac Championship	3	73-69-65-67	274	-14	516,000
2013 Cadillac Championship	T8	73-69-71-65	278	-10	163,750
2014 Cadillac Championship	T25	70-74-75-74	293	+5	76,000
2015 Cadillac Championship	T9	73-70-72-72	287	-1	163,333
2016 Cadillac Championship	T3	71-65-68-74	278	-10	483,000
2017 Mexico Championship	T7	68-65-70-71	274	-10	211,667
2019 Mexico Championship	2	63-70-68-67	268	-16	1,095,000
					2,958,518

FedEx St. Jude Invitational					
2009 Bridgestone Invit'l	T68	75-70-71-74	290	+10	39,250
2010 Bridgestone Invit'l	T9	68-69-69-69	275	-5	125,833
2011 Bridgestone Invit'l	T6	68-68-67-67	270	-10	215,000
2012 Bridgestone Invit'l	T5	70-67-67-68	272	-8	276,500
2013 Bridgestone Invit'l	T27	70-71-69-72	282	+2	73,500
2014 Bridgestone Invit'l	1	69-64-66-66	265	-15	1,530,000
2017 Bridgestone Invit'l	T5	67-69-68-69	273	-7	268,500
2018 Bridgestone Invit'l	T6	65-67-67-73	272	-8	241,375
					2,769,958

HSBC Champions					
2010 HSBC Champions	5	71-71-71-67	280	-8	250,000
2011 HSBC Champions	T4	70-69-65-69	273	-15	258,333
2014 HSBC Champions	T6	65-72-67-69	273	-15	231,500
2016 HSBC Champions	T11	68-72-68-66	274	-14	106,167
2017 HSBC Champions	T4	71-66-70-66	273	-15	372,000
2019 HSBC Champions	T54	72-77-75-74	298	+10	50,313
					1,583,313
TOTAL					\$11,006,289



PHIL MICKELSON

United States



HEIGHT: 6-3
WEIGHT: 200
BIRTHDATE: June 16, 1970
BIRTHPLACE: San Diego, California
RESIDENCE: Rancho Santa Fe, California
TURNED PROFESSIONAL: 1992

PGA TOUR VICTORIES (44): 1991 Northern Telecom Open. 1993 Buick Invitational of Cal, The International. 1994 Mercedes Championships. 1995 Northern Telecom Open. 1996 Nortel Open, Phoenix Open, GTE Byron Nelson Golf Cla, NEC World Series of Golf. 1997 Bay Hill Invitational, Sprint International. 1998 Mercedes Championships, AT&T Pebble Beach. 2000 Buick Invitational, BellSouth Classic, MasterCard Colonial, THE TOUR Championship. 2001 Buick Invitational, Canon Greater Hartford Op. 2002 Bob Hope Chrysler Classic, Canon Greater Hartford Op. 2004 Bob Hope Chrysler Classic, Masters Tournament. 2005 PGA Championship, FBR Open, AT&T Pebble Beach, BellSouth Classic. 2006 BellSouth Classic, Masters Tournament. 2007 THE PLAYERS Championship, Deutsche Bank Champ, AT&T Pebble Beach. 2008 Northern Trust Open, Crowne Plaza Invitational. 2009 Northern Trust Open, WGC-CA Championship, THE TOUR Championship. 2010 Masters Tournament. 2011 Shell Houston Open. 2012 AT&T Pebble Beach. 2013 Waste Management Phoenix, The Open Championship. 2018 WGC-Mexico Championship. 2019 AT&T Pebble Beach.

INTERNATIONAL VICTORIES (4): 1993 Tournoi Perrier de Paris [EurChall]. 2007 HSBC Champions [Eur]. 2009 World Golf Championships-HSBC Champions [Eur]. 2013 Scottish Open [Eur].

OTHER VICTORIES (3): 2001 Tylenol Par-3 Shootout at Treetops Resort. 2004 Telus Skins Game, PGA Grand Slam of Golf.

WORLD GOLF CHAMPIONSHIPS CAREER SUMMARY

Tournament	Position	Total Score	Total Score	Par	Money
Dell Technologies Match Play (24-14-0)					
1999 Accenture Match Play	T9				75,000
R1: beat Naomichi Ozaki, 3 and 2					
R2: beat Lee Janzen, 2 and 1					
R3: lost to Eduardo Romero, 2 and 1					
2000 Accenture Match Play	T33				25,000
R1: lost to Billy Mayfair, 20 holes					
2002 Accenture Match Play	T33				27,500
R1: lost to John Cook, 3 and 2					
2003 Accenture Match Play	T9				95,000
R1: beat Robert Karlsson, 1 Up					
R2: beat Brad Faxon, 3 and 2					
R3: lost to Jerry Kelly, 3 and 2					
2004 Accenture Match Play	T5				225,000
R1: beat Lee Westwood, 3 and 1					
R2: beat Ben Curtis, 7 and 6					
R3: beat Chris DiMarco, 3 and 2					
QF: lost to Davis Love III, 1 Up					
2005 Accenture Match Play	T9				125,000
R1: beat Loren Roberts, 3 and 1					
R2: beat Angel Cabrera, 4 and 3					
R3: lost to David Toms, 4 and 2					
2006 Accenture Match Play	T9				125,000
R1: beat Charles Howell III, 2 Up					
R2: beat John Daly, 2 and 1					
R3: lost to David Howell, 3 and 1					
2007 Accenture Match Play	T17				90,000
R1: beat Richard Green, 1 Up					
R2: lost to Justin Rose, 3 and 1					
2008 Accenture Match Play	T17				90,000
R1: beat Pat Perez, 1 Up					
R2: lost to Stuart Appleby, 2 and 1					
2009 Accenture Match Play	T9				140,000
R1: beat Angel Cabrera, 19 holes					
R2: beat Zach Johnson, 1 Up					
R3: lost to Stewart Cink, 1 Up					
2011 Accenture Match Play	T17				95,000
R1: beat Brendan Jones, 6 and 5					
R2: lost to Rickie Fowler, 6 and 5					
2016 Dell Match Play	T18				90,900
G2: beat Daniel Berger, 1 Up					
G3: lost to Patrick Reed, 5 and 4					
G1: beat Matthew Fitzpatrick, 5 and 4					

2017 Dell Tech Match Play	T5				298,000
G1: beat Si Woo Kim, 5 and 3					
G2: beat Daniel Berger, 5 and 4					
G3: beat J.B. Holmes, 6 and 5					
R4: beat Marc Leishman, 4 and 3					
QF: lost to Bill Haas, 2 and 1					
2018 Dell Tech Match Play	T17				97,917
G1: lost to Charles Howell III, 3 and 2					
G2: beat Satoshi Kodaira, 1 Up					
G3: beat Rafa Cabrera Bello, 1 Up					
					1,599,317

Mexico Championship					
1999 American Express	T40	69-71-77-78	295	+11	32,250
2002 American Express	T23	70-72-71-64	277	-11	52,500
2003 American Express	T38	73-77-70-71	291	+11	38,500
2005 American Express	T29	71-69-73-68	281	+1	60,000
2007 CA Championship	T23	77-72-70-69	288	E	74,000
2008 CA Championship	T20	67-74-70-69	280	-8	75,000
2009 CA Championship	1	65-66-69-69	269	-19	1,400,000
2010 CA Championship	T14	71-69-72-68	280	-8	107,500
2011 Cadillac Championship	T55	73-71-72-76	292	+4	45,500
2012 Cadillac Championship	T43	72-71-71-71	285	-3	55,500
2013 Cadillac Championship	T3	67-67-69-71	274	-14	417,500
2014 Cadillac Championship	T16	74-75-69-74	292	+4	90,667
2015 Cadillac Championship	T31	74-74-71-72	291	+3	72,000
2016 Cadillac Championship	5	67-72-70-70	279	-9	342,000
2017 Mexico Championship	T7	67-68-68-71	274	-10	211,667
2018 Mexico Championship	1	69-68-65-66	268	-16	1,700,000
2019 Mexico Championship	T39	79-65-72-68	284	E	70,500
					4,845,083

FedEx St. Jude Invitational					
1999 NEC Invitational	2	69-67-70-65	271	-9	510,000
2000 NEC Invitational	T4	66-66-69-70	271	-9	243,333
2001 NEC Invitational	T8	67-66-70-72	275	-5	147,500
2002 NEC Invitational	T9	66-69-71-71	277	-7	105,000
2003 NEC Invitational	T23	68-73-70-70	281	+1	48,000
2004 NEC Invitational	T43	70-75-68-72	285	+5	43,000
2005 NEC Invitational	T51	69-72-75-74	290	+10	40,250
2006 Bridgestone Invit'l	T54	74-74-68-73	289	+9	39,500
2007 Bridgestone Invit'l	T46	74-72-74-73	293	+13	44,500
2008 Bridgestone Invit'l	T4	68-66-68-70	272	-8	310,000
2009 Bridgestone Invit'l	T58	70-69-75-73	287	+7	44,250
2010 Bridgestone Invit'l	T46	66-68-71-78	283	+3	50,214
2011 Bridgestone Invit'l	T48	67-73-71-72	283	+3	49,300
2012 Bridgestone Invit'l	T43	71-69-73-71	284	+4	56,500
2013 Bridgestone Invit'l	T21	72-71-67-71	281	+1	81,167
2014 Bridgestone Invit'l	T15	71-73-69-62	275	-5	97,500
2015 Bridgestone Invit'l	T63	76-70-71-74	291	+11	43,875
2016 Bridgestone Invit'l	T27	73-70-73-68	284	+4	80,667
2017 Bridgestone Invit'l	T39	71-72-72-67	282	+2	65,500
2018 Bridgestone Invit'l	T24	66-69-72-70	277	-3	87,250
					2,187,306

HSBC Champions					
2010 HSBC Champions	T41	69-71-76-73	289	+1	44,000
2012 HSBC Champions	T2	66-69-66-68	269	-19	417,500
2014 HSBC Champions	14	71-68-72-65	276	-12	100,000
2018 HSBC Champions	T15	71-72-74-67	284	-4	107,900
					1,869,400

\$10,501,106

TOTAL



KEITH MITCHELL

United States



HEIGHT: 6-1
WEIGHT: 185
BIRTHDATE: January 07, 1992
BIRTHPLACE: Chattanooga, Tennessee
RESIDENCE: St. Simons Island, Georgia
TURNED PROFESSIONAL: 2014

PGA TOUR VICTORIES (1): 2019 The Honda Classic.

WORLD GOLF CHAMPIONSHIPS CAREER SUMMARY

Tournament	Position	Total Score	Total Score	Par	Money
------------	----------	-------------	-------------	-----	-------

No previous World Golf Championships competition.



FRANCESCO MOLINARI

Italy

HEIGHT: 5-8
WEIGHT: 159
BIRTHDATE: November 08, 1982
BIRTHPLACE: Turin, Italy
RESIDENCE: London, England
TURNED PROFESSIONAL: 2004

PGA TOUR VICTORIES (3): 2018 Quicken Loans National, The Open Championship. 2019 Arnold Palmer Inv'tl.

INTERNATIONAL VICTORIES (5): 2006 Telecom Italia Open [Eur]. 2010 World Golf Championships-HSBC Champions [Eur]. 2012 Open de Espana [Eur]. 2016 Italian Open [Eur]. 2018 BMW PGA Championship [Eur].

OTHER VICTORIES (1): 2009 OMEGA Mission Hills World Cup [with Edoardo Molinari].

WORLD GOLF CHAMPIONSHIPS CAREER SUMMARY

Tournament	Position	Total Score	Total Score	Par	Money
Dell Technologies Match Play (4-11-0)					
2010 Accenture Match Play	T33				45,000
R1: lost to Zach Johnson, 21 holes					
2011 Accenture Match Play	T33				45,000
R1: lost to Ryan Moore, 3 and 1					
2012 Accenture Match Play	T17				95,000
R1: beat Thomas Bjørn, 20 holes					
R2: lost to Dustin Johnson, 7 and 5					
2013 Accenture Match Play	T33				46,000
R1: lost to Gonzalo Fernandez-Castaño, 1 Up					
2014 Accenture Match Play	T33				48,000
R1: lost to Thomas Bjørn, 2 and 1					
2015 Cadillac Match Play	T34				63,500
G1: beat Adam Scott, 5 and 4					
G2: lost to Chris Kirk, 2 and 1					
G3: lost to Paul Casey, 1 Up					
2017 Dell Tech Match Play	58				49,500
G1: lost to Bernd Wiesberger, 1 Up					
G2: lost to Thongchai Jaidee, 5 and 3					
G3: lost to Alex Noren,					
2018 Dell Tech Match Play	T17				97,917
G1: beat Patton Kizzire, 3 and 1					
G2: beat Luke List, 3 and 2					
G3: lost to Justin Thomas, 7 and 5					
					489,917

Mexico Championship

2010 CA Championship	T14	69-71-72-68	280	-8	107,500
2011 Cadillac Championship	T3	68-68-70-69	275	-13	465,000
2012 Cadillac Championship	T13	75-68-71-65	279	-9	101,000
2013 Cadillac Championship	T28	78-66-72-69	285	-3	75,000
2014 Cadillac Championship	T25	69-75-76-73	293	+5	76,000
2017 Mexico Championship	T20	71-72-70-66	279	-5	91,333
2018 Mexico Championship	T25	71-70-70-68	279	-5	95,250
2019 Mexico Championship	T17	71-67-70-70	278	-6	115,500
					1,126,583

FedEx St. Jude Invitational

2010 Bridgestone Invit'l	T39	70-72-71-68	281	+1	58,000
2011 Bridgestone Invit'l	T15	73-64-68-69	274	-6	95,500
2012 Bridgestone Invit'l	T40	74-70-69-70	283	+3	59,000
2013 Bridgestone Invit'l	T44	70-70-72-74	286	+6	57,500
2014 Bridgestone Invit'l	T31	67-70-73-69	279	-1	69,500
2015 Bridgestone Invit'l	T61	69-74-74-73	290	+10	44,625
2017 Bridgestone Invit'l	T24	71-73-69-65	278	-2	82,000
2018 Bridgestone Invit'l	T39	70-72-70-69	281	+1	66,250
					532,375

HSBC Champions

2010 HSBC Champions	1	65-70-67-67	269	-19	1,200,000
2011 HSBC Champions	T23	70-70-71-71	282	-6	62,500
2012 HSBC Champions	T39	74-69-74-68	285	-3	47,000
2014 HSBC Champions	T21	72-69-70-70	281	-7	75,100
2017 HSBC Champions	T6	67-69-68-70	274	-14	235,333
2018 HSBC Champions	T46	77-71-72-71	291	+3	57,500
2019 HSBC Champions	T43	76-75-75-69	295	+7	62,500
					1,839,505

TOTAL \$3,988,380



KEVIN NA

United States



HEIGHT: 5-11
WEIGHT: 167
BIRTHDATE: September 15, 1983
BIRTHPLACE: Seoul, South Korea
RESIDENCE: Las Vegas, Nevada
TURNED PROFESSIONAL: 2001

PGA TOUR VICTORIES (2): **2011** Justin Timberlake. **2018** The Greenbrier.

WEB.COM TOUR VICTORIES (1): **2006** Mark Christopher Charity.

INTERNATIONAL VICTORIES (1): **2002** Volvo Masters of Asia [Asia].

OTHER VICTORIES (1): **2002** Long Beach Open.

WORLD GOLF CHAMPIONSHIPS CAREER SUMMARY

Tournament	Position	Total Score	Total Score	Par	Money
Dell Technologies Match Play (5-8-2)					
2010 Accenture Match Play	T33				45,000
R1: lost to Rory McIlroy, 1 Up					
2012 Accenture Match Play	T33				45,000
R1: lost to Steve Stricker, 2 and 1					
2015 Cadillac Match Play	T34				63,500
G1: lost to Joost Luiten, 19 holes					
G2: beat Alexander Levy, 3 and 1					
G3: lost to Hideki Matsuyama, 5 and 4					
2016 Dell Match Play	17				112,000
G1: beat Smylie Kaufman, 2 and 1					
G2: beat Thorbjørn Olesen, 3 and 2					
G3: tied Rory McIlroy, Halved					
2017 Dell Tech Match Play	T9				158,000
G1: beat Matthew Fitzpatrick, 5 and 4					
G2: beat Justin Thomas, 4 and 2					
G3: lost to Chris Wood, 2 and 1					
R4: lost to Bill Haas, 1 Up					
2018 Dell Tech Match Play	T52				54,214
G1: lost to Alex Noren, 4 and 2					
G2: lost to Tony Finau, 3 and 2					
G3: tied Thomas Pieters, Halved					
					477,714

Mexico Championship

2010 CA Championship	T50	78-70-70-70	288	E	50,500
2011 Cadillac Championship	T35	74-75-69-69	287	-1	65,500
2015 Cadillac Championship	T9	74-71-71-71	287	-1	163,333
2016 Cadillac Championship	T35	72-72-75-73	292	+4	72,500
2017 Mexico Championship	T52	75-70-70-72	287	+3	52,000
2019 Mexico Championship	T36	72-75-66-70	283	-1	75,000
					478,833

FedEx St. Jude Invitational

2003 NEC Invitational	T71	71-80-69-73	293	+13	23,375
2012 Bridgestone Invit'l	T63	72-76-72-69	289	+9	43,500
2014 Bridgestone Invit'l	T23	71-73-66-67	277	-3	82,000
2015 Bridgestone Invit'l	T15	69-70-71-68	278	-2	109,000
2016 Bridgestone Invit'l	T27	71-69-71-73	284	+4	80,667
2018 Bridgestone Invit'l	T31	65-72-70-73	280	E	74,750
					413,292

HSBC Champions

2015 HSBC Champions	T20	71-68-79-67	285	-3	81,000
2016 HSBC Champions	57	72-72-72-71	287	-1	46,500
2017 HSBC Champions	T54	75-71-73-74	293	+5	49,250
2019 HSBC Champions	T54	75-74-77-72	298	+10	50,313
					227,063
					TOTAL \$1,596,902



ALEX NOREN

Sweden



HEIGHT: 5-11
WEIGHT: 165
BIRTHDATE: July 12, 1982
BIRTHPLACE: Stockholm, Sweden
RESIDENCE: Stockholm, Sweden
TURNED PROFESSIONAL: 2005

BEST PGA TOUR CAREER FINISH: 2-2018 Farmers Insurance Open.

INTERNATIONAL VICTORIES (11): 2006 Rolex Trophy [EurChall]. 2009 Omega European Masters [Eur]. 2011 Nordea Masters [Eur], Saab Wales Open [Eur]. 2015 Nordea Masters [Eur]. 2016 British Masters [Eur], Nedbank Golf Challenge [Eur], Omega European Masters [Eur], Aberdeen Asset Management Scottish Open [Eur]. 2017 BMW PGA Championship [Eur]. 2018 HNA Open de France [Eur].

WORLD GOLF CHAMPIONSHIPS CAREER SUMMARY

Tournament	Position	Total Score	Total Score	Par	Money
Dell Technologies Match Play (11-4-0)					
2010 Accenture Match Play	T33				45,000
R1: lost to Geoff Ogilvy, 7 and 5					
2013 Accenture Match Play	T17				96,000
R1: beat Dustin Johnson, 6 and 4					
R2: lost to Graeme McDowell, 20 holes					
2017 Dell Tech Match Play	T5				298,000
G1: beat Thongchai Jaidee, 3 and 2					
G2: beat Bernd Wiesberger, 3 and 2					
G3: beat Francesco Molinari,					
R4: beat Brooks Koepka, 2 and 1					
QF: lost to Dustin Johnson, 3 and 2					
2018 Dell Tech Match Play	3				695,000
G1: beat Kevin Na, 4 and 2					
G2: beat Thomas Pieters, 5 and 4					
G3: beat Tony Finau, 1 Up					
R4: beat Patrick Reed, 5 and 3					
QF: beat Cameron Smith, 4 and 2					
SF: lost to Kevin Kisner, 19 holes					
Consolation: beat Justin Thomas, 5 and 3					
					1,134,000

Mexico Championship

2012 Cadillac Championship	69	74-75-72-76	297	+9	38,500
2013 Cadillac Championship	T20	69-70-72-71	282	-6	88,000
2015 Cadillac Championship	T56	73-77-74-74	298	+10	48,000
2017 Mexico Championship	T55	76-71-72-69	288	+4	50,000
2018 Mexico Championship	T14	69-70-71-66	276	-8	126,500
2019 Mexico Championship	T62	71-74-74-74	293	+9	50,500
					401,500

FedEx St. Jude Invitational

2010 Bridgestone Invit'l	T53	69-69-70-76	284	+4	47,250
2011 Bridgestone Invit'l	T53	69-73-70-72	284	+4	46,500
2017 Bridgestone Invit'l	T28	69-68-74-68	279	-1	73,563
2018 Bridgestone Invit'l	T31	70-73-66-71	280	E	74,750
					242,063

HSBC Champions

2011 HSBC Champions	T49	67-75-70-77	289	+1	38,000
2016 HSBC Champions	T54	70-76-66-74	286	-2	47,500
2017 HSBC Champions	T12	68-72-70-68	278	-10	134,000
2018 HSBC Champions	T31	72-72-72-71	287	-1	72,000
2019 HSBC Champions	T18	74-69-71-73	287	-1	103,500
					467,000
TOTAL \$2,244,563					



THORBJØRN OLESEN

Denmark



HEIGHT: 5-9
WEIGHT: 152
BIRTHDATE: December 21, 1989
BIRTHPLACE: Fureso, Denmark
RESIDENCE: Fureso, Denmark
TURNED PROFESSIONAL: 2008

BEST PGA TOUR CAREER FINISH: 3-2018 WGC-Bridgestone Invit'l.

INTERNATIONAL VICTORIES (6): 2010 The Princess [EurChall]. **2012** Sicilian Open [Eur]. **2014** Perth International [Eur]. **2015** Alfred Dunhill Links Championship [Eur]. **2016** Turkish Airlines Open [Eur]. **2018** Italian Open [Eur].

OTHER VICTORIES (1): 2016 ISPS HANDA World Cup [with Soren Kjeldsen].

WORLD GOLF CHAMPIONSHIPS CAREER SUMMARY

Tournament	Position	Total Score	Total Score	Par	Money
Dell Technologies Match Play (2-4-0)					
2013 Accenture Match Play	T17				96,000
R1: beat Jamie Donaldson, 3 and 2					
R2: lost to Tim Clark, 3 and 2					
2014 Accenture Match Play	T33				48,000
R1: lost to Jason Day, 1 Up					
2016 Dell Match Play	T38				63,000
G1: lost to Rory McIlroy, 1 Up					
G2: lost to Kevin Na, 3 and 2					
G3: beat Smylie Kaufman, 2 and 1					
					207,000
Mexico Championship					
2013 Cadillac Championship	T53	75-75-70-72	292	+4	50,600
2017 Mexico Championship	T63	73-77-68-73	291	+7	46,625
2019 Mexico Championship	T45	72-74-68-71	285	+1	65,000
					162,225

FedEx St. Jude Invitational

2013 Bridgestone Invit'l	T48	73-69-72-73	287	+7	53,000
2017 Bridgestone Invit'l	T10	73-70-67-65	275	-5	154,667
2018 Bridgestone Invit'l	T3	71-67-68-64	270	-10	510,000
					717,667

HSBC Champions

2012 HSBC Champions	T11	71-65-70-68	274	-14	98,000
2015 HSBC Champions	T6	72-68-69-71	280	-8	213,667
2016 HSBC Champions	T19	64-74-66-73	277	-11	83,000
2018 HSBC Champions	T31	72-73-69-73	287	-1	72,000
2019 HSBC Champions	T7	75-69-67-72	283	-5	210,563
					677,229

TOTAL \$1,764,121



LOUIS OOSTHUIZEN

South Africa

HEIGHT: 5-10
WEIGHT: 180
BIRTHDATE: October 19, 1982
BIRTHPLACE: Mossel Bay, South Africa
RESIDENCE: Pinnacle Point, South Africa
TURNED PROFESSIONAL: 2002

PGA TOUR VICTORIES (1): 2010 The Open Championship.

INTERNATIONAL VICTORIES (13): 2004 Vodacom Origins of Golf-Arabella [SAf], **2007** Platinum Classic [SAf], Dimension Data Pro-Am [SAf], Telekom PGA Championship [SAf], **2008** Telekom PGA Championship [SAf], **2010** Open de Golf de Andalucia [Eur], **2011** Africa Open [Eur], **2012** Africa Open [Eur], Maybank Malaysian Open [Eur], **2013** Volvo Golf Champions [Eur], **2014** Volvo Golf Champions [Eur], **2016** ISPS HANDA Perth International [Eur], **2018** South African Open Hosted by the City of Johannesburg.

WORLD GOLF CHAMPIONSHIPS CAREER SUMMARY

Tournament	Position	Total Score	Total Score	Par	Money
Dell Technologies Match Play (19-10-0)					
2009 Accenture Match Play	T33				45,000
R1: lost to Rory McIlroy, 2 and 1					
2011 Accenture Match Play	T33				45,000
R1: lost to Bo Van Pelt, 1 Up					
2012 Accenture Match Play	T17				95,000
R1: beat Aaron Baddeley, 2 and 1					
R2: lost to Steve Stricker, 1 Up					
2013 Accenture Match Play	T17				96,000
R1: beat Richie Ramsay, 2 and 1					
R2: lost to Robert Garrigus, 3 and 2					
2014 Accenture Match Play	T5				280,000
R1: beat Nick Watney, 1 Up					
R2: beat Henrik Stenson, 4 and 3					
R3: beat Webb Simpson, 5 and 4					
QF: lost to Jason Day, 2 and 1					
2015 Cadillac Match Play	T5				285,000
G1: beat Keegan Bradley, 6 and 5					
G2: beat Miguel Angel Jiménez, 2 Up					
G3: beat Bubba Watson, 19 holes					
R4: beat Rickie Fowler, 1 Up					
QF: lost to Jim Furyk, 4 and 2					
2016 Dell Match Play	2				1,018,000
G1: beat Matt Jones, 2 and 1					
G2: beat Bernd Wiesberger, 2 and 1					
G3: beat Andy Sullivan, 4 and 2					
R4: beat Jordan Spieth, 4 and 2					
QF: beat Dustin Johnson, 2 and 1					
SF: beat Rafa Cabrera Bello, 4 and 3					
Consolation: lost to Jason Day, 5 and 4					
2017 Dell Tech Match Play	T17				93,308
G1: beat Ross Fisher, 4 and 3					
G2: lost to Jim Furyk, 3 and 2					
G3: beat Hideki Matsuyama, 6 and 4					
2018 Dell Tech Match Play	T9				163,000
G1: beat Jason Dufner, 1 Up					
G2: lost to James Hahn, 3 and 1					
G3: beat Jason Day, 2 Up					
R4: lost to Ian Poulter, 2 and 1					
					2,120,308

Mexico Championship

2006 American Express	T32	71-70-72-69	282	-2	61,000
2007 CA Championship	T50	74-75-77-69	295	+7	45,000
2008 CA Championship	T68	74-72-70-77	293	+5	37,625
2009 CA Championship	T20	67-69-73-70	279	-9	80,143
2011 Cadillac Championship	T18	71-73-67-71	282	-6	89,000
2012 Cadillac Championship	T60	77-70-74-72	293	+5	42,000
2013 Cadillac Championship	T33	70-75-69-72	286	-2	71,500
2014 Cadillac Championship	T40	72-78-71-74	295	+7	63,500
2015 Cadillac Championship	6	71-74-67-73	285	-3	270,000
2016 Cadillac Championship	T14	74-70-69-73	286	-2	120,000
2017 Mexico Championship	T48	73-72-73-68	286	+2	55,500
2018 Mexico Championship	T30	64-71-76-71	282	-2	81,429
2019 Mexico Championship	T25	72-66-69-73	280	-4	93,250
					1,109,946

FedEx St. Jude Invitational

2010 Bridgestone Invit'l	T9	72-70-68-65	275	-5	125,833
2011 Bridgestone Invit'l	T37	71-71-70-69	281	+1	58,500
2012 Bridgestone Invit'l	4	67-65-68-69	269	-11	365,000
2014 Bridgestone Invit'l	61	75-73-67-75	290	+10	45,500
2015 Bridgestone Invit'l	T42	72-70-72-70	284	+4	59,000
2016 Bridgestone Invit'l	T21	71-76-67-69	283	+3	91,000
2017 Bridgestone Invit'l	T50	74-72-67-73	286	+6	51,250
2018 Bridgestone Invit'l	T24	68-66-69-74	277	-3	87,250
					883,333

HSBC Champions

2010 HSBC Champions	T72	69-80-80-72	301	+13	27,750
2011 HSBC Champions	T7	71-63-68-72	274	-14	155,000
2012 HSBC Champions	T6	65-63-70-72	270	-18	190,000
2014 HSBC Champions	T15	70-70-70-67	277	-11	93,500
2015 HSBC Champions	T14	70-70-72-72	284	-4	89,833
2016 HSBC Champions	T44	68-69-73-73	283	-5	55,500
2017 HSBC Champions	T45	71-75-69-74	289	+1	58,500
					670,083

TOTAL \$4,783,671



EDDIE PEPPERELL

England



HEIGHT: 6-0
WEIGHT: 161
BIRTHDATE: January 22, 1991
BIRTHPLACE: Oxfordshire, England
RESIDENCE: Abingdon, Oxfordshire, England
TURNED PROFESSIONAL: 2011

BEST PGA TOUR CAREER FINISH: 3-2019 THE PLAYERS Championship.

INTERNATIONAL VICTORIES (3): 2012 Allianz Open Cotes d'Armor Bretagne [EurChall]. 2018 Commercial Bank Qatar Masters [Eur], Sky Sports British Masters [Eur].

WORLD GOLF CHAMPIONSHIPS CAREER SUMMARY

Tournament	Position	Total Score	Total Score	Par	Money
Mexico Championship					
2019 Mexico Championship	T67	77-70-73-75	295	+11	49,125
					49,125
			TOTAL		\$49,125



IAN POULTER

England



HEIGHT: 6-1
WEIGHT: 189
BIRTHDATE: January 10, 1976
BIRTHPLACE: Stevenage, England
RESIDENCE: Buckinghamshire, England; Orlando, Florida
TURNED PROFESSIONAL: 1995

PGA TOUR VICTORIES (2): 2010 WGC-Accenture Match Play. 2018 Houston Open.

INTERNATIONAL VICTORIES (12): 2000 Italian Open [Eur]. 2001 Moroccan Open [Eur]. 2002 Italian Open [Eur]. 2003 Celtic Manor Resort Wales Open [Eur], Nordic Open [Eur]. 2004 Volvo Masters Andalucia [Eur]. 2006 Madrid Open Masters [Eur]. 2007 Dunlop Phoenix [Jpn]. 2009 Barclays Singapore Open [Eur]. 2010 UBS Hong Kong Open [Eur]. 2011 Volvo World Match Play Championship [Eur], JBWere Masters [Aus].

OTHER VICTORIES (2): 1999 Open de Cote d'Ivoire. 2010 Shark Shootout [with Dustin Johnson].

WORLD GOLF CHAMPIONSHIPS CAREER SUMMARY

Tournament	Position	Total Score	Total Score	Par	Money
Dell Technologies Match Play (27-15-0)					
2004 Accenture Match Play	T5				225,000
R1: beat Chris Riley, 1 Up					
R2: beat Duffy Waldorf, 7 and 5					
R3: beat John Huston, 2 and 1					
QF: lost to Stephen Leaney, 1 Up					
2005 Accenture Match Play	4				450,000
R1: beat Jim Furyk, 3 and 1					
R2: beat Stuart Appleby, 6 and 5					
R3: beat Rory Sabbatini, 1 Up					
QF: beat Nick O'Hern, 3 and 1					
SF: lost to David Toms, 3 and 2					
Consolation: lost to Retief Goosen, 20 holes					
2006 Accenture Match Play	T33				35,000
R1: lost to David Toms, 19 holes					
2007 Accenture Match Play	T9				130,000
R1: beat Bart Bryant, 5 and 4					
R2: beat Bradley Dredge, 3 and 1					
R3: lost to Trevor Immelman, 2 and 1					
2008 Accenture Match Play	T17				90,000
R1: beat Soren Hansen, 2 and 1					
R2: lost to K.J. Choi, 19 holes					
2009 Accenture Match Play	T9				140,000
R1: beat Jeev Milkha Singh, 4 and 3					
R2: beat Charl Schwartzel, 1 Up					
R3: lost to Sean O'Hair, 2 and 1					
2010 Accenture Match Play	1				1,400,000
R1: beat Justin Leonard, 19 holes					
R2: beat Adam Scott, 2 and 1					
R3: beat Jeev Milkha Singh, 5 and 4					
QF: beat Thongchai Jaidee, 1 Up					
SF: beat Sergio Garcia, 7 and 6					
Consolation: beat Paul Casey, 4 and 2					
2011 Accenture Match Play	T33				45,000
R1: lost to Stewart Cink, 19 holes					
2012 Accenture Match Play	T33				45,000
R1: lost to Sangmoon Bae, 4 and 3					
2013 Accenture Match Play	4				500,000
R1: beat Stephen Gallacher, 2 and 1					
R2: beat Bo Van Pelt, 3 and 1					
R3: beat Tim Clark, 5 and 3					
QF: beat Steve Stricker, 3 and 2					
SF: lost to Hunter Mahan, 4 and 3					
Consolation: lost to Jason Day, 1 Up					

2014 Accenture Match Play	T33				48,000
R1: lost to Rickie Fowler, 2 and 1					
2015 Cadillac Match Play	T34				63,500
G1: lost to Webb Simpson, 3 and 2					
G2: lost to Gary Woodland, 3 and 2					
G3: beat Jimmy Walker, 4 and 2					
2018 Dell Tech Match Play	T5				306,000
G1: beat Tommy Fleetwood, 3 and 2					
G2: beat Daniel Berger, 2 and 1					
G3: beat Kevin Chappell, Conceded					
R4: beat Louis Oosthuizen, 2 and 1					
QF: lost to Kevin Kisner, 8 and 6					
					3,477,500

Mexico Championship

2003 American Express	T44	73-74-68-78	293	+13	34,250
2005 American Express	T18	67-70-72-70	279	-1	77,000
2006 American Express	T2	64-71-68-66	269	-15	610,000
2007 CA Championship	T16	73-68-75-70	286	-2	87,333
2008 CA Championship	T57	71-72-72-73	288	E	42,250
2009 CA Championship	T13	69-67-73-69	278	-10	97,143
2010 CA Championship	T37	72-78-72-64	286	-2	62,500
2011 Cadillac Championship	T45	73-70-74-73	290	+2	55,500
2012 Cadillac Championship	T60	76-77-71-69	293	+5	42,000
2013 Cadillac Championship	T28	68-70-72-75	285	-3	75,000
2014 Cadillac Championship	T52	71-78-73-78	300	+12	52,500
2015 Cadillac Championship	T49	74-78-71-72	295	+7	55,000
2019 Mexico Championship	T3	68-68-69-68	273	-11	472,000
					1,762,476

FedEx St. Jude Invitational

2001 NEC Invitational	T13	67-72-69-70	278	-2	100,500
2003 NEC Invitational	T33	73-68-67-75	283	+3	38,583
2005 NEC Invitational	T33	73-69-69-74	285	+5	56,000
2006 Bridgestone Invit'l	T13	71-71-67-68	277	-3	95,000
2007 Bridgestone Invit'l	T30	71-73-74-70	288	+8	58,000
2008 Bridgestone Invit'l	T16	70-68-69-71	278	-2	82,625
2009 Bridgestone Invit'l	T15	67-74-67-70	278	-2	91,125
2010 Bridgestone Invit'l	T65	72-70-77-70	289	+9	40,750
2011 Bridgestone Invit'l	T68	71-69-80-72	292	+12	39,250
2012 Bridgestone Invit'l	T29	74-69-69-69	281	+1	68,000
2013 Bridgestone Invit'l	T19	69-72-69-70	280	E	89,000
2014 Bridgestone Invit'l	T52	73-73-70-71	287	+7	49,625
2015 Bridgestone Invit'l	T17	68-72-65-74	279	-1	88,500
2018 Bridgestone Invit'l	T10	62-67-70-74	273	-7	160,875
					1,057,833

HSBC Champions

2010 HSBC Champions	T13	70-70-73-69	282	-6	90,000
2011 HSBC Champions	T13	70-68-69-71	278	-10	90,000
2012 HSBC Champions	1	69-68-65-65	267	-21	1,200,000
2014 HSBC Champions	2	71-67-63-66	267	-21	850,000
2015 HSBC Champions	T6	70-67-72-71	280	-8	213,667
2016 HSBC Champions	T30	72-71-70-67	280	-8	68,000
2019 HSBC Champions	21	69-71-74-74	288	E	93,500
					2,645,500

TOTAL \$8,943,310



ANDREW PUTNAM

United States



HEIGHT: 6-1
WEIGHT: 170
BIRTHDATE: January 25, 1989
BIRTHPLACE: Tacoma, Washington
RESIDENCE: Phoenix, Arizona
TURNED PROFESSIONAL: 2011

PGA TOUR VICTORIES (1): 2018 Barracuda Championship.

WEB.COM TOUR VICTORIES (2): 2014 WNB Golf Classic. 2017 Panama Claro Championship.

WORLD GOLF CHAMPIONSHIPS CAREER SUMMARY

Tournament	Position	Total Score	Total Score	Par	Money
HSBC Champions					
2019 HSBC Champions	T4	70-71-67-72	280	-8	393,000
					393,000
			TOTAL		\$393,000



JON RAHM

Spain



HEIGHT: 6-2
WEIGHT: 220
BIRTHDATE: November 10, 1994
BIRTHPLACE: Barrika, Spain
RESIDENCE: Scottsdale, Arizona
TURNED PROFESSIONAL: 2016

PGA TOUR VICTORIES (2): 2017 Farmers Insurance Open. 2018 CareerBuilder Challenge.

INTERNATIONAL VICTORIES (3): 2017 DP World Tour Championship [Eur], Dubai Duty Free Irish Open Hosted by the Rory Foundation [Eur]. 2018 Open de Espana [Eur].

OTHER VICTORIES (1): 2018 Hero World Challenge.

WORLD GOLF CHAMPIONSHIPS CAREER SUMMARY

Tournament	Position	Total Score	Total Score	Par	Money
Dell Technologies Match Play (6-3-1)					
2017 Dell Tech Match Play	2				1,045,000
G1: beat Kevin Chappell, 3 and 2					
G2: beat Shane Lowry, 2 and 1					
G3: beat Sergio Garcia, 6 and 4					
R4: beat Charles Howell III, 6 and 4					
QF: beat Søren Kjeldsen, 7 and 5					
SF: beat Bill Haas, 3 and 2					
Consolation: lost to Dustin Johnson, 1 Up					
2018 Dell Tech Match Play	T52				54,214
G1: tied Keegan Bradley, Halved					
G2: lost to Chez Reavie, 1 Up					
G3: lost to Kiradech Aphibarnrat, 4 and 3					
					1,099,214

Mexico Championship

2017 Mexico Championship	T3	67-70-67-68	272	-12	497,000
2018 Mexico Championship	T20	67-71-70-70	278	-6	104,300
2019 Mexico Championship	T45	72-72-72-69	285	+1	65,000
					666,300

FedEx St. Jude Invitational

2017 Bridgestone Invit'l	T28	67-77-67-68	279	-1	73,563
2018 Bridgestone Invit'l	T17	64-70-68-73	275	-5	104,250
					177,813

HSBC Champions

2018 HSBC Champions	T36	72-74-69-73	288	E	68,500
2019 HSBC Champions	T22	73-76-69-71	289	+1	86,500
					155,000
			TOTAL		\$2,098,327



CHEZ REAVIE

United States



HEIGHT: 5-9
WEIGHT: 160
BIRTHDATE: November 12, 1981
BIRTHPLACE: Wichita, Kansas
RESIDENCE: Scottsdale, Arizona
TURNED PROFESSIONAL: 2004

PGA TOUR VICTORIES (1): 2008 RBC Canadian Open.

WEB.COM TOUR VICTORIES (2): 2007 Knoxville Open. 2015 Small Business Connection.

WORLD GOLF CHAMPIONSHIPS CAREER SUMMARY

Tournament	Position	Total Score	Total Score	Par	Money
Dell Technologies Match Play (1-1-1)					
2018 Dell Tech Match Play	T29				77,429
G1: lost to Kiradech Aphibarnrat, 3 and 2					
G2: beat Jon Rahm, 1 Up					
G3: tied Keegan Bradley, Halved					
					77,429
Mexico Championship					
2012 Cadillac Championship	T35	78-68-67-71	284	-4	60,500
2018 Mexico Championship	T52	72-73-68-74	287	+3	61,500
2019 Mexico Championship	T65	75-76-72-71	294	+10	49,625
					171,625

FedEx St. Jude Invitational

2008 Bridgestone Invit'l	T52	68-74-70-72	284	+4	42,250
					42,250

HSBC Champions

2011 HSBC Champions	68	70-75-68-82	295	+7	30,000
2018 HSBC Champions	T24	69-74-71-72	286	-2	79,500
2019 HSBC Champions	T35	70-73-75-74	292	+4	71,000
					180,500
					TOTAL \$471,804



PATRICK REED

United States



HEIGHT: 6-0
WEIGHT: 200
BIRTHDATE: August 05, 1990
BIRTHPLACE: San Antonio, Texas
RESIDENCE: Spring, Texas
TURNED PROFESSIONAL: 2011

PGA TOUR VICTORIES (6): 2013 Wyndham Championship. 2014 WGC-Cadillac Championship, Humana Challenge. 2015 Hyundai T of C. 2016 The Barclays. 2018 Masters Tournament.

WORLD GOLF CHAMPIONSHIPS CAREER SUMMARY

Tournament	Position	Total Score	Total Score	Par	Money
Dell Technologies Match Play (9-6-1)					
2014 Accenture Match Play	T17				99,000
R1: beat Graham DeLaet, 1 Up					
R2: lost to George Coetzee, 21 holes					
2015 Cadillac Match Play	T17				85,824
G1: beat Andy Sullivan, 2 and 1					
G2: lost to Danny Willett, 2 and 1					
G3: beat Ryan Moore, 1 Up					
2016 Dell Match Play	T9				152,000
G1: beat Daniel Berger, 1 Up					
G2: beat Matthew Fitzpatrick, 4 and 3					
G3: beat Phil Mickelson, 5 and 4					
R4: lost to Dustin Johnson, 3 and 2					
2017 Dell Tech Match Play	T51				54,071
G1: tied Jason Dufner, Halved					
G2: lost to Kevin Kisner, 1 Up					
G3: lost to Brooks Koepka, 1 Up					
2018 Dell Tech Match Play	T9				163,000
G1: beat Haotong Li, 3 and 2					
G2: beat Charl Schwartzel, 1 Up					
G3: beat Jordan Spieth, 2 and 1					
R4: lost to Alex Noren, 5 and 3					
					553,895

Mexico Championship

2014 Cadillac Championship	1	68-75-69-72	284	-4	1,530,000
2015 Cadillac Championship	T23	71-73-71-75	290	+2	83,000
2016 Cadillac Championship	T52	77-74-74-72	297	+9	56,500
2017 Mexico Championship	T61	71-76-72-71	290	+6	47,250
2018 Mexico Championship	T37	72-74-68-69	283	-1	73,000
2019 Mexico Championship	T14	72-68-64-73	277	-7	128,000
					1,917,750

FedEx St. Jude Invitational

2014 Bridgestone Invit'l	T4	67-68-71-65	271	-9	308,000
2015 Bridgestone Invit'l	T15	71-67-72-68	278	-2	109,000
2016 Bridgestone Invit'l	52	74-75-69-76	294	+14	58,000
2017 Bridgestone Invit'l	T36	75-70-68-68	281	+1	68,000
2018 Bridgestone Invit'l	T28	66-70-70-72	278	-2	81,250
					624,250

HSBC Champions

2015 HSBC Champions	T22	71-73-71-71	286	-2	77,000
2016 HSBC Champions	T7	65-70-68-70	273	-15	173,750
2017 HSBC Champions	T60	78-75-66-76	295	+7	46,500
2018 HSBC Champions	T50	66-70-82-74	292	+4	51,875
2019 HSBC Champions	T7	64-72-70-77	283	-5	210,563
					559,688
					TOTAL \$3,655,582



JUSTIN ROSE

England



HEIGHT: 6-3
WEIGHT: 195
BIRTHDATE: July 30, 1980
BIRTHPLACE: Johannesburg, South Africa
RESIDENCE: Orlando, Florida
TURNED PROFESSIONAL: 1998

PGA TOUR VICTORIES (10): 2010 AT&T National, the Memorial Tournament. 2011 BMW Championship. 2012 WGC-Cadillac Championship. 2013 U.S. Open. 2014 Quicken Loans National. 2015 Zurich Classic of New Or. 2018 Fort Worth Invitational, WGC-HSBC Champions. 2019 Farmers Insurance Open.

INTERNATIONAL VICTORIES (12): 2002 Chunichi Crowns [Jpn], Nashau Masters [SAf], Victor Chandler British Masters [Eur], Dunhill Championship [Eur]. 2006 Australian Masters [Aus]. 2007 Volvo Masters [Eur]. 2014 Scottish Open [Eur]. 2015 UBS Hong Kong Open [Eur]. 2016 Summer Olympics. 2017 Turkish Airlines Open [Eur], Indonesian Masters [Asia]. 2018 Turkish Airlines Open [Eur].

WORLD GOLF CHAMPIONSHIPS CAREER SUMMARY

Tournament	Position	Total Score	Total Score	Par	Money
Dell Technologies Match Play (10-11-1)					
2003 Accenture Match Play	T17				60,000
R1: beat David Duval, 20 holes					
R2: lost to Kevin Sutherland, 1 Up					
2004 Accenture Match Play	T33				35,000
R1: lost to Stuart Appleby, 5 and 4					
2007 Accenture Match Play	T5				260,000
R1: beat Michael Campbell, 6 and 5					
R2: beat Phil Mickelson, 3 and 1					
R3: beat Charles Howell III, 3 and 2					
QF: lost to Trevor Immelman, 5 and 4					
2008 Accenture Match Play	T33				40,000
R1: lost to Rod Pampling, 2 and 1					
2009 Accenture Match Play	T33				45,000
R1: lost to Boo Weekley, 1 Up					
2011 Accenture Match Play	T17				95,000
R1: beat Zach Johnson, 2 and 1					
R2: lost to Martin Kaymer, 20 holes					
2012 Accenture Match Play	T33				45,000
R1: lost to Paul Lawrie, 1 Up					
2013 Accenture Match Play	T17				96,000
R1: beat K.J. Choi, 2 and 1					
R2: lost to Nicolas Colsaerts, 4 and 2					
2014 Accenture Match Play	T17				99,000
R1: beat Scott Piercy, 1 Up					
R2: lost to Ernie Els, 20 holes					
2015 Cadillac Match Play	T17				85,824
G1: lost to Marc Leishman, 3 and 2					
G2: beat Anirban Lahiri, 19 holes					
G3: beat Ryan Palmer, 2 and 1					
2016 Dell Match Play	T28				74,500
G1: beat Fabián Gómez, 2 Up					
G2: tied Anirban Lahiri, Halved					
G3: lost to Matt Kuchar, 3 and 2					
					935,324

Mexico Championship

2002 American Express	T46	73-70-72-69	284	-4	34,000
2003 American Express	T28	75-69-74-70	288	+8	46,071
2008 CA Championship	T15	70-71-70-68	279	-9	86,700
2009 CA Championship	T20	73-70-68-68	279	-9	80,143
2011 Cadillac Championship	T42	77-71-70-71	289	+1	59,000
2012 Cadillac Championship	1	69-64-69-70	272	-16	1,400,000
2013 Cadillac Championship	T8	68-72-70-68	278	-10	163,750
2014 Cadillac Championship	T34	74-77-70-73	294	+6	68,500
2015 Cadillac Championship	55	73-74-73-77	297	+9	51,000
2016 Cadillac Championship	T17	75-73-72-67	287	-1	102,167
2017 Mexico Championship	T38	70-72-71-71	284	E	64,000
2018 Mexico Championship	T37	71-72-73-67	283	-1	73,000
					2,228,331

FedEx St. Jude Invitational

2002 NEC Invitational	5	67-67-72-68	274	-10	187,500
2003 NEC Invitational	T33	72-73-69-69	283	+3	38,583
2007 Bridgestone Invit'l	T2	69-72-71-68	280	E	635,000
2008 Bridgestone Invit'l	T27	71-70-68-71	280	E	60,000
2009 Bridgestone Invit'l	T29	75-68-69-69	281	+1	67,000
2010 Bridgestone Invit'l	T19	71-70-70-67	278	-2	81,333
2011 Bridgestone Invit'l	T33	71-70-72-67	280	E	64,500
2012 Bridgestone Invit'l	T5	70-69-66-67	272	-8	276,500
2013 Bridgestone Invit'l	T17	69-72-69-69	279	-1	93,000
2014 Bridgestone Invit'l	T4	65-67-70-69	271	-9	308,000
2015 Bridgestone Invit'l	T3	67-71-63-72	273	-7	470,000
2016 Bridgestone Invit'l	T46	69-76-73-72	290	+10	63,000
2017 Bridgestone Invit'l	T63	72-69-74-73	288	+8	46,500
					2,390,917

HSBC Champions

2011 HSBC Champions	T7	68-70-70-66	274	-14	155,000
2012 HSBC Champions	T24	72-70-67-70	279	-9	62,250
2014 HSBC Champions	5	68-71-65-68	272	-16	300,000
2015 HSBC Champions	T48	72-71-76-74	293	+5	49,300
2018 HSBC Champions	1	67-68-72-67	274	-14	1,660,000
2019 HSBC Champions	3	69-67-70-72	278	-10	587,000
					2,813,550
					TOTAL \$8,368,121



XANDER SCHAUFFELE

United States



HEIGHT: 5-10
WEIGHT: 175
BIRTHDATE: October 25, 1993
BIRTHPLACE: La Jolla, California
RESIDENCE: San Diego, California
TURNED PROFESSIONAL: 2015

PGA TOUR VICTORIES (4): 2017 TOUR Championship, The Greenbrier Classic. **2019** Sentry T of C, WGC-HSBC Champions.

WORLD GOLF CHAMPIONSHIPS CAREER SUMMARY					
Tournament	Position	Total Score	Total Score	Par	Money
Dell Technologies Match Play (2-1-0)					
2018 Dell Tech Match Play	T17				97,917
G1: beat Dylan Frittelli, 1 Up					
G2: beat Shubhankar Sharma, 3 and 1					
G3: lost to Sergio Garcia, 3 and 1					
					97,917
Mexico Championship					
2018 Mexico Championship	T18	65-68-70-74	277	-7	114,500
2019 Mexico Championship	T14	69-73-66-69	277	-7	128,000
					242,500

FedEx St. Jude Invitational					
2017 Bridgestone Invit'l	T13	70-69-69-68	276	-4	123,500
2018 Bridgestone Invit'l	68	69-73-72-78	292	+12	47,750
					171,250

HSBC Champions					
2018 HSBC Champions	T46	71-75-74-71	291	+3	57,500
2019 HSBC Champions	1	66-71-69-68	274	-14	1,700,000
					1,757,500
					TOTAL \$2,269,167



WEBB SIMPSON

United States



HEIGHT: 6-2
WEIGHT: 185
BIRTHDATE: August 08, 1985
BIRTHPLACE: Raleigh, North Carolina
RESIDENCE: Charlotte, North Carolina
TURNED PROFESSIONAL: 2008

PGA TOUR VICTORIES (5): 2011 Wyndham Championship, Deutsche Bank Champ. **2012** U.S. Open. **2014** Shriners Hospitals. **2018** THE PLAYERS Championship.

WORLD GOLF CHAMPIONSHIPS CAREER SUMMARY					
Tournament	Position	Total Score	Total Score	Par	Money
Dell Technologies Match Play (8-8-1)					
2012 Accenture Match Play	T33				45,000
R1: lost to Matteo Manassero, 3 and 2					
2013 Accenture Match Play	T5				275,000
R1: beat David Lynn, 5 and 4					
R2: beat Peter Hanson, 1 Up					
R3: beat Gonzalo Fernandez-Castaño, 2 Up					
QF: lost to Hunter Mahan, 1 Up					
2014 Accenture Match Play	T9				148,000
R1: beat Thongchai Jaidee, 3 and 2					
R2: beat Brandt Snedeker, 4 and 3					
R3: lost to Louis Oosthuizen, 5 and 4					
2015 Cadillac Match Play	T17				85,824
G1: beat Ian Poulter, 3 and 2					
G2: beat Jimmy Walker, 19 holes					
G3: lost to Gary Woodland, 1 Up					
2017 Dell Tech Match Play	T58				49,500
G1: lost to Dustin Johnson, 5 and 3					
G2: lost to Jimmy Walker, 3 and 2					
G3: lost to Martin Kaymer, 3 and 2					
2018 Dell Tech Match Play	T29				77,429
G1: tied Gary Woodland, Halved					
G2: beat Pat Perez, 2 and 1					
G3: lost to Si Woo Kim, 1 Up					
					680,752

Mexico Championship					
2012 Cadillac Championship	T35	75-66-66-77	284	-4	60,500
2013 Cadillac Championship	T20	72-67-71-72	282	-6	88,000
2014 Cadillac Championship	T47	80-78-70-70	298	+10	57,000
2015 Cadillac Championship	T7	74-69-70-73	286	-2	215,000
2018 Mexico Championship	T37	72-70-73-68	283	-1	73,000
2019 Mexico Championship	T39	73-72-68-71	284	E	70,500
					564,000

FedEx St. Jude Invitational					
2013 Bridgestone Invit'l	T14	64-75-73-66	278	-2	102,667
2014 Bridgestone Invit'l	T31	72-69-70-68	279	-1	69,500
2015 Bridgestone Invit'l	T25	68-70-72-70	280	E	74,667
2018 Bridgestone Invit'l	T24	69-65-71-72	277	-3	87,250
					334,083
					TOTAL \$1,578,835



CAMERON SMITH

Australia



HEIGHT: 5-11
WEIGHT: 172
BIRTHDATE: August 18, 1993
BIRTHPLACE: Brisbane, Australia
RESIDENCE: Jacksonville, Florida
TURNED PROFESSIONAL: 2013

PGA TOUR VICTORIES (1): 2017 Zurich Classic of New Orl.

INTERNATIONAL VICTORIES (4): 2017 Australian PGA Championship, Australian PGA Championship. 2018 Australian PGA Championship, Australian PGA Championship.

WORLD GOLF CHAMPIONSHIPS CAREER SUMMARY

Tournament	Position	Total Score	Total Score	Par	Money
Dell Technologies Match Play (3-1-1)					
2018 Dell Tech Match Play	T5				306,000
G1: beat Patrick Cantlay, 2 Up					
G2: beat Hideki Matsuyama, 1 Up					
G3: tied Yusaku Miyazato, Halved					
R4: beat Tyrrell Hatton, 2 and 1					
QF: lost to Alex Noren, 4 and 2					
					306,000

Mexico Championship

2019 Mexico Championship	T6	69-67-68-70	274	-10	261,667
					261,667

FedEx St. Jude Invitational

2018 Bridgestone Invit'l	23	70-70-69-67	276	-4	92,250
					92,250

HSBC Champions

2016 HSBC Champions	T64	71-73-70-75	289	+1	43,250
2019 HSBC Champions	T54	76-72-72-78	298	+10	50,313
					93,563
TOTAL					\$753,479



BRANDT SNEDEKER

United States



HEIGHT: 6-1
WEIGHT: 185
BIRTHDATE: December 08, 1980
BIRTHPLACE: Nashville, Tennessee
RESIDENCE: Nashville, Tennessee
TURNED PROFESSIONAL: 2004

PGA TOUR VICTORIES (9): 2007 Wyndham Championship. 2011 The Heritage. 2012 Farmers Insurance Open, TOUR Championship. 2013 AT&T Pebble Beach, RBC Canadian Open. 2015 AT&T Pebble Beach. 2016 Farmers Insurance Open. 2018 Wyndham Championship.

WEB.COM TOUR VICTORIES (2): 2006 Permian Basin Charity, Scholarship America.

INTERNATIONAL VICTORIES (1): 2016 Fiji International [Eur].

OTHER VICTORIES (2): 2009 Skills Challenge [with Boo Weekley]. 2015 Franklin Templeton Shootout [with Jason Dufner].

WORLD GOLF CHAMPIONSHIPS CAREER SUMMARY

Tournament	Position	Total Score	Total Score	Par	Money
Dell Technologies Match Play (7-8-1)					
2008 Accenture Match Play	T33				40,000
R1: lost to Lee Westwood, 3 and 2					
2012 Accenture Match Play	T9				140,000
R1: beat Retief Goosen, 21 holes					
R2: beat Kyle Stanley, 2 and 1					
R3: lost to Peter Hanson, 5 and 3					
2014 Accenture Match Play	T17				99,000
R1: beat David Lynn, 20 holes					
R2: lost to Webb Simpson, 4 and 3					
2015 Cadillac Match Play	T52				49,385
G1: lost to Billy Horschel, 5 and 4					
G2: lost to Rory McIlroy, 1 Up					
G3: lost to Jason Dufner, 1 Up					
2016 Dell Match Play	T9				152,000
G1: beat Charley Hoffman, 2 and 1					
G2: tied Danny Lee, Halved					
G3: beat Charl Schwartzel, 5 and 3					
R4: lost to Jason Day, 3 and 2					
2017 Dell Tech Match Play	T17				93,308
G1: lost to William McGirt, 1 Up					
G2: beat Andy Sullivan, 2 and 1					
G3: beat Branden Grace, 5 and 4					
					573,692

Mexico Championship

2008 CA Championship	T48	74-70-72-70	286	-2	47,000
2012 Cadillac Championship	T45	75-69-70-72	286	-2	52,000
2014 Cadillac Championship	46	73-73-75-76	297	+9	59,000
2015 Cadillac Championship	T17	74-73-70-72	289	+1	97,500
2016 Cadillac Championship	W/D	76	76	+4	0
2017 Mexico Championship	T7	75-68-66-65	274	-10	211,667
					467,167

FedEx St. Jude Invitational

2008 Bridgestone Invit'l	T43	68-76-69-69	282	+2	46,600
2011 Bridgestone Invit'l	T33	66-68-74-72	280	E	64,500
2012 Bridgestone Invit'l	T50	71-70-70-75	286	+6	49,000
2013 Bridgestone Invit'l	T33	72-70-71-70	283	+3	68,000
2014 Bridgestone Invit'l	T12	68-68-68-70	274	-6	115,000
2015 Bridgestone Invit'l	T33	70-70-72-70	282	+2	67,500
2016 Bridgestone Invit'l	T21	70-72-70-71	283	+3	91,000
					501,600

HSBC Champions

2012 HSBC Champions	T11	72-71-60-71	274	-14	98,000
2014 HSBC Champions	T55	73-74-70-70	287	-1	46,250
2015 HSBC Champions	T10	69-74-69-70	282	-6	135,500
2019 HSBC Champions	T30	75-76-68-72	291	+3	74,500
					354,250
TOTAL					\$1,896,709



JORDAN SPIETH

United States



HEIGHT: 6-1
WEIGHT: 175
BIRTHDATE: July 27, 1993
BIRTHPLACE: Dallas, Texas
RESIDENCE: Dallas, Texas
TURNED PROFESSIONAL: 2012

PGA TOUR VICTORIES (11): **2013** John Deere Classic. **2015** Masters Tournament, U.S. Open, TOUR Championship, Valspar Championship, John Deere Classic. **2016** Hyundai T of C, DEAN & DELUCA Inv'tl. **2017** Travelers Championship, The Open Championship, AT&T Pebble Beach.

INTERNATIONAL VICTORIES (2): **2014** Emirates Australian Open [Aus]. **2016** Australian Open [Aus].

OTHER VICTORIES (1): **2015** Hero World Challenge.

WORLD GOLF CHAMPIONSHIPS CAREER SUMMARY

Tournament	Position	Total Score	Total Score	Par	Money
Dell Technologies Match Play (11-5-1)					
2014 Accenture Match Play	T5				280,000
R1: beat Pablo Larrazabal, 2 Up					
R2: beat Thomas Bjørn, 5 and 4					
R3: beat Matt Kuchar, 2 and 1					
QF: lost to Ernie Els, 4 and 2					
2015 Cadillac Match Play	T17				85,824
G1: beat Mikko Ilonen, 4 and 2					
G2: beat Matt Every, 4 and 3					
G3: lost to Lee Westwood, 1 Up					
2016 Dell Match Play	T9				152,000
G1: beat Jamie Donaldson, 3 and 2					
G2: beat Victor Dubuisson, 5 and 4					
G3: beat Justin Thomas, 3 and 2					
R4: lost to Louis Oosthuizen, 4 and 2					
2017 Dell Tech Match Play	T30				74,000
G1: lost to Hideto Tanihara, 4 and 2					
G2: beat Yuta Ikeda, 4 and 2					
G3: tied Ryan Moore, Halved					
2018 Dell Tech Match Play	T17				97,917
G1: beat Charl Schwartzel, 2 and 1					
G2: beat Haotong Li, 4 and 2					
G3: lost to Patrick Reed, 2 and 1					
					689,740

Mexico Championship

2014 Cadillac Championship	T34	73-79-73-69	294	+6	68,500
2015 Cadillac Championship	T17	75-69-73-72	289	+1	97,500
2016 Cadillac Championship	T17	69-72-73-73	287	-1	102,167
2017 Mexico Championship	T12	71-72-63-71	277	-7	131,250
2018 Mexico Championship	T14	70-67-69-70	276	-8	126,500
2019 Mexico Championship	T54	75-69-75-69	288	+4	57,500
					583,417

FedEx St. Jude Invitational

2014 Bridgestone Invit'l	49	71-70-73-71	285	+5	54,000
2015 Bridgestone Invit'l	T10	70-68-72-66	276	-4	149,500
2016 Bridgestone Invit'l	T3	68-71-71-67	277	-3	449,250
2017 Bridgestone Invit'l	T13	67-70-71-68	276	-4	123,500
2018 Bridgestone Invit'l	T60	71-72-68-74	285	+5	51,500
					827,750

HSBC Champions

2014 HSBC Champions	17	68-71-70-69	278	-10	90,000
2015 HSBC Champions	T35	70-74-72-74	290	+2	61,500
2016 HSBC Champions	T7	68-72-63-70	273	-15	173,750
					325,250
					TOTAL \$2,426,157



KYLE STANLEY

United States



HEIGHT: 5-11
WEIGHT: 165
BIRTHDATE: November 19, 1987
BIRTHPLACE: Gig Harbor, Washington
RESIDENCE: Gig Harbor, Washington
TURNED PROFESSIONAL: 2009

PGA TOUR VICTORIES (2): **2012** Waste Management Phoenix. **2017** Quicken Loans National.

WORLD GOLF CHAMPIONSHIPS CAREER SUMMARY

Tournament	Position	Total Score	Total Score	Par	Money
Dell Technologies Match Play (4-3-0)					
2012 Accenture Match Play	T17				95,000
R1: beat K.J. Choi, 2 and 1					
R2: lost to Brandt Snedeker, 2 and 1					
2018 Dell Tech Match Play	T5				306,000
G1: beat Matthew Fitzpatrick, 1 Up					
G2: lost to Paul Casey, 4 and 2					
G3: beat Russell Henley, 1 Up					
R4: beat Sergio Garcia, 3 and 1					
QF: lost to Justin Thomas, 2 and 1					
					401,000

Mexico Championship

2012 Cadillac Championship	T51	69-69-76-74	288	E	46,875
2018 Mexico Championship	T25	71-65-71-72	279	-5	95,250
2019 Mexico Championship	T58	73-72-72-74	291	+7	53,500
					195,625

FedEx St. Jude Invitational

2012 Bridgestone Invit'l	T16	69-73-68-67	277	-3	90,000
2017 Bridgestone Invit'l	T41	69-74-71-69	283	+3	63,000
2018 Bridgestone Invit'l	2	63-68-70-68	269	-11	1,072,000
					1,225,000

HSBC Champions

2012 HSBC Champions	T65	79-70-74-69	292	+4	31,000
2018 HSBC Champions	T5	71-68-69-72	280	-8	288,000
2019 HSBC Champions	T22	70-69-78-72	289	+1	86,500
					405,500
					TOTAL \$2,227,



HENRIK STENSON

Sweden



HEIGHT: 6-2
WEIGHT: 190
BIRTHDATE: April 05, 1976
BIRTHPLACE: Gothenburg, Sweden
RESIDENCE: Orlando, Florida
TURNED PROFESSIONAL: 1999

PGA TOUR VICTORIES (6): 2007 WGC-Accenture Match Play. 2009 THE PLAYERS Championship. 2013 Deutsche Bank Champ, TOUR Championship. 2016 The Open Championship. 2017 Wyndham Championship.

INTERNATIONAL VICTORIES (13): 2000 Gula Sidoma Grand Prix [EurChall], 2nd Cuba Challenge Tour Grand Final [EurChall], DEXIA-BIL Luxembourg Open [EurChall]. 2001 Benson and Hedges International Open [Eur]. 2004 The Heritage at Woburn [Eur]. 2006 Commercialbank Qatar Masters [Eur], BMW International Open [Eur]. 2007 Dubai Desert Classic [Eur]. 2008 Nedbank Challenge [SAf]. 2012 South African Open [Eur]. 2013 DP World Tour Championship [Eur]. 2014 DP World Tour Championship [Eur]. 2016 BMW International Open [Eur].

OTHER VICTORIES (1): 2008 OMEGA Mission Hills World Cup [with Robert Karlsson].

WORLD GOLF CHAMPIONSHIPS CAREER SUMMARY

Tournament	Position	Total Score	Total Score	Par	Money
Dell Technologies Match Play (14-9-0)					
2006 Accenture Match Play	T17				85,000
R1: beat Paul Casey, 1 Up					
R2: lost to Chad Campbell, 1 Up					
2007 Accenture Match Play	1				1,350,000
R1: beat Zach Johnson, 1 Up					
R2: beat K.J. Choi, 2 Up					
R3: beat Aaron Baddeley, 4 and 3					
QF: beat Nick O'Hern, 1 Up					
SF: beat Trevor Immelman, 3 and 2					
Consolation: beat Geoff Ogilvy, 2 and 1					
2008 Accenture Match Play	3				575,000
R1: beat Robert Allenby, 1 Up					
R2: beat Trevor Immelman, 25 holes					
R3: beat Jonathan Byrd, 1 Up					
QF: beat Woody Austin, 2 Up					
SF: lost to Tiger Woods, 1 Up					
Consolation: beat Justin Leonard, 3 and 2					
2009 Accenture Match Play	T33				45,000
R1: lost to Davis Love III, 21 holes					
2010 Accenture Match Play	T33				45,000
R1: lost to Ben Crane,					
2011 Accenture Match Play	T33				45,000
R1: lost to Lee Westwood, 3 and 2					
2013 Accenture Match Play	T33				46,000
R1: lost to Steve Stricker, 5 and 4					
2014 Accenture Match Play	T17				99,000
R1: beat Kiradech Aphibarnrat, 2 and 1					
R2: lost to Louis Oosthuizen, 4 and 3					
2015 Cadillac Match Play	T34				63,500

G1: lost to John Senden, 19 holes
 G2: beat Brendon Todd, 3 and 2
 G3: lost to Bill Haas, 3 and 1

2,353,500

Mexico Championship

2005 American Express	T3	70-67-67-68	272	-8	353,667
2006 American Express	T13	68-67-68-73	276	-8	98,375
2007 CA Championship	T19	67-73-72-75	287	-1	80,000
2008 CA Championship	T57	72-72-76-68	288	E	42,250
2009 CA Championship	T77	69-73-73-83	298	+10	35,625
2010 CA Championship	T37	71-72-71-72	286	-2	62,500
2014 Cadillac Championship	T16	73-76-74-69	292	+4	90,667
2015 Cadillac Championship	T4	69-71-72-72	284	-4	365,000
2016 Cadillac Championship	T28	71-71-76-72	290	+2	79,429
2019 Mexico Championship	T54	72-73-71-72	288	+4	57,500
					1,265,012

FedEx St. Jude Invitational

2005 NEC Invitational	T13	66-71-72-70	279	-1	94,400
2006 Bridgestone Invit'l	T31	75-73-67-68	283	+3	56,000
2007 Bridgestone Invit'l	T41	72-74-72-73	291	+11	48,000
2008 Bridgestone Invit'l	T16	73-70-68-67	278	-2	82,625
2009 Bridgestone Invit'l	T29	69-72-70-70	281	+1	67,000
2010 Bridgestone Invit'l	80	79-75-71-75	300	+20	35,500
2013 Bridgestone Invit'l	T2	65-70-67-70	272	-8	692,500
2014 Bridgestone Invit'l	T19	71-66-68-71	276	-4	89,000
2015 Bridgestone Invit'l	T6	68-69-68-70	275	-5	219,000
2017 Bridgestone Invit'l	T17	72-70-68-67	277	-3	95,500
2018 Bridgestone Invit'l	T39	70-69-69-73	281	+1	66,250
					1,545,775

HSBC Champions

2010 HSBC Champions	T13	67-74-72-69	282	-6	90,000
2014 HSBC Champions	T31	74-76-67-65	282	-6	68,000
2015 HSBC Champions	T24	70-71-81-65	287	-1	73,500
2016 HSBC Champions	T11	69-72-66-67	274	-14	106,167
2017 HSBC Champions	T2	69-71-67-65	272	-16	787,000
2018 HSBC Champions	T2	68-69-69-70	276	-12	679,667
					1,849,333
					TOTAL \$7,013,620



JUSTIN THOMAS

United States



HEIGHT: 5-10
WEIGHT: 160
BIRTHDATE: April 29, 1993
BIRTHPLACE: Louisville, Kentucky
RESIDENCE: Jupiter, Florida
TURNED PROFESSIONAL: 2013

PGA TOUR VICTORIES (9): 2016 CIMB Classic, 2017 PGA Championship, Dell Technologies Champ, Sony Open in Hawaii, SBS Tournament of Champ, CIMB Classic. 2018 The Honda Classic, WGC-Bridgestone Invit'l, THE CJ CUP @ NINE BRIDGES.

WEB.COM TOUR VICTORIES (1): 2014 Nationwide Children's.

WORLD GOLF CHAMPIONSHIPS CAREER SUMMARY					
Tournament	Position	Total Score	Total Score	Par	Money
Dell Technologies Match Play (6-7-0)					
2016 Dell Match Play	T61				47,750
G1: lost to Victor Dubuisson, 3 and 2					
G2: lost to Jamie Donaldson, 1 Up					
G3: lost to Jordan Spieth, 3 and 2					
2017 Dell Tech Match Play	T39				63,500
G1: beat Chris Wood, 2 and 1					
G2: lost to Kevin Na, 4 and 2					
G3: lost to Matthew Fitzpatrick, 2 and 1					
2018 Dell Tech Match Play	4				559,000
G1: beat Luke List, 2 Up					
G2: beat Patton Kizzire, 3 and 1					
G3: beat Francesco Molinari, 7 and 5					
R4: beat Si Woo Kim, 6 and 5					
QF: beat Kyle Stanley, 2 and 1					
SF: lost to Bubba Watson, 3 and 2					
Consolation: lost to Alex Noren, 5 and 3					
					670,250

Mexico Championship

2016 Cadillac Championship	T35	75-66-78-73	292	+4	72,500
2017 Mexico Championship	T5	69-66-66-72	273	-11	312,500
2018 Mexico Championship	2	72-70-62-64	268	-16	1,072,000
2019 Mexico Championship	9	66-73-74-62	275	-9	201,000
					1,658,000

FedEx St. Jude Invitational

2016 Bridgestone Invit'l	T33	70-69-70-76	285	+5	76,000
2017 Bridgestone Invit'l	T28	73-70-69-67	279	-1	73,563
2018 Bridgestone Invit'l	1	65-64-67-69	265	-15	1,700,000
					1,849,563

HSBC Champions

2016 HSBC Champions	T27	72-69-70-68	279	-9	72,000
2017 HSBC Champions	T23	71-70-72-71	284	-4	80,167
					152,167
					TOTAL \$4,329,979



MATT WALLACE

England



HEIGHT: 6-1
WEIGHT: 187
BIRTHDATE: April 12, 1990
BIRTHPLACE: Hillingdon, England
RESIDENCE: London, England
TURNED PROFESSIONAL: 2012

BEST PGA TOUR CAREER FINISH: 6-2019 Arnold Palmer Inv'tl.

INTERNATIONAL VICTORIES (4): 2017 Open de Portugal [Eur], 2018 Hero Indian Open [Eur], BMW International Open [Eur], Made In Denmark [Eur].

WORLD GOLF CHAMPIONSHIPS CAREER SUMMARY					
Tournament	Position	Total Score	Total Score	Par	Money
Mexico Championship					
2019 Mexico Championship	T33	74-71-70-67	282	-2	78,000
					78,000
HSBC Champions					
2019 HSBC Champions	T50	69-75-74-79	297	+9	55,000
					55,000
					TOTAL \$133,000



BUBBA WATSON

United States



HEIGHT: 6-3
WEIGHT: 180
BIRTHDATE: November 05, 1978
BIRTHPLACE: Bagdad, Florida
RESIDENCE: Orlando, Florida
TURNED PROFESSIONAL: 2002

PGA TOUR VICTORIES (12): 2010 Travelers Championship. 2011 Zurich Classic of New Or, Farmers Insurance Open. 2012 Masters Tournament. 2014 Northern Trust Open, Masters Tournament. 2015 Travelers Championship, WGC-HSBC Champions. 2016 Northern Trust Open. 2018 Genesis Open, Travelers Championship, WGC-Dell Tech Match Play.

OTHER VICTORIES (2): 2008 CVS/Caremark Charity Classic [with Camilo Villegas]. 2015 Hero World Challenge.

WORLD GOLF CHAMPIONSHIPS CAREER SUMMARY

Tournament	Position	Total Score	Total Score	Par	Money
Dell Technologies Match Play (20-8-3)					
2011 Accenture Match Play	4				490,000
R1: beat Bill Haas, 3 and 2					
R2: beat Mark Wilson, 6 and 5					
R3: beat Geoff Ogilvy, 6 and 4					
QF: beat J.B. Holmes, 19 holes					
SF: lost to Martin Kaymer, 1 Up					
Consolation: lost to Matt Kuchar, 2 and 1					
2012 Accenture Match Play	T17				95,000
R1: beat Ben Crane, 3 and 2					
R2: lost to Matt Kuchar, 3 and 2					
2013 Accenture Match Play	T9				144,000
R1: beat Chris Wood, 2 and 1					
R2: beat Jim Furyk, 22 holes					
R3: lost to Jason Day, 4 and 3					
2014 Accenture Match Play	T9				148,000
R1: beat Mikko Ilonen, 2 and 1					
R2: beat Jonas Blixt, 2 Up					
R3: lost to Victor Dubuisson, 1 Up					
2015 Cadillac Match Play	T17				85,824
G1: beat Miguel Angel Jiménez, 5 and 4					
G2: beat Keegan Bradley, 4 and 2					
G3: lost to Louis Oosthuizen, 19 holes					
2016 Dell Match Play	T28				74,500
G1: tied Patton Kizzire, Halved					
G2: beat Emiliano Grillo, 2 Up					
G3: lost to J.B. Holmes, 1 Up					
2017 Dell Tech Match Play	T9				158,000
G1: beat Jhonattan Vegas, 1 Up					
G2: beat Scott Piercy, 4 and 3					
G3: tied Thomas Pieters, Halved					
R4: lost to Ross Fisher, 4 and 3					

2018 Dell Tech Match Play	1				1,700,000
G1: beat Branden Grace, 5 and 3					
G2: beat Marc Leishman, 3 and 2					
G3: tied Julian Suri, Halved					
R4: beat Brian Harman, 2 and 1					
QF: beat Kiradech Aphibarnrat, 5 and 3					
SF: beat Justin Thomas, 3 and 2					
Consolation: beat Kevin Kisner, 7 and 6					
					2,895,324

Mexico Championship

2009 CA Championship	72	72-71-74-75	292	+4	37,000
2012 Cadillac Championship	2	70-62-67-74	273	-15	845,000
2013 Cadillac Championship	T18	66-69-71-75	281	-7	93,000
2014 Cadillac Championship	T2	73-72-72-68	285	-3	753,000
2015 Cadillac Championship	3	71-69-70-71	281	-7	540,000
2016 Cadillac Championship	2	69-69-71-68	277	-11	1,018,000
2017 Mexico Championship	T38	73-72-68-71	284	E	64,000
2018 Mexico Championship	T9	69-66-72-67	274	-10	182,000
2019 Mexico Championship	T27	70-75-66-70	281	-3	85,000
					3,617,000

FedEx St. Jude Invitational

2010 Bridgestone Invit'l	T22	64-71-70-74	279	-1	72,000
2011 Bridgestone Invit'l	T21	69-70-68-70	277	-3	81,250
2012 Bridgestone Invit'l	T19	66-73-72-67	278	-2	82,000
2013 Bridgestone Invit'l	T27	67-69-72-74	282	+2	73,500
2014 Bridgestone Invit'l	T37	69-70-73-68	280	E	64,500
2015 Bridgestone Invit'l	2	70-66-69-66	271	-9	930,000
2016 Bridgestone Invit'l	T14	72-69-70-70	281	+1	129,000
2017 Bridgestone Invit'l	T17	67-74-66-70	277	-3	95,500
2018 Bridgestone Invit'l	T31	71-69-67-73	280	E	74,750
					1,602,500

HSBC Champions

2012 HSBC Champions	33	66-72-69-75	282	-6	54,000
2014 HSBC Champions	T8	68-69-69-68	274	-14	161,667
2015 HSBC Champions	1	71-67-69-70	277	-11	1,400,000
2016 HSBC Champions	T35	68-73-68-72	281	-7	63,000
2017 HSBC Champions	T54	71-73-76-73	293	+5	49,250
					1,727,917
					TOTAL \$9,842,740



LEE WESTWOOD

England



HEIGHT: 6-0
WEIGHT: 205
BIRTHDATE: April 24, 1973
BIRTHPLACE: Worksop, England
RESIDENCE: West Palm Beach, Florida
TURNED PROFESSIONAL: 1993

PGA TOUR VICTORIES (2): 1998 Freeport-McDermott Class. 2010 St. Jude Classic.

INTERNATIONAL VICTORIES (40): 1996 Sumitomo Visa Taiheiyo Masters [Jpn], Volvo Scandinavian Masters [Eur]. 1997 Sumitomo Visa Taiheiyo Masters [Jpn], Benson and Hedges Malaysian Open [Asia], Holden Australian Open [Aust], Volvo Masters Andalucia [Eur]. 1998 Deutsche Bank-SAP Open-TPC of Europe [Eur], National Car Rental English Open [Eur], The Standard Life Loch Lomond [Eur], Belgacom Open [Eur], Sumitomo Visa Taiheiyo Masters [Jpn], Dunlop Phoenix [Jpn]. 1999 TNT Dutch Open [Eur], Smurfit European Open [Eur], Canon European Masters [Eur], Macau Open [Asia]. 2000 Dimension Data Pro-Am [SAf], Deutsche Bank-SAP Open TPC of Europe [Eur], Compaq European Grand Prix [Eur], Smurfit European Open [Eur], Volvo Scandinavian Masters [Eur], Belgacom Open [Eur], Cisco World Match Play Championship [Eur], Smurfit European Open [Eur], Belgacom Open [Eur]. 2003 BMW International Open [Eur], Dunhill Links Championship [Eur], Nelson Mandela Invitational [with Simon Hobday] [SAf]. 2007 Valle Romano Open de Andalucia [Eur]. 2009 Portugal Masters [Eur], Dubai World Championship [Eur]. 2010 Nedbank Golf Challenge [SAf]. 2011 Indonesian Masters [Asia], Ballantine's Championship [Eur], Nedbank Golf Challenge [SAf], Thailand Golf Championship [Asia]. 2012 Indonesian Masters [Asia], Nordea Masters [Eur]. 2014 Maybank Malaysian Open [Eur], Thailand Golf Championship [Asia]. 2015 CIMB Niaga Indonesian Masters [Asia]. 2018 Nedbank Golf Challenge hosted by Gary Player.

WORLD GOLF CHAMPIONSHIPS CAREER SUMMARY

Tournament	Position	Total Score	Total Score	Par	Money
Dell Technologies Match Play (17-19-0)					
1999 Accenture Match Play	T33				25,000
R1: lost to Eduardo Romero, 3 and 2					
2000 Accenture Match Play	T17				50,000
R1: beat Brandt Jobe, 2 and 1					
R2: lost to Scott Hoch, 1 down					
2002 Accenture Match Play	T17				55,000
R1: beat Shingo Katayama, 4 and 3					
R2: lost to John Cook, 1 down					
2004 Accenture Match Play	T33				35,000
R1: lost to Phil Mickelson, 3 and 1					
2005 Accenture Match Play	T17				85,000
R1: beat Steve Flesch, 4 and 3					
R2: lost to Davis Love III, 7 and 6					
2006 Accenture Match Play	T33				35,000
R1: lost to Scott Verplank, 26 holes					
2007 Accenture Match Play	T33				40,000
R1: lost to Pdraig Harrington, 19 holes					
2008 Accenture Match Play	T17				90,000
R1: beat Brandt Snedeker, 3 and 2					
R2: lost to Justin Leonard, 2 and 1					
2009 Accenture Match Play	T17				95,000
R1: beat Prayad Marksang, 2 and 1					
R2: lost to Stewart Cink, 23 holes					
2010 Accenture Match Play	T17				95,000
R1: beat Chris Wood, 3 and 1					
R2: lost to Nick Watney, 2 and 1					
2011 Accenture Match Play	T17				95,000
R1: beat Henrik Stenson, 3 and 2					
R2: lost to Nick Watney, 1 Up					
2012 Accenture Match Play	4				490,000
R1: beat Nicolas Colsaerts, 3 and 1					
R2: beat Robert Karlsson, 3 and 2					
R3: beat Nick Watney, 3 and 2					
QF: beat Martin Laird, 4 and 2					
SF: lost to Rory McIlroy, 3 and 1					
Consolation: lost to Mark Wilson, 1 Up					
2013 Accenture Match Play	T33				46,000
R1: lost to Rafa Cabrera Bello, 19 holes					
2014 Accenture Match Play	T33				48,000
R1: lost to Harris English, 5 and 3					
2015 Cadillac Match Play	T9				150,000
G1: beat Matt Every, 1 Up					
G2: beat Mikko Ilonen, 1 Up					
G3: beat Jordan Spieth, 2 Up					
R4: lost to Danny Willett, 3 and 2					
2016 Dell Match Play	T38				63,000
G1: lost to Sergio Garcia, 1 Up					
G2: beat Marc Leishman, 1 Up					
G3: lost to Ryan Moore, 3 and 1					
2017 Dell Tech Match Play	T17				93,308
G1: lost to Marc Leishman, 3 and 2					
G2: beat Jason Day,					
G3: beat Pat Perez, 2 and 1					
					1,590,308

Mexico Championship

1999 American Express	T4	73-67-71-73	284	E	176,667
2000 American Express	2	72-72-68-67	279	-9	500,000
2003 American Express	T35	72-71-71-75	289	+9	41,500
2004 American Express	T13	68-69-71-73	281	-7	90,000
2005 American Express	T51	71-75-75-68	289	+9	40,500
2006 American Express	T32	71-66-73-72	282	-2	61,000
2008 CA Championship	T34	71-72-72-68	283	-5	57,500
2009 CA Championship	T61	71-71-78-69	289	+1	39,550
2010 CA Championship	T30	74-68-74-69	285	-3	70,000
2011 Cadillac Championship	T18	70-74-70-68	282	-6	89,000
2012 Cadillac Championship	T29	76-67-68-72	283	-5	67,500
2013 Cadillac Championship	T25	73-69-71-71	284	-4	79,000
2014 Cadillac Championship	T34	75-79-70-70	294	+6	68,500
2015 Cadillac Championship	T12	71-72-70-75	288	E	123,000
2017 Mexico Championship	T28	67-71-66-78	282	-2	75,625
2019 Mexico Championship	T33	73-71-65-73	282	-2	78,000
					1,657,342

FedEx St. Jude Invitational

1999 NEC Invitational	T33	74-72-70-72	288	+8	34,000
2000 NEC Invitational	T20	66-69-73-72	280	E	68,333
2001 NEC Invitational	W/D	70-78	148	+8	0
2002 NEC Invitational	T15	68-69-72-70	279	-5	60,875
2003 NEC Invitational	T46	70-70-73-73	286	+6	31,500
2004 NEC Invitational	T9	69-69-69-69	276	-4	116,000
2005 NEC Invitational	T24	73-72-63-74	282	+2	69,000
2006 Bridgestone Invit'l	W/D	79-67-74	220	+10	0
2007 Bridgestone Invit'l	T22	68-71-79-69	287	+7	66,250
2008 Bridgestone Invit'l	T2	70-65-67-69	271	-9	635,000
2009 Bridgestone Invit'l	9	69-71-70-65	275	-5	160,000
2010 Bridgestone Invit'l	W/D	71-76	147	+7	0
2011 Bridgestone Invit'l	T9	67-71-68-65	271	-9	152,500
2012 Bridgestone Invit'l	70	68-72-81-73	294	+14	42,000
2013 Bridgestone Invit'l	T40	71-71-71-72	285	+5	61,500
2014 Bridgestone Invit'l	T19	72-71-70-63	276	-4	89,000
2015 Bridgestone Invit'l	T17	68-70-73-68	279	-1	88,500
2017 Bridgestone Invit'l	T47	72-78-68-67	285	+5	57,000
					1,731,458

HSBC Champions

2010 HSBC Champions	2	66-70-67-67	270	-18	675,000
2011 HSBC Champions	T13	69-68-67-74	278	-10	90,000
2012 HSBC Champions	T6	70-67-61-72	270	-18	190,000
2014 HSBC Champions	T55	71-73-68-75	287	-1	46,250
2015 HSBC Champions	T20	70-73-69-73	285	-3	81,000
2016 HSBC Champions	T51	72-69-71-73	285	-3	49,000
2017 HSBC Champions	29	69-70-77-69	285	-3	75,000
					1,353,750
					TOTAL \$6,332,858



AARON WISE

United States



HEIGHT: 6-1
WEIGHT: 182
BIRTHDATE: June 21, 1996
BIRTHPLACE: Cape Town, South Africa
RESIDENCE: Las Vegas, Nevada
TURNED PROFESSIONAL:

PGA TOUR VICTORIES (1): 2018 AT&T Byron Nelson.

WEB.COM TOUR VICTORIES (1): 2017 Air Capital Classic.

WORLD GOLF CHAMPIONSHIPS CAREER SUMMARY

Tournament	Position	Total Score	Total Score	Par	Money
Mexico Championship					
2019 Mexico Championship	T19	73-68-71-67	279	-5	103,750
					103,750
FedEx St. Jude Invitational					
2018 Bridgestone Invit'l	T6	67-71-67-67	272	-8	241,375
					241,375
			TOTAL		\$345,125



GARY WOODLAND

United States



HEIGHT: 6-1
WEIGHT: 195
BIRTHDATE: May 21, 1984
BIRTHPLACE: Topeka, Kansas
RESIDENCE: Delray Beach, Florida
TURNED PROFESSIONAL: 2007

PGA TOUR VICTORIES (3): 2011 Transitions Championship. 2013 Reno-Tahoe Open. 2018 Waste Management Phoenix.

OTHER VICTORIES (1): 2011 OMEGA Mission Hills World Cup [with Matt Kuchar].

WORLD GOLF CHAMPIONSHIPS CAREER SUMMARY

Tournament	Position	Total Score	Total Score	Par	Money
Dell Technologies Match Play (8-6-1)					
2012 Accenture Match Play	T33				45,000
R1: lost to Charl Schwartzel, 4 and 2					
2014 Accenture Match Play	T33				48,000
R1: lost to Graeme McDowell, 19 holes					
2015 Cadillac Match Play	2				930,000
G1: beat Jimmy Walker, 19 holes					
G2: beat Ian Poulter, 3 and 2					
G3: beat Webb Simpson, 1 Up					
R4: beat Marc Leishman, 2 and 1					
QF: beat John Senden, 5 and 3					
SF: beat Danny Willett, 3 and 2					
Consolation: lost to Rory McIlroy, 4 and 2					
2017 Dell Tech Match Play	39				63,500
G1: beat Emiliano Grillo, 3 and 2					
G2: lost to Rory McIlroy,					
G3: lost to Søren Kjeldsen,					
2018 Dell Tech Match Play	T29				77,429
G1: tied Webb Simpson, Halved					
G2: lost to Si Woo Kim, 5 and 3					
G3: beat Pat Perez, 1 Up					
					1,163,929

Mexico Championship

2012 Cadillac Championship	T29	71-70-70-72	283	-5	67,500
2014 Cadillac Championship	T16	72-78-71-71	292	+4	90,667
2015 Cadillac Championship	T23	70-74-76-70	290	+2	83,000
2017 Mexico Championship	T38	73-67-74-70	284	E	64,000
2018 Mexico Championship	T50	74-71-73-68	286	+2	63,500
2019 Mexico Championship	T17	71-71-67-69	278	-6	115,500
					484,167

FedEx St. Jude Invitational

2011 Bridgestone Invit'l	T45	70-66-73-73	282	+2	53,000
2014 Bridgestone Invit'l	T19	70-68-68-70	276	-4	89,000
2015 Bridgestone Invit'l	T57	75-69-72-73	289	+9	45,750
2017 Bridgestone Invit'l	T63	74-77-70-67	288	+8	46,500
2018 Bridgestone Invit'l	T17	67-71-69-68	275	-5	104,250
					338,500

HSBC Champions

2015 HSBC Champions	T56	73-75-74-73	295	+7	45,250
2016 HSBC Champions	T23	69-71-73-65	278	-10	75,750
2017 HSBC Champions	T47	71-74-73-72	290	+2	55,000
					176,000
			TOTAL		\$2,162,595



TIGER WOODS

United States



HEIGHT: 6-1
WEIGHT: 185
BIRTHDATE: December 30, 1975
BIRTHPLACE: Cypress, California
RESIDENCE: Jupiter, Florida
TURNED PROFESSIONAL: 1996

PGA TOUR VICTORIES (80): 1996 Las Vegas Invitational, Walt Disney World/Olds mob. 1997 Mercedes Championships, Masters Tournament, GTE Byron Nelson Golf Cla, Motorola Western Open. 1998 BellSouth Classic. 1999 Buick Invitational, Memorial Tournament, Motorola Western Open, PGA Championship, WGC-NEC Invitational, National Car at Disney, THE TOUR Championship, WGC-American Express. 2000 Mercedes Championships, AT&T Pebble Beach, Bay Hill Invitational, Memorial Tournament, U.S. Open Championship, The Open Championship, PGA Championship, WGC-NEC Invitational, Bell Canadian Open. 2001 Bay Hill Invitational, THE PLAYERS Championship, Masters Tournament, Memorial Tournament, WGC-NEC Invitational. 2002 Bay Hill Invitational, Masters Tournament, U.S. Open Championship, Buick Open, WGC-American Express. 2003 Buick Invitational, WGC-Accenture Match Play, Bay Hill Invitational, 100th Western Open, WGC-American Express. 2004 WGC-Accenture Match Play. 2005 The Open Championship, WGC-NEC Invitational, Buick Invitational, Ford Championship @ Doral, Masters Tournament, WGC-American Express. 2006 Buick Invitational, Ford Championship @ Doral, The Open Championship, Buick Open, PGA Championship, WGC-Bridgestone Invit'l, Deutsche Bank Champ, WGC-American Express. 2007 WGC-CA Championship, Wachovia Championship, WGC-Bridgestone Invit'l, PGA Championship, BMW Championship, THE TOUR Championship, Buick Invitational. 2008 Buick Invitational, WGC-Accenture Match Play, Arnold Palmer Invit'l, U.S. Open Championship. 2009 Arnold Palmer Invit'l, the Memorial Tournament, BMW Championship, AT&T National, Buick Open, WGC-Bridgestone Invit'l. 2012 Arnold Palmer Invit'l, the Memorial Tournament, AT&T National. 2013 WGC-Cadillac Championship, Arnold Palmer Invit'l, THE PLAYERS Championship, WGC-Bridgestone Invit'l, Farmers Insurance Open. 2018 TOUR Championship.

INTERNATIONAL VICTORIES (12): 1997 Asian Honda Classic [Asia]. 1998 Johnnie Walker Classic [Asia]. 1999 Deutsche Bank Open-TPC of Europe [Eur], World Cup [indiv]. 2000 Johnnie Walker Classic. 2001 Deutsche Bank-SAP Open TPC of Europe. 2002 Deutsche Bank-SAP Open TPC of Europe. 2004 Dunlop Phoenix [Jpn]. 2005 Dunlop Phoenix [Jpn]. 2006 Dubai Desert Classic [Eur]. 2008 Dubai Desert Classic [Eur]. 2009 JBWere Australian Masters [Aus].

OTHER VICTORIES (14): 1998 PGA Grand Slam of Golf. 1999 PGA Grand Slam of Golf, World Cup [with Mark O'Meara]. 2000 PGA Grand Slam of Golf, EMC World Cup [with David Duval]. 2001 PGA Grand Slam of Golf, Williams World Challenge. 2002 PGA Grand Slam of Golf. 2004 Target World Challenge. 2005 PGA Grand Slam of Golf. 2006 Target World Challenge, PGA Grand Slam of Golf. 2007 Target World Challenge. 2011 Target World Challenge.

WORLD GOLF CHAMPIONSHIPS CAREER SUMMARY

Tournament	Position	Total Score	Total Score	Par	Money
Dell Technologies Match Play (33-10-0)					
1999 Accenture Match Play	T5				150,000
R1: beat Nick Faldo, 4 and 3					
R2: beat Bob Tway, 1 up					
R3: beat Stewart Cink, 2 and 1					
QF: lost to Jeff Maggert, 2 and 1					
2000 Accenture Match Play	2				500,000
R1: beat Michael Campbell, 5 and 4					
R2: beat Retief Goosen, 1 up					
R3: beat Shigeaki Maruyama, 4 and 3					
QF: beat Paul Lawrie, 1 up					
SF: beat Davis Love III, 5 and 4					
Championship Match: lost to Darren Clarke, 4 and 3					
2002 Accenture Match Play	T33				27,500
R1: lost to Peter O'Malley, 2 and 1					
2003 Accenture Match Play	1				1,050,000
R1: beat Carl Pettersson, 2 and 1					
R2: beat K.J. Choi, 5 and 3					
R3: beat Stephen Leaney, 7 and 6					
QF: beat Scott Hoch, 5 and 4					
SF: beat Adam Scott, 19 holes					
Consolation: beat David Toms, 2 and 1					
2004 Accenture Match Play	1				1,200,000
R1: beat John Rollins, 1 Up					
R2: beat Trevor Immelman, 5 and 4					
R3: beat Freddie Jacobson, 5 and 4					
QF: beat Padraig Harrington, 2 and 1					
SF: beat Stephen Leaney, 2 and 1					
Consolation: beat Davis Love III, 3 and 2					
2005 Accenture Match Play	T17				85,000
R1: beat Nick Price, 4 and 3					
R2: lost to Nick O'Hern, 3 and 1					
2006 Accenture Match Play	T9				125,000
R1: beat Stephen Ames, 9 and 8					

R2: beat Robert Allenby, 1 Up					
R3: lost to Chad Campbell, 1 Up					
2007 Accenture Match Play	T9				130,000
R1: beat J.J. Henry, 3 and 2					
R2: beat Tim Clark, 5 and 4					
R3: lost to Nick O'Hern, 20 holes					
2008 Accenture Match Play	1				1,350,000
R1: beat J.B. Holmes, 1 Up					
R2: beat Arron Oberholser, 3 and 2					
R3: beat Aaron Baddeley, 20 holes					
QF: beat K.J. Choi, 3 and 2					
SF: beat Henrik Stenson, 2 Up					
Consolation: beat Stewart Cink, 8 and 7					
2009 Accenture Match Play	T17				95,000
R1: beat Brendan Jones, 3 and 2					
R2: lost to Tim Clark, 4 and 2					
2011 Accenture Match Play	T33				45,000
R1: lost to Thomas Bjorn, 19 holes					
2012 Accenture Match Play	T17				95,000
R1: beat Gonzalo Fernandez-Castaño, 1 Up					
R2: lost to Nick Watney, 1 Up					
2013 Accenture Match Play	T33				46,000
R1: lost to Charles Howell III, 2 and 1					
4,898,500					

Mexico Championship

1999 American Express	1	71-69-70-68	278	-6	1,000,000
2000 American Express	T5	71-69-69-72	281	-7	157,500
2002 American Express	1	65-65-67-66	263	-25	1,000,000
2003 American Express	1	67-66-69-72	274	-6	1,050,000
2004 American Express	9	68-70-70-70	278	-10	155,000
2005 American Express	1	67-68-68-67	270	-10	1,300,000
2006 American Express	1	63-64-67-67	261	-23	1,300,000
2007 CA Championship	1	71-66-68-73	278	-10	1,350,000
2008 CA Championship	5	67-66-72-68	273	-15	285,000
2009 CA Championship	T9	71-70-68-68	277	-11	142,500
2011 Cadillac Championship	T10	70-74-70-66	280	-8	129,000
2012 Cadillac Championship	W/D	72-67-68	207	-9	0
2013 Cadillac Championship	1	66-65-67-71	269	-19	1,500,000
2014 Cadillac Championship	T25	76-73-66-78	293	+5	76,000
2019 Mexico Championship	T10	71-66-70-69	276	-8	161,500
9,606,500					

FedEx St. Jude Invitational

1999 NEC Invitational	1	66-71-62-71	270	-10	1,000,000
2000 NEC Invitational	1	64-61-67-67	259	-21	1,000,000
2001 NEC Invitational	1	66-67-66-69	268	-12	1,000,000
2002 NEC Invitational	4	68-70-67-68	273	-11	215,000
2003 NEC Invitational	T4	65-72-67-70	274	-6	235,000
2004 NEC Invitational	T2	68-66-70-69	273	-7	552,500
2005 NEC Invitational	1	66-70-67-71	274	-6	1,300,000
2006 Bridgestone Invit'l	1	67-64-71-68	270	-10	1,300,000
2007 Bridgestone Invit'l	1	68-70-69-65	272	-8	1,350,000
2009 Bridgestone Invit'l	1	68-70-65-65	268	-12	1,400,000
2010 Bridgestone Invit'l	T78	74-72-75-77	298	+18	35,875
2011 Bridgestone Invit'l	T37	68-71-72-70	281	+1	58,500
2012 Bridgestone Invit'l	T8	70-72-68-66	276	-4	128,750
2013 Bridgestone Invit'l	1	66-61-68-70	265	-15	1,500,000
2014 Bridgestone Invit'l	W/D	68-71-72	211	+1	0
2018 Bridgestone Invit'l	T31	66-68-73-73	280	E	74,750
11,150,375					


HSBC Champions

2010 HSBC Champions	T6	68-72-73-68	281	-7	145,714
335,714					

\$25,991,089

TOTAL

World Golf Championships



The formidable par-3 4th hole at Austin Country Club.

2019 Mexico Championship Facts

EVENT: World Golf Championships-Mexico Championship (WGC-Mexico Championship on second reference).

Each year, the tournament boasts a field filled with the top golfers from around the world including players like Brooks Koepka, Rickie Fowler, Justin Thomas, Sergio Garcia and 2019 champion Dustin Johnson. The WGC-Mexico Championship is one of four World Golf Championships sanctioned and organized by the operational committee of the International Federation of PGA Tours, which includes the Asian Tour, European Tour, Japan Golf Tour, PGA TOUR, PGA Tour of Australasia and Sunshine Tour. In addition to the WGC-Mexico Championship, the other World Golf Championships include the Dell Technologies Match Play (Texas, USA), the FedEx St. Jude Invitational (Tennessee, USA) and the HSBC Champions (China).



CHARITY: The WGC-Mexico Championship is committed to growing the game of golf in Mexico and continues to support the efforts of The First Tee and its growing youth membership throughout several communities in Mexico.

DATE: February 20-24, 2019

2019 CHAMPION: Dustin Johnson, 263, 21-under (sixth World Golf Championships victory)

SITE: Club de Golf Chapultepec, Mexico City, Mexico

Mexico has a strong history with professional golf and currently features the PGA TOUR's Mayakoba Golf Classic. In addition, three PGA TOUR Latinoamérica events - PTLA Qualifying Tournament-Mexico, San Luis Championship, DEV SERIES FINAL - are currently held in Mexico.

Club de Golf Chapultepec is one of the country's most popular courses. U.S. Open winner Willie Smith started work on the design during the Mexican Revolution and the course was completed in 1921. Since the inception of the Mexican Open in 1944, the golf course was the host venue 14 times prior to 1972 when Percy Clifford, the designer of dozens of Mexican golf courses, completely renovated the course. The course today bears little resemblance to the original layout, and instead provides a more challenging, playable, and modern design. After the renovation, the course hosted the Mexican Open an additional four times. Featuring a 7,345 yard, par-71 course, Club de Golf Chapultepec last held the Mexican Open in 2014, which is now part of PGA TOUR Latinoamérica. Over the course of 18 past editions played there, the club members witnessed Mexican Open wins by stars such as Al Espinoza (1944, 1945, 1946 and 1947), Roberto De Vicenzo (1951, 1953 and 1955), Ben Crenshaw (1981) and Jay Haas (1991). Elevation is a factor at Club de Golf Chapultepec. According to ShotLink mapping data, the lowest part of the course is 7,603 feet above sea level and the highest part of the course is 7,835 feet about sea level.

ARCHITECT: Willie and Alex Smith - 1921
Redesign, Percy Clifford - 1972

PAR/YARDAGE: Par: 35-36=71/7,345

FORMAT: Four-day, 72-hole stroke-play competition; no cut

2019 PURSE: \$10.25 million (US); \$1.745 million to the winner
Prize money will be considered official on each player's home Tour

ELIGIBILITY: Field size - minimum 72 players

- The top-ranked native-born Mexican player from the Official World Golf Ranking, as of February 18, 2019
- The top 50 players, including any players tied for 50th place, from the Official World Golf Ranking as of February 11, 2019
- The top 50 players, including any players tied for 50th place, from the Official World Golf Ranking as of February 18, 2019
- The top 30 players from the final 2018 FedExCup Points List
- The top 10 players from the FedExCup Points List as of February 18, 2019
- The top 20 players from the final 2018 European Tour Order of Merit
- The top 10 players from the European Tour Order of Merit as of February 11, 2019
- The top 2 players from the final 2018 Japan Golf Tour Order of Merit
- The top 2 players from the final 2018 Australasian Tour Order of Merit

2019 Mexico Championship Facts (cont.)

- The top 2 players from the final 2018 Sunshine Tour Order of Merit
- The top 2 players from the final 2018 Asian Tour Order of Merit
- If there are less than 72 players entered through the categories listed above, then the next highest ranked available players from the Official World Golf Rankings as of Monday, February 18, 2019 will become eligible as required to fill the field to 72 players

TV LISTINGS: The WGC-Mexico Championship is broadcast to 226 countries and territories in 23 languages.

Thursday	2-7 p.m. ET	GOLF Channel		
Friday	2-7 p.m. ET	GOLF Channel		
Saturday	12-3 p.m. ET	GOLF Channel	3-6 p.m. ET	NBC
Sunday	12-2 p.m. ET	GOLF Channel	2-6 p.m. ET	NBC

TROPHY: Gene Sarazen Cup

WEBSITES: www.wgcmexico.com

TICKETS: Tickets may be purchased by visiting www.wgcmexico.com

ABOUT

GRUPO SALINAS: Grupo Salinas is composed of dynamic, fast-growing, and technologically advanced companies focused on creating shareholder value and improving society through excellence. Grupo Salinas promotes economic development in the countries where it operates by making technology accessible to all levels of society.

Created by entrepreneur Ricardo B. Salinas, Grupo Salinas operates as a forum to develop entrepreneurial ability and support decision-making among the executives who lead Group's member firms: TV Azteca, Azteca America, Grupo Elektra, Banco Azteca, Seguros Azteca, Afore Azteca, Advance America, Italika, Punto Casa de Bolsa, Azteca Internet, Totalplay and Enlace.

Grupo Salinas companies generate annual revenue of approximately US\$5 billion and US\$1.3 billion in EBITDA in the media, retail, financial services, telecommunications and Internet industries. Grupo Salinas companies operate in Mexico, the United States, Colombia, El Salvador, Guatemala, Honduras, Peru, and Panama.

UMBRELLA

SPONSORS: Grupo Salinas, Dell, FedEx, HSBC

SOCIAL MEDIA: Facebook: www.facebook.com/WGCMexicoChampionship
Twitter: @WGCMexico
Instagram: @WGCMexico

CHAMPIONSHIP

OFFICE: World Golf Championships - Mexico Championship
Club de Golf Chapultepec
Av. Del Conscripto No. 425
53900 Naucalpan
Estado de Mexico

MEDIA CONTACTS: Michael Baliker, Communications Manager, PGA TOUR
904-273-7664, michaelbaliker@pgatourhq.com

Luciano Pascoe R., General Director of Editorial Strategy, Grupo Salinas,
+52 (551)720-1313, lpascoe@gruposalinas.com.mx

2019 Mexico Championship

Club de Golf Chapultepec, Mexico City, Mexico Purse: \$10,250,000 Par/Yards: 35-36-71/7,330 Feb. 20-24

LEADERS	First Round	Second Round	Third Round
	Rory McIlroy.....63 (-8)	Dustin Johnson.....131 (-11)	Dustin Johnson197 (-16)
	Dustin Johnson.....64 (-7)	Matt Kuchar.....133 (-9)	Rory McIlroy.....201 (-12)
	Matt Kuchar.....66 (-5)	Rory McIlroy.....133 (-9)	Patrick Cantlay.....204 (-9)
	Justin Thomas.....66 (-5)	Tommy Fleetwood.....135 (-7)	Sergio Garcia.....204 (-9)
	George Coetzee.....67 (-4)	Sergio Garcia.....135 (-7)	Patrick Reed.....204 (-9)
	Tyrrell Hatton.....67 (-4)	Ian Poulter.....136 (-6)	Cameron Smith.....204 (-9)
		Cameron Smith.....136 (-6)	Kiradech Aphibarnrat.....205 (-8)
			Ian Poulter.....205 (-8)

CUT: No cut. 71 of 72 professionals completed 72 holes.

WEATHER: Thursday: Sunny. High of 79. Wind SSW 8-12 mph, with gusts to 16 mph. Friday: Partly cloudy. High of 79. Wind SE at 5-10 mph. Saturday: Partly cloudy. High of 79. Wind SE at 5-10 mph. Sunday: Sunny in the morning. Cloudy in the afternoon. High of 76. Wind NE at 6-12 mph.



Winner: Dustin Johnson 64-67-66-66 263 (-21) 550pts. \$1,745,000

Dustin Johnson.....1	64-67-66-66 263	550.00	\$1,745,000.00	Kevin Na.....T36	72-75-66-70 283	21.53	\$75,000.00
Rory McIlroy.....2	63-70-68-67 268	315.00	1,095,000.00	Erik van Rooyen.....T36	72-68-74-69 283		75,000.00
Kiradech Aphibarnrat.....T3	68-69-68-68 273	151.66	472,000.00	Abraham Ancer.....T39	71-72-71-70 284	16.43	70,500.00
Paul Casey.....T3	71-72-65-65 273	151.66	472,000.00	Alexander Björk.....T39	75-70-72-67 284		70,500.00
Ian Poulter.....T3	68-68-69-68 273	151.66	472,000.00	Shugo Imahira.....T39	73-67-73-71 284		70,500.00
Patrick Cantlay.....T6	72-67-65-70 274	96.33	261,666.67	Russell Knox.....T39	72-72-70-70 284	16.43	70,500.00
Sergio Garcia.....T6	69-66-69-70 274	96.33	261,666.67	Phil Mickelson.....T39	79-65-72-68 284	16.43	70,500.00
Cameron Smith.....T6	69-67-68-70 274	96.33	261,666.66	Webb Simpson.....T39	73-72-68-71 284	16.43	70,500.00
Justin Thomas.....9	66-73-74-62 275	83.00	201,000.00	Byeong Hun An.....T45	77-74-64-70 285	11.33	65,000.00
Keegan Bradley.....T10	69-73-69-65 276	71.25	161,500.00	Billy Horschel.....T45	68-76-70-71 285	11.33	65,000.00
David Lipsky.....T10	68-71-68-69 276		161,500.00	Jake McLeod.....T45	70-69-76-70 285		65,000.00
Joost Luiten.....T10	71-67-74-64 276		161,500.00	Thorbjørn Olesen.....T45	72-74-68-71 285		65,000.00
Tiger Woods.....T10	71-66-70-69 276	71.25	161,500.00	Jon Rahm.....T45	72-72-72-69 285	11.33	65,000.00
Charles Howell III.....T14	69-68-73-67 277	59.33	128,000.00	Matt Kuchar.....50	66-67-79-74 286	9.63	62,000.00
Patrick Reed.....T14	72-68-64-73 277	59.33	128,000.00	Satoshi Kodaira.....T51	75-72-76-64 287	8.50	60,000.00
Xander Schauffele.....T14	69-73-66-69 277	59.33	128,000.00	Aaron Rai.....T51	70-74-71-72 287		60,000.00
Francesco Molinari.....T17	71-67-70-70 278	54.00	115,500.00	Richard Sterne.....T51	69-68-74-76 287		60,000.00
Gary Woodland.....T17	71-71-67-69 278	54.00	115,500.00	Jordan Spieth.....T54	75-69-75-69 288	7.08	57,500.00
Rafa Cabrera Bello.....T19	76-69-66-68 279	47.38	103,750.00	Henrik Stenson.....T54	72-73-71-72 288	7.08	57,500.00
Tommy Fleetwood.....T19	70-65-72-72 279	47.38	103,750.00	George Coetzee.....T56	67-74-74-75 290		55,500.00
Tyrrell Hatton.....T19	67-70-72-70 279	47.38	103,750.00	Bryson DeChambeau.....T56	75-73-73-69 290	6.46	55,500.00
HaoTong Li.....T19	69-72-71-67 279		103,750.00	Emiliano Grillo.....T58	76-73-69-73 291	6.00	53,500.00
Hideki Matsuyama.....T19	72-70-67-70 279	47.38	103,750.00	Kyle Stanley.....T58	73-72-72-74 291	6.00	53,500.00
Aaron Wise.....T19	73-68-71-67 279	47.38	103,750.00	Adrian Otaegui.....T60	77-74-71-70 292		51,750.00
Tony Finau.....T25	73-69-69-69 280	39.38	93,250.00	Shubhankar Sharma.....T60	70-77-70-75 292		51,750.00
Louis Oosthuizen.....T25	72-66-69-73 280	39.38	93,250.00	Marc Leishman.....T62	77-75-69-72 293	4.98	50,500.00
Matthew Fitzpatrick.....T27	72-71-68-70 281		85,000.00	Shane Lowry.....T62	70-76-72-75 293	4.98	50,500.00
Kevin Kisner.....T27	73-67-70-71 281	32.58	85,000.00	Alex Noren.....T62	71-74-74-74 293	4.98	50,500.00
Patton Kizzire.....T27	69-73-70-69 281	32.58	85,000.00	Tom Lewis.....T65	74-73-77-70 294		49,625.00
Brooks Koepka.....T27	73-70-69-69 281	32.58	85,000.00	Chez Reavie.....T65	75-76-72-71 294	4.42	49,625.00
Bubba Watson.....T27	70-75-66-70 281	32.58	85,000.00	Ryan Fox.....T67	72-72-75-76 295		49,125.00
Danny Willett.....T27	71-69-70-71 281	32.58	85,000.00	Eddie Pepperell.....T67	77-70-73-75 295		49,125.00
Branden Grace.....T33	71-71-69-71 282	25.12	78,000.00	Lucas Bjerregaard.....69	76-76-72-73 297		48,750.00
Matt Wallace.....T33	74-71-70-67 282		78,000.00	Matthew Millar.....70	74-82-74-71 301		48,500.00
Lee Westwood.....T33	73-71-65-73 282		78,000.00	Shaun Norris.....71	79-80-73-72 304		48,250.00
Rickie Fowler.....T36	71-73-68-71 283	21.53	75,000.00				

2018 Mexico Championship

Club de Golf Chapultepec, Mexico City, Mexico Purse: \$10,000,000 Par/Yards: 35-36-71/7,330 Feb. 26 - March 4

LEADERS	First Round	Second Round	Third Round
	Louis Oosthuizen 64 (-7)	Shubhankar Sharma 131 (-11)	Shubhankar Sharma 200 (-13)
	Chris Paisley 65 (-6)	Rafa Cabrera Bello 133 (-9)	Rafa Cabrera Bello 202 (-11)
	Xander Schauffele 65 (-6)	Sergio Garcia 133 (-9)	Sergio Garcia 202 (-11)
	Shubhankar Sharma 65 (-6)	Xander Schauffele 133 (-9)	Tyrrell Hatton 202 (-11)
	Kiradech Aphibarnrat 66 (-5)	Kiradech Aphibarnrat 135 (-7)	Phil Mickelson 202 (-11)
	Rafa Cabrera Bello 66 (-5)	Brian Harman 135 (-7)	
	Phil Mickelson 69 (-2)	Dustin Johnson 135 (-7)	
		Louis Oosthuizen 135 (-7)	
		Pat Perez 135 (-7)	
		Brendan Steele 135 (-7)	
		Bubba Watson 135 (-7)	
		Phil Mickelson 137 (-5)	



CUT: No cut. All 64 professionals completed 72 holes.

WEATHER: Thursday: Partly cloudy. High of 79. Wind NE 6-12 mph, with gusts to 20 mph. Friday: Mostly sunny. High of 77. Wind ENE 5-10 mph. Saturday: Mostly sunny. High of 78. Wind ENE 5-10 mph. Sunday: Mostly sunny. High of 79. Wind ENE 5-10 mph.

Winner: Phil Mickelson 69-68-65-66 268 (-16) 550 pts. \$1,700,000


Phil Mickelson 1 69-68-65-66 268	550.00	\$1,700,000.00	Kevin Chappell T30 73-70-72-67 282	26.87	\$81,428.57
Justin Thomas 2 72-70-62-64 268	315.00	1,072,000.00	Matthew Fitzpatrick T30 71-69-74-68 282		81,428.57
Rafa Cabrera Bello T3 66-67-69-67 269	170.00	510,500.00	Branden Grace T30 72-69-73-68 282	26.87	81,428.57
Tyrrell Hatton T3 70-68-64-67 269	170.00	510,500.00	Bernad Wiesberger T30 73-71-72-66 282		81,428.57
Kiradech Aphibarnrat T5 66-69-71-65 271		330,500.00	Rickie Fowler T37 68-70-70-75 283	17.00	73,000.00
Brian Harman T5 68-67-68-68 271	110.00	330,500.00	Marc Leishman T37 69-68-69-77 283	17.00	73,000.00
Sergio Garcia T7 68-65-69-70 272	92.00	239,750.00	Joost Luiten T37 72-71-68-72 283		73,000.00
Dustin Johnson T7 69-66-68-69 272	92.00	239,750.00	Chris Paisley T37 65-75-71-72 283		73,000.00
Adam Hadwin T9 70-71-67-66 274	78.00	182,000.00	Thomas Pieters T37 69-68-74-72 283	17.00	73,000.00
Shubhankar Sharma T9 65-66-69-74 274		182,000.00	Patrick Reed T37 72-74-68-69 283	17.00	73,000.00
Bubba Watson T9 69-66-72-67 274	78.00	182,000.00	Justin Rose T37 71-72-73-67 283	17.00	73,000.00
Paul Casey T12 73-68-68-66 275	67.00	150,500.00	Webb Simpson T37 72-70-73-68 283	17.00	73,000.00
Patton Kizzire T12 69-69-71-66 275	67.00	150,500.00	Peter Uihlein T37 74-72-70-67 283	17.00	73,000.00
Daniel Berger T14 69-68-72-67 276	58.25	126,500.00	Ross Fisher T46 71-68-69-76 284	11.61	67,500.00
Tommy Fleetwood T14 72-71-67-66 276	58.25	126,500.00	Yuta Ikeda T46 73-74-68-69 284		67,500.00
Alex Noren T14 69-70-71-66 276	58.25	126,500.00	David Lipsky T48 70-71-71-73 285		65,500.00
Jordan Spieth T14 70-67-69-70 276	58.25	126,500.00	Charl Schwartzel T48 71-69-70-75 285	10.48	65,500.00
Adam Bland T18 70-67-71-69 277		114,500.00	Wade Ormsby T50 79-67-69-71 286		63,500.00
Xander Schauffele T18 65-68-70-74 277	52.50	114,500.00	Gary Woodland T50 74-71-73-68 286	9.35	63,500.00
Charley Hoffman T20 70-66-70-72 278	46.46	104,300.00	Abraham Ancer T52 71-76-71-69 287	8.21	61,500.00
Pat Perez T20 68-67-68-75 278	46.46	104,300.00	Chez Reavie T52 72-73-68-74 287	8.21	61,500.00
Jon Rahm T20 67-71-70-70 278	46.46	104,300.00	Satoshi Kodaira T54 72-73-73-70 288		60,000.00
Brendan Steele T20 69-66-71-72 278	46.46	104,300.00	Jason Dufner T55 72-72-68-79 291	6.57	58,000.00
Jhonattan Vegas T20 70-68-69-71 278	46.46	104,300.00	Paul Dunne T55 73-75-72-71 291		58,000.00
Francesco Molinari T25 71-70-70-68 279	39.38	95,250.00	Dylan Frittelli T55 73-70-71-77 291		58,000.00
Kyle Stanley T25 71-65-71-72 279	39.38	95,250.00	Russell Henley T58 69-69-75-79 292	6.00	55,500.00
Jorge Campillo T27 72-71-69-68 280		91,000.00	Matt Kuchar T58 74-74-73-71 292	6.00	55,500.00
Tony Finau T27 68-70-68-74 280	35.98	91,000.00	Yusaku Miyazato T60 77-72-74-70 293		53,500.00
Kevin Kisner T29 70-71-66-74 281	33.43	88,000.00	Brandon Stone T60 75-76-71-71 293		53,500.00
Louis Oosthuizen T30 64-71-76-71 282	26.87	81,428.58	Brett Rumford T62 78-74-72-73 297		52,500.00
Dean Burmester T30 73-70-74-65 282		81,428.57	HaoTong Li T63 73-79-73-73 298		52,000.00
Patrick Cantlay T30 70-75-71-66 282	26.87	81,428.57	Gavin Kyle Green T64 78-73-74-74 299		51,500.00

2017 Mexico Championship

Club de Golf Chapultepec, Mexico City, Mexico Purse: \$9,750,000 Par/Yards: 35-36-71/7,330

Feb. 27 - March 5

LEADERS	First Round	Second Round	Third Round
Ross Fisher	67 (-4)	Rory McIlroy	133 (-9)
Phil Mickelson	67 (-4)	Ross Fisher	135 (-7)
Ryan Moore	67 (-4)	Phil Mickelson	135 (-7)
Jon Rahm	67 (-4)	Justin Thomas	135 (-7)
Jimmy Walker	67 (-4)	Daniel Berger	136 (-6)
Lee Westwood	67 (-4)	Dustin Johnson	136 (-6)
Dustin Johnson	70 (-1)	Andy Sullivan	136 (-6)
		Justin Thomas	201 (-12)
		Dustin Johnson	202 (-11)
		Rory McIlroy	203 (-10)
		Phil Mickelson	203 (-10)
		Jon Rahm	204 (-9)
		Lee Westwood	204 (-9)



CUT: No cut. 76 of 77 professionals completed 72 holes.

WEATHER: Thursday: Partly cloudy, with a high of 75. Wind NE 8-20 mph. Friday: Partly cloudy, with a high of 72. Wind NW 8-15 mph. Saturday: Partly cloudy, with a high of 75. Wind NE 8-20 mph. Sunday: Partly cloudy, with a high of 72. Wind ENE 6-12 mph.

Winner: Dustin Johnson 70-66-66-68 270 (-14) 550pts. \$1,660,000

Dustin Johnson	1	70-66-66-68	270	\$1,660,000.00	Justin Rose	T38	70-72-71-71	284	\$64,000.00
Tommy Fleetwood	2	69-70-66-66	271	1,045,000.00	Charl Schwartzel	T38	71-68-70-75	284	64,000.00
Ross Fisher	T3	67-68-72-65	272	497,000.00	Jhonattan Vegas	T38	69-74-68-73	284	64,000.00
Jon Rahm	T3	67-70-67-68	272	497,000.00	Bubba Watson	T38	73-72-68-71	284	64,000.00
Thomas Pieters	T5	68-69-68-68	273	312,500.00	Gary Woodland	T38	73-67-74-70	284	64,000.00
Justin Thomas	T5	69-66-66-72	273	312,500.00	Roberto Castro	T45	69-68-74-74	285	59,000.00
Phil Mickelson	T7	67-68-68-71	274	211,666.67	Adam Scott	T45	73-76-68-68	285	59,000.00
Brandt Snedeker	T7	75-68-66-65	274	211,666.67	Bernd Wiesberger	T45	73-70-71-71	285	59,000.00
Rory McIlroy	T7	68-65-70-71	274	211,666.66	Byeong Hun An	T48	73-66-71-76	286	55,500.00
Tyrrell Hatton	10	70-67-68-70	275	166,000.00	Brooks Koepka	T48	76-69-68-73	286	55,500.00
Kevin Kisner	11	72-68-68-68	276	154,000.00	Louis Oosthuizen	T48	73-72-73-68	286	55,500.00
Sergio Garcia	T12	68-71-68-70	277	131,250.00	Brendan Steele	T48	74-71-70-71	286	55,500.00
J.B. Holmes	T12	69-68-69-71	277	131,250.00	Emiliano Grillo	T52	72-77-69-69	287	52,000.00
Jordan Spieth	T12	71-72-63-71	277	131,250.00	Mike Hendry	T52	71-74-73-69	287	52,000.00
Fabrizio Zanotti	T12	68-69-72-68	277	131,250.00	Kevin Na	T52	75-70-70-72	287	52,000.00
Daniel Berger	T16	70-66-70-72	278	105,125.00	Sam Brazel	T55	75-68-70-75	288	50,000.00
Paul Casey	T16	74-71-67-66	278	105,125.00	Kevin Chappell	T55	71-77-71-69	288	50,000.00
Matthew Fitzpatrick	T16	71-67-72-68	278	105,125.00	Alexander Noren	T55	76-71-72-69	288	50,000.00
Rickie Fowler	T16	69-69-73-67	278	105,125.00	Marcus Fraser	T58	71-70-73-75	289	48,500.00
Francesco Molinari	T20	71-72-70-66	279	91,333.34	Jim Furyk	T58	77-71-70-71	289	48,500.00
Matt Kuchar	T20	68-71-67-73	279	91,333.33	Zach Johnson	T58	75-69-70-75	289	48,500.00
Andy Sullivan	T20	71-65-72-71	279	91,333.33	Yuta Ikeda	T61	75-74-72-69	290	47,250.00
Jason Dufner	T23	70-70-72-68	280	86,000.00	Patrick Reed	T61	71-76-72-71	290	47,250.00
Martin Kaymer	T23	70-67-75-68	280	86,000.00	David Lipsky	T63	73-73-75-70	291	46,625.00
Joost Luiten	T25	71-67-71-72	281	81,000.00	Thorbjorn Olesen	T63	73-77-68-73	291	46,625.00
Hideki Matsuyama	T25	72-72-66-71	281	81,000.00	Scott Hend	T65	76-71-73-73	293	46,125.00
Jimmy Walker	T25	67-74-68-72	281	81,000.00	Sean O'Hair	T65	71-71-75-76	293	46,125.00
William McGirt	T28	72-67-71-72	282	75,625.00	Roberto Diaz	T67	71-76-71-76	294	45,625.00
Ryan Moore	T28	67-73-69-73	282	75,625.00	Brandon Stone	T67	76-73-75-70	294	45,625.00
Lee Westwood	T28	67-71-66-78	282	75,625.00	Danny Willett	69	76-72-72-75	295	45,250.00
Chris Wood	T28	68-73-71-70	282	75,625.00	Russell Knox	70	73-74-68-81	296	45,000.00
Branden Grace	T32	73-69-68-73	283	70,500.00	Jeunghun Wang	71	73-77-74-73	297	44,750.00
Bill Haas	T32	70-69-75-69	283	70,500.00	Si Woo Kim	T72	71-75-77-76	299	44,250.00
Mackenzie Hughes	T32	70-70-73-70	283	70,500.00	Pablo Larrazabal	T72	73-73-75-78	299	44,250.00
Soren Kjeldsen	T32	75-71-71-66	283	70,500.00	Richard Sterne	T72	76-79-72-72	299	44,250.00
Scott Piercy	T32	72-73-72-66	283	70,500.00	Matthew Griffin	75	78-77-77-71	303	43,750.00
Hideto Tanihara	T32	75-67-67-74	283	70,500.00	K.T. Kim	76	78-75-76-77	306	43,500.00
Rafa Cabrera Bello	T38	72-69-71-72	284	64,000.00	Henrik Stenson	W/D			
Pat Perez	T38	68-71-74-71	284	64,000.00					

2016 Cadillac Championship

Blue Monster at Trump National Doral, Miami, FL **Purse: \$9,500,000** **Par/Yards: 36-36--72/7,543** **Feb 29-Mar 6, 2016**

LEADERS		First Round	Second Round	Third Round
	Marcus Fraser	66 (-6)	Adam Scott 134 (-10)	Rory McIlroy 204 (-12)
	Scott Piercy	66 (-6)	Dustin Johnson 136 (-8)	Dustin Johnson 207 (-9)
	Phil Mickelson	67 (-5)	Rory McIlroy 136 (-8)	Adam Scott 207 (-9)
	Jason Dufner	68 (-4)	Danny Willett 137 (-7)	Phil Mickelson 209 (-7)
	Charley Hoffman	68 (-4)	Charley Hoffman 138 (-6)	Bubba Watson 209 (-7)
	Adam Scott	68 (-4)	Bubba Watson 138 (-6)	Danny Willett 209 (-7)
	Danny Willett	68 (-4)		

CUT: No cut. 65 of 66 professionals completed 72 holes.



WEATHER: Thursday: Cloudy skies with temperatures in the low-80s. Wind SW at 8-15 mph. Friday: Partly cloudy skies with temperatures in the mid-80s. Wind W at 8-15 mph. Saturday: Partly cloudy skies with cooler temperatures reaching the upper-70s. Wind E at 10-20 mph. Sunday: Mostly sunny skies with temperatures in the low-80s. Wind N increased 15-25 mph in the afternoon.

Winner: Adam Scott 68-66-73-69 276 \$1,620,000.00

Adam Scott	1	68-66-73-69	276	550.00	\$1,620,000.00	Graeme McDowell	T28	74-71-70-75	290	40.00	\$79,428.57
Bubba Watson	2	69-69-71-68	277	315.00	1,018,000.00	Jamie Donaldson	T35	70-72-76-74	292	33.50	72,500.00
Rory McIlroy	T3	71-65-68-74	278	170.00	483,000.00	Matthew Fitzpatrick	T35	76-71-72-73	292		72,500.00
Danny Willett	T3	68-69-72-69	278		483,000.00	Shane Lowry	T35	71-73-75-73	292	33.50	72,500.00
Phil Mickelson	5	67-72-70-70	279	115.00	342,000.00	Hideki Matsuyama	T35	70-81-68-73	292	33.50	72,500.00
Jimmy Walker	6	69-72-73-66	280	105.00	280,000.00	Kevin Na	T35	72-72-75-73	292	33.50	72,500.00
Paul Casey	7	71-68-75-68	282	95.00	240,000.00	Justin Thomas	T35	75-66-78-73	292	33.50	72,500.00
Rickie Fowler	T8	70-71-71-71	283	86.00	197,500.00	Billy Horschel	41	72-71-75-75	293	30.00	69,000.00
Smylie Kaufman	T8	71-70-71-71	283	86.00	197,500.00	Ross Fisher	T42	76-70-72-76	294		66,000.00
Harris English	10	71-70-71-72	284	78.00	165,000.00	Martin Kaymer	T42	76-71-71-76	294		\$66,000.00
Rafa Cabrera Bello	T11	73-71-67-74	285		145,000.00	K.T. Kim	T42	71-74-75-74	294		66,000.00
Jason Dufner	T11	68-72-77-68	285	69.00	145,000.00	Danny Lee	T42	71-71-72-80	294	27.00	66,000.00
Sergio Garcia	T11	73-71-67-74	285	69.00	145,000.00	Chris Wood	T42	72-69-79-74	294		66,000.00
Dustin Johnson	T14	72-64-71-79	286	59.33	120,000.00	Emiliano Grillo	T47	76-72-72-75	295	23.50	62,500.00
Louis Oosthuizen	T14	74-70-69-73	286	59.33	120,000.00	Zach Johnson	T47	71-73-71-80	295	23.50	62,500.00
Bernd Wiesberger	T14	72-69-74-71	286		120,000.00	Kiradech Aphibarnrat	T49	75-71-71-79	296		60,000.00
Scott Piercy	T17	66-77-70-74	287	51.66	102,166.67	Bill Haas	T49	74-74-72-76	296	21.00	60,000.00
Justin Rose	T17	75-73-72-67	287	51.66	102,166.67	David Lingmerth	T49	74-72-75-75	296	21.00	60,000.00
Jordan Spieth	T17	69-72-73-73	287	51.66	102,166.67	Byeong-Hun An	T52	74-73-75-75	297		56,500.00
Andy Sullivan	T17	71-70-73-73	287		102,166.67	Victor Dubuisson	T52	73-72-80-72	297		56,500.00
Charley Hoffman	T17	68-70-74-75	287	51.66	102,166.66	Patrick Reed	T52	77-74-74-72	297	17.50	56,500.00
Charl Schwartzel	T17	73-67-72-75	287	51.66	102,166.66	Robert Streb	T52	72-73-73-79	297	17.50	56,500.00
Jason Day	T23	72-74-71-71	288	46.50	91,000.00	Nathan Holman	56	82-70-73-73	298		54,000.00
Branden Grace	T23	73-73-74-68	288	46.50	91,000.00	George Coetzee	57	72-76-76-75	299		53,000.00
Kevin Kisner	T23	75-69-72-72	288	46.50	91,000.00	Fabian Gomez	58	75-72-78-75	300	13.00	52,000.00
Brooks Koepka	T23	71-71-74-72	288	46.50	91,000.00	J.B. Holmes	59	77-72-72-80	301	12.00	51,000.00
Russell Knox	27	71-71-72-75	289	44.00	86,000.00	Marcus Fraser	60	66-77-80-79	302		50,500.00
Henrik Stenson	T28	71-71-76-72	290	40.00	79,428.58	Yusaku Miyazato	T61	76-73-74-80	303		49,750.00
Daniel Berger	T28	75-71-70-74	290	40.00	79,428.57	Jordan Zunic	T61	75-74-75-79	303		49,750.00
Soren Kjeldsen	T28	72-72-74-72	290		79,428.57	Scott Hend	63	75-76-80-79	310		49,000.00
Matt Kuchar	T28	70-78-70-72	290	40.00	79,428.57	Kristoffer Broberg	64	83-73-80-75	311		48,500.00
Anirban Lahiri	T28	70-70-71-79	290	40.00	79,428.57	Steven Bowditch	65	81-80-80-84	325	6.00	48,000.00
Marc Leishman	T28	73-73-69-75	290	40.00	79,428.57	Brandt Snedeker	WD				

2015 Cadillac Championship

Blue Monster at Trump National Doral, Miami, FL

Purse: \$9,205,000

Par/Yards: 36-36-72/7,481

March 2-8, 2015

LEADERS	First Round	Second Round	Third Round
J.B. Holmes	62 (-10)	135 (-9)	205 (-11)
Ryan Moore	66 (-6)	137 (-7)	Dustin Johnson 210 (-6)
Rickie Fowler	68 (-4)	138 (-6)	Bubba Watson 210 (-6)
Dustin Johnson	68 (-4)	Henrik Stenson 140 (-4)	Ryan Moore 211 (-5)
Alexander Levy	68 (-4)	Bubba Watson 140 (-4)	Bill Haas 212 (-4)
		Dustin Johnson 141 (-3)	Louis Oosthuizen 212 (-4)
			Henrik Stenson 212 (-4)

CUT: No Cut. 73 of 74 players completed 72 holes.



WEATHER: Thursday: Partly cloudy skies and warm temperatures in the mid-80s. SE wind at 15-25 mph in the morning, gradually diminishing throughout the afternoon. Friday: Partly cloudy. High of 85. Wind E at 6-12 mph. Saturday: Cloudy with occasional showers. Temperature in the 80s, with NE wind at 10-20 mph. Sunday: Mostly cloudy. High of 79. ENE wind at 15-25 mph.

Winner: Dustin Johnson 68-73-69-69 279 \$1,570,000.00

Dustin Johnson	1	68-73-69-69	279	\$1,570,000.00	Keegan Bradley	T38	73-74-75-70	292	\$65,500.00
J.B. Holmes	2	62-73-70-75	280	930,000.00	Paul Casey	T38	75-73-72-72	292	65,500.00
Bubba Watson	3	71-69-70-71	281	540,000.00	Charley Hoffman	T38	70-74-72-76	292	65,500.00
Adam Scott	T4	70-68-75-71	284	365,000.00	Alexander Levy	T38	68-73-79-72	292	65,500.00
Henrik Stenson	T4	69-71-72-72	284	365,000.00	Marcel Siem	T38	78-72-75-67	292	65,500.00
Louis Oosthuizen	6	71-74-67-73	285	270,000.00	Cameron Tringale	T38	73-74-72-73	292	65,500.00
Bill Haas	T7	74-73-65-74	286	215,000.00	Jamie Donaldson	T44	70-72-76-75	293	61,500.00
Webb Simpson	T7	74-69-70-73	286	215,000.00	Charl Schwartzel	T44	71-72-75-75	293	61,500.00
Kevin Na	T9	74-71-71-71	287	163,333.34	Sangmoon Bae	T46	75-71-73-75	294	59,000.00
Rory McIlroy	T9	73-70-72-72	287	163,333.33	Billy Horschel	T46	72-75-75-72	294	59,000.00
Ryan Moore	T9	66-71-74-76	287	163,333.33	Joost Luiten	T46	79-69-73-73	294	59,000.00
Rickie Fowler	T12	68-77-71-72	288	123,000.00	Greg Chalmers	T49	77-72-73-73	295	55,000.00
Jim Furyk	T12	70-73-76-69	288	123,000.00	Luke Donald	T49	72-76-74-73	295	55,000.00
Ryan Palmer	T12	71-70-74-73	288	123,000.00	Jason Dufner	T49	79-71-71-74	295	55,000.00
Lee Westwood	T12	71-72-70-75	288	123,000.00	Zach Johnson	T49	76-73-73-73	295	55,000.00
Danny Willett	T12	73-76-71-68	288	123,000.00	Ian Poulter	T49	74-78-71-72	295	55,000.00
Morgan Hoffmann	T17	73-71-71-74	289	97,500.00	Branden Grace	54	75-74-72-75	296	52,000.00
Brooks Koepka	T17	69-74-73-73	289	97,500.00	Justin Rose	55	73-74-73-77	297	51,000.00
Shane Lowry	T17	71-74-70-74	289	97,500.00	Russell Henley	T56	74-74-72-78	298	48,000.00
Brandt Snedeker	T17	74-73-70-72	289	97,500.00	Chris Kirk	T56	76-77-73-72	298	48,000.00
Jordan Spieth	T17	75-69-73-72	289	97,500.00	Graeme McDowell	T56	73-73-75-77	298	48,000.00
Marc Warren	T17	73-75-69-72	289	97,500.00	Alexander Noren	T56	73-77-74-74	298	48,000.00
Thomas Aiken	T23	78-69-72-71	290	83,000.00	Robert Streb	T56	72-80-72-74	298	48,000.00
Ross Fisher	T23	78-71-69-72	290	83,000.00	Geoff Ogilvy	61	74-76-74-75	299	45,500.00
Mikko Ilonen	T23	78-72-67-73	290	83,000.00	Victor Dubuisson	T62	72-73-70-85	300	44,750.00
Matt Kuchar	T23	73-75-70-72	290	83,000.00	Steven Jeffress	T62	75-74-78-73	300	44,750.00
Hideki Matsuyama	T23	76-72-72-70	290	83,000.00	David Lipsky	T62	74-73-76-77	300	44,750.00
Patrick Reed	T23	71-73-71-75	290	83,000.00	Hunter Mahan	65	75-79-74-74	302	44,250.00
Brendon Todd	T23	72-73-72-73	290	83,000.00	Stephen Gallacher	T66	84-72-78-69	303	43,875.00
Gary Woodland	T23	70-74-76-70	290	83,000.00	Danie van Tonder	T66	74-74-75-80	303	43,875.00
Jason Day	T31	76-74-70-71	291	72,000.00	Koumei Oda	68	74-78-73-79	304	43,500.00
Sergio Garcia	T31	73-69-71-78	291	72,000.00	Thongchai Jaidee	69	80-73-76-76	305	43,250.00
Martin Kaymer	T31	71-76-71-73	291	72,000.00	Gary Stal	70	75-79-77-75	306	43,000.00
Phil Mickelson	T31	74-74-71-72	291	72,000.00	Tommy Fleetwood	T71	77-77-73-80	307	42,625.00
John Senden	T31	73-70-74-74	291	72,000.00	Anirban Lahiri	T71	80-76-74-77	307	42,625.00
Jimmy Walker	T31	71-76-70-74	291	72,000.00	Hirofumi Fujita	73	75-83-78-79	315	42,250.00
Bernd Wiesberger	T31	74-74-71-72	291	72,000.00					

2014 Cadillac Championship

Blue Monster at Trump National Doral, Miami, FL **Purse: \$9,000,000** **Par/Yards: 36-36-72/7,481** **March 3-9, 2014**

LEADERS	First Round	Second Round	Third Round
	Patrick Reed..... 68 (-4)	Dustin Johnson..... 143 (-1)	Patrick Reed..... 212 (-4)
	Jason Dufner..... 69 (-3)	Matt Kuchar..... 143 (-1)	Jason Dufner..... 214 (-2)
	Harris English..... 69 (-3)	Hunter Mahan..... 143 (-1)	Hunter Mahan..... 214 (-2)
	Dustin Johnson..... 69 (-3)	Patrick Reed..... 143 (-1)	Jamie Donaldson..... 215 (-1)
	Matt Kuchar..... 69 (-3)	Jamie Donaldson..... 144 (0)	Tiger Woods..... 215 (-1)
	Hunter Mahan..... 69 (-3)	Graeme McDowell..... 144 (0)	
	Francesco Molinari..... 69 (-3)	Rory McIlroy..... 144 (0)	
		Francesco Molinari..... 144 (0)	

CUT: No cut. 67 of 68 players completed 72 holes.

WEATHER: Thursday: mostly cloudy. Temperatures in the low-to-mid 80s. Wind S at 15-20, gusting to 30 mph. Play suspended due to strong thunderstorms at 2:22 p.m. The peak wind gust was 40 mph and the course received .25 inches of rain. Play resumed at 4:46 p.m., and officials suspended play at 5:57 p.m. due to darkness. The six players in the two lead groups (off No. 1 and 10 tees) were the only ones to complete their rounds. Friday: The first round resumed at 8:45 a.m., with the second round resuming as scheduled. Partly cloudy and windy. Wind W at 15-20 mph, gusting to 36 mph. High of 77. Saturday: Sunny. High of 79. Wind NW shifting E at 5-10 mph. Sunday: Partly cloudy. High of 77. Wind E at 5-10 mph.



Winner: Patrick Reed 68-75-69-72 284 \$1,500,000.00

Patrick Reed..... 1	68-75-69-72	284	\$1,530,000.00	Hyung-Sung Kim..... T34	72-74-74-74	294	\$68,500.00
Jamie Donaldson..... T2	74-70-71-70	285	753,000.00	Hideki Matsuyama..... T34	72-77-71-74	294	68,500.00
Bubba Watson..... T2	73-72-72-68	285	753,000.00	Justin Rose..... T34	74-77-70-73	294	68,500.00
Dustin Johnson..... T4	69-74-73-72	288	395,000.00	Jordan Spieth..... T34	73-79-73-69	294	68,500.00
Richard Sterne..... T4	74-73-70-71	288	395,000.00	Lee Westwood..... T34	75-79-70-70	294	68,500.00
Thongchai Jaidee..... T6	73-74-74-68	289	248,333.34	Darren Fichardt..... T40	73-78-72-72	295	63,500.00
Stephen Gallacher..... T6	75-75-70-69	289	248,333.33	Branden Grace..... T40	75-74-69-77	295	63,500.00
Bill Haas..... T6	73-76-69-71	289	248,333.33	Chris Kirk..... T40	75-71-76-73	295	63,500.00
Jason Dufner..... T9	69-77-68-76	290	151,250.00	Louis Oosthuizen..... T40	72-78-71-74	295	63,500.00
Hunter Mahan..... T9	69-74-71-76	290	151,250.00	Thomas Bjorn..... T44	75-75-73-73	296	60,500.00
Graeme McDowell..... T9	73-71-73-73	290	151,250.00	Rickie Fowler..... T44	76-75-74-71	296	60,500.00
Charl Schwartzel..... T9	70-76-76-68	290	151,250.00	Brandt Snedeker..... 46	73-73-75-76	297	59,000.00
Miguel A. Jimenez..... T13	70-77-69-75	291	110,000.00	Russell Henley..... T47	72-78-75-73	298	57,000.00
Matt Kuchar..... T13	69-74-74-74	291	110,000.00	Webb Simpson..... T47	80-78-70-70	298	57,000.00
Joost Luiten..... T13	76-72-71-72	291	110,000.00	Kevin Stadler..... T47	77-76-72-73	298	57,000.00
Jonas Blixt..... T16	79-72-75-66	292	90,666.67	Keegan Bradley..... T50	74-76-75-74	299	54,500.00
George Coetzee..... T16	74-74-73-71	292	90,666.67	Billy Horschel..... T50	77-78-71-73	299	54,500.00
Sergio Garcia..... T16	74-76-73-69	292	90,666.67	Ernie Els..... T52	75-78-73-74	300	52,500.00
Scott Hend..... T16	72-76-73-71	292	90,666.67	Ian Poulter..... T52	71-78-73-78	300	52,500.00
Henrik Stenson..... T16	73-76-74-69	292	90,666.67	Brendon de Jonge..... T54	76-79-74-72	301	51,000.00
Gary Woodland..... T16	72-78-71-71	292	90,666.67	Gonzalo Fdez-Castano .. T54	77-77-77-70	301	51,000.00
Harris English..... T16	69-77-74-72	292	90,666.66	Boo Weekley..... T54	75-75-78-73	301	151,000.00
Zach Johnson..... T16	70-75-71-76	292	90,666.66	Steve Stricker..... 57	77-78-71-76	302	50,000.00
Phil Mickelson..... T16	74-75-69-74	292	90,666.66	Roberto Castro..... T58	74-78-78-73	303	49,250.00
Luke Donald..... T25	70-82-72-69	293	76,000.00	Martin Kaymer..... T58	75-80-73-75	303	49,250.00
Rory McIlroy..... T25	70-74-75-74	293	76,000.00	Jin Jeong..... T60	75-75-78-77	305	48,250.00
Francesco Molinari..... T25	69-75-76-73	293	76,000.00	Matteo Manassero..... T60	76-76-74-79	305	48,250.00
Ryan Moore..... T25	70-79-69-75	293	76,000.00	Victor Dubuisson..... T62	72-81-75-78	306	47,000.00
Adam Scott..... T25	75-73-72-73	293	76,000.00	Jim Furyk..... T62	78-77-75-76	306	47,000.00
Kevin Streelman..... T25	75-74-72-72	293	76,000.00	D.A. Points..... T62	82-76-74-74	306	47,000.00
Peter Uihlein..... T25	73-77-71-72	293	76,000.00	Dawie van der Walt..... 65	81-83-71-75	310	46,000.00
Jimmy Walker..... T25	73-77-67-76	293	76,000.00	Brett Rumford..... 66	83-79-77-74	313	45,500.00
Tiger Woods..... T25	76-73-66-78	293	76,000.00	Kiradech Aphibarnrat..... 67	74-82-79-79	314	45,000.00
Graham DeLaet..... T34	78-72-70-74	294	68,500.00				

2013 Cadillac Championship

TPC Blue Monster at Doral, Miami, FL

Purse: \$8,750,000 Par/Yards: 36-36-72/7,334

March 4-10, 2013

LEADERS		First Round	Second Round	Third Round
		Sergio Garcia 66 (-6)	Tiger Woods 131 (-13)	Tiger Woods 198 (-18)
		Freddie Jacobson 66 (-6)	Graeme McDowell 133 (-11)	Graeme McDowell 202 (-14)
		Graeme McDowell 66 (-6)	Phil Mickelson 134 (-10)	Phil Mickelson 203 (-13)
		Bubba Watson 66 (-6)	Steve Stricker 134 (-10)	Steve Stricker 203 (-13)
		Tiger Woods 66 (-6)	Freddie Jacobson 135 (-9)	Keegan Bradley 205 (-11)
			Bubba Watson 135 (-9)	Sergio Garcia 205 (-11)
				Charl Schwartzel 205 (-11)
				Michael Thompson 205 (-11)



CUT: No cut. All 65 players completed 72 holes.

WEATHER: Thursday: Sunny. High of 71. Winds NNW at 8-15 mph. Friday: Sunny. High of 76. Winds NNE at 6-12 mph. Saturday: Partly cloudy and breezy. High of 77. Winds NE at 10-20 mph. Sunday: Partly cloudy and breezy. High of 75. Winds E at 15-25 mph.

Winner: Tiger Woods 66-65-67-71 269 \$1,500,000.00

Tiger Woods 1	66-65-67-71	269	\$1,500,000.00	Louis Oosthuizen T33	70-75-69-72	286	\$71,500.00
Steve Stricker 2	67-67-69-68	271	880,000.00	Rickie Fowler T35	69-69-71-78	287	68,500.00
Sergio Garcia T3	66-72-67-69	274	417,500.00	Jim Furyk T35	72-70-72-73	287	68,500.00
Graeme McDowell T3	66-67-69-72	274	417,500.00	Brian Gay T35	70-76-69-72	287	68,500.00
Phil Mickelson T3	67-67-69-71	274	417,500.00	Matt Kuchar T35	72-72-72-71	287	68,500.00
Adam Scott T3	72-70-68-64	274	417,500.00	Padraig Harrington T39	76-72-68-72	288	64,500.00
Keegan Bradley 7	68-68-69-71	276	240,000.00	David Lynn T39	71-70-76-71	288	64,500.00
Peter Hanson T8	67-71-70-70	278	163,750.00	Marcel Siem T39	75-73-70-70	288	64,500.00
Rory McIlroy T8	73-69-71-65	278	163,750.00	Bo Van Pelt T39	68-75-71-74	288	64,500.00
Justin Rose T8	68-72-70-68	278	163,750.00	Luke Donald T43	70-76-71-72	289	60,500.00
Michael Thompson T8	69-69-67-73	278	163,750.00	Gonzalo Fdez-Castano .. T43	72-70-73-74	289	60,500.00
Jason Dufner T12	69-69-69-72	279	113,750.00	Bill Haas T43	72-73-72-72	289	60,500.00
Charles Howell III T12	68-71-69-71	279	113,750.00	Chris Wood T43	71-74-71-73	289	60,500.00
Dustin Johnson T12	68-69-70-72	279	113,750.00	Zach Johnson T47	71-67-77-75	290	57,500.00
Richard Sterne T12	70-71-71-67	279	113,750.00	Geoff Ogilvy T47	69-74-73-74	290	57,500.00
Freddie Jacobson T16	66-69-71-74	280	98,000.00	Branden Grace T49	73-74-72-72	291	54,500.00
Charl Schwartzel T16	71-65-69-75	280	98,000.00	Martin Kaymer T49	76-68-73-74	291	54,500.00
Nicolas Colsaerts T18	71-71-67-72	281	93,000.00	Carl Pettersson T49	71-75-71-74	291	54,500.00
Bubba Watson T18	66-69-71-75	281	93,000.00	Nick Watney T49	69-71-77-74	291	54,500.00
Alexander Noren T20	69-70-72-71	282	88,000.00	George Coetzee T53	70-69-73-80	292	50,600.00
John Senden T20	69-69-70-74	282	88,000.00	Stephen Gallacher T53	74-75-69-74	292	50,600.00
Webb Simpson T20	72-67-71-72	282	88,000.00	Ryan Moore T53	73-71-72-76	292	50,600.00
Scott Jamieson T23	70-69-72-72	283	83,000.00	Thorbjorn Olesen T53	75-75-70-72	292	50,600.00
Matteo Manassero T23	71-71-75-66	283	83,000.00	Thaworn Wiratchant T53	69-69-77-77	292	50,600.00
Hunter Mahan T25	67-72-71-74	284	79,000.00	Mike Hendry T58	72-66-78-77	293	48,750.00
Scott Piercy T25	70-73-69-72	284	79,000.00	Paul Lawrie T58	78-73-72-70	293	48,750.00
Lee Westwood T25	73-69-71-71	284	79,000.00	Tim Clark T60	72-73-71-79	295	47,500.00
Ernie Els T28	73-69-72-71	285	75,000.00	Marcus Fraser T60	73-72-77-73	295	47,500.00
Russell Henley T28	70-72-70-73	285	75,000.00	John Merrick T60	75-72-72-76	295	47,500.00
John Huh T28	71-67-71-76	285	5,000.00	Rafael Cabrera Bello T63	71-74-76-78	299	46,250.00
Francesco Molinari T28	78-66-72-69	285	75,000.00	Jamie Donaldson T63	72-77-76-74	299	46,250.00
Ian Poulter T28	68-70-72-75	285	75,000.00	Robert Garrigus 65	75-75-74-76	300	45,500.00
Jason Day T33	74-66-75-71	286	71,500.00				


2012 Cadillac Championship

TPC Blue Monster at Doral, Miami, FL

Purse: \$8,500,000 Par/Yards: 36-36-72/7,334

March 5-11, 2012

LEADERS	First Round	Second Round	Third Round
	Jason Dufner 66 (-6)	Bubba Watson 132 (-12)	Bubba Watson 199 (-17)
	Adam Scott 66 (-6)	Justin Rose 133 (-11)	Keegan Bradley 202 (-14)
	Thomas Bjorn 68 (-4)	Adam Scott 134 (-10)	Justin Rose 202 (-14)
	Charl Schwartzel 68 (-4)	Peter Hanson 135 (-9)	Peter Hanson 204 (-12)
	Aaron Baddeley 69 (-3)	Thomas Bjorn 136 (-8)	Zach Johnson 205 (-11)
	Keegan Bradley 69 (-3)	Keegan Bradley 136 (-8)	Matt Kuchar 205 (-11)
	Miguel A. Jimenez 69 (-3)		
	Juvic Pagunsan 69 (-3)		
	Alvaro Quiros 69 (-3)		
	Justin Rose 69 (-3)		
	Kyle Stanley 69 (-3)		
	Steve Stricker 69 (-3)		



CUT: No cut. Seventy-two of 74 players completed 72 holes.

WEATHER: Thursday: Mostly cloudy and windy. High of 80. Winds E 15-25 mph, with gusts up to 31 mph. Friday: Mostly cloudy and windy. High of 80. Winds E 15-25 mph, with gusts up to 31 mph. Saturday: Partly cloudy with a high of 82. Winds E 10-15 mph. Sunday: Partly cloudy with afternoon showers. High of 80. Winds E 15-25 mph.

Winner: Justin Rose 69-64-69-70 272 \$1,400,000.00

Justin Rose 1	69-64-69-70	272	\$1,400,000.00	Nicolas Colsaerts T35	73-70-70-71	284	\$60,500.00
Bubba Watson 2	70-62-67-74	273	845,000.00	Branden Grace T35	78-72-64-70	284	60,500.00
Rory McIlroy 3	73-69-65-67	274	516,000.00	Dustin Johnson T35	75-68-73-68	284	60,500.00
Peter Hanson T4	70-65-69-71	275	362,500.00	Juvic Pagunsan T35	69-71-72-72	284	60,500.00
Charl Schwartzel T4	68-69-70-68	275	362,500.00	Chez Reavie T35	78-68-67-71	284	60,500.00
Luke Donald T6	70-68-69-69	276	260,000.00	Webb Simpson T35	75-66-66-77	284	60,500.00
John Senden T6	76-67-68-65	276	260,000.00	Darren Clarke T43	74-74-68-69	285	55,500.00
Keegan Bradley T8	69-67-66-75	277	165,000.00	Phil Mickelson T43	72-71-71-71	285	55,500.00
Matt Kuchar T8	72-67-66-72	277	165,000.00	Rickie Fowler T45	74-70-72-70	286	52,000.00
Steve Stricker T8	69-70-69-69	277	165,000.00	Retief Goosen T45	74-71-71-70	286	52,000.00
Bo Van Pelt T8	73-65-70-69	277	165,000.00	Miguel A. Jimenez T45	69-71-73-73	286	52,000.00
Aaron Baddeley 12	69-74-68-67	278	120,000.00	Brandt Snedeker T45	75-69-70-72	286	52,000.00
Graeme McDowell T13	75-67-67-70	279	101,000.00	Mark Wilson T45	72-70-72-72	286	52,000.00
Francesco Molinari T13	75-68-71-65	279	101,000.00	Hennie Otto 50	73-66-71-77	287	49,000.00
Adam Scott T13	66-68-74-71	279	101,000.00	Paul Casey T51	76-71-68-73	288	46,875.00
Johnson Wagner T13	70-69-67-73	279	101,000.00	Ben Crane T51	73-71-73-71	288	46,875.00
Charles Howell III T17	70-67-71-72	280	92,000.00	K.T. Kim T51	74-72-70-72	288	46,875.00
Zach Johnson T17	70-68-67-75	280	92,000.00	Kyle Stanley T51	69-69-76-74	288	46,875.00
Nick Watney T17	71-73-69-67	280	92,000.00	Gonzalo Fdez-Castano .. T55	74-70-73-72	289	45,250.00
Greg Chalmers T20	71-70-68-72	281	85,000.00	Geoff Ogilvy T55	73-73-70-73	289	45,250.00
Jason Day T20	73-67-70-71	281	85,000.00	Jbe' Kruger T57	72-71-73-74	290	44,250.00
Robert Karlsson T20	75-68-70-68	281	85,000.00	Alvaro Quiros T57	69-74-71-76	290	44,250.00
Martin Kaymer T20	73-64-70-74	281	85,000.00	Y.E. Yang 59	72-67-76-76	291	43,500.00
Thomas Bjorn T24	68-68-75-71	282	76,000.00	Sergio Garcia T60	75-74-68-76	293	42,000.00
Marcus Fraser T24	76-68-69-69	282	76,000.00	Paul Lawrie T60	70-74-72-77	293	42,000.00
Martin Laird T24	72-73-66-71	282	76,000.00	Louis Oosthuizen T60	77-70-74-72	293	42,000.00
Hunter Mahan T24	71-72-66-73	282	76,000.00	Ian Poulter T60	76-77-71-69	293	42,000.00
Robert Rock T24	75-70-68-69	282	76,000.00	Tadahiro Takayama T60	74-73-75-71	293	42,000.00
Jason Dufner T29	66-72-73-72	283	67,500.00	Rafael Cabrera Bello 65	75-70-75-74	294	40,500.00
Bill Haas T29	74-70-70-69	283	67,500.00	Pablo Larrazabal T66	76-73-71-75	295	39,750.00
Anders Hansen T29	70-72-69-72	283	67,500.00	Vijay Singh T66	75-73-72-75	295	39,750.00
Garth Mulroy T29	73-71-69-70	283	67,500.00	Fredrik Jacobson 68	72-76-71-77	296	39,000.00
Lee Westwood T29	76-67-68-72	283	67,500.00	Alexander Noren 69	74-75-72-76	297	38,500.00
Gary Woodland T29	71-70-70-72	283	67,500.00	Tetsuji Hiratsuka 70	78-73-70-77	298	38,000.00
Jonathan Byrd T35	72-70-70-72	284	60,500.00	Sang-Moon Bae 71	79-76-73-71	299	37,750.00
K.J. Choi T35	74-67-70-73	284	60,500.00	Simon Dyson 72	74-72-73-81	300	37,500.00

2011 Cadillac Championship

TPC Blue Monster, Doral, FL Purse: \$8,500,000 Par/Yards: 36-36-72/7,334 March 7-13, 2011

LEADERS	First Round	Second Round	Third Round
	Hunter Mahan 64 (-8)	Hunter Mahan 135 (-9)	Dustin Johnson 203 (-13)
	Ryo Ishikawa 65 (-7)	Martin Kaymer 136 (-8)	Luke Donald 205 (-11)
	Martin Kaymer 66 (-6)	Francesco Molinari 136 (-8)	Matt Kuchar 205 (-11)
	Luke Donald 67 (-5)	Matt Kuchar 137 (-7)	Nick Watney 205 (-11)
	Charley Hoffman 67 (-5)	Martin Laird 137 (-7)	Hunter Mahan 206 (-10)
	Martin Laird 67 (-5)	Rory McIlroy 137 (-7)	Rory McIlroy 206 (-10)
	Nick Watney 67 (-5)	Nick Watney 137 (-7)	Francesco Molinari 206 (-10)
			Adam Scott 206 (-10)

CUT: No cut. All 66 players finished 72 holes.



WEATHER: Thursday: Sunny and cooler. High of 71. Winds NNW at 10-20 mph. The first round was suspended due to a lightning in the area at 11:45 a.m., with wind gusts reaching 52 mph. Play resumed at 2:30 p.m. and was suspended due to darkness at 6:15 p.m. with just 11 players having completed their round. Friday: The first round resumed at 8:32 a.m., and the second round began on schedule at 11:25 a.m. Sunny and cooler. High of 71. Winds NNW at 10-20 mph. Saturday: Sunny. High of 75. Winds NE at 10-15 mph. Sunday: Mostly sunny. High of 78. Winds E at 10-15 mph.

Winner: Nick Watney 67-70-68-67 272 \$1,400,000

Nick Watney 1	67-70-68-67	272	\$1,400,000.00	Jhonattan Vegas T31	69-74-69-74	286	\$69,500.00
Dustin Johnson 2	69-69-65-71	274	850,000.00	Thomas Aiken T35	68-75-74-70	287	65,500.00
Anders Hansen T3	71-69-68-67	275	465,000.00	Kevin Na T35	74-75-69-69	287	65,500.00
Francesco Molinari T3	68-68-70-69	275	465,000.00	Bo Van Pelt T35	71-74-66-76	287	65,500.00
Matt Kuchar 5	68-69-68-71	276	350,000.00	Camilo Villegas T35	71-71-73-72	287	65,500.00
Luke Donald T6	67-72-66-72	277	271,000.00	K.J. Choi T39	73-69-72-74	288	62,000.00
Adam Scott T6	68-70-68-71	277	271,000.00	Edoardo Molinari T39	71-73-70-74	288	62,000.00
Rickie Fowler 8	71-73-68-66	278	200,000.00	Y.E. Yang T39	73-72-72-71	288	62,000.00
Hunter Mahan 9	64-71-71-73	279	175,000.00	Ryo Ishikawa T42	65-76-70-78	289	59,000.00
Jonathan Byrd T10	70-74-68-68	280	129,000.00	Graeme McDowell T42	70-73-71-75	289	59,000.00
Padraig Harrington T10	68-71-68-73	280	129,000.00	Justin Rose T42	77-71-70-71	289	59,000.00
Martin Laird T10	67-70-70-73	280	129,000.00	Jason Day T45	71-76-71-72	290	55,500.00
Rory McIlroy T10	68-69-69-74	280	129,000.00	Marcus Fraser T45	69-78-71-72	290	55,500.00
Tiger Woods T10	70-74-70-66	280	129,000.00	D.A. Points T45	68-72-71-79	290	55,500.00
Robert Allenby T15	72-72-69-68	281	100,000.00	Ian Poulter T45	73-70-74-73	290	55,500.00
Ernie Els T15	69-70-73-69	281	100,000.00	S.S.P. Chowrasia T49	74-72-72-73	291	50,500.00
Kevin Streelman T15	68-72-72-69	281	100,000.00	Jim Furyk T49	74-71-71-75	291	50,500.00
Paul Casey T18	70-71-69-72	282	89,000.00	Kyung-tae Kim T49	73-70-73-75	291	50,500.00
Louis Oosthuizen T18	71-73-67-71	282	89,000.00	Geoff Ogilvy T49	76-73-72-70	291	50,500.00
Steve Stricker T18	68-71-69-74	282	89,000.00	Ryan Palmer T49	73-73-68-77	291	50,500.00
Lee Westwood T18	70-74-70-68	282	89,000.00	Mark Wilson T49	72-75-71-73	291	50,500.00
Ryan Moore T22	70-74-70-69	283	83,000.00	Peter Hanson T55	73-73-73-73	292	45,500.00
Vijay Singh T22	68-72-68-75	283	83,000.00	Yuta Ikeda T55	74-73-74-71	292	45,500.00
Charley Hoffman T24	67-75-73-69	284	77,250.00	Miguel A. Jimenez T55	71-72-73-76	292	45,500.00
Zach Johnson T24	72-75-68-69	284	77,250.00	Phil Mickelson T55	73-71-72-76	292	45,500.00
Martin Kaymer T24	66-70-74-74	284	77,250.00	Seung-yul Noh 59	72-70-79-72	293	43,000.00
Charl Schwartzel T24	71-71-75-67	284	77,250.00	Anthony Kim 60	80-74-68-72	294	42,500.00
Aaron Baddeley T28	72-66-73-74	285	73,000.00	Rhys Davies T61	73-76-72-74	295	41,500.00
Thomas Bjorn T28	71-73-70-71	285	73,000.00	Ross Fisher T61	69-76-76-74	295	41,500.00
Rory Sabbatini T28	74-74-67-70	285	73,000.00	Hiroynuki Fujita T61	71-73-74-77	295	41,500.00
Retief Goosen T31	69-76-68-73	286	69,500.00	Alvaro Quiros T64	70-77-74-75	296	40,250.00
Bill Haas T31	74-68-71-73	286	69,500.00	Peter Senior T64	75-73-73-75	296	40,250.00
Robert Karlsson T31	69-73-71-73	286	69,500.00	Jeff Overton 66	75-77-73-73	298	39,750.00

2010 CA Championship

TPC Blue Monster, Doral, FL Purse: \$8,500,000

Par/Yards: 36-36-72/7,266

March 11-14, 2010

LEADERS	First Round	Second Round	Third Round
	Charl Schwartzel..... 67 (-5)	Ernie Els 134 (-10)	Charl Schwartzel..... 204 (-12)
	Robert Allenby..... 68 (-4)	Robert Allenby..... 135 (-9)	Ernie Els 204 (-12)
	Vijay Singh..... 68 (-4)	Bill Haas..... 137 (-7)	Padraig Harrington..... 205 (-11)
	Ernie Els 68 (-4)	Charl Schwartzel..... 137 (-7)	Robert Allenby..... 206 (-10)
		Soren Hansen..... 138 (-6)	Bill Haas..... 207 (-9)
		Padraig Harrington..... 138 (-6)	

CUT: Field of 68 players, no cut.



WEATHER: Thursday: Highs in the upper 70s with wind gusts to 25-30 mph. Friday: Temperatures in the lower 80s with SSW winds at 15-25 mph. Rain began in the afternoon, with total rainfall of 1.15 inches. With the rain, temperatures dropped into the mid-60s. Play was suspended at 1:28 p.m. due to dangerous weather with 10 of the 23 groups completing play. Play resumed at 1:50 p.m. and was suspended again at 2:37 p.m. with 17 of the 23 groups completing play. Play resumed at 5:12 p.m. Saturday: Mostly sunny skies with a high in the upper 70s and W winds at 10-20 mph. Sunday: Mostly sunny with temperatures reaching the upper 70s with W winds increasing to 12-22 mph.

Winner: Ernie Els 68-66-70-66 270 \$1,400,000

Ernie Els..... 1	68-66-70-66	270	\$1,400,000.00	Lee Westwood..... T30	74-68-74-69	285	\$70,000.00
Charl Schwartzel..... 2	67-70-67-70	274	850,000.00	Y.E. Yang..... T30	73-72-75-65	285	70,000.00
Martin Kaymer..... T3	70-72-66-69	277	426,666.67	Stewart Cink..... T37	75-74-72-65	286	62,500.00
Matt Kuchar..... T3	71-71-67-68	277	426,666.67	Ben Crane..... T37	74-73-69-70	286	62,500.00
Padraig Harrington..... T3	70-68-67-72	277	426,666.66	Gonzalo Fdez-Castano.. T37	72-68-71-75	286	62,500.00
Paul Casey..... T6	69-72-68-69	278	214,300.00	Jim Furyk..... T37	70-76-69-71	286	62,500.00
Bill Haas..... T6	71-66-70-71	278	214,300.00	Sergio Garcia..... T37	74-72-71-69	286	62,500.00
Graeme McDowell..... T6	74-68-70-66	278	214,300.00	Zach Johnson..... T37	76-70-71-69	286	62,500.00
Alistair Presnell..... T6	72-70-72-64	278	214,300.00	Ian Poulter..... T37	72-78-72-64	286	62,500.00
Alvaro Quiros..... T6	72-69-69-68	278	214,300.00	Henrik Stenson..... T37	71-72-71-72	286	62,500.00
John Senden..... T11	69-70-71-69	279	126,666.67	Ross Fisher..... T45	73-72-70-72	287	56,000.00
Vijay Singh..... T11	68-71-70-70	279	126,666.67	Anders Hansen..... T45	76-70-74-67	287	56,000.00
Robert Allenby..... T11	68-67-71-73	279	126,666.66	Geoff Ogilvy..... T45	72-71-75-69	287	56,000.00
Phil Mickelson..... T14	71-69-72-68	280	107,500.00	Ryan Palmer..... T45	79-68-72-68	287	56,000.00
Francesco Molinari..... T14	69-71-72-68	280	107,500.00	Kenny Perry..... T45	73-74-68-72	287	56,000.00
Steve Stricker..... T16	73-69-71-68	281	97,500.00	Angel Cabrera..... T50	74-71-70-73	288	50,500.00
Camilo Villegas..... T16	72-68-70-71	281	97,500.00	Simon Dyson..... T50	72-73-73-70	288	50,500.00
Jason Dufner..... T18	73-69-75-65	282	89,000.00	Jerry Kelly..... T50	70-72-73-73	288	50,500.00
Soren Hansen..... T18	69-69-71-73	282	89,000.00	Kevin Na..... T50	78-70-70-70	288	50,500.00
J.B. Holmes..... T18	69-70-73-70	282	89,000.00	Adam Scott..... T50	74-69-71-74	288	50,500.00
Sean O'Hair..... T18	71-71-74-66	282	89,000.00	David Toms..... T50	72-72-72-72	288	50,500.00
Tim Clark..... T22	70-69-74-70	283	81,000.00	Lucas Glover..... T56	72-72-71-75	290	45,500.00
Yuta Ikeda..... T22	71-68-74-70	283	81,000.00	Retief Goosen..... T56	76-71-73-70	290	45,500.00
Anthony Kim..... T22	71-73-71-68	283	81,000.00	Thongchai Jaidee..... T56	73-72-73-72	290	45,500.00
Heath Slocum..... T22	74-71-70-68	283	81,000.00	Dustin Johnson..... T56	69-72-76-73	290	45,500.00
Luke Donald..... T26	70-75-69-70	284	75,500.00	Soren Kjeldsen..... 60	74-78-73-66	291	43,000.00
Peter Hanson..... T26	74-66-74-70	284	75,500.00	Edoardo Molinari..... 61	72-74-72-74	292	42,500.00
Nick Watney..... T26	73-72-71-68	284	75,500.00	Robert Karlsson..... 62	78-70-73-72	293	42,000.00
Mike Weir..... T26	73-66-75-70	284	75,500.00	Miguel A. Jimenez..... T63	73-75-73-73	294	41,250.00
Brian Gay..... T30	74-69-74-68	285	70,000.00	Marc Leishman..... T63	78-73-71-72	294	41,250.00
WC Liang..... T30	72-69-71-73	285	70,000.00	Steve Marino..... T65	75-71-77-72	295	40,625.00
Hunter Mahan..... T30	72-70-69-74	285	70,000.00	Rory McIlroy..... T65	76-73-73-73	295	40,625.00
Ross McGowan..... T30	76-71-70-68	285	70,000.00	Oliver Wilson..... 67	78-74-77-67	296	40,250.00
Scott Verplank..... T30	76-72-69-68	285	70,000.00	Michael Sim..... 68	75-74-77-74	300	40,000.00

2009 CA Championship

Doral Golf Resort & Spa (Blue Course); Doral, FL Purse: \$8,500,000 Par/Yards: 36-36-72/7,266 March 12-15, 2009

LEADERS	First Round	Second Round	Third Round
	Jeev Milkha Singh..... 65 (-7)	Phil Mickelson..... 131 (-13)	Phil Mickelson..... 200 (-16)
	Retief Goosen..... 65 (-7)	Nick Watney..... 133 (-11)	Nick Watney..... 200 (-16)
	Prayad Marksang..... 65 (-7)	Kenny Perry..... 134 (-10)	Jeev Milkha Singh..... 204 (-12)
	Phil Mickelson..... 65 (-7)	Rory McIlroy..... 134 (-10)	Camilo Villegas..... 204 (-12)
	Nick Watney..... 66 (-6)	Prayad Marksang..... 135 (-9)	Five players at..... 205 (-11)
	Rod Pampling..... 66 (-6)	Camilo Villegas..... 135 (-9)	
	James Kingston..... 66 (-6)	Rod Pampling..... 135 (-9)	
	Padraig Harrington..... 66 (-6)		



CUT: There was no cut. 79 of the 80 professionals completed 72 holes.

WEATHER: Thursday: Partly cloudy and warm with a high of 81. Winds E 10-18 mph. Friday: Partly cloudy with light sprinkles and a high of 80. E-SE winds 10-18 mph. Saturday: Partly cloudy with a high of 82. Winds SE 12-20 mph. Sunday: Partly cloudy with a high of 84. Winds SE 12-20 mph.

Winner: Phil Mickelson 65-66-69-69 269 \$1,400,000

Phil Mickelson..... 1	65-66-69-69	269	\$1,400,000.00	Ken Duke..... T40	71-75-67-71	284	\$58,500.00
Nick Watney..... 2	66-67-67-70	270	820,000.00	Richard Finch..... T40	72-72-69-71	284	58,500.00
Jim Furyk..... 3	68-68-69-67	272	470,000.00	Peter Hanson..... T40	70-74-72-68	284	58,500.00
Jeev Milkha Singh..... 4	65-71-68-70	274	360,000.00	Ryuji Imada..... T40	70-71-69-74	284	58,500.00
Camilo Villegas..... T5	67-68-69-71	275	275,000.00	Geoff Ogilvy..... T40	73-69-70-72	284	58,500.00
Oliver Wilson..... T5	67-70-72-66	275	275,000.00	Mark Brown..... T46	73-71-68-73	285	52,000.00
Thomas Aiken..... T7	74-66-71-65	276	192,500.00	Darren Clarke..... T46	74-71-71-69	285	52,000.00
Soren Kjeldsen..... T7	70-66-69-71	276	192,500.00	Ross Fisher..... T46	71-69-72-73	285	52,000.00
Justin Leonard..... T9	69-69-68-71	277	142,500.00	Shingo Katayama..... T46	70-70-72-73	285	52,000.00
Rod Pampling..... T9	66-69-71-71	277	142,500.00	Garth Mulroy..... T46	70-70-72-73	285	52,000.00
Kenny Perry..... T9	70-64-71-72	277	142,500.00	Andres Romero..... T46	67-71-77-70	285	52,000.00
Tiger Woods..... T9	71-70-68-68	277	142,500.00	D.J. Trahan..... T46	77-71-66-71	285	52,000.00
Soren Hansen..... T13	74-69-64-71	278	97,142.86	Chad Campbell..... T53	72-70-70-74	286	46,000.00
Prayad Marksang..... T13	65-70-72-71	278	97,142.86	Zach Johnson..... T53	70-72-72-72	286	46,000.00
Sean O'Hair..... T13	67-70-74-67	278	97,142.86	Hunter Mahan..... T53	71-74-68-73	286	46,000.00
Ian Poulter..... T13	69-67-73-69	278	97,142.86	Rory Sabbatini..... T53	69-74-74-69	286	46,000.00
Steve Stricker..... T13	69-70-70-69	278	97,142.86	Vijay Singh..... T53	69-72-71-74	286	46,000.00
Charley Hoffman..... T13	68-70-67-73	278	97,142.85	Anthony Kim..... 58	71-69-72-75	287	43,000.00
Alvaro Quiros..... T13	72-64-69-73	278	97,142.85	K.J. Choi..... T59	73-73-72-70	288	41,500.00
Luke Donald..... T20	69-70-68-72	279	80,142.86	Stewart Cink..... T59	73-73-69-73	288	41,500.00
Ernie Els..... T20	70-71-68-70	279	80,142.86	Stuart Appleby..... T61	71-71-69-78	289	39,550.00
Padraig Harrington..... T20	66-71-71-71	279	80,142.86	Dudley Hart..... T61	71-75-73-70	289	39,550.00
Louis Oosthuizen..... T20	67-69-73-70	279	80,142.86	John Sutherland..... T61	74-76-68-71	289	39,550.00
Justin Rose..... T20	73-70-68-68	279	80,142.86	Boo Weekley..... T61	69-75-75-70	289	39,550.00
James Kingston..... T20	66-74-67-72	279	80,142.85	Lee Westwood..... T61	71-71-78-69	289	39,550.00
Rory McIlroy..... T20	68-66-72-73	279	80,142.85	Retief Goosen..... T66	65-76-73-76	290	38,125.00
Tim Clark..... 27	71-71-69-69	280	74,000.00	Wen-Tang Lin..... T66	75-70-70-75	290	38,125.00
Robert Allenby..... T28	69-71-72-69	281	72,000.00	Graeme McDowell..... T66	73-74-70-73	290	38,125.00
Ben Curtis..... T28	71-69-71-70	281	72,000.00	Adam Scott..... T66	71-76-72-71	290	38,125.00
Davis Love III..... T28	70-71-70-70	281	72,000.00	Trevor Immelman..... T70	74-76-72-69	291	37,375.00
Briny Baird..... T31	70-68-71-73	282	68,500.00	John Rollins..... T70	76-71-71-73	291	37,375.00
Paul Casey..... T31	71-66-72-73	282	68,500.00	Bubba Watson..... 72	72-71-74-75	292	37,000.00
Sergio Garcia..... T31	72-72-68-70	282	68,500.00	Richard Sterne..... 73	70-76-72-75	293	36,750.00
Robert Karlsson..... T31	71-70-72-69	282	68,500.00	Y.E. Yang..... 74	73-70-73-78	294	36,500.00
Dustin Johnson..... T35	70-66-71-76	283	64,000.00	Miguel A. Jimenez..... 75	69-72-76-78	295	36,250.00
Martin Kaymer..... T35	73-68-70-72	283	64,000.00	Azuma Yano..... 76	77-71-76-73	297	36,000.00
Pat Perez..... T35	70-68-72-73	283	64,000.00	Billy Mayfair..... T77	75-72-75-76	298	35,625.00
Carl Pettersson..... T35	74-69-69-71	283	64,000.00	Henrik Stenson..... T77	69-73-73-83	298	35,625.00
Mike Weir..... T35	71-69-70-73	283	64,000.00	Pablo Larrazabal..... 79	76-71-75-77	299	35,250.00
Stephen Ames..... T40	72-70-71-71	284	58,500.00				

2008 CA Championship

Doral Golf Resort & Spa (Blue Course); Doral, FL
March 21-24, 2008

Purse: \$8,000,000

Par/Yards: 36-36-72/7,266

LEADERS	First Round	Second Round	Third Round
	Geoff Ogilvy 65 (-7)	Geoff Ogilvy 132 (-12)	Geoff Ogilvy 200 (-16)
	Miguel Angel Jimenez 65 (-7)	Tiger Woods 133 (-11)	Vijay Singh 204 (-12)
	Stewart Cink 66 (-6)	Adam Scott 135 (-9)	Graeme Storm 204 (-12)
	Phil Mickelson 67 (-5)	Robert Karlsson 138 (-6)	Retief Goosen 204 (-12)
	Adam Scott 67 (-5)	Jeev Milkha Singh 138 (-6)	Jim Furyk 204 (-12)
	Anders Hansen 67 (-5)	Anders Hansen 138 (-6)	Adam Scott 204 (-12)
	Tiger Woods 67 (-5)		Tiger Woods 205 (-11)
	Nick O'Hern 67 (-5)		Anders Hansen 205 (-11)

CUT: There was no cut. 77 of the 78 professionals completed 72 holes.



WEATHER: Thursday: Mostly cloudy. High of 83. Friday: Partly cloudy and breezy. High of 78. Winds E 10-20 mph. Saturday: Mostly cloudy early with heavy afternoon thunderstorms. Play was suspended for the day at 1:15 p.m. with 61 players yet to complete their round. High of 83. Sunday: Third round resumed at 9 a.m., with the final round beginning at 11:45 a.m. Play suspended due to a dangerous situation at 2:21 p.m. and then resumed at 5:10 p.m. Play suspended at 7:20 p.m. High of 82. Monday: Final round resumed at 8:30 a.m. and ended at 10:41 a.m.

Winner: Geoff Ogilvy 65-67-68-71 271 \$1,350,000

Geoff Ogilvy.....1	65-67-68-71	271	\$1,350,000.00	J.B. Holmes..... T40	69-72-75-68	284	\$52,500.00
Jim Furyk..... T2	69-71-64-68	272	530,000.00	Trevor Immelman..... T40	70-74-70-70	284	52,500.00
Retief Goosen..... T2	71-69-64-68	272	530,000.00	Brendan Jones T40	76-75-66-67	284	52,500.00
Vijay Singh..... T2	73-68-63-68	272	530,000.00	Scott Verplank T40	71-70-74-69	284	52,500.00
Tiger Woods..... 5	67-66-72-68	273	285,000.00	Woody Austin T44	70-70-74-71	285	48,875.00
Steve Stricker T6	71-68-73-63	275	198,333.34	Niclas Fasth T44	72-69-70-74	285	48,875.00
Nick O'Hern T6	67-75-67-66	275	198,333.33	Hunter Mahan T44	72-72-71-70	285	48,875.00
Graeme Storm T6	71-70-63-71	275	198,333.33	Richard Sterne..... T44	71-77-67-70	285	48,875.00
Zach Johnson T9	69-72-67-68	276	147,500.00	Graeme McDowell..... T48	72-71-70-73	286	47,000.00
Adam Scott T9	67-68-69-72	276	147,500.00	Andrew McLardy T48	74-74-70-68	286	47,000.00
Soren Kjeldsen 11	69-71-71-66	277	125,000.00	Brandt Snedeker..... T48	74-70-72-70	286	47,000.00
K.J. Choi..... T12	70-70-67-71	278	106,166.67	Paul Casey..... T51	72-75-67-73	287	44,750.00
Anders Hansen..... T12	67-71-67-73	278	106,166.67	S.S.P. Chowrasia..... T51	74-73-68-72	287	44,750.00
Tim Clark..... T12	71-69-66-72	278	106,166.66	Nick Dougherty..... T51	70-73-71-73	287	44,750.00
Stephen Ames..... T15	73-68-68-70	279	86,700.00	Richard Green..... T51	74-72-71-70	287	44,750.00
Aaron Baddeley T15	69-74-70-66	279	86,700.00	Charles Howell III T51	69-76-72-70	287	44,750.00
Sergio Garcia..... T15	69-73-69-68	279	86,700.00	Arron Oberholser..... T51	72-70-72-73	287	44,750.00
Gregory Havret..... T15	68-74-68-69	279	86,700.00	Martin Kaymer..... T57	68-74-73-73	288	42,250.00
Justin Rose..... T15	70-71-70-68	279	86,700.00	Ian Poulter..... T57	71-72-72-73	288	42,250.00
Robert Allenby..... T20	69-75-66-70	280	75,000.00	Henrik Stenson..... T57	72-72-76-68	288	42,250.00
Stewart Cink..... T20	66-74-71-69	280	75,000.00	D.J. Trahan..... T57	74-73-75-66	288	42,250.00
Luke Donald T20	68-72-70-70	280	75,000.00	Peter Hanson T61	71-74-73-73	291	40,250.00
Phil Mickelson..... T20	67-74-70-69	280	75,000.00	Chapchai Nirat T61	70-70-74-77	291	40,250.00
John Rollins..... T20	74-71-67-68	280	75,000.00	Paul Sheehan T61	72-73-72-74	291	40,250.00
Mike Weir T20	73-69-67-71	280	75,000.00	Brett Wetterich..... T61	70-74-76-71	291	40,250.00
Miguel A. Jimenez..... T26	65-74-71-71	281	66,500.00	Jonathan Byrd..... T65	74-74-72-72	292	38,500.00
Jeev M. Singh..... T26	68-70-70-73	281	66,500.00	Anton Haig T65	72-80-73-67	292	38,500.00
Toru Taniguchi..... T26	68-73-72-68	281	66,500.00	Colin Montgomerie..... T65	75-74-70-73	292	38,500.00
Camilo Villegas T26	71-72-68-70	281	66,500.00	Louis Oosthuizen T68	74-72-70-77	293	37,625.00
Mark Calcavecchia..... T30	68-71-71-72	282	62,500.00	Liang Wen-chong T68	74-74-71-74	293	37,625.00
Robert Karlsson T30	68-70-70-74	282	62,500.00	Soren Hansen..... T70	77-77-68-72	294	37,000.00
Andres Romero T30	68-72-73-69	282	62,500.00	James Kingston..... T70	74-75-68-77	294	37,000.00
Boo Weekley..... T30	72-73-69-68	282	62,500.00	Rory Sabbatini..... T70	72-74-69-79	294	37,000.00
Stuart Appleby..... T34	73-71-68-71	283	57,500.00	Shingo Katayama..... T73	75-76-72-72	295	36,375.00
Daniel Chopra..... T34	72-70-69-72	283	57,500.00	Craig Parry..... T73	73-75-72-75	295	36,375.00
Ross Fisher T34	68-73-70-72	283	57,500.00	Ernie Els..... 75	74-75-73-74	296	36,000.00
Ryuji Imada T34	68-73-73-69	283	57,500.00	Mark Brown..... 76	73-74-76-74	297	35,750.00
Justin Leonard..... T34	69-74-70-70	283	57,500.00	Heath Slocum..... 77	74-72-78-74	298	35,500.00
Lee Westwood..... T34	71-72-72-68	283	57,500.00				

2007 CA Championship

Doral Golf Resort & Spa (Blue Course); Doral, FL
March 22-25, 2007

Purse: \$8,000,000

Par/Yards: 36-36-72/7,266

LEADERS	First Round	Second Round	Third Round
	Henrik Stenson 67 (-5)	Tiger Woods 137 (-7)	Tiger Woods 205 (-11)
	Robert Allenby 67 (-5)	Rod Pampling 139 (-5)	Brett Wetterich 209 (-7)
	Thomas Bjorn 68 (-4)	Aaron Baddeley 140 (-4)	Nick O'Hern 210 (-6)
	Aaron Baddeley 69 (-3)	Thomas Bjorn 140 (-4)	
	Charles Howell III 69 (-3)	Ernie Els 140 (-4)	
	Jose Maria Olazabal 69 (-3)	Charles Howell III 140 (-4)	
	Tiger Woods 71 (T10)	Trevor Immelman 140 (-4)	
		Zach Johnson 140 (-4)	
		Henrik Stenson 140 (-4)	

CUT: There was no cut. 72 professionals completed 72 holes. (2 withdrawals)



WEATHER: Cloudy and breezy Thursday, with a high of 76. Showers throughout the day with a total of .9 inches of rain. Wind 20-25 mph, with gusts up to 30 mph. Partly cloudy and breezy Friday, with an afternoon high in the lower 80s. Winds out of the E-NE at 15-25 mph. A few showers in late afternoon. Sunny and breezy Saturday, with an afternoon high in the low 80s. Winds out of the E-NE at 15-25 mph. A few showers throughout the day. Partly cloudy Sunday, with winds E-NE 15-25 mph and a high of 81.

Winner: Tiger Woods 71-66-68-73 278 \$1,350,000

Brett Wetterich 2	72-70-67-71	280	\$800,000.00	Jim Furyk T35	70-73-72-78	293	\$56,500.00
Robert Allenby T3	67-74-74-67	282	378,333.34	Trevor Immelman T35	72-68-74-79	293	56,500.00
Sergio Garcia T3	71-70-71-70	282	378,333.33	Jose Maria Olazabal T35	69-80-72-72	293	56,500.00
Geoff Ogilvy T3	72-69-71-70	282	378,333.33	Carl Pettersson T35	72-72-74-75	293	56,500.00
Aaron Baddeley T6	69-71-71-72	283	212,500.00	Rory Sabbatini T35	71-75-73-74	293	56,500.00
Niclas Fasth T6	72-70-70-71	283	212,500.00	Charl Schwartzel T35	75-74-70-74	293	56,500.00
Nick O'Hern T6	72-72-66-73	283	212,500.00	Steve Stricker T35	74-69-73-77	293	56,500.00
Paul Casey T9	76-70-66-72	284	157,500.00	Paul Broadhurst T45	73-71-73-77	294	49,000.00
Zach Johnson T9	72-68-73-71	284	157,500.00	Stewart Cink T45	74-68-73-79	294	49,000.00
Thomas Bjorn T11	68-72-71-74	285	111,000.00	Johan Edfors T45	74-73-74-73	294	49,000.00
Ernie Els T11	70-70-71-74	285	111,000.00	Arron Oberholser T45	74-76-71-73	294	49,000.00
Robert Karlsson T11	74-74-68-69	285	111,000.00	David Toms T45	72-72-76-74	294	49,000.00
Tom Pernice, Jr. T11	71-70-70-74	285	111,000.00	John Bickerton T50	77-72-74-72	295	45,000.00
Vijay Singh T11	74-68-69-74	285	111,000.00	Paul Goydos T50	74-75-70-76	295	45,000.00
Ian Poulter T16	73-68-75-70	286	87,333.34	Louis Oosthuizen T50	74-75-77-69	295	45,000.00
Charles Howell III T16	69-71-71-75	286	87,333.33	Brett Quigley T50	73-72-73-77	295	45,000.00
Dean Wilson T16	73-75-66-72	286	87,333.33	Mike Weir T50	73-75-73-74	295	45,000.00
Angel Cabrera T19	72-70-75-70	287	80,000.00	J.J. Henry T55	73-74-78-71	296	43,000.00
K.J. Choi T19	71-73-71-72	287	80,000.00	David Howell T55	74-73-73-76	296	43,000.00
Padraig Harrington T19	73-70-73-71	287	80,000.00	Colin Montgomerie T55	76-72-73-75	296	43,000.00
Henrik Stenson T19	67-73-72-75	287	80,000.00	Ben Curtis T58	76-75-69-77	297	41,500.00
Thongchai Jaidee T23	72-74-70-72	288	74,000.00	Retief Goosen T58	77-70-78-72	297	41,500.00
Phil Mickelson T23	77-72-70-69	288	74,000.00	Nathan Green T58	72-71-76-78	297	41,500.00
Mark Wilson T25	74-72-72-71	289	71,000.00	Charley Hoffman T61	75-75-77-72	299	40,250.00
Luke Donald T26	74-70-75-71	290	69,500.00	Adam Scott T61	76-71-72-80	299	40,250.00
Lucas Glover T26	73-73-72-72	290	69,500.00	Tim Clark T63	76-78-71-75	300	39,250.00
Stephen Ames T28	74-70-74-73	291	66,500.00	Hennie Otto T63	74-73-74-79	300	39,250.00
Rod Pampling T28	70-69-74-78	291	66,500.00	Joe Durant T65	73-73-77-78	301	38,000.00
John Rollins T28	73-70-70-78	291	66,500.00	Anthony Wall T65	80-73-75-73	301	38,000.00
Jeev Milkha Singh T28	74-70-70-77	291	66,500.00	Yong-Eun Yang T65	76-77-73-75	301	38,000.00
Mark Calcavecchia T32	74-71-70-77	292	63,000.00	Prom Meesawat T68	74-71-82-77	304	36,750.00
Chris DiMarco T32	76-72-69-75	292	63,000.00	Kevin Stadler T68	73-71-78-82	304	36,750.00
Anton Haig T32	75-69-74-74	292	63,000.00	Hideto Tanihara T70	80-75-73-77	305	36,000.00
Stuart Appleby T35	79-72-71-71	293	56,500.00	Michael Campbell T71	77-76-78-75	306	35,750.00
Bart Bryant T35	71-73-75-74	293	56,500.00	Shingo Katayama T72	81-78-74-75	308	35,500.00
Chad Campbell T35	75-74-72-72	293	56,500.00				

2006 American Express Championship

The Grove, Hertfordshire, England
September 28-October 1, 2006

Purse: \$7,500,000

Par/Yards: 35-36-71/7,125

LEADERS		First Round	Tiger Woods	Tiger Woods	Adam Scott
		63 (-8)	127 (-15)	200 (-13)	
Padraig Harrington	64 (-7)	Stewart Cink	132 (-10)	Jim Furyk	201 (-12)
Ian Poulter	64 (-7)	Jim Furyk	132 (-10)	Brett Quigley	201 (-12)
Stewart Cink	65 (-6)	David Howell	132 (-10)	Stewart Cink	202 (-11)
Ernie Els	65 (-6)	Padraig Harrington	133 (-9)		
	Second Round	Tiger Woods	194 (-19)		

CUT: There was no cut; 60 of the 62 professionals completed 72 holes.



WEATHER: Thursday: Cloudy all day with temperatures in the low 60s with very light winds. Friday: Cloudy and cooler with a high of 55. Winds S 12-18 mph with patches of rain in the late afternoon. Saturday: Cloudy and cool with a high of 56. Winds SW 10-15 mph. Sunday: Due to impending threatening weather, players were in threesomes off two tees (9-10:39 a.m.). High temperature was 62. Winds SW 10-15 mph. There were several heavy downpours and two delays due to dangerous situations. Play was suspended from 12:57-3:05 p.m. and 4:12-4:50 p.m. for a total delay of two hours, 46 minutes.

Winner: Tiger Woods 63-64-67-67 261 \$1,300,000.00

Tiger Woods	1	63-64-67-67	261	\$1,300,000.00	Angel Cabrera	T26	71-70-67-73	281	\$66,666.66
Ian Poulter	T2	64-71-68-66	269	610,000.00	Chad Campbell	T32	67-70-73-72	282	61,000.00
Adam Scott	T2	67-68-65-69	269	610,000.00	K.J. Choi	T32	72-66-73-71	282	61,000.00
Jim Furyk	4	67-65-69-69	270	345,000.00	Sergio Garcia	T32	69-73-71-69	282	61,000.00
Ernie Els	5	65-70-69-67	271	290,000.00	Louis Oosthuizen	T32	71-70-72-69	282	61,000.00
Stuart Appleby	T6	71-66-70-66	273	216,666.67	Lee Westwood	T32	71-66-73-72	282	61,000.00
Brett Wetterich	T6	70-66-69-68	273	216,666.67	J.J. Henry	37	70-70-70-73	283	58,000.00
Luke Donald	T6	68-70-67-68	273	216,666.66	Simon Dyson	T38	67-69-75-73	284	56,000.00
Trevor Immelman	T9	68-68-68-70	274	150,000.00	Rod Pampling	T38	70-69-72-73	284	56,000.00
Thongchai Jaidee	T9	71-67-71-65	274	150,000.00	Scott Verplank	T38	70-68-73-73	284	56,000.00
Brett Quigley	T9	70-64-67-73	274	150,000.00	Thomas Bjorn	T41	70-71-73-71	285	52,500.00
Arron Oberholser	12	69-72-66-68	275	120,000.00	Colin Montgomerie	T41	72-67-69-77	285	52,500.00
Stewart Cink	T13	65-67-70-74	276	98,375.00	Rory Sabbatini	T41	73-67-73-72	285	52,500.00
Lucas Glover	T13	69-68-68-71	276	98,375.00	Charl Schwartzel	T41	73-69-70-73	285	52,500.00
David Howell	T13	66-66-71-73	276	98,375.00	John Bickerton	T45	72-73-75-67	287	49,000.00
Henrik Stenson	T13	68-67-68-73	276	98,375.00	Retief Goosen	T45	71-70-75-71	287	49,000.00
Padraig Harrington	T17	64-69-71-73	277	85,000.00	Zach Johnson	T45	70-71-73-73	287	49,000.00
Jose Maria Olazabal	T17	70-67-71-69	277	85,000.00	Tim Herron	T48	73-69-71-75	288	46,500.00
Carl Pettersson	T17	69-70-67-71	277	85,000.00	Tom Pernice, Jr.	T48	69-70-71-78	288	46,500.00
Jyoti Randhawa	T17	66-71-71-69	277	85,000.00	Paul Broadhurst	T50	74-72-70-73	289	44,000.00
Robert Karlsson	21	67-76-72-64	279	80,000.00	Tetsuji Hiratsuka	T50	73-69-71-76	289	44,000.00
Michael Campbell	T22	69-71-69-71	280	75,000.00	Anthony Wall	T50	71-76-68-74	289	44,000.00
Chris DiMarco	T22	69-70-70-71	280	75,000.00	David Toms	53	73-75-69-73	290	42,000.00
Johan Edfors	T22	70-68-71-71	280	75,000.00	Sean O'Hair	T54	70-75-71-75	291	40,500.00
Dean Wilson	T22	71-70-70-69	280	75,000.00	Thaworn Wiratchant	T54	71-71-75-74	291	40,500.00
Bart Bryant	T26	70-74-67-70	281	66,666.67	Paul Casey	T56	74-75-72-71	292	38,500.00
Tim Clark	T26	68-70-73-70	281	66,666.67	Vijay Singh	T56	73-75-72-72	292	38,500.00
Darren Clarke	T26	68-71-72-70	281	66,666.67	Craig Parry	58	74-74-70-75	293	37,000.00
Nick O'Hern	T26	67-69-75-70	281	66,666.67	Gregory Bourdy	T59	74-77-71-75	297	35,500.00
Robert Allenby	T26	69-73-69-70	281	66,666.66	Toru Taniguchi	T59	73-73-76-75	297	35,500.00

2005 American Express Championship

Harding Park Golf Course, San Francisco, CA
October 6-9, 2005

Purse: \$7,500,000

Par/Yards: 35-35-70/7,086

LEADERS		First Round	Second Round	Third Round		
	Colin Montgomerie	64 (-6)	Colin Montgomerie	133 (-7)	John Daly	201 (-9)
	Olin Browne	67 (-3)	John Daly	134 (-6)	Colin Montgomerie	202 (-8)
	Mark Calcavecchia	67 (-3)	David Howell	134 (-6)	Sergio Garcia	203 (-7)
	Chad Campbell	67 (-3)	Angel Cabrera	135 (-5)	Tiger Woods	203 (-7)
	John Daly	67 (-3)	Mark Calcavecchia	135 (-5)	Henrik Stenson	204 (-6)
	Fred Funk	67 (-3)	Fred Funk	135 (-5)		
	Sergio Garcia	67 (-3)	Jim Furyk	135 (-5)		
	David Howell	67 (-3)	Sean O'Hair	135 (-5)		
	Rod Pampling	67 (-3)	Tiger Woods	135 (-5)		
	Ian Poulter	67 (-3)				
	Vijay Singh	67 (-3)				
	Tiger Woods	67 (-3)				

CUT: There was no cut; 69 of the 71 professionals completed 72 holes.



WEATHER: Thursday: Sunny and unseasonably warm, with a high of 73. Cooling temperatures in the afternoon. Winds WNW at 10-15 mph. Friday: Patchy fog in the morning. Cloudy most of the day, with a high of 61. Winds WNW at 10-15 mph. Saturday: Mostly sunny and cool, with a high of 64. Winds WNW at 15 mph, with gusts up to 25 mph. Sunday: Mostly sunny, with temperatures reaching 68. Winds NW at 10-12 mph.

Winner: Tiger Woods 67-68-68-67 270 \$1,300,000.00
(Won playoff with a par-4 on second extra hole)

Tiger Woods	67-68-68-67	270	\$1,300,000.00	Sean O'Hair	T35	68-67-71-77	283	\$54,500.00	
John Daly	67-67-67-69	270	750,000.00	Olin Browne	T37	67-74-73-70	284	51,500.00	
Henrik Stenson	T3	70-67-67-68	272	353,666.67	Ben Crane	T37	70-68-76-70	284	51,500.00
Sergio Garcia	T3	67-69-67-69	272	353,666.67	Niclas Fasth	T37	70-70-73-71	284	51,500.00
Colin Montgomerie	T3	64-69-69-70	272	353,666.67	Peter Lonard	T37	73-71-69-71	284	51,500.00
David Howell	T6	67-67-74-67	275	187,500.00	Miguel Angel Jimenez	T41	69-70-73-73	285	48,500.00
Graeme McDowell	T6	69-70-68-68	275	187,500.00	Rod Pampling	T41	67-71-76-71	285	48,500.00
Vijay Singh	T6	67-70-69-69	275	187,500.00	K.J. Choi	T43	70-71-72-73	286	46,000.00
David Toms	T6	68-68-70-69	275	187,500.00	Zach Johnson	T43	68-69-74-75	286	46,000.00
Stephen Ames	T10	72-64-71-69	276	140,000.00	Simon Yates	T43	73-68-70-75	286	46,000.00
Stuart Appleby	T11	71-65-69-72	277	115,000.00	Michael Campbell	T46	71-68-72-76	287	43,250.00
Luke Donald	T11	70-71-68-68	277	115,000.00	Stewart Cink	T46	70-72-75-70	287	43,250.00
Davis Love III	T11	71-68-71-67	277	115,000.00	Kenneth Ferrie	T46	74-67-71-75	287	43,250.00
Shigeki Maruyama	T11	74-69-67-67	277	115,000.00	Justin Leonard	T46	75-72-71-69	287	43,250.00
Fred Couples	T15	74-69-66-69	278	87,333.34	Joe Ogilvie	50	71-74-68-75	288	42,000.00
Chad Campbell	T15	67-70-70-71	278	87,333.33	Nick Dougherty	T51	71-74-72-72	289	40,500.00
Jim Furyk	T15	68-67-71-72	278	87,333.33	Richard Green	T51	69-74-76-70	289	40,500.00
Angel Cabrera	T18	69-66-72-72	279	77,000.00	Jose Maria Olazabal	T51	72-72-76-69	289	40,500.00
Tim Clark	T18	69-69-72-69	279	77,000.00	Jyoti Randhawa	T51	70-70-74-75	289	40,500.00
Stephen Dodd	T18	70-68-70-71	279	77,000.00	Lee Westwood	T51	71-75-75-68	289	40,500.00
Bradley Dredge	T18	69-69-72-69	279	77,000.00	Bart Bryant	T56	71-76-71-72	290	38,500.00
Ian Poulter	T18	67-70-72-70	279	77,000.00	Mark Hensby	T56	72-74-71-73	290	38,500.00
Charl Schwartzel	T18	72-66-74-67	279	77,000.00	Nick O'Hern	T56	75-69-71-75	290	38,500.00
Mike Weir	T18	73-67-70-69	279	77,000.00	Gavin Coles	59	71-74-75-71	291	37,500.00
Mark Calcavecchia	T25	67-68-74-71	280	66,000.00	Thongchai Jaidee	60	73-72-73-74	292	37,000.00
Yasuharu Imano	T25	69-68-72-71	280	66,000.00	Tom Lehman	61	73-74-72-74	293	36,500.00
Brandt Jobe	T25	68-71-71-70	280	66,000.00	Scott Verplank	T62	72-69-76-77	294	35,750.00
Billy Mayfair	T25	69-67-73-71	280	66,000.00	Euan Walters	T62	74-72-75-73	294	35,750.00
Fred Funk	T29	67-68-75-71	281	60,000.00	Chris DiMarco	T64	71-75-73-76	295	34,750.00
Phil Mickelson	T29	71-69-73-68	281	60,000.00	S.K. Ho	T64	72-77-71-75	295	34,750.00
Adam Scott	T29	68-70-69-74	281	60,000.00	Ted Purdy	66	71-75-75-76	297	34,000.00
Jason Bohn	T32	70-68-70-74	282	57,000.00	Padraig Harrington	67	74-72-80-73	299	33,500.00
Kenny Perry	T32	76-69-69-68	282	57,000.00	Neil Cheetham	68	77-78-72-76	303	33,000.00
Vaughn Taylor	T32	71-72-66-73	282	57,000.00	Warren Abery	69	80-77-75-74	306	32,500.00
Paul McGinley	T35	73-65-72-73	283	54,500.00					

2004 American Express Championship

Mount Juliet Conrad; Thomastown, Co. Kilkenny, Ireland
September 30-October 3, 2004

Purse: \$6,000,000

Par/Yards: 36-36-72/7,256

LEADERS		Ernie Els	69 (T13)
First Round		Second Round	
Todd Hamilton	66 (-6)	Ernie Els	133 (-11)
Stuart Appleby	67 (-5)	Todd Hamilton	135 (-9)
Luke Donald	67 (-5)	Miguel Angel Jimenez	135 (-9)
		Justin Leonard	136 (-8)
Steve Flesch	67 (-5)		
Sergia Garcia	67 (-5)	Third Round	
Miguel Angel Jimenez	67 (-5)	Ernie Els	201 (-15)
Adam Scott	67 (-5)	Thomas Bjorn	203 (-13)
		Todd Hamilton	204 (-12)
		Padraig Harrington	204 (-12)
		David Howell	204 (-12)

CUT: There was no cut; all 68 professionals completed 72 holes.



WEATHER: Due to rain on Wednesday, players were allowed preferred lies all four rounds. Thursday, dry and cool with temperatures in the high 50s. Sunny spells with increased clouds in the late afternoon. Friday, high 50s, breezy and overcast with heavy rains in the morning and occasional showers the rest of the day. Winds gusts up to 25 mph. Occasional patches of sunshine. Saturday, cool and partly cloudy with temperatures reaching 60. Light shower in the early afternoon. On Sunday, players teed off Nos. 1 and 10 in threesomes due to impending threatening weather. Cool and cloudy with steady rain mid-morning. Temperatures in the low 50s.

Winner: Ernie Els 66-64-68-69 270 \$1,200,000.00

Ernie Els	1	69-64-68-69	270	\$1,200,000.00	Bob Tway	T28	71-70-72-73	286	\$54,625.00
Thomas Bjorn	2	68-69-66-68	271	675,000.00	Stephen Ames	T36	73-72-70-72	287	48,000.00
David Howell	3	69-69-66-71	275	450,000.00	Fred Couples	T36	73-67-70-77	287	48,000.00
Darren Clarke	T4	71-72-65-68	276	308,000.00	Chris DiMarco	T36	69-75-70-73	287	48,000.00
Sergio Garcia	T4	67-72-67-70	276	308,000.00	Jim Furyk	T36	70-70-71-76	287	48,000.00
Retief Goosen	T6	68-69-68-72	277	200,000.00	Adam Scott	T36	67-74-73-73	287	48,000.00
Todd Hamilton	T6	66-69-69-73	277	200,000.00	Thongchai Jaidee	T41	71-75-71-71	288	44,500.00
Padraig Harrington	T6	69-69-66-73	277	200,000.00	Davis Love III	T41	74-69-69-76	288	44,500.00
Tiger Woods	9	68-70-70-70	278	155,000.00	Arjun Atwal	T43	71-78-70-70	289	42,000.00
Zach Johnson	10	68-71-69-71	279	135,000.00	Scott Drummond	T43	69-71-73-76	289	42,000.00
Luke Donald	T11	67-71-71-71	280	112,500.00	Jay Haas	T43	72-71-70-76	289	42,000.00
Mark Hensby	T11	73-73-69-65	280	112,500.00	Graeme McDowell	T43	73-70-75-71	289	42,000.00
Brad Faxon	T13	70-68-72-71	281	90,000.00	Peter Senior	T43	69-74-74-72	289	42,000.00
David Toms	T13	70-74-68-69	281	90,000.00	Desvonde Botes	T48	70-72-75-74	291	40,250.00
Lee Westwood	T13	68-69-71-73	281	90,000.00	Joakim Haeggman	T48	71-71-73-76	291	40,250.00
Stuart Appleby	T16	67-74-70-72	283	79,000.00	Chad Campbell	T50	70-79-71-72	292	39,000.00
Angel Cabrera	T16	69-69-74-71	283	79,000.00	Andrew McLardy	T50	73-73-70-76	292	39,000.00
Miguel A. Jimenez	T16	67-68-75-73	283	79,000.00	Chris Riley	T50	70-75-73-74	292	39,000.00
Jerry Kelly	T16	69-73-69-72	283	79,000.00	S.K. Ho	53	71-76-72-74	293	38,000.00
Shigeki Maruyama	T16	70-70-73-70	283	79,000.00	Robert Allenby	T54	68-74-75-77	294	37,000.00
Paul Casey	T21	72-70-71-71	284	72,000.00	Tim Herron	T54	73-75-72-74	294	37,000.00
Rory Sabbatini	T21	71-70-70-73	284	72,000.00	Scott Verplank	T54	71-82-72-69	294	37,000.00
Stewart Cink	T23	71-73-67-74	285	65,000.00	K.J. Choi	T57	71-76-75-73	295	35,750.00
Steve Flesch	T23	67-70-74-74	285	65,000.00	Jean-Francois Remesy ..	T57	72-71-75-77	295	35,750.00
Trevor Immelman	T23	71-71-72-71	285	65,000.00	Darren Fichardt	T59	76-71-74-75	296	34,250.00
Barry Lane	T23	69-72-72-72	285	65,000.00	Charles Howell III	T59	74-73-71-78	296	34,250.00
Peter Lonard	T23	69-70-70-76	285	65,000.00	Fredrik Jacobson	T59	74-76-72-74	296	34,250.00
Alex Cejka	T28	70-74-69-73	286	54,625.00	Jonathan Kaye	T59	70-73-73-80	296	34,250.00
Carlos Franco	T28	69-72-75-70	286	54,625.00	Stephen Leaney	63	73-75-71-78	297	33,000.00
Richard Green	T28	72-70-72-72	286	54,625.00	Yong Eun Yang	64	75-76-71-77	299	32,500.00
Justin Leonard	T28	68-68-77-73	286	54,625.00	Andre Stolz	65	70-76-75-79	300	32,000.00
Thomas Levett	T28	73-71-73-69	286	54,625.00	Michael Campbell	66	74-77-73-80	304	31,500.00
Paul McGinley	T28	70-75-71-70	286	54,625.00	Shingo Katayama	67	79-76-76-75	306	31,000.00
Nick O'Hern	T28	68-73-75-70	286	54,625.00	Lian-wei Zhang	68	75-77-76-79	307	30,500.00

2003 American Express Championship

Capital City Club, Woodstock, GA, Crabapple Course
October 2-5, 2003

Purse: \$6,000,000

Par/Yards: 35-35-70/7,189

LEADERS	First Round	Second Round	Third Round
	Sergio Garcia..... 65 (-5)	Tiger Woods..... 133 (-7)	Tiger Woods..... 202 (-8)
	Tim Herron..... 66 (-4)	K.J. Choi..... 138 (-2)	Vijay Singh..... 204 (-6)
	Rocco Mediate..... 66 (-4)	Sergio Garcia..... 138 (-2)	Tim Herron..... 205 (-5)
	K.J. Choi..... 67 (-3)	Tim Herron..... 138 (-2)	K.J. Choi..... 206 (-4)
	Tiger Woods..... 67 (-3)	Rocco Mediate..... 138 (-2)	
		Stuart Appleby..... 139 (-1)	



CUT: There was no cut; all of the 72 professionals completed 72 holes.

WEATHER: Mostly sunny and breezy on Thursday, with temperatures reaching 67 and NE winds 10-18 mph. Due to an expected frost delay on Friday, tee times were pushed back and players were grouped in threesomes off of one tee. Temperatures in the 40s on Friday but rose to a high of 70. Mostly sunny and windy at times. Partly cloudy and warm on Saturday, with temperatures in the mid 70s. A mix of sun and clouds on Sunday, with temperatures hitting 77.

Winner: Tiger Woods 67-66-69-72 274 \$1,050,000.00

Stuart Appleby..... T2	71-68-69-68	276	\$405,000.00	Darren Clarke..... T38	69-82-72-68	291	\$38,500.00
Tim Herron..... T2	66-72-67-71	276	405,000.00	Phil Mickelson..... T38	73-77-70-71	291	38,500.00
Vijay Singh..... T2	70-70-64-72	276	405,000.00	Alastair Forsyth..... T40	71-77-71-73	292	36,250.00
David Toms..... T5	73-72-67-65	277	235,000.00	Fred Funk..... T40	73-74-69-76	292	36,250.00
K.J. Choi..... T6	67-71-68-73	279	182,500.00	Davis Love III..... T40	74-77-70-71	292	36,250.00
Padraig Harrington..... T6	71-73-69-66	279	182,500.00	Adam Scott..... T40	70-73-75-74	292	36,250.00
Paul Casey..... T8	73-71-66-71	281	137,500.00	Trevor Immelman..... T44	70-77-71-75	293	34,250.00
Retief Goosen..... T8	73-69-67-72	281	137,500.00	Shaun Micheel..... T44	72-75-71-75	293	34,250.00
Fred Couples..... T10	71-73-70-68	282	111,250.00	Peter O'Malley..... T44	69-74-70-80	293	34,250.00
Ignacio Garrido..... T10	68-71-69-74	282	111,250.00	Ian Poulter..... T44	73-74-68-78	293	34,250.00
Alex Cejka..... T12	70-76-72-65	283	89,375.00	Arjun Atwal..... T48	76-72-72-74	294	32,500.00
Ernie Els..... T12	71-74-71-67	283	89,375.00	Hennie Otto..... T48	76-73-73-72	294	32,500.00
Jim Furyk..... T12	70-74-69-70	283	89,375.00	Nick Price..... T48	71-73-73-77	294	32,500.00
Sergio Garcia..... T12	65-73-70-75	283	89,375.00	Taichi Teshima..... T51	77-75-70-73	295	31,083.34
Niclas Fasth..... T16	68-76-70-70	284	71,000.00	Colin Montgomerie..... T51	74-75-70-76	295	31,083.33
Brad Faxon..... T16	75-71-66-72	284	71,000.00	Scott Verplank..... T51	75-75-68-77	295	31,083.33
Rocco Mediate..... T16	66-72-73-73	284	71,000.00	Jay Haas..... T54	74-72-75-75	296	30,000.00
Loren Roberts..... T16	69-75-70-70	284	71,000.00	Len Mattiace..... T54	70-74-74-78	296	30,000.00
Jonathan Kaye..... T20	73-69-73-70	285	65,000.00	Craig Parry..... T54	76-72-75-73	296	30,000.00
Robert Allenby..... T21	72-76-73-65	286	60,000.00	Phillip Price..... T54	70-79-72-75	296	30,000.00
Steve Flesch..... T21	71-75-72-68	286	60,000.00	Jyoti Randhawa..... T54	69-77-74-76	296	30,000.00
Charles Howell III..... T21	76-75-65-70	286	60,000.00	Rich Beem..... T59	76-75-73-73	297	28,625.00
Jerry Kelly..... T21	70-72-69-75	286	60,000.00	Chad Campbell..... T59	74-76-73-74	297	28,625.00
Bob Estes..... T25	77-74-68-68	287	53,000.00	Raphael Jacquelin..... T59	77-80-68-72	297	28,625.00
Toshi Izawa..... T25	70-74-72-71	287	53,000.00	Soren Kjeldsen..... T59	70-75-74-78	297	28,625.00
Eduardo Romero..... T25	72-74-68-73	287	53,000.00	J.L. Lewis..... T59	72-74-77-74	297	28,625.00
David Howell..... T28	74-75-71-68	288	46,071.43	Bob Tway..... T59	73-80-70-74	297	28,625.00
Fredrik Jacobson..... T28	75-74-70-69	288	46,071.43	Kirk Triplett..... T65	74-72-70-82	298	27,750.00
Kenny Perry..... T28	70-74-70-74	288	46,071.43	Ben Curtis..... T66	76-76-72-75	299	27,375.00
Chris Riley..... T28	74-73-70-71	288	46,071.43	Thongchai Jaidee..... T66	73-72-72-82	299	27,375.00
Justin Rose..... T28	75-69-74-70	288	46,071.43	Michael Campbell..... T68	82-76-75-67	300	26,875.00
Mike Weir..... T28	69-73-72-74	288	46,071.43	Mark B. Foster..... T68	76-77-73-74	300	26,875.00
Thomas Bjorn..... T28	74-73-67-74	288	46,071.42	Chris DiMarco..... T70	76-74-76-75	301	26,375.00
Brian Davis..... T35	71-77-68-73	289	41,500.00	Scott Hoch..... T70	75-79-75-72	301	26,375.00
Lee Westwood..... T35	72-71-71-75	289	41,500.00	Todd Hamilton..... T72	78-81-72-71	302	26,000.00
Peter Lonard..... T37	75-74-70-71	290	40,000.00				

2002 American Express Championship

Mount Juliet Estate; Thomastown, Co. Kilkenny, Ireland
September 19-22, 2002

Purse: \$5,500,000

Par/Yards: 36-36-72/7,246

LEADERS	First Round	Second Round	Third Round
	Tiger Woods 65 (-7)	Tiger Woods 130 (-14)	Tiger Woods 197 (-19)
	Steve Lowery 66 (-6)	Jerry Kelly 132 (-12)	Retief Goosen 202 (-14)
	David Toms 66 (-6)	Steve Lowery 133 (-11)	Jerry Kelly 202 (-14)
	Chris DiMarco 67 (-5)	David Toms 133 (-11)	Steve Lowery 202 (-14)
	Gary Evans 67 (-5)	Retief Goosen 134 (-10)	Scott McCarron 202 (-14)
	Retief Goosen 67 (-5)		Vijay Singh 202 (-14)
	Jerry Kelly 67 (-5)		David Toms 202 (-14)
	Vijay Singh 67 (-5)		Rocco Mediate 203 (-13)
	Mike Weir 67 (-5)		



CUT: There was no cut; 64 of the 65 players completed 72 holes.

WEATHER: Mix of sun and clouds on Thursday with temperatures in the low 60s. More sun on Friday with similar temperatures. Temperatures reaching high 60s on Saturday with sun. Cloudy and a little cooler on Sunday.

Winner: Tiger Woods 65-65-67-66 263 \$1,000,000.00

Retief Goosen2	67-67-68-62	264	\$540,000.00	Jim Furyk T33	69-69-69-73	280	\$43,000.00
Vijay Singh3	67-69-66-65	267	367,500.00	Bernhard Langer T33	72-68-70-70	280	43,000.00
Jerry Kelly T4	67-65-70-66	268	235,000.00	Angel Cabrera T36	71-66-73-71	281	40,000.00
David Toms T4	66-67-69-66	268	235,000.00	José Coceres T36	68-72-71-70	281	40,000.00
Scott McCarron6	71-67-64-67	269	180,000.00	Eduardo Romero T36	70-71-70-70	281	40,000.00
Sergio Garcia7	69-69-70-62	270	155,000.00	Søren Hansen T39	75-68-65-74	282	37,250.00
Davis Love III8	69-67-68-67	271	130,000.00	Tom Lehman T39	73-72-67-70	282	37,250.00
Michael Campbell T9	71-66-71-64	272	111,000.00	Chris Riley T39	73-68-70-71	282	37,250.00
Bob Estes T9	68-68-69-67	272	111,000.00	Adam Scott T39	70-70-69-73	282	37,250.00
Stuart Appleby T11	69-66-70-68	273	84,250.00	Paul Azinger T43	73-73-71-66	283	35,500.00
Chris DiMarco T11	67-69-70-67	273	84,250.00	John Rollins T43	73-72-67-71	283	35,500.00
Niclas Fasth T11	68-69-72-64	273	84,250.00	Jeff Sluman T43	69-69-72-73	283	35,500.00
Justin Leonard T11	68-68-69-68	273	84,250.00	David Duval T46	71-65-72-76	284	34,000.00
Gary Evans T15	67-68-73-66	274	65,000.00	Len Mattiace T46	70-73-69-72	284	34,000.00
Steve Lowery T15	66-67-69-72	274	65,000.00	Justin Rose T46	73-70-72-69	284	34,000.00
Rocco Mediate T15	69-67-67-71	274	65,000.00	Rich Beem T49	70-69-74-72	285	32,000.00
Nick Price T15	68-71-69-66	274	65,000.00	John Cook T49	75-71-71-68	285	32,000.00
Scott Verplank T15	68-72-68-66	274	65,000.00	Brad Faxon T49	70-77-67-71	285	32,000.00
Mike Weir T15	67-70-68-69	274	65,000.00	Fred Funk T49	69-70-72-74	285	32,000.00
Padraig Harrington21	69-70-67-69	275	58,000.00	Craig Parry T49	68-71-74-72	285	32,000.00
Kenny Perry22	68-71-68-69	276	56,000.00	Paul Lawrie T54	71-70-74-71	286	30,000.00
Ernie Els T23	68-67-72-70	277	52,500.00	Peter Lonard T54	71-69-72-74	286	30,000.00
Scott Hoch T23	71-68-67-71	277	52,500.00	Carl Pettersson T54	72-72-68-74	286	30,000.00
Stephen Leaney T23	69-67-71-70	277	52,500.00	Anders Hansen T57	71-72-72-74	289	28,500.00
Phil Mickelson T23	70-72-71-64	277	52,500.00	Thongchai Jaidee T57	72-74-73-70	289	28,500.00
Thomas Björn T27	72-68-66-72	278	48,500.00	Peter O'Malley T57	75-73-71-70	289	28,500.00
Trevor Immelman T27	71-71-67-69	278	48,500.00	Scott Laycock60	74-72-72-72	290	27,500.00
José María Olazábal T27	68-72-69-69	278	48,500.00	Craig Perks61	74-74-75-68	291	27,000.00
Kevin Sutherland T27	69-68-70-71	278	48,500.00	Tim Clark62	74-69-76-73	292	26,500.00
Robert Allenby T31	72-70-67-70	279	45,500.00	Darren Clarke63	75-76-70-74	295	26,000.00
Colin Montgomerie T31	72-70-69-68	279	45,500.00	Kenichi Kuboya64	77-72-73-76	298	25,500.00
Mark Calcavecchia T33	72-70-71-67	280	43,000.00				

2001 American Express Championship

**Bellerive Country Club; St. Louis, MO
September 10-16, 2001**

Purse: \$5,000,000

Par/Yards: 36-35-71/7,278

NOTE: Tournament was canceled on Wednesday, Sept. 12, to give the deserved respect to the victims of the Sept. 11 terrorist tragedies in New York, Washington, D.C. and near Pittsburgh.

67 PLAYERS SCHEDULED IN THE FIELD:

Robert Allenby
Billy Andrade
Stuart Appleby
Paul Azinger
Aaron Baddeley
Angel Cabrera
Mark Calcavecchia
Michael Campbell
Stewart Cink
Darren Clarke
Jose Coceres
Chris DiMarco
Joe Durant
David Duval
Simon Dyson
Ernie Els
Niclas Fasth

Pierre Fulke
Fred Funk
Jim Furyk
Sergio Garcia
Retief Goosen
Padraig Harrington
Dudley Hart
Scott Hoch
John Huston
Miguel Angel Jimenez
Shingo Katayama
Jerry Kelly
Bernhard Langer
Tom Lehman
Justin Leonard
Thomas Levet
Frank Lickliter II

Peter Lonard
Davis Love III
Steve Lowery
Bob May
Billy Mayfair
Scott McCarron
Paul McGinley
Mark McNulty
Rocco Mediate
Phil Mickelson
Colin Montgomerie
Jesper Parnevik
Kenny Perry
Ian Poulter
Nick Price
Phillip Price
Adam Scott

Vijay Singh
Jeff Sluman
Steve Stricker
Hal Sutton
Hidemichi Tanaka
Toru Taniguchi
David Toms
Kirk Triplett
Bradford Vaughan
Scott Verplank
Mike Weir
Roger Wessels
Lee Westwood
Dean Wilson
Tiger Woods
Ian Woosnam

2000 American Express Championship

**Valderrama GC, Sotogrande, Andalusia, Spain
November 9-12, 2000**

Purse: \$5,000,000

Par/Yards: 36-36-72/6,974

LEADERS	First Round	Second Round	Third Round
Nick Price.....	63 (-9)	Nick Price.....	135 (-9)
Padraig Harrington.....	66 (-6)	Hidemichi Tanaka.....	137 (-7)
Andrew Coltart.....	67 (-5)	Padraig Harrington.....	138 (-6)
Scott Hoch.....	67 (-5)	Mark Calcavecchia.....	139 (-5)
Mike Weir.....	68 (-4)	Duffy Waldorf.....	139 (-5)
		Mike Weir.....	143 (T14)
			Hidemichi Tanaka.....
			207 (-9)
			Mark Calcavecchia.....
			208 (-8)
			Mike Weir.....
			208 (-8)
			Nick Price.....
			209 (-7)
			Tiger Woods.....
			209 (-7)

CUT: There was no cut; 52 of 55 starters completed 72 holes.



WEATHER: Cool temperatures the entire week. Winds stayed down most of Thursday, allowing for ideal playing conditions; the high temperature was at 60 degrees. Increased winds and overcast conditions all day Friday, with winds reaching 30 mph and high temperatures in the low 60s. Slightly warmer temperatures Saturday, with winds easing later in the afternoon. Calm winds on Sunday, with overcast skies and temperatures reaching the low 70s.

Winner: Mike Weir 68-75-65-69 277 \$1,000,000.00

Lee Westwood.....	2	72-72-68-67	279	\$500,000.00	Miguel Angel Jiménez....	T25	74-73-70-72	289	\$46,500.00
Vijay Singh.....	T3	71-70-71-68	280	287,000.00	Justin Leonard.....	T25	72-74-69-74	289	46,500.00
Duffy Waldorf.....	T3	70-69-72-69	280	287,000.00	Colin Montgomerie.....	T25	75-67-73-74	289	46,500.00
Sergio Garcia.....	T5	69-74-74-64	281	157,500.00	Gary Orr.....	T25	71-74-73-71	289	46,500.00
Padraig Harrington.....	T5	66-72-73-70	281	157,500.00	Eduardo Romero.....	T25	71-72-74-72	289	46,500.00
Nick Price.....	T5	63-72-74-72	281	157,500.00	Nobuhito Sato.....	T25	73-73-72-71	289	46,500.00
Tiger Woods.....	T5	71-69-69-72	281	157,500.00	David Toms.....	T25	70-75-72-72	289	46,500.00
Michael Campbell.....	9	72-71-69-70	282	115,000.00	Retief Goosen.....	T35	69-75-74-72	290	39,500.00
Mark Calcavecchia.....	10	72-67-69-75	283	105,000.00	Bernhard Langer.....	T35	75-69-76-70	290	39,500.00
Steve Flesch.....	T11	71-72-73-68	284	87,166.67	Paul McGinley.....	T35	70-77-70-73	290	39,500.00
Bob May.....	T11	71-69-72-72	284	87,166.67	Naomichi Joe Ozaki.....	T35	72-76-71-71	290	39,500.00
Hidemichi Tanaka.....	T11	71-66-70-77	284	87,166.66	Jeff Maggert.....	39	72-71-75-74	292	37,000.00
José Coceres.....	T14	70-71-74-70	285	68,500.00	Thomas Björn.....	T40	70-77-71-75	293	35,500.00
Kirk Triplett.....	T14	72-73-71-69	285	68,500.00	Darren Fichardt.....	T40	76-80-69-68	293	35,500.00
Chris Perry.....	16	68-72-75-71	286	64,000.00	Pierre Fulke.....	T42	75-77-73-69	294	33,000.00
Angel Cabrera.....	T17	74-74-67-73	288	56,250.00	Mathias Grönberg.....	T42	74-70-79-71	294	33,000.00
Darren Clarke.....	T17	74-70-74-70	288	56,250.00	Peter Senior.....	T42	73-77-72-72	294	33,000.00
Andrew Coltart.....	T17	67-75-74-72	288	56,250.00	Lucas Parsons.....	T45	78-72-75-70	295	30,166.67
Nic Henning.....	T17	69-74-73-72	288	56,250.00	Dennis Paulson.....	T45	75-71-72-77	295	30,166.67
Scott Hoch.....	T17	67-76-71-74	288	56,250.00	Carlos Franco.....	T45	69-77-71-78	295	30,166.66
Franklin Langham.....	T17	68-74-76-70	288	56,250.00	Dudley Hart.....	T48	72-76-73-76	297	28,750.00
José María Olazábal.....	T17	70-76-69-73	288	56,250.00	Scott Verplank.....	T48	71-80-76-70	297	28,750.00
Phillip Price.....	T17	73-72-69-74	288	56,250.00	Shigeaki Maruyama.....	T50	71-77-78-72	298	27,750.00
Robert Allenby.....	T25	69-76-73-71	289	46,500.00	Tjaart van der Walt.....	T50	76-73-75-74	298	27,750.00
Stuart Appleby.....	T25	72-76-71-70	289	46,500.00	Kyi Hla Han.....	52	75-74-77-77	303	27,000.00
Chris DiMarco.....	T25	74-74-73-68	289	46,500.00					

1999 American Express Championship

**Valderrama GC, Sotogrande, Andalucia, Spain
November 4-7, 1999**

Purse: \$5,000,000

Par/Yards: 35-36-71/6,830

LEADERS	First Round	Second Round	Third Round
	Henrik Stenson 67 (-5)	Tiger Woods 137 (-7)	Tiger Woods 205 (-11)
	Robert Allenby 67 (-5)	Rod Pampling 139 (-5)	Brett Wetterich 209 (-7)
	Thomas Bjorn 68 (-4)	Aaron Baddeley 140 (-4)	Nick O'Hern 210 (-6)
	Aaron Baddeley 69 (-3)	Thomas Bjorn 140 (-4)	
	Charles Howell III 69 (-3)	Ernie Els 140 (-4)	
	Jose Maria Olazabal 69 (-3)	Charles Howell III 140 (-4)	
	Tiger Woods 71 (T10)	Trevor Immelman 140 (-4)	
		Zach Johnson 140 (-4)	
		Henrik Stenson 140 (-4)	



CUT: There was no cut; 61 of 62 starters completed 72 holes.

WEATHER: Overcast, cool and blustery Thursday, with winds off the Mediterranean Sea. Warmer Friday and Saturday, with winds blowing from the opposite direction on Saturday. Beautiful Sunday, with winds gusty at times.

Winner: Tiger Woods 71-69-70-68 278 \$1,000,000.00
(Won playoff with birdie-3 on first extra hole)

Miguel Angel Jiménez 2	72-68-69-69	278	\$400,000.00	Jean Van De Velde T30	72-73-70-76	291	\$37,750.00
Dudley Hart 3	75-68-70-70	283	300,000.00	Mike Weir T30	73-68-72-78	291	37,750.00
Nick Price T4	69-71-70-74	284	176,666.67	Steve Elkington T34	74-72-71-75	292	36,000.00
Lee Westwood T4	73-67-71-73	284	176,666.67	John Huston T34	72-74-72-74	292	36,000.00
Stewart Cink T4	75-65-71-73	284	176,666.66	Jeff Sluman T34	77-70-69-76	292	36,000.00
Fred Funk T7	71-68-74-72	285	135,000.00	Paul Lawrie T37	76-68-76-73	293	34,500.00
Sergio Garcia T7	74-69-69-73	285	135,000.00	Rodney Pampling T37	71-74-69-79	293	34,500.00
Scott Hoch T7	69-70-72-74	285	135,000.00	Bob Tway T37	75-72-71-75	293	34,500.00
Chris Perry T7	70-67-72-76	285	135,000.00	Darren Clarke T40	79-67-71-78	295	32,250.00
Bob Estes T11	69-72-72-73	286	93,000.00	Ernie Els T40	74-75-71-75	295	32,250.00
Jim Furyk T11	68-73-71-74	286	93,000.00	Phil Mickelson T40	69-71-77-78	295	32,250.00
Justin Leonard T11	71-67-72-76	286	93,000.00	Naomichi Joe Ozaki T40	76-71-69-79	295	32,250.00
José Maria Olazábal T11	73-69-69-75	286	93,000.00	Loren Roberts T40	72-72-71-80	295	32,250.00
David Toms T11	72-68-71-75	286	93,000.00	Duffy Waldorf T40	74-77-73-71	295	32,250.00
Tim Herron T16	71-66-75-75	287	70,000.00	Notah Begay III T46	77-71-73-75	296	30,250.00
Davis Love III T16	74-70-73-70	287	70,000.00	Steve Pate T46	72-74-72-78	296	30,250.00
Vijay Singh T16	67-71-75-74	287	70,000.00	Scott Dunlap T48	74-71-75-77	297	28,500.00
Hal Sutton 19	75-66-69-78	288	62,000.00	Carlos Franco T48	75-73-74-75	297	28,500.00
Bob May T20	77-69-74-69	289	52,800.00	Bernhard Langer T48	71-70-80-76	297	28,500.00
Colin Montgomerie T20	70-72-72-75	289	52,800.00	Jeff Maggert T48	70-74-79-74	297	28,500.00
Craig Parry T20	72-73-71-73	289	52,800.00	Ted Tryba T48	77-71-70-79	297	28,500.00
Dennis Paulson T20	76-71-68-74	289	52,800.00	Kazuhiko Hosokawa T53	73-73-72-80	298	27,125.00
Jarmo Sandelin T20	70-74-75-70	289	52,800.00	Robert Karlsson T53	74-68-74-82	298	27,125.00
Angel Cabrera T25	74-74-70-72	290	41,750.00	Alexander Cejka T55	79-76-72-72	299	26,500.00
Retief Goosen T25	75-69-74-72	290	41,750.00	Brent Geiberger T55	75-71-68-85	299	26,500.00
Mark James T25	69-70-74-77	290	41,750.00	Brian Watts T55	75-74-79-71	299	26,500.00
Tom Lehman T25	72-67-71-80	290	41,750.00	Craig A. Spence 58	72-73-75-80	300	26,000.00
Jarrod Moseley T25	76-69-72-73	290	41,750.00	Thomas Björn T59	72-81-74-77	304	25,625.00
Stuart Appleby T30	76-66-74-75	291	37,750.00	David Frost T59	76-73-74-81	304	25,625.00
Padraig Harrington T30	76-74-70-71	291	37,750.00	Richard Kaplan 61	78-75-73-80	306	25,250.00

2019 FedEx St. Jude Invitational Facts

**EVENT:**

World Golf Championships-FedEx St. Jude Invitational (WGC-FedEx St. Jude Invitational on second reference)

The FedEx St. Jude Invitational is one of four World Golf Championships sanctioned and organized by the operational committee of the International Federation of PGA Tours, which includes the Asian Tour, Japan Golf Tour, PGA TOUR, PGA Tour of Australasia and Southern Africa Tour. The other World Golf Championships include the Mexico Championship, Dell Technologies Match Play and HSBC Champions.

DATE:

July 24-28, 2019

SITE:

TPC Southwind

PAR/YARDAGE:

TBD

2018 CHAMPION:

Justin Thomas, 265 (-15)

ARCHITECT:

Ron Prichard (1988) with Hubert Green, Fuzzy Zoeller as consultants

FORMAT:

Four-day, 72-hole stroke-play competition; no cut

PURSE:

\$10.25 million (US); \$1.745 million to the winner Prize money will be considered official on each player's home Tour.

ELIGIBILITY:

Estimated field size – 75 players

- Playing members of the 2018 U.S. and European Ryder Cup teams.
- The top-50 players, including any tied for 50th place, from the Official World Golf Ranking as of Monday, July 15, 2019 (i.e. through completion of the John Deere Classic) and Monday, July 22, 2018 (i.e. through completion of The Open Championship/Barbasol Championship).
- Tournament winners, whose victories are considered official, of tournaments from the Federation Tours since the prior year's FedEx St. Jude Invitational (with an Official World Golf Ranking Strength of Field Rating of 115 points or more).
- The winner of the following tournaments from each of the following Tours:
 - Japan Golf Tour: Japan Golf Tour Championship (2019) and Bridgestone Open (2018)
 - Australasian Tour: Australian PGA Championship (2018)
 - Southern Africa Tour: TBD
 - Asian Tour: Indonesian Masters (2018)

TV LISTINGS:

The FedEx St. Jude Invitational is broadcast to 226 countries and territories in 23 languages.

Thursday and Friday	2 - 7 p.m.	GOLF Channel		
Saturday and Sunday	12 - 1:45 p.m.	GOLF Channel	2 - 6 p.m.	CBS

TROPHY:

Gary Player Cup

WEBSITE:

www.wgcfedex.com

TICKETS:

Tickets may be purchased by visiting www.wgcfedex.com.

2019 FedEx St. Jude Invitational Facts (cont.)

CHARITABLE PROCEEDS:

Memphis has had a PGA TOUR stop since 1958 and the St. Jude Children's Hospital has been the direct charitable beneficiary since 1970, with the tournament raising over \$45 million for St. Jude's.

ABOUT FEDEX CORP.:

FedEx Corp. (NYSE: FDX) provides customers and businesses worldwide with a broad portfolio of transportation, e-commerce and business services. With annual revenues of \$62 billion, the company offers integrated business applications through operating companies competing collectively and managed collaboratively, under the respected FedEx brand. Consistently ranked among the world's most admired and trusted employers, FedEx inspires its more than 400,000 team members to remain "absolutely, positively" focused on safety, the highest ethical and professional standards and the needs of their customers and communities. To learn more about how FedEx connects people and possibilities around the world, please visit about.fedex.com.

UMBRELLA SPONSORS:

FedEx, HSBC, Grupo Salinas, Dell Technologies

SOCIAL MEDIA:

Facebook: /WGCFedEx

Twitter: @WGCFedEx

Instagram: @WGCFedEx

CHAMPIONSHIP OFFICE:

World Golf Championships-FedEx St. Jude Invitational

3325 Club at Southwind

Memphis, TN 38125

Phone: 901-748-0534

EXECUTIVE DIRECTOR:

Darrell Smith

TOURNAMENT DIRECTOR:

Erin Stone

TOURNAMENT SERVICES MANAGER:

Katy Pendgraft

TOURNAMENT OPERATIONS MANAGER:

Tim Lawman

SALES MANAGER:

Matt Young

SALES COORDINATOR:

Brian Vinson

ACCOUNT EXECUTIVE:

Russ Gordon

MEDIA CONTACTS:

Darrell Smith, Executive Director, WGC-FedEx St. Jude Invitational

901-748-0534, darrellsmith@pgatourhq.com

Nick Parker, Communications Manager, PGA TOUR

904-806-4582, nickparker@pgatourhq.com

Michael Baliker, Communications Manager, PGA TOUR

904-273-7664, michaelbaliker@pgatourhq.com

2018 Bridgestone Invitational

Firestone Country Club (South); Akron, OH
July 30 - August 6, 2018

Purse: \$10,000,000

Par/Yards: 35-35-70/7,400

LEADERS		First Round	Second Round	Third Round
	Ian Poulter	62 (-8)	Tommy Fleetwood	129 (-11)
	Rickie Fowler	63 (-7)	Ian Poulter	129 (-11)
	Kyle Stanley	63 (-7)	Justin Thomas	129 (-11)
	Patrick Cantlay	64 (-6)	Jason Day	131 (-9)
	Si Woo Kim	64 (-6)	Kyle Stanley	131 (-9)
	Jon Rahm	64 (-6)		
	Justin Thomas	65 (-5)		
				Justin Thomas
				Rory McIlroy
				Ian Poulter
				Jason Day
				Marc Leishman
				Kyle Stanley

CUT: No cut. All 71 professionals completed 72 holes.

WEATHER: Thursday: Mostly cloudy. High of 83. Wind SW 4-8 mph. Friday: Partly cloudy. High of 86. Wind WSW 3-6 mph. Saturday: Partly cloudy. High of 90. Wind WSW 5-10 mph. Sunday: Partly cloudy. High of 91. Wind WSW 5-10 mph.



Winner: Justin Thomas 65-64-67-69 265 \$1,700,000.00

Justin Thomas	1	65-64-67-69 265	550.00	\$1,700,000.00	Bubba Watson	T31	71-69-67-73 280	24.79	\$74,750.00
Kyle Stanley	2	63-68-70-68 269	315.00	1,072,000.00	Tiger Woods	T31	66-68-73-73 280	24.79	74,750.00
Dustin Johnson	T3	69-71-66-64 270	170.00	510,000.00	Kevin Chappell	T39	71-72-68-70 281	14.92	66,250.00
Thorbjørn Olesen	T3	71-67-68-64 270		510,000.00	Sergio Garcia	T39	70-69-67-75 281	14.92	66,250.00
Brooks Koepka	5	66-70-68-67 271	115.00	357,000.00	Kevin Kisner	T39	74-68-68-71 281	14.92	66,250.00
Patrick Cantlay	T6	64-72-68-68 272	93.00	241,375.00	HaoTong Li	T39	66-67-72-76 281		66,250.00
Anirban Lahiri	T6	65-70-69-68 272	93.00	241,375.00	Hideki Matsuyama	T39	67-72-70-72 281	14.92	66,250.00
Rory McIlroy	T6	65-67-67-73 272	93.00	241,375.00	Francesco Molinari	T39	70-72-70-69 281	14.92	66,250.00
Aaron Wise	T6	67-71-67-67 272	93.00	241,375.00	Wade Ormsby	T39	69-71-68-73 281		66,250.00
Jason Day	T10	65-66-69-73 273	71.25	160,875.00	Henrik Stenson	T39	70-69-69-73 281	14.92	66,250.00
Tony Finau	T10	68-66-71-68 273	71.25	160,875.00	Ryuko Tokimatsu	T39	68-71-71-71 281		66,250.00
Si Woo Kim	T10	64-68-72-69 273	71.25	160,875.00	Daniel Berger	T48	67-71-71-73 282	9.63	59,250.00
Ian Poulter	T10	62-67-70-74 273	71.25	160,875.00	Alexander Björk	T48	69-71-71-71 282		59,250.00
Tommy Fleetwood	T14	66-63-74-71 274	59.33	128,250.00	Matthew Fitzpatrick	T48	66-70-73-73 282		59,250.00
Matt Kuchar	T14	68-70-67-69 274	59.33	128,250.00	Russell Knox	T48	67-70-73-72 282	9.63	59,250.00
Marc Leishman	T14	65-69-67-73 274	59.33	128,250.00	Ted Potter, Jr.	T48	70-66-75-71 282	9.63	59,250.00
Rafa Cabrera Bello	T17	68-67-69-71 275	51.03	104,250.00	Austin Cook	T53	73-69-71-70 283	7.16	54,875.00
Ross Fisher	T17	67-68-71-69 275	51.03	104,250.00	Charley Hoffman	T53	69-70-73-71 283	7.16	54,875.00
Rickie Fowler	T17	63-74-65-73 275	51.03	104,250.00	Brandon Stone	T53	71-74-66-72 283		54,875.00
Zach Johnson	T17	69-70-67-69 275	51.03	104,250.00	Jhonattan Vegas	T53	70-75-70-68 283	7.16	54,875.00
Jon Rahm	T17	64-70-68-73 275	51.03	104,250.00	Byeong Hun An	T57	68-72-75-69 284	6.12	52,750.00
Gary Woodland	T17	67-71-69-68 275	51.03	104,250.00	Andrew Landry	T57	70-67-74-73 284	6.12	52,750.00
Cameron Smith	23	70-70-69-67 276	44.20	92,250.00	Adam Scott	T57	68-75-67-74 284	6.12	52,750.00
Luke List	T24	65-68-71-73 277	39.38	87,250.00	Jordan Spieth	T60	71-72-68-74 285	5.55	51,500.00
Phil Mickelson	T24	66-69-72-70 277	39.38	87,250.00	Brendan Steele	T60	73-69-70-73 285	5.55	51,500.00
Louis Oosthuizen	T24	68-66-69-74 277	39.38	87,250.00	Brian Harman	62	71-68-72-75 286	5.21	50,750.00
Webb Simpson	T24	69-65-71-72 277	39.38	87,250.00	Branden Grace	T63	73-74-71-69 287	4.76	49,750.00
Tyrrell Hatton	T28	68-67-72-71 278	34.28	81,250.00	Satoshi Kodaira	T63	73-69-71-74 287	4.76	49,750.00
Patrick Reed	T28	66-70-70-72 278	34.28	81,250.00	Pat Perez	T63	68-70-73-76 287	4.76	49,750.00
Bryson DeChambeau	30	75-69-68-67 279	31.73	79,250.00	Paul Dunne	T66	71-68-75-74 288		48,500.00
Kiradech Aphibarnrat	T31	70-70-69-71 280		74,750.00	Emiliano Grillo	T66	72-70-68-78 288	4.19	48,500.00
Paul Casey	T31	68-71-71-70 280	24.79	74,750.00	Xander Schauffele	68	69-73-72-78 292	3.85	47,750.00
Patton Kizzire	T31	68-67-74-71 280	24.79	74,750.00	Kodai Ichihara	T69	73-74-78-68 293		47,000.00
Kevin Na	T31	65-72-70-73 280	24.79	74,750.00	Shubhankar Sharma	T69	72-79-72-70 293		47,000.00
Alex Noren	T31	70-73-66-71 280	24.79	74,750.00	Jaco Ahlbers	71	68-79-77-79 303		46,500.00
Charl Schwartzel	T31	71-72-74-63 280	24.79	74,750.00					

2017 Bridgestone Invitational

Firestone Country Club (South); Akron, OH
July 31 - August 6, 2017

Purse: \$9,750,000

Par/Yards: 35-35-70/7,400

LEADERS		First Round	Second Round	Third Round		
	Thomas Pieters	65 (-5)	Jimmy Walker	133 (-7)	Zach Johnson	201 (-9)
	Russell Knox	66 (-4)	Thomas Pieters	135 (-5)	Thomas Pieters	201 (-9)
	Ross Fisher	67 (-3)	Zach Johnson	136 (-4)	Scott Hend	202 (-8)
	Kevin Kisner	67 (-3)	Hideki Matsuyama	136 (-4)	Hideki Matsuyama	203 (-7)
	Rory McIlroy	67 (-3)	Rory McIlroy	136 (-4)	Adam Hadwin	204 (-6)
	Jon Rahm	67 (-3)			Charley Hoffman	204 (-6)
	Jordan Spieth	67 (-3)			Rory McIlroy	204 (-6)
	Bubba Watson	67 (-3)				
	Hideki Matsuyama	69 (-1)				

CUT: No cut. All 76 professionals completed 72 holes.

WEATHER: Thursday: Cloudy skies with a high of 85. Wind SW 4-8 mph, increasing to 6-12 mph later in the day.
Friday: After morning thunderstorms, the second round began at 8:15 a.m. ET, 45 minutes later than originally scheduled. Scattered showers continued throughout the day before play was suspended at 10:29 a.m. due to lightning in the area. After a 46-minute delay, play resumed at 11:15 a.m. A third delay occurred at 1:10 p.m. when play was suspended again due to lightning. After an additional delay of 3 hours, 23 minutes, the second round resumed at 4:33 p.m. and was completed at 7:04 p.m. A total of 4 hours, 54 minutes in delays occurred during Friday's second round. The amount of rainfall for the day was 0.35 inches. Wind SSW 12-18 mph with gusts to 25 mph. High temperature of 80.
Saturday: Wind NNW at 10-15 mph with gusts to 20 mph. High temperature in the mid-70s.
Sunday: Dry with a high of 77. Wind SSW 5-10 mph.



Winner: Hideki Matsuyama 69-67-67-61 264 \$1,660,000.00

Hideki Matsuyama	1	69-67-67-61	264	550.00	\$1,660,000.00	Sergio Garcia	T39	72-71-72-67	282	18.70	\$65,500.00
Zach Johnson	2	69-67-65-68	269	315.00	1,045,000.00	Phil Mickelson	T39	71-72-72-67	282	18.70	65,500.00
Charley Hoffman	3	68-69-67-66	270	200.00	572,000.00	Marc Leishman	T41	73-71-70-69	283	15.86	63,000.00
Thomas Pieters	4	65-70-66-71	272		422,000.00	Kyle Stanley	T41	69-74-71-69	283	15.86	63,000.00
Paul Casey	T5	70-69-67-67	273	101.00	268,500.00	Bernd Wiesberger	T41	70-72-72-69	283		63,000.00
Adam Hadwin	T5	68-69-67-69	273	101.00	268,500.00	Wesley Bryan	T44	72-72-73-67	284	12.65	60,000.00
Russell Knox	T5	66-71-68-68	273	101.00	268,500.00	Ross Fisher	T44	67-72-71-74	284		60,000.00
Rory McIlroy	T5	67-69-68-69	273	101.00	268,500.00	Renato Paratore	T44	71-68-74-71	284		60,000.00
Rickie Fowler	9	70-71-67-66	274	83.00	186,000.00	Sam Brazel	T47	74-70-71-70	285		57,000.00
Thorbjørn Olesen	T10	73-70-67-65	275		154,666.67	Satoshi Kodaira	T47	73-71-71-70	285		57,000.00
Hudson Swafford	T10	70-69-70-66	275	73.33	154,666.67	Lee Westwood	T47	72-78-68-67	285		57,000.00
Scott Hend	T10	70-69-63-73	275		154,666.66	Jason Dufner	T50	76-68-73-69	286	7.42	51,250.00
Kevin Chappell	T13	72-67-68-69	276	60.75	123,500.00	Matthew Fitzpatrick	T50	73-71-71-71	286		51,250.00
Xander Schauffele	T13	70-69-69-68	276	60.75	123,500.00	Emiliano Grillo	T50	72-71-73-70	286	7.42	51,250.00
Adam Scott	T13	68-71-69-68	276	60.75	123,500.00	Brian Harman	T50	70-74-69-73	286	7.42	51,250.00
Jordan Spieth	T13	67-70-71-68	276	60.75	123,500.00	Si Woo Kim	T50	73-69-71-73	286	7.42	51,250.00
Daniel Berger	T17	71-68-68-70	277	50.05	95,500.00	Louis Oosthuizen	T50	74-72-67-73	286	7.42	51,250.00
Dustin Johnson	T17	68-75-68-66	277	50.05	95,500.00	Andy Sullivan	T50	72-75-71-68	286		51,250.00
Brooks Koepka	T17	71-69-67-70	277	50.05	95,500.00	Hideki Matsuyama	T50	74-71-71-70	286		51,250.00
Matt Kuchar	T17	71-72-66-68	277	50.05	95,500.00	Harold Varner III	T50	70-69-73-74	286	7.42	51,250.00
Henrik Stenson	T17	72-70-68-67	277	50.05	95,500.00	Fabrizio Zanotti	T50	74-69-71-72	286		51,250.00
Jhonattan Vegas	T17	69-71-68-69	277	50.05	95,500.00	Bryson DeChambeau	T60	75-69-71-72	287	5.44	47,500.00
Bubba Watson	T17	67-74-66-70	277	50.05	95,500.00	J.B. Holmes	T60	69-73-78-67	287	5.44	47,500.00
Jason Day	T24	71-66-70-71	278	39.38	82,000.00	Paul Lawrie	T60	69-74-73-71	287		47,500.00
Francesco Molinari	T24	71-73-69-65	278	39.38	82,000.00	Thongchai Jaidee	T63	71-68-76-73	288		46,500.00
Charl Schwartzel	T24	70-69-70-69	278	39.38	82,000.00	Justin Rose	T63	72-69-74-73	288	4.76	46,500.00
Brendan Steele	T24	73-68-69-68	278	39.38	82,000.00	Gary Woodland	T63	74-77-70-67	288	4.76	46,500.00
Tommy Fleetwood	T28	70-68-70-71	279		73,562.50	Russell Henley	T66	75-74-69-71	289	4.08	45,750.00
Branden Grace	T28	71-69-71-68	279	29.25	73,562.50	Mac Hughes	T66	74-74-73-68	289	4.08	45,750.00
Kevin Kisner	T28	67-73-73-66	279	29.25	73,562.50	Jeunghun Wang	T66	74-73-73-69	289		45,750.00
Ryan Moore	T28	73-69-68-69	279	29.25	73,562.50	Pat Perez	T69	72-75-75-68	290	3.62	45,250.00
Alex Noren	T28	69-68-74-68	279		73,562.50	Andres Romero	T70	68-73-74-76	291	3.40	45,000.00
Jon Rahm	T28	67-77-67-68	279	29.25	73,562.50	Shaun Norris	T71	71-77-73-71	292		44,750.00
Justin Thomas	T28	73-70-69-67	279	29.25	73,562.50	Rafa Cabrera Bello	T72	76-73-75-70	294	3.17	44,500.00
Jimmy Walker	T28	68-65-74-72	279	29.25	73,562.50	Chris Wood	T73	75-74-76-72	297		44,250.00
Bill Haas	T36	70-70-72-69	281	21.53	68,000.00	Billy Horschel	T74	76-78-77-68	299	2.89	43,875.00
Tyrrell Hatton	T36	72-71-69-69	281		68,000.00	Rod Pampling	T74	73-70-76-80	299	2.89	43,875.00
Patrick Reed	T36	75-70-68-68	281	21.53	68,000.00	Danny Willett	T76	76-74-74-77	301	2.72	43,500.00

2016 Bridgestone Invitational

Firestone Country Club (South); Akron, OH
June 27 - July 3, 2016

Purse: \$9,500,000

Par/Yards: 35-35-70/7,400

LEADERS	First Round	Second Round	Third Round
	William McGirt64 (-6)	Jason Day136 (-4)	Jason Day205 (-5)
	Jason Day67 (-3)	David Lingmerth137 (-3)	Scott Piercy205 (-5)
	Emiliano Grillo67 (-3)	Emiliano Grillo138 (-2)	David Lingmerth206 (-4)
	Jimmy Walker67 (-3)	William McGirt138 (-2)	Brian Stuard207 (-3)
	Rickie Fowler68 (-2)	Scott Piercy138 (-2)	Dustin Johnson208 (-2)
	Charley Hoffman68 (-2)	Dustin Johnson142 (+2)	William McGirt208 (-2)
	Anirban Lahiri68 (-2)		Charl Schwartzel208 (-2)
	Jordan Spieth68 (-2)		
	Dustin Johnson69 (-1)		

CUT: No cut. 58 of 61 players completed 72 holes.

WEATHER: **Thursday:** Partly cloudy skies with a high of 82 degrees. Wind S at 5-10 mph. **Friday:** Light rains in the morning that changed to sunny skies in the afternoon. Temperatures hit the low 80s. Wind WNW at 12-22 mph. **Saturday:** Cloudy skies with temperatures in the mid-70s. Wind NW at 5-10 mph. **Sunday:** Mostly cloudy skies with a high of 77 degrees. Wind SSE at 4-8 mph. Wind reached 10-15 mph in the afternoon, with gusts of 20 mph.



Winner: Dustin Johnson 69-73-66-66 274 \$1,620,000.00

Dustin Johnson 1	69-73-66-66	274	550.00	\$1,620,000.00	Phil Mickelson T27	73-70-73-68	284	41.50	\$80,666.67
Scott Piercy 2	69-69-67-70	275	315.00	1,018,000.00	Smylie Kaufman T27	75-68-71-70	284	41.50	80,666.66
Kevin Chappell T3	71-70-69-67	277	140.00	449,250.00	Kevin Na T27	71-69-71-73	284	41.50	80,666.66
Jason Day T3	67-69-69-72	277	140.00	449,250.00	Charley Hoffman T33	68-73-72-72	285	37.00	76,000.00
Matt Kuchar T3	69-72-70-66	277	140.00	449,250.00	Anirban Lahiri T33	68-74-73-70	285	37.00	76,000.00
Jordan Spieth T3	68-71-71-67	277	140.00	449,250.00	Justin Thomas T33	70-69-70-76	285	37.00	76,000.00
William McGirt T7	64-74-70-70	278	89.00	233,333.34	Billy Hurley III T36	69-75-69-73	286	34.50	73,500.00
David Lingmerth T7	70-67-69-72	278	89.00	233,333.33	Shane Lowry T36	76-72-70-68	286	34.50	73,500.00
Charl Schwartzel T7	72-69-67-70	278	89.00	233,333.33	Marcus Fraser T38	73-73-69-72	287		71,000.00
Rickie Fowler T10	68-73-72-67	280	71.25	167,750.00	Bill Haas T38	74-72-71-70	287	32.00	71,000.00
Branden Grace T10	69-72-71-68	280	71.25	167,750.00	Vaughn Taylor T38	69-75-74-69	287	32.00	71,000.00
Zach Johnson T10	72-74-69-65	280	71.25	167,750.00	James Hahn 41	75-72-72-69	288	30.00	69,000.00
Adam Scott T10	71-68-73-68	280	71.25	167,750.00	Jim Furyk T42	74-72-70-73	289	27.50	66,500.00
Emiliano Grillo T14	67-71-71-72	281	60.50	129,000.00	Andrew Johnston T42	70-78-72-69	289		66,500.00
Bubba Watson T14	72-69-70-70	281	60.50	129,000.00	Soren Kjeldsen T42	72-76-70-71	289		66,500.00
Paul Casey T16	70-72-72-68	282	53.60	105,200.00	Hideki Matsuyama ... T42	70-79-73-67	289	27.50	66,500.00
Matt Jones T16	74-70-69-69	282	53.60	105,200.00	Fabian Gomez T46	74-73-72-71	290	24.00	63,000.00
Kevin Kisner T16	69-70-72-71	282	53.60	105,200.00	Nathan Holman T46	77-73-71-69	290		63,000.00
Brian Stuard T16	71-69-67-75	282	53.60	105,200.00	Justin Rose T46	69-76-73-72	290	24.00	63,000.00
Jimmy Walker T16	67-73-71-71	282	53.60	105,200.00	Byeong Hun An T49	76-71-71-74	292		60,500.00
George Coetzee T21	71-72-71-69	283		91,000.00	Michio Matsumura ... T49	79-74-70-69	292		60,500.00
K.T. Kim T21	74-67-70-72	283		91,000.00	Jason Dufner 51	71-76-72-74	293	20.00	59,000.00
Chris Kirk T21	75-69-73-66	283	47.50	91,000.00	Patrick Reed 52	74-75-69-76	294	19.00	58,000.00
Louis Oosthuizen T21	71-76-67-69	283	47.50	91,000.00	Kiradech Aphibarnrat . 53	70-76-77-72	295		57,000.00
Brandt Snedeker T21	70-72-70-71	283	47.50	91,000.00	Russell Knox 54	74-75-75-72	296	17.00	56,000.00
Young-han Song T21	70-70-72-71	283		91,000.00	Marc Leishman 55	76-72-75-77	300	16.00	55,000.00
Harris English T27	69-73-74-68	284	41.50	80,666.67	Danny Lee 56	78-71-78-74	301	15.00	54,000.00
Jim Herman T27	73-73-70-68	284	41.50	80,666.67	Yosuke Tsukada 57	78-78-73-75	304		53,000.00
J.B. Holmes T27	73-73-71-67	284	41.50	80,666.67	Steven Bowditch 58	82-72-80-74	308	13.00	52,000.00

2015 Bridgestone Invitational

Firestone Country Club (South); Akron, OH
August 3-9 2015

Purse: \$9,250,000

Par/Yards: 35-35-70/7,400

LEADERS		First Round	Second Round	Third Round
	Danny Lee	65 (-5)	Jim Furyk	132 (-8)
	Jim Furyk	66 (-4)	Dustin Johnson	136 (-4)
	Graeme McDowell	66 (-4)	Shane Lowry	136 (-4)
	Rickie Fowler	67 (-3)	Bubba Watson	136 (-4)
	Justin Rose	67 (-3)	Danny Lee	137 (-3)
	Shane Lowry	70 (0)	Graeme McDowell	137 (-3)
			Henrik Stenson	137 (-3)
			Jim Furyk	201 (-9)
			Justin Rose	201 (-9)
			Shane Lowry	203 (-7)
			Steven Bowditch	205 (-5)
			Ian Poulter	205 (-5)
			Henrik Stenson	205 (-5)
			Bubba Watson	205 (-5)

CUT: No cut. All 77 players completed 72 holes.

WEATHER: Thursday: Cloudy, with highs in the mid-to-upper 70s. Wind ENE at 7-12 mph. Friday: Partly cloudy, with highs in low-80s. Wind NE at 7-12 mph. Saturday: Partly to mostly cloudy, with highs in low-80s. Wind N at 5 mph. Sunday: Partly cloudy in the morning, becoming mostly cloudy in the afternoon. Highs in the mid-80s. Wind NNE at 4-8 mph.



Winner: Shane Lowry 70-66-67-66 269 \$1,570,000.00

Shane Lowry	70-66-67-66	269/-11	\$1,570,000.00	Hideki Matsuyama	T37	69-75-73-66	283/3	\$63,000.00
Bubba Watson	70-66-69-66	271/-9	930,000.00	Marcel Siem	T37	70-73-69-71	283/3	63,000.00
Jim Furyk	66-66-69-72	273/-7	470,000.00	James Hahn	T42	70-70-74-70	284/4	59,000.00
Justin Rose	67-71-63-72	273/-7	470,000.00	Ryan Moore	T42	71-71-69-73	284/4	59,000.00
Robert Streb	68-70-68-68	274/-6	330,000.00	Louis Oosthuizen	T42	72-70-72-70	284/4	59,000.00
Brooks Koepka	69-69-68-69	275/-5	219,000.00	Mikko Ilonen	T45	74-73-70-68	285/5	55,000.00
Danny Lee	65-72-70-68	275/-5	219,000.00	Martin Kaymer	T45	70-71-71-73	285/5	55,000.00
David Lingmerth	70-71-66-68	275/-5	219,000.00	Joost Luiten	T45	70-72-70-73	285/5	55,000.00
Henrik Stenson	68-69-68-70	275/-5	219,000.00	Koumei Oda	T45	68-77-69-71	285/5	55,000.00
Rickie Fowler	67-72-70-67	276/-4	149,500.00	Adam Scott	T45	72-69-71-73	285/5	55,000.00
Jordan Spieth	70-68-72-66	276/-4	149,500.00	Jamie Donaldson	T50	70-71-71-74	286/6	51,000.00
Steven Bowditch	73-69-63-72	277/-3	126,000.00	Victor Dubuisson	T50	68-74-73-71	286/6	51,000.00
Jason Day	69-69-70-69	277/-3	126,000.00	Pablo Larrazabal	T50	72-70-69-75	286/6	51,000.00
Soren Kjeldsen	69-73-69-66	277/-3	126,000.00	Anirban Lahiri	T53	77-72-67-71	287/7	48,166.67
Kevin Na	69-70-71-68	278/-2	109,000.00	Jimmy Walker	T53	73-73-70-71	287/7	48,166.67
Patrick Reed	71-67-72-68	278/-2	109,000.00	Dustin Johnson	T53	69-67-75-76	287/7	48,166.66
Keegan Bradley	69-70-69-71	279/-1	88,500.00	Stephen Gallacher	56	77-67-71-73	288/8	47,000.00
Paul Casey	68-73-71-67	279/-1	88,500.00	Byeong-Hun An	T57	77-68-70-74	289/9	45,750.00
Branden Grace	73-69-67-70	279/-1	88,500.00	Thongchai Jaidee	T57	73-71-73-72	289/9	45,750.00
Russell Henley	70-70-70-69	279/-1	88,500.00	Ben Martin	T57	75-71-72-71	289/9	45,750.00
Graeme McDowell	66-71-69-73	279/-1	88,500.00	Gary Woodland	T57	75-69-72-73	289/9	45,750.00
Ian Poulter	68-72-65-74	279/-1	88,500.00	Francesco Molinari	T61	69-74-74-73	290/10	44,625.00
Lee Westwood	68-70-73-68	279/-1	88,500.00	Brendon Todd	T61	74-72-68-76	290/10	44,625.00
Danny Willett	70-71-69-69	279/-1	88,500.00	Sangmoon Bae	T63	71-75-73-72	291/11	43,875.00
Matt Kuchar	72-68-72-68	280/E	74,666.67	Andrew Dodt	T63	77-71-72-71	291/11	43,875.00
Webb Simpson	68-70-72-70	280/E	74,666.67	Phil Mickelson	T63	76-70-71-74	291/11	43,875.00
Camilo Villegas	75-69-71-65	280/E	74,666.67	Gary Stal	T63	72-73-73-73	291/11	43,875.00
Bernd Wiesberger	71-74-66-69	280/E	74,666.67	Fabian Gomez	T67	75-72-73-72	292/12	43,125.00
Bill Haas	74-69-67-70	280/E	74,666.66	Oliver Wilson	T67	74-72-75-71	292/12	43,125.00
Marc Warren	71-70-69-70	280/E	74,666.66	Thomas Bjorn	69	70-75-73-75	293/13	42,750.00
Charley Hoffman	75-66-71-69	281/1	70,500.00	Padraig Harrington	T70	72-72-74-76	294/14	42,375.00
Charl Schwartzel	70-72-70-69	281/1	70,500.00	Ryan Palmer	T70	74-75-73-72	294/14	42,375.00
Billy Horschel	71-73-70-68	282/2	67,500.00	Hunter Mahan	72	74-79-72-70	295/15	42,000.00
Zach Johnson	70-70-71-71	282/2	67,500.00	David Lipsky	73	72-74-72-78	296/16	41,750.00
Marc Leishman	72-70-70-70	282/2	67,500.00	Matt Every	74	72-77-76-73	298/18	41,500.00
Brandt Snedeker	70-70-72-70	282/2	67,500.00	Nick Cullen	T75	77-74-75-75	301/21	41,125.00
Sergio Garcia	71-67-72-73	283/3	63,000.00	WC Liang	T75	72-73-75-81	301/21	41,125.00
J.B. Holmes	74-68-70-71	283/3	63,000.00	Troy Merritt	77	82-75-70-75	302/22	40,750.00
Kevin Kisner	73-69-73-68	283/3	63,000.00					

2014 Bridgestone Invitational

Firestone Country Club (South); Akron, OH
July 28-August 3 2014

Purse: \$9,000,000

Par/Yards: 35-35-70/7,400

LEADERS		First Round	Second Round	Third Round		
	Marc Leishman.....	64 (-6)	Sergio Garcia.....	129 (-11)	Sergio Garcia.....	196 (-14)
	Ryan Moore.....	65 (-5)	Justin Rose.....	132 (-8)	Rory McIlroy.....	199 (-11)
	Justin Rose.....	65 (-5)	Marc Leishman.....	133 (-7)	Marc Leishman.....	201 (-9)
	Charl Schwartzel.....	65 (-5)	Rory McIlroy.....	133 (-7)	Keegan Bradley.....	202 (-8)
	Graham DeLaet.....	67 (-3)	Rickie Fowler.....	134 (-6)	Justin Rose.....	202 (-8)
	Rickie Fowler.....	67 (-3)	Charl Schwartzel.....	134 (-6)	Adam Scott.....	202 (-8)
	Francesco Molinari.....	67 (-3)				
	Patrick Reed.....	67 (-3)				
	Rory McIlroy.....	69 (-1)				

CUT: No cut. 72 of the 76 professionals completed 72 holes.

WEATHER: Thursday: Mix of sun and clouds. High of 78, with WSW wind at 10-15 mph. Friday: Mix of sun and clouds. High of 82, with S wind at 5-10 mph. Saturday: Due to expected inclement weather, officials moved Saturday's tee times to threesomes going off of Nos. 1 and 10 between 7-9 a.m. Mostly cloudy, with afternoon storms. High of 78. Wind variable at 5-10 mph. Officials suspended play from 12:43-3:57 p.m. Sunday: Mostly cloudy, with late-morning storms. High of 78. Wind N at 5-10 mph. Due to heavy rain and water accumulating on the greens, officials suspended play from 10:45 a.m.-noon. Preferred lies were utilized.



Winner: Rory McIlroy 69-64-66-66 265 \$1,530,000.00

Rory McIlroy.....	1	69-64-66-66	265/-15	\$1,530,000.00	Brendon de Jonge.....	T37	72-69-70-69	280/E	\$64,500.00
Sergio Garcia.....	2	68-61-67-71	267/-13	900,000.00	Jamie Donaldson.....	T37	68-70-71-71	280/E	64,500.00
Marc Leishman.....	3	64-69-68-67	268/-12	522,000.00	Seung-Yul Noh.....	T37	69-69-70-72	280/E	64,500.00
Keegan Bradley.....	T4	68-67-67-69	271/-9	308,000.00	Bubba Watson.....	T37	69-70-73-68	280/E	64,500.00
Patrick Reed.....	T4	67-68-71-65	271/-9	308,000.00	Bill Haas.....	T41	71-69-69-72	281/1	61,000.00
Justin Rose.....	T4	65-67-70-69	271/-9	308,000.00	Russell Henley.....	T41	72-70-71-68	281/1	61,000.00
Charl Schwartzel.....	T4	65-69-73-64	271/-9	308,000.00	Chris Kirk.....	T41	69-73-72-67	281/1	61,000.00
Rickie Fowler.....	T8	67-67-72-67	273/-7	170,000.00	Steven Bowditch.....	44	69-71-73-69	282/2	59,000.00
Graeme McDowell.....	T8	71-70-66-66	273/-7	170,000.00	Miguel A. Jimenez.....	T45	69-69-72-73	283/3	57,500.00
Ryan Moore.....	T8	65-73-68-67	273/-7	170,000.00	Brendon Todd.....	T45	74-70-69-70	283/3	57,500.00
Adam Scott.....	T8	69-68-65-71	273/-7	170,000.00	Matt Every.....	T47	74-68-73-69	284/4	55,500.00
Matt Kuchar.....	T12	71-66-72-65	274/-6	115,000.00	Stephen Gallacher.....	T47	74-71-69-70	284/4	55,500.00
Hideki Matsuyama.....	T12	70-71-65-68	274/-6	115,000.00	Jordan Spieth.....	49	71-70-73-71	285/5	54,000.00
Brandt Snedeker.....	T12	68-68-68-70	274/-6	115,000.00	Tim Clark.....	T50	72-73-70-71	286/6	52,500.00
Thomas Bjorn.....	T15	69-68-69-69	275/-5	97,500.00	Luke Donald.....	T50	73-70-72-71	286/6	52,500.00
Jim Furyk.....	T15	69-68-69-69	275/-5	97,500.00	David Howell.....	T52	69-71-71-76	287/7	49,625.00
Hunter Mahan.....	T15	71-65-71-68	275/-5	97,500.00	Thongchai Jaidee.....	T52	70-74-71-72	287/7	49,625.00
Phil Mickelson.....	T15	71-73-69-62	275/-5	97,500.00	Ian Poulter.....	T52	73-73-70-71	287/7	49,625.00
Kevin Stadler.....	T19	71-70-66-69	276/-4	89,000.00	Scott Stallings.....	T52	72-75-68-72	287/7	49,625.00
Henrik Stenson.....	T19	71-66-68-71	276/-4	89,000.00	Martin Kaymer.....	T56	77-68-72-71	288/8	47,750.00
Lee Westwood.....	T19	72-71-70-63	276/-4	89,000.00	Joost Luiten.....	T56	73-73-71-71	288/8	47,750.00
Gary Woodland.....	T19	70-68-68-70	276/-4	89,000.00	Jonas Blixt.....	T58	75-72-69-73	289/9	46,500.00
Branden Grace.....	T23	69-71-67-70	277/-3	82,000.00	Alexander Levy.....	T58	72-71-77-69	289/9	46,500.00
Zach Johnson.....	T23	70-70-68-69	277/-3	82,000.00	Richard Sterne.....	T58	75-70-73-71	289/9	46,500.00
Kevin Na.....	T23	71-73-66-67	277/-3	82,000.00	Louis Oosthuizen.....	61	75-73-67-75	290/10	45,500.00
Ernie Els.....	T26	71-69-70-68	278/-2	75,200.00	Gonzalo Fdez-Castano	62	79-71-67-74	291/11	45,000.00
J.B. Holmes.....	T26	69-69-67-73	278/-2	75,200.00	Pablo Larrazabal.....	T63	71-74-77-70	292/12	44,250.00
John Senden.....	T26	74-66-67-71	278/-2	75,200.00	Steve Stricker.....	T63	74-73-72-73	292/12	44,250.00
Jimmy Walker.....	T26	69-70-70-69	278/-2	75,200.00	Brian Harman.....	65	72-70-75-76	293/13	43,750.00
Fabrizio Zanotti.....	T26	70-71-68-69	278/-2	75,200.00	Jason Dufner.....	T66	70-74-73-77	294/14	43,375.00
Angel Cabrera.....	T31	73-68-70-68	279/-1	69,500.00	Mikko Ilonen.....	T66	75-74-73-72	294/14	43,375.00
Victor Dubuisson.....	T31	72-70-69-68	279/-1	69,500.00	Daisuke Maruyama.....	68	73-73-73-78	297/17	43,000.00
Harris English.....	T31	69-69-68-73	279/-1	69,500.00	David Lynn.....	T69	76-72-75-75	298/18	42,625.00
Matt Jones.....	T31	70-70-69-70	279/-1	69,500.00	Yoshitaka Takeya.....	T69	74-75-74-75	298/18	42,625.00
Francesco Molinari.....	T31	67-70-73-69	279/-1	69,500.00	Kevin Streelman.....	71	78-71-78-73	300/20	42,250.00
Webb Simpson.....	T31	72-69-70-68	279/-1	69,500.00	Tano Goya.....	72	76-77-71-78	302/22	42,000.00

2013 Bridgestone Invitational

Firestone Country Club (South); Akron, OH
July 29-August 4 2013

Purse: \$8,750,000

Par/Yards: 35-35-70/7,400

LEADERS		First Round	Second Round	Third Round
	Tiger Woods	66 (-4)	Tiger Woods	195 (-15)
	Webb Simpson.....	64 (-6)	Keegan Bradley.....	202 (-8)
	Henrik Stenson.....	65 (-5)	Chris Wood.....	203 (-7)
	Keegan Bradley.....	66 (-4)	Bill Haas.....	204 (-6)
	Ryan Moore.....	66 (-4)	Henrik Stenson.....	204 (-6)
	Chris Wood.....	66 (-4)		Chris Wood.....
	Tiger Woods	66 (-4)		

CUT: No cut. All 73 players completed 72 holes.



WEATHER: Thursday: Partly cloudy with winds WNW at 10-15 mph. High of 75. Friday: Partly cloudy with winds WSW at 10-15 mph. High of 79. Saturday: One-half inch of rain fell overnight. With expected heavy showers, tee times ran from 11:10 a.m.-1:10 p.m. in threesomes off two tees. Partly cloudy and warmer with a high of 77. Winds NNW at 10 mph. Sunday: Partly cloudy, breezy and comfortable. High of 72. Winds NNW at 10-15, gusting to 20 mph.

Winner: Tiger Woods 66-61-68-70 265 \$1,500,000.00

Tiger Woods.....	1	66-61-68-70	265/-15	\$1,500,000.00	Angel Cabrera.....	T38	72-68-70-74	284/4	\$64,500.00
Keegan Bradley.....	T2	66-68-71-67	272/-8	692,500.00	Gonzalo Fdez-Castano	T38	70-74-68-72	284/4	64,500.00
Henrik Stenson.....	T2	65-70-67-70	272/-8	692,500.00	Kiradech Aphibarnrat	T40	69-68-73-75	285/5	61,500.00
Miguel A. Jimenez.....	T4	71-69-65-69	274/-6	321,666.67	Sergio Garcia.....	T40	71-76-70-68	285/5	61,500.00
Zach Johnson.....	T4	69-70-68-67	274/-6	321,666.67	Graeme McDowell.....	T40	71-71-71-72	285/5	61,500.00
Jason Dufner.....	T4	67-69-67-71	274/-6	321,666.66	Lee Westwood.....	T40	71-71-71-72	285/5	61,500.00
Bill Haas.....	T7	67-68-69-71	275/-5	205,000.00	Stephen Gallacher.....	T44	74-74-67-71	286/6	57,500.00
Chris Wood.....	T7	66-68-70-71	275/-5	205,000.00	Billy Horschel.....	T44	74-74-72-66	286/6	57,500.00
Luke Donald.....	T9	67-69-68-72	276/-4	145,750.00	Francesco Molinari...	T44	70-70-72-74	286/6	57,500.00
Jim Furyk.....	T9	67-69-72-68	276/-4	145,750.00	Nick Watney.....	T44	71-72-70-73	286/6	57,500.00
Martin Kaymer.....	T9	74-67-69-66	276/-4	145,750.00	Ernie Els.....	T48	71-72-70-74	287/7	53,000.00
Richard Sterne.....	T9	70-68-70-68	276/-4	145,750.00	Martin Laird.....	T48	77-70-71-69	287/7	53,000.00
Steve Stricker.....	13	71-67-70-69	277/-3	114,000.00	Shane Lowry.....	T48	72-76-70-69	287/7	53,000.00
Harris English.....	T14	70-68-72-68	278/-2	102,666.67	Thorbjorn Olesen.....	T48	73-69-72-73	287/7	53,000.00
Webb Simpson.....	T14	64-75-73-66	278/-2	102,666.67	Richie Ramsay.....	T48	73-69-73-72	287/7	53,000.00
Adam Scott.....	T14	73-68-66-71	278/-2	102,666.66	Sang-Moon Bae.....	T53	73-73-70-72	288/8	48,875.00
Jamie Donaldson.....	T17	70-69-71-69	279/-1	93,000.00	Jason Day.....	T53	74-72-72-70	288/8	48,875.00
Justin Rose.....	T17	69-72-69-69	279/-1	93,000.00	David Lynn.....	T53	71-73-73-71	288/8	48,875.00
John Merrick.....	T19	72-66-70-72	280/E	89,000.00	Matteo Manassero....	T53	71-70-74-73	288/8	48,875.00
Ian Poulter.....	T19	69-72-69-70	280/E	89,000.00	Nicolas Colsaerts.....	T57	72-70-74-73	289/9	47,250.00
Hideki Matsuyama....	T21	72-68-70-71	281/1	81,166.67	Derek Ernst.....	T57	73-76-71-69	289/9	47,250.00
Charl Schwartzel.....	T21	74-74-64-69	281/1	81,166.67	Jonas Blixt.....	T59	70-75-73-72	290/10	45,750.00
Michael Thompson....	T21	72-71-70-68	281/1	81,166.67	Scott Piercy.....	T59	68-77-75-70	290/10	45,750.00
Bo Van Pelt.....	T21	71-73-68-69	281/1	81,166.67	D.A. Points.....	T59	73-69-75-73	290/10	45,750.00
Rickie Fowler.....	T21	67-71-70-73	281/1	81,166.66	Kevin Streelman.....	T59	76-73-71-70	290/10	45,750.00
Phil Mickelson.....	T21	72-71-67-71	281/1	81,166.66	Brian Gay.....	T63	72-70-75-75	292/12	44,250.00
Paul Casey.....	T27	70-70-73-69	282/2	73,500.00	Brett Rumford.....	T63	76-74-72-70	292/12	44,250.00
Russell Henley.....	T27	72-69-75-66	282/2	73,500.00	Ken Duke.....	T65	70-75-73-75	293/13	42,800.00
Matt Kuchar.....	T27	72-71-69-70	282/2	73,500.00	Tommy Gainey.....	T65	74-71-76-72	293/13	42,800.00
Paul Lawrie.....	T27	69-72-71-70	282/2	73,500.00	Branden Grace.....	T65	70-75-70-78	293/13	42,800.00
Rory McIlroy.....	T27	70-71-69-72	282/2	73,500.00	Mikko Ilonen.....	T65	73-73-73-74	293/13	42,800.00
Bubba Watson.....	T27	67-69-72-74	282/2	73,500.00	Satoshi Kodaira.....	T65	70-74-76-73	293/13	42,800.00
Peter Hanson.....	T33	70-72-70-71	283/3	68,000.00	Carl Pettersson.....	70	72-73-73-77	295/15	42,000.00
Dustin Johnson.....	T33	72-69-75-67	283/3	68,000.00	Toru Taniguchi.....	71	75-73-79-73	300/20	41,750.00
Ryan Moore.....	T33	66-74-70-73	283/3	68,000.00	Jaco Van Zyl.....	72	73-82-78-72	305/25	41,500.00
Brandt Snedeker.....	T33	72-70-71-70	283/3	68,000.00	Daniel Popovic.....	73	79-77-76-82	314/34	41,250.00
Boo Weekley.....	T33	73-70-70-70	283/3	68,000.00					

2012 Bridgestone Invitational

Firestone Country Club (South Course); Akron, OH
July 30-August 5, 2012

Purse: \$8,500,000

Par/Yards: 35-35-70/7,400

LEADERS		First Round	Second Round	Third Round
	Jim Furyk	63 (-7)	Jim Furyk	129 (-11)
	Lee Slattery	65 (-5)	Rafael Cabrera Bello	131 (-9)
	Rafael Cabrera Bello	66 (-4)	Louis Oosthuizen	132 (-8)
	Ben Crane	66 (-4)	Jason Dufner	133 (-7)
	Luke Donald	66 (-4)	K.T. Kim	134 (-6)
	Simon Dyson	66 (-4)	Keegan Bradley	136 (-4)
	John Senden	66 (-4)		
	Bubba Watson	66 (-4)		
	Keegan Bradley	67 (-3)		
				Jim Furyk
				Louis Oosthuizen
				Keegan Bradley
				Rory McIlroy
				Steve Stricker

CUT: No cut. 75 of the 78 players completed 72 holes.

WEATHER: Thursday: Sunny. Winds WSW at 5-10 mph. High of 90. Friday: Mostly sunny. Temperatures in the mid 90s, with light S winds at 5-10 mph. Saturday: Mostly sunny. Temperatures in the upper 80s by the afternoon with W winds at 10-20 mph. Sunday: Due to the threat of bad weather, tee times were adjusted so that players teed off on No. 1 and No. 10 in threesomes, from 8-10 a.m. Play was suspended at 9:15 a.m. due to a dangerous weather situation and resumed at noon. Mostly cloudy with morning thunderstorms turning to clearer skies in the afternoon. High of 81. Winds SW at 10-20 mph.



Winner: Keegan Bradley 67-69-67-64 267 \$1,400,000.00

Keegan Bradley	1	67-69-67-64	267/-13	\$1,400,000.00	Y.E. Yang	T36	69-71-74-68	282/2	\$62,500.00
Jim Furyk	T2	63-66-70-69	268/-12	665,000.00	Thomas Bjorn	T40	71-70-74-68	283/3	59,000.00
Steve Stricker	T2	68-68-68-64	268/-12	665,000.00	Zach Johnson	T40	68-73-68-74	283/3	59,000.00
Louis Oosthuizen	4	67-65-68-69	269/-11	365,000.00	Francesco Molinari ...	T40	74-70-69-70	283/3	59,000.00
Rory McIlroy	T5	70-67-67-68	272/-8	276,500.00	Phil Mickelson	T43	71-69-73-71	284/4	56,500.00
Justin Rose	T5	70-69-66-67	272/-8	276,500.00	Alvaro Quiros	T43	70-71-72-71	284/4	56,500.00
Jason Dufner	7	67-66-73-68	274/-6	210,000.00	Nicolas Colsaerts	T45	73-68-74-70	285/5	53,000.00
Aaron Baddeley	T8	73-66-71-66	276/-4	128,750.00	Ernie Els	T45	73-73-68-71	285/5	53,000.00
K.J. Choi	T8	71-72-67-66	276/-4	128,750.00	Marc Leishman	T45	70-72-70-73	285/5	53,000.00
Luke Donald	T8	66-69-71-70	276/-4	128,750.00	Adam Scott	T45	71-70-71-73	285/5	53,000.00
Matt Kuchar	T8	70-70-70-66	276/-4	128,750.00	Mark Wilson	T45	72-71-73-69	285/5	53,000.00
Lee Slattery	T8	65-71-72-68	276/-4	128,750.00	Ryo Ishikawa	T50	71-72-70-73	286/6	49,000.00
David Toms	T8	68-67-73-68	276/-4	128,750.00	Fredrik Jacobson	T50	71-73-73-69	286/6	49,000.00
Bo Van Pelt	T8	70-69-66-71	276/-4	128,750.00	Paul Lawrie	T50	72-68-74-72	286/6	49,000.00
Tiger Woods	T8	70-72-68-66	276/-4	128,750.00	Brandt Snedeker	T50	71-70-70-75	286/6	49,000.00
Simon Dyson	T16	66-71-70-70	277/-3	90,000.00	Danny Willett	T50	72-74-73-67	286/6	49,000.00
John Senden	T16	66-70-69-72	277/-3	90,000.00	Jonathan Byrd	T55	73-73-69-72	287/7	46,500.00
Kyle Stanley	T16	69-73-68-67	277/-3	90,000.00	Greg Chalmers	T55	71-75-71-70	287/7	46,500.00
Bill Haas	T19	67-71-70-70	278/-2	82,000.00	Gonzalo Fdez-Castano	T55	71-73-70-73	287/7	46,500.00
Dustin Johnson	T19	69-68-73-68	278/-2	82,000.00	Hunter Mahan	T55	73-73-69-72	287/7	46,500.00
Scott Piercy	T19	69-70-70-69	278/-2	82,000.00	Bernd Wiesberger	T55	70-71-74-72	287/7	46,500.00
Nick Watney	T19	69-70-72-67	278/-2	82,000.00	Rickie Fowler	T60	70-80-69-69	288/8	44,500.00
Bubba Watson	T19	66-73-72-67	278/-2	82,000.00	Yoshinori Fujimoto	T60	73-74-71-70	288/8	44,500.00
K.T. Kim	T24	67-67-74-71	279/-1	74,500.00	Marcel Siem	T60	76-71-70-71	288/8	44,500.00
Graeme McDowell	T24	70-67-70-72	279/-1	74,500.00	Peter Hanson	T63	73-71-71-74	289/9	43,500.00
Geoff Ogilvy	T24	67-70-72-70	279/-1	74,500.00	Joost Luiten	T63	72-71-77-69	289/9	43,500.00
Charl Schwartzel	T24	69-75-72-63	279/-1	74,500.00	Kevin Na	T63	72-76-72-69	289/9	43,500.00
Carl Pettersson	28	67-70-71-72	280/E	72,000.00	Sang-Moon Bae	66	72-66-76-76	290/10	43,000.00
Rafael Cabrera Bello	T29	66-65-77-73	281/1	68,000.00	Toshinori Muto	T67	73-71-73-74	291/11	42,625.00
Jason Day	T29	75-70-70-66	281/1	68,000.00	Jeev Milkha Singh	T67	73-74-71-73	291/11	42,625.00
Sergio Garcia	T29	67-72-71-71	281/1	68,000.00	Robert Allenby	69	73-79-72-68	292/12	42,250.00
Retief Goosen	T29	67-72-73-69	281/1	68,000.00	Lee Westwood	70	68-72-81-73	294/14	42,000.00
Martin Kaymer	T29	68-72-72-69	281/1	68,000.00	Michael Hoey	T71	78-75-70-72	295/15	41,625.00
Martin Laird	T29	68-72-68-73	281/1	68,000.00	Robert Rock	T71	76-72-74-73	295/15	41,625.00
Ian Poulter	T29	74-69-69-69	281/1	68,000.00	Ted Potter, Jr.	73	72-72-75-80	299/19	41,250.00
Jamie Donaldson	T36	68-73-75-66	282/2	62,500.00	Tom Lewis	74	78-76-74-73	301/21	41,000.00
Branden Grace	T36	72-70-66-74	282/2	62,500.00	Oliver Bekker	75	77-72-76-77	302/22	40,750.00
Johnson Wagner	T36	71-74-68-69	282/2	62,500.00					

2011 Bridgestone Invitational

Firestone Country Club (South Course); Akron, OH
August 1-7, 2011

Purse: \$8,500,000

Par/Yards: 35-35-70/7,400

LEADERS		First Round	Second Round	Third Round
	Adam Scott	62 (-8)	Keegan Bradley.....	Adam Scott
	Jason Day	63 (-7)	Rickie Fowler.....	198 (-12)
	Nick Watney.....	65 (-5)	Ryan Moore.....	Jason Day
	Thomas Bjorn	66 (-4)	Adam Scott	Ryo Ishikawa.....
	Stewart Cink.....	66 (-4)	132 (-8)	Keegan Bradley.....
	Kyung-tae Kim	66 (-4)	Jason Day	Martin Laird.....
	Martin Laird.....	66 (-4)	Robert Karlsson.....	200 (-10)
	Pablo Larrazabal.....	66 (-4)	Martin Laird.....	200 (-10)
	Ryan Moore.....	66 (-4)		
	D.A. Points.....	66 (-4)		
	Rory Sabbatini.....	66 (-4)		
	Brandt Snedeker.....	66 (-4)		

CUT: No cut. All 76 players finished 72 holes.



WEATHER: Thursday: Sunny with a high of 88 degrees. Winds W 8-12 mph. Friday: Partly cloudy with temperatures reaching 82 degrees. Winds ESE 4-8 mph in the late morning changing to NNE 8-12 mph in the afternoon. Saturday: Mostly cloudy throughout the morning and early afternoon, with temperatures in the low to mid-80s and winds SW 5-10 mph. Sunday: Partly cloudy, warm and humid with temperatures reaching 86 degrees. Winds W 10-15 mph.

Winner: Adam Scott 62-70-66-65 263 \$1,400,000.00

Adam Scott	1	62-70-66-65	263	\$1,400,000.00	Charley Hoffman	T37	68-69-70-74	281	\$58,500.00
Luke Donald	T2	68-69-64-66	267	665,000.00	Hunter Mahan	T37	71-69-72-69	281	58,500.00
Rickie Fowler	T2	68-64-69-66	267	665,000.00	Matteo Manassero	T37	70-72-67-72	281	58,500.00
Jason Day	T4	63-70-66-69	268	332,500.00	Geoff Ogilvy.....	T37	68-70-76-67	281	58,500.00
Ryo Ishikawa	T4	67-68-64-69	268	332,500.00	Louis Oosthuizen	T37	71-71-70-69	281	58,500.00
Zach Johnson	T6	70-68-64-68	270	215,000.00	Tiger Woods	T37	68-71-72-70	281	58,500.00
Kyung-tae Kim	T6	66-72-66-66	270	215,000.00	Paul Casey.....	T45	73-71-71-67	282	53,000.00
Rory McIlroy	T6	68-68-67-67	270	215,000.00	Stewart Cink	T45	66-70-71-75	282	53,000.00
David Toms	T9	68-68-68-67	271	152,500.00	Gary Woodland.....	T45	70-66-73-73	282	53,000.00
Lee Westwood	T9	67-71-68-65	271	152,500.00	Robert Allenby	T48	70-73-70-70	283	49,300.00
Aaron Baddeley	T11	68-70-69-65	272	117,333.34	Dustin Johnson	T48	73-69-70-71	283	49,300.00
Fredrik Jacobson	T11	68-66-67-71	272	117,333.33	Phil Mickelson	T48	67-73-71-72	283	49,300.00
Martin Laird	T11	66-67-67-72	272	117,333.33	Rory Sabbatini	T48	66-77-71-69	283	49,300.00
Steve Stricker	T14	71-65-67-70	273	100,000.00	Brendan Steele.....	T48	69-74-74-66	283	49,300.00
Keegan Bradley	T15	67-65-68-74	274	95,500.00	Sergio Garcia.....	T53	68-72-72-72	284	46,500.00
Francesco Molinari	T15	73-64-68-69	274	95,500.00	Alexander Noren.....	T53	69-73-70-72	284	46,500.00
Robert Karlsson	T17	68-65-72-70	275	89,500.00	Alvaro Quiros.....	T53	73-74-67-70	284	46,500.00
Mark Wilson	T17	69-69-71-66	275	89,500.00	Charl Schwartzel	T53	74-71-68-71	284	46,500.00
Matt Kuchar.....	T19	71-69-65-71	276	85,000.00	Y.E. Yang.....	T53	72-71-69-72	284	46,500.00
D.A. Points.....	T19	66-70-72-68	276	85,000.00	Heath Slocum.....	58	71-65-75-74	285	45,000.00
Peter Hanson	T21	70-67-70-70	277	81,250.00	Jonathan Byrd.....	T59	67-74-75-70	286	43,750.00
Bubba Watson.....	T21	69-70-68-70	277	81,250.00	K.J. Choi.....	T59	74-71-70-71	286	43,750.00
Jim Furyk.....	T23	73-69-67-69	278	75,250.00	Padraig Harrington.....	T59	71-70-73-72	286	43,750.00
Lucas Glover	T23	68-68-72-70	278	75,250.00	Sean O'Hair.....	T59	72-72-69-73	286	43,750.00
Retief Goosen.....	T23	72-68-68-70	278	75,250.00	Arjun Atwal.....	T63	68-73-71-76	288	42,250.00
Ryan Moore	T23	66-66-74-72	278	75,250.00	Bill Haas	T63	72-72-70-74	288	42,250.00
Bo Van Pelt.....	T23	68-70-71-69	278	75,250.00	Graeme McDowell.....	65	71-72-75-71	289	1,500.00
Nick Watney	T23	65-70-70-73	278	75,250.00	Harrison Frazar	T66	72-72-77-70	291	40,750.00
Anders Hansen.....	T29	72-70-67-70	279	68,500.00	Jhonattan Vegas.....	T66	73-70-74-74	291	40,750.00
Martin Kaymer.....	T29	69-70-73-67	279	68,500.00	Thomas Bjorn.....	T68	66-72-75-79	292	39,250.00
Hennie Otto	T29	69-66-75-69	279	68,500.00	Darren Clarke	T68	77-74-69-72	292	39,250.00
Scott Stallings.....	T29	69-68-72-70	279	68,500.00	Jeff Overton	T68	72-73-73-74	292	39,250.00
Simon Dyson	T33	77-66-69-68	280	64,500.00	Ian Poulter.....	T68	71-69-80-72	292	39,250.00
Edoardo Molinari.....	T33	72-66-70-72	280	64,500.00	Miguel A. Jimenez.....	72	73-73-74-73	293	38,000.00
Justin Rose	T33	71-70-72-67	280	64,500.00	Jaebum Park	73	73-72-77-72	294	37,500.00
Brandt Snedeker.....	T33	66-68-74-72	280	64,500.00	Pablo Larrazabal	74	66-76-74-79	295	37,000.00
Ernie Els.....	T37	71-71-71-68	281	58,500.00	Yuta Ikeda	75	74-72-77-74	297	36,500.00
Richard Green.....	T37	69-68-74-70	281	58,500.00	Stuart Appleby.....	76	73-76-78-72	299	36,000.00

2010 Bridgestone Invitational

Firestone Country Club (South Course); Akron, OH
August 5-8, 2010

Purse: \$8,500,000

Par/Yards: 35-35-70/7,400

LEADERS	First Round	Second Round	Third Round
	Bubba Watson 64 (-6)	Retief Goosen 133 (-7)	Ryan Palmer 201 (-9)
	Kenny Perry 66 (-4)	Justin Leonard 134 (-6)	Sean O'Hair 201 (-9)
	Phil Mickelson 66 (-4)	Phil Mickelson 134 (-6)	Matt Kuchar 202 (-8)
	Adam Scott 66 (-4)	Peter Hanson 135 (-5)	Ernie Els 203 (-7)
	Graeme McDowell 66 (-4)	Bo Van Pelt 135 (-5)	Peter Hanson 203 (-7)
	Hunter Mahan 71 (T37)	Bubba Watson 135 (-5)	Justin Leonard 203 (-7)
		Hunter Mahan 138 (T17)	Hunter Mahan 204 T7

CUT: No cut. 80 of the 81 players completed 72 holes.



WEATHER: Thursday: Early morning showers and thunderstorms with mostly cloudy skies becoming partly cloudy by late morning. A few showers developed late in the evening. Winds: W 10-15 gusting to 20 mph with highs in the mid 80s. Friday: Mostly cloudy with scattered light showers through early afternoon. Partly cloudy the rest of the day. Winds: NW 5-10 mph with temperatures in the high 70s Saturday: Mostly sunny and pleasant. Winds: Variable 4-8 mph. High of 80. Sunday: Partly cloudy and warmer temperatures reaching into the mid-80s.

Winner: Hunter Mahan 71-67-66-64 268 \$1,400,000.00

Hunter Mahan 1	71-67-66-64	268	\$1,400,000.00	Alvaro Quiros T39	73-66-74-68	281	\$58,000.00
Ryan Palmer 2	70-68-63-69	270	840,000.00	Heath Slocum T39	75-68-67-71	281	58,000.00
Retief Goosen T3	67-66-73-65	271	412,500.00	Scott Verplank T39	75-68-68-70	281	58,000.00
Bo Van Pelt T3	67-68-69-67	271	412,500.00	J.B. Holmes T44	74-72-69-67	282	54,500.00
Sean O'Hair 5	67-70-64-71	272	295,000.00	Troy Matteson T44	72-70-69-71	282	54,500.00
Jim Furyk T6	72-68-69-64	273	227,500.00	Chad Campbell T46	67-73-73-70	283	50,214.29
Jeff Overton T6	67-70-67-69	273	227,500.00	K.J. Choi T46	70-73-72-68	283	50,214.29
Peter Hanson 8	69-66-68-71	274	180,000.00	Boo Weekley T46	73-72-68-70	283	50,214.29
Padraig Harrington T9	69-70-70-66	275	125,833.34	Y.E. Yang T46	74-68-71-70	283	50,214.29
Louis Oosthuizen T9	72-70-68-65	275	125,833.34	Luke Donald T46	70-69-73-71	283	50,214.28
Matt Kuchar T9	69-67-66-73	275	125,833.33	Ross Fisher T46	70-68-74-71	283	50,214.28
Rory McIlroy T9	68-69-69-69	275	125,833.33	Phil Mickelson T46	66-68-71-78	283	50,214.28
Adam Scott T9	66-70-72-67	275	125,833.33	Ryo Ishikawa T53	71-73-72-68	284	47,250.00
Steve Stricker T9	68-71-69-67	275	125,833.33	Alexander Noren T53	69-69-70-76	284	47,250.00
Dustin Johnson 15	72-65-68-71	276	96,000.00	Ross McGowan T55	71-69-70-75	285	46,000.00
Martin Laird T16	70-71-68-68	277	90,000.00	Edoardo Molinari T55	71-71-70-73	285	46,000.00
Ryan Moore T16	70-68-70-69	277	90,000.00	Mike Weir T55	72-69-72-72	285	46,000.00
Nick Watney T16	68-68-69-72	277	90,000.00	Tim Clark T58	70-72-75-69	286	44,000.00
Justin Rose T19	71-70-70-67	278	81,333.34	Ben Crane T58	71-70-72-73	286	44,000.00
Stewart Cink T19	72-69-70-67	278	81,333.33	Marcus Fraser T58	72-72-68-74	286	44,000.00
Kenny Perry T19	66-73-68-71	278	81,333.33	Charl Schwartzel T58	73-68-68-77	286	44,000.00
Paul Casey T22	68-68-73-70	279	72,000.00	Vijay Singh T58	71-73-70-72	286	44,000.00
Jason Day T22	69-70-69-71	279	72,000.00	Stuart Appleby T63	74-72-70-71	287	42,250.00
Ernie Els T22	69-70-64-76	279	72,000.00	James Kingston T63	75-65-71-76	287	42,250.00
Sergio Garcia T22	70-70-69-70	279	72,000.00	Jason Bohn T65	71-68-73-77	289	40,750.00
Lucas Glover T22	70-66-70-73	279	72,000.00	Robert Karlsson T65	71-74-73-71	289	40,750.00
Miguel A. Jimenez T22	69-67-70-73	279	72,000.00	Hennie Otto T65	73-72-72-72	289	40,750.00
Martin Kaymer T22	72-67-69-71	279	72,000.00	Ian Poulter T65	72-70-77-70	289	40,750.00
Justin Leonard T22	68-66-69-76	279	72,000.00	Gregory Bourdy T69	68-72-74-76	290	39,250.00
Graeme McDowell T22	66-73-68-72	279	72,000.00	Yuta Ikeda T69	72-76-69-73	290	39,250.00
Geoff Ogilvy T22	71-67-68-73	279	72,000.00	Rhys Davies T71	75-69-72-75	291	37,750.00
Bubba Watson T22	64-71-70-74	279	72,000.00	Simon Dyson T71	72-73-73-73	291	37,750.00
Angel Cabrera T33	71-68-67-74	280	63,500.00	David Horsey T71	73-71-75-72	291	37,750.00
Rickie Fowler T33	68-73-69-70	280	63,500.00	Camilo Villegas T71	75-73-71-72	291	37,750.00
Bill Haas T33	73-66-71-70	280	63,500.00	Soren Hansen 75	71-75-72-77	295	36,750.00
Zach Johnson T33	70-70-71-69	280	63,500.00	Simon Khan T76	73-71-74-78	296	36,375.00
Katsumasa Miyamoto T33	71-72-62-75	280	63,500.00	Anthony Kim T76	75-76-69-76	296	36,375.00
Oliver Wilson T33	61-67-67-75	280	63,500.00	Michael Jonzon T78	76-74-76-72	298	35,875.00
Ben Curtis T39	69-70-71-71	281	58,000.00	Tiger Woods T78	74-72-75-77	298	35,875.00
Francesco Molinari T39	70-72-71-68	281	58,000.00	Henrik Stenson 80	79-75-71-75	300	35,500.00

2009 Bridgestone Invitational

Firestone Country Club (South Course); Akron, OH
August 6-9, 2009

Purse: \$8,500,000

Par/Yards: 35-35-70/7,400

LEADERS		First Round	Second Round	Third Round
	Padraig Harrington	64 (-6)	133 (-7)	200 (-10)
	Prayad Marksang	66 (-4)	134 (-6)	Tiger Woods 203 (-7)
	Tim Clark	66 (-4)	Scott Verplank	Jerry Kelly
	Scott Verplank	66 (-4)	Prayad Marksang	Ten Players
	Steve Stricker	67 (-3)	Steve Stricker	206 (-4)
	Ian Poulter	67 (-3)	Jerry Kelly	
	Zach Johnson	67 (-3)	Tiger Woods 138 (T13)	
	Tiger Woods	68 (T8)		



CUT: No-cut event in a field of 79 players

WEATHER: Thursday: Mostly sunny. High of 78. Winds NW 10-15 mph. Friday: Mostly cloudy. High of 79. Winds W-NW 8-12 mph. Saturday: Mostly cloudy with periodic rain showers. High of 80. Winds S-SW 8-12 mph. Sunday: Partly cloudy and warmer. Highs in the low 90s. Winds W-SW 10-20 mph.

Winner: Tiger Woods 68-70-65-65 268 \$1,400,000.00

Tiger Woods	1	68-70-65-65	268	\$1,400,000.00	Camilo Villegas	T36	70-70-72-70	282	\$60,000.00
Robert Allenby	T2	68-69-69-66	272	665,000.00	Nick Watney	T36	74-68-69-71	282	60,000.00
Padraig Harrington	T2	64-69-67-72	272	665,000.00	Ross Fisher	43	70-71-70-72	283	56,000.00
Angel Cabrera	T4	70-68-68-67	273	332,000.00	Justin Leonard	44	70-71-70-73	284	55,000.00
Hunter Mahan	T4	68-69-70-66	273	332,000.00	K.J. Choi	T45	74-72-73-66	285	51,500.00
Steve Stricker	T6	67-69-71-67	274	214,333.34	Luke Donald	T45	70-72-69-74	285	51,500.00
Stewart Cink	T6	69-69-68-68	274	214,333.33	Anders Hansen	T45	73-71-70-71	285	51,500.00
Miguel A. Jimenez	T6	68-72-66-68	274	214,333.33	Graeme McDowell	T45	73-71-71-70	285	51,500.00
Lee Westwood	9	69-71-70-65	275	160,000.00	Nick O'Hern	T45	72-67-71-75	285	51,500.00
Mike Weir	10	71-66-69-70	276	145,000.00	Rory Sabbatini	T45	71-71-68-75	285	51,500.00
Chad Campbell	T11	71-68-69-69	277	112,500.00	Stuart Appleby	T51	74-68-69-75	286	46,500.00
Jerry Kelly	T11	71-65-69-72	277	112,500.00	Christian Vaera	T51	75-70-71-70	286	46,500.00
Kenny Perry	T11	69-71-66-71	277	112,500.00	Nick Dougherty	T51	69-71-71-75	286	46,500.00
Oliver Wilson	T11	69-69-68-71	277	112,500.00	Jim Furyk	T51	73-71-73-69	286	46,500.00
Woody Austin	T15	69-68-69-72	278	91,125.00	Danny Lee	T51	68-73-75-70	286	46,500.00
Zach Johnson	T15	67-70-69-72	278	91,125.00	Adam Scott	T51	78-67-71-70	286	46,500.00
Ian Poulter	T15	67-74-67-70	278	91,125.00	Scott Verplank	T51	66-69-75-76	286	46,500.00
Alvaro Quiros	T15	72-65-72-69	278	91,125.00	Phil Mickelson	T58	70-69-75-73	287	44,250.00
Lucas Glover	T19	69-69-68-73	279	83,000.00	Boo Weekley	T58	69-69-76-73	287	44,250.00
Davis Love III	T19	72-66-73-68	279	83,000.00	Soren Hansen	T60	69-71-70-78	288	42,750.00
Y.E. Yang	T19	72-72-69-66	279	83,000.00	Trevor Immelman	T60	70-70-74-74	288	42,750.00
Mathew Goggin	T22	73-71-68-68	280	74,428.58	Thongchai Jaidee	T60	71-74-70-73	288	42,750.00
Darren Clarke	T22	71-70-70-69	280	74,428.57	Martin Kaymer	T60	72-74-72-70	288	42,750.00
Sergio Garcia	T22	68-72-70-70	280	74,428.57	Cameron Beckman	T64	71-71-72-75	289	40,750.00
Dustin Johnson	T22	70-71-70-69	280	74,428.57	Ben Curtis	T64	77-69-72-71	289	40,750.00
Geoff Ogilvy	T22	69-71-67-73	280	74,428.57	Nathan Green	T64	74-71-74-70	289	40,750.00
Pat Perez	T22	70-72-66-72	280	74,428.57	Jeev M. Singh	T64	70-71-72-76	289	40,750.00
David Toms	T22	69-69-69-73	280	74,428.57	Soren Kjeldsen	T68	72-70-75-73	290	39,250.00
Tim Clark	T29	66-68-73-74	281	67,000.00	Rory Mcllroy	T68	75-70-71-74	290	39,250.00
Ernie Els	T29	71-72-70-68	281	67,000.00	Gonzalo Fdez-Castano	T70	70-71-73-77	291	38,250.00
Retief Goosen	T29	71-67-71-72	281	67,000.00	Sean O'Hair	T70	69-72-76-74	291	38,250.00
Charles Howell III	T29	71-72-68-70	281	67,000.00	Shingo Katayama	72	74-72-73-73	292	37,500.00
Justin Rose	T29	75-68-69-69	281	67,000.00	Richard Sterne	73	72-73-71-77	293	37,000.00
Vijay Singh	T29	70-73-67-71	281	67,000.00	Gregory Havret	T74	73-77-70-75	295	36,625.00
Henrik Stenson	T29	69-72-70-70	281	67,000.00	Marc Turnesa	T74	76-75-71-73	295	36,625.00
J.B. Holmes	T36	70-72-65-75	282	60,000.00	Chih-Bing Lam	76	74-75-75-75	299	36,250.00
Anthony Kang	T36	71-76-66-69	282	60,000.00	Shane Lowry	77	78-78-72-72	300	36,000.00
Anthony Kim	T36	72-68-71-71	282	60,000.00	Yuji Igarashi	78	74-83-73-72	302	35,750.00
Prayad Marksang	T36	66-70-72-74	282	60,000.00	Brian Gay	79	75-74-76-79	304	35,500.00
Carl Pettersson	T36	70-70-68-74	282	60,000.00					

2008 Bridgestone Invitational

Firestone Country Club, South Course

Purse: \$8,000,000

Par/Yards: 35-35-70/7,400

July 31-August 3, 2008

First Round	Second Round	Third Round
Retief Goosen 66 (-4)	Vijay Singh 133 (-7)	Lee Westwood 202 (-8)
Tim Clark 67 (-3)	Phil Mickelson 134 (-6)	Vijay Singh 202 (-8)
Zach Johnson 67 (-3)	Sean O'Hair 135 (-5)	Phil Mickelson 202 (-8)
Daniel Chopra 67 (-3)	Peter Lonard 135 (-5)	Stuart Appleby 201 (-7)
Vijay Singh 67 (-3)	Zach Johnson 135 (-5)	Retief Goosen 199 (-5)
	Lee Westwood 135 (-5)	



CUT: There was no cut. All 80 professionals completed 72 holes.

WEATHER: Thursday: Mainly sunny with temperatures reaching the high 80s. NW winds from 6-12 mph. Friday: Partly sunny with highs in the upper 80s. W winds 5-10 mph. Saturday: Sunny and warm with N-NW winds 6-12 mph. Sunday: Mostly sunny with highs in the 80s.

Winner: Vijay Singh 67-66-69-68 270 \$1,350,000.00

Vijay Singh..... 1	67-66-69-68	270	\$1,350,000.00	Brendan Jones T36	69-73-69-70	281	\$52,000.00
Stuart Appleby..... T2	70-66-67-68	271	635,000.00	Anthony Kim..... T36	71-72-70-68	281	52,000.00
Lee Westwood..... T2	70-65-67-69	271	635,000.00	Aaron Baddeley T43	79-69-66-68	282	46,600.00
Retief Goosen..... T4	66-71-68-67	272	310,000.00	Stewart Cink..... T43	68-68-74-72	282	46,600.00
Phil Mickelson..... T4	68-66-68-70	272	310,000.00	Richard Green..... T43	72-73-70-67	282	46,600.00
Darren Clarke T6	70-71-65-67	273	220,000.00	Brandt Snedeker..... T43	68-76-69-69	282	46,600.00
Peter Lonard..... T6	69-66-72-66	273	220,000.00	Steve Stricker T43	68-69-75-70	282	46,600.00
Paul Casey..... T8	70-71-68-65	274	162,500.00	Stephen Ames..... T48	69-71-71-72	283	44,250.00
D.J. Trahan..... T8	69-67-70-68	274	162,500.00	Steve Flesch..... T48	70-70-73-70	283	44,250.00
Miguel A. Jimenez.... T10	70-66-70-69	275	133,000.00	Hidemasa Hoshino... T48	75-73-65-70	283	44,250.00
Hunter Mahan T10	71-66-70-68	275	133,000.00	David Toms T48	72-72-70-69	283	44,250.00
Chris DiMarco..... T12	68-70-68-70	276	111,000.00	Woody Austin T52	71-70-72-71	284	42,250.00
Sean O'Hair..... T12	68-67-73-68	276	111,000.00	Niclas Fasth T52	71-71-72-70	284	42,250.00
Chad Campbell..... T14	68-71-68-70	277	95,500.00	Rocco Mediate T52	68-73-71-72	284	42,250.00
Daniel Chopra..... T14	67-74-66-70	277	95,500.00	Chez Reavie..... T52	68-74-70-72	284	42,250.00
K.J. Choi..... T16	73-67-70-68	278	82,625.00	Ross Fisher T56	69-73-70-73	285	40,000.00
Zach Johnson T16	67-68-72-71	278	82,625.00	Fredrik Jacobson T56	71-71-70-73	285	40,000.00
Ian Poulter..... T16	70-68-69-71	278	82,625.00	Graeme McDowell.... T56	70-71-73-71	285	40,000.00
Henrik Stenson..... T16	73-70-68-67	278	82,625.00	Rod Pampling T56	69-71-75-70	285	40,000.00
Robert Allenby..... T20	71-70-70-68	279	71,000.00	Adam Scott T56	69-76-72-68	285	40,000.00
Tim Clark..... T20	67-71-71-70	279	71,000.00	Nick Dougherty..... T61	72-76-69-69	286	38,250.00
Padraig Harrington... T20	69-75-68-67	279	71,000.00	Steve Webster T61	68-72-72-74	286	38,250.00
Robert Karlsson T20	71-67-71-70	279	71,000.00	Lucas Glover T63	70-75-72-70	287	37,000.00
Justin Leonard T20	68-70-70-71	279	71,000.00	Andres Romero T63	73-71-73-70	287	37,000.00
Steve Lowery..... T20	75-67-70-67	279	71,000.00	Scott Strange T63	68-74-73-72	287	37,000.00
Scott Verplank..... T20	71-70-70-68	279	71,000.00	Kenny Perry T66	74-69-73-72	288	35,750.00
Ernie Els..... T27	69-74-69-68	280	60,000.00	Boo Weekley..... T66	72-73-71-72	288	35,750.00
Jim Furyk..... T27	68-69-71-72	280	60,000.00	Martin Kaymer..... T68	72-79-68-70	289	34,500.00
Charles Howell III T27	68-70-70-72	280	60,000.00	Prayad Marksaeng ... T68	70-73-73-73	289	34,500.00
Paul McGinley T27	70-67-72-71	280	60,000.00	Geoff Ogilvy..... T68	71-67-79-72	289	34,500.00
Nick O'Hern T27	70-68-71-71	280	60,000.00	Brett Rumford..... T71	75-70-76-69	290	33,250.00
Justin Rose T27	71-70-68-71	280	60,000.00	Johnson Wagner..... T71	70-74-75-71	290	33,250.00
Rory Sabbatini..... T27	69-67-70-74	280	60,000.00	Soren Hansen..... T73	75-73-70-74	292	32,500.00
Vaughn Taylor..... T27	72-67-69-72	280	60,000.00	J.J. Henry..... T73	69-73-73-77	292	32,500.00
Oliver Wilson T27	71-69-72-68	280	60,000.00	David Howell T73	70-75-70-77	292	32,500.00
Angel Cabrera..... T36	72-73-68-68	281	52,000.00	Pablo Larrazabal T76	72-75-71-76	294	32,000.00
Richard Finch..... T36	69-75-70-67	281	52,000.00	Colin Montgomerie.... T77	72-71-76-76	295	31,750.00
Sergio Garcia..... T36	69-72-68-72	281	52,000.00	James Kingston T78	73-72-71-80	296	31,500.00
J.B. Holmes..... T36	69-68-72-72	281	52,000.00	Craig Parry T79	70-75-75-77	297	31,250.00
Trevor Immelman.... T36	75-64-68-74	281	52,000.00	Mark Brown T80	80-75-76-70	301	31,000.00

2007 Bridgestone Invitational

Firestone Country Club, South Course

Purse: \$8,000,000

Par/Yards: 35-35-70/7,400

August 2-5, 2007

LEADERS		First Round	Second Round	Third Round
	Hunter Mahan	67 (-3)	Rory Sabbatini.....	134 (-6)
	Rory Sabbatini.....	67 (-3)	Zach Johnson.....	136 (-4)
	Paul Casey.....	67 (-3)	Kenny Perry.....	138 (-2)
	Stuart Appleby.....	68 (-2)	Scott Verplank.....	138 (-2)
	Mark Calcavecchia.....	68 (-2)	Tiger Woods.....	138 (-2)
	Arron Oberholser.....	68 (-2)		
	Boo Weekley.....	68 (-2)		
	Lee Westwood.....	68 (-2)		
	Tiger Woods.....	68 (-2)		
				Rory Sabbatini.....
				206 (-4)
				Tiger Woods.....
				207 (-3)
				Kenny Perry.....
				209 (-1)

CUT: There was no cut. 82 of the 85 professionals completed 72 holes.

NOTEWORTHY: Tiger Woods won the Bridgestone Invitational for the sixth time at Firestone Country Club. On five occasions, a player has won the same tournament six-plus times, but only three players have collected six victories on the same course.



WEATHER: Thursday: Sunny and warm throughout the day with a high of 93, with SW winds 5-10 mph. Friday: Sunny and warm with a high of 89 and SW winds 5-10 mph. Saturday: Partly cloudy with N-NW winds 5-10 mph and a high of 85. Sunday: Partly cloudy with showers throughout the day, SW winds 10-15 mph and a high of 80.

Winner: Tiger Woods 68-70-69-65 272 \$1,350,000.00

Tiger Woods	1	68-70-69-65	272	\$1,350,000.00	Colin Montgomerie ...	T41	71-72-73-75	291	\$48,000.00
Justin Rose	T2	69-72-71-68	280	635,000.00	Henrik Stenson	T41	72-74-72-73	291	48,000.00
Rory Sabbatini	T2	67-67-72-74	280	635,000.00	Steve Stricker	T41	70-73-76-72	291	48,000.00
Chris DiMarco	T4	69-70-72-70	281	310,000.00	John Senden	45	71-69-78-74	292	46,000.00
Peter Lonard	T4	70-70-73-68	281	310,000.00	Michael Campbell	T46	71-74-72-76	293	44,500.00
Tim Clark	T6	71-70-72-69	282	202,000.00	Thongchai Jaidee	T46	73-76-73-71	293	44,500.00
Davis Love III	T6	74-65-74-69	282	202,000.00	Shingo Katayama	T46	71-73-75-74	293	44,500.00
Andres Romero	T6	71-71-69-71	282	202,000.00	Jerry Kelly	T46	73-71-74-75	293	44,500.00
Justin Leonard	T9	73-67-71-72	283	147,500.00	Phil Mickelson	T46	74-72-74-73	293	44,500.00
Scott Verplank	T9	70-68-73-72	283	147,500.00	Paul Casey	T51	67-73-76-78	294	42,000.00
Zach Johnson	T11	71-65-76-72	284	115,333.34	Troy Matteson	T51	71-74-73-76	294	42,000.00
K.J. Choi	T11	71-73-69-71	284	115,333.33	Geoff Ogilvy	T51	73-71-72-78	294	42,000.00
Kenny Perry	T11	69-69-71-75	284	115,333.33	Jeev M. Singh	T51	72-74-72-76	294	42,000.00
Mark Calcavecchia	T14	68-72-76-69	285	86,583.34	Richard Sterne	T51	77-72-74-71	294	42,000.00
Rod Pampling	T14	71-73-74-67	285	86,583.34	Woody Austin	T56	74-77-68-76	295	39,500.00
Stuart Appleby	T14	68-74-69-74	285	86,583.33	Stewart Cink	T56	79-67-76-73	295	39,500.00
Joe Durant	T14	74-67-71-73	285	86,583.33	Nick O'Hern	T56	72-72-75-76	295	39,500.00
Padraig Harrington	T14	72-69-72-72	285	86,583.33	Vijay Singh	T56	74-72-75-74	295	39,500.00
Arron Oberholser	T14	68-74-72-71	285	86,583.33	Yong-Eun Yang	T56	73-74-70-78	295	39,500.00
Aaron Baddeley	T20	70-74-67-75	286	75,500.00	Retief Goosen	T61	74-73-72-77	296	36,750.00
Sergio Garcia	T20	71-77-71-67	286	75,500.00	David Howell	T61	74-77-75-70	296	36,750.00
Stephen Ames	T22	71-73-71-72	287	66,250.00	Vaughn Taylor	T61	72-77-71-76	296	36,750.00
Luke Donald	T22	75-75-67-70	287	66,250.00	David Toms	T61	76-74-71-75	296	36,750.00
Ernie Els	T22	70-77-72-68	287	66,250.00	Nick Watney	T61	72-72-76-76	296	36,750.00
Niclas Fasth	T22	75-73-70-69	287	66,250.00	Liang Wen-chong	T61	75-74-72-75	296	36,750.00
Anders Hansen	T22	71-72-71-73	287	66,250.00	Darren Clarke	T67	70-76-76-75	297	34,750.00
Charley Hoffman	T22	71-73-74-69	287	66,250.00	Mark Hensby	T67	73-71-79-74	297	34,750.00
Hunter Mahan	T22	67-73-71-76	287	66,250.00	Angel Cabrera	T69	73-76-74-75	298	33,500.00
Lee Westwood	T22	68-71-79-69	287	66,250.00	Fred Funk	T69	75-74-74-75	298	33,500.00
Richard Green	T30	73-73-68-74	288	58,000.00	Gregory Havret	T69	73-73-76-76	298	33,500.00
Carl Pettersson	T30	70-79-68-71	288	58,000.00	Robert Karlsson	T69	76-72-72-78	298	33,500.00
Ian Poulter	T30	71-73-74-70	288	58,000.00	Graeme Storm	T69	75-72-76-75	298	33,500.00
John Rollins	T30	73-75-68-72	288	58,000.00	Brian Bateman	T74	77-75-72-75	299	32,625.00
Boo Weekley	T30	68-78-70-72	288	58,000.00	Paul Goydos	T74	69-76-73-81	299	32,625.00
Brett Wetterich	T30	74-75-70-69	288	58,000.00	Jose Manuel Lara	76	71-77-77-75	300	32,250.00
Trevor Immelman	T36	73-76-69-71	289	53,500.00	Chad Campbell	T77	73-73-77-79	302	31,750.00
Adam Scott	T36	75-76-70-68	289	53,500.00	Anton Haig	T77	77-75-71-79	302	31,750.00
Mark Wilson	T36	76-75-68-70	289	53,500.00	Raphael Jacquelin	T77	71-77-73-81	302	31,750.00
Charles Howell III	T39	72-76-70-72	290	51,000.00	Ben Curtis	80	74-79-77-73	303	31,250.00
Paul McGinley	T39	72-74-73-71	290	51,000.00	Robert Allenby	81	76-74-82-80	312	31,000.00
J.J. Henry	T41	73-69-74-75	291	48,000.00	Jose Maria Olazabal ..	82	77-80-78-79	314	30,750.00

2006 Bridgestone Invitational

Firestone Country Club (South Course), Akron, OH
August 24-27, 2006

Purse: \$7,500,000

Par/Yards: 35-35-70/7,360

LEADERS		First Round	Second Round	Third Round
	Adam Scott	63 (-7)	Tiger Woods 131 (-9)	Stewart Cink..... 201 (-9)
	Jason Gore	65 (-5)	Davis Love III..... 132 (-8)	Paul Casey..... 202 (-8)
	Lucas Glover	66 (-4)	Jim Furyk..... 134 (-6)	Davis Love III..... 202 (-8)
	Michael Campbell	67 (-3)	Adam Scott..... 134 (-6)	Tiger Woods 202 (-8)
	Luke Donald	67 (-3)	Ernie Els..... 135 (-5)	Jim Furyk..... 203 (-7)
	David Howell	67 (-3)	Lucas Glover..... 135 (-5)	
	Davis Love III	67 (-3)	Kevin Stadler..... 135 (-5)	
	David Toms	67 (-3)		
	Tiger Woods	67 (-3)		

CUT: There was no cut. 76 of the 78 professionals completed 72 holes.



WEATHER: Thursday: Rain in the morning with mostly cloudy skies. Sunny and warm in the afternoon with a high of 76. Friday: Partly cloudy with a high of 85. Winds S 5-10 mph. Saturday: Partly cloudy. High of 85 with winds SW 5-10 mph. Sunday: Due to a threatening weather situation, tee times were scheduled for 7:30-9:30 a.m. off Nos. 1 and 10. After heavy overnight rains, play was delayed 90 minutes. On and off showers most of the day with cloudy skies. High temperature was 77 with SW winds 8-12 mph.

Winner: Tiger Woods 67-64-71-68 270 \$1,300,000.00

Tiger Woods1	67-64-71-68	270	\$1,300,000.00	Rory Sabbatini T36	75-71-68-70	284	\$50,500.00
Stewart Cink2	70-67-64-69	270	750,000.00	Charl Schwartzel T36	72-69-70-73	284	50,500.00
Jim Furyk3	69-65-69-68	271	450,000.00	Brett Wetterich T36	72-73-71-68	284	50,500.00
Angel Cabrera T4	70-68-70-65	273	246,250.00	Fred Funk T42	72-70-72-71	285	46,166.67
Paul Casey T4	69-69-64-71	273	246,250.00	Tom Lehman T42	72-69-73-71	285	46,166.67
Lucas Glover T4	66-69-69-69	273	246,250.00	Ben Curtis T42	71-72-72-70	285	46,166.66
Davis Love III T4	67-65-70-71	273	246,250.00	Rod Pampling T45	75-71-71-69	286	44,500.00
Luke Donald T8	67-69-70-68	274	152,500.00	Vijay Singh T45	70-74-73-69	286	44,500.00
David Toms T8	67-74-65-68	274	152,500.00	Dean Wilson T45	75-70-68-73	286	44,500.00
J.J. Henry T10	70-68-68-69	275	120,000.00	Retief Goosen T48	71-73-74-69	287	43,250.00
Arron Oberholser T10	70-71-69-65	275	120,000.00	Corey Pavin T48	74-73-68-72	287	43,250.00
Adam Scott T10	63-71-71-70	275	120,000.00	Olin Browne T50	68-75-70-75	288	41,750.00
Trevor Immelman T13	69-70-68-70	277	95,000.00	Chad Campbell T50	68-76-72-72	288	41,750.00
Ian Poulter T13	71-71-67-68	277	95,000.00	Stephen Dodd T50	74-73-69-72	288	41,750.00
Kevin Stadler T13	68-67-70-72	277	95,000.00	J.B. Holmes T50	71-72-68-77	288	41,750.00
Ben Crane T16	73-67-70-68	278	85,000.00	Aaron Baddeley T54	73-74-69-73	289	39,500.00
Michael Campbell T17	67-71-70-71	279	82,000.00	Mark Hensby T54	74-76-68-71	289	39,500.00
Stephen Ames T18	69-70-71-70	280	77,000.00	Miguel A. Jimenez T54	70-72-77-70	289	39,500.00
Thomas Bjorn T18	72-67-67-74	280	77,000.00	Thomas Levet T54	77-69-69-74	289	39,500.00
Robert Gamez T18	70-67-72-71	280	77,000.00	Phil Mickelson T54	74-74-68-73	289	39,500.00
Vaughn Taylor T18	71-67-71-71	280	77,000.00	David Howell T59	67-79-71-74	291	37,500.00
Robert Allenby T22	71-71-68-71	281	68,000.00	Jeff Maggert T59	75-70-75-71	291	37,500.00
K.J. Choi T22	75-70-67-69	281	68,000.00	Scott Verplank T59	71-75-70-75	291	37,500.00
Sergio Garcia T22	69-73-68-71	281	68,000.00	Bart Bryant T62	72-83-69-68	292	36,000.00
Jose Maria Olazabal T22	68-70-74-69	281	68,000.00	Johan Edfors T62	75-76-71-70	292	36,000.00
Mike Weir T22	69-71-69-72	281	68,000.00	Robert Karlsson T62	75-70-73-74	292	36,000.00
Chris DiMarco T27	68-72-71-71	282	60,500.00	Shiv Kapur T65	72-75-72-74	293	35,000.00
Padraig Harrington T27	73-71-70-68	282	60,500.00	John Bickerton T66	74-75-70-75	294	34,250.00
Kenny Perry T27	73-70-66-73	282	60,500.00	Paul McGinley T66	77-75-70-72	294	34,250.00
Carl Pettersson T27	70-72-68-72	282	60,500.00	Mark Calcavecchia T68	75-72-77-71	295	33,000.00
Ernie Els T31	68-67-70-78	283	56,000.00	Chris Couch T68	72-74-72-77	295	33,000.00
Brad Faxon T31	69-69-75-70	283	56,000.00	Tim Herron T68	76-74-73-72	295	33,000.00
Justin Leonard T31	70-69-72-72	283	56,000.00	Stuart Appleby T71	76-75-76-69	296	31,750.00
Nick O'Hern T31	72-69-71-71	283	56,000.00	Peter Lonard T71	74-73-77-72	296	31,750.00
Henrik Stenson T31	75-73-67-68	283	56,000.00	Wes Short, Jr. T71	76-71-73-76	296	31,750.00
Jason Gore T36	65-76-73-70	284	50,500.00	Tim Clark T74	68-75-80-77	300	31,250.00
Zach Johnson T36	71-68-72-73	284	50,500.00	Gonzalo Fernandez T75	74-76-81-70	301	31,000.00
Geoff Ogilvy T36	69-76-70-69	284	50,500.00	Tatsuhiko Takahashi T76	81-73-75-75	304	30,750.00

2005 NEC Invitational

Firestone Country Club (South Course), Akron, OH
August 18-21, 2005

Purse: \$7,500,000

Par/Yards: 35-35-70/7,360

LEADERS	First Round	Second Round	Third Round
	Vijay Singh 66 (-4)	Luke Donald 136 (-4)	Kenny Perry 203 (-7)
	Henrik Stenson 66 (-4)	Tiger Woods 136 (-4)	Tiger Woods 203 (-7)
	Tiger Woods 66 (-4)	Thomas Bjorn 137 (-3)	Paul McGinley 204 (-6)
	Chris DiMarco 67 (-3)	Chris DiMarco 137 (-3)	Stuart Appleby 205 (-5)
	Nick Dougherty 67 (-3)	Paul McGinley 137 (-3)	Sergio Garcia 205 (-5)
	Davis Love III 67 (-3)	Vijay Singh 137 (-3)	
		Henrik Stenson 137 (-3)	

CUT: There was no cut. 74 of the 76 players completed 72 holes.



WEATHER: Thursday: Mostly cloudy with temperatures in the low 80s. Friday: A mix of sun and clouds with temperatures in the mid-80s. Saturday: Third-round tee times were moved up to 7:20 a.m. Last group teed off at 9:10 a.m. Cloudy with temperatures reaching the low 80s. Lightning and heavy rain in the area caused a three-hour and 16 minute weather delay at 12:44 p.m. Play suspended for the day at 6:05 p.m. Sunday: Third-round played resumed at 7:30 a.m. and ended at 8:15 a.m. Final round began at 9 a.m. with players in twosomes. Sunny with temperatures reaching 80.

Winner: Tiger Woods 66-70-67-71 274 \$1,300,000.00

Tiger Woods1	66-70-67-71	274	\$1,300,000.00	Stephen Ames T36	74-71-68-73	286	\$52,000.00
Chris DiMarco2	67-70-70-68	275	750,000.00	Woody Austin T36	73-68-77-68	286	52,000.00
Vijay Singh T3	66-71-72-67	276	353,666.67	Peter Lonard T36	74-71-68-73	286	52,000.00
Paul McGinley T3	71-66-67-72	276	353,666.66	Adam Scott T36	70-76-67-73	286	52,000.00
Ryan Palmer T3	72-68-67-69	276	353,666.66	Mike Weir T36	71-69-70-76	286	52,000.00
Luke Donald T6	69-67-74-67	277	200,000.00	Angel Cabrera T41	75-74-67-71	287	47,000.00
David Howell T6	70-68-70-69	277	200,000.00	Stewart Cink T41	72-72-73-70	287	47,000.00
Kenny Perry T6	70-69-64-74	277	200,000.00	Fred Funk T41	74-71-69-73	287	47,000.00
Zach Johnson T9	70-70-69-69	278	135,000.00	Tom Lehman T41	73-71-75-68	287	47,000.00
Colin Montgomerie T9	70-72-68-68	278	135,000.00	Geoff Ogilvy T41	74-74-70-69	287	47,000.00
Jose Maria Olazabal T9	72-68-66-72	278	135,000.00	Brent Geiberger T46	70-76-69-73	288	43,500.00
David Toms T9	71-67-69-71	278	135,000.00	Thomas Levet T46	72-71-72-73	288	43,500.00
Stuart Appleby T13	68-70-67-74	279	94,400.00	Shigeiki Maruyama T46	75-70-71-72	288	43,500.00
Sergio Garcia T13	68-70-67-74	279	94,400.00	Marc Cayeux T49	71-75-71-72	289	42,250.00
Davis Love III T13	67-73-69-70	279	94,400.00	Steve Elkington T49	72-76-75-66	289	42,250.00
Rod Pampling T13	71-70-71-67	279	94,400.00	K.J. Choi T51	71-76-69-74	290	40,250.00
Henrik Stenson T13	66-71-72-70	279	94,400.00	Tim Clark T51	71-75-72-72	290	40,250.00
Thomas Bjorn 18	70-67-72-71	280	83,000.00	Nick Dougherty T51	67-81-70-72	290	40,250.00
Paul Casey T19	75-68-67-71	281	77,000.00	Phil Mickelson T51	69-72-75-74	290	40,250.00
Kenneth Ferrie T19	71-70-73-67	281	77,000.00	Sean O'Hair T51	70-74-73-73	290	40,250.00
Jay Haas T19	76-69-67-69	281	77,000.00	Scott Verplank T51	73-73-67-77	290	40,250.00
Trevor Immelman T19	73-71-71-66	281	77,000.00	Miguel A. Jimenez 57	76-75-73-67	291	38,500.00
Justin Leonard T19	72-66-71-72	281	77,000.00	Ben Crane T58	74-75-71-73	293	36,500.00
Jim Furyk T24	72-73-68-69	282	69,000.00	Stephen Gallacher T58	74-74-75-70	293	36,500.00
Padraig Harrington T24	75-68-69-70	282	69,000.00	Retief Goosen T58	77-73-73-70	293	36,500.00
Lee Westwood T24	73-72-63-74	282	69,000.00	Mark Hensby T58	70-76-71-76	293	36,500.00
John Daly 27	71-69-69-74	283	65,000.00	Thongchai Jaidee T58	73-76-72-72	293	36,500.00
Bart Bryant T28	74-73-67-70	284	60,200.00	Craig Parry T58	79-71-73-70	293	36,500.00
Darren Clarke T28	76-68-72-68	284	60,200.00	Chris Riley T58	69-81-74-69	293	36,500.00
Fred Couples T28	71-74-70-69	284	60,200.00	Kazuhiko Hosokawa 65	70-78-71-75	294	34,500.00
Nick O'Hern T28	68-73-72-71	284	60,200.00	Tim Petrovic 66	80-73-69-73	295	34,000.00
Rory Sabbatini T28	73-69-67-75	284	60,200.00	Richard Green 67	76-78-69-73	296	33,500.00
Chad Campbell T33	72-72-69-72	285	56,000.00	Michael Campbell 68	72-74-78-74	298	33,000.00
Niclas Fasth T33	72-72-70-71	285	56,000.00	Stephen Dodd 69	74-78-77-73	302	32,500.00
Ian Poulter T33	73-69-69-74	285	56,000.00	Jyoti Randhawa 70	79-77-75-73	304	32,000.00

2004 NEC Invitational

Firestone Country Club (South Course), Akron, OH
August 19-22, 2004

Purse: \$7,000,000

Par/Yards: 35-35-70/7,360

LEADERS	First Round	Second Round	Third Round
	Stewart Cink..... 63 (-7)	Stewart Cink..... 131 (-9)	Stewart Cink..... 199 (-11)
	Zach Johnson..... 65 (-5)	Rory Sabbatini..... 134 (-6)	Chris DiMarco..... 204 (-6)
	Barry Lane..... 67 (-3)	Tiger Woods..... 134 (-6)	David Toms..... 204 (-6)
	Bob Tway..... 67 (-3)	Rod Pampling..... 135 (-5)	Tiger Woods..... 204 (-6)
		David Toms..... 135 (-5)	Rod Pampling..... 205 (-5)
			Rory Sabbatini..... 205 (-5)
			Scott Verplank..... 205 (-5)

CUT: There was no cut. 75 of the 76 players completed 72 holes.

WEATHER: Due to heavy rainfall on Wednesday, players were allowed preferred lies all four rounds. The start of the first round was delayed from 9:35 a.m. to 2:45 p.m. due to heavy rain and lightning. The players played in threesomes off two tees instead of twosomes off No. 1. Warm and partly sunny, cloudy in late afternoon. Play was suspended at 5:05 p.m. Play resumed at 5:45 p.m. and was suspended due to darkness at 8:05 p.m. Sixteen players completed the first round, and 60 didn't. There was a 7:30 a.m. re-start on Friday. Second round beginning at 10:20 after players were re-paired in threesomes. Mostly cloudy on Friday, temperatures in the 60s. Mid-afternoon, heavy and steady rainfall. Play was suspended at 3:09 p.m. and suspended for the day at 4:34 p.m. 1.5 inches of rain fell on Friday. Saturday, partly cloudy and cooler in the morning. Mostly sunny in the afternoon, high of 71 degrees. Sunny and clear on Sunday, high of 77.



Winner: Stewart Cink 63-68-68-70 269 \$1,200,000.00

Stewart Cink.....1	63-68-68-70	269	\$1,200,000.00	Joey Sindelar..... T32	70-70-71-72	283	\$51,000.00
Rory Sabbatini..... T2	68-66-71-68	273	552,500.00	Vijay Singh..... T32	73-73-67-70	283	51,000.00
Tiger Woods..... T2	68-66-70-69	273	552,500.00	Jay Haas..... T41	70-69-71-74	284	45,500.00
Angel Cabrera..... T4	69-70-67-68	274	282,500.00	Mike Weir..... T41	70-67-73-74	284	45,500.00
Davis Love III..... T4	68-68-72-66	274	282,500.00	John Daly..... T43	71-69-74-71	285	43,000.00
Bob Tway..... T6	67-73-67-68	275	178,333.34	Phil Mickelson..... T43	70-75-68-72	285	43,000.00
Chris DiMarco..... T6	68-69-67-71	275	178,333.33	Chris Riley..... T43	72-69-71-73	285	43,000.00
David Toms..... T6	69-66-69-71	275	178,333.33	Paul McGinley..... T46	73-72-69-72	286	40,750.00
Robert Allenby..... T9	71-67-69-69	276	116,000.00	Nick Price..... T46	69-73-72-72	286	40,750.00
Stuart Appleby..... T9	69-70-69-68	276	116,000.00	Tim Clark..... T48	71-70-72-74	287	39,750.00
Alex Cejka..... T9	72-67-71-66	276	116,000.00	Steve Flesch..... T48	75-70-71-71	287	39,750.00
Charles Howell III..... T9	71-67-68-70	276	116,000.00	Tommy Armour III..... T50	76-72-70-70	288	38,000.00
Lee Westwood..... T9	69-69-69-69	276	116,000.00	Ricardo Gonzalez..... T50	73-75-70-70	288	38,000.00
Darren Clarke..... T14	71-70-68-68	277	87,500.00	Justin Leonard..... T50	73-71-72-72	288	38,000.00
Rod Pampling..... T14	68-67-70-72	277	87,500.00	Shaun Michael..... T50	71-72-73-72	288	38,000.00
Paul Casey..... T16	72-70-68-68	278	79,333.34	Phillip Price..... T50	72-70-74-72	288	38,000.00
Luke Donald..... T16	71-70-65-72	278	79,333.33	Barry Lane..... T55	67-77-73-72	289	36,000.00
Sergio Garcia..... T16	68-70-70-70	278	79,333.33	J.L. Lewis..... T55	73-71-73-72	289	36,000.00
Jerry Kelly..... T19	69-73-64-73	279	74,000.00	Adam Scott..... T55	71-67-75-76	289	36,000.00
Scott Verplank..... T19	69-69-67-74	279	74,000.00	K.J. Choi..... T58	71-73-69-77	290	34,500.00
Todd Hamilton..... T21	69-67-71-73	280	71,000.00	Carlos Franco..... T58	69-73-75-73	290	34,500.00
Stephen Ames..... T22	69-70-69-73	281	65,000.00	Colin Montgomerie..... T58	69-71-75-75	290	34,500.00
Jim Furyk..... T22	68-72-71-70	281	65,000.00	Scott Drummond..... T61	69-75-73-75	292	32,750.00
Zach Johnson..... T22	65-73-73-70	281	65,000.00	Niclas Fasth..... T61	75-68-70-79	292	32,750.00
Stephen Leaney..... T22	73-67-68-73	281	65,000.00	Fred Funk..... T61	69-75-71-77	292	32,750.00
Jesper Parnevik..... T22	69-72-70-70	281	65,000.00	Bernhard Langer..... T61	74-69-75-74	292	32,750.00
S.K. Ho..... T27	70-67-73-72	282	58,000.00	Ernie Els..... T65	72-77-72-72	293	30,750.00
Miguel A. Jimenez..... T27	71-70-72-69	282	58,000.00	Mark Hensby..... T65	71-70-78-74	293	30,750.00
Shigeki Maruyama..... T27	69-68-72-73	282	58,000.00	Jonathan Kaye..... T65	71-75-72-75	293	30,750.00
Kenny Perry..... T27	72-75-69-66	282	58,000.00	Craig Parry..... T65	79-69-71-74	293	30,750.00
Brett Rumford..... T27	71-73-69-69	282	58,000.00	Chad Campbell..... T69	74-74-71-75	294	29,250.00
Fred Couples..... T32	72-68-69-74	283	51,000.00	Kirk Triplett..... T69	73-67-79-75	294	29,250.00
Brad Faxon..... T32	72-72-69-70	283	51,000.00	Andrew McLardy..... T71	73-83-69-70	295	28,500.00
Trevor Immelman..... T32	73-69-72-69	283	51,000.00	Mark O'Meara..... T72	71-72-77-76	296	27,750.00
Fredrik Jacobson..... T32	69-72-68-74	283	51,000.00	Peter Senior..... T72	69-77-74-76	296	27,750.00
Thongchai Jaidee..... T32	71-71-76-65	283	51,000.00	Padraig Harrington..... T74	77-74-70-76	297	27,000.00
Thomas Levet..... T32	68-73-70-72	283	51,000.00	Pierre Fulke..... T75	73-77-78-76	304	26,500.00
Peter Lonard..... T32	71-69-76-67	283	51,000.00				

2003 NEC Invitational

Firestone Country Club (South Course), Akron, OH
August 21-24, 2003

Purse: \$6,000,000

Par/Yards: 35-35-70/7,230

LEADERS		First Round	Second Round	Third Round
	Ben Curtis	64 (-6)	Chris Riley	133 (-7)
	Sergio Garcia	64 (-6)	David Toms	133 (-7)
	Darren Clarke	65 (-5)	Fred Funk	134 (-6)
	Tiger Woods	65 (-5)	Vijay Singh	134 (-6)
	Davis Love III	66 (-4)	Darren Clarke	135 (-5)
	Chris Riley	66 (-4)	Brad Faxon	135 (-5)
	David Toms	66 (-4)		
	Scott Verplank	66 (-4)		
				Darren Clarke 201 (-9)
				Jonathan Kaye..... 202 (-8)
				Chris Riley..... 203 (-7)
				Davis Love III..... 204 (-6)
				Tiger Woods..... 204 (-6)



CUT: There was no cut. All 85 players completed 72 holes.

WEATHER: On Thursday, hazy and muggy with a high of 90 degrees. Mostly sunny in the afternoon. SW winds 10-20 mph. Party cloudy and breezy with cooler temperatures reaching 80 degrees. NW winds 12-18 mph. Sunny and pleasant with a high of 78 degrees. Lower humidity and NE winds 10-15. Mix of sun and clouds on Sunday, with temperatures reaching 78 degrees. SE winds 5-10 mph.

Winner: Darren Clarke 65-70-66-67 268 \$1,050,000.00

Jonathan Kaye.....2	68-69-65-70	272	\$550,000.00	Robert-Jan Derksen.....T42	73-70-70-72	285	\$33,750.00
Davis Love III3	66-70-68-69	273	360,000.00	Nick Price.....T42	73-67-71-74	285	33,750.00
Chris RileyT4	66-67-70-71	274	235,000.00	Steve AllanT46	74-68-76-68	286	31,500.00
Tiger Woods.....T4	65-72-67-70	274	235,000.00	Stuart ApplebyT46	70-75-68-73	286	31,500.00
Vijay SinghT6	69-65-72-69	275	163,333.34	Bob Estes.....T46	68-74-70-74	286	31,500.00
Robert Allenby.....T6	69-69-68-69	275	163,333.33	Scott VerplankT46	66-73-70-77	286	31,500.00
Jim Furyk.....T6	69-69-68-69	275	163,333.33	Lee WestwoodT46	70-70-73-73	286	31,500.00
Brad Faxon.....T9	68-67-70-71	276	116,750.00	Scott HochT51	69-72-72-74	287	29,750.00
Trevor ImmelmanT9	70-68-70-68	276	116,750.00	Rory Sabbatini.....T51	73-72-70-72	287	29,750.00
Dan ForsmanT11	69-68-70-70	277	91,666.67	Mark CalcavecchiaT53	70-68-73-77	288	28,150.00
Bernhard LangerT11	71-73-65-68	277	91,666.67	Chad CampbellT53	73-71-72-72	288	28,150.00
Steve Flesch.....T11	71-67-67-72	277	91,666.66	K.J. Choi.....T53	73-71-71-73	288	28,150.00
Fred Funk.....T14	72-62-72-72	278	75,000.00	Jerry KellyT53	68-71-76-73	288	28,150.00
Toshi Izawa.....T14	70-71-68-69	278	75,000.00	Kenny Perry.....T53	72-76-68-72	288	28,150.00
Peter Jacobsen.....T14	73-64-71-70	278	75,000.00	Niclas Fasth.....T58	67-76-74-72	289	27,000.00
Paul CaseyT17	72-66-71-70	279	59,250.00	Paul McGinley.....T58	70-71-73-75	289	27,000.00
Ernie ElsT17	67-70-71-71	279	59,250.00	Kaname Yokoo.....T58	73-71-70-75	289	27,000.00
Retief GoosenT17	67-69-69-74	279	59,250.00	Thomas BjornT61	72-72-75-71	290	26,250.00
Jay HaasT17	72-69-73-65	279	59,250.00	Stewart Cink.....T61	70-71-74-75	290	26,250.00
Fred Couples.....T21	67-71-71-71	280	52,500.00	Phil Golding.....T61	76-69-73-72	290	26,250.00
Charles Howell III.....T21	72-68-74-66	280	52,500.00	Tim Clark.....T64	73-69-73-76	291	25,500.00
Angel CabreraT23	70-71-70-70	281	48,000.00	Craig ParryT64	69-75-71-76	291	25,500.00
Justin Leonard.....T23	75-69-69-68	281	48,000.00	Adam Scott.....T64	72-70-69-80	291	25,500.00
Peter LonardT23	70-73-72-66	281	48,000.00	Rich Beem.....T67	69-69-78-76	292	24,625.00
Shaun MicheelT23	71-69-70-71	281	48,000.00	Pierre Fulke.....T67	72-72-75-73	292	24,625.00
Phil Mickelson.....T23	68-73-70-70	281	48,000.00	Phillip Price.....T67	68-75-75-74	292	24,625.00
Colin MontgomerieT23	68-70-70-73	281	48,000.00	John RollinsT67	75-72-71-74	292	24,625.00
Mike WeirT23	71-72-69-69	281	48,000.00	Jonathan Byrd.....T71	71-77-73-72	293	23,375.00
Ben CurtisT30	64-76-72-70	282	43,000.00	Michael CampbellT71	74-71-70-78	293	23,375.00
Sergio GarciaT30	64-76-69-73	282	43,000.00	Stephen LeaneyT71	75-69-72-77	293	23,375.00
Len MattiaceT30	72-69-69-72	282	43,000.00	Kevin Na.....T71	71-80-69-73	293	23,375.00
Chris DiMarco.....T33	71-68-73-71	283	38,583.34	Jesper ParnevikT71	69-72-75-77	293	23,375.00
Justin RoseT33	72-73-69-69	283	38,583.34	Steen Tinning.....T71	71-74-76-72	293	23,375.00
Ian Poulter.....T33	73-68-67-75	283	38,583.33	Bob BurnsT77	74-70-75-75	294	22,000.00
Eduardo Romero.....T33	70-74-68-71	283	38,583.33	Ignacio GarridoT77	74-74-72-74	294	22,000.00
Hai SuttonT33	68-69-68-78	283	38,583.33	Robert Karlsson.....T77	72-72-77-73	294	22,000.00
David Toms.....T33	66-67-76-74	283	38,583.33	Rocco Mediate.....T77	78-73-69-74	294	22,000.00
Paul Azinger.....T39	72-69-67-76	284	35,500.00	Hennie Otto.....T77	72-69-75-78	294	22,000.00
Padraig HarringtonT39	73-71-70-70	284	35,500.00	Nick Faldo.....T82	74-67-79-75	295	21,125.00
Jeff SlumanT39	67-74-75-68	284	35,500.00	Jarrod Moseley.....T82	76-74-72-73	295	21,125.00
Alex CejkaT42	72-68-71-74	285	33,750.00	Fredrik Jacobson.....84	75-71-77-73	296	20,750.00
Ben CraneT42	71-75-68-71	285	33,750.00	Gene Sauers.....85	73-76-77-82	308	20,500.00

2002 NEC Invitational

Sahalee Country Club, Sammamish, WA

Purse: \$5,500,000

Par/Yards: 35-36-71/6,949

August 22-25, 2002

LEADERS	First Round	Second Round	Third Round
	Retief Goosen..... 65 (-6)	Robert Allenby..... 132 (-10)	Robert Allenby..... 203 (-10)
	Toshi Izawa..... 65 (-6)	Steve Lowery..... 132 (-10)	Craig Parry..... 203 (-10)
	Darren Clarke..... 66 (-5)	Retief Goosen..... 133 (-9)	Fred Funk..... 204 (-9)
	Davis Love III..... 66 (-5)	Justin Rose..... 134 (-8)	Ernie Els..... 205 (-8)
	Phil Mickelson..... 66 (-5)	Phil Mickelson..... 135 (-7)	Jim Furyk..... 205 (-8)
	Steve Lowery..... 67 (-5)	Craig Parry..... 137 (-5)	Matt Gogel..... 205 (-8)
	Kenny Perry..... 67 (-5)		Steve Lowery..... 205 (-8)
	Justin Rose..... 67 (-5)		Tiger Woods..... 205 (-8)
	Craig Parry..... 72 (+1)		



CUT: There was no cut; 77 of the 78 players completed 72 holes.

WEATHER: The start of the tournament was delayed by 15 minutes on Thursday due to fog. Sunny in the afternoon, with temperatures in the 70s. Sunny, with temperatures in the low 60s to low 80s on Friday and Saturday. Overcast, with temperatures in the 60s on Sunday.

Winner: Craig Parry 72-65-66-65 268 \$1,000,000.00

Robert Allenby..... T2	69-63-71-69	272	\$410,000.00	Bernhard Langer..... T38	70-70-75-70	285	\$37,250.00
Fred Funk..... T2	68-68-68-68	272	410,000.00	Tom Lehman..... T38	72-70-69-74	285	37,250.00
Tiger Woods..... 4	68-70-67-68	273	215,000.00	Stuart Appleby..... T42	70-72-74-70	286	35,000.00
Justin Rose..... 5	67-67-72-68	274	187,500.00	Carlos Franco..... T42	75-72-67-72	286	35,000.00
Rich Beem..... T6	74-67-67-67	275	150,000.00	Pierre Fulke..... T42	69-73-73-71	286	35,000.00
Jim Furyk..... T6	70-69-70-69	275	150,000.00	Craig Perks..... T42	68-70-73-75	286	35,000.00
Steve Lowery..... 8	67-65-73-71	276	120,000.00	Hal Sutton..... T42	73-71-70-72	286	35,000.00
Matt Gogel..... T9	68-69-68-72	277	105,000.00	Stewart Cink..... T47	73-71-73-70	287	32,550.00
Phil Mickelson..... T9	66-69-71-71	277	105,000.00	Joel Edwards..... T47	73-73-71-70	287	32,550.00
Michael Campbell..... T11	70-69-70-69	278	78,750.00	Padraig Harrington..... T47	72-70-73-72	287	32,550.00
Retief Goosen..... T11	65-68-74-71	278	78,750.00	José Maria Olazábal..... T47	71-68-75-73	287	32,550.00
Davis Love III..... T11	66-74-69-69	278	78,750.00	Eduardo Romero..... T47	71-71-67-78	287	32,550.00
Vijay Singh..... T11	68-69-69-72	278	78,750.00	Notah Begay III..... T52	70-77-70-71	288	31,250.00
Thomas Björn..... T15	68-69-72-70	279	60,875.00	Soren Hansen..... T52	76-69-69-74	288	31,250.00
Ernie Els..... T15	71-67-67-74	279	60,875.00	Graeme McDowell..... T52	72-69-73-74	288	31,250.00
David Toms..... T15	69-68-71-71	279	60,875.00	Scott Hoch..... T55	72-77-69-71	289	30,500.00
Lee Westwood..... T15	68-69-72-70	279	60,875.00	Greg Norman..... T55	69-74-73-73	289	30,500.00
Angel Cabrera..... T19	72-70-70-68	280	50,400.00	Chris Smith..... T55	75-73-73-68	289	30,500.00
K.J. Choi..... T19	73-67-73-67	280	50,400.00	Niclas Fasth..... T58	73-68-79-70	290	29,500.00
Darren Clarke..... T19	66-74-68-72	280	50,400.00	Sergio Garcia..... T58	68-73-76-73	290	29,500.00
Bob Estes..... T19	71-71-69-69	280	50,400.00	Anders Hansen..... T58	71-76-74-69	290	29,500.00
Peter Lonard..... T19	70-71-72-67	280	50,400.00	Kevin Sutherland..... T58	74-71-71-71	290	29,500.00
Toshi Izawa..... T24	65-73-73-71	282	45,000.00	Scott Verplank..... T58	71-75-76-68	290	29,500.00
Rocco Mediate..... T24	68-69-73-72	282	45,000.00	Brad Faxon..... T63	71-72-71-77	291	28,625.00
Kenny Perry..... T24	67-70-73-72	282	45,000.00	Charlie Wi..... T63	73-73-73-72	291	28,625.00
Mike Weir..... T24	69-70-71-72	282	45,000.00	Paul Lawrie..... T65	73-69-81-70	293	28,125.00
John Cook..... T28	70-74-69-70	283	41,250.00	Nobuhito Sato..... T65	74-76-73-70	293	28,125.00
Chris DiMarco..... T28	68-70-74-71	283	41,250.00	Paul McGinley..... 67	79-69-73-74	295	27,750.00
David Duval..... T28	72-75-71-65	283	41,250.00	Tobias Dier..... T68	76-75-72-73	296	27,250.00
Ricardo Gonzalez..... T28	71-72-68-72	283	41,250.00	Steve Elkington..... T68	76-77-74-69	296	27,250.00
Justin Leonard..... T28	70-74-69-70	283	41,250.00	Nicholas Lawrence..... T68	76-72-78-70	296	27,250.00
Nick Price..... T28	74-66-72-71	283	41,250.00	Jesper Parnevik..... T71	76-74-73-74	297	26,625.00
Loren Roberts..... T28	70-66-76-71	283	41,250.00	Phillip Price..... T71	73-73-73-78	297	26,625.00
Kirk Triplett..... T28	71-69-70-73	283	41,250.00	John Daly..... 73	73-78-74-73	298	26,250.00
Shigeki Maruyama..... T36	69-72-69-74	284	38,750.00	Mark Calcavecchia..... 74	74-81-75-69	299	26,000.00
Len Mattiace..... T36	69-72-72-71	284	38,750.00	Jose Coceres..... T75	69-71-76-84	300	25,625.00
Paul Azinger..... T38	68-72-73-72	285	37,250.00	Scott McCarron..... T75	74-74-77-75	300	25,625.00
Matt Kuchar..... T38	71-68-71-75	285	37,250.00	Jerry Kelly..... 77	75-79-74-73	301	25,250.00

2001 NEC Invitational

Firestone Country Club (South Course), Akron, OH
August 23-26, 2001

Purse: \$5,000,000

Par/Yds: 35-35-70/7,139

LEADERS	First Round	Second Round	Third Round
	Jim Furyk 65 (-5)	Jim Furyk 131 (-9)	Jim Furyk 197 (-13)
	Greg Norman 65 (-5)	Phil Mickelson 133 (-7)	Tiger Woods 199 (-11)
	Thomas Bjorn 66 (-4)	Tiger Woods 133 (-7)	Paul Azinger 202 (-8)
	Darren Clarke 66 (-4)	Stuart Appleby 134 (-6)	Darren Clarke 202 (-8)
	Colin Montgomerie 66 (-4)	Darren Clarke 134 (-6)	
	Tiger Woods 66 (-4)	Padraig Harrington 134 (-6)	

CUT: There was no cut; 37 of the 39 players completed 72 holes.

WEATHER: Mostly cloudy Thursday, with late morning/early afternoon light rain. Temperatures were in the 70s, with winds primarily out of the west at 5-12 mph. Mostly cloudy Friday morning, with some sun in the afternoon. Temperatures were in the 70s, and winds were out of the northeast at 5-12 mph. Partly cloudy and warm Saturday, with temperatures reaching 82 and winds out of the south at 5-15 mph. Tee times were moved up to 7:45 a.m. and play was off Nos. 1 and 10 in pairs Sunday in anticipation of inclement afternoon weather. Partly cloudy with temperatures in the 70s and winds out of the southwest at 5-20 mph.



Winner: Tiger Woods 66-67-66-69 268 \$1,000,000.00
(Won playoff with birdie-3 on seventh extra hole)

Jim Furyk 2	65-66-66-71	268	\$500,000.00	Carlos Franco..... 20	68-71-68-73	280	\$73,000.00
Darren Clarke 3	66-68-68-69	271	375,000.00	Niclas Fasth T21	74-67-68-72	281	66,000.00
Colin Montgomerie 4	66-71-66-70	273	300,000.00	Scott Hoch T21	71-70-69-71	281	66,000.00
Stuart Appleby T5	70-64-70-70	274	201,666.67	Robert Allenby T23	68-67-75-72	282	58,000.00
Davis Love III T5	68-68-70-68	274	201,666.67	Steve Elkington T23	73-68-73-68	282	58,000.00
Paul Azinger T5	67-70-65-72	274	201,666.66	Mike Weir 25	69-70-71-73	283	53,000.00
Ernie Els T8	67-70-66-72	275	147,500.00	Paul McGinley 26	68-73-71-72	284	51,000.00
Phil Mickelson T8	67-66-70-72	275	147,500.00	David Duval 27	69-69-72-75	285	49,000.00
Retief Goosen 10	72-69-64-71	276	131,000.00	Phillip Price 28	70-71-74-71	286	47,000.00
Bernhard Langer T11	69-67-68-73	277	118,500.00	Nick Price T29	71-70-71-76	288	44,000.00
Hal Sutton T11	69-71-67-70	277	118,500.00	Loren Roberts T29	72-70-67-79	288	44,000.00
Stewart Cink T13	69-67-70-72	278	100,500.00	Notah Begay III T31	77-71-72-69	289	38,000.00
Ian Poulter T13	67-72-69-70	278	100,500.00	Thomas Bjorn T31	66-79-73-71	289	38,000.00
Vijay Singh T13	68-68-69-73	278	100,500.00	Michael Campbell T31	71-71-75-72	289	38,000.00
David Toms T13	68-70-70-70	278	100,500.00	Shigeki Maruyama T31	68-75-73-73	289	38,000.00
Pierre Fulke T17	73-71-65-70	279	83,000.00	Greg Norman 35	65-71-74-80	290	33,000.00
Padraig Harrington T17	68-66-73-72	279	83,000.00	Mark Calcavecchia T36	72-69-72-79	292	30,000.00
Scott Verplank T17	69-71-70-69	279	83,000.00	Miguel Angel Jiménez T36	70-72-74-76	292	30,000.00

2000 NEC Invitational

Firestone Country Club (South Course), Akron, OH
August 24-27, 2000

Purse: \$5,000,000

Par/Yds: 35-35-70/7,139

LEADERS	First Round	Second Round	Third Round
	Tiger Woods..... 64 (-6)	Tiger Woods..... 125 (-15)	Tiger Woods..... 192 (-18)
	Jim Furyk..... 65 (-5)	Phil Mickelson..... 132 (-8)	Phil Mickelson..... 201 (-9)
	Darren Clarke..... 66 (-4)	Justin Leonard..... 133 (-7)	Phillip Price..... 201 (-9)
	Carlos Franco..... 66 (-4)	Jim Furyk..... 134 (-6)	Hal Sutton..... 201 (-9)
	Justin Leonard..... 66 (-4)		
	Phil Mickelson..... 66 (-4)		
	Phillip Price..... 66 (-4)		

CUT: There was no cut. Thirty-seven of the 40 eligible players completed 72 holes. Steve Elkington, David Duval and Vijay Singh did not start.



WEATHER: Sunny and pleasant Thursday, with afternoon temperatures reaching the lower 80s. Light wind helped keep temperatures moderate. Ideal on Friday, with mostly sunny skies and highs in the low-to-mid 80s. Mostly cloudy Saturday, with temperatures reaching the low 80s. Play was halted at 2:16 p.m. Sunday due to dangerous weather and resumed again at 5:10 p.m. Play finished at 8:25 p.m.

Winner: Tiger Woods 64-61-67-67 259 \$1,000,000.00

Justin Leonard..... T2	66-67-71-66	270	\$437,500.00
Phillip Price..... T2	66-69-66-69	270	437,500.00
Jim Furyk..... T4	65-69-69-68	271	243,333.34
Phil Mickelson..... T4	66-66-69-70	271	243,333.33
Hal Sutton..... T4	68-68-65-70	271	243,333.33
Stewart Cink..... 7	72-69-68-63	272	170,000.00
Paul Azinger..... T8	68-70-70-65	273	147,500.00
Colin Montgomerie..... T8	71-69-66-67	273	147,500.00
Thomas Björn..... T10	69-69-70-66	274	125,000.00
José María Olazábal..... T10	67-73-69-65	274	125,000.00
Robert Allenby..... T12	69-69-70-67	275	110,500.00
Ernie Els..... T12	67-71-69-68	275	110,500.00
Loren Roberts..... 14	67-69-66-75	277	103,000.00
Michael Campbell..... T15	71-69-70-68	278	95,500.00
Shigeki Maruyama..... T15	71-70-68-69	278	95,500.00
Notah Begay III..... T17	74-66-69-70	279	83,000.00
Darren Clarke..... T17	66-71-71-71	279	83,000.00
Andrew Coltart..... T17	69-69-69-72	279	83,000.00
Nick Price..... T20	70-69-74-67	280	\$68,333.34

Stuart Appleby..... T20	67-70-70-73	280	68,333.33
Lee Westwood..... T20	66-69-73-72	280	68,333.33
Paul McGinley..... 23	71-72-71-67	281	60,000.00
Retief Goosen..... T24	69-74-73-67	283	52,333.34
Jeff Maggert..... T24	72-69-73-69	283	52,333.33
Mike Weir..... T24	68-76-68-71	283	52,333.33
Carlos Franco..... T27	66-77-72-69	284	44,000.00
Padraig Harrington..... T27	76-65-71-72	284	44,000.00
Mark O'Meara..... T27	71-71-70-72	284	44,000.00
Gary Orr..... T27	70-68-72-74	284	44,000.00
Tom Lehman..... T31	71-74-70-70	285	38,000.00
Greg Norman..... T31	68-71-76-70	285	38,000.00
Kirk Triplett..... T33	75-67-72-72	286	34,750.00
Ian Woosnam..... T33	73-72-72-69	286	34,750.00
Davis Love III..... 35	75-72-70-70	287	32,500.00
Miguel Angel Jiménez..... 36	69-74-72-73	288	31,000.00
Steve Pate..... 37	75-73-69-75	292	29,500.00


1999 NEC Invitational

Firestone Country Club (South Course), Akron, OH
August 26-29, 1999

Purse: \$5,000,000

Par/Yds: 35-35-70/7,139

LEADERS	First Round	Second Round	Third Round
	Tiger Woods 66 (-4)	Carlos Franco 135 (-5)	Tiger Woods 199 (-11)
	David Duval 67 (-3)	Paul Lawrie 135 (-5)	Fred Couples..... 204 (-6)
	Jim Furyk..... 67 (-3)	Phil Mickelson..... 136 (-4)	Nick Price..... 204 (-6)
	Sergio Garcia..... 67 (-3)	Nick Price..... 136 (-4)	Carlos Franco 205 (-5)
	Paul Lawrie 67 (-3)	Hal Sutton 136 (-4)	
	Tom Lehman..... 67 (-3)	Tiger Woods 137 (-3)	
	Nick Price..... 67 (-3)		



CUT: There was no cut. All 41 players completed 72 holes.

WEATHER: Overcast, with periodic rains Thursday and Friday. Thursday play was delayed at 2:05 p.m. due to lightning in the area. Play was suspended for the day at 5:20 p.m., with all 41 players still on the course. Partly cloudy and humid Saturday. Beautiful on Sunday.

Winner: Tiger Woods 66-71-62-71 270 \$1,000,000.00

Phil Mickelson.....2	69-67-70-65	271	\$510,000.00	Greg Turner.....T21	70-71-68-74	283	\$66,000.00
Craig Parry.....T3	71-66-69-69	275	327,500.00	Stuart Appleby.....T23	72-70-72-70	284	58,000.00
Nick Price.....T3	67-69-68-71	275	327,500.00	Scott Hoch.....T23	68-73-71-72	284	58,000.00
Ernie Els.....5	71-69-67-69	276	234,000.00	Greg Norman.....T25	70-75-66-74	285	50,000.00
Shigeki Maruyama.....6	72-67-70-68	277	179,000.00	Mark O'Meara.....T25	73-70-71-71	285	50,000.00
Carlos Franco.....T7	68-67-70-73	278	154,000.00	Miguel Angel Jimenez....T27	72-70-70-74	286	41,333.34
Sergio Garcia.....T7	67-70-69-72	278	154,000.00	David Duval.....T27	67-72-71-76	286	41,333.33
Jeff Maggert.....T7	71-67-69-71	278	154,000.00	Jesper Parnevik.....T27	75-69-66-76	286	41,333.33
Jim Furyk.....T10	67-72-69-71	279	129,000.00	Lee Janzen.....T30	71-70-72-74	287	37,000.00
Davis Love III.....T10	68-69-70-72	279	129,000.00	Colin Montgomerie.....T30	69-75-67-76	287	37,000.00
Mark Calcavecchia.....T12	68-69-73-70	280	109,000.00	Jarmo Sandelin.....T30	71-71-73-72	287	37,000.00
Padraig Harrington.....T12	72-67-70-71	280	109,000.00	Andrew Coltart.....T33	71-71-69-77	288	34,000.00
Steve Pate.....T12	69-71-68-72	280	109,000.00	John Huston.....T33	69-71-70-78	288	34,000.00
Fred Couples.....T15	71-70-63-77	281	88,000.00	Lee Westwood.....T33	74-72-70-72	288	34,000.00
Tom Lehman.....T15	67-72-67-75	281	88,000.00	Darren Clarke.....T36	73-72-69-75	289	31,500.00
Vijay Singh.....T15	71-67-72-71	281	88,000.00	Jean Van De Velde.....T36	75-71-68-75	289	31,500.00
Payne Stewart.....T15	70-67-69-75	281	88,000.00	Frank Nobilo.....38	73-69-75-73	290	30,000.00
Hal Sutton.....T15	69-67-72-73	281	88,000.00	Steve Elkington.....39	70-74-71-76	291	29,000.00
Justin Leonard.....20	73-68-69-72	282	73,000.00	José Maria Olazábal.....40	70-80-69-73	292	28,000.00
Paul Lawrie.....T21	67-68-74-74	283	66,000.00	Naomichi Joe Ozaki.....41	75-74-75-72	296	27,000.00

2018-19 HSBC Champions Facts

EVENT:

World Golf Championships-HSBC Champions
(HSBC Champions on second reference)



The HSBC Champions is one of four World Golf Championships sanctioned and organized by the operational committee of the International Federation of PGA Tours, which includes the Asian Tour, European Tour, Japan Golf Tour, PGA TOUR, PGA Tour of Australasia and Southern Africa Tour. The other World Golf Championships include the Mexico Championship, the Dell Technologies Match Play and the FedEx St. Jude Invitational.

DATE:

TBD

SITE:

Sheshan International Golf Club, Shanghai, China

PAR/YARDAGE:

Par: 36-36=72/7,266

2018 CHAMPION:

Xander Schauffele, 274, 14-under par

ARCHITECT/OPENED:

Nelson & Haworth/2004

FORMAT:

Four-day, 72-hole stroke-play competition; no cut

PURSE:

2018 - \$10 million total purse (US); \$1.7 million to the winner
Prize money will be considered official on each player's home Tour.

WEBSITES:

www.worldgolfchampionships.com
www.hsbcgolf.com

TICKETS:

For ticket information please log on to www.hsbcgolf.com or call the ticket hotline on +86 (21) 962 388

ABOUT HSBC:

HSBC provides a comprehensive range of financial services to around 89 million customers through four global businesses; Global Retail Banking & Wealth Management, Global Commercial Banking, Global Banking and Markets and Global Private Banking. HSBC Holdings plc, the parent company of the HSBC Group, is headquartered in London. The Group serves customers worldwide around 6,900 offices in over 80 countries and territories in Europe, the Asia-Pacific region, North and Latin America, and the Middle East and North Africa. With the assets of US\$2,652bn at 30 June 2012, the HSBC Group is one of the world's largest banking and financial services organisations.

UMBRELLA SPONSORS:

HSBC, Grupo Salinas, Dell, Bridgestone

SOCIAL MEDIA:

Twitter: @HSBC_Sport

CHAMPIONSHIP OFFICE:

Marc Webster / Kate Bartley
IMG UK Ltd
McCormack House
Burlington Lane
W4 2TH
Tel - +44 208 233 5300
Email - marc.webster@imgworld.com
Email - kate.bartley@imgworld.com

MEDIA CONTACTS:

Michele Mair, IMG PR Manager, michele.mair@imgworld.com
Scott Crockett, European Tour, scrockett@europeantour.com
Chuah Choo Chiang, PGA TOUR, chuahcc@pgatourintl.com.my

2018-19 HSBC Champions

Sheshan International GC; Shanghai, China Purse: \$10,000,000 Par/Yards: 36-36-72/7,261 October 22-28, 2018

LEADERS	First Round	Second Round	Third Round
	Patrick Reed 64 (-8)	Tony Finau 133 (-11)	Tony Finau 203 (-13)
	Tony Finau 66 (-6)	Tommy Fleetwood 136 (-8)	Patrick Reed 206 (-10)
	Xander Schauffele 66 (-6)	Patrick Reed 136 (-8)	Justin Rose 206 (-10)
	Matthew Fitzpatrick 67 (-5)	Justin Rose 136 (-8)	Xander Schauffele 206 (-10)
	Kiradech Aphibarnrat 68 (-4)	Xander Schauffele 137 (-7)	Tommy Fleetwood 208 (-8)
	Rafa Cabrera Bello 68 (-4)		Andrew Putnam 208 (-8)
	Tommy Fleetwood 68 (-4)		
	Billy Horschel 68 (-4)		
	C.T. Pan 68 (-4)		

CUT: No cut. 77 of 78 players completed 72 holes.

WEATHER: Thursday: Mostly sunny. High of 71. Wind ESE 5-10 mph. Friday: Partly cloudy. High of 68. Wind ESE 10-20 mph. Saturday: Partly cloudy. High of 67. Wind NNW 18-12 mph. Sunday: Sunny. High of 67. Wind NNW 18-12 mph.



Winner: Xander Schauffele 66-71-69-68 274 \$1,700,000.00

Xander Schauffele 1	66-71-69-68	274	\$1,700,000.00	Scott Vincent T37	73-73-73-74	293	\$68,000.00
Tony Finau 2	66-67-70-71	274	1,072,000.00	Byeong Hun An T41	75-71-74-74	294	65,000.00
Justin Rose 3	69-67-70-72	278	587,000.00	Branden Grace T41	72-71-76-75	294	65,000.00
Kiradech Aphibarnrat T4	68-71-70-71	280	393,000.00	Charley Hoffman T43	74-75-74-72	295	62,500.00
Andrew Putnam T4	70-71-67-72	280	393,000.00	WC Liang T43	72-73-76-74	295	62,500.00
Keegan Bradley 6	69-70-70-72	281	289,000.00	Francesco Molinari T43	76-75-75-69	295	62,500.00
Patrick Cantlay T7	70-68-73-72	283	210,562.50	Gaganjeet Bhullar T46	72-72-81-71	296	59,000.00
Tommy Fleetwood T7	68-68-72-75	283	210,562.50	Justin Harding T46	76-71-72-77	296	59,000.00
Thorbjørn Olesen T7	75-69-67-72	283	210,562.50	Sihwan Kim T46	72-74-75-75	296	59,000.00
Patrick Reed T7	64-72-70-77	283	210,562.50	Brandon Stone T46	74-80-71-71	296	59,000.00
HaoTong Li T11	73-72-69-70	284	152,333.34	George Coetzee T50	69-74-76-78	297	55,000.00
Jason Day T11	71-70-69-74	284	152,333.33	Jason Norris T50	74-73-73-77	297	55,000.00
Billy Horschel T11	68-72-71-73	284	152,333.33	Matt Wallace T50	69-75-74-79	297	55,000.00
Rafa Cabrera Bello T14	68-73-73-71	285	129,000.00	Xinjun Zhang T50	72-76-74-75	297	55,000.00
Emiliano Grillo T14	70-69-74-72	285	129,000.00	Adam Bland T54	72-76-73-77	298	50,312.50
Paul Casey T16	73-68-74-71	286	116,000.00	Jorge Campillo T54	73-77-75-73	298	50,312.50
Brooks Koepka T16	72-74-71-69	286	116,000.00	John Catlin T54	75-71-76-76	298	50,312.50
Alex Noren T18	74-69-71-73	287	103,500.00	Matthew Fitzpatrick T54	67-80-70-81	298	50,312.50
Thomas Pieters T18	75-64-74-74	287	103,500.00	Rory McIlroy T54	72-77-75-74	298	50,312.50
Adam Scott T18	69-73-72-73	287	103,500.00	Kevin Na T54	75-74-77-72	298	50,312.50
Ian Poulter T21	69-71-74-74	288	93,500.00	Jason Scrivener T54	75-74-75-74	298	50,312.50
Tyrrell Hatton T22	72-70-74-73	289	86,500.00	Cameron Smith T54	76-72-72-78	298	50,312.50
C.T. Pan T22	68-76-70-75	289	86,500.00	Adrian Otaegui T62	72-75-75-77	299	47,750.00
Andrea Pavan T22	72-71-69-77	289	86,500.00	Andy Sullivan T62	72-71-79-77	299	47,750.00
Jon Rahm T22	73-76-69-71	289	86,500.00	Ashun Wu T64	73-80-72-75	300	47,000.00
Erik van Rooyen T22	76-72-71-70	289	86,500.00	Yuta Ikeda T64	75-74-71-80	300	47,000.00
Kyle Stanley T22	70-69-78-72	289	86,500.00	Julian Suri T64	74-75-76-75	300	47,000.00
Alexander Björk T28	70-75-70-75	290	78,500.00	Patton Kizzire 67	74-71-76-80	301	46,500.00
Alexander Lev T28	71-70-76-73	290	78,500.00	Russell Knox 68	74-77-76-76	303	46,250.00
Ryan Fox T30	70-70-75-76	291	74,500.00	Oliver Bekker T69	77-71-73-83	304	45,750.00
Adam Hadwin T30	74-68-74-75	291	74,500.00	Lucas Bjerregaard T69	77-74-79-74	304	45,750.00
Dustin Johnson T30	74-73-73-71	291	74,500.00	Shubhankar Sharma T69	80-80-72-72	304	45,750.00
Hideki Matsuyama T30	72-70-77-72	291	74,500.00	Brian Harman 72	73-73-81-78	305	45,250.00
Brandt Snedeker T30	75-76-68-72	291	74,500.00	Yuki Inamori T73	74-82-73-77	306	44,875.00
Chez Reavie T35	70-73-75-74	292	71,000.00	Yanwei Liu T73	75-79-77-75	306	44,875.00
Yechun Yuan T35	78-71-70-73	292	71,000.00	Brett Rumford 75	73-80-78-78	309	44,500.00
Satoshi Kodaira T37	72-73-70-78	293	68,000.00	JC Ritchie 76	71-76-81-82	310	44,250.00
Sanghyun Park T37	77-71-72-73	293	68,000.00	Bowen Xiao 77	76-79-80-82	317	44,000.00
Pat Perez T37	70-69-80-74	293	68,000.00				

2017-18 HSBC Champions

Sheshan International GC; Shanghai, China Purse: \$9,750,000 Par/Yards: 36-36-72/7,261 October 23-29, 2017

LEADERS		First Round	Second Round	Third Round	
Brooks Koepka	64 (-8)	Dustin Johnson 199 (-17)	
Kiradech Aphibarnrat	65 (-7)	Brooks Koepka 205 (-11)	
Gavin Kyle Green	65 (-7)	Kiradech Aphibarnrat 206 (-10)	
Haydn Porteous	66 (-6)	Justin Rose 135 (-9)	
Patrick Reed	66 (-6)	Patrick Reed 136 (-8)	
Justin Rose	67 (-5)		Justin Rose 207 (-9)

CUT: No cut. 77 of 78 players completed 72 holes.

WEATHER: Thursday: Partly sunny with a high of 71. Wind ENE 4-8 mph. Friday: Partly sunny with a high of 74. Wind NE 4-8 mph. Saturday: Partly sunny with a high of 71. Wind NNE 5-10 mph. Sunday: Cloudy with high of 62. Wind NNW 15-20 mph with gusts up to 25 mph.



Winner: Justin Rose 67-68-72-67 274 \$1,660,000.00

Justin Rose 1	67-68-72-67	274/-14	\$1,660,000.00	Marc Leishman T38	71-79-68-71	289/1	\$64,500.00
Brooks Koepka T2	64-68-73-71	276/-12	679,666.67	WC Liang T38	72-70-73-74	289/1	64,500.00
Henrik Stenson T2	68-69-69-70	276/-12	679,666.67	Haydn Porteous T38	66-74-74-75	289/1	64,500.00
Dustin Johnson T2	68-63-68-77	276/-12	679,666.66	Richard Sterne T38	73-72-76-68	289/1	64,500.00
Rafa Cabrera Bello T5	68-70-70-72	280/-8	288,000.00	Richie Ramsay T44	73-71-75-71	290/2	60,500.00
Kyle Stanley T5	71-68-69-72	280/-8	288,000.00	Xinjun Zhang T44	71-77-71-71	290/2	60,500.00
Peter Uihlein T5	72-67-69-72	280/-8	288,000.00	Ryan Fox T46	71-69-75-76	291/3	57,500.00
Brian Harman 8	68-69-70-74	281/-7	210,000.00	Phachara Khongwatmai T46	69-78-70-74	291/3	57,500.00
Matthew Fitzpatrick T9	68-69-72-73	282/-6	176,000.00	Francesco Molinari T46	77-71-72-71	291/3	57,500.00
Bernd Wiesberger T9	71-70-70-71	282/-6	176,000.00	Xander Schauffele T46	71-75-74-71	291/3	57,500.00
Paul Casey T11	71-72-69-71	283/-5	140,000.00	Lucas Glover T50	71-75-76-70	292/4	51,875.00
Jason Day T11	69-74-72-68	283/-5	140,000.00	Hao Tong Li T50	72-76-71-73	292/4	51,875.00
Tony Finau T11	67-72-74-70	283/-5	140,000.00	Hideki Matsuyama T50	74-74-72-72	292/4	51,875.00
Tyrrell Hatton T11	68-70-71-74	283/-5	140,000.00	Patrick Reed T50	66-70-82-74	292/4	51,875.00
Patrick Cantlay T15	68-74-69-73	284/-4	107,900.00	Charl Schwartzel T50	73-70-73-76	292/4	51,875.00
Branden Grace T15	74-69-72-69	284/-4	107,900.00	Adam Scott T50	72-72-74-74	292/4	51,875.00
Charles Howell III T15	72-67-71-74	284/-4	107,900.00	Hudson Swafford T50	70-74-75-73	292/4	51,875.00
Daisuke Kataoka T15	71-72-69-72	284/-4	107,900.00	Fabrizio Zanotti T50	73-71-71-77	292/4	51,875.00
Phil Mickelson T15	71-72-74-67	284/-4	107,900.00	Ross Fisher T58	77-70-73-73	293/5	48,250.00
Ashun Wu T20	67-72-73-73	285/-3	90,250.00	Chan Kim T58	69-72-72-80	293/5	48,250.00
Tommy Fleetwood T20	71-70-70-74	285/-3	90,250.00	David Lipsky T58	69-70-72-82	293/5	48,250.00
Hideto Tanihara T20	72-70-74-69	285/-3	90,250.00	Jordan L Smith T58	69-73-74-77	293/5	48,250.00
Jhonattan Vegas T20	70-73-72-70	285/-3	90,250.00	Wesley Bryan T62	77-72-71-74	294/6	46,750.00
Kiradech Aphibarnrat T24	65-70-75-76	286/-2	79,500.00	Bill Haas T62	71-73-76-74	294/6	46,750.00
Daniel Berger T24	68-71-75-72	286/-2	79,500.00	Scott Hend T62	71-68-78-77	294/6	46,750.00
Poom Saksansin T24	73-70-68-75	286/-2	79,500.00	Adam Hadwin T65	69-74-79-73	295/7	46,125.00
Pat Perez T24	72-69-76-69	286/-2	79,500.00	Mike Hendry T65	73-75-71-76	295/7	46,125.00
Chez Reavie T24	69-74-71-72	286/-2	79,500.00	Matthew Griffin T67	68-77-74-77	296/8	45,625.00
Hyun-woo Ryu T24	69-73-69-75	286/-2	79,500.00	Michael Lorenzo-Vera T67	71-71-77-77	296/8	45,625.00
Matthew Southgate T24	68-71-74-73	286/-2	79,500.00	Zecheng Dou T69	71-76-75-75	297/9	45,125.00
SSP Chawrasia T31	72-70-73-72	287/-1	72,000.00	Si Woo Kim T69	71-71-79-76	297/9	45,125.00
Matt Kuchar T31	67-70-72-78	287/-1	72,000.00	Thomas Pieters T71	75-79-69-76	299/11	44,625.00
Alexander Levy T31	71-71-71-74	287/-1	72,000.00	Graeme Storm T71	75-74-75-75	299/11	44,625.00
Alex Noren T31	72-72-72-71	287/-1	72,000.00	Yan Wei Liu 73	72-73-77-78	300/12	44,250.00
Thorbjørn Olesen T31	72-73-69-73	287/-1	72,000.00	Ashley Hall 74	74-71-80-76	301/13	44,000.00
Russell Henley T36	75-68-76-69	288/E	68,500.00	Andrew Dodt 75	74-79-74-77	304/16	43,750.00
Jon Rahm T36	72-74-69-73	288/E	68,500.00	Brandon Stone 76	78-87-68-75	308/20	43,500.00
Paul Dunne T38	67-73-70-79	289/1	64,500.00	Yi Cao 77	74-83-79-75	311/23	43,250.00
Gavin Kyle Green T38	65-74-73-77	289/1	64,500.00	Shugo Imahira DQ	72-79	151/7	

2016-17 HSBC Champions

Sheshan International GC; Shanghai, China Purse: \$9,500,000 Par/Yards: 36-36-72/7,261 October 24-30, 2016

LEADERS	First Round	Second Round	Third Round
	Rikard Karlberg 64 (-8)	Hideki Matsuyama 131 (-13)	Hideki Matsuyama 199 (-17)
	Rickie Fowler 65 (-7)	Bill Haas 134 (-10)	Russell Knox 202 (-14)
	Daniel Berger 66 (-6)	Russell Knox 134 (-10)	Daniel Berger 203 (-13)
	Russell Knox 66 (-6)	Daniel Berger 136 (-8)	Bill Haas 204 (-12)
	Hideki Matsuyama 66 (-6)	Richard Bland 136 (-8)	Francesco Molinari 204 (-12)
		Francesco Molinari 136 (-8)	

CUT: No cut. 78 professionals completed 72 holes.

WEATHER: Thursday: Cloudy and dreary conditions with a high of 62. Wind ENE 10-15 mph. Friday: Cloudy and breezy conditions with a high of 68 with temperatures dropping in the late afternoon to the high 50s. Wind NNW to NNE 10-20 mph with gusts of 25-30 mph. Saturday: Cloudy with a high of 59. Wind NNE 10-15 decreasing to 8-12 mph in the afternoon. Sunday: Mostly sunny with a high of 64. Wind ENE 8-12 mph.



Winner: Hideki Matsuyama 66-65-68-66 265 \$1,620,000.00

Hideki Matsuyama 1	66-65-68-66	265/-23	\$1,620,000.00	George Coetzee T40	69-79-68-72	288/E	\$62,000.00
Daniel Berger T2	66-70-67-69	272/-16	787,000.00	Zecheng Dou T40	77-70-72-69	288/E	62,000.00
Henrik Stenson T2	69-71-67-65	272/-16	787,000.00	Martin Kaymer T40	72-68-74-74	288/E	62,000.00
Bill Haas T4	67-67-70-69	273/-15	372,000.00	Soren Kjeldsen T40	73-75-72-68	288/E	62,000.00
Rory McIlroy T4	71-66-70-66	273/-15	372,000.00	Brooks Koepka T40	73-70-69-76	288/E	62,000.00
Ross Fisher T6	69-68-69-68	274/-14	235,333.34	Louis Oosthuizen T45	71-75-69-74	289/1	58,500.00
Rickie Fowler T6	65-73-68-68	274/-14	235,333.33	Jhonattan Vegas T45	79-71-73-66	289/1	58,500.00
Francesco Molinari T6	67-69-68-70	274/-14	235,333.33	Bradley Dredge T47	72-73-74-71	290/2	55,000.00
Sergio Garcia T9	68-72-69-67	276/-12	170,000.00	Andrew Johnston T47	75-69-69-77	290/2	55,000.00
Russell Knox T9	66-68-68-74	276/-12	170,000.00	K.T. Kim T47	74-74-71-71	290/2	55,000.00
Emiliano Grillo 11	72-67-71-67	277/-11	148,000.00	WC Liang T47	72-75-72-71	290/2	55,000.00
Paul Casey T12	67-70-72-69	278/-10	134,000.00	Gary Woodland T47	71-74-73-72	290/2	55,000.00
Alexander Noren T12	68-72-70-68	278/-10	134,000.00	Gregory Bourdy T52	74-70-76-71	291/3	51,500.00
Thomas Pieters T14	71-70-66-72	279/-9	118,500.00	Young-han Song T52	75-74-72-70	291/3	51,500.00
Adam Scott T14	69-80-64-66	279/-9	118,500.00	Scott Hend T54	72-72-72-77	293/5	49,250.00
Matthew Fitzpatrick T16	72-74-70-65	281/-7	103,666.67	Kevin Na T54	75-71-73-74	293/5	49,250.00
Joost Luiten T16	72-68-71-70	281/-7	103,666.67	Hideto Tanihara T54	73-73-73-74	293/5	49,250.00
Jason Kokrak T16	70-73-67-71	281/-7	103,666.66	Bubba Watson T54	71-73-76-73	293/5	49,250.00
Rafa Cabrera Bello T19	71-74-68-69	282/-6	93,000.00	Alexander Levy T58	72-75-73-74	294/6	47,750.00
Rikard Karlberg T19	64-75-71-72	282/-6	93,000.00	Jordan Zunic T58	72-75-75-72	294/6	47,750.00
Matt Kuchar T21	73-66-68-76	283/-5	88,000.00	Patrick Reed T60	78-75-66-76	295/7	46,500.00
Xinjun Zhang T21	68-69-70-76	283/-5	88,000.00	Chan Shih-chang T60	79-74-71-71	295/7	46,500.00
Ashun Wu T23	73-69-73-69	284/-4	80,166.67	Richard Sterne T60	77-74-69-75	295/7	46,500.00
Tyrrell Hatton T23	70-76-67-71	284/-4	80,166.67	Byeong Hun An T63	74-75-76-71	296/8	45,250.00
Justin Thomas T23	71-70-72-71	284/-4	80,166.67	Si Woo Kim T63	74-81-72-69	296/8	45,250.00
Chris Wood T23	69-70-70-75	284/-4	80,166.67	Hao Tong Li T63	73-72-74-77	296/8	45,250.00
Shane Lowry T23	74-68-65-77	284/-4	80,166.66	Sean O'Hair T63	73-73-72-78	296/8	45,250.00
Ryan Moore T23	71-72-66-75	284/-4	80,166.66	Scott Piercy T63	79-72-74-71	296/8	45,250.00
Lee Westwood 29	69-70-77-69	285/-3	75,000.00	Matthew Millar T68	72-75-74-77	298/10	44,375.00
Richard Bland T30	68-68-75-75	286/-2	72,000.00	Miguel Tabuena T68	72-76-72-78	298/10	44,375.00
Roberto Castro T30	73-74-73-66	286/-2	72,000.00	Marcus Fraser T70	78-73-71-77	299/11	43,625.00
Branden Grace T30	73-75-71-67	286/-2	72,000.00	Kevin Kisner T70	72-80-69-78	299/11	43,625.00
Thongchai Jaidee T30	70-73-73-70	286/-2	72,000.00	Soomin Lee T70	76-76-75-72	299/11	43,625.00
Charl Schwartzel T30	72-71-72-71	286/-2	72,000.00	Jeunghun Wang T70	82-76-69-72	299/11	43,625.00
Dean Burmester T35	68-70-74-75	287/-1	67,000.00	Jacques Blaauw 74	76-73-77-75	301/13	43,000.00
Kevin Chappell T35	70-71-72-74	287/-1	67,000.00	Danny Willett 75	74-78-75-75	302/14	42,750.00
J.B. Holmes T35	71-74-70-72	287/-1	67,000.00	Huilin Zhang 76	72-78-76-79	305/17	42,500.00
Dustin Johnson T35	74-74-70-69	287/-1	67,000.00	Nathan Holman T77	75-79-77-75	306/18	42,125.00
Bernd Wiesberger T35	71-72-73-71	287/-1	67,000.00	Jimmy Walker T77	78-79-77-72	306/18	42,125.00

2015-16 HSBC Champions

Sheshan International GC; Shanghai, China Purse: \$8,500,000 Par/Yards: 36-36-72/7,261 November 2-8, 2015

LEADERS		First Round	Second Round	Third Round
	Graeme McDowell	67 (-5)	Graeme McDowell	205 (-11)
	Tim Clark	69 (-3)	Ian Poulter	206 (-10)
	Tommy Fleetwood	69 (-3)	Hiroshi Iwata	207 (-9)
	Rickie Fowler	69 (-3)	Bubba Watson	207 (-9)
	Martin Kaymer	69 (-3)	Jonas Blixt	208 (-8)
	Chris Kirk	69 (-3)	Tim Clark	208 (-8)
	Brandt Snedeker	69 (-3)	Rickie Fowler	
	Bubba Watson	71 (-1)	Kevin Na	

CUT: No cut. 77 of 78 professionals completed 72 holes.

WEATHER: Thursday: Mostly cloudy with a high of 75 degrees and winds SE-10-15 mph. Friday: A few light morning showers before play started. Highs in the high 60s with winds SSE-12-15 mph. Saturday: The start of the third round was delayed 30 minutes with tee times pushed back to 9:15 a.m. local time due to dangerous/lightning conditions. Play was again suspended at 9:57 a.m. due to the threat of lightning in the area. Play resumed at 10:40 a.m. and was called for the day due to darkness with the final group given the option to complete their final hole. Only Russell Knox elected not to tee off the 18th hole and returned to finish his third round at 7:45 a.m. on Sunday morning. Wind NW 10-20 mph. Sunday: Mostly cloudy with chilly temperatures in the morning rising to the mid 60s. Winds N 10-15 mph.



Winner: Russell Knox 67-65-68-68 268 \$1,400,000.00

Russell Knox	1	67-65-68-68	268/-20	\$1,400,000.00	Steven Bowditch	T40	64-75-68-75	282/-6	\$58,500.00
Kevin Kisner	2	64-66-70-70	270/-18	850,000.00	Luke Donald	T40	71-69-70-72	282/-6	58,500.00
Ross Fisher	T3	69-69-65-68	271/-17	422,500.00	Matt Jones	T40	74-70-68-70	282/-6	58,500.00
Danny Willett	T3	65-74-70-62	271/-17	422,500.00	Anirban Lahiri	T40	70-75-66-71	282/-6	58,500.00
Branden Grace	T5	63-71-70-68	272/-16	276,500.00	Louis Oosthuizen	T44	68-69-73-73	283/-5	55,500.00
Dustin Johnson	T5	65-71-65-71	272/-16	276,500.00	Daniel Summerhays	T44	68-74-67-74	283/-5	55,500.00
Matthew Fitzpatrick	T7	68-69-69-67	273/-15	173,750.00	SSP Chawrasia	T46	69-72-71-72	284/-4	52,000.00
Hao Tong Li	T7	66-69-66-72	273/-15	173,750.00	Miguel Angel Jimenez	T46	73-72-70-69	284/-4	52,000.00
Patrick Reed	T7	65-70-68-70	273/-15	173,750.00	Soren Kjeldsen	T46	68-71-70-75	284/-4	52,000.00
Jordan Spieth	T7	68-72-63-70	273/-15	173,750.00	Richard T. Lee	T46	68-72-73-71	284/-4	52,000.00
Daniel Berger	T11	68-71-69-66	274/-14	106,166.67	Xin-jun Zhang	T46	67-72-73-72	284/-4	52,000.00
Sergio Garcia	T11	68-70-68-68	274/-14	106,166.67	Ze-cheng Dou	T51	70-71-73-71	285/-3	49,000.00
Rory McIlroy	T11	68-72-68-66	274/-14	106,166.67	Lee Westwood	T51	72-69-71-73	285/-3	49,000.00
Henrik Stenson	T11	69-72-66-67	274/-14	106,166.67	Chris Wood	T51	68-76-69-72	285/-3	49,000.00
Thongchai Jaidee	T11	72-68-66-68	274/-14	106,166.66	Thomas Aiken	T54	70-71-73-72	286/-2	47,500.00
Marc Leishman	T11	69-72-65-68	274/-14	106,166.66	Tyrrell Hatton	T54	70-76-70-70	286/-2	47,500.00
Rickie Fowler	T17	68-72-68-67	275/-13	89,000.00	Alexander Noren	T54	70-76-66-74	286/-2	47,500.00
Bernd Wiesberger	T17	70-66-69-70	275/-13	89,000.00	Kevin Na	57	72-72-72-71	287/-1	46,500.00
Byeong-Hun An	T19	69-68-68-72	277/-11	83,000.00	Greg Klammers	T58	73-73-69-73	288/E	44,791.67
Scott Hend	T19	68-69-67-73	277/-11	83,000.00	Nick Cullen	T58	74-71-70-73	288/E	44,791.67
Hunter Mahan	T19	68-68-71-70	277/-11	83,000.00	Trevor Fisher Jr	T58	67-74-70-77	288/E	44,791.67
Thorbjorn Olesen	T19	64-74-66-73	277/-11	83,000.00	Danny Lee	T58	71-73-71-73	288/E	44,791.67
Paul Casey	T23	67-72-71-68	278/-10	75,750.00	Wu Ashun	T58	69-74-72-73	288/E	44,791.66
Harris English	T23	67-71-70-70	278/-10	75,750.00	WC Liang	T58	71-73-73-71	288/E	44,791.66
Thomas Pieters	T23	67-71-71-69	278/-10	75,750.00	Hiroshi Iwata	T64	70-77-69-73	289/1	43,250.00
Gary Woodland	T23	69-71-73-65	278/-10	75,750.00	Cameron Smith	T64	71-73-70-75	289/1	43,250.00
K.T. Kim	T27	74-71-68-66	279/-9	72,000.00	Andy Sullivan	T64	70-74-70-75	289/1	43,250.00
James Morrison	T27	69-70-68-72	279/-9	72,000.00	Danny Chia	67	72-73-74-71	290/2	42,750.00
Justin Thomas	T27	72-69-70-68	279/-9	72,000.00	Andrew Dodd	T68	70-80-76-66	292/4	42,375.00
Kiradech Aphibarnrat	T30	69-70-70-71	280/-8	68,000.00	Shane Lowry	T68	74-75-72-71	292/4	42,375.00
Tommy Fleetwood	T30	67-71-72-70	280/-8	68,000.00	Adam Scott	70	75-76-72-70	293/5	42,000.00
David Howell	T30	73-68-69-70	280/-8	68,000.00	Satoshi Kodaira	71	74-76-76-68	294/6	41,750.00
Martin Kaymer	T30	69-71-73-67	280/-8	68,000.00	David Lingmerth	T72	70-72-76-77	295/7	41,375.00
Ian Poulter	T30	72-71-70-67	280/-8	68,000.00	Danie van Tonder	T72	77-73-71-74	295/7	41,375.00
Emiliano Grillo	T35	69-71-69-72	281/-7	63,000.00	Yi Cao	74	70-78-71-78	297/9	41,000.00
Scott Piercy	T35	70-73-66-72	281/-7	63,000.00	Steven Jeffress	75	76-78-73-74	301/13	40,750.00
Charl Schwartzel	T35	68-72-69-72	281/-7	63,000.00	Chris Kirk	T76	71-79-74-79	303/15	40,375.00
Robert Streb	T35	73-69-68-71	281/-7	63,000.00	Marc Warren	T76	75-74-81-73	303/15	40,375.00
Bubba Watson	T35	68-73-68-72	281/-7	63,000.00	Hideki Matsuyama	WD	71-73	144/E	

2014-15 HSBC Champions

Sheshan International GC; Shanghai, China Purse: \$8,500,000 Par/Yards: 36-36-72/7,261 November 3-9, 2014

LEADERS	First Round	Second Round	Third Round
	Graeme McDowell..... 67 (-5)	Graeme McDowell..... 134 (-10)	Graeme McDowell..... 205 (-11)
	Tim Clark..... 69 (-3)	Ian Poulter..... 137 (-7)	Hiroshi Iwata..... 206 (-10)
	Tommy Fleetwood..... 69 (-3)	Hiroshi Iwata..... 138 (-6)	Martin Kaymer..... 207 (-9)
	Rickie Fowler..... 69 (-3)	Bubba Watson..... 138 (-6)	Bubba Watson..... 207 (-9)
	Martin Kaymer..... 69 (-3)	Jonas Blixt..... 139 (-5)	Tim Clark..... 208 (-8)
	Chris Kirk..... 69 (-3)	Tim Clark..... 139 (-5)	Rickie Fowler..... 208 (-8)
	Brandt Snedeker..... 69 (-3)	Rickie Fowler..... 139 (-5)	
	Bubba Watson..... 71 (-1)	Kevin Na..... 139 (-5)	



CUT: No cut. 76 of the 80 professionals completed 72 holes.

Winner: Bubba Watson 71-67-69-70 277 \$1,400,000.00

Bubba Watson..... 1	71-67-69-70	277/-11	\$1,400,000.00	Jimmy Walker..... T35	73-69-75-73	290/2	\$61,500.00
Tim Clark..... 2	69-70-69-69	277/-11	850,000.00	Marc Warren..... T35	75-72-69-74	290/2	61,500.00
Rickie Fowler..... T3	69-70-69-70	278/-10	381,666.67	Thomas Bjorn..... T41	72-75-72-72	291/3	56,000.00
Hiroshi Iwata..... T3	73-65-68-72	278/-10	381,666.67	Luke Donald..... T41	74-72-74-71	291/3	56,000.00
Graeme McDowell..... T3	67-67-71-73	278/-10	381,666.66	Thongchai Jaidee..... T41	71-76-75-69	291/3	56,000.00
Thorbjorn Olesen..... T6	72-68-69-71	280/-8	213,666.67	Hideki Matsuyama..... T41	74-69-73-75	291/3	56,000.00
Ian Poulter..... T6	70-67-72-71	280/-8	213,666.67	Dawie van der Walt..... T41	70-72-75-74	291/3	56,000.00
Martin Kaymer..... T6	69-72-66-73	280/-8	213,666.66	Ernie Els..... T46	74-70-74-74	292/4	52,500.00
Marc Leishman..... 9	72-71-69-69	281/-7	158,000.00	Mikko Ilonen..... T46	75-76-71-70	292/4	52,500.00
Jason Dufner..... T10	72-70-72-68	282/-6	135,500.00	Felipe Aguilar..... T48	76-74-71-72	293/5	49,300.00
Brandt Snedeker..... T10	69-74-69-70	282/-6	135,500.00	Bill Haas..... T48	70-74-72-77	293/5	49,300.00
George Coetzee..... T12	72-73-69-69	283/-5	108,000.00	WC Liang..... T48	75-74-73-71	293/5	49,300.00
Adam Scott..... T12	70-72-71-70	283/-5	108,000.00	Justin Rose..... T48	72-71-76-74	293/5	49,300.00
Pablo Larrazabal..... T14	75-72-69-68	284/-4	89,833.34	Marcel Siem..... T48	72-72-76-73	293/5	49,300.00
Alexander Levy..... T14	74-68-71-71	284/-4	89,833.34	Matt Jones..... T53	75-76-71-72	294/6	47,000.00
Wu Ashun..... T14	74-70-69-71	284/-4	89,833.33	Hennie Otto..... T53	74-72-75-73	294/6	47,000.00
Jonas Blixt..... T14	71-68-71-74	284/-4	89,833.33	Scott Stallings..... T53	74-76-77-67	294/6	47,000.00
Chris Kirk..... T14	69-74-69-72	284/-4	89,833.33	Matt Every..... T56	75-72-75-73	295/7	45,250.00
Louis Oosthuizen..... T14	70-70-72-72	284/-4	89,833.33	David Lipsky..... T56	78-73-72-72	295/7	45,250.00
Kevin Na..... T20	71-68-79-67	285/-3	81,000.00	Kevin Streelman..... T56	77-72-71-75	295/7	45,250.00
Lee Westwood..... T20	70-73-69-73	285/-3	81,000.00	Gary Woodland..... T56	73-75-74-73	295/7	45,250.00
Ryan Palmer..... T22	74-72-72-68	286/-2	77,000.00	Mu Hu..... T60	78-71-74-73	296/8	43,875.00
Patrick Reed..... T22	71-73-71-71	286/-2	77,000.00	Brendon Todd..... T60	71-74-73-78	296/8	43,875.00
Jamie Donaldson..... T24	71-77-68-71	287/-1	73,500.00	Darren Fichardt..... 62	74-72-74-77	297/9	43,500.00
Tommy Fleetwood..... T24	69-75-74-69	287/-1	73,500.00	Hyung-Sung Kim..... 63	70-74-75-79	298/10	43,250.00
Stephen Gallacher..... T24	72-72-71-72	287/-1	73,500.00	Keegan Bradley..... T64	72-73-77-78	300/12	42,500.00
Henrik Stenson..... T24	70-71-81-65	287/-1	73,500.00	Mike Hendry..... T64	76-75-73-76	300/12	42,500.00
Sergio Garcia..... T28	74-72-73-69	288/E	68,500.00	Charl Schwartzel..... T64	74-76-77-73	300/12	42,500.00
J.B. Holmes..... T28	70-71-73-74	288/E	68,500.00	Oliver Wilson..... T64	71-70-79-80	300/12	42,500.00
Anirban Lahiri..... T28	74-70-74-70	288/E	68,500.00	Lian-Wei Zhang..... T64	73-76-74-77	300/12	42,500.00
Joost Luiten..... T28	77-71-69-71	288/E	68,500.00	Ze-cheng Dou..... T69	76-73-74-78	301/13	41,625.00
Hunter Mahan..... T28	74-68-71-75	288/E	68,500.00	Antonio Lascuna..... T69	76-79-73-73	301/13	41,625.00
Ryan Moore..... T28	74-71-72-71	288/E	68,500.00	Miguel A. Jimenez..... 71	78-75-73-76	302/14	41,250.00
Shane Lowry..... 34	78-69-74-68	289/1	65,000.00	Jason Knutzon..... 72	78-74-75-77	304/16	41,000.00
Russell Henley..... T35	71-75-74-70	290/2	61,500.00	Billy Horschel..... T73	80-77-79-70	306/18	40,500.00
Haotong Li..... T35	75-72-76-67	290/2	61,500.00	Yoshitaka Takeya..... T73	77-78-75-76	306/18	40,500.00
John Senden..... T35	73-73-72-72	290/2	61,500.00	Jaco Van Zyl..... T73	70-75-83-78	306/18	40,500.00
Jordan Spieth..... T35	70-74-72-74	290/2	61,500.00	Jin Jeong..... 76	85-79-75-80	319/31	40,000.00

2013-14 HSBC Champions

Sheshan International GC; Shanghai, China Purse: \$8,500,000 Par/Yards: 36-36-72/7,266 October 28-November 3, 2013

LEADERS	First Round	Second Round	Third Round
	Rory McIlroy..... 65 (-7)	Dustin Johnson..... 132 (-12)	Dustin Johnson..... 198 (-18)
	Jamie Donaldson..... 67 (-5)	Rory McIlroy..... 137 (-7)	Ian Poulter..... 201 (-15)
	Gonzalo Fdez-Castano..... 67 (-5)	Bubba Watson..... 137 (-7)	Graeme McDowell..... 202 (-14)
	Tommy Fleetwood..... 68 (-4)	Boo Weekley..... 137 (-7)	Graham DeLaet..... 204 (-12)
	Justin Rose..... 68 (-4)	Ernie Els..... 138 (-6)	Rory McIlroy..... 204 (-12)
	Jordan Spieth..... 68 (-4)	Gonzalo Fdez-Castano..... 138 (-6)	Justin Rose..... 204 (-12)
	Bubba Watson..... 68 (-4)	Tommy Fleetwood..... 138 (-6)	
	Dustin Johnson..... 69 (-3)	Sergio Garcia..... 138 (-6)	
		Graeme McDowell..... 138 (-6)	
		Ian Poulter..... 138 (-6)	



CUT: No cut. 77 of 78 players completed 72 holes.

WEATHER: Thursday: Cloudy and breezy, with a high of 69. Wind E at 10-15 mph. Friday: Partly cloudy and breezy, with a high of 69. Wind E at 10-15 mph. Saturday: Mostly cloudy, with a high of 72. Winds N at 3-6 mph. Sunday: Mostly cloudy, with a high of 72. NNW wind at 5-10 mph.

Winner: Dustin Johnson 69-63-66-66 264 \$1,400,000.00

Dustin Johnson..... 1	69-63-66-66	264/-24	\$1,400,000.00	Gonzalo Fdez-Castano.... T39	67-71-70-76	284/-4	\$58,000.00
Ian Poulter..... 2	71-67-63-66	267/-21	850,000.00	Branden Grace..... T39	77-71-67-69	284/-4	58,000.00
Graeme McDowell..... 3	69-69-64-66	268/-20	480,000.00	Haotong Li..... T39	72-71-74-67	284/-4	58,000.00
Sergio Garcia..... 4	70-68-69-63	270/-18	365,000.00	David Lynn..... T39	74-70-69-71	284/-4	58,000.00
Justin Rose..... 5	68-71-65-68	272/-16	300,000.00	Richard Sterne..... T39	74-73-74-63	284/-4	58,000.00
Graham DeLaet..... T6	71-68-65-69	273/-15	231,500.00	Chris Wood..... T39	71-71-73-69	284/-4	58,000.00
Rory McIlroy..... T6	65-72-67-69	273/-15	231,500.00	Ken Duke..... T46	70-72-73-70	285/-3	52,500.00
Jamie Donaldson..... T8	67-74-66-67	274/-14	161,666.67	Brian Gay..... T46	71-72-72-70	285/-3	52,500.00
Bubba Watson..... T8	68-69-69-68	274/-14	161,666.67	Thongchai Jaidee..... T46	76-68-68-73	285/-3	52,500.00
Martin Kaymer..... T8	70-74-62-68	274/-14	161,666.66	Jimmy Walker..... T46	73-73-69-70	285/-3	52,500.00
Keegan Bradley..... T11	71-68-68-68	275/-13	116,666.67	Hiroyuki Fujita..... T50	75-70-68-73	286/-2	49,000.00
Ernie Els..... T11	69-69-71-66	275/-13	116,666.67	Mike Hendry..... T50	72-73-73-68	286/-2	49,000.00
Boo Weekley..... T11	70-67-69-69	275/-13	116,666.66	Masahiro Kawamura..... T50	73-72-70-71	286/-2	49,000.00
Phil Mickelson..... 14	71-68-72-65	276/-12	100,000.00	Ryan Moore..... T50	70-74-69-73	286/-2	49,000.00
WC Liang..... T15	72-67-72-66	277/-11	93,500.00	Michael Thompson..... T50	74-72-68-72	286/-2	49,000.00
Louis Oosthuizen..... T15	70-70-70-67	277/-11	93,500.00	Kiradech Aphibarnrat..... T55	69-78-68-72	287/-1	46,250.00
Jordan Spieth..... 17	68-71-70-69	278/-10	90,000.00	Rickie Fowler..... T55	74-70-70-73	287/-1	46,250.00
Tommy Fleetwood..... T18	68-70-69-72	279/-9	87,000.00	John Merrick..... T55	72-75-69-71	287/-1	46,250.00
Jin Jeong..... T18	70-69-71-69	279/-9	87,000.00	Brandt Snedeker..... T55	73-74-70-70	287/-1	46,250.00
Paul Casey..... 20	69-73-69-69	280/-8	84,000.00	Peter Uihlein..... T55	71-73-73-70	287/-1	46,250.00
Gregory Bourdy..... T21	75-68-67-71	281/-7	75,100.00	Lee Westwood..... T55	71-73-68-75	287/-1	46,250.00
Bill Haas..... T21	72-72-69-68	281/-7	75,100.00	Derek Ernst..... T61	71-72-73-72	288/E	44,250.00
Peter Hanson..... T21	70-73-70-68	281/-7	75,100.00	Darren Fichardt..... T61	70-74-75-69	288/E	44,250.00
Scott Hend..... T21	69-74-66-72	281/-7	75,100.00	Gaganjeet Bhullar..... T63	69-71-75-74	289/1	43,500.00
Mikko Ilonen..... T21	72-69-72-68	281/-7	75,100.00	Jonas Blixt..... T63	70-75-74-70	289/1	43,500.00
Matteo Manassero..... T21	72-70-70-69	281/-7	75,100.00	Stephen Gallacher..... T63	73-73-72-71	289/1	43,500.00
Francesco Molinari..... T21	72-69-70-70	281/-7	75,100.00	Ryo Ishikawa..... T66	81-72-68-69	290/2	42,875.00
Scott Piercy..... T21	72-73-68-68	281/-7	75,100.00	Daniel Popovic..... T66	77-71-69-73	290/2	42,875.00
Bo Van Pelt..... T21	77-67-66-71	281/-7	75,100.00	D.A. Points..... T68	72-74-70-75	291/3	42,375.00
Jaco Van Zyl..... T21	72-73-68-68	281/-7	75,100.00	Ashun Wu..... T68	74-75-70-72	291/3	42,375.00
Luke Donald..... T31	70-71-70-71	282/-6	68,000.00	David Howell..... 70	72-75-73-72	292/4	42,000.00
Henrik Stenson..... T31	74-76-67-65	282/-6	68,000.00	Seuk-hyun Baek..... 71	81-68-69-75	293/5	41,750.00
Nick Watney..... T31	75-74-67-66	282/-6	68,000.00	Miguel A. Jimenez..... 72	75-76-70-74	295/7	41,500.00
Mark Brown..... T34	72-68-72-71	283/-5	64,000.00	Raphael Jacquelin..... 73	81-70-71-74	296/8	41,250.00
Jason Dufner..... T34	73-67-71-72	283/-5	64,000.00	George Coetzee..... 74	75-77-74-71	297/9	41,000.00
Billy Horschel..... T34	71-69-72-71	283/-5	64,000.00	Mu Hu..... 75	76-75-73-75	299/11	40,750.00
Wenyi Huang..... T34	70-74-69-70	283/-5	64,000.00	Brett Rumford..... 76	75-77-79-72	303/15	40,500.00
Kevin Streelman..... T34	70-73-72-68	283/-5	64,000.00	Huang Ming-jie..... 77	83-77-80-83	323/35	40,250.00
Thomas Bjorn..... T39	74-72-70-68	284/-4	58,000.00				

2012 HSBC Champions

Mission Hills Golf Club; Guangdong, China Purse: \$7,000,000 Par/Yards: 36-36-72/7,301 October 29-November 4, 2012

LEADERS	First Round	Second Round	Third Round
	Louis Oosthuizen..... 65 (-7)	Louis Oosthuizen..... 128 (-16)	Louis Oosthuizen..... 198 (-18)
	Adam Scott..... 65 (-7)	Ernie Els..... 133 (-11)	Lee Westwood..... 198 (-18)
	Peter Hanson..... 66 (-6)	Adam Scott..... 133 (-11)	Phil Mickelson..... 201 (-15)
	Shane Lowry..... 66 (-6)	Jason Dufner..... 134 (-10)	Ernie Els..... 202 (-14)
	Phil Mickelson..... 66 (-6)	Shane Lowry..... 134 (-10)	Bill Haas..... 202 (-14)
	Bubba Watson..... 66 (-6)	Ian Poulter..... 137 (T12)	Ian Poulter..... 202 (-14)
	Ian Poulter..... 69 (T16)		

CUT: No cut. 77 of 78 professionals completed 72 holes,



WEATHER: Overcast and mild. High of 75. Winds variable at 5-10 mph. Friday: Sunny and mild. High of 79. Winds variable at 5-10 mph. Saturday: Sunny and mild. High of 79. Winds variable at 8-10 mph. Sunday: Overcast and warm. High of 82. Winds variable at 5-10 mph.

Winner: Ian Poulter 69-68-65-65 267 \$1,200,000.00

Ian Poulter..... 1	69-68-65-65	267	\$1,200,000.00	Francesco Molinari..... T39	74-69-74-68	285	\$47,000.00
Jason Dufner..... T2	68-66-71-64	269	417,500.00	Thaworn Wiratchant..... T39	72-70-70-73	285	47,000.00
Ernie Els..... T2	70-63-69-67	269	417,500.00	Jamie Donaldson..... T42	71-74-71-70	286	43,500.00
Phil Mickelson..... T2	66-69-66-68	269	417,500.00	Marcus Fraser..... T42	73-72-70-71	286	43,500.00
Scott Piercy..... T2	68-68-68-65	269	417,500.00	Graeme McDowell..... T42	71-75-68-72	286	43,500.00
Louis Oosthuizen..... T6	65-63-70-72	270	190,000.00	Julien Quesne..... T42	71-71-71-73	286	43,500.00
Lee Westwood..... T6	70-67-61-72	270	190,000.00	Rafael Cabrera Bello..... T46	75-69-76-67	287	40,000.00
Adam Scott..... 8	65-68-71-67	271	155,000.00	Greg Chalmers..... T46	71-71-68-77	287	40,000.00
Martin Kaymer..... 9	68-69-67-68	272	140,000.00	Brendan Jones..... T46	74-69-70-74	287	40,000.00
Bill Haas..... 10	69-67-66-71	273	125,000.00	Jeev Milkha Singh..... T46	72-71-73-71	287	40,000.00
Hiroyuki Fujita..... T11	73-67-67-67	274	98,000.00	Mark Wilson..... T46	73-74-69-71	287	40,000.00
Prom Meesawat..... T11	67-70-69-68	274	98,000.00	Robert Garrigus..... T51	76-68-69-75	288	38,000.00
Thorbjorn Olesen..... T11	71-65-70-68	274	98,000.00	Brad Kennedy..... T51	73-77-67-71	288	38,000.00
Marcel Siem..... T11	71-70-66-67	274	98,000.00	Geoff Ogilvy..... T51	75-74-72-67	288	38,000.00
Brandt Snedeker..... T11	72-71-60-71	274	98,000.00	Nicolas Colsaerts..... T54	73-73-71-72	289	36,750.00
Carl Pettersson..... T16	70-68-66-71	275	80,500.00	Han Lee..... T54	73-70-75-71	289	36,750.00
Nick Watney..... T16	72-72-69-62	275	80,500.00	Robert Allenby..... T56	76-72-69-73	290	34,750.00
Gaganjeet Bhullar..... T18	73-68-63-72	276	75,000.00	George Coetzee..... T56	73-76-68-73	290	34,750.00
Luke Donald..... T18	68-68-69-71	276	75,000.00	Hyung-Sung Kim..... T56	78-70-70-72	290	34,750.00
Marc Leishman..... T18	73-68-65-70	276	75,000.00	Garth Mulroy..... T56	70-74-73-73	290	34,750.00
Thomas Bjorn..... T21	72-70-68-67	277	70,000.00	Jaco Van Zyl..... T56	74-75-70-71	290	34,750.00
Thongchai Jaidee..... T21	70-68-69-70	277	70,000.00	Xin-jun Zhang..... T56	75-69-76-70	290	34,750.00
Keegan Bradley..... 23	71-68-68-71	278	67,000.00	Branden Grace..... T62	75-76-70-70	291	32,500.00
Peter Hanson..... T24	66-71-73-69	279	62,250.00	Hennie Otto..... T62	76-73-71-71	291	32,500.00
Scott Hend..... T24	70-74-67-68	279	62,250.00	Danny Willett..... T62	74-73-71-73	291	32,500.00
WC Liang..... T24	72-73-66-68	279	62,250.00	Alvaro Quiros..... T65	72-76-68-76	292	31,000.00
Justin Rose..... T24	72-70-67-70	279	62,250.00	Richie Ramsay..... T65	78-71-72-71	292	31,000.00
Thomas Aiken..... T28	68-73-69-70	280	57,500.00	Kyle Stanley..... T65	79-70-74-69	292	31,000.00
Gonzalo Fdez-Castano..... T28	71-67-69-73	280	57,500.00	Jbe' Kruger..... 68	83-72-71-67	293	30,000.00
John Senden..... T28	72-70-70-68	280	57,500.00	Kenichi Kuboya..... T69	77-83-66-69	295	29,000.00
Bernd Wiesberger..... T28	72-72-68-68	280	57,500.00	David Lynn..... T69	76-69-73-77	295	29,000.00
Shane Lowry..... 32	66-68-72-75	281	55,000.00	Toshinori Muto..... T69	74-71-76-74	295	29,000.00
Bubba Watson..... 33	66-72-69-75	282	54,000.00	Yuta Ikeda..... T72	70-70-82-75	297	27,500.00
Ik-Je Jang..... T34	68-71-72-72	283	52,500.00	David Lipsky..... T72	78-74-69-76	297	27,500.00
Tadahiro Takayama..... T34	73-69-70-71	283	52,500.00	Robert Rock..... T72	78-70-76-73	297	27,500.00
Paul Lawrie..... T36	69-71-72-72	284	50,000.00	Johnson Wagner..... 75	75-74-73-76	298	26,500.00
Joost Luiten..... T36	72-72-68-72	284	50,000.00	Siddikur Rahman..... 76	77-76-76-72	301	26,000.00
A-Shun Wu..... T36	68-70-71-75	284	50,000.00	Mu Hu..... 77	79-74-79-75	307	25,500.00
Dustin Johnson..... T39	67-68-84-66	285	47,000.00				

2011 HSBC Champions

Sheshan International Golf Club; Shanghai, China Purse: \$7,000,000 Par/Yards: 36-36-72/7,266 October 31-November 6, 2011

First Round	Second Round	Third Round
Keegan Bradley..... 65 (-7)	Fredrik Jacobson..... 133 (-11)	Fredrik Jacobson..... 200 (-16)
Fredrik Jacobson..... 67 (-5)	Louis Oosthuizen..... 134 (-10)	Louis Oosthuizen..... 202 (-14)
Alexander Noren..... 67 (-5)	Adam Scott..... 134 (-10)	Adam Scott..... 203 (-13)
Bo Van Pelt..... 67 (-5)	Keegan Bradley..... 135 (-9)	Rory Mcllroy..... 204 (-12)
K.J. Choi..... 68 (-4)	Paul Casey..... 136 (-8)	Lee Westwood..... 204 (-12)
Thongchai Jaidee..... 68 (-4)	Bo Van Pelt..... 136 (-8)	Martin Kaymer..... 205 (-11)
Justin Rose..... 68 (-4)	Martin Kaymer..... 137 (-7)	
David Toms..... 68 (-4)		
Martin Kaymer..... 69 (-3)		

CUT: No cut. All 78 professionals completed 72 holes.



WEATHER: Thursday: Mostly cloudy, with the high reaching 68. Winds variable at 5-10 mph. Friday: Mostly cloudy and humid, with the high reaching 68. There was light rain for approximately 90 minutes midway through the round. Lift, clean and place rules in effect. Winds variable at 6-12 mph. Saturday: Mostly cloudy and warmer, with the high reaching 71. Winds variable at 5-10 mph. Sunday: Mostly cloudy and cooler, with the high reaching 69. Winds NNE at 12-18 mph shifting to NE at 10-18 in the afternoon.

Winner: Martin Kaymer 69-68-68-63 268 \$1,200,000.00

Martin Kaymer..... 1	69-68-68-63	268	\$1,200,000.00
Fredrik Jacobson..... 2	67-66-67-71	271	675,000.00
Graeme McDowell..... 3	69-69-67-67	272	430,000.00
Paul Casey..... T4	70-66-70-67	273	258,333.33
Rory Mcllroy..... T4	70-69-65-69	273	258,333.33
Charl Schwartzel..... T4	70-69-69-65	273	258,333.33
Hunter Mahan..... T7	71-67-69-67	274	155,000.00
Louis Oosthuizen..... T7	71-63-68-72	274	155,000.00
Justin Rose..... T7	68-70-70-66	274	155,000.00
Jhonattan Vegas..... 10	69-73-65-68	275	125,000.00
Adam Scott..... T11	69-65-69-73	276	110,000.00
Bo Van Pelt..... T11	67-69-70-70	276	110,000.00
Ian Poulter..... T13	70-68-69-71	278	90,000.00
Lee Westwood..... T13	69-68-67-74	278	90,000.00
Xin-jun Zhang..... T13	74-68-64-72	278	90,000.00
Keegan Bradley..... T16	65-70-72-72	279	79,333.33
K.J. Choi..... T16	68-70-72-69	279	79,333.33
Simon Dyson..... T16	69-69-70-71	279	79,333.33
John Senden..... 19	72-68-70-70	280	75,000.00
Nicolas Colsaerts..... T20	74-69-68-70	281	71,000.00
Lucas Glover..... T20	76-68-71-66	281	71,000.00
Pablo Larrazabal..... T20	70-69-70-72	281	71,000.00
Aaron Baddeley..... T23	69-68-73-72	282	62,500.00
Jonathan Byrd..... T23	71-68-70-73	282	62,500.00
Anders Hansen..... T23	71-69-70-72	282	62,500.00
Jbe' Kruger..... T23	70-70-68-74	282	62,500.00
Francesco Molinari..... T23	70-70-71-71	282	62,500.00
Jeev Milkha Singh..... T23	72-73-69-68	282	62,500.00
Harrison Frazer..... T29	70-75-64-74	283	56,500.00
Yuta Ikeda..... T29	70-71-68-74	283	56,500.00
Thongchai Jaidee..... T29	68-69-72-74	283	56,500.00
Rory Sabbatini..... T29	69-71-71-72	283	56,500.00
Ernie Els..... T33	75-69-72-68	284	52,000.00
Peter Hanson..... T33	69-73-71-71	284	52,000.00
Robert Rock..... T33	70-70-71-73	284	52,000.00
Lee Slattery..... T33	76-71-68-69	284	52,000.00
Nick Watney..... T33	71-75-71-67	284	52,000.00
Darren Clarke..... T38	73-76-67-69	285	47,500.00
Jim Herman..... T38	74-70-73-68	285	47,500.00

Miguel A. Jimenez..... T38	72-68-68-77	285	\$47,500.00
Chinnarat Phadungsil..... T38	71-69-74-71	285	47,500.00
Stuart Appleby..... T42	77-70-71-69	287	43,500.00
Thomas Bjorn..... T42	72-71-71-73	287	43,500.00
Bill Haas..... T42	74-69-68-76	287	43,500.00
Scott Stallings..... T42	70-74-72-71	287	43,500.00
Ben Crane..... T46	75-71-74-68	288	40,500.00
Hiroyuki Fujita..... T46	74-71-70-73	288	40,500.00
Keith Horne..... T46	71-70-73-74	288	40,500.00
Jung-gon Hwang..... T49	72-72-70-75	289	38,000.00
Kyung-tae Kim..... T49	75-73-67-74	289	38,000.00
Paul Lawrie..... T49	72-71-72-74	289	38,000.00
Alexander Noren..... T49	67-75-70-77	289	38,000.00
Alvaro Quiros..... T49	72-67-71-79	289	38,000.00
Siddikur Rahman..... T49	75-73-67-74	289	38,000.00
Ashun Wu..... T49	72-69-70-78	289	38,000.00
Robert Karlsson..... T56	74-75-68-73	290	35,500.00
Geoff Ogilvy..... T56	75-69-69-77	290	35,500.00
Mark Wilson..... T56	71-73-77-69	290	35,500.00
Tetsuji Hiratsuka..... T59	72-70-72-77	291	34,000.00
Michio Matsumura..... T59	74-71-71-75	291	34,000.00
David Toms..... T59	68-76-71-76	291	34,000.00
Jim Furyk..... T62	78-68-73-73	292	32,500.00
Michael Hoey..... T62	76-70-74-72	292	32,500.00
WC Liang..... T62	72-73-71-76	292	32,500.00
S.S.P. Chowrasia..... 65	73-74-73-73	293	31,500.00
Kiradech Aphibarnrat..... T66	79-72-71-72	294	30,750.00
D.A. Points..... T66	73-71-73-77	294	30,750.00
Chez Reavie..... 68	70-75-68-82	295	30,000.00
Matteo Manassero..... 69	82-71-70-73	296	29,500.00
Thomas Aiken..... 70	76-75-69-77	297	29,000.00
David Gleeson..... 71	71-70-76-81	298	28,500.00
Alistair Presnell..... T72	75-75-73-76	299	27,750.00
Chan Yih-shin..... T72	75-74-76-74	299	27,750.00
Hao Yuan..... 74	72-78-74-76	300	27,000.00
Pablo Martin..... 75	76-71-74-80	301	26,500.00
Tom Lewis..... 76	78-71-72-83	304	26,000.00
Adam Bland..... 77	75-76-81-80	312	25,500.00
Bobby Gates..... WD	75-68-69	212	

2010 HSBC Champions

Sheshan International Golf Club; Shanghai, China Purse: \$7,000,000 Par/Yards: 36-36-72/7,266 November 4-7, 2010

LEADERS	First Round	Second Round	Third Round
	Francesco Molinari..... 65 (-7)	Francesco Molinari..... 135 (-9)	Francesco Molinari..... 202 (-14)
	Lee Westwood..... 66 (-6)	Lee Westwood..... 136 (-8)	Lee Westwood..... 203 (-13)
	Yuta Ikeda..... 67 (-5)	Ernie Els..... 137 (-7)	Luke Donald..... 206 (-10)
	Seung-yul Noh..... 67 (-5)	Richie Ramsay..... 137 (-7)	Ernie Els..... 208 (-8)
	Henrik Stenson..... 67 (-5)	Jaco Van Zyl..... 137 (-7)	Ross Fisher..... 208 (-8)
	Luke Donald..... 68 (-4)	Luke Donald..... 138 (-6)	Richie Ramsay..... 208 (-8)
	Pablo Martin..... 68 (-4)	Ross Fisher..... 139 (-5)	Jaco van Zyl..... 209 (-7)8
	Tiger Woods..... 68 (-4)	Seung yul Noh..... 139 (-5)	

CUT: No cut. 77 of 78 professionals completed 72 holes.



WEATHER: Thursday: Partly cloudy with a high of 79 degrees. S winds 6-12 mph. Friday: Partly cloudy and cool in the morning, with a high temperature in the lower 80s. Light, variable winds. Saturday: Hazy sunshine and cool, with a high temperature of 79 degrees and calm winds. Sunday: Due to morning fog, the start of the final round was delayed 75 minutes from 8:35 a.m. until 9:50 a.m. Afternoon temperatures reached into the low 80s, under hazy skies with calm winds.

Winner: Francesco Molinari 65-70-67-67 269 \$1,200,000.00

Francesco Molinari..... 1	65-70-67-67	269	\$1,200,000.00	Carl Pettersson..... T39	71-73-71-73	288	\$47,500.00
Lee Westwood..... 2	66-70-67-67	270	675,000.00	Ryo Ishikawa..... T41	72-71-71-75	289	44,000.00
Luke Donald..... T3	68-70-68-73	279	372,500.00	Miguel A. Jimenez..... T41	72-70-75-72	289	44,000.00
Richie Ramsay..... T3	69-68-71-71	279	372,500.00	Kyung-tae Kim..... T41	72-69-75-73	289	44,000.00
Rory McIlroy..... 5	71-71-71-67	280	250,000.00	Phil Mickelson..... T41	69-71-76-73	289	44,000.00
Fredrik Andersson Hed..... T6	69-71-71-70	281	145,714.29	Edoardo Molinari..... T41	72-71-76-70	289	44,000.00
Paul Casey..... T6	73-71-67-70	281	145,714.29	Hirooyuki Fujita..... T46	75-75-70-70	290	40,750.00
Ernie Els..... T6	72-65-71-73	281	145,714.29	Ryan Palmer..... T46	69-72-74-75	290	40,750.00
Retief Goosen..... T6	70-74-69-68	281	145,714.29	Arjun Atwal..... T48	73-71-73-74	291	39,500.00
Richard Green..... T6	72-68-73-68	281	145,714.29	David Horsey..... T48	71-74-74-72	291	39,500.00
Peter Hanson..... T6	73-69-70-69	281	145,714.29	Heath Slocum..... T48	71-72-78-70	291	39,500.00
Tiger Woods..... T6	68-72-73-68	281	145,714.29	Camilo Villegas..... T51	75-70-78-69	292	38,250.00
Ian Poulter..... T13	70-70-73-69	282	90,000.00	Y.E. Yang..... T51	69-74-73-76	292	38,250.00
Henrik Stenson..... T13	67-74-72-69	282	90,000.00	Jason Bohn..... T53	72-75-72-74	293	36,500.00
Jaco Van Zyl..... T13	71-66-72-73	282	90,000.00	Rhys Davies..... T53	76-70-72-75	293	36,500.00
Ross Fisher..... T16	69-70-69-75	283	77,200.00	Andrew Dodt..... T53	73-68-80-72	293	36,500.00
Padraig Harrington..... T16	70-70-70-73	283	77,200.00	Matteo Manassero..... T53	71-70-81-71	293	36,500.00
Pablo Martin..... T16	68-73-71-71	283	77,200.00	Alvaro Quiros..... T53	74-78-70-71	293	36,500.00
Seung-yul Noh..... T16	67-72-71-73	283	77,200.00	Michael Sim..... T58	72-79-74-69	294	34,750.00
Charl Schwartzel..... T16	74-70-67-72	283	77,200.00	Shunsuke Sonoda..... T58	72-77-78-67	294	34,750.00
Robert Allenby..... T21	72-68-72-72	284	68,000.00	Tetsuji Hiratsuka..... T60	71-71-80-73	295	33,500.00
Bill Haas..... T21	72-71-72-69	284	68,000.00	Michio Matsumura..... T60	71-74-75-75	295	33,500.00
Hunter Mahan..... T21	70-73-71-70	284	68,000.00	Thaworn Wiratchant..... T60	75-76-73-71	295	33,500.00
Nick Watney..... T21	72-68-74-70	284	68,000.00	Marcus Fraser..... T63	72-76-73-76	297	31,750.00
Tim Clark..... T25	72-70-70-73	285	60,200.00	Anders Hansen..... T63	71-74-79-73	297	31,750.00
Rickie Fowler..... T25	71-74-72-68	285	60,200.00	Alistair Presnell..... T63	74-75-74-74	297	31,750.00
Brendan Jones..... T25	76-72-69-68	285	60,200.00	Liang Wen-Chong..... T63	79-73-76-69	297	31,750.00
Anthony Kim..... T25	73-72-70-70	285	60,200.00	Pariya Junhasavasdikul..... T67	74-80-72-72	298	30,250.00
Adam Scott..... T25	69-73-73-70	285	60,200.00	Danny Willett..... T67	77-69-75-77	298	30,250.00
K.J. Choi..... T30	72-71-71-72	286	55,500.00	Stuart Appleby..... T69	72-73-74-80	299	29,000.00
Ben Crane..... T30	71-71-74-70	286	55,500.00	Simon Khan..... T69	76-73-76-74	299	29,000.00
Yuta Ikeda..... T30	67-75-76-68	286	55,500.00	Bill Lunde..... T69	78-72-79-70	299	29,000.00
Martin Kaymer..... T30	72-69-74-71	286	55,500.00	Wu Kang-chun..... T72	75-77-75-74	301	27,750.00
Darren Fichardt..... T34	73-72-70-72	287	51,000.00	Louis Oosthuizen..... T72	69-80-80-72	301	27,750.00
Richard S. Johnson..... T34	70-70-77-70	287	51,000.00	Kiradech Aphibarnrat..... 74	78-75-73-77	303	27,000.00
Robert Karlsson..... T34	71-73-73-70	287	51,000.00	Chao Li..... 75	79-79-75-71	304	26,500.00
Graeme McDowell..... T34	74-71-73-69	287	51,000.00	Mardan Mamat..... 76	75-76-75-80	306	26,000.00
Katsumasa Miyamoto..... T34	69-75-77-66	287	51,000.00	Hao Yuan..... 77	79-75-79-75	308	25,500.00
Gregory Bourdy..... T39	73-74-73-68	288	47,500.00				

2009 HSBC Champions

Sheshan International Golf Club; Shanghai, China Purse: \$7,000,000 Par/Yards: 36-36-72/7,199 November 5-8, 2009

LEADERS		First Round	Second Round	Third Round
	Nick Watney.....	64 (-8)	Nick Watney.....	134 (-10)
	Martin Kaymer.....	66 (-6)	Tiger Woods.....	134 (-10)
	Ryan Moore.....	66 (-6)	Ryan Moore.....	135 (-9)
	Shane Lowry.....	66 (-6)	Alvaro Quiros.....	135 (-9)
	Paul Casey.....	67 (-5)	Phil Mickelson.....	135 (-9)
	Tiger Woods.....	67 (-5)	Anthony Kim.....	136 (-8)
	Anthony Kim.....	67 (-5)		
	Lin Wen-tang.....	67 (-5)		
	Phil Mickelson.....	69 (T13)		
				Phil Mickelson.....
				Tiger Woods.....
				Nick Watney.....
				Ryan Moore.....
				Lee Westwood.....
				Jyoti Randhawa.....
				Anthony Kim.....



CUT: There was no cut. 77 of 78 professionals completed 72 holes.


WEATHER: Thursday: Sunny and warm, with a high of 73 degrees. S winds 6-12 mph. Friday: Mostly sunny and unseasonably warm. High of 81 with SW winds 10-15 mph. Saturday: Hazy sunshine and muggy. High of 79. Winds S 10-15 mph. Sunday: Mostly sunny and warm with a high of 83. Winds SW 6-12 mph.

Winner: Phil Mickelson 69-66-67-69 271 \$1,200,000.00

Phil Mickelson.....	1	69-66-67-69	271	\$1,200,000.00	Jason Dufner.....	T40	69-71-73-74	287	\$45,000.00
Ernie Els.....	2	70-71-68-63	272	675,000.00	WC Liang.....	T40	73-73-73-68	287	45,000.00
Ryan Moore.....	3	66-69-70-68	273	430,000.00	Garth Mulroy.....	T40	69-72-76-70	287	45,000.00
Rory Mcllroy.....	4	73-68-70-63	274	315,000.00	Rod Pampling.....	T40	69-72-75-71	287	45,000.00
Nick Watney.....	5	64-70-70-71	275	250,000.00	Henrik Stenson.....	T40	69-72-74-72	287	45,000.00
Martin Kaymer.....	T6	66-74-69-67	276	190,000.00	Greg Chalmers.....	T45	72-74-73-69	288	40,333.33
Tiger Woods.....	T6	67-67-70-72	276	190,000.00	Gonzalo Fdez-Castano	T45	73-73-72-70	288	40,333.33
Alvaro Quiros.....	T8	69-66-76-66	277	147,500.00	Ricardo Gonzalez.....	T45	74-71-70-73	288	40,333.33
Lee Westwood.....	T8	70-71-65-71	277	147,500.00	Ian Poulter.....	T45	72-69-79-68	288	40,333.33
Retief Goosen.....	T10	71-71-68-68	278	99,571.43	Rory Sabbatini.....	T45	74-68-76-70	288	40,333.33
Anthony Kim.....	T10	67-69-72-70	278	99,571.43	Oliver Wilson.....	T45	71-72-73-72	288	40,333.33
Soren Kjeldsen.....	T10	69-72-71-66	278	99,571.43	Stewart Cink.....	T51	71-74-75-69	289	38,000.00
Daisuke Maruyama.....	T10	72-69-74-63	278	99,571.43	Yuta Ikeda.....	T51	73-73-71-72	289	38,000.00
Francesco Molinari.....	T10	73-67-70-68	278	99,571.43	Prayad Marksang.....	T51	81-69-70-69	289	38,000.00
Geoff Ogilvy.....	T10	72-74-65-67	278	99,571.43	Christian Cevaer.....	T54	73-77-71-69	290	36,500.00
Pat Perez.....	T10	68-69-75-66	278	99,571.43	Jerry Kelly.....	T54	71-75-74-70	290	36,500.00
Ryo Ishikawa.....	T17	72-67-70-70	279	78,000.00	Martin Laird.....	T54	72-74-73-71	290	36,500.00
Koumei Oda.....	T17	70-69-72-68	279	78,000.00	Michael Jonzon.....	T57	72-74-73-72	291	35,000.00
Thongchai Jaidee.....	T19	71-69-70-70	280	72,000.00	Thomas Levet.....	T57	77-77-72-65	291	35,000.00
Matt Kuchar.....	T19	68-72-72-68	280	72,000.00	Steve Marino.....	T57	77-70-74-70	291	35,000.00
Alexander Noren.....	T19	70-71-71-68	280	72,000.00	Chih-Bing Lam.....	T60	71-74-75-72	292	33,750.00
Jyoti Randhawa.....	T19	68-70-70-72	280	72,000.00	Richard Sterne.....	T60	74-73-72-73	292	33,750.00
Robert Allenby.....	T23	73-69-70-69	281	66,000.00	Nathan Green.....	T62	79-77-72-65	293	32,750.00
Sergio Garcia.....	T23	75-70-69-67	281	66,000.00	Sean O'Hair.....	T62	74-71-76-72	293	32,750.00
Brian Gay.....	T25	69-69-72-72	282	61,333.33	Jeppe Huldahl.....	T64	76-72-73-73	294	31,750.00
Padraig Harrington.....	T25	74-69-72-67	282	61,333.33	Mark Murless.....	T64	71-76-79-68	294	31,750.00
Camilo Villegas.....	T25	70-69-73-70	282	61,333.33	Danny Lee.....	T66	74-71-76-74	295	30,750.00
Simon Dyson.....	T28	72-69-72-70	283	58,000.00	Lian-Wei Zhang.....	T66	73-70-80-72	295	30,750.00
Ross Fisher.....	T28	70-70-72-71	283	58,000.00	Thomas Aiken.....	T68	74-78-73-71	296	29,750.00
Shane Lowry.....	T28	66-74-71-72	283	58,000.00	Anthony Kang.....	T68	75-76-76-69	296	29,750.00
Mark Brown.....	T31	71-74-71-68	284	55,500.00	Peter Hedblom.....	T70	77-71-76-74	298	28,500.00
Peter Hanson.....	T31	72-72-75-65	284	55,500.00	Daniel Alfredo Vancsik	T70	74-74-74-76	298	28,500.00
Shingo Katayama.....	T33	75-68-77-65	285	51,000.00	Ashun Wu.....	T70	74-71-83-70	298	28,500.00
James Kingston.....	T33	70-70-75-70	285	51,000.00	Jean Hugo.....	73	78-76-74-71	299	27,500.00
Wen-Tang Lin.....	T33	67-72-70-76	285	51,000.00	Gaganjeet Bhullar.....	T74	74-76-76-74	300	26,500.00
Chapchai Nirat.....	T33	71-74-70-70	285	51,000.00	Nick Dougherty.....	T74	68-80-76-76	300	26,500.00
Jeev M. Singh.....	T33	73-72-70-70	285	51,000.00	C Muniyappa.....	T74	74-69-78-79	300	26,500.00
Scott Strange.....	T33	71-72-74-68	285	51,000.00	Wei-Huang Wu.....	77	74-78-75-74	301	25,500.00
Y.E. Yang.....	T33	72-71-75-67	285	51,000.00					

Additional Information

The par-3 17th hole at Austin Country Club



Walter Hagen Cup

The Walter Hagen Cup

Each year the Walter Hagen Cup is awarded to the champion of the World Golf Championships-Dell Technologies Match Play.

The Walter Hagen Cup was designed and produced by Wedgwood, a sister company of Waterford Crystal. Josiah Wedgwood's 1774 invention of Jasper is exquisitely interpreted in a handcrafted trophy featuring precious metal components and embellishments.

The winner of each of the World Golf Championships is awarded a Wedgwood trophy named after a great international figure in the game. The Gary Player Cup is awarded to the champion of the Bridgestone Invitational. The winner of the Mexico Championship receives the Gene Sarazen Cup.



Walter Hagen

In addition to being one of the game's best players, Walter Hagen was perhaps golf's greatest showman. Hagen was golf's first full-time touring professional. He won 40 times on the PGA TOUR, including 11 times in major championships. It is appropriate that the World Golf Championships-Dell Technologies Match Play trophy bears his name as he was perhaps the greatest match player in history. He won five PGA Championships in match play, including four consecutive from 1924-1927. He once won 22 straight 36-hole matches in the PGA and 32 out of 33 between the first round in 1921 and the fourth round of 1928. In six Ryder Cup matches, his record was 7-1-1. Hagen, an inaugural member of the World Golf Hall of Fame, also won two U.S. Opens and four Open Championships.



2018-2019 World Golf Championships Schedule

October 25 - 28, 2018

World Golf Championships-HSBC Champions

Sheshan International Golf Club

Shanghai, CHINA

2018 Champion: Xander Schauffele

February 21 - 24, 2019

World Golf Championships-Mexico Championship

Club de Golf Chapultepec

Mexico City, MEX

2019 Champion: Dustin Johnson

March 27-31, 2019

World Golf Championships-Dell Technologies Match Play

Austin Country Club

Austin, Texas, USA

2018 Champion: Bubba Watson

July 25-28, 2019

World Golf Championships-FedEx St. Jude Invitational

TPC Southwind

Memphis, Tennessee, USA

2018 Champion: Justin Thomas

