

WORLD CLASS DELIVERED.



FedEx
St. Jude
INVITATIONAL SM

MEDIA GUIDE
TPC SOUTHWIND
JULY 21-28

PLAYERS DEPICTED ARE EXPECTED TO COMPETE. APPEARANCE IS SUBJECT TO CHANGE. NO REFUNDS OR EXCHANGES

Table of Contents

Welcome from FedEx.....	2	Results of 2017 Mexico Championship.....	131
St. Jude Children’s Research Hospital	3	Results of 2016 Cadillac Championship	132
Schedule of Events.....	4	Results of 2015 Cadillac Championship	133
Media Facts	5-6	Results of 2014 Cadillac Championship	134
Tournament Officials.....	7	Results of 2013 Cadillac Championship	135
2019 Scorecard	7	Results of 2012 Cadillac Championship	136
Phil Cannon Memorial Scholarship.....	8	Results of 2011 Cadillac Championship	137
		Results of 2010 CA Championship.....	138
HISTORY OF THE FEDEX ST. JUDE INVITATIONAL	9-56	Results of 2009 CA Championship.....	139
Results of 2018 Bridgestone Invitational	10	Results of 2008 CA Championship.....	140
Results of 2017 Bridgestone Invitational	11	Results of 2007 CA Championship.....	141
Results of 2016 Bridgestone Invitational	12	Results of 2006 American Express Championship.....	142
Results of 2015 Bridgestone Invitational	13	Results of 2005 American Express Championship.....	143
Results of 2014 Bridgestone Invitational	14	Results of 2004 American Express Championship.....	144
Results of 2013 Bridgestone Invitational	15	Results of 2003 American Express Championship.....	145
Results of 2012 Bridgestone Invitational	16	Results of 2002 American Express Championship.....	146
Results of 2011 Bridgestone Invitational	17	Results of 2001 American Express Championship.....	147
Results of 2010 Bridgestone Invitational	18	Results of 2000 American Express Championship.....	148
Results of 2009 Bridgestone Invitational	19	Results of 1999 American Express Championship.....	149
Results of 2008 Bridgestone Invitational	20	HSBC Champions Facts.....	150
Results of 2007 Bridgestone Invitational	21	Results of 2018-19 HSBC Champions.....	151
Results of 2006 Bridgestone Invitational	22	Results of 2017-18 HSBC Champions.....	152
Results of 2005 NEC Invitational.....	23	Results of 2016-17 HSBC Champions.....	153
Results of 2004 NEC Invitational.....	24	Results of 2015 HSBC Champions.....	154
Results of 2003 NEC Invitational.....	25	Results of 2014 HSBC Champions.....	155
Results of 2002 NEC Invitational.....	26	Results of 2013 HSBC Champions.....	156
Results of 2001 NEC Invitational.....	27	Results of 2012 HSBC Champions.....	157
Results of 2000 NEC Invitational.....	28	Results of 2011 HSBC Champions.....	158
Results of 1999 NEC Invitational.....	29	Results of 2010 HSBC Champions.....	159
Bridgestone Invitational Records.....	30-31	Results of 2009 HSBC Champions.....	160
Breakdown of Round Leaders.....	32		
Bridgestone Invitational Top-10 Finishes.....	33-34	TPC Southwind.....	161-196
Bridgestone Invitational Money Leaders.....	35	Scoring Records for FedEx St. Jude Classic.....	162-163
Bridgestone Invitational Career Stroke Averages.....	35	(at TPC Southwind)	
Bridgestone Invitational Player Records.....	36-55	Results of 1989 Federal Express St. Jude Classic	164
		Results of 1990 Federal Express St. Jude Classic	165
PLAYER RECORDS.....	57-102	Results of 1991 Federal Express St. Jude Classic	166
Player Bios.....	58-101	Results of 1992 Federal Express St. Jude Classic	167
		Results of 1993 Federal Express St. Jude Classic	168
WORLD GOLF CHAMPIONSHIPS.....	103-160	Results of 1994 Federal Express St. Jude Classic	169
Dell Technologies Match Play Facts	104-105	Results of 1995 FedEx St. Jude Classic.....	170
Results of 2019 Dell Technologies Match Play	106	Results of 1996 FedEx St. Jude Classic.....	171
Results of 2018 Dell Technologies Match Play	107	Results of 1997 FedEx St. Jude Classic.....	172
Results of 2017 Dell Technologies Match Play	108	Results of 1998 FedEx St. Jude Classic.....	173
Results of 2016 Dell Match Play	109	Results of 1999 FedEx St. Jude Classic.....	174
Results of 2015 Cadillac Match Play.....	110	Results of 2000 FedEx St. Jude Classic.....	175
Results of 2014 Accenture Match Play Championship	111	Results of 2001 FedEx St. Jude Classic.....	176
Results of 2013 Accenture Match Play Championship	112	Results of 2002 FedEx St. Jude Classic.....	177
Results of 2012 Accenture Match Play Championship	113	Results of 2003 FedEx St. Jude Classic.....	178
Results of 2011 Accenture Match Play Championship	114	Results of 2004 FedEx St. Jude Classic.....	179
Results of 2010 Accenture Match Play Championship	115	Results of 2005 FedEx St. Jude Classic.....	180
Results of 2009 Accenture Match Play Championship	116	Results of 2006 FedEx St. Jude Classic.....	181
Results of 2008 Accenture Match Play Championship	117	Results of 2007 Stanford St. Jude Championship.....	182
Results of 2007 Accenture Match Play Championship	118	Results of 2008 Stanford St. Jude Championship.....	183
Results of 2006 Accenture Match Play Championship	119	Results of 2009 Jude Classic presented by FedEx.....	184
Results of 2005 Accenture Match Play Championship	120	Results of 2010 St. Jude Classic presented by Smith & Nephew.....	185
Results of 2004 Accenture Match Play Championship	121	Results of 2011 FedEx St. Jude Classic.....	186
Results of 2003 Accenture Match Play Championship	122	Results of 2012 FedEx St. Jude Classic.....	187
Results of 2002 Accenture Match Play Championship	123	Results of 2013 FedEx St. Jude Classic.....	188
Results of 2001 Accenture Match Play Championship	124	Results of 2014 FedEx St. Jude Classic.....	189
Results of 2000 Accenture Match Play Championship	125	Results of 2015 FedEx St. Jude Classic.....	190
Results of 1999 Accenture Match Play Championship	126	Results of 2016 FedEx St. Jude Classic.....	191
		Results of 2017 FedEx St. Jude Classic.....	192
Mexico Championship Facts.....	127-128	Results of 2018 FedEx St. Jude Classic.....	193
Results of 2019 Mexico Championship.....	129	TPC Southwind Hole-by-Hole Descriptions	194-196
Results of 2018 Mexico Championship.....	130	2018-19 World Golf Championships Schedule	Back Cover

Welcome from FedEx

On behalf of FedEx, it is my pleasure to welcome you to the inaugural World Golf Championships-FedEx St. Jude Invitational at TPC Southwind. This week, you will see many of the brightest stars of the game compete for the top of the leaderboard. These elite athletes will no doubt deliver an exciting experience for fans, most importantly, they'll deliver for the children at St. Jude.

FedEx has a rich history in Memphis. We officially began operations on April 17, 1973 with 389 team members. That night, 14 small aircrafts took off and delivered 186 packages to 25 U.S. cities. Today, we connect 99 percent of the world's gross domestic product, handling more than 15,000,000 shipments daily with a comprehensive range of services designed to meet customer needs.

Everywhere FedEx operates, we put our size, scale and connections to use for good. Our team members hand off lifesaving medication the same day it was ordered, they provide supply chain solutions for complex fulfillment needs and they bring desperately needed aid to survivors of natural disasters. It is important to our customers and to FedEx that we affect positive change around the world and that is especially evident in our hometown here at this tournament. FedEx has been involved with Memphis' stop on the PGA TOUR for more than 30 years and has helped raise more than \$43 million for St. Jude Children's Research Hospital.

We are privileged to serve as title sponsor of the brand new WGC-FedEx St. Jude Invitational. We thank the PGA TOUR, the team here at TPC Southwind and all of the incredible volunteers (many of whom are our own team members) who help make tournament week a success.

Our more than 450,000 team members around the world are united around something we call the Purple Promise: "I will make every FedEx experience outstanding." I hope you have an outstanding experience this week while enjoying world class play and hospitality.

Frederick W. Smith
Chairman and CEO
FedEx Corp.



The FedEx logo, consisting of the word "FedEx" in a bold, sans-serif font. The "E" is stylized with a white outline. A registered trademark symbol (®) is located to the right of the "x".

St. Jude Children's Research Hospital

Leading the way the world understands, treats and defeats childhood cancer and other life-threatening diseases.

The 2019 World Golf Championships – FedEx St. Jude Invitational is a collaboration of three organizations with global impact. St. Jude Children's Research Hospital is proud to team up with FedEx and the World Golf Championships to create awareness to help end childhood cancer. St. Jude is leading a global effort to increase cure rates for some of the world's most common childhood cancers.

St. Jude became the sole beneficiary of the Memphis PGA TOUR stop in 1970 and since then, the tournament has raised more than \$43 million to support the St. Jude and generated global awareness for its lifesaving mission: Finding cures. Saving children.® St. Jude has since welcomed the world's best golfers to Memphis to celebrate the impact that the global golfing community has to ensure that families never receive a bill from St. Jude for treatment, travel, housing, or food – because all a family should worry about is helping their child live.

Treatments invented at St. Jude have helped push the overall childhood cancer survival rate from 20 percent to more than 80 percent today. Honored and humbled by the support received from FedEx and the global golf community, St. Jude will not stop until no child dies from cancer.

Today, about 90 percent of children with cancer live in low- and middle-income countries where survival rates are 20 percent or less. St. Jude freely shares discoveries and research with the world so that one child saved at St. Jude means doctors and scientists around the world can use that knowledge to save thousands more children.

The meaningful connection between St. Jude and FedEx is captured poignantly during the annual Purple Eagle Naming Ceremony, when a FedEx Cessna Caravan aircraft is dedicated to a St. Jude patient who is also a child of a FedEx employee. This year, the son of a FedEx pilot will be honored during this ceremony.

St. Jude and the Memphis community welcomes the world this week for a celebration of the global community uniting to support the fight to end childhood cancer.



Schedule of Events

***all times in Central Standard Time (CST)**

Monday, July 22

Course Closed to Public

Tuesday, July 23

Course Closed to Public

6 p.m. St. Jude Jam (ticketed event)
FedExForum

Wednesday, July 24

Gates open at 9 a.m. Practice Round for Professionals

Thursday, July 25

Gates open at 10 a.m.

10 a.m. Purple Eagle Ceremony, FedEx Plane Dedication Ceremony
Practice Range

11 a.m. - 1 p.m. First Round of Competition – Confirmed tee times posted online Wednesday evening

10:30 a.m. - 6 p.m. PGA TOUR LIVE - Featured Groups

12 - 6 p.m. PGA TOUR Radio (SiriusXM and PGA TOUR Digital platforms)

1 - 6 p.m. GOLF Channel

Friday, July 26

Gates open at 10 a.m.

11 a.m. - 1 p.m. Second Round of Competition – Confirmed tee times posted online Thursday evening

10:30 a.m. - 6 p.m. PGA TOUR LIVE - Featured Groups

12 - 6 p.m. PGA TOUR Radio (SiriusXM and PGA TOUR Digital platforms)

1 - 6 p.m. GOLF Channel

Saturday, July 27

Gates open at 9 a.m.

10 a.m. - 12 p.m. Third Round of Competition

9:30 a.m. - 1 p.m. PGA TOUR LIVE - Featured Groups

11 a.m. - 12:45 p.m. GOLF Channel

12 - 5 p.m. PGA TOUR Radio (SiriusXM and PGA TOUR Digital platforms)

1 - 5 p.m. PGA TOUR LIVE - Featured Holes

1 - 5 p.m. CBS

Sunday, July 28

Gates open at 9 a.m.

10 a.m. - 12 p.m. Final Round of Competition

9:30 a.m. - 12 p.m. PGA TOUR LIVE - Featured Groups

11:30 a.m. - 12:45 p.m. GOLF Channel

12 - 5 p.m. PGA TOUR Radio (SiriusXM and PGA TOUR Digital platforms)

1 - 5 p.m. PGA TOUR LIVE - Featured Holes

1 - 5 p.m. CBS

5 p.m. Closing Ceremonies (immediately after play)
18 Green

2019 FedEx St. Jude Invitational Facts

EVENT:

World Golf Championships-FedEx St. Jude Invitational (WGC-FedEx St. Jude Invitational on second reference)

The FedEx St. Jude Invitational is one of four World Golf Championships sanctioned and organized by the operational committee of the International Federation of PGA Tours, which includes the Asian Tour, Japan Golf Tour, PGA TOUR, PGA Tour of Australasia and Sunshine Tour. The other World Golf Championships include the Mexico Championship, Dell Technologies Match Play and HSBC Champions.



DATE:

July 24-28, 2019

SITE:

TPC Southwind

PAR/YARDAGE:

70/7,244 yards

2018 CHAMPION:

Justin Thomas, 265 (-15)

ARCHITECT:

Ron Prichard (1988) with Hubert Green, Fuzzy Zoeller as consultants

FORMAT:

Four-day, 72-hole stroke-play competition; no cut

PURSE:

\$10.25 million (US); \$1.745 million to the winner
Prize money will be considered official on each player's home Tour

ELIGIBILITY:

Estimated field size – 75 players

- Playing members of the 2018 U.S. and European Ryder Cup teams.
- The top-50 players, including any tied for 50th place, from the Official World Golf Ranking as of Monday, July 15, 2019 (i.e. through completion of the John Deere Classic) and Monday, July 22, 2019 (i.e. through completion of The Open Championship/Barbasol Championship).
- Tournament winners, whose victories are considered official, of tournaments from the Federation Tours since the prior year's WGC-FedEx St. Jude Invitational (with an Official World Golf Ranking Strength of Field Rating of 115 points or more).
- The winner of the following tournaments from each of the following Tours:
 - Japan Golf Tour: Japan Golf Tour Championship (2019) and Bridgestone Open (2018)
 - Australasian Tour: Australian PGA Championship (2018)
 - Sunshine Tour: Dimension Data Pro-Am (2019)
 - Asian Tour: Indonesian Masters (2018)

TV LISTINGS:

The WGC-FedEx St. Jude Invitational is broadcast to 226 countries and territories in 23 languages. (Times below are in Central Standard Time)

Thursday and Friday	1 - 6 p.m.	GOLF Channel
Saturday and Sunday	11 a.m. - 12:45 p.m.	GOLF Channel
	1 - 5 p.m.	CBS

TROPHY:

Gary Player Cup

WEBSITE:

www.wgcfedex.com

TICKETS:

Tickets may be purchased by visiting www.wgcfedex.com.

CHARITABLE PROCEEDS:

Memphis has had a PGA TOUR stop since 1958 and the St. Jude Children's Hospital has been the direct charitable beneficiary since 1970, with the tournament raising over \$43 million for St. Jude's.

ABOUT FEDEX CORP.:

FedEx Corp. (NYSE: FDX) provides customers and businesses worldwide with a broad portfolio of transportation, e-commerce and business services. With annual revenues of \$62 billion, the company offers integrated business applications through operating companies competing collectively and managed collaboratively, under the respected FedEx brand. Consistently ranked among the world's most admired and trusted employers, FedEx inspires its more than 400,000 team members to remain "absolutely, positively" focused on safety, the highest ethical and professional standards and the needs of their customers and communities. To learn more about how FedEx connects people and possibilities around the world, please visit about.fedex.com.

2019 FedEx St. Jude Invitational Facts (cont.)

UMBRELLA SPONSORS: FedEx, HSBC, Grupo Salinas, Dell Technologies

SOCIAL MEDIA: Facebook: /WGC FedEx
Twitter: @WGC FedEx
Instagram: @WGC FedEx

CHAMPIONSHIP OFFICE: World Golf Championships-FedEx St. Jude Invitational
3325 Club at Southwind
Memphis, TN 38125
Phone: 901-748-0534

Executive Director:

Darrell Smith

Tournament Director:

Erin Stone

Tournament Services Manager:

Katy Pendgraft

Tournament Operations Manager:

Tim Lawman

Account Executive:

Russ Gordon

Sales Manager:

Matt Young

Sales Coordinator:

Brian Vinson

MEDIA CONTACTS:

Darrell Smith, Executive Director, WGC-FedEx St. Jude Invitational
901-748-0534, darrellmsmith@pgatourhq.com

Nick Parker, Communications Manager, PGA TOUR
904-806-4582, nickparker@pgatourhq.com

Michael Baliker, Communications Manager, PGA TOUR
904-273-7664, michaelbaliker@pgatourhq.com

Tournament Officials

Tournament Staff

Darryl Smith	Executive Director
Erin Stone	Tournament Director
Tim Lawman	Tournament Operations Manager
Katy Pendgraft	Tournament Services Manager
Russ Gordon	Account Executive
Matt Young	Sales Manager
Brian Vinson	Sales Coordinator

Rules Staff


Slugger White	Tournament Director/SVP Rules & Competition, PGA TOUR
David Donnelly	Advance Rules Official, PGA TOUR
Robby Ware	Rules Official, PGA TOUR
Dillard Pruitt	Rules Official, PGA TOUR
John Lillvis	Rules Official, PGA TOUR
Brad Fabel	Rules Official, PGA TOUR
John Paramor	Chief Referee, European Tour
Graeme Scott	Tournaments Manager, PGA TOUR of Australasia

Communications Staff

Nick Parker	Communications Manager, PGA TOUR
Michael Baliker	Communications Manager, PGA TOUR
Chris Reimer	Communications Sr. Director, PGA TOUR
John Bush	Communications Sr. Manager, PGA TOUR
Doug Milne	Communications, Sr. Manager, PGA TOUR
Clare Bodel	Sr. Press and Communications Officer, European Tour
Tracey Veal	Media Relations Manager, PGA TOUR

2019 FedEx St. Jude Invitational Scorecard

HOLE	1	2	3	4	5	6	7	8	9	OUT	10	11	12	13	14	15	16	17	18	IN	TOTAL	
My Score																						




Contestant _____



Tee _____ Time _____

Date _____ Round _____

DO NOT WRITE IN THIS SPACE



2019 Official Scorecard

TPC Southwind

HOLE	1	2	3	4	5	6	7	8	9	OUT	10	11	12	13	14	15	16	17	18	IN	TOTAL	
Yards	434	401	554	196	485	445	482	171	457	3625	465	162	406	472	239	395	530	490	453	3612	7237	
Par	4	4	5	3	4	4	4	3	4	35	4	3	4	4	3	4	5	4	4	35	70	
Score																						

MARKER'S SIGNATURE _____

COMPETITOR'S SIGNATURE _____

Phil Cannon Memorial Scholarship

In 2017, the World Golf Championships-FedEx St. Jude Invitational and the University of Memphis collaborated to create the Phil Cannon Memorial Scholarship to benefit outstanding journalism students who have demonstrated a commitment to the community.

Phil enjoyed life to the fullest, and much of that joy came from being involved for nearly 50 years with the WGC-FedEx St. Jude Invitational, Memphis' official PGA TOUR event. Phil served as Tournament Director for the event from 1999-2015.

He began his work with the tournament as a volunteer in 1968 as a sophomore at White Station High School in Memphis. From 1968-1989, before joining the full-time tournament staff in 1990, Phil volunteered for the event as a scorer inside the Media Center, often taking his vacation time to volunteer for the event.

During Phil's tenure as Tournament Director, the event achieved great success, and to date the tournament has generated more than \$43 million for St. Jude Children's Research Hospital®.


"The Phil Cannon Memorial Scholarship will significantly enhance our department's Sport Journalism program," said David Arant, Chair of the University of Memphis Department of Journalism and Strategic Media. "Sport Journalism is a rapidly growing area for journalism study at the University of Memphis, and this scholarship spotlights the opportunities for our students in the field of Sport Journalism."

With approximately 325 undergraduate and 40 graduate students, the Department of Journalism and Strategic Media trains tomorrow's media innovators. Its programs focus on applied journalism to help students learn the concepts and skills to be effective news, public relations and advertising professionals.

WGC- FedEx St. Jude Invitational tournament director Darrell Smith sees this as a perfect way to celebrate Phil's legacy. "We are honored to partner with the University of Memphis, a place that meant so much to Phil throughout his life. Phil had a passion for journalism and the people that work in the industry. We are excited to know the Phil Cannon Memorial Scholarship will allow students even more opportunity as they pursue their lifelong dreams."



History of the FedEx St. Jude Invitational



**Justin Thomas won the 2018
WGC-FedEx St. Jude Invitational
for his first World Golf
Championships title.**

2018 Bridgestone Invitational

Firestone Country Club (South); Akron, OH Purse: \$10,000,000 Par/Yards: 35-35-70/7,400 July 30 - August 6, 2018

LEADERS		First Round	Second Round	Third Round
	Ian Poulter	62 (-8)	Tommy Fleetwood	Justin Thomas
	Rickie Fowler	63 (-7)	Ian Poulter	196 (-14)
	Kyle Stanley	63 (-7)	Justin Thomas	Rory McIlroy
	Patrick Cantlay	64 (-6)	129 (-11)	Ian Poulter
	Si Woo Kim	64 (-6)	Jason Day	200 (-10)
	Jon Rahm	64 (-6)	Kyle Stanley	Marc Leishman
	Justin Thomas	65 (-5)		Kyle Stanley

CUT: No cut. All 71 professionals completed 72 holes.

WEATHER: Thursday: Mostly cloudy. High of 83. Wind SW 4-8 mph. Friday: Partly cloudy. High of 86. Wind WSW 3-6 mph. Saturday: Partly cloudy. High of 90. Wind WSW 5-10 mph. Sunday: Partly cloudy. High of 91. Wind WSW 5-10 mph.



Winner: Justin Thomas 65-64-67-69 265 \$1,700,000.00

JUSTIN THOMAS	1	65-64-67-69 265	550.00	\$1,700,000.00					
Kyle Stanley	2	63-68-70-68 269	315.00	1,072,000.00	Bubba Watson	T31	71-69-67-73 280	24.79	\$74,750.00
Dustin Johnson	T3	69-71-66-64 270	170.00	510,000.00	Tiger Woods	T31	66-68-73-73 280	24.79	74,750.00
Thorbjörn Olesen	T3	71-67-68-64 270		510,000.00	Kevin Chappell	T39	71-72-68-70 281	14.92	66,250.00
Brooks Koepka	5	66-70-68-67 271	115.00	357,000.00	Sergio Garcia	T39	70-69-67-75 281	14.92	66,250.00
Patrick Cantlay	T6	64-72-68-68 272	93.00	241,375.00	Kevin Kisner	T39	74-68-68-71 281	14.92	66,250.00
Anirban Lahiri	T6	65-70-69-68 272	93.00	241,375.00	HaoTong Li	T39	66-67-72-76 281		66,250.00
Rory McIlroy	T6	65-67-67-73 272	93.00	241,375.00	Hideki Matsuyama	T39	67-72-70-72 281	14.92	66,250.00
Aaron Wise	T6	67-71-67-67 272	93.00	241,375.00	Francesco Molinari	T39	70-72-70-69 281	14.92	66,250.00
Jason Day	T10	65-66-69-73 273	71.25	160,875.00	Wade Ormsby	T39	69-71-68-73 281		66,250.00
Tony Finau	T10	68-66-71-68 273	71.25	160,875.00	Henrik Stenson	T39	70-69-69-73 281	14.92	66,250.00
Si Woo Kim	T10	64-68-72-69 273	71.25	160,875.00	Ryuko Tokimatsu	T39	68-71-71-71 281		66,250.00
Ian Poulter	T10	62-67-70-74 273	71.25	160,875.00	Daniel Berger	T48	67-71-71-73 282	9.63	59,250.00
Tommy Fleetwood	T14	66-63-74-71 274	59.33	128,250.00	Alexander Björk	T48	69-71-71-71 282		59,250.00
Matt Kuchar	T14	68-70-67-69 274	59.33	128,250.00	Matthew Fitzpatrick	T48	66-70-73-73 282		59,250.00
Marc Leishman	T14	65-69-67-73 274	59.33	128,250.00	Russell Knox	T48	67-70-73-72 282	9.63	59,250.00
Rafa Cabrera Bello	T17	68-67-69-71 275	51.03	104,250.00	Ted Potter, Jr.	T48	70-66-75-71 282	9.63	59,250.00
Ross Fisher	T17	67-68-71-69 275	51.03	104,250.00	Austin Cook	T53	73-69-71-70 283	7.16	54,875.00
Rickie Fowler	T17	63-74-65-73 275	51.03	104,250.00	Charley Hoffman	T53	69-70-73-71 283	7.16	54,875.00
Zach Johnson	T17	69-70-67-69 275	51.03	104,250.00	Brandon Stone	T53	71-74-66-72 283		54,875.00
Jon Rahm	T17	64-70-68-73 275	51.03	104,250.00	Jhonattan Vegas	T53	70-75-70-68 283	7.16	54,875.00
Gary Woodland	T17	67-71-69-68 275	51.03	104,250.00	Byeong Hun An	T57	68-72-75-69 284	6.12	52,750.00
Cameron Smith	23	70-70-69-67 276	44.20	92,250.00	Andrew Landry	T57	70-67-74-73 284	6.12	52,750.00
Luke List	T24	65-68-71-73 277	39.38	87,250.00	Adam Scott	T57	68-75-67-74 284	6.12	52,750.00
Phil Mickelson	T24	66-69-72-70 277	39.38	87,250.00	Jordan Spieth	T60	71-72-68-74 285	5.55	51,500.00
Louis Oosthuizen	T24	68-66-69-74 277	39.38	87,250.00	Brendan Steele	T60	73-69-70-73 285	5.55	51,500.00
Webb Simpson	T24	69-65-71-72 277	39.38	87,250.00	Brian Harman	62	71-68-72-75 286	5.21	50,750.00
Tyrrell Hatton	T28	68-67-72-71 278	34.28	81,250.00	Branden Grace	T63	73-74-71-69 287	4.76	49,750.00
Patrick Reed	T28	66-70-70-72 278	34.28	81,250.00	Satoshi Kodaira	T63	73-69-71-74 287	4.76	49,750.00
Bryson DeChambeau	30	75-69-68-67 279	31.73	79,250.00	Pat Perez	T63	68-70-73-76 287	4.76	49,750.00
Kiradech Aphibarnrat	T31	70-70-69-71 280		74,750.00	Paul Dunne	T66	71-68-75-74 288		48,500.00
Paul Casey	T31	68-71-71-70 280	24.79	74,750.00	Emiliano Grillo	T66	72-70-68-78 288	4.19	48,500.00
Patton Kizzire	T31	68-67-74-71 280	24.79	74,750.00	Xander Schauffele	68	69-73-72-78 292	3.85	47,750.00
Kevin Na	T31	65-72-70-73 280	24.79	74,750.00	Kodai Ichihara	T69	73-74-78-68 293		47,000.00
Alex Noren	T31	70-73-66-71 280	24.79	74,750.00	Shubhankar Sharma	T69	72-79-72-70 293		47,000.00
Charl Schwartzel	T31	71-72-74-63 280	24.79	74,750.00	Jaco Ahlers	71	68-79-77-79 303		46,500.00

2017 Bridgestone Invitational

Firestone Country Club (South); Akron, OH Par: \$9,750,000/Par/Yards: 35-35-70/7,400 July 31 - August 6, 2017

LEADERS		First Round	Second Round	Third Round	
Thomas Pieters65 (-5)	133 (-7)	Zach Johnson201 (-9)	
Russell Knox66 (-4)	135 (-5)	Thomas Pieters201 (-9)	
Ross Fisher67 (-3)	136 (-4)	Scott Hend202 (-8)	
Kevin Kisner67 (-3)	Hideki Matsuyama136 (-4)	Hideki Matsuyama203 (-7)
Rory McIlroy67 (-3)	Rory McIlroy136 (-4)	Adam Hadwin204 (-6)
Jon Rahm67 (-3)			Charley Hoffman204 (-6)
Jordan Spieth67 (-3)			Rory McIlroy204 (-6)
Bubba Watson67 (-3)				
Hideki Matsuyama69 (-1)				

CUT: No cut. All 76 professionals completed 72 holes.

WEATHER: Thursday: Cloudy skies with a high of 85. Wind SW 4-8 mph, increasing to 6-12 mph later in the day.
Friday: After morning thunderstorms, the second round began at 8:15 a.m. ET, 45 minutes later than originally scheduled. Scattered showers continued throughout the day before play was suspended at 10:29 a.m. due to lightning in the area. After a 46-minute delay, play resumed at 11:15 a.m. A third delay occurred at 1:10 p.m. when play was suspended again due to lightning. After an additional delay of 3 hours, 23 minutes, the second round resumed at 4:33 p.m. and was completed at 7:04 p.m. A total of 4 hours, 54 minutes in delays occurred during Friday's second round. The amount of rainfall for the day was 0.35 inches. Wind SSW 12-18 mph with gusts to 25 mph. High temperature of 80.
Saturday: Wind NNW at 10-15 mph with gusts to 20 mph. High temperature in the mid-70s.
Sunday: Dry with a high of 77. Wind SSW 5-10 mph.



Winner: Hideki Matsuyama 69-67-67-61 264 \$1,660,000.00

HIDEKI MATSUYAMA 1	69-67-67-61 264	550.00	\$1,660,000.00		
Zach Johnson2	69-67-65-68 269	315.00	1,045,000.00	Sergio GarciaT39 72-71-72-67 282 18.70 \$65,500.00
Charley Hoffman3	68-69-67-66 270	200.00	572,000.00	Phil MickelsonT39 71-72-72-67 282 18.70 65,500.00
Thomas Pieters4	65-70-66-71 272		422,000.00	Marc LeishmanT41 73-71-70-69 283 15.86 63,000.00
Paul CaseyT5	70-69-67-67 273	101.00	268,500.00	Kyle StanleyT41 69-74-71-69 283 15.86 63,000.00
Adam HadwinT5	68-69-67-69 273	101.00	268,500.00	Bernd WiesbergerT41 70-72-72-69 283 63,000.00
Russell KnoxT5	66-71-68-68 273	101.00	268,500.00	Wesley BryanT44 72-72-73-67 284 12.65 60,000.00
Rory McIlroyT5	67-69-68-69 273	101.00	268,500.00	Ross FisherT44 67-72-71-74 284 60,000.00
Rickie Fowler9	70-71-67-66 274	83.00	186,000.00	Renato ParatoreT44 71-68-74-71 284 60,000.00
Thorbjorn OlesenT10	73-70-67-65 275		154,666.67	Sam BrazelT47 74-70-71-70 285 57,000.00
Hudson SwaffordT10	70-69-70-66 275	73.33	154,666.67	Satoshi KodairaT47 73-71-71-70 285 57,000.00
Scott HendT10	70-69-63-73 275		154,666.66	Lee WestwoodT47 72-78-68-67 285 57,000.00
Kevin ChappellT13	72-67-68-69 276	60.75	123,500.00	Jason DufnerT50 76-68-73-69 286 7.42 51,250.00
Xander SchauffeleT13	70-69-69-68 276	60.75	123,500.00	Matthew FitzpatrickT50 73-71-71-71 286 51,250.00
Adam ScottT13	68-71-69-68 276	60.75	123,500.00	Emiliano GrilloT50 72-71-73-70 286 7.42 51,250.00
Jordan SpiethT13	67-70-71-68 276	60.75	123,500.00	Brian HarmanT50 70-74-69-73 286 7.42 51,250.00
Daniel BergerT17	71-68-68-70 277	50.05	95,500.00	Si Woo KimT50 73-69-71-73 286 7.42 51,250.00
Dustin JohnsonT17	68-75-68-66 277	50.05	95,500.00	Louis OosthuizenT50 74-72-67-73 286 7.42 51,250.00
Brooks KoepkaT17	71-69-67-70 277	50.05	95,500.00	Andy SullivanT50 72-75-71-68 286 51,250.00
Matt KucharT17	71-72-66-68 277	50.05	95,500.00	Hideki MatsuyamaT50 74-71-71-70 286 51,250.00
Henrik StensonT17	72-70-68-67 277	50.05	95,500.00	Harold Varner IIIT50 70-69-73-74 286 7.42 51,250.00
Jhonattan VegasT17	69-71-68-69 277	50.05	95,500.00	Fabrizio ZanottiT50 74-69-71-72 286 51,250.00
Bubba WatsonT17	67-74-66-70 277	50.05	95,500.00	Bryson DeChambeauT60 75-69-71-72 287 5.44 47,500.00
Jason DayT24	71-66-70-71 278	39.38	82,000.00	J.B. HolmesT60 69-73-78-67 287 5.44 47,500.00
Francesco MolinariT24	71-73-69-65 278	39.38	82,000.00	Paul LawrieT60 69-74-73-71 287 47,500.00
Charl SchwartzelT24	70-69-70-69 278	39.38	82,000.00	Thongchai JaideeT63 71-68-76-73 288 46,500.00
Brendan SteeleT24	73-68-69-68 278	39.38	82,000.00	Justin RoseT63 72-69-74-73 288 4.76 46,500.00
Tommy FleetwoodT28	70-68-70-71 279		73,562.50	Gary WoodlandT63 74-77-70-67 288 4.76 46,500.00
Branden GraceT28	71-69-71-68 279	29.25	73,562.50	Russell HenleyT66 75-74-69-71 289 4.08 45,750.00
Kevin KisnerT28	67-73-73-66 279	29.25	73,562.50	Mac HughesT66 74-74-73-68 289 4.08 45,750.00
Ryan MooreT28	73-69-68-69 279	29.25	73,562.50	Jeunghun WangT66 74-73-73-69 289 45,750.00
Alex NorenT28	69-68-74-68 279		73,562.50	Pat Perez69 72-75-75-68 290 3.62 45,250.00
Jon RahmT28	67-77-67-68 279		73,562.50	Andres Romero70 68-73-74-76 291 3.40 45,000.00
Justin ThomasT28	73-70-69-67 279	29.25	73,562.50	Shaun Norris71 71-77-73-71 292 44,750.00
Jimmy WalkerT28	68-65-74-72 279	29.25	73,562.50	Rafa Cabrera Bello72 76-73-75-70 294 3.17 44,500.00
Bill HaasT36	70-70-72-69 281	21.53	68,000.00	Chris Wood73 75-74-76-72 297 44,250.00
Tyrrell HattonT36	72-71-69-69 281		68,000.00	Billy HorschelT74 76-78-77-68 299 2.89 43,875.00
Patrick ReedT36	75-70-68-68 281	21.53	68,000.00	Rod PamplingT74 73-70-76-80 299 2.89 43,875.00
					Danny Willett76 76-74-74-77 301 2.72 43,500.00

2016 Bridgestone Invitational

Firestone Country Club (South); Akron, OH Par: \$9,500,000/Par/Yards: 35-35-70/7,400 June 27 - July 3, 2016

LEADERS	First Round	Second Round	Third Round
	William McGirt64 (-6)	Jason Day136 (-4)	Jason Day205 (-5)
	Jason Day67 (-3)	David Lingmerth137 (-3)	Scott Piercy205 (-5)
	Emiliano Grillo67 (-3)	Emiliano Grillo138 (-2)	David Lingmerth206 (-4)
	Jimmy Walker67 (-3)	William McGirt138 (-2)	Brian Stuard207 (-3)
	Rickie Fowler68 (-2)	Scott Piercy138 (-2)	Dustin Johnson208 (-2)
	Charley Hoffman68 (-2)	Dustin Johnson142 (+2)	William McGirt208 (-2)
	Anirban Lahiri68 (-2)		Charl Schwartzel208 (-2)
	Jordan Spieth68 (-2)		
	Dustin Johnson69 (-1)		

CUT: No cut. 58 of 61 players completed 72 holes.

WEATHER: Thursday: Partly cloudy skies with a high of 82 degrees. Wind S at 5-10 mph. Friday: Light rains in the morning that changed to sunny skies in the afternoon. Temperatures hit the low 80s. Wind WNW at 12-22 mph. Saturday: Cloudy skies with temperatures in the mid-70s. Wind NW at 5-10 mph. Sunday: Mostly cloudy skies with a high of 77 degrees. Wind SSE at 4-8 mph. Wind reached 10-15 mph in the afternoon, with gusts of 20 mph.



Winner: Dustin Johnson 69-73-66-66 274 \$1,620,000.00

Player	Round 1	Round 2	Round 3	Round 4	Total	Prize Money
DUSTIN JOHNSON	1	69-73-66-66	274	550.00	\$1,620,000.00	
Scott Piercy	2	69-69-67-70	275	315.00	1,018,000.00	
Kevin Chappell	T3	71-70-69-67	277	140.00	449,250.00	
Jason Day	T3	67-69-69-72	277	140.00	449,250.00	
Matt Kuchar	T3	69-72-70-66	277	140.00	449,250.00	
Jordan Spieth	T3	68-71-71-67	277	140.00	449,250.00	
William McGirt	T7	64-74-70-70	278	89.00	233,333.34	
David Lingmerth	T7	70-67-69-72	278	89.00	233,333.33	
Charl Schwartzel	T7	72-69-67-70	278	89.00	233,333.33	
Rickie Fowler	T10	68-73-72-67	280	71.25	167,750.00	
Branden Grace	T10	69-72-71-68	280	71.25	167,750.00	
Zach Johnson	T10	72-74-69-65	280	71.25	167,750.00	
Adam Scott	T10	71-68-73-68	280	71.25	167,750.00	
Emiliano Grillo	T14	67-71-71-72	281	60.50	129,000.00	
Bubba Watson	T14	72-69-70-70	281	60.50	129,000.00	
Paul Casey	T16	70-72-72-68	282	53.60	105,200.00	
Matt Jones	T16	74-70-69-69	282	53.60	105,200.00	
Kevin Kisner	T16	69-70-72-71	282	53.60	105,200.00	
Brian Stuard	T16	71-69-67-75	282	53.60	105,200.00	
Jimmy Walker	T16	67-73-71-71	282	53.60	105,200.00	
George Coetzee	T21	71-72-71-69	283		91,000.00	
K.T. Kim	T21	74-67-70-72	283		91,000.00	
Chris Kirk	T21	75-69-73-66	283	47.50	91,000.00	
Louis Oosthuizen	T21	71-76-67-69	283	47.50	91,000.00	
Brandt Snedeker	T21	70-72-70-71	283	47.50	91,000.00	
Young-han Song	T21	70-70-72-71	283		91,000.00	
Harris English	T27	69-73-74-68	284	41.50	80,666.67	
Jim Herman	T27	73-73-70-68	284	41.50	80,666.67	
J.B. Holmes	T27	73-73-71-67	284	41.50	80,666.67	
Phil Mickelson	T27	73-70-73-68	284	41.50	\$80,666.67	
Smylie Kaufman	T27	75-68-71-70	284	41.50	80,666.66	
Kevin Na	T27	71-69-71-73	284	41.50	80,666.66	
Charley Hoffman	T33	68-73-72-72	285	37.00	76,000.00	
Anirban Lahiri	T33	68-74-73-70	285	37.00	76,000.00	
Justin Thomas	T33	70-69-70-76	285	37.00	76,000.00	
Billy Hurley III	T36	69-75-69-73	286	34.50	73,500.00	
Shane Lowry	T36	76-72-70-68	286	34.50	73,500.00	
Marcus Fraser	T38	73-73-69-72	287		71,000.00	
Bill Haas	T38	74-72-71-70	287	32.00	71,000.00	
Vaughn Taylor	T38	69-75-74-69	287	32.00	71,000.00	
James Hahn	41	75-72-72-69	288	30.00	69,000.00	
Jim Furyk	T42	74-72-70-73	289	27.50	66,500.00	
Andrew Johnston	T42	70-78-72-69	289		66,500.00	
Soren Kjeldsen	T42	72-76-70-71	289		66,500.00	
Hideki Matsuyama	T42	70-79-73-67	289	27.50	66,500.00	
Fabian Gomez	T46	74-73-72-71	290	24.00	63,000.00	
Nathan Holman	T46	77-73-71-69	290		63,000.00	
Justin Rose	T46	69-76-73-72	290	24.00	63,000.00	
Byeong Hun An	T49	76-71-71-74	292		60,500.00	
Michio Matsumura	T49	79-74-70-69	292		60,500.00	
Jason Dufner	51	71-76-72-74	293	20.00	59,000.00	
Patrick Reed	52	74-75-69-76	294	19.00	58,000.00	
Kiradech Aphibarnrat	53	70-76-77-72	295		57,000.00	
Russell Knox	54	74-75-75-72	296	17.00	56,000.00	
Marc Leishman	55	76-72-75-77	300	16.00	55,000.00	
Danny Lee	56	78-71-78-74	301	15.00	54,000.00	
Yosuke Tsukada	57	78-78-73-75	304		53,000.00	
Steven Bowditch	58	82-72-80-74	308	13.00	52,000.00	

2015 Bridgestone Invitational

Firestone Country Club (South Course); Akron, OH Par: \$9,250,000 Par/Yards: 35-35-70/7,400 August 3-9, 2015

LEADERS	First Round	Second Round	Third Round
	Danny Lee 65 (-5)	Jim Furyk 132 (-8)	Jim Furyk 201 (-9)
	Jim Furyk 66 (-4)	Dustin Johnson 136 (-4)	Justin Rose 201 (-9)
	Graeme McDowell 66 (-4)	Shane Lowry 136 (-4)	Shane Lowry 203 (-7)
	Rickie Fowler 67 (-3)	Bubba Watson 136 (-4)	Steven Bowditch 205 (-5)
	Justin Rose 67 (-3)	Danny Lee 137 (-3)	Ian Poulter 205 (-5)
	Shane Lowry 70 (0)	Graeme McDowell 137 (-3)	Henrik Stenson 205 (-5)
		Henrik Stenson 137 (-3)	Bubba Watson 205 (-5)

CUT: No cut. All 77 players completed 72 holes.



WEATHER: Thursday: Cloudy, with highs in the mid-to-upper 70s. W ENE at 7-12 mph. Friday: Partly cloudy, with highs in low-80s. Wind NE at 7-12 mph. Saturday: Partly to mostly cloudy, with highs in low-80s. Wind N at 5 mph. Sunday: Partly cloudy in the morning, becoming mostly cloudy in the afternoon. Highs in the mid-80s. Wind NNE at 4-8 mph.

Winner: Shane Lowry 70-66-67-66 269 \$1,570,000.00

SHANE LOWRY 1	70-66-67-66	269	\$1,570,000.00				
Bubba Watson 2	70-66-69-66	271	930,000.00	Hideki Matsuyama T37	69-75-73-66	283	\$63,000.00
Jim Furyk T3	66-66-69-72	273	470,000.00	Marcel Siem T37	70-73-69-71	283	63,000.00
Justin Rose T3	67-71-63-72	273	470,000.00	James Hahn T42	70-70-74-70	284	59,000.00
Robert Streb 5	68-70-68-68	274	330,000.00	Ryan Moore T42	71-71-69-73	284	59,000.00
Brooks Koepka T6	69-69-68-69	275	219,000.00	Louis Oosthuizen T42	72-70-72-70	284	59,000.00
Danny Lee T6	65-72-70-68	275	219,000.00	Mikko Ilonen T45	74-73-70-68	285	55,000.00
David Lingmerth T6	70-71-66-68	275	219,000.00	Martin Kaymer T45	70-71-71-73	285	55,000.00
Henrik Stenson T6	68-69-68-70	275	219,000.00	Joost Luiten T45	70-72-70-73	285	55,000.00
Rickie Fowler T10	67-72-70-67	276	149,500.00	Koumei Oda T45	68-77-69-71	285	55,000.00
Jordan Spieth T10	70-68-72-66	276	149,500.00	Adam Scott T45	72-69-71-73	285	55,000.00
Steven Bowditch T12	73-69-63-72	277	126,000.00	Jamie Donaldson T50	70-71-71-74	286	51,000.00
Jason Day T12	69-69-70-69	277	126,000.00	Victor Dubuisson T50	68-74-73-71	286	51,000.00
Soren Kjeldsen T12	69-73-69-66	277	126,000.00	Pablo Larrazabal T50	72-70-69-75	286	51,000.00
Kevin Na T15	69-70-71-68	278	109,000.00	Anirban Lahiri T53	77-72-67-71	287	48,166.67
Patrick Reed T15	71-67-72-68	278	109,000.00	Jimmy Walker T53	73-73-70-71	287	48,166.67
Keegan Bradley T17	69-70-69-71	279	89,500.00	Dustin Johnson T53	69-67-75-76	287	48,166.66
Paul Casey T17	68-73-71-67	279	88,500.00	Stephen Gallacher 56	77-67-71-73	288	47,000.00
Branden Grace T17	73-69-67-70	279	88,500.00	Byeong-Hun An T57	77-68-70-74	289	45,750.00
Russell Henley T17	70-70-70-69	279	88,500.00	Thongchai Jaidee T57	73-71-73-72	289	45,750.00
Graeme McDowell T17	66-71-69-73	279	88,500.00	Ben Martin T57	75-71-72-71	289	45,750.00
Ian Poulter T17	68-72-65-74	279	88,500.00	Gary Woodland T57	75-69-72-73	289	45,750.00
Lee Westwood T17	68-70-73-68	279	88,500.00	Francesco Molinari T61	69-74-74-73	290	44,625.00
Danny Willett T17	70-71-69-69	279	88,500.00	Brendon Todd T61	74-72-68-76	290	44,625.00
Matt Kuchar T25	72-68-72-68	280	74,666.67	Sangmoon Bae T63	71-75-73-72	291	43,875.00
Webb Simpson T25	68-70-72-70	280	74,666.67	Andrew Dodd T63	77-71-72-71	291	43,875.00
Camilo Villegas T25	75-69-71-65	280	74,666.67	Phil Mickelson T63	76-70-71-74	291	43,875.00
Bernd Wiesberger T25	71-74-66-69	280	74,666.67	Gary Stal T63	72-73-73-73	291	43,875.00
Bill Haas T25	74-69-67-70	280	74,666.66	Fabian Gomez T67	75-72-73-72	292	43,125.00
Marc Warren T25	71-70-69-70	280	74,666.66	Oliver Wilson T67	74-72-75-71	292	43,125.00
Charley Hoffman T31	75-66-71-69	281	70,500.00	Thomas Bjorn 69	70-75-73-75	293	42,750.00
Charl Schwartzel T31	70-72-70-69	281	70,500.00	Padraig Harrington T70	72-72-74-76	294	42,375.00
Billy Horschel T33	71-73-70-68	282	67,500.00	Ryan Palmer T70	74-75-73-72	294	42,375.00
Zach Johnson T33	70-70-71-71	282	67,500.00	Hunter Mahan 72	74-79-72-70	295	42,000.00
Marc Leishman T33	72-70-70-70	282	67,500.00	David Lipsky 73	72-74-72-78	296	41,750.00
Brandt Snedeker T33	70-70-72-70	282	67,500.00	Matt Every 74	72-77-76-73	298	41,500.00
Sergio Garcia T37	71-67-72-73	283	63,000.00	Nick Cullen T75	77-74-75-75	301	41,125.00
J.B. Holmes T37	74-68-70-71	283	63,000.00	WC Liang T75	72-73-75-81	301	41,125.00
Kevin Kisner T37	73-69-73-68	283	63,000.00	Troy Merritt 77	82-75-70-75	302	40,750.00

2014 Bridgestone Invitational

Firestone Country Club (South); Akron, OH Par/Yards: 35-35-70/7,400 July 28-August 3 2014

LEADERS		First Round	Second Round	Third Round		
	Marc Leishman.....	64 (-6)	Sergio Garcia.....	129 (-11)	Sergio Garcia.....	196 (-14)
	Ryan Moore.....	65 (-5)	Justin Rose.....	132 (-8)	Rory McIlroy.....	199 (-11)
	Justin Rose.....	65 (-5)	Marc Leishman.....	133 (-7)	Marc Leishman.....	201 (-9)
	Charl Schwartzel.....	65 (-5)	Rory McIlroy.....	133 (-7)	Keegan Bradley.....	202 (-8)
	Graham DeLaet.....	67 (-3)	Rickie Fowler.....	134 (-6)	Justin Rose.....	202 (-8)
	Rickie Fowler.....	67 (-3)	Charl Schwartzel.....	134 (-6)	Adam Scott.....	202 (-8)
	Francesco Molinari.....	67 (-3)				
	Patrick Reed.....	67 (-3)				
	Rory McIlroy.....	69 (-1)				

CUT: No cut. 72 of the 76 professionals completed 72 holes.



WEATHER: Thursday: Mix of sun and clouds. High of 78, with WSW wind at 10-15 mph. Friday: Mix of sun and clouds. High of 82, with S wind at 5-10 mph. Saturday: Due to expected inclement weather, officials moved Saturday's tee times to threesomes going off of Nos. 1 and 10 between 7-9 a.m. Mostly cloudy, with afternoon storms. High of 78. Wind variable at 5-10 mph. Officials suspended play from 12:43-3:57 p.m. Sunday: Mostly cloudy, with late-morning storms. High of 78. Wind N at 5-10 mph. Due to heavy rain and water accumulating on the greens, officials suspended play from 10:45 a.m.-noon. Preferred lies were utilized.

Winner: Rory McIlroy 69-64-66-66 265 \$1,530,000.00

RORY MCILROY.....	1	69-64-66-66	265/-15	\$1,530,000.00			
Sergio Garcia.....	2	68-61-67-71	267/-13	900,000.00	Brendon de Jonge.....	T37	72-69-70-69 280/E \$64,500.00
Marc Leishman.....	3	64-69-68-67	268/-12	522,000.00	Jamie Donaldson.....	T37	68-70-71-71 280/E 64,500.00
Keegan Bradley.....	T4	68-67-67-69	271/-9	308,000.00	Seung-Yul Noh.....	T37	69-69-70-72 280/E 64,500.00
Patrick Reed.....	T4	67-68-71-65	271/-9	308,000.00	Bubba Watson.....	T37	69-70-73-68 280/E 64,500.00
Justin Rose.....	T4	65-67-70-69	271/-9	308,000.00	Bill Haas.....	T41	71-69-69-72 281/1 61,000.00
Charl Schwartzel.....	T4	65-69-73-64	271/-9	308,000.00	Russell Henley.....	T41	72-70-71-68 281/1 61,000.00
Rickie Fowler.....	T8	67-67-72-67	273/-7	170,000.00	Chris Kirk.....	T41	69-73-72-67 281/1 61,000.00
Graeme McDowell.....	T8	71-70-66-66	273/-7	170,000.00	Steven Bowditch.....	44	69-71-73-69 282/2 59,000.00
Ryan Moore.....	T8	65-73-68-67	273/-7	170,000.00	Miguel A. Jimenez.....	T45	69-69-72-73 283/3 57,500.00
Adam Scott.....	T8	69-68-65-71	273/-7	170,000.00	Brendon Todd.....	T45	74-70-69-70 283/3 57,500.00
Matt Kuchar.....	T12	71-66-72-65	274/-6	115,000.00	Matt Every.....	T47	74-68-73-69 284/4 55,500.00
Hideki Matsuyama.....	T12	70-71-65-68	274/-6	115,000.00	Stephen Gallacher.....	T47	74-71-69-70 284/4 55,500.00
Brandt Snedeker.....	T12	68-68-68-70	274/-6	115,000.00	Jordan Spieth.....	49	71-70-73-71 285/5 54,000.00
Thomas Bjorn.....	T15	69-68-69-69	275/-5	97,500.00	Tim Clark.....	T50	72-73-70-71 286/6 52,500.00
Jim Furyk.....	T15	69-68-69-69	275/-5	97,500.00	Luke Donald.....	T50	73-70-72-71 286/6 52,500.00
Hunter Mahan.....	T15	71-65-71-68	275/-5	97,500.00	David Howell.....	T52	69-71-71-76 287/7 49,625.00
Phil Mickelson.....	T15	71-73-69-62	275/-5	97,500.00	Thongchai Jaidee.....	T52	70-74-71-72 287/7 49,625.00
Kevin Stadler.....	T19	71-70-66-69	276/-4	89,000.00	Ian Poulter.....	T52	73-73-70-71 287/7 49,625.00
Henrik Stenson.....	T19	71-66-68-71	276/-4	89,000.00	Scott Stallings.....	T52	72-75-68-72 287/7 49,625.00
Lee Westwood.....	T19	72-71-70-63	276/-4	89,000.00	Martin Kaymer.....	T56	77-68-72-71 288/8 47,750.00
Gary Woodland.....	T19	70-68-68-70	276/-4	89,000.00	Joost Luiten.....	T56	73-73-71-71 288/8 47,750.00
Branden Grace.....	T23	69-71-67-70	277/-3	82,000.00	Jonas Blixt.....	T58	75-72-69-73 289/9 46,500.00
Zach Johnson.....	T23	70-70-68-69	277/-3	82,000.00	Alexander Levy.....	T58	72-71-77-69 289/9 46,500.00
Kevin Na.....	T23	71-73-66-67	277/-3	82,000.00	Richard Sterne.....	T58	75-70-73-71 289/9 46,500.00
Ernie Els.....	T26	71-69-70-68	278/-2	75,200.00	Louis Oosthuizen.....	61	75-73-67-75 290/10 45,500.00
J.B. Holmes.....	T26	69-69-67-73	278/-2	75,200.00	Gonzalo Fdez-Castano.....	62	79-71-67-74 291/11 45,000.00
John Senden.....	T26	74-66-67-71	278/-2	75,200.00	Pablo Larrazabal.....	T63	71-74-77-70 292/12 44,250.00
Jimmy Walker.....	T26	69-70-70-69	278/-2	75,200.00	Steve Stricker.....	T63	74-73-72-73 292/12 44,250.00
Fabrizio Zanotti.....	T26	70-71-68-69	278/-2	75,200.00	Brian Harman.....	65	72-70-75-76 293/13 43,750.00
Angel Cabrera.....	T31	73-68-70-68	279/-1	69,500.00	Jason Dufner.....	T66	70-74-73-77 294/14 43,375.00
Victor Dubuisson.....	T31	72-70-69-68	279/-1	69,500.00	Mikko Ilonen.....	T66	75-74-73-72 294/14 43,375.00
Harris English.....	T31	69-69-68-73	279/-1	69,500.00	Daisuke Maruyama.....	68	73-73-73-78 297/17 43,000.00
Matt Jones.....	T31	70-70-69-70	279/-1	69,500.00	David Lynn.....	T69	76-72-75-75 298/18 42,625.00
Francesco Molinari.....	T31	67-70-73-69	279/-1	69,500.00	Yoshitaka Takeya.....	T69	74-75-74-75 298/18 42,625.00
Webb Simpson.....	T31	72-69-70-68	279/-1	69,500.00	Kevin Streelman.....	71	78-71-78-73 300/20 42,250.00
					Tano Goya.....	72	76-77-71-78 302/22 42,000.00

2013 Bridgestone Invitational

Firestone Country Club (South); Akron, OH Par: 70, 7,400 Yards: 35-35-70 July 29-August 4 2013

LEADERS	First Round	Second Round	Third Round
	Webb Simpson..... 64 (-6)	Tiger Woods 127 (-13)	Tiger Woods 195 (-15)
	Henrik Stenson 65 (-5)	Keegan Bradley..... 134 (-6)	Henrik Stenson 202 (-8)
	Keegan Bradley..... 66 (-4)	Chris Wood 134 (-6)	Jason Dufner 203 (-7)
	Ryan Moore..... 66 (-4)	Bill Haas..... 135 (-5)	Luke Donald..... 204 (-6)
	Chris Wood..... 66 (-4)	Henrik Stenson 135 (-5)	Bill Haas 204 (-6)
	Tiger Woods 66 (-4)		Chris Wood 204 (-6)

CUT: No cut. All 73 players completed 72 holes.



WEATHER: Thursday: Partly cloudy with winds WNW at 10-15 mph. High of 75. Friday: Partly cloudy with winds WSW at 10-15 mph. High of 79. Saturday: One-half inch of rain fell overnight. With expected heavy showers, tee times ran from 11:10 a.m.-1:10 p.m. in threesomes off two tees. Partly cloudy and warmer with a high of 77. Winds NNW at 10 mph. Sunday: Partly cloudy, breezy and comfortable. High of 72. Winds NNW at 10-15, gusting to 20 mph.

Winner: Tiger Woods 66-61-68-70 265 \$1,500,000.00

TIGER WOODS..... 1	66-61-68-70	265/-15	\$1,500,000.00				
Keegan Bradley..... T2	66-68-71-67	272/-8	692,500.00	Angel Cabrera..... T38	72-68-70-74	284/4	\$64,500.00
Henrik Stenson..... T2	65-70-67-70	272/-8	692,500.00	Gonzalo Fdez-Castano... T38	70-74-68-72	284/4	64,500.00
Miguel A. Jimenez..... T4	71-69-65-69	274/-6	321,666.67	Kiradech Aphibarnrat... T40	69-68-73-75	285/5	61,500.00
Zach Johnson..... T4	69-70-68-67	274/-6	321,666.67	Sergio Garcia..... T40	71-76-70-68	285/5	61,500.00
Jason Dufner..... T4	67-69-67-71	274/-6	321,666.66	Graeme McDowell..... T40	71-71-71-72	285/5	61,500.00
Bill Haas..... T7	67-68-69-71	275/-5	205,000.00	Lee Westwood..... T40	71-71-71-72	285/5	61,500.00
Chris Wood..... T7	66-68-70-71	275/-5	205,000.00	Stephen Gallacher..... T44	74-74-67-71	286/6	57,500.00
Luke Donald..... T9	67-69-68-72	276/-4	145,750.00	Billy Horschel..... T44	74-74-72-66	286/6	57,500.00
Jim Furyk..... T9	67-69-72-68	276/-4	145,750.00	Francesco Molinari..... T44	70-70-72-74	286/6	57,500.00
Martin Kaymer..... T9	74-67-69-66	276/-4	145,750.00	Nick Watney..... T44	71-72-70-73	286/6	57,500.00
Richard Sterne..... T9	70-68-70-68	276/-4	145,750.00	Ernie Els..... T48	71-72-70-74	287/7	53,000.00
Steve Stricker..... T13	71-67-70-69	277/-3	114,000.00	Martin Laird..... T48	77-70-71-69	287/7	53,000.00
Harris English..... T14	70-68-72-68	278/-2	102,666.67	Shane Lowry..... T48	72-76-70-69	287/7	53,000.00
Webb Simpson..... T14	64-75-73-66	278/-2	102,666.67	Thorbjorn Olesen..... T48	73-69-72-73	287/7	53,000.00
Adam Scott..... T14	73-68-66-71	278/-2	102,666.66	Richie Ramsay..... T48	73-69-73-72	287/7	53,000.00
Jamie Donaldson..... T17	70-69-71-69	279/-1	93,000.00	Sang-Moon Bae..... T53	73-73-70-72	288/8	48,875.00
Justin Rose..... T17	69-72-69-69	279/-1	93,000.00	Jason Day..... T53	74-72-72-70	288/8	48,875.00
John Merrick..... T19	72-66-70-72	280/E	89,000.00	David Lynn..... T53	71-73-73-71	288/8	48,875.00
Ian Poulter..... T19	69-72-69-70	280/E	89,000.00	Matteo Manassero..... T53	71-70-74-73	288/8	48,875.00
Hideki Matsuyama..... T21	72-68-70-71	281/1	81,166.67	Nicolas Colsaerts..... T57	72-70-74-73	289/9	47,250.00
Charl Schwartzel..... T21	74-74-64-69	281/1	81,166.67	Derek Ernst..... T57	73-76-71-69	289/9	47,250.00
Michael Thompson..... T21	72-71-70-68	281/1	81,166.67	Jonas Blixt..... T59	70-75-73-72	290/10	45,750.00
Bo Van Pelt..... T21	71-73-68-69	281/1	81,166.67	Scott Piercy..... T59	68-77-75-70	290/10	45,750.00
Rickie Fowler..... T21	67-71-70-73	281/1	81,166.66	D.A. Points..... T59	73-69-75-73	290/10	45,750.00
Phil Mickelson..... T21	72-71-67-71	281/1	81,166.66	Kevin Streelman..... T59	76-73-71-70	290/10	45,750.00
Paul Casey..... T27	70-70-73-69	282/2	73,500.00	Brian Gay..... T63	72-70-75-75	292/12	44,250.00
Russell Henley..... T27	72-69-75-66	282/2	73,500.00	Brett Rumford..... T63	76-74-72-70	292/12	44,250.00
Matt Kuchar..... T27	72-71-69-70	282/2	73,500.00	Ken Duke..... T65	70-75-73-75	293/13	42,800.00
Paul Lawrie..... T27	69-72-71-70	282/2	73,500.00	Tommy Gainey..... T65	74-71-76-72	293/13	42,800.00
Rory McIlroy..... T27	70-71-69-72	282/2	73,500.00	Branden Grace..... T65	70-75-70-78	293/13	42,800.00
Bubba Watson..... T27	67-69-72-74	282/2	73,500.00	Mikko Ilonen..... T65	73-73-73-74	293/13	42,800.00
Peter Hanson..... T33	70-72-70-71	283/3	68,000.00	Satoshi Kodaira..... T65	70-74-76-73	293/13	42,800.00
Dustin Johnson..... T33	72-69-75-67	283/3	68,000.00	Carl Pettersson..... T70	72-73-73-77	295/15	42,000.00
Ryan Moore..... T33	66-74-70-73	283/3	68,000.00	Toru Taniguchi..... T71	75-73-79-73	300/20	41,750.00
Brandt Snedeker..... T33	72-70-71-70	283/3	68,000.00	Jaco Van Zyl..... T72	73-82-78-72	305/25	41,500.00
Boo Weekley..... T33	73-70-70-70	283/3	68,000.00	Daniel Popovic..... T73	79-77-76-82	314/34	41,250.00

2012 Bridgestone Invitational

Firestone Country Club (South Course); Akron, OH Purse: \$8,500,000 Par/Yards: 35-35-70/7,400 July 30-August 5, 2012

LEADERS	First Round	Second Round	Third Round
	Jim Furyk 63 (-7)	Jim Furyk 129 (-11)	Jim Furyk 199 (-11)
	Lee Slattery 65 (-5)	Rafael Cabrera Bello 131 (-9)	Louis Oosthuizen 200 (-10)
	Rafael Cabrera Bello 66 (-4)	Louis Oosthuizen 132 (-8)	Keegan Bradley 203 (-7)
	Ben Crane 66 (-4)	Jason Dufner 133 (-7)	Rory McIlroy 204 (-6)
	Luke Donald 66 (-4)	K.T. Kim 134 (-6)	Steve Stricker 204 (-6)
	Simon Dyson 66 (-4)	Keegan Bradley 136 (-4)	
	John Senden 66 (-4)		
	Bubba Watson 66 (-4)		
	Keegan Bradley 67 (-3)		

CUT: No cut. 75 of the 78 players completed 72 holes.

WEATHER: Thursday: Sunny. Winds WSW at 5-10 mph. High of 90. Friday: Mostly sunny. Temperatures in the mid 90s, with light S winds at 5-10 mph. Saturday: Mostly sunny. Temperatures in the upper 80s by the afternoon with W winds at 10-20 mph. Sunday: Due to the threat of bad weather, tee times were adjusted so that players teed off on No. 1 and No. 10 in threesomes, from 8-10 a.m. Play was suspended at 9:15 a.m. due to a dangerous weather situation and resumed at noon. Mostly cloudy with morning thunderstorms turning to clearer skies in the afternoon. High of 81. Winds SW at 10-20 mph.



Winner: Keegan Bradley 67-69-67-64 267 \$1,400,000.00

KEEGAN BRADLEY.....1	67-69-67-64	267/-13	\$1,400,000.00
Jim Furyk..... T2	63-66-70-69	268/-12	665,000.00
Steve Stricker..... T2	68-68-68-64	268/-12	665,000.00
Louis Oosthuizen 4	67-65-68-69	269/-11	365,000.00
Rory McIlroy T5	70-67-67-68	272/-8	276,500.00
Justin Rose T5	70-69-66-67	272/-8	276,500.00
Jason Dufner 7	67-66-73-68	274/-6	210,000.00
Aaron Baddeley T8	73-66-71-66	276/-4	128,750.00
K.J. Choi T8	71-72-67-66	276/-4	128,750.00
Luke Donald T8	66-69-71-70	276/-4	128,750.00
Matt Kuchar T8	70-71-70-66	276/-4	128,750.00
Lee Slattery T8	65-71-72-68	276/-4	128,750.00
David Toms T8	68-67-73-68	276/-4	128,750.00
Bo Van Pelt T8	70-69-66-71	276/-4	128,750.00
Tiger Woods T8	70-72-68-66	276/-4	128,750.00
Simon Dyson T16	66-71-70-70	277/-3	90,000.00
John Senden T16	66-70-69-72	277/-3	90,000.00
Kyle Stanley T16	69-73-68-67	277/-3	90,000.00
Bill Haas T19	67-71-70-70	278/-2	82,000.00
Dustin Johnson T19	69-68-73-68	278/-2	82,000.00
Scott Piercy T19	69-70-70-69	278/-2	82,000.00
Nick Watney T19	69-70-72-67	278/-2	82,000.00
Bubba Watson T19	66-73-72-67	278/-2	82,000.00
K.T. Kim T24	67-67-74-71	279/-1	74,500.00
Graeme McDowell T24	70-67-70-72	279/-1	74,500.00
Geoff Ogilvy T24	67-70-72-70	279/-1	74,500.00
Charl Schwartzel T24	69-75-72-63	279/-1	74,500.00
Carl Pettersson 28	67-70-71-72	280/E	72,000.00
Rafael Cabrera Bello T29	66-65-77-73	281/1	68,000.00
Jason Day T29	75-70-70-66	281/1	68,000.00
Sergio Garcia T29	67-72-71-71	281/1	68,000.00
Retief Goosen T29	67-72-73-69	281/1	68,000.00
Martin Kaymer T29	68-72-72-69	281/1	68,000.00
Martin Laird T29	68-72-68-73	281/1	68,000.00
Ian Poulter T29	74-69-69-69	281/1	68,000.00
Jamie Donaldson T36	68-73-75-66	282/2	62,500.00
Branden Grace T36	72-70-66-74	282/2	62,500.00
Johnson Wagner T36	71-74-68-69	282/2	62,500.00

Y.E. Yang T36	69-71-74-68	282/2	\$62,500.00
Thomas Bjorn T40	71-70-74-68	283/3	59,000.00
Zach Johnson T40	68-73-68-74	283/3	59,000.00
Francesco Molinari T40	74-70-69-70	283/3	59,000.00
Phil Mickelson T43	71-69-73-71	284/4	56,500.00
Alvaro Quiros T43	70-71-72-71	284/4	56,500.00
Nicolas Colsaerts T45	73-68-74-70	285/5	53,000.00
Ernie Els T45	73-73-68-71	285/5	53,000.00
Marc Leishman T45	70-72-70-73	285/5	53,000.00
Adam Scott T45	71-70-71-73	285/5	53,000.00
Mark Wilson T45	72-71-73-69	285/5	53,000.00
Ryo Ishikawa T50	71-72-70-73	286/6	49,000.00
Fredrik Jacobson T50	71-73-73-69	286/6	49,000.00
Paul Lawrie T50	72-68-74-72	286/6	49,000.00
Brandt Snedeker T50	71-70-70-75	286/6	49,000.00
Danny Willett T50	72-74-73-67	286/6	49,000.00
Jonathan Byrd T55	73-73-69-72	287/7	46,500.00
Greg Chalmers T55	71-75-71-70	287/7	46,500.00
Gonzalo Fdez-Castano. T55	71-73-70-73	287/7	46,500.00
Hunter Mahan T55	73-73-69-72	287/7	46,500.00
Bernd Wiesberger T55	70-71-74-72	287/7	46,500.00
Rickie Fowler T60	70-80-69-69	288/8	44,500.00
Yoshinori Fujimoto T60	73-74-71-70	288/8	44,500.00
Marcel Siem T60	76-71-70-71	288/8	44,500.00
Peter Hanson T63	73-71-71-74	289/9	43,500.00
Joost Luiten T63	72-71-77-69	289/9	43,500.00
Kevin Na T63	72-76-72-69	289/9	43,500.00
Sang-Moon Bae 66	72-66-76-76	290/10	43,000.00
Toshinori Muto T67	73-71-73-74	291/11	42,625.00
Jeev Milkha Singh T67	73-74-71-73	291/11	42,625.00
Robert Allenby 69	73-79-72-68	292/12	42,250.00
Lee Westwood 70	68-72-81-73	294/14	42,000.00
Michael Hoey T71	78-75-70-72	295/15	41,625.00
Robert Rock T71	76-72-74-73	295/15	41,625.00
Ted Potter, Jr. 73	72-72-75-80	299/19	41,250.00
Tom Lewis 74	78-76-74-73	301/21	41,000.00
Oliver Bekker 75	77-72-76-77	302/22	40,750.00

2011 Bridgestone Invitational

Firestone Country Club (South Course); Akron, OH Par: \$8,500,000 Par/Yards: 35-35-70/7,400 August 1-7, 2011

LEADERS		First Round	Second Round	Third Round
	Adam Scott	62 (-8)	Keegan Bradley.....	Adam Scott
	Jason Day	63 (-7)	Rickie Fowler.....	199 (-11)
	Nick Watney.....	65 (-5)	Ryan Moore.....	Ryo Ishikawa.....
	Thomas Bjorn	66 (-4)	Adam Scott	200 (-10)
	Stewart Cink.....	66 (-4)	Jason Day	Martin Laird.....
	Kyung-tae Kim	66 (-4)	Robert Karlsson.....	200 (-10)
	Martin Laird.....	66 (-4)	Martin Laird.....	
	Pablo Larrazabal.....	66 (-4)		
	Ryan Moore.....	66 (-4)		
	D.A. Points.....	66 (-4)		
	Rory Sabbatini.....	66 (-4)		
	Brandt Snedeker.....	66 (-4)		

CUT: No cut. All 76 players finished 72 holes.



WEATHER: Thursday: Sunny with a high of 88 degrees. Winds W 8-12 mph. Friday: Partly cloudy with temperatures reaching 82 degrees. Winds ESE 4-8 mph in the late morning changing to NNE 8-12 mph in the afternoon. Saturday: Mostly cloudy throughout the morning and early afternoon, with temperatures in the low to mid-80s and winds SW 5-10 mph. Sunday: Partly cloudy, warm and humid with temperatures reaching 86 degrees. Winds W 10-15 mph.

Winner: Adam Scott 62-70-66-65 263 \$1,400,000.00

ADAM SCOTT	1	62-70-66-65	263	\$1,400,000.00	Charley Hoffman	T37	68-69-70-74	281	\$58,500.00
Luke Donald	T2	68-69-64-66	267	665,000.00	Hunter Mahan	T37	71-69-72-69	281	58,500.00
Rickie Fowler	T2	68-64-69-66	267	665,000.00	Matteo Manassero	T37	70-72-67-72	281	58,500.00
Jason Day	T4	63-70-66-69	268	332,500.00	Geoff Ogilvy.....	T37	68-70-76-67	281	58,500.00
Ryo Ishikawa	T4	67-68-64-69	268	332,500.00	Louis Oosthuizen	T37	71-71-70-69	281	58,500.00
Zach Johnson	T6	70-68-64-68	270	215,000.00	Tiger Woods	T37	68-71-72-70	281	58,500.00
Kyung-tae Kim	T6	66-72-66-66	270	215,000.00	Paul Casey.....	T45	73-71-71-67	282	53,000.00
Rory McIlroy	T6	68-68-67-67	270	215,000.00	Stewart Cink	T45	66-70-71-75	282	53,000.00
David Toms	T9	68-68-68-67	271	152,500.00	Gary Woodland.....	T45	70-66-73-73	282	53,000.00
Lee Westwood	T9	67-71-68-65	271	152,500.00	Robert Allenby	T48	70-73-70-70	283	49,300.00
Aaron Baddeley.....	T11	68-70-69-65	272	117,333.34	Dustin Johnson	T48	73-69-70-71	283	49,300.00
Fredrik Jacobson	T11	68-66-67-71	272	117,333.33	Phil Mickelson	T48	67-73-71-72	283	49,300.00
Martin Laird.....	T11	66-67-67-72	272	117,333.33	Rory Sabbatini	T48	66-77-71-69	283	49,300.00
Steve Stricker	T14	71-65-67-70	273	100,000.00	Brendan Steele.....	T48	69-74-74-66	283	49,300.00
Keegan Bradley.....	T15	67-65-68-74	274	95,500.00	Sergio Garcia.....	T53	68-72-72-72	284	46,500.00
Francesco Molinari	T15	73-64-68-69	274	95,500.00	Alexander Noren.....	T53	69-73-70-72	284	46,500.00
Robert Karlsson	T17	68-65-72-70	275	89,500.00	Alvaro Quiros.....	T53	73-74-67-70	284	46,500.00
Mark Wilson	T17	69-69-71-66	275	89,500.00	Charl Schwartzel	T53	74-71-68-71	284	46,500.00
Matt Kuchar.....	T19	71-69-65-71	276	85,000.00	Y.E. Yang	T53	72-71-69-72	284	46,500.00
D.A. Points.....	T19	66-70-72-68	276	85,000.00	Heath Slocum.....	T58	71-65-75-74	285	45,000.00
Peter Hanson	T21	70-67-70-70	277	81,250.00	Jonathan Byrd.....	T59	67-74-75-70	286	43,750.00
Bubba Watson	T21	69-70-68-70	277	81,250.00	K.J. Choi.....	T59	74-71-70-71	286	43,750.00
Jim Furyk.....	T23	73-69-67-69	278	75,250.00	Padraig Harrington.....	T59	71-70-73-72	286	43,750.00
Lucas Glover	T23	68-68-72-70	278	75,250.00	Sean O'Hair.....	T59	72-72-69-73	286	43,750.00
Retief Goosen.....	T23	72-68-68-70	278	75,250.00	Arjun Atwal.....	T63	68-73-71-76	288	42,250.00
Ryan Moore	T23	66-66-74-72	278	75,250.00	Bill Haas	T63	72-72-70-74	288	42,250.00
Bo Van Pelt.....	T23	68-70-71-69	278	75,250.00	Graeme McDowell.....	T65	71-72-75-71	289	1,500.00
Nick Watney	T23	65-70-70-73	278	75,250.00	Harrison Frazar	T66	72-72-77-70	291	40,750.00
Anders Hansen.....	T29	72-70-67-70	279	68,500.00	Jhonattan Vegas.....	T66	73-70-74-74	291	40,750.00
Martin Kaymer.....	T29	69-70-73-67	279	68,500.00	Thomas Bjorn.....	T68	66-72-75-79	292	39,250.00
Hennie Otto	T29	69-66-75-69	279	68,500.00	Darren Clarke	T68	77-74-69-72	292	39,250.00
Scott Stallings.....	T29	69-68-72-70	279	68,500.00	Jeff Overton	T68	72-73-73-74	292	39,250.00
Simon Dyson	T33	77-66-69-68	280	64,500.00	Ian Poulter.....	T68	71-69-80-72	292	39,250.00
Edoardo Molinari.....	T33	72-66-70-72	280	64,500.00	Miguel A. Jimenez.....	T72	73-73-74-73	293	38,000.00
Justin Rose	T33	71-70-72-67	280	64,500.00	Jaebum Park.....	T73	73-72-77-72	294	37,500.00
Brandt Snedeker.....	T33	66-68-74-72	280	64,500.00	Pablo Larrazabal	T74	66-76-74-79	295	37,000.00
Ernie Els.....	T37	71-71-71-68	281	58,500.00	Yuta Ikeda	T75	74-72-77-74	297	36,500.00
Richard Green.....	T37	69-68-74-70	281	58,500.00	Stuart Appleby.....	T76	73-76-78-72	299	36,000.00

2010 Bridgestone Invitational

Firestone Country Club (South Course); Akron, OH Purse: \$8,500,000 Par/Yards: 35-35-70/7,400 August 5-8, 2010

LEADERS	First Round	Second Round	Third Round
Bubba Watson	64 (-6)	Retief Goosen 133 (-7)	Ryan Palmer 201 (-9)
Kenny Perry	66 (-4)	Justin Leonard 134 (-6)	Sean O'Hair 201 (-9)
Phil Mickelson	66 (-4)	Phil Mickelson 134 (-6)	Matt Kuchar 202 (-8)
Adam Scott	66 (-4)	Peter Hanson 135 (-5)	Ernie Els 203 (-7)
Graeme McDowell	66 (-4)	Bo Van Pelt 135 (-5)	Peter Hanson 203 (-7)
Hunter Mahan	71 (T37)	Bubba Watson 135 (-5)	Justin Leonard 203 (-7)
		Hunter Mahan 138 (T17)	Hunter Mahan 204 T7

CUT: No cut. 80 of the 81 players completed 72 holes.



WEATHER: Thursday: Early morning showers and thunderstorms with mostly cloudy skies becoming partly cloudy by late morning. A few showers developed late in the evening. Winds: W 10-15 gusting to 20 mph with highs in the mid 80s. Friday: Mostly cloudy with scattered light showers through early afternoon. Partly cloudy the rest of the day. Winds: NW 5-10 mph with temperatures in the high 70s Saturday: Mostly sunny and pleasant. Winds: Variable 4-8 mph. High of 80. Sunday: Partly cloudy and warmer temperatures reaching into the mid-80s.

Winner: Hunter Mahan 71-67-66-64 268 \$1,400,000.00

HUNTER MAHAN	1	71-67-66-64	268	\$1,400,000.00	Alvaro Quiros.....	T39	73-66-74-68	281	\$58,000.00
Ryan Palmer.....	2	70-68-63-69	270	840,000.00	Heath Slocum.....	T39	75-68-67-71	281	58,000.00
Retief Goosen.....	T3	67-66-73-65	271	412,500.00	Scott Verplank.....	T39	75-68-68-70	281	58,000.00
Bo Van Pelt.....	T3	67-68-69-67	271	412,500.00	J.B. Holmes.....	T44	74-72-69-67	282	54,500.00
Sean O'Hair.....	5	67-70-64-71	272	295,000.00	Troy Matteson.....	T44	72-70-69-71	282	54,500.00
Jim Furyk.....	T6	72-68-69-64	273	227,500.00	Chad Campbell.....	T46	67-73-73-70	283	50,214.29
Jeff Overton.....	T6	67-70-67-69	273	227,500.00	K.J. Choi.....	T46	70-73-72-68	283	50,214.29
Peter Hanson.....	8	69-66-68-71	274	180,000.00	Boo Weekley.....	T46	73-72-68-70	283	50,214.29
Padraig Harrington.....	T9	69-70-70-66	275	125,833.34	Y.E. Yang.....	T46	74-68-71-70	283	50,214.29
Louis Oosthuizen.....	T9	72-70-68-65	275	125,833.34	Luke Donald.....	T46	70-69-73-71	283	50,214.28
Matt Kuchar.....	T9	69-67-66-73	275	125,833.33	Ross Fisher.....	T46	70-68-74-71	283	50,214.28
Rory McIlroy.....	T9	68-69-69-69	275	125,833.33	Phil Mickelson.....	T46	66-68-71-78	283	50,214.28
Adam Scott.....	T9	66-70-72-67	275	125,833.33	Ryo Ishikawa.....	T53	71-73-72-68	284	47,250.00
Steve Stricker.....	T9	68-71-69-67	275	125,833.33	Alexander Noren.....	T53	69-69-70-76	284	47,250.00
Dustin Johnson.....	15	72-65-68-71	276	96,000.00	Ross McGowan.....	T55	71-69-70-75	285	46,000.00
Martin Laird.....	T16	70-71-68-68	277	90,000.00	Edoardo Molinari.....	T55	71-71-70-73	285	46,000.00
Ryan Moore.....	T16	70-68-70-69	277	90,000.00	Mike Weir.....	T55	72-69-72-72	285	46,000.00
Nick Watney.....	T16	68-68-69-72	277	90,000.00	Tim Clark.....	T58	70-72-75-69	286	44,000.00
Justin Rose.....	T19	71-70-70-67	278	81,333.34	Ben Crane.....	T58	71-70-72-73	286	44,000.00
Stewart Cink.....	T19	72-69-70-67	278	81,333.33	Marcus Fraser.....	T58	72-72-68-74	286	44,000.00
Kenny Perry.....	T19	66-73-68-71	278	81,333.33	Charl Schwartzel.....	T58	73-68-68-77	286	44,000.00
Paul Casey.....	T22	68-68-73-70	279	72,000.00	Vijay Singh.....	T58	71-73-70-72	286	44,000.00
Jason Day.....	T22	69-70-69-71	279	72,000.00	Stuart Appleby.....	T63	74-72-70-71	287	42,250.00
Ernie Els.....	T22	69-70-64-76	279	72,000.00	James Kingston.....	T63	75-65-71-76	287	42,250.00
Sergio Garcia.....	T22	70-70-69-70	279	72,000.00	Jason Bohn.....	T65	71-68-73-77	289	40,750.00
Lucas Glover.....	T22	70-66-70-73	279	72,000.00	Robert Karlsson.....	T65	71-74-73-71	289	40,750.00
Miguel A. Jimenez.....	T22	69-67-70-73	279	72,000.00	Hennie Otto.....	T65	73-72-72-72	289	40,750.00
Martin Kaymer.....	T22	72-67-69-71	279	72,000.00	Ian Poulter.....	T65	72-70-77-70	289	40,750.00
Justin Leonard.....	T22	68-66-69-76	279	72,000.00	Gregory Bourdy.....	T69	68-72-74-76	290	39,250.00
Graeme McDowell.....	T22	66-73-68-72	279	72,000.00	Yuta Ikeda.....	T69	72-76-69-73	290	39,250.00
Geoff Ogilvy.....	T22	71-67-68-73	279	72,000.00	Rhys Davies.....	T71	75-69-72-75	291	37,750.00
Bubba Watson.....	T22	64-71-70-74	279	72,000.00	Simon Dyson.....	T71	72-73-73-73	291	37,750.00
Angel Cabrera.....	T33	71-68-67-74	280	63,500.00	David Horsey.....	T71	73-71-75-72	291	37,750.00
Rickie Fowler.....	T33	68-73-69-70	280	63,500.00	Camilo Villegas.....	T71	75-73-71-72	291	37,750.00
Bill Haas.....	T33	73-66-71-70	280	63,500.00	Soren Hansen.....	75	71-75-72-77	295	36,750.00
Zach Johnson.....	T33	70-70-71-69	280	63,500.00	Simon Khan.....	T76	73-71-74-78	296	36,375.00
Katsumasa Miyamoto.....	T33	71-72-62-75	280	63,500.00	Anthony Kim.....	T76	75-76-69-76	296	36,375.00
Oliver Wilson.....	T33	71-67-67-75	280	63,500.00	Michael Jonzon.....	T78	76-74-76-72	298	35,875.00
Ben Curtis.....	T39	69-70-71-71	281	58,000.00	Tiger Woods.....	T78	74-72-75-77	298	35,875.00
Francesco Molinari.....	T39	70-72-71-68	281	58,000.00	Henrik Stenson.....	80	79-75-71-75	300	35,500.00

2009 Bridgestone Invitational

Firestone Country Club (South Course), Akron, OH **Purse: \$8,500,000** **Par/Yards: 35-35-70/7,400** **Aug. 6-9, 2009**

LEADERS		First Round	Second Round	Third Round
	Padraig Harrington	64 (-6)	Padraig Harrington	200 (-10)
	Prayad Marksaeng	66 (-4)	Tim Clark	Tiger Woods
	Tim Clark	66 (-4)	Scott Verplank	203 (-7)
	Scott Verplank	66 (-4)	Prayad Marksaeng	Jerry Kelly
	Steve Stricker	67 (-3)	Steve Stricker	Ten Players
	Ian Poulter	67 (-3)	Jerry Kelly	206 (-4)
	Zach Johnson	67 (-3)	Tiger Woods	
	Tiger Woods	68 (T8)	138 (T13)	



CUT: There was no cut. All 79 players completed 72 holes.

WEATHER: Thursday: Mostly sunny. High of 78. Winds NW 10-15 mph. Friday: Mostly cloudy. High of 79. Winds W-NW 8-12 mph. Saturday: Mostly cloudy with periodic rain showers. High of 80. Winds S-SW 8-12 mph. Sunday: Partly cloudy and warmer. Highs in the low 90s. Winds W-SW 10-20 mph.

Winner: Tiger Woods 68-70-65-65 268 \$1,400,000.00

TIGER WOODS.....	1	68-70-65-65	268	\$1,400,000.00					
Robert Allenby	T2	68-69-69-66	272	665,000.00	Camilo Villegas	T36	70-70-72-70	282	\$60,000.00
Padraig Harrington	T2	64-69-67-72	272	665,000.00	Nick Watney	T36	74-68-69-71	282	60,000.00
Angel Cabrera	T4	70-68-68-67	273	332,000.00	Ross Fisher	43	70-71-70-72	283	56,000.00
Hunter Mahan	T4	68-69-70-66	273	332,000.00	Justin Leonard	44	70-71-70-73	284	55,000.00
Steve Stricker	T6	67-69-71-67	274	214,333.34	K.J. Choi	T45	74-72-73-66	285	51,500.00
Stewart Cink	T6	69-69-68-68	274	214,333.33	Luke Donald	T45	70-72-69-74	285	51,500.00
Miguel A. Jimenez	T6	68-72-66-68	274	214,333.33	Anders Hansen	T45	73-71-70-71	285	51,500.00
Lee Westwood	9	69-71-70-65	275	160,000.00	Graeme McDowell	T45	73-71-71-70	285	51,500.00
Mike Weir	10	71-66-69-70	276	145,000.00	Nick O'Hern	T45	72-67-71-75	285	51,500.00
Chad Campbell	T11	71-68-69-69	277	112,500.00	Rory Sabbatini	T45	71-71-68-75	285	51,500.00
Jerry Kelly	T11	71-65-69-72	277	112,500.00	Stuart Appleby	T51	74-68-69-75	286	46,500.00
Kenny Perry	T11	69-71-66-71	277	112,500.00	Christian Cevaer	T51	75-70-71-70	286	46,500.00
Oliver Wilson	T11	69-69-68-71	277	112,500.00	Nick Dougherty	T51	69-71-71-75	286	46,500.00
Woody Austin	T15	69-68-69-72	278	91,125.00	Jim Furyk	T51	73-71-73-69	286	46,500.00
Zach Johnson	T15	67-70-69-72	278	91,125.00	Danny Lee	T51	68-73-75-70	286	46,500.00
Ian Poulter	T15	67-74-67-70	278	91,125.00	Adam Scott	T51	78-67-71-70	286	46,500.00
Alvaro Quiros	T15	72-65-72-69	278	91,125.00	Scott Verplank	T51	66-69-75-76	286	46,500.00
Lucas Glover	T19	69-69-68-73	279	83,000.00	Phil Mickelson	T58	70-69-75-73	287	44,250.00
Davis Love III	T19	72-66-73-68	279	83,000.00	Boo Weekley	T58	69-69-76-73	287	44,250.00
Y.E. Yang	T19	72-72-69-66	279	83,000.00	Soren Hansen	T60	69-71-70-78	288	42,750.00
Mathew Goggin	T22	73-71-68-68	280	74,428.58	Trevor Immelman	T60	70-70-74-74	288	42,750.00
Darren Clarke	T22	71-70-70-69	280	74,428.57	Thongchai Jaidee	T60	71-74-70-73	288	42,750.00
Sergio Garcia	T22	68-72-70-70	280	74,428.57	Martin Kaymer	T60	72-74-72-70	288	42,750.00
Dustin Johnson	T22	70-71-70-69	280	74,428.57	Cameron Beckman	T64	71-71-72-75	289	40,750.00
Geoff Ogilvy	T22	69-71-67-73	280	74,428.57	Ben Curtis	T64	77-69-72-71	289	40,750.00
Pat Perez	T22	70-72-66-72	280	74,428.57	Nathan Green	T64	74-71-74-70	289	40,750.00
David Toms	T22	69-69-69-73	280	74,428.57	Jeev M. Singh	T64	70-71-72-76	289	40,750.00
Tim Clark	T29	66-68-73-74	281	67,000.00	Soren Kjeldsen	T68	72-70-75-73	290	39,250.00
Ernie Els	T29	71-72-70-68	281	67,000.00	Rory McIlroy	T68	75-70-71-74	290	39,250.00
Retief Goosen	T29	71-67-71-72	281	67,000.00	Gonzalo Fdez-Castano ..	T70	70-71-73-77	291	38,250.00
Charles Howell III	T29	71-72-68-70	281	67,000.00	Sean O'Hair	T70	69-72-76-74	291	38,250.00
Justin Rose	T29	75-68-69-69	281	67,000.00	Shingo Katayama	72	74-72-73-73	292	37,500.00
Vijay Singh	T29	70-73-67-71	281	67,000.00	Richard Sterne	73	72-73-71-77	293	37,000.00
Henrik Stenson	T29	69-72-70-70	281	67,000.00	Gregory Havret	T74	73-77-70-75	295	36,625.00
J.B. Holmes	T36	70-72-65-75	282	60,000.00	Marc Turnesa	T74	76-75-71-73	295	36,625.00
Anthony Kang	T36	71-76-66-69	282	60,000.00	Chih-Bing Lam	76	74-75-75-75	299	36,250.00
Anthony Kim	T36	72-68-71-71	282	60,000.00	Shane Lowry	77	78-78-72-72	300	36,000.00
Prayad Marksaeng	T36	66-70-72-74	282	60,000.00	Yuji Igarashi	78	74-83-73-72	302	35,750.00
Carl Pettersson	T36	70-70-68-74	282	60,000.00	Brian Gay	79	75-74-76-79	304	35,500.00

2008 Bridgestone Invitational

Firestone Country Club (South Course), Akron, OH Purse: \$8,000,000 Par/Yards: 35-35-70/7,400 July 31-Aug. 3, 2008

LEADERS	First Round	Second Round	Third Round
	Retief Goosen 66 (-4)	Vijay Singh 133 (-7)	Lee Westwood 202 (-8)
	Tim Clark 67 (-3)	Phil Mickelson 134 (-6)	Vijay Singh 202 (-8)
	Zach Johnson 67 (-3)	Sean O'Hair 135 (-5)	Phil Mickelson 202 (-8)
	Daniel Chopra 67 (-3)	Peter Lonard 135 (-5)	Stuart Appleby 201 (-7)
	Vijay Singh 67 (-3)	Zach Johnson 135 (-5)	Retief Goosen 199 (-5)
		Lee Westwood 135 (-5)	



CUT: There was no cut. All 80 professionals completed 72 holes.

WEATHER: Thursday: Mainly sunny with temperatures reaching the high 80s. NW winds from 6-12 mph. Friday: Partly sunny with highs in the upper 80s. W winds 5-10 mph. Saturday: Sunny and warm with N-NW winds 6-12 mph. Sunday: Mostly sunny with highs in the 80s.

Winner: Vijay Singh 67-66-69-68 270 \$1,350,000.00

NAME	1	2	3	4	TOTAL	PRIZE
VIJAY SINGH	1	67-66-69-68	270	\$1,350,000.00		
Stuart Appleby	T2	70-66-67-68	271	635,000.00		
Lee Westwood	T2	70-65-67-69	271	635,000.00		
Retief Goosen	T4	66-71-68-67	272	310,000.00		
Phil Mickelson	T4	68-66-68-70	272	310,000.00		
Darren Clarke	T6	70-71-65-67	273	220,000.00		
Peter Lonard	T6	69-66-72-66	273	220,000.00		
Paul Casey	T8	70-71-68-65	274	162,500.00		
D.J. Trahan	T8	69-67-70-68	274	162,500.00		
Miguel A. Jimenez	T10	70-66-70-69	275	133,000.00		
Hunter Mahan	T10	71-66-70-68	275	133,000.00		
Chris DiMarco	T12	68-70-68-70	276	111,000.00		
Sean O'Hair	T12	68-67-73-68	276	111,000.00		
Chad Campbell	T14	68-71-68-70	277	95,500.00		
Daniel Chopra	T14	67-74-66-70	277	95,500.00		
K.J. Choi	T16	73-67-70-68	278	82,625.00		
Zach Johnson	T16	67-68-72-71	278	82,625.00		
Ian Poulter	T16	70-68-69-71	278	82,625.00		
Henrik Stenson	T16	73-70-68-67	278	82,625.00		
Robert Allenby	T20	71-70-70-68	279	71,000.00		
Tim Clark	T20	67-71-71-70	279	71,000.00		
Padraig Harrington	T20	69-75-68-67	279	71,000.00		
Robert Karlsson	T20	71-67-71-70	279	71,000.00		
Justin Leonard	T20	68-70-70-71	279	71,000.00		
Steve Lowery	T20	75-67-70-67	279	71,000.00		
Scott Verplank	T20	71-70-70-68	279	71,000.00		
Ernie Els	T27	69-74-69-68	280	60,000.00		
Jim Furyk	T27	68-69-71-72	280	60,000.00		
Charles Howell III	T27	68-70-70-72	280	60,000.00		
Paul McGinley	T27	70-67-72-71	280	60,000.00		
Nick O'Hern	T27	70-68-71-71	280	60,000.00		
Justin Rose	T27	71-70-68-71	280	60,000.00		
Rory Sabbatini	T27	69-67-70-74	280	60,000.00		
Vaughn Taylor	T27	72-67-69-72	280	60,000.00		
Oliver Wilson	T27	71-69-72-68	280	60,000.00		
Angel Cabrera	T36	72-73-68-68	281	52,000.00		
Richard Finch	T36	69-75-70-67	281	52,000.00		
Sergio Garcia	T36	69-72-68-72	281	52,000.00		
J.B. Holmes	T36	69-68-72-72	281	52,000.00		
Trevor Immelman	T36	75-64-68-74	281	52,000.00		
Brendan Jones	T36	69-73-69-70	281	\$52,000.00		
Anthony Kim	T36	71-72-70-68	281	52,000.00		
Aaron Baddeley	T43	79-69-66-68	282	46,600.00		
Stewart Cink	T43	68-68-74-72	282	46,600.00		
Richard Green	T43	72-73-70-67	282	46,600.00		
Brandt Snedeker	T43	68-76-69-69	282	46,600.00		
Steve Stricker	T43	68-69-75-70	282	46,600.00		
Stephen Ames	T48	69-71-71-72	283	44,250.00		
Steve Flesch	T48	70-70-73-70	283	44,250.00		
Hidemasa Hoshino	T48	75-73-65-70	283	44,250.00		
David Toms	T48	72-72-70-69	283	44,250.00		
Woody Austin	T52	71-70-72-71	284	42,250.00		
Niclas Fasth	T52	71-71-72-70	284	42,250.00		
Rocco Mediate	T52	68-73-71-72	284	42,250.00		
Chez Reavie	T52	68-74-70-72	284	42,250.00		
Ross Fisher	T56	69-73-70-73	285	40,000.00		
Fredrik Jacobson	T56	71-71-70-73	285	40,000.00		
Graeme McDowell	T56	70-71-73-71	285	40,000.00		
Rod Pampling	T56	69-71-75-70	285	40,000.00		
Adam Scott	T56	69-76-72-68	285	40,000.00		
Nick Dougherty	T61	72-76-69-69	286	38,250.00		
Steve Webster	T61	68-72-72-74	286	38,250.00		
Lucas Glover	T63	70-75-72-70	287	37,000.00		
Andres Romero	T63	73-71-73-70	287	37,000.00		
Scott Strange	T63	68-74-73-72	287	37,000.00		
Kenny Perry	T66	74-69-73-72	288	35,750.00		
Boo Weekley	T66	72-73-71-72	288	35,750.00		
Martin Kaymer	T68	72-79-68-70	289	34,500.00		
Prayad Marksaeng	T68	70-73-73-73	289	34,500.00		
Geoff Ogilvy	T68	71-67-79-72	289	34,500.00		
Brett Rumford	T71	75-70-76-69	290	33,250.00		
Johnson Wagner	T71	70-74-75-71	290	33,250.00		
Soren Hansen	T73	75-73-70-74	292	32,500.00		
J.J. Henry	T73	69-73-73-77	292	32,500.00		
David Howell	T73	70-75-70-77	292	32,500.00		
Pablo Larrazabal	76	72-75-71-76	294	32,000.00		
Colin Montgomerie	77	72-71-76-76	295	31,750.00		
James Kingston	78	73-72-71-80	296	31,500.00		
Craig Parry	79	70-75-75-77	297	31,250.00		
Mark Brown	80	80-75-76-70	301	31,000.00		

2007 Bridgestone Invitational

Firestone Country Club (South Course), Akron, OH Purse: \$8,000,000 Par/Yards: 35-35-70/7,400 Aug. 2-5, 2007

LEADERS		First Round	Second Round	Third Round		
	Hunter Mahan	67 (-3)	Rory Sabbatini.....	134 (-6)	Rory Sabbatini.....	206 (-4)
	Rory Sabbatini.....	67 (-3)	Zach Johnson.....	136 (-4)	Tiger Woods.....	207 (-3)
	Paul Casey.....	67 (-3)	Kenny Perry.....	138 (-2)	Kenny Perry.....	209 (-1)
	Stuart Appleby.....	68 (-2)	Scott Verplank.....	138 (-2)		
	Mark Calcavecchia.....	68 (-2)	Tiger Woods.....	138 (-2)		
	Arron Oberholser.....	68 (-2)				
	Boo Weekley.....	68 (-2)				
	Lee Westwood.....	68 (-2)				
	Tiger Woods.....	68 (-2)				

CUT: There was no cut. 82 of the 85 professionals completed 72 holes.



WEATHER: Thursday: Sunny and warm throughout the day with a high of 93, with SW winds 5-10 mph. Friday: Sunny and warm with a high of 89 and SW winds 5-10 mph. Saturday: Partly cloudy with N-NW winds 5-10 mph and a high of 85. Sunday: Partly cloudy with showers throughout the day, SW winds 10-15 mph and a high of 80.

Winner: Tiger Woods 68-70-69-65 272 \$1,350,000.00

TIGER WOODS	1	68-70-69-65	272	\$1,350,000.00					
Justin Rose	T2	69-72-71-68	280	635,000.00	Colin Montgomerie	T41	71-72-73-75	291	\$48,000.00
Rory Sabbatini	T2	67-67-72-74	280	635,000.00	Henrik Stenson	T41	72-74-72-73	291	48,000.00
Chris DiMarco	T4	69-70-72-70	281	310,000.00	Steve Stricker	T41	70-73-76-72	291	48,000.00
Peter Lonard	T4	70-70-73-68	281	310,000.00	John Senden	45	71-69-78-74	292	46,000.00
Tim Clark	T6	71-70-72-69	282	202,000.00	Michael Campbell	T46	71-74-72-76	293	44,500.00
Davis Love III	T6	74-65-74-69	282	202,000.00	Thongchai Jaidee	T46	73-76-73-71	293	44,500.00
Andres Romero	T6	71-71-69-71	282	202,000.00	Shingo Katayama	T46	71-73-75-74	293	44,500.00
Justin Leonard	T9	73-67-71-72	283	147,500.00	Jerry Kelly	T46	73-71-74-75	293	44,500.00
Scott Verplank	T9	70-68-73-72	283	147,500.00	Phil Mickelson	T46	74-72-74-73	293	44,500.00
Zach Johnson	T11	71-65-76-72	284	115,333.34	Paul Casey	T51	67-73-76-78	294	42,000.00
K.J. Choi	T11	71-73-69-71	284	115,333.33	Troy Matteson	T51	71-74-73-76	294	42,000.00
Kenny Perry	T11	69-69-71-75	284	115,333.33	Geoff Ogilvy	T51	73-71-72-78	294	42,000.00
Mark Calcavecchia	T14	68-72-76-69	285	86,583.34	Jeev M. Singh	T51	72-74-72-76	294	42,000.00
Rod Pampling	T14	71-73-74-67	285	86,583.34	Richard Sterne	T51	77-72-74-71	294	42,000.00
Stuart Appleby	T14	68-74-69-74	285	86,583.33	Woody Austin	T56	74-77-68-76	295	39,500.00
Joe Durant	T14	74-67-71-73	285	86,583.33	Stewart Cink	T56	79-67-76-73	295	39,500.00
Padraig Harrington	T14	72-69-72-72	285	86,583.33	Nick O'Hern	T56	72-72-75-76	295	39,500.00
Arron Oberholser	T14	68-74-72-71	285	86,583.33	Vijay Singh	T56	74-72-75-74	295	39,500.00
Aaron Baddeley	T20	70-74-67-75	286	75,500.00	Yong-Eun Yang	T56	73-74-70-78	295	39,500.00
Sergio Garcia	T20	71-77-71-67	286	75,500.00	Retief Goosen	T61	74-73-72-77	296	36,750.00
Stephen Ames	T22	71-73-71-72	287	66,250.00	David Howell	T61	74-77-75-70	296	36,750.00
Luke Donald	T22	75-75-67-70	287	66,250.00	Vaughn Taylor	T61	72-77-71-76	296	36,750.00
Ernie Els	T22	70-77-72-68	287	66,250.00	David Toms	T61	76-74-71-75	296	36,750.00
Niclas Fasth	T22	75-73-70-69	287	66,250.00	Nick Watney	T61	72-72-76-76	296	36,750.00
Anders Hansen	T22	71-72-71-73	287	66,250.00	Liang Wen-chong	T61	75-74-72-75	296	36,750.00
Charley Hoffman	T22	71-73-74-69	287	66,250.00	Darren Clarke	T67	70-76-76-75	297	34,750.00
Hunter Mahan	T22	67-73-71-76	287	66,250.00	Mark Hensby	T67	73-71-79-74	297	34,750.00
Lee Westwood	T22	68-71-79-69	287	66,250.00	Angel Cabrera	T69	73-76-74-75	298	33,500.00
Richard Green	T30	73-73-68-74	288	58,000.00	Fred Funk	T69	75-74-74-75	298	33,500.00
Carl Pettersson	T30	70-79-68-71	288	58,000.00	Gregory Havret	T69	73-73-76-76	298	33,500.00
Ian Poulter	T30	71-73-74-70	288	58,000.00	Robert Karlsson	T69	76-72-72-78	298	33,500.00
John Rollins	T30	73-75-68-72	288	58,000.00	Graeme Storm	T69	75-72-76-75	298	33,500.00
Boo Weekley	T30	68-78-70-72	288	58,000.00	Brian Bateman	T74	77-75-72-75	299	32,625.00
Brett Wetterich	T30	74-75-70-69	288	58,000.00	Paul Goydos	T74	69-76-73-81	299	32,625.00
Trevor Immelman	T36	73-76-69-71	289	53,500.00	Jose Manuel Lara	76	71-77-77-75	300	32,250.00
Adam Scott	T36	75-76-70-68	289	53,500.00	Chad Campbell	T77	73-73-77-79	302	31,750.00
Mark Wilson	T36	76-75-68-70	289	53,500.00	Anton Haig	T77	77-75-71-79	302	31,750.00
Charles Howell III	T39	72-76-70-72	290	51,000.00	Raphael Jacquelin	T77	71-77-73-81	302	31,750.00
Paul McGinley	T39	72-74-73-71	290	51,000.00	Ben Curtis	80	74-79-77-73	303	31,250.00
J.J. Henry	T41	73-69-74-75	291	48,000.00	Robert Allenby	81	76-74-82-80	312	31,000.00
					Jose Maria Olazabal	82	77-80-78-79	314	30,750.00

2006 Bridgestone Invitational

Firestone Country Club (South Course), Akron, OH Purse: \$7,500,000 Par/Yards: 35-35-70/7,360 Aug. 24-27, 2006

LEADERS	First Round	Second Round	Third Round
	Adam Scott 63 (-7)	Tiger Woods 131 (-9)	Stewart Cink 201 (-9)
	Jason Gore 65 (-5)	Davis Love III 132 (-8)	Paul Casey 202 (-8)
	Lucas Glover 66 (-4)	Jim Furyk 134 (-6)	Davis Love III 202 (-8)
	Michael Campbell 67 (-3)	Adam Scott 134 (-6)	Tiger Woods 202 (-8)
	Luke Donald 67 (-3)	Ernie Els 135 (-5)	Jim Furyk 203 (-7)
	David Howell 67 (-3)	Lucas Glover 135 (-5)	
	Davis Love III 67 (-3)	Kevin Stadler 135 (-5)	
	David Toms 67 (-3)		
	Tiger Woods 67 (-3)		

CUT: There was no cut. 76 of the 78 professionals completed 72 holes.



WEATHER: Thursday: Rain in the morning with mostly cloudy skies. Sunny and warm in the afternoon with a high of 76. Friday: Partly cloudy with a high of 85. Winds S 5-10 mph. Saturday: Partly cloudy. High of 85 with winds SW 5-10 mph. Sunday: Due to a threatening weather situation, tee times were scheduled for 7:30-9:30 a.m. off Nos. 1 and 10. After heavy overnight rains, play was delayed 90 minutes. On and off showers most of the day with cloudy skies. High temperature was 77 with SW winds 8-12 mph.

Winner: Tiger Woods 67-64-71-68 270 \$1,300,000.00

TIGER WOODS	1	67-64-71-68	270	\$1,300,000.00					
Stewart Cink	2	70-67-64-69	270	750,000.00	Rory Sabbatini	T36	75-71-68-70	284	\$50,500.00
Jim Furyk	3	69-65-69-68	271	450,000.00	Charl Schwartzel	T36	72-69-70-73	284	50,500.00
Angel Cabrera	T4	70-68-70-65	273	246,250.00	Brett Wetterich	T36	72-73-71-68	284	50,500.00
Paul Casey	T4	69-69-64-71	273	246,250.00	Fred Funk	T42	72-70-72-71	285	46,166.67
Lucas Glover	T4	66-69-69-69	273	246,250.00	Tom Lehman	T42	72-69-73-71	285	46,166.67
Davis Love III	T4	67-65-70-71	273	246,250.00	Ben Curtis	T42	71-72-72-70	285	46,166.66
Luke Donald	T8	67-69-70-68	274	152,500.00	Rod Pamplung	T45	75-71-71-69	286	44,500.00
David Toms	T8	67-74-65-68	274	152,500.00	Vijay Singh	T45	70-74-73-69	286	44,500.00
J.J. Henry	T10	70-68-68-69	275	120,000.00	Dean Wilson	T45	75-70-68-73	286	44,500.00
Arron Oberholser	T10	70-71-69-65	275	120,000.00	Retief Goosen	T48	71-73-74-69	287	43,250.00
Adam Scott	T10	63-71-71-70	275	120,000.00	Corey Pavin	T48	74-73-68-72	287	43,250.00
Trevor Immelman	T13	69-70-68-70	277	95,000.00	Olin Browne	T50	68-75-70-75	288	41,750.00
Ian Poulter	T13	71-71-67-68	277	95,000.00	Chad Campbell	T50	68-76-72-72	288	41,750.00
Kevin Stadler	T13	68-67-70-72	277	95,000.00	Stephen Dodd	T50	74-73-69-72	288	41,750.00
Ben Crane	16	73-67-70-68	278	85,000.00	J.B. Holmes	T50	71-72-68-77	288	41,750.00
Michael Campbell	17	67-71-70-71	279	82,000.00	Aaron Baddeley	T54	73-74-69-73	289	39,500.00
Stephen Ames	T18	69-70-71-70	280	77,000.00	Mark Hensby	T54	74-76-68-71	289	39,500.00
Thomas Bjorn	T18	72-67-67-74	280	77,000.00	Miguel A. Jimenez	T54	70-72-77-70	289	39,500.00
Robert Gamez	T18	70-67-72-71	280	77,000.00	Thomas Levet	T54	77-69-69-74	289	39,500.00
Vaughn Taylor	T18	71-67-71-71	280	77,000.00	Phil Mickelson	T54	74-74-68-73	289	39,500.00
Robert Allenby	T22	71-71-68-71	281	68,000.00	David Howell	T59	67-79-71-74	291	37,500.00
K.J. Choi	T22	75-70-67-69	281	68,000.00	Jeff Maggert	T59	75-70-75-71	291	37,500.00
Sergio Garcia	T22	69-73-68-71	281	68,000.00	Scott Verplank	T59	71-75-70-75	291	37,500.00
Jose Maria Olazabal	T22	68-70-74-69	281	68,000.00	Bart Bryant	T62	72-83-69-68	292	36,000.00
Mike Weir	T22	69-71-69-72	281	68,000.00	Johan Edfors	T62	75-76-71-70	292	36,000.00
Chris DiMarco	T27	68-72-71-71	282	60,500.00	Robert Karlsson	T62	75-70-73-74	292	36,000.00
Padraig Harrington	T27	73-71-70-68	282	60,500.00	Shiv Kapur	65	72-75-72-74	293	35,000.00
Kenny Perry	T27	73-70-66-73	282	60,500.00	John Bickerton	T66	74-75-70-75	294	34,250.00
Carl Pettersson	T27	70-72-68-72	282	60,500.00	Paul McGinley	T66	77-75-70-72	294	34,250.00
Ernie Els	T31	68-67-70-78	283	56,000.00	Mark Calcavecchia	T68	75-72-77-71	295	33,000.00
Brad Faxon	T31	69-69-75-70	283	56,000.00	Chris Couch	T68	72-74-72-77	295	33,000.00
Justin Leonard	T31	70-69-72-72	283	56,000.00	Tim Herron	T68	76-74-73-72	295	33,000.00
Nick O'Hern	T31	72-69-71-71	283	56,000.00	Stuart Appleby	T71	76-75-76-69	296	31,750.00
Henrik Stenson	T31	75-73-67-68	283	56,000.00	Peter Lonard	T71	74-73-77-72	296	31,750.00
Jason Gore	T36	65-76-73-70	284	50,500.00	Wes Short, Jr.	T71	76-71-73-76	296	31,750.00
Zach Johnson	T36	71-68-72-73	284	50,500.00	Tim Clark	74	68-75-80-77	300	31,250.00
Geoff Ogilvy	T36	69-76-70-69	284	50,500.00	Gonzalo Fernandez	75	74-76-81-70	301	31,000.00
					Tatsuhiko Takahashi	76	81-73-75-75	304	30,750.00

2005 NEC Invitational

Firestone Country Club (South Course), Akron, OH Purse: \$7,500,000 Par/Yards: 35-35-70/7,360 Aug. 18-21, 2005

LEADERS		First Round	Second Round	Third Round
	Vijay Singh	66 (-4)	Luke Donald	136 (-4)
	Henrik Stenson	66 (-4)	Tiger Woods	136 (-4)
	Tiger Woods	66 (-4)	Thomas Bjorn	137 (-3)
	Chris DiMarco	67 (-3)	Chris DiMarco	137 (-3)
	Nick Dougherty	67 (-3)	Paul McGinley	137 (-3)
	Davis Love III	67 (-3)	Vijay Singh	137 (-3)
			Henrik Stenson	137 (-3)
				Kenny Perry
				Tiger Woods
				Paul McGinley
				Stuart Appleby
				Sergio Garcia

CUT: There was no cut. 74 of the 76 players completed 72 holes.



WEATHER: Thursday: Mostly cloudy with temperatures in the low 80s. Friday: A mix of sun and clouds with temperatures in the mid-80s. Saturday: Third-round tee times were moved up to 7:20 a.m. Last group teed off at 9:10 a.m. Cloudy with temperatures reaching the low 80s. Lightning and heavy rain in the area caused a three-hour and 16 minute weather delay at 12:44 p.m. Play suspended for the day at 6:05 p.m. Sunday: Third-round played resumed at 7:30 a.m. and ended at 8:15 a.m. Final round began at 9 a.m. with players in twosomes. Sunny with temperatures reaching 80.

Winner: Tiger Woods 66-70-67-71 274 \$1,300,000

TIGER WOODS	66-70-67-71	274	\$1,300,000					
Chris DiMarco	67-70-70-68	275	750,000.00	Stephen Ames	T36	74-71-68-73	286	\$52,000.00
Vijay Singh	66-71-72-67	276	353,666.67	Woody Austin	T36	73-68-77-68	286	52,000.00
Paul McGinley	71-66-67-72	276	353,666.66	Peter Lonard	T36	74-71-68-73	286	52,000.00
Ryan Palmer	72-68-67-69	276	353,666.66	Adam Scott	T36	70-76-67-73	286	52,000.00
Luke Donald	69-67-74-67	277	200,000.00	Mike Weir	T36	71-69-70-76	286	52,000.00
David Howell	70-68-70-69	277	200,000.00	Angel Cabrera	T41	75-74-67-71	287	47,000.00
Kenny Perry	70-69-64-74	277	200,000.00	Stewart Cink	T41	72-72-73-70	287	47,000.00
Zach Johnson	70-70-69-69	278	135,000.00	Fred Funk	T41	74-71-69-73	287	47,000.00
Colin Montgomerie	70-72-68-68	278	135,000.00	Tom Lehman	T41	73-71-75-68	287	47,000.00
Jose Maria Olazabal	72-68-66-72	278	135,000.00	Geoff Ogilvy	T41	74-74-70-69	287	47,000.00
David Toms	71-67-69-71	278	135,000.00	Brent Geiberger	T46	70-76-69-73	288	43,500.00
Stuart Appleby	68-70-67-74	279	94,400.00	Thomas Levet	T46	72-71-72-73	288	43,500.00
Sergio Garcia	68-70-67-74	279	94,400.00	Shigeiki Maruyama	T46	75-70-71-72	288	43,500.00
Davis Love III	67-73-69-70	279	94,400.00	Marc Cayeux	T49	71-75-71-72	289	42,250.00
Rod Pamplung	71-70-71-67	279	94,400.00	Steve Elkington	T49	72-76-75-66	289	42,250.00
Henrik Stenson	66-71-72-70	279	94,400.00	K.J. Choi	T51	71-76-69-74	290	40,250.00
Thomas Bjorn	70-67-72-71	280	83,000.00	Tim Clark	T51	71-75-72-72	290	40,250.00
Paul Casey	75-68-67-71	281	77,000.00	Nick Dougherty	T51	67-81-70-72	290	40,250.00
Kenneth Ferrie	71-70-73-67	281	77,000.00	Phil Mickelson	T51	69-72-75-74	290	40,250.00
Jay Haas	76-69-67-69	281	77,000.00	Sean O'Hair	T51	70-74-73-73	290	40,250.00
Trevor Immelman	73-71-71-66	281	77,000.00	Scott Verplank	T51	73-73-67-77	290	40,250.00
Justin Leonard	72-66-71-72	281	77,000.00	Miguel A. Jimenez	57	76-75-73-67	291	38,500.00
Jim Furyk	72-73-68-69	282	69,000.00	Ben Crane	T58	74-75-71-73	293	36,500.00
Padraig Harrington	75-68-69-70	282	69,000.00	Stephen Gallacher	T58	74-74-75-70	293	36,500.00
Lee Westwood	73-72-63-74	282	69,000.00	Retief Goosen	T58	77-73-73-70	293	36,500.00
John Daly	71-69-69-74	283	65,000.00	Mark Hensby	T58	70-76-71-76	293	36,500.00
Bart Bryant	74-73-67-70	284	60,200.00	Thongchai Jaidee	T58	73-76-72-72	293	36,500.00
Darren Clarke	76-68-72-68	284	60,200.00	Craig Parry	T58	79-71-73-70	293	36,500.00
Fred Couples	71-74-70-69	284	60,200.00	Chris Riley	T58	69-81-74-69	293	36,500.00
Nick O'Hern	68-73-72-71	284	60,200.00	Kazuhiko Hosokawa	65	70-78-71-75	294	34,500.00
Rory Sabbatini	73-69-67-75	284	60,200.00	Tim Petrovic	66	80-73-69-73	295	34,000.00
Chad Campbell	72-72-69-72	285	56,000.00	Richard Green	67	76-78-69-73	296	33,500.00
Niclas Fasth	72-72-70-71	285	56,000.00	Michael Campbell	68	72-74-78-74	298	33,000.00
Ian Poulter	73-69-69-74	285	56,000.00	Stephen Dodd	69	74-78-77-73	302	32,500.00
				Jyoti Randhawa	70	79-77-75-73	304	32,000.00

2004 NEC Invitational

Firestone Country Club (South Course), Akron, OH Purse: \$7,000,000 Par/Yards: 35-35-70/7,360 Aug. 19-22, 2004

LEADERS	First Round	Second Round	Third Round
	Stewart Cink..... 63 (-7)	Stewart Cink..... 131 (-9)	Stewart Cink..... 199 (-11)
	Zach Johnson..... 65 (-5)	Rory Sabbatini..... 134 (-6)	Chris DiMarco..... 204 (-6)
	Barry Lane..... 67 (-3)	Tiger Woods..... 134 (-6)	David Toms..... 204 (-6)
	Bob Tway..... 67 (-3)	Rod Pampling..... 135 (-5)	Tiger Woods..... 204 (-6)
		David Toms..... 135 (-5)	Rod Pampling..... 205 (-5)
			Rory Sabbatini..... 205 (-5)
			Scott Verplank..... 205 (-5)

CUT: There was no cut. 75 of the 76 players completed 72 holes.

WEATHER: Due to heavy rainfall on Wednesday, players were allowed preferred lies all four rounds. The start of the first round was delayed from 9:35 a.m. to 2:45 p.m. due to heavy rain and lightning. The players played in threesomes off two tees instead of twosomes off No. 1. Warm and partly sunny, cloudy in late afternoon. Play was suspended at 5:05 p.m. Play resumed at 5:45 p.m. and was suspended due to darkness at 8:05 p.m. Sixteen players completed the first round, and 60 didn't. There was a 7:30 a.m. re-start on Friday. Second round beginning at 10:20 after players were re-paired in threesomes. Mostly cloudy on Friday, temperatures in the 60s. Mid-afternoon, heavy and steady rainfall. Play was suspended at 3:09 p.m. and suspended for the day at 4:34 p.m. 1.5 inches of rain fell on Friday. Saturday, partly cloudy and cooler in the morning. Mostly sunny in the afternoon, high of 71 degrees. Sunny and clear on Sunday, high of 77.



Winner: Stewart Cink 63-68-68-70 269 \$1,200,000.00

STEWART CINK..... 1	63-68-68-70	269	\$1,200,000.00				
Rory Sabbatini..... T2	68-66-71-68	273	552,500.00	Joey Sindelar..... T32	70-70-71-72	283	\$51,000.00
Tiger Woods..... T2	68-66-70-69	273	552,500.00	Vijay Singh..... T32	73-73-67-70	283	51,000.00
Angel Cabrera..... T4	69-70-67-68	274	282,500.00	Jay Haas..... T41	70-69-71-74	284	45,500.00
Davis Love III..... T4	68-68-72-66	274	282,500.00	Mike Weir..... T41	70-67-73-74	284	45,500.00
Bob Tway..... T6	67-73-67-68	275	178,333.34	John Daly..... T43	71-69-74-71	285	43,000.00
Chris DiMarco..... T6	68-69-67-71	275	178,333.33	Phil Mickelson..... T43	70-75-68-72	285	43,000.00
David Toms..... T6	69-66-69-71	275	178,333.33	Chris Riley..... T43	72-69-71-73	285	43,000.00
Robert Allenby..... T9	71-67-69-69	276	116,000.00	Paul McGinley..... T46	73-72-69-72	286	40,750.00
Stuart Appleby..... T9	69-70-69-68	276	116,000.00	Nick Price..... T46	69-73-72-72	286	40,750.00
Alex Cejka..... T9	72-67-71-66	276	116,000.00	Tim Clark..... T48	71-70-72-74	287	39,750.00
Charles Howell III..... T9	71-67-68-70	276	116,000.00	Steve Flesch..... T48	75-70-71-71	287	39,750.00
Lee Westwood..... T9	69-69-69-69	276	116,000.00	Tommy Armour III..... T50	76-72-70-70	288	38,000.00
Darren Clarke..... T14	71-70-68-68	277	87,500.00	Ricardo Gonzalez..... T50	73-75-70-70	288	38,000.00
Rod Pampling..... T14	68-67-70-72	277	87,500.00	Justin Leonard..... T50	73-71-72-72	288	38,000.00
Paul Casey..... T16	72-70-68-68	278	79,333.34	Shaun Micheel..... T50	71-72-73-72	288	38,000.00
Luke Donald..... T16	71-70-65-72	278	79,333.33	Phillip Price..... T50	72-70-74-72	288	38,000.00
Sergio Garcia..... T16	68-70-70-70	278	79,333.33	Barry Lane..... T55	67-77-73-72	289	36,000.00
Jerry Kelly..... T19	69-73-64-73	279	74,000.00	J.L. Lewis..... T55	73-71-73-72	289	36,000.00
Scott Verplank..... T19	69-69-67-74	279	74,000.00	Adam Scott..... T55	71-67-75-76	289	36,000.00
Todd Hamilton..... T21	69-67-71-73	280	71,000.00	K.J. Choi..... T58	71-73-69-77	290	34,500.00
Stephen Ames..... T22	69-70-69-73	281	65,000.00	Carlos Franco..... T58	69-73-75-73	290	34,500.00
Jim Furyk..... T22	68-72-71-70	281	65,000.00	Colin Montgomerie..... T58	69-71-75-75	290	34,500.00
Zach Johnson..... T22	65-73-73-70	281	65,000.00	Scott Drummond..... T61	69-75-73-75	292	32,750.00
Stephen Leaney..... T22	73-67-68-73	281	65,000.00	Niclas Fasth..... T61	75-68-70-79	292	32,750.00
Jesper Parnevik..... T22	69-72-70-70	281	65,000.00	Fred Funk..... T61	69-75-71-77	292	32,750.00
S.K. Ho..... T27	70-67-73-72	282	58,000.00	Bernhard Langer..... T61	74-69-75-74	292	32,750.00
Miguel A. Jimenez..... T27	71-70-72-69	282	58,000.00	Ernie Els..... T65	72-77-72-72	293	30,750.00
Shigeki Maruyama..... T27	69-68-72-73	282	58,000.00	Mark Hensby..... T65	71-70-78-74	293	30,750.00
Kenny Perry..... T27	72-75-69-66	282	58,000.00	Jonathan Kaye..... T65	71-75-72-75	293	30,750.00
Brett Rumford..... T27	71-73-69-69	282	58,000.00	Craig Parry..... T65	79-69-71-74	293	30,750.00
Fred Couples..... T32	72-68-69-74	283	51,000.00	Chad Campbell..... T69	74-74-71-75	294	29,250.00
Brad Faxon..... T32	72-72-69-70	283	51,000.00	Kirk Triplett..... T69	73-67-79-75	294	29,250.00
Trevor Immelman..... T32	73-69-72-69	283	51,000.00	Andrew McLardy..... T71	73-83-69-70	295	28,500.00
Fredrik Jacobson..... T32	69-72-68-74	283	51,000.00	Mark O'Meara..... T72	71-72-77-76	296	27,750.00
Thongchai Jaidee..... T32	71-71-76-65	283	51,000.00	Peter Senior..... T72	69-77-74-76	296	27,750.00
Thomas Levet..... T32	68-73-70-72	283	51,000.00	Padraig Harrington..... T74	77-74-70-76	297	27,000.00
Peter Lonard..... T32	71-69-76-67	283	51,000.00	Pierre Fulke..... T75	73-77-78-76	304	26,500.00

2003 NEC Invitational

Firestone Country Club (South Course), Akron, OH Purse: \$6,000,000 Par/Yards: 35-35-70/7,230 Aug. 21-24, 2003

LEADERS		First Round	Second Round	Third Round
	Ben Curtis	64 (-6)	Chris Riley	133 (-7)
	Sergio Garcia	64 (-6)	David Toms	133 (-7)
	Darren Clarke	65 (-5)	Fred Funk	134 (-6)
	Tiger Woods	65 (-5)	Vijay Singh	134 (-6)
	Davis Love III	66 (-4)	Darren Clarke	135 (-5)
	Chris Riley	66 (-4)	Brad Faxon	135 (-5)
	David Toms	66 (-4)		
	Scott Verplank	66 (-4)		
				Darren Clarke
				Jonathan Kaye
				Chris Riley
				Davis Love III
				Tiger Woods



CUT: There was no cut. All 85 players completed 72 holes.

WEATHER: On Thursday, hazy and muggy with a high of 90 degrees. Mostly sunny in the afternoon. SW winds 10-20 mph. Party cloudy and breezy with cooler temperatures reaching 80 degrees. NW winds 12-18 mph. Sunny and pleasant with a high of 78 degrees. Lower humidity and NE winds 10-15. Mix of sun and clouds on Sunday, with temperatures reaching 78 degrees. SE winds 5-10 mph.

Winner: Darren Clarke 65-70-66-67 268 \$1,050,000.00

DARREN CLARKE 1		65-70-66-67 268 \$1,050,000.00							
Jonathan Kaye	2	68-69-65-70	272	550,000.00	Robert-Jan Derksen	T42	73-70-70-72	285	\$33,750.00
Davis Love III	3	66-70-68-69	273	360,000.00	Nick Price	T42	73-67-71-74	285	33,750.00
Chris Riley	T4	66-67-70-71	274	235,000.00	Steve Allan	T46	74-68-76-68	286	31,500.00
Tiger Woods	T4	65-72-67-70	274	235,000.00	Stuart Appleby	T46	70-75-68-73	286	31,500.00
Vijay Singh	T6	69-65-72-69	275	163,333.34	Bob Estes	T46	68-74-70-74	286	31,500.00
Robert Allenby	T6	69-69-68-69	275	163,333.33	Scott Verplank	T46	66-73-70-77	286	31,500.00
Jim Furyk	T6	69-69-68-69	275	163,333.33	Lee Westwood	T46	70-70-73-73	286	31,500.00
Brad Faxon	T9	68-67-70-71	276	116,750.00	Scott Hoch	T51	69-72-72-74	287	29,750.00
Trevor Immelman	T9	70-68-70-68	276	116,750.00	Rory Sabbatini	T51	73-72-70-72	287	29,750.00
Dan Forsman	T11	69-68-70-70	277	91,666.67	Mark Calcavecchia	T53	70-68-73-77	288	28,150.00
Bernhard Langer	T11	71-73-65-68	277	91,666.67	Chad Campbell	T53	73-71-72-72	288	28,150.00
Steve Flesch	T11	71-67-67-72	277	91,666.66	K.J. Choi	T53	73-71-71-73	288	28,150.00
Fred Funk	T14	72-62-72-72	278	75,000.00	Jerry Kelly	T53	68-71-76-73	288	28,150.00
Toshi Izawa	T14	70-71-68-69	278	75,000.00	Kenny Perry	T53	72-76-68-72	288	28,150.00
Peter Jacobsen	T14	73-64-71-70	278	75,000.00	Niclas Fasth	T58	67-76-74-72	289	27,000.00
Paul Casey	T17	72-66-71-70	279	59,250.00	Paul McGinley	T58	70-71-73-75	289	27,000.00
Ernie Els	T17	67-70-71-71	279	59,250.00	Kaname Yokoo	T58	73-71-70-75	289	27,000.00
Retief Goosen	T17	67-69-69-74	279	59,250.00	Thomas Bjorn	T61	72-72-75-71	290	26,250.00
Jay Haas	T17	72-69-73-65	279	59,250.00	Stewart Cink	T61	70-71-74-75	290	26,250.00
Fred Couples	T21	67-71-71-71	280	52,500.00	Phil Golding	T61	76-69-73-72	290	26,250.00
Charles Howell III	T21	72-68-74-66	280	52,500.00	Tim Clark	T64	73-69-73-76	291	25,500.00
Angel Cabrera	T23	70-71-70-70	281	48,000.00	Craig Parry	T64	69-75-71-76	291	25,500.00
Justin Leonard	T23	75-69-69-68	281	48,000.00	Adam Scott	T64	72-70-69-80	291	25,500.00
Peter Lonard	T23	70-73-72-66	281	48,000.00	Rich Beem	T67	69-69-78-76	292	24,625.00
Shaun Micheel	T23	71-69-70-71	281	48,000.00	Pierre Fulke	T67	72-72-75-73	292	24,625.00
Phil Mickelson	T23	68-73-70-70	281	48,000.00	Phillip Price	T67	68-75-75-74	292	24,625.00
Colin Montgomerie	T23	68-70-70-73	281	48,000.00	John Rollins	T67	75-72-71-74	292	24,625.00
Mike Weir	T23	71-72-69-69	281	48,000.00	Jonathan Byrd	T71	71-77-73-72	293	23,375.00
Ben Curtis	T30	64-76-72-70	282	43,000.00	Michael Campbell	T71	74-71-70-78	293	23,375.00
Sergio Garcia	T30	64-76-69-73	282	43,000.00	Stephen Leaney	T71	75-69-72-77	293	23,375.00
Len Mattiace	T30	72-69-69-72	282	43,000.00	Kevin Na	T71	71-80-69-73	293	23,375.00
Chris DiMarco	T33	71-68-73-71	283	38,583.34	Jesper Parnevik	T71	69-72-75-77	293	23,375.00
Justin Rose	T33	72-73-69-69	283	38,583.34	Steen Tinning	T71	71-74-76-72	293	23,375.00
Ian Poulter	T33	73-68-67-75	283	38,583.33	Bob Burns	T77	74-70-75-75	294	22,000.00
Eduardo Romero	T33	70-74-68-71	283	38,583.33	Ignacio Garrido	T77	74-74-72-74	294	22,000.00
Hal Sutton	T33	68-69-68-78	283	38,583.33	Robert Karlsson	T77	72-72-77-73	294	22,000.00
David Toms	T33	66-67-76-74	283	38,583.33	Rocco Mediate	T77	78-73-69-74	294	22,000.00
Paul Azinger	T39	72-69-67-76	284	35,500.00	Hennie Otto	T77	72-69-75-78	294	22,000.00
Padraig Harrington	T39	73-71-70-70	284	35,500.00	Nick Faldo	T82	74-67-79-75	295	21,125.00
Jeff Sluman	T39	67-74-75-68	284	35,500.00	Jarrod Moseley	T82	76-74-72-73	295	21,125.00
Alex Cejka	T42	72-68-71-74	285	33,750.00	Fredrik Jacobson	84	75-71-77-73	296	20,750.00
Ben Crane	T42	71-75-68-71	285	33,750.00	Gene Sauers	85	73-76-77-82	308	20,500.00

2002 NEC Invitational

Sahalee Country Club, Sammamish, WA Purse: \$5,500,000 Par/Yards: 35-36-71/6,949 August 22-25, 2002

LEADERS	First Round	Second Round	Third Round
	Retief Goosen 65 (-6)	Robert Allenby 132 (-10)	Robert Allenby 203 (-10)
	Toshi Izawa 65 (-6)	Steve Lowery 132 (-10)	Craig Parry 203 (-10)
	Darren Clarke 66 (-5)	Retief Goosen 133 (-9)	Fred Funk 204 (-9)
	Davis Love III 66 (-5)	Justin Rose 134 (-8)	Ernie Els 205 (-8)
	Phil Mickelson 66 (-5)	Phil Mickelson 135 (-7)	Jim Furyk 205 (-8)
	Steve Lowery 67 (-5)	Craig Parry 137 (-5)	Matt Gogel 205 (-8)
	Kenny Perry 67 (-5)		Steve Lowery 205 (-8)
	Justin Rose 67 (-5)		Tiger Woods 205 (-8)
	Craig Parry 72 (+1)		



CUT: There was no cut. 77 of the 78 players completed 72 holes.

WEATHER: The start of the tournament was delayed by 15 minutes on Thursday due to fog. Sunny in the afternoon, with temperatures in the 70s. Sunny, with temperatures in the low 60s to low 80s on Friday and Saturday. Overcast, with temperatures in the 60s on Sunday.

Winner: Craig Parry 72-65-66-65 268 \$1,000,000.00

CRAIG PARRY	1	72-65-66-65	268	\$1,000,000.00
Robert Allenby	T2	69-63-71-69	272	410,000.00
Fred Funk	T2	68-68-68-68	272	410,000.00
Tiger Woods	4	68-70-67-68	273	215,000.00
Justin Rose	5	67-67-72-68	274	187,500.00
Rich Beem	T6	74-67-67-67	275	150,000.00
Jim Furyk	T6	70-67-68-70	275	150,000.00
Steve Lowery	8	67-65-73-71	276	120,000.00
Matt Gogel	T9	68-69-68-72	277	105,000.00
Phil Mickelson	T9	66-69-71-71	277	105,000.00
Michael Campbell	T11	70-69-70-69	278	78,750.00
Retief Goosen	T11	65-68-74-71	278	78,750.00
Davis Love III	T11	66-74-69-69	278	78,750.00
Vijay Singh	T11	68-69-69-72	278	78,750.00
Thomas Björn	T15	68-69-72-70	279	60,875.00
Ernie Els	T15	71-67-67-74	279	60,875.00
David Toms	T15	69-68-71-71	279	60,875.00
Lee Westwood	T15	68-69-72-70	279	60,875.00
Angel Cabrera	T19	72-70-70-68	280	50,400.00
K.J. Choi	T19	73-67-73-67	280	50,400.00
Darren Clarke	T19	66-74-68-72	280	50,400.00
Bob Estes	T19	71-71-69-69	280	50,400.00
Peter Lonard	T19	70-71-72-67	280	50,400.00
Toshi Izawa	T24	65-73-73-71	282	45,000.00
Rocco Mediate	T24	68-69-73-72	282	45,000.00
Kenny Perry	T24	67-70-73-72	282	45,000.00
Mike Weir	T24	69-70-71-72	282	45,000.00
John Cook	T28	70-74-69-70	283	41,250.00
Chris DiMarco	T28	68-70-74-71	283	41,250.00
David Duval	T28	72-75-71-65	283	41,250.00
Ricardo Gonzalez	T28	71-72-68-72	283	41,250.00
Justin Leonard	T28	70-74-69-70	283	41,250.00
Nick Price	T28	74-66-72-71	283	41,250.00
Loren Roberts	T28	70-66-76-71	283	41,250.00
Kirk Triplett	T28	71-69-70-73	283	41,250.00
Shigeki Maruyama	T36	69-72-69-74	284	38,750.00
Len Mattiace	T36	69-72-72-71	284	38,750.00
Paul Azinger	T38	68-72-73-72	285	37,250.00
Matt Kuchar	T38	71-68-71-75	285	37,250.00

Bernhard Langer	T38	70-70-75-70	285	\$37,250.00
Tom Lehman	T38	72-70-69-74	285	37,250.00
Stuart Appleby	T42	70-72-74-70	286	35,000.00
Carlos Franco	T42	75-72-67-72	286	35,000.00
Pierre Fulke	T42	69-73-73-71	286	35,000.00
Craig Perks	T42	68-70-73-75	286	35,000.00
Hal Sutton	T42	73-71-70-72	286	35,000.00
Stewart Cink	T47	73-71-73-70	287	32,550.00
Joel Edwards	T47	73-73-71-70	287	32,550.00
Padraig Harrington	T47	72-70-73-72	287	32,550.00
José Maria Olazábal	T47	71-68-75-73	287	32,550.00
Eduardo Romero	T47	71-71-67-78	287	32,550.00
Notah Begay III	T52	70-77-70-71	288	31,250.00
Soren Hansen	T52	76-69-69-74	288	31,250.00
Graeme McDowell	T52	72-69-73-74	288	31,250.00
Scott Hoch	T55	72-77-69-71	289	30,500.00
Greg Norman	T55	69-74-73-73	289	30,500.00
Chris Smith	T55	75-73-73-68	289	30,500.00
Niclas Fasth	T58	73-68-79-70	290	29,500.00
Sergio Garcia	T58	68-73-76-73	290	29,500.00
Anders Hansen	T58	71-76-74-69	290	29,500.00
Kevin Sutherland	T58	74-71-71-74	290	29,500.00
Scott Verplank	T58	71-75-76-68	290	29,500.00
Brad Faxon	T63	71-72-71-77	291	28,625.00
Charlie Wi	T63	73-73-73-72	291	28,625.00
Paul Lawrie	T65	73-69-81-70	293	28,125.00
Nobuhito Sato	T65	74-76-73-70	293	28,125.00
Paul McGinley	67	79-69-73-74	295	27,750.00
Tobias Dier	T68	76-75-72-73	296	27,250.00
Steve Elkington	T68	76-77-74-69	296	27,250.00
Nicholas Lawrence	T68	76-72-78-70	296	27,250.00
Jesper Parnevik	T71	76-74-73-74	297	26,625.00
Phillip Price	T71	73-73-73-78	297	26,625.00
John Daly	73	73-78-74-73	298	26,250.00
Mark Calcavecchia	74	74-81-75-69	299	26,000.00
Jose Coceres	T75	69-71-76-84	300	25,625.00
Scott McCarron	T75	74-74-77-75	300	25,625.00
Jerry Kelly	77	75-79-74-73	301	25,250.00

2001 NEC Invitational

Firestone Country Club (South Course), Akron, OH Purse: \$5,000,000 Par/Yds: 35-35-70/7,139 August 23-26, 2001

LEADERS	First Round	Second Round	Third Round
	Jim Furyk 65 (-5)	Jim Furyk 131 (-9)	Jim Furyk 197 (-13)
	Greg Norman 65 (-5)	Phil Mickelson 133 (-7)	Tiger Woods 199 (-11)
	Thomas Bjorn 66 (-4)	Tiger Woods 133 (-7)	Paul Azinger 202 (-8)
	Darren Clarke 66 (-4)	Stuart Appleby 134 (-6)	Darren Clarke 202 (-8)
	Colin Montgomerie 66 (-4)	Darren Clarke 134 (-6)	
	Tiger Woods 66 (-4)	Padraig Harrington 134 (-6)	

CUT: There was no cut. 37 of the 39 players completed 72 holes.



WEATHER: Mostly cloudy Thursday, with late morning/early afternoon light rain. Temperatures were in the 70s, with winds primarily out of the west at 5-12 mph. Mostly cloudy Friday morning, with some sun in the afternoon. Temperatures were in the 70s, and winds were out of the northeast at 5-12 mph. Partly cloudy and warm Saturday, with temperatures reaching 82 and winds out of the south at 5-15 mph. Tee times were moved up to 7:45 a.m. and play was off Nos. 1 and 10 in pairs Sunday in anticipation of inclement afternoon weather. Partly cloudy with temperatures in the 70s and winds out of the southwest at 5-20 mph.

Winner: Tiger Woods 66-67-66-69 268 \$1,000,000.00
(Won playoff with birdie-3 on seventh extra hole)

TIGER WOODS 1	66-67-66-69	268	\$1,000,000.00	Carlos Franco.....20	68-71-68-73	280	\$73,000.00
Jim Furyk2	65-66-66-71	268	500,000.00	Niclas Fasth T21	74-67-68-72	281	66,000.00
Darren Clarke3	66-68-68-69	271	375,000.00	Scott Hoch T21	71-70-69-71	281	66,000.00
Colin Montgomerie4	66-71-66-70	273	300,000.00	Robert Allenby..... T23	68-67-75-72	282	58,000.00
Stuart Appleby..... T5	70-64-70-70	274	201,666.67	Steve Elkington T23	73-68-73-68	282	58,000.00
Davis Love III..... T5	68-68-70-68	274	201,666.67	Mike Weir25	69-70-71-73	283	53,000.00
Paul Azinger T5	67-70-65-72	274	201,666.66	Paul McGinley26	68-73-71-72	284	51,000.00
Ernie Els T8	67-70-66-72	275	147,500.00	David Duval27	69-69-72-75	285	49,000.00
Phil Mickelson T8	67-66-70-72	275	147,500.00	Phillip Price28	70-71-74-71	286	47,000.00
Retief Goosen10	72-69-64-71	276	131,000.00	Nick Price T29	71-70-71-76	288	44,000.00
Bernhard Langer T11	69-67-68-73	277	118,500.00	Loren Roberts T29	72-70-67-79	288	44,000.00
Hal Sutton T11	69-71-67-70	277	118,500.00	Notah Begay III T31	77-71-72-69	289	38,000.00
Stewart Cink T13	69-67-70-72	278	100,500.00	Thomas Bjorn..... T31	66-79-73-71	289	38,000.00
Ian Poulter T13	67-72-69-70	278	100,500.00	Michael Campbell T31	71-71-75-72	289	38,000.00
Vijay Singh T13	68-68-69-73	278	100,500.00	Shigeki Maruyama T31	68-75-73-73	289	38,000.00
David Toms T13	68-70-70-70	278	100,500.00	Greg Norman.....35	65-71-74-80	290	33,000.00
Pierre Fulke T17	73-71-65-70	279	83,000.00	Mark Calcavecchia..... T36	72-69-72-79	292	30,000.00
Padraig Harrington..... T17	68-66-73-72	279	83,000.00	Miguel Angel Jiménez T36	70-72-74-76	292	30,000.00
Scott Verplank..... T17	69-71-70-69	279	83,000.00				

2000 NEC Invitational

Firestone Country Club (South Course), Akron, OH Purse: \$5,000,000 Par/Yds: 35-35-70/7,139 August 24-27, 2000

LEADERS	First Round	Second Round	Third Round
Tiger Woods	64 (-6)	Tiger Woods	125 (-15)
Jim Furyk	65 (-5)	Phil Mickelson	132 (-8)
Darren Clarke	66 (-4)	Justin Leonard	133 (-7)
Carlos Franco	66 (-4)	Jim Furyk	134 (-6)
Justin Leonard	66 (-4)		
Phil Mickelson	66 (-4)		
Phillip Price	66 (-4)		
			Third Round
			Tiger Woods
			192 (-18)
			Phil Mickelson
			201 (-9)
			Phillip Price
			201 (-9)
			Hal Sutton
			201 (-9)



CUT: There was no cut. 37 of the 40 players completed 72 holes.

WEATHER: Sunny and pleasant Thursday, with afternoon temperatures reaching the lower 80s. Light wind helped keep temperatures moderate. Ideal on Friday, with mostly sunny skies and highs in the low-to-mid 80s. Mostly cloudy Saturday, with temperatures reaching the low 80s. Play was halted at 2:16 p.m. Sunday due to dangerous weather and resumed again at 5:10 p.m. Play finished at 8:25 p.m.

Winner: Tiger Woods 64-61-67-67 259 \$1,000,000.00

TIGER WOODS	1	64-61-67-67	259	\$1,000,000.00					
Justin Leonard	T2	66-67-71-66	270	437,500.00	Nick Price	T20	70-69-74-67	280	\$68,333.34
Phillip Price	T2	66-69-66-69	270	437,500.00	Stuart Appleby	T20	67-70-70-73	280	68,333.33
Jim Furyk	T4	65-69-69-68	271	243,333.34	Lee Westwood	T20	66-69-73-72	280	68,333.33
Phil Mickelson	T4	66-66-69-70	271	243,333.33	Paul McGinley	T23	71-72-71-67	281	60,000.00
Hal Sutton	T4	68-68-65-70	271	243,333.33	Retief Goosen	T24	69-74-73-67	283	52,333.34
Stewart Cink	T7	72-69-68-63	272	170,000.00	Jeff Maggert	T24	72-69-73-69	283	52,333.33
Paul Azinger	T8	68-70-70-65	273	147,500.00	Mike Weir	T24	68-76-68-71	283	52,333.33
Colin Montgomerie	T8	71-69-66-67	273	147,500.00	Carlos Franco	T27	66-77-72-69	284	44,000.00
Thomas Björn	T10	69-69-70-66	274	125,000.00	Padraig Harrington	T27	76-65-71-72	284	44,000.00
José Maria Olazábal	T10	67-73-69-65	274	125,000.00	Mark O'Meara	T27	71-71-70-72	284	44,000.00
Robert Allenby	T12	69-69-70-67	275	110,500.00	Gary Orr	T27	70-68-72-74	284	44,000.00
Ernie Els	T12	67-71-69-68	275	110,500.00	Tom Lehman	T31	71-74-70-70	285	38,000.00
Loren Roberts	T14	67-69-66-75	277	103,000.00	Greg Norman	T31	68-71-76-70	285	38,000.00
Michael Campbell	T15	71-69-70-68	278	95,500.00	Kirk Triplett	T33	75-67-72-72	286	34,750.00
Shigeaki Maruyama	T15	71-70-68-69	278	95,500.00	Ian Woosnam	T33	73-72-72-69	286	34,750.00
Notah Begay III	T17	74-66-69-70	279	83,000.00	Davis Love III	T35	75-72-70-70	287	32,500.00
Darren Clarke	T17	66-71-71-71	279	83,000.00	Miguel Angel Jiménez	T36	69-74-72-73	288	31,000.00
Andrew Coltart	T17	69-69-69-72	279	83,000.00	Steve Pate	T37	75-73-69-75	292	29,500.00

1999 NEC Invitational

Firestone Country Club (South Course), Akron, OH Purse: \$5,000,000 Par/Yds: 35-35-70/7,139 August 26-29, 1999

LEADERS	First Round	Second Round	Third Round
Tiger Woods	66 (-4)	Carlos Franco	Tiger Woods
David Duval	67 (-3)	Paul Lawrie	199 (-11)
Jim Furyk	67 (-3)	Phil Mickelson	Fred Couples
Sergio Garcia	67 (-3)	Nick Price	Nick Price
Paul Lawrie	67 (-3)	Hal Sutton	Carlos Franco
Tom Lehman	67 (-3)	Tiger Woods	
Nick Price	67 (-3)		



CUT: There was no cut. All 41 players completed 72 holes.

WEATHER: Overcast, with periodic rains Thursday and Friday. Thursday play was delayed at 2:05 p.m. due to lightning in the area. Play was suspended for the day at 5:20 p.m., with all 41 players still on the course. Partly cloudy and humid Saturday. Beautiful on Sunday.

Winner: Tiger Woods 66-71-62-71 270 \$1,000,000.00

TIGER WOODS	1	66-71-62-71	270	\$1,000,000.00
Phil Mickelson	2	69-67-70-65	271	510,000.00
Craig Parry	T3	71-66-69-69	275	327,500.00
Nick Price	T3	67-69-68-71	275	327,500.00
Ernie Els	5	71-69-67-69	276	234,000.00
Shigeki Maruyama	6	72-67-70-68	277	179,000.00
Carlos Franco	T7	68-67-70-73	278	154,000.00
Sergio Garcia	T7	67-70-69-72	278	154,000.00
Jeff Maggert	T7	71-67-69-71	278	154,000.00
Jim Furyk	T10	67-72-69-71	279	129,000.00
Davis Love III	T10	68-69-70-72	279	129,000.00
Mark Calcavecchia	T12	68-69-73-70	280	109,000.00
Padraig Harrington	T12	72-67-70-71	280	109,000.00
Steve Pate	T12	69-71-68-72	280	109,000.00
Fred Couples	T15	71-70-63-77	281	88,000.00
Tom Lehman	T15	67-72-67-75	281	88,000.00
Vijay Singh	T15	71-67-72-71	281	88,000.00
Payne Stewart	T15	70-67-69-75	281	88,000.00
Hal Sutton	T15	69-67-72-73	281	88,000.00
Justin Leonard	20	73-68-69-72	282	73,000.00
Paul Lawrie	T21	67-68-74-74	283	66,000.00

Greg Turner	T21	70-71-68-74	283	\$66,000.00
Stuart Appleby	T23	72-70-72-70	284	58,000.00
Scott Hoch	T23	68-73-71-72	284	58,000.00
Greg Norman	T25	70-75-66-74	285	50,000.00
Mark O'Meara	T25	73-70-71-71	285	50,000.00
Miguel Angel Jimenez	T27	72-70-70-74	286	41,333.34
David Duval	T27	67-72-71-76	286	41,333.33
Jesper Parnevik	T27	75-69-66-76	286	41,333.33
Lee Janzen	T30	71-70-72-74	287	37,000.00
Colin Montgomerie	T30	69-75-67-76	287	37,000.00
Jarmo Sandelin	T30	71-71-73-72	287	37,000.00
Andrew Coltart	T33	71-71-69-77	288	34,000.00
John Huston	T33	69-71-70-78	288	34,000.00
Lee Westwood	T33	74-72-70-72	288	34,000.00
Darren Clarke	T36	73-72-69-75	289	31,500.00
Jean Van De Velde	T36	75-71-68-75	289	31,500.00
Frank Nobilo	38	73-69-75-73	290	30,000.00
Steve Elkington	39	70-74-71-76	291	29,000.00
José Maria Olazábal	40	70-80-69-73	292	28,000.00
Naomichi Joe Ozaki	41	75-74-75-72	296	27,000.00

FedEx St. Jude Invitational Records

Low 72 Holes:

- 259 (21-under) **Tiger Woods**, 2000 (Firestone CC)
- 263 (17-under) **Adam Scott**, 2011 (Firestone CC)
- 264 (16-under) **Hideki Matsuyama**, 2017 (Firestone CC)

Low 18 Holes:

- 61 (9-under) **Hideki Matsuyama**, final round, 2017 (Firestone CC)
Sergio Garcia, second round, 2014 (Firestone CC)
Tiger Woods, second round, 2013 (Firestone CC)
Tiger Woods, second round, 2000 (Firestone CC)
- 62 (8-under) **Phil Mickelson**, final round, 2014 (Firestone CC)
Adam Scott, first round, 2011 (Firestone CC)
Katsumasa Miyamoto, third round, 2010 (Firestone CC)
Fred Funk, second round, 2003 (Firestone CC)
Tiger Woods, third round, 1999 (Firestone CC)

Low 9 Holes:

- 27 (8-under) **Sergio Garcia**, back nine, second round, 2014 (Firestone CC)
- 29 (7-under) **Robert Allenby**, back nine, second round, 2002 (Sahalee CC)
- 29 (6-under) **Kyle Stanley**, back nine, first round, 2018 (Firestone CC)
Katsumasa Miyamoto, back nine, third round, 2010 (Firestone CC)
Vaughn Taylor, front nine, second round, 2008 (Firestone CC)
Adam Scott, front nine, first round, 2006 (Firestone CC)
Lee Westwood, back nine, third round, 2005 (Firestone CC)
Retief Goosen, front nine, third round, 2001 (Firestone CC)

Low first 18 holes:

- 62 (8-under) **Ian Poulter**, 2018 (Firestone CC)
Adam Scott, 2011 (Firestone CC)
- 63 (7-under) **Jason Day**, 2011 (Firestone CC)
Adam Scott, 2006 (Firestone CC)
Stewart Cink, 2004 (Firestone CC)

Low opening 36 holes:

- 125 (15-under) **Tiger Woods**, 64-61, 2000 (Firestone CC)
- 127 (13-under) **Tiger Woods**, 66-61, 2013 (Firestone CC)
- 129 (11-under) **Ian Poulter**, 62-67, 2018 (Firestone CC)
Justin Thomas, 65-64, 2018 (Firestone CC)
Sergio Garcia, 68-61, 2014 (Firestone CC)
Jim Furyk, 63-66, 2012 (Firestone CC)

Low opening 54 holes:

- 192 (18-under) **Tiger Woods**, 64-61-67, 2000 (Firestone CC)
- 195 (15-under) **Tiger Woods**, 66-61-68, 2013 (Firestone CC)
- 196 (14-under) **Justin Thomas**, 65-64-67, 2018 (Firestone CC)
Sergio Garcia, 68-61-67, 2014 (Firestone CC)

Low start by a winner:

- 62 (8-under) **Adam Scott**, 2011 (Firestone CC)
- 63 (7-under) **Stewart Cink**, 2004 (Firestone CC)

High start by a winner:

- 72 (1-over) **Craig Parry**, 2002 (Sahalee CC)
- 71 (1-over) **Hunter Mahan**, 2010 (Firestone CC)

Low finish by a winner:

- 61 (9-under) **Hideki Matsuyama**, 2017 (Firestone CC)
- 64 (6-under) **Keegan Bradley**, 2012 (Firestone CC)
Hunter Mahan, 2010 (Firestone CC)

High finish by a winner:

- 71 (1-over) **Tiger Woods**, 2005 (Firestone CC)
Tiger Woods, 1999 (Firestone CC)

Largest margin of victory:

- 11 strokes **Tiger Woods**, 2000 (Firestone CC)

Largest 18-hole lead:

- 3 strokes **William McGirt**, 2016 (Firestone CC)

Largest 36-hole lead:

- 7 strokes **Tiger Woods**, 2013 (Firestone CC)
Tiger Woods, 2000 (Firestone CC)

Largest 54-hole lead:

- 9 strokes **Tiger Woods**, 2000 (Firestone CC)

FedEx St. Jude Invitational Records (cont.)

Holes-in-one (6):

Hudson Swafford, No. 15, second round, 2017
(Firestone CC)

Jim Furyk, No. 5, third round, 2011 (Firestone CC)

Jim Furyk, No. 15, second round, 2006 (Firestone CC)

Hal Sutton, No. 12, third round, 2000 (Firestone CC)

Retief Goosen, No. 7, final round, 2000 (Firestone CC)

Stewart Cink, No. 15, final round, 2000 (Firestone CC)

Wire-to-wire winner (2):

Stewart Cink, 2004 (Firestone CC)

Tiger Woods, 2000 (Firestone CC)

Playoffs (2):

Tiger Woods defeated **Stewart Cink** with birdie-3 on fourth extra hole, 2006 (Firestone CC)

Tiger Woods defeated **Jim Furyk** with birdie-3 on seventh extra hole, 2001 (Firestone CC)

Most World Golf Championships appearances: Mexico Championship, Dell Technologies Match Play, FedEx St. Jude Invitational, HSBC Champions (not counting this week):

Lee Westwood	60
Sergio Garcia	57
Phil Mickelson	56
Adam Scott	52
Jim Furyk	49
Paul Casey	48
Ian Poulter	48
Ernie Els	47
Tiger Woods	46
Justin Rose	43
Zach Johnson	42
Padraig Harrington	41

Oldest winner of a World Golf Championships event:

Phil Mickelson, 2018 Mexico Championship: 47 years, 8 months, 16 days

Youngest winner of World Golf Championships event:

Patrick Reed, 2014 Mexico Championship: 23 years, 7 months, 4 days

Breakdown of Round Leaders

Year	1st-round leader	2nd-round leader	3rd-round leader	Champion (by rounds)
1999	Tiger Woods (66)	Paul Lawrie (135) Carlos Franco (135)	Tiger Woods (199)	Tiger Woods (1, T6, 1)
2000	Tiger Woods (64)	Tiger Woods (125)	Tiger Woods (192)	Tiger Woods (1, 1, 1)
2001	Jim Furyk (65) Greg Norman (65)	Jim Furyk (131)	Jim Furyk (197)	Tiger Woods (T3, T2, 2)
2002	Toshi Izawa (65) Retief Goosen (65)	Robert Allenby (132) Steve Lowery (132)	Robert Allenby (203) Craig Parry (203)	Craig Parry (T48, T8, T1)
2003	Ben Curtis (64) Sergio Garcia (64)	Chris Riley (133) David Toms (133)	Darren Clarke (201)	Darren Clarke (T3, T5, 1)
2004	Stewart Cink (63)	Stewart Cink (131)	Stewart Cink (199)	Stewart Cink (1, 1, 1)
2005	Tiger Woods (66) Vijay Singh (66) Henrik Stenson (66)	Tiger Woods (136) Luke Donald (136)	Tiger Woods (203) Kenny Perry (203)	Tiger Woods (T1, T1, T1)
2006	Adam Scott (63)	Tiger Woods (131)	Stewart Cink (201)	Tiger Woods (T4, 1, T2)
2007	Hunter Mahan (67) Rory Sabbatini (67)	Rory Sabbatini (134)	Rory Sabbatini (206)	Tiger Woods (T4, T3, T2)
2008	Retief Goosen (66)	Vijay Singh (133)	Phil Mickelson (202) Vijay Singh (202) Lee Westwood (202)	Vijay Singh (T2, 1, T1)
2009	Padraig Harrington (64)	Padraig Harrington (133)	Padraig Harrington (200)	Tiger Woods (T8, T13, 2)
2010	Bubba Watson (64)	Retief Goosen (133)	Ryan Palmer (201)	Hunter Mahan (T37, T17, T7)
2011	Adam Scott (62)	Adam Scott (132) Keegan Bradley (132) Rickie Fowler (132) Ryan Moore (132)	Adam Scott (198)	Adam Scott (1, T1, 1)
2012	Jim Furyk (63)	Jim Furyk (129)	Jim Furyk (199)	Keegan Bradley (T9, T8, 3)
2013	Webb Simpson (64)	Tiger Woods (127)	Tiger Woods (195)	Tiger Woods (T3, 1, 1)
2014	Marc Leishman (64)	Sergio Garcia (129)	Sergio Garcia (196)	Rory McIlroy (T14, T3, 2)
2015	Danny Lee (65)	Jim Furyk (132)	Jim Furyk (196) Justin Rose (196)	Shane Lowry (T22, T2, 3)
2016	William McGirt (64)	Jason Day (136)	Jason Day (205) Scott Piercy (205)	Dustin Johnson (T9, T22, T5)
2017	Thomas Pieters (65)	Jimmy Walker (133)	Zach Johnson (201) Thomas Pieters (201)	Hideki Matsuyama (T15, T3, 4)
2018	Ian Poulter (62)	Tommy Fleetwood (129) Ian Poulter (129) Justin Thomas (129)	Justin Thomas (196)	Justin Thomas (T7, T1, 1)

Top-10 Finishes at FedEx St. Jude Invitational

12	Tiger Woods	1999 (1), 2000 (1), 2001 (1), 2002 (4), 2003 (T4), 2004 (T2), 2005 (1), 2006 (1), 2007 (1), 2009 (1), 2012 (T8), 2013 (1)
10	Jim Furyk	1999 (T10), 2000 (T4), 2001 (2), 2002 (T6), 2003 (T6), 2006 (3), 2010 (T6), 2012 (T2), 2013 (T9), 2015 (T3)
6	Davis Love III	1999 (T10), 2001 (T5), 2003 (3), 2004 (T4), 2006 (T4), 2007 (T6)
	Rory McIlroy	2010 (T9), 2011 (T6), 2012 (T5), 2014 (1), 2017 (T5), 2018 (T6)
5	Rickie Fowler	2011 (T2), 2014 (T8), 2015 (T10), 2016 (T10), 2017 (9)
	Zach Johnson	2005 (T9), 2011 (T6), 2013 (T4), 2016 (T10), 2017 (2)
	Phil Mickelson	1999 (2), 2000 (T4), 2001 (T8), 2002 (T9), 2008 (T4)
	Justin Rose	2002 (5), 2007 (T2), 2012 (T5), 2014 (T4), 2015 (T3)
	Adam Scott	2006 (T10), 2010 (T9), 2011 (1), 2014 (T8), 2016 (T10)
	David Toms	2004 (T6), 2005 (T9), 2006 (T8), 2011 (T9), 2012 (T8)
4	Robert Allenby	2002 (T2), 2003 (T6), 2004 (T9), 2009 (T2)
	Stewart Cink	2000 (7), 2004 (1), 2006 (2), 2009 (T6)
	Luke Donald	2005 (T6), 2006 (T8), 2011 (T2), 2012 (T8)
	Lee Westwood	2004 (T9), 2008 (T2), 2009 (9), 2011 (T9)
3	Stuart Appleby	2001 (T5), 2004 (T9), 2008 (T2)
	Keegan Bradley	2012 (1), 2013 (T2), 2014 (T4)
	Angel Cabrera	2004 (T4), 2006 (T4), 2009 (T4)
	Paul Casey	2006 (T4), 2008 (T8), 2017 (T5)
	Darren Clarke	2001 (3), 2003 (1), 2008 (T6)
	Jason Day	2011 (T4), 2016 (T3), 2018 (T10)
	Chris DiMarco	2004 (T6), 2005 (2), 2007 (T4)
	Retief Goosen	2001 (10), 2008 (T4), 2010 (T3)
	Miguel A. Jimenez	2008 (T10), 2009 (T6), 2013 (T4)
	Matt Kuchar	2010 (T9), 2012 (T8), 2016 (T3)
	Colin Montgomerie	2000 (T8), 2001 (4), 2005 (T9)
	Vijay Singh	2003 (T6), 2005 (T3), 2008 (1)
	Steve Stricker	2009 (T6), 2010 (T9), 2012 (T2)
2	Paul Azinger	2000 (T8), 2001 (T5)
	Jason Dufner	2012 (7), 2013 (T4)
	Ernie Els	1999 (5), 2001 (T8)
	Sergio Garcia	1999 (T7), 2014 (2)
	Padraig Harrington	2009 (T2), 2010 (T9)
	Dustin Johnson	2016 (1), 2018 (T3)
	Justin Leonard	2000 (T2), 2007 (T9)
	David Lingmerth	2015 (T6), 2016 (T7)
	Peter Lonard	2007 (T4), 2008 (T6)
	Brooks Koepka	2015 (T6), 2018 (4)
	Hunter Mahan	2008 (T10), 2009 (T4)
	Jose Maria Olazabal	2000 (T10), 2005 (T9)
	Thorbjørn Olesen	2017 (T10), 2018 (T3)
	Louis Oosthuizen	2010 (T9), 2012 (4)
	Ryan Palmer	2005 (T3), 2010 (2)
	Craig Parry	1999 (T3), 2002 (1)
	Rory Sabbatini	2004 (T2), 2007 (T2)
	Charl Schwartzel	2014 (T4), 2016 (T7)
	Jordan Spieth	2015 (T10), 2016 (T3)
	Henrik Stenson	2013 (T2), 2015 (T6)
	Bo Van Pelt	2010 (T3), 2012 (T8)
1	Aaron Baddeley	2012 (T8)
	Rich Beem	2002 (T6)
	Thomas Bjorn	2000 (T10)
	Patrick Cantlay	2018 (T6)
	K.J. Choi	2012 (T8)
	Alex Cejka	2004 (T9)
	Kevin Chappell	2016 (T3)
	Tim Clark	2007 (T6)
	Luke Donald	2013 (T9)
	Brad Faxon	2003 (T9)
	Tony Finau	2018 (T10)
	Carlos Franco	1999 (T7)
	Fred Funk	2002 (T2)
	Lucas Glover	2006 (T4)
	Matt Gogel	2002 (T9)
	Branden Grace	2016 (T10)
	Bill Haas	2013 (T7)
	Adam Hadwin	2017 (T5)
	Peter Hanson	2010 (8)
	Scott Hend	2017 (T10)
	J.J. Henry	2006 (T10)
	Charley Hoffman	2017 (3)
	Charles Howell III	2004 (T9)
	David Howell	2005 (T6)
	Trevor Immelman	2003 (T9)
	Ryo Ishikawa	2011 (T4)
	Jonathan Kaye	2003 (2)
	Martin Kaymer	2013 (T9)

Top-10 Finishes at FedEx St. Jude Invitational (cont.)

K.T. Kim	2011 (T6)
Si Woo Kim	2018 (T10)
Russell Knox	2017 (T5)
Anirban Lahiri	2018 (T6)
Danny Lee	2015 (T6)
Marc Leishman	2014 (3)
Steve Lowery	2002 (8)
Shane Lowry	2015 (1)
Jeff Maggert	1999 (T7)
Graeme McDowell	2014 (T8)
Hideki Matsuyama	2017 (1)
Shigeki Maruyama	1999 (6)
Paul McGinley	2005 (T3)
William McGirt	2016 (T7)
Ryan Moore	2014 (T8)
Arron Oberholser	2006 (T10)
Sean O'Hair	2010 (5)
Jeff Overton	2010 (T6)
Kenny Perry	2005 (T6)
Scott Piercy	2016 (2)
Thomas Pieters	2017 (4)
Ian Poulter	2018 (T10)
Nick Price	1999 (T3)
Phillip Price	2000 (T2)
Patrick Reed	2014 (T4)
Chris Riley	2003 (T4)
Andres Romero	2007 (T6)
Lee Slattery	2012 (T8)
Kyle Stanley	2018 (2)
Richard Sterne	2013 (T9)
Robert Streb	2015 (5)
Hal Sutton	2000 (T2)
Hudson Swaffod	2017 (T10)
Justin Thomas	2018 (1)
D.J. Trahan	2008 (T8)
Bob Tway	2004 (T6)
Scott Verplank	2007 (T9)
Bubba Watson	2015 (T2)
Mike Weir	2009 (T10)
Aaron Wise	2018 (T6)
Chris Wood	2013 (T7)

Top-50 FedEx St. Jude Invitational Money Leaders

Name	Events	Earnings	Name	Events	Earnings	Name	Events	Earnings
1 Tiger Woods	16	\$11,150,375.00	18 Shane Lowry	4	\$1,732,500.00	35 Ángel Cabrera	11	\$1,289,150.00
2 Jim Furyk	17	3,623,666.67	19 Lee Westwood	18	1,731,458.33	36 Ryan Palmer	3	1,236,041.66
3 Rory McIlroy	8	2,769,958.33	20 Davis Love III	11	1,710,066.67	37 Kyle Stanley	3	1,225,000.00
4 Stewart Cink	12	2,761,066.66	21 Rickie Fowler	9	1,631,666.66	38 Ernie Els	15	1,203,825.00
5 Zach Johnson	15	2,665,250.01	22 Bubba Watson	9	1,602,500.00	39 Scott Piercy	3	1,145,750.00
6 Dustin Johnson	9	2,643,395.23	23 Luke Donald	10	1,591,797.61	40 Justin Leonard	11	1,116,250.00
7 Adam Scott	16	2,623,999.99	24 Henrik Stenson	11	1,545,775.00	41 David Toms	11	1,102,470.23
8 Keegan Bradley	5	2,584,500.00	25 Padraig Harrington	14	1,495,091.67	42 Miguel Angel Jiménez	12	1,074,833.34
9 Justin Rose	13	2,390,916.68	26 Chris DiMarco	7	1,489,666.67	43 Charl Schwartzel	10	1,065,250.00
10 Vijay Singh	11	2,380,250.01	27 Rory Sabbatini	8	1,488,750.00	44 Ian Poulter	14	1,057,833.33
11 Phil Mickelson	20	2,187,305.94	28 Stuart Appleby	13	1,482,983.33	45 Charley Hoffman	6	898,125.00
12 Hunter Mahan	8	2,175,750.00	29 Craig Parry	6	1,451,500.00	46 Marc Leishman	6	888,750.00
13 Darren Clarke	12	2,106,028.57	30 Paul Casey	14	1,401,783.34	47 Louis Oosthuizen	8	883,333.34
14 Hideki Matsuyama	6	2,051,916.67	31 Retief Goosen	12	1,370,583.34	48 Jordan Spieth	5	827,750.00
15 Sergio Garcia	17	2,012,911.90	32 Steve Stricker	8	1,358,016.67	49 Colin Montgomerie	9	781,750.00
16 Justin Thomas	3	1,849,562.50	33 Jason Day	9	1,339,500.00	50 Peter Lonard	7	763,150.00
17 Robert Allenby	11	1,784,383.33	34 Matt Kuchar	10	1,313,000.00			

Top-50 FedEx St. Jude Invitational Career Stroke Averages

Name	Average	Rounds	Name	Average	Rounds	Name	Average	Rounds
1 Keegan Bradley	68.15	20	18 Kevin Chappell	69.50	12	35 David Toms	69.84	44
2 Tiger Woods	68.44	63	19 Zach Johnson	69.55	60	T36 Tyrrell Hatton	69.88	8
3 Brooks Koepka	68.58	12	20 Bubba Watson	69.58	36	T36 Si Woo Kim	69.88	8
4 Rory McIlroy	68.72	32	21 Jason Day	69.59	34	T36 Daniel Berger	69.88	8
T5 Kyle Stanley	69.08	12	22 Webb Simpson	69.63	16	39 Hal Sutton	69.90	20
T5 Justin Thomas	69.08	12	23 Davis Love III	69.66	41	40 Paul Casey	69.92	52
7 Jim Furyk	69.12	68	T24 Hideki Matsuyama	69.67	24	41 Jordan Spieth	69.95	20
T8 David Lingmerth	69.13	8	T24 Dustin Johnson	69.67	36	T42 Arron Oberholser	70.00	8
T8 Tommy Fleetwood	69.13	8	26 Luke Donald	69.73	40	T42 Toshimitsu Izawa	70.00	8
T8 Kevin Stadler	69.13	8	T27 Paul Azinger	69.75	16	T42 Ryan Palmer	70.00	12
T8 Bo Van Pelt	69.13	16	T27 Ryan Moore	69.75	24	45 Hunter Mahan	70.03	32
12 Jon Rahm	69.25	8	T27 Steve Stricker	69.75	32	46 Charl Schwartzel	70.05	40
13 Rickie Fowler	69.28	36	30 Justin Rose	69.79	52	T47 Harris English	70.08	12
T14 K.T. Kim	69.33	12	31 Lucas Glover	69.80	20	T47 Stewart Cink	70.08	48
T14 Thorbjørn Olesen	69.33	12	32 Martin Laird	69.81	16	49 Patrick Reed	70.10	20
16 Steve Lowery	69.38	8	33 Chris DiMarco	69.82	28	T50 2 Tied with	70.13	
17 Matt Kuchar	69.40	40	34 Ryo Ishikawa	69.83	12			

*minimum 8 rounds

FedEx St. Jude Invitational Individual Player Records

Ahlers, Jaco (75.75)

Year	1st	2nd	3rd	4th	Total	Finish	Money
2018	68	79	77	79	303	T1	46,500.00
TOTAL							\$46,500.00

Allan, Steve (71.50)

Year	1st	2nd	3rd	4th	Total	Finish	Money
2003	74	68	76	68	286	T46	31,500.00
TOTAL							\$31,500.00

Allenby, Robert (70.43)

Year	1st	2nd	3rd	4th	Total	Finish	Money
2000	69	69	70	67	275	T12	110,500.00
2001	68	67	75	72	282	T23	58,000.00
2002	69	63	71	69	272	T2	410,000.00
2003	69	69	68	69	275	T6	163,333.33
2004	71	67	69	69	276	T9	116,000.00
2006	71	71	68	71	281	T22	68,000.00
2007	76	74	82	80	312	81	31,000.00
2008	71	70	70	68	279	T20	71,000.00
2009	68	69	69	66	272	T2	665,000.00
2011	70	73	70	70	283	T48	49,300.00
2012	73	79	72	68	292	69	42,250.00
TOTAL							\$1,784,383.33

Ames, Stephen (70.85)

Year	1st	2nd	3rd	4th	Total	Finish	Money
2004	69	70	69	73	281	T22	65,000.00
2005	74	71	68	73	286	T36	52,000.00
2006	69	70	71	70	280	T18	77,000.00
2007	71	73	71	72	287	T22	66,250.00
2008	69	71	71	72	283	T48	44,250.00
TOTAL							\$304,500.00

An, Byeong Hun (72.08)

Year	1st	2nd	3rd	4th	Total	Finish	Money
2015	77	68	70	74	289	T57	45,750.00
2016	76	71	71	74	292	T49	60,500.00
2018	68	72	75	69	284	T57	52,750.00
TOTAL							\$159,000.00

Aphibarnrat, Kiradech (71.67)

Year	1st	2nd	3rd	4th	Total	Finish	Money
2013	69	68	73	75	285	T40	61,500.00
2016	70	76	77	72	295	53	57,000.00
2018	70	70	69	71	280	T31	74,750.00
TOTAL							\$193,250.00

Appleby, Stuart (70.94)

Year	1st	2nd	3rd	4th	Total	Finish	Money
1999	72	70	72	70	284	T23	58,000.00
2000	67	70	70	73	280	T20	68,333.33
2001	70	64	70	70	274	T5	201,666.67
2002	70	72	74	70	286	T42	35,000.00
2003	70	75	68	73	286	T46	31,500.00
2004	69	70	69	68	276	T9	116,000.00
2005	68	70	67	74	279	T13	94,400.00
2006	76	75	76	69	296	T71	31,750.00
2007	68	74	69	74	285	T14	86,583.33
2008	70	66	67	68	271	T2	635,000.00
2009	74	68	69	75	286	T51	46,500.00
2010	74	72	70	71	287	T63	42,250.00
2011	73	76	78	72	299	76	36,000.00
TOTAL							\$1,482,983.33

Armour III, Tommy (72.00)

Year	1st	2nd	3rd	4th	Total	Finish	Money
2004	76	72	70	70	288	T50	38,000.00
TOTAL							\$38,000.00

Atwal, Arjun (72.00)

Year	1st	2nd	3rd	4th	Total	Finish	Money
2011	68	73	71	76	288	T63	42,250.00
TOTAL							\$42,250.00

Austin, Woody (71.44)

Year	1st	2nd	3rd	4th	Total	Finish	Money
2005	73	68	77	68	286	T36	52,000.00
2007	74	77	68	76	295	T56	39,500.00
2008	71	70	72	71	284	T52	42,250.00
2009	69	68	69	72	278	T15	91,125.00
TOTAL							\$224,875.00

Azinger, Paul (69.75)

Year	1st	2nd	3rd	4th	Total	Finish	Money
2000	68	70	70	65	273	T8	147,500.00
2001	67	70	65	72	274	T5	201,666.66
2002	68	72	73	72	285	T38	37,250.00
2003	72	69	67	76	284	T39	35,500.00
TOTAL							\$421,916.66

Baddeley, Aaron (70.25)

Year	1st	2nd	3rd	4th	Total	Finish	Money
2006	73	74	69	73	289	T54	39,500.00
2007	70	74	67	75	286	T20	75,500.00
2008	79	69	66	68	282	T43	46,600.00
2011	68	70	69	65	272	T11	117,333.34
2012	73	66	71	66	276	T8	128,750.00
TOTAL							\$407,683.34

Bae, Sangmoon (72.42)

Year	1st	2nd	3rd	4th	Total	Finish	Money
2012	72	66	76	76	290	66	43,000.00
2013	73	73	70	72	288	T53	48,875.00
2015	71	75	73	72	291	T63	43,875.00
TOTAL							\$135,750.00

Bateman, Brian (74.75)

Year	1st	2nd	3rd	4th	Total	Finish	Money
2007	77	75	72	75	299	T74	32,625.00
TOTAL							\$32,625.00

Beckman, Cameron (72.25)

Year	1st	2nd	3rd	4th	Total	Finish	Money
2009	71	71	72	75	289	T64	40,750.00
TOTAL							\$40,750.00

Beem, Rich (70.88)

Year	1st	2nd	3rd	4th	Total	Finish	Money
2002	74	67	67	67	275	T6	150,000.00
2003	69	69	78	76	292	T67	24,625.00
TOTAL							\$174,625.00

Begay III, Notah (71.33)

Year	1st	2nd	3rd	4th	Total	Finish	Money
2000	74	66	69	70	279	T17	83,000.00
2001	77	71	72	69	289	T31	38,000.00
2002	70	77	70	71	288	T52	31,250.00
TOTAL							\$152,250.00

Bekker, Oliver (75.50)

Year	1st	2nd	3rd	4th	Total	Finish	Money
2012	77	72	76	77	302	75	40,750.00
TOTAL							\$40,750.00

Berger, Daniel (69.88)

Year	1st	2nd	3rd	4th	Total	Finish	Money
2017	71	68	68	70	277	T17	95,500.00
2018	67	71	71	73	282	T48	59,250.00
TOTAL							\$154,750.00

Bickerton, John (73.50)

Year	1st	2nd	3rd	4th	Total	Finish	Money
2006	74	75	70	75	294	T66	34,250.00
TOTAL							\$34,250.00

Björk, Alexander (70.50)

Year	1st	2nd	3rd	4th	Total	Finish	Money
2018	69	71	71	71	282	T48	59,250.00
TOTAL							\$59,250.00

FedEx St. Jude Invitational Individual Player Records (cont.)

Bjørn, Thomas (70.88)

Year	1st	2nd	3rd	4th	Total	Finish	Money
2000	69	69	70	66	274	T10	125,000.00
2001	66	79	73	71	289	T31	38,000.00
2002	68	69	72	70	279	T15	60,875.00
2003	72	72	75	71	290	T61	26,250.00
2005	70	67	72	71	280	18	83,000.00
2006	72	67	67	74	280	T18	77,000.00
2011	66	72	75	79	292	T68	39,250.00
2012	71	70	74	68	283	T40	59,000.00
2014	69	68	69	69	275	T15	97,500.00
2015	70	75	73	75	293	69	42,750.00
TOTAL							\$648,625.00

Blixt, Jonas (72.38)

Year	1st	2nd	3rd	4th	Total	Finish	Money
2013	70	75	73	72	290	T59	45,750.00
2014	75	72	69	73	289	T58	46,500.00
TOTAL							\$92,250.00

Bohn, Jason (72.25)

Year	1st	2nd	3rd	4th	Total	Finish	Money
2010	71	68	73	77	289	T65	40,750.00
TOTAL							\$40,750.00

Bourdy, Grégory (72.50)

Year	1st	2nd	3rd	4th	Total	Finish	Money
2010	68	72	74	76	290	T69	39,250.00
TOTAL							\$39,250.00

Bowditch, Steven (72.25)

Year	1st	2nd	3rd	4th	Total	Finish	Money
2014	69	71	73	69	282	44	59,000.00
2015	73	69	63	72	277	T12	126,000.00
2016	82	72	80	74	308	58	52,000.00
TOTAL							\$237,000.00

Bradley, Keegan (68.15)

Year	1st	2nd	3rd	4th	Total	Finish	Money
2011	67	65	68	74	274	T15	95,500.00
2012	67	69	67	64	267	1	1,400,000.00
2013	66	68	71	67	272	T2	692,500.00
2014	68	67	67	69	271	T4	308,000.00
2015	69	70	69	71	279	T17	88,500.00
TOTAL							\$2,584,500.00

Brazel, Sam (71.25)

Year	1st	2nd	3rd	4th	Total	Finish	Money
2017	74	70	71	70	285	T47	57,000.00
TOTAL							\$57,000.00

Brown, Mark (75.25)

Year	1st	2nd	3rd	4th	Total	Finish	Money
2008	80	75	76	70	301	80	31,000.00
TOTAL							\$31,000.00

Browne, Olin (72.00)

Year	1st	2nd	3rd	4th	Total	Finish	Money
2006	68	75	70	75	288	T50	41,750.00
TOTAL							\$41,750.00

Bryan, Wesley (71.00)

Year	1st	2nd	3rd	4th	Total	Finish	Money
2017	72	72	73	67	284	T44	60,000.00
TOTAL							\$60,000.00

Bryant, Bart (72.00)

Year	1st	2nd	3rd	4th	Total	Finish	Money
2005	74	73	67	70	284	T28	60,200.00
2006	72	83	69	68	292	T62	36,000.00
TOTAL							\$96,200.00

Burns, Bob (73.50)

Year	1st	2nd	3rd	4th	Total	Finish	Money
2003	74	70	75	75	294	T77	22,000.00
TOTAL							\$22,000.00

Byrd, Jonathan (72.17)

Year	1st	2nd	3rd	4th	Total	Finish	Money
2003	71	77	73	72	293	T71	23,375.00
2011	67	74	75	70	286	T59	43,750.00
2012	73	73	69	72	287	T55	46,500.00
TOTAL							\$113,625.00

Cabrera, Ángel (70.23)

Year	1st	2nd	3rd	4th	Total	Finish	Money
2002	72	70	70	68	280	T19	50,400.00
2003	70	71	70	70	281	T23	48,000.00
2004	69	70	67	68	274	T4	282,500.00
2005	75	74	67	71	287	T41	47,000.00
2006	70	68	70	65	273	T4	246,250.00
2007	73	76	74	75	298	T69	33,500.00
2008	72	73	68	68	281	T36	52,000.00
2009	70	68	68	67	273	T4	332,000.00
2010	71	68	67	74	280	T33	63,500.00
2013	72	68	70	74	284	T38	64,500.00
2014	73	68	70	68	279	T31	69,500.00
TOTAL							\$1,289,150.00

Cabrera Bello, Rafa (70.83)

Year	1st	2nd	3rd	4th	Total	Finish	Money
2012	66	65	77	73	281	T29	68,000.00
2017	76	73	75	70	294	72	44,500.00
2018	68	67	69	71	275	T17	104,250.00
TOTAL							\$216,750.00

Calcavecchia, Mark (72.46)

Year	1st	2nd	3rd	4th	Total	Finish	Money
1999	68	69	73	70	280	T12	109,000.00
2001	72	69	72	79	292	T36	30,000.00
2002	74	81	75	69	299	74	26,000.00
2003	70	68	73	77	288	T53	28,150.00
2006	75	72	77	71	295	T68	33,000.00
2007	68	72	76	69	285	T14	86,583.34
TOTAL							\$312,733.34

Campbell, Chad (71.69)

Year	1st	2nd	3rd	4th	Total	Finish	Money
2003	73	71	72	72	288	T53	28,150.00
2004	74	74	71	75	294	T69	29,250.00
2005	72	72	69	72	285	T33	56,000.00
2006	68	76	72	72	288	T50	41,750.00
2007	73	73	77	79	302	T77	31,750.00
2008	68	71	68	70	277	T14	95,500.00
2009	71	68	69	69	277	T11	112,500.00
2010	67	73	73	70	283	T46	50,214.29
TOTAL							\$445,114.29

Campbell, Michael (71.71)

Year	1st	2nd	3rd	4th	Total	Finish	Money
2000	71	69	70	68	278	T15	95,500.00
2001	71	71	75	72	289	T31	38,000.00
2002	70	69	70	69	278	T11	78,750.00
2003	74	71	70	78	293	T71	23,375.00
2005	72	74	78	74	298	68	33,000.00
2006	67	71	70	71	279	17	82,000.00
2007	71	74	72	76	293	T46	44,500.00
TOTAL							\$395,125.00

Cantlay, Patrick (68.00)

Year	1st	2nd	3rd	4th	Total	Finish	Money
2018	64	72	68	68	272	T6	241,375.00
TOTAL							\$241,375.00

Casey, Paul (69.92)

Year	1st	2nd	3rd	4th	Total	Finish	Money
2003	72	66	71	70	279	T17	59,250.00
2004	72	70	68	68	278	T16	79,333.34
2005	75	68	67	71	281	T19	77,000.00
2006	69	69	64	71	273	T4	246,250.00
2007	67	73	76	78	294	T51	42,000.00
2008	70	71	68	65	274	T8	162,500.00
2010	68	68	73	70	279	T22	72,000.00
2011	73	71	71	67	282	T45	53,000.00
2013	70	70	73	69	282	T27	73,500.00
2015	68	73	71	67	279	T17	88,500.00
2016	70	72	72	68	282	T16	105,200.00
2017	70	69	67	67	273	T5	268,500.00
2018	68	71	71	70	280	T31	74,750.00
TOTAL							\$1,401,783.34

FedEx St. Jude Invitational Individual Player Records (cont.)

Cayeux, Marc (72.25)

Year	1st	2nd	3rd	4th	Total	Finish	Money
2005	71	75	71	72	289	T49	42,250.00
TOTAL							\$42,250.00

Cejka, Alex (70.13)

Year	1st	2nd	3rd	4th	Total	Finish	Money
2003	72	68	71	74	285	T42	33,750.00
2004	72	67	71	66	276	T9	116,000.00
TOTAL							\$149,750.00

Cévaër, Christian (71.50)

Year	1st	2nd	3rd	4th	Total	Finish	Money
2009	75	70	71	70	286	T51	46,500.00
TOTAL							\$46,500.00

Chalmers, Greg (71.75)

Year	1st	2nd	3rd	4th	Total	Finish	Money
2012	71	75	71	70	287	T55	46,500.00
TOTAL							\$46,500.00

Chappell, Kevin (69.50)

Year	1st	2nd	3rd	4th	Total	Finish	Money
2016	71	70	69	67	277	T3	449,250.00
2017	72	67	68	69	276	T13	123,500.00
2018	71	72	68	70	281	T39	66,250.00
TOTAL							\$639,000.00

Choi, K.J. (70.93)

Year	1st	2nd	3rd	4th	Total	Finish	Money
2002	73	67	73	67	280	T19	50,400.00
2003	73	71	71	73	288	T53	28,150.00
2004	71	73	69	77	290	T58	34,500.00
2005	71	76	69	74	290	T51	40,250.00
2006	75	70	67	69	281	T22	68,000.00
2007	71	73	69	71	284	T11	115,333.33
2008	73	67	70	68	278	T16	82,625.00
2009	74	72	73	66	285	T45	51,500.00
2010	70	73	72	68	283	T46	50,214.29
2011	74	71	70	71	286	T59	43,750.00
2012	71	72	67	66	276	T8	128,750.00
TOTAL							\$693,472.62

Chopra, Daniel (69.25)

Year	1st	2nd	3rd	4th	Total	Finish	Money
2008	67	74	66	70	277	T14	95,500.00
TOTAL							\$95,500.00

Cink, Stewart (70.08)

Year	1st	2nd	3rd	4th	Total	Finish	Money
2000	72	69	68	63	272	7	170,000.00
2001	69	67	70	72	278	T13	100,500.00
2002	73	71	73	70	287	T47	32,550.00
2003	70	71	74	75	290	T61	26,250.00
2004	63	68	68	70	269	1	1,200,000.00
2005	72	72	73	70	287	T41	47,000.00
2006	70	67	64	69	270	2	750,000.00
2007	79	67	76	73	295	T56	39,500.00
2008	68	68	74	72	282	T43	46,600.00
2009	69	69	68	68	274	T6	214,333.33
2010	72	69	70	67	278	T19	81,333.33
2011	66	70	71	75	282	T45	53,000.00
TOTAL							\$2,761,066.66

Clark, Tim (71.72)

Year	1st	2nd	3rd	4th	Total	Finish	Money
2003	73	69	73	76	291	T64	25,500.00
2004	71	70	72	74	287	T48	39,750.00
2005	71	75	72	72	290	T51	40,250.00
2006	68	75	80	77	300	74	31,250.00
2007	71	70	72	69	282	T6	202,000.00
2008	67	71	71	70	279	T20	71,000.00
2009	66	68	73	74	281	T29	67,000.00
2010	70	72	75	69	286	T58	44,000.00
2014	72	73	70	71	286	T50	52,500.00
TOTAL							\$573,250.00

Clarke, Darren (70.23)

Year	1st	2nd	3rd	4th	Total	Finish	Money
1999	73	72	69	75	289	T36	31,500.00
2000	66	71	71	71	279	T17	83,000.00
2001	66	68	68	69	271	3	375,000.00
2002	66	74	68	72	280	T19	50,400.00
2003	65	70	66	67	268	1	1,050,000.00
2004	71	70	68	68	277	T14	87,500.00
2005	76	68	72	68	284	T28	60,200.00
2007	70	76	76	75	297	T67	34,750.00
2008	70	71	65	67	273	T6	220,000.00
2009	71	70	70	69	280	T22	74,428.57
2011	77	74	69	72	292	T68	39,250.00
TOTAL							\$2,106,028.57

Coceres, José (75.00)

Year	1st	2nd	3rd	4th	Total	Finish	Money
2002	69	71	76	84	300	T75	25,625.00
TOTAL							\$25,625.00

Coetzee, George (70.75)

Year	1st	2nd	3rd	4th	Total	Finish	Money
2016	71	72	71	69	283	T21	91,000.00
TOTAL							\$91,000.00

Colsaerts, Nicolas (71.75)

Year	1st	2nd	3rd	4th	Total	Finish	Money
2012	73	68	74	70	285	T45	53,000.00
2013	72	70	74	73	289	T57	47,250.00
TOTAL							\$100,250.00

Coltart, Andrew (70.88)

Year	1st	2nd	3rd	4th	Total	Finish	Money
1999	71	71	69	77	288	T33	34,000.00
2000	69	69	69	72	279	T17	83,000.00
TOTAL							\$117,000.00

Cook, Austin (70.75)

Year	1st	2nd	3rd	4th	Total	Finish	Money
2018	73	69	71	70	283	T53	54,875.00
TOTAL							\$54,875.00

Cook, John (70.75)

Year	1st	2nd	3rd	4th	Total	Finish	Money
2002	70	74	69	70	283	T28	41,250.00
TOTAL							\$41,250.00

Couch, Chris (73.75)

Year	1st	2nd	3rd	4th	Total	Finish	Money
2006	72	74	72	77	295	T68	33,000.00
TOTAL							\$33,000.00

Couples, Fred (70.68)

Year	1st	2nd	3rd	4th	Total	Finish	Money
1999	71	70	63	77	281	T15	88,000.00
2003	67	71	71	71	280	T21	52,500.00
2004	72	68	69	74	283	T32	51,000.00
2005	71	74	70	69	284	T28	60,200.00
2006	73	71	71		215	W/D	0.00
TOTAL							\$251,700.00

Crane, Ben (71.30)

Year	1st	2nd	3rd	4th	Total	Finish	Money
2003	71	75	68	71	285	T42	33,750.00
2005	74	75	71	73	293	T58	36,500.00
2006	73	67	70	68	278	16	85,000.00
2010	71	70	72	73	286	T58	44,000.00
2012	66	75			141	W/D	0.00
2014	73	70			143	W/D	0.00
TOTAL							\$199,250.00

Cullen, Nick (75.25)

Year	1st	2nd	3rd	4th	Total	Finish	Money
2015	77	74	75	75	301	T75	41,125.00
TOTAL							\$41,125.00

FedEx St. Jude Invitational Individual Player Records (cont.)

Edfors, Johan (73.00)

Year	1st	2nd	3rd	4th	Total	Finish	Money
2006	75	76	71	70	292	T62	36,000.00
TOTAL							\$36,000.00

Edwards, Joel (71.75)

Year	1st	2nd	3rd	4th	Total	Finish	Money
2002	73	73	71	70	287	T47	32,550.00
TOTAL							\$32,550.00

Elkington, Steve (72.38)

Year	1st	2nd	3rd	4th	Total	Finish	Money
1999	70	74	71	76	291	39	29,000.00
2001	73	68	73	68	282	T23	58,000.00
2002	76	77	74	69	296	T68	27,250.00
2005	72	76	75	66	289	T49	42,250.00
TOTAL							\$156,500.00

Els, Ernie (70.30)

Year	1st	2nd	3rd	4th	Total	Finish	Money
1999	71	69	67	69	276	5	234,000.00
2000	67	71	69	68	275	T12	110,500.00
2001	67	70	66	72	275	T8	147,500.00
2002	71	67	67	74	279	T15	60,875.00
2003	67	70	71	71	279	T17	59,250.00
2004	72	77	72	72	293	T65	30,750.00
2006	68	67	70	78	283	T31	56,000.00
2007	70	77	72	68	287	T22	66,250.00
2008	69	74	69	68	280	T27	60,000.00
2009	71	72	70	68	281	T29	67,000.00
2010	69	70	64	76	279	T22	72,000.00
2011	71	71	71	68	281	T37	58,500.00
2012	73	73	68	71	285	T45	53,000.00
2013	71	72	70	74	287	T48	53,000.00
2014	71	69	70	68	278	T26	75,200.00
TOTAL							\$1,203,825.00

English, Harris (70.08)

Year	1st	2nd	3rd	4th	Total	Finish	Money
2013	70	68	72	68	278	T14	102,666.67
2014	69	69	68	73	279	T31	69,500.00
2016	69	73	74	68	284	T27	80,666.67
TOTAL							\$252,833.34

Ernst, Derek (72.25)

Year	1st	2nd	3rd	4th	Total	Finish	Money
2013	73	76	71	69	289	T57	47,250.00
TOTAL							\$47,250.00

Estes, Bob (70.75)

Year	1st	2nd	3rd	4th	Total	Finish	Money
2002	71	71	69	69	280	T19	50,400.00
2003	68	74	70	74	286	T46	31,500.00
TOTAL							\$81,900.00

Every, Matt (72.75)

Year	1st	2nd	3rd	4th	Total	Finish	Money
2014	74	68	73	69	284	T47	55,500.00
2015	72	77	76	73	298	T74	41,500.00
TOTAL							\$97,000.00

Faldo, Nick (73.75)

Year	1st	2nd	3rd	4th	Total	Finish	Money
2003	74	67	79	75	295	T82	21,125.00
TOTAL							\$21,125.00

Fasth, Niclas (71.71)

Year	1st	2nd	3rd	4th	Total	Finish	Money
2001	74	67	68	72	281	T21	66,000.00
2002	73	68	79	70	290	T58	29,500.00
2003	67	76	74	72	289	T58	27,000.00
2004	75	68	70	79	292	T61	32,750.00
2005	72	72	70	71	285	T33	56,000.00
2007	75	73	70	69	287	T22	66,250.00
2008	71	71	72	70	284	T52	42,250.00
TOTAL							\$319,750.00

Faxon, Brad (70.81)

Year	1st	2nd	3rd	4th	Total	Finish	Money
2002	71	72	71	77	291	T63	28,625.00
2003	68	67	70	71	276	T9	116,750.00
2004	72	72	69	70	283	T32	51,000.00
2006	69	69	75	70	283	T31	56,000.00
TOTAL							\$252,375.00

Fernandez-Castaño, Gonzalo (72.70)

Year	1st	2nd	3rd	4th	Total	Finish	Money
2006	74	76	81	70	301	T75	31,000.00
2009	70	71	73	77	291	T70	38,250.00
2012	71	73	70	73	287	T55	46,500.00
2013	70	74	68	72	284	T38	64,500.00
2014	79	71	67	74	291	T62	45,000.00
TOTAL							\$225,250.00

Ferrie, Kenneth (70.25)

Year	1st	2nd	3rd	4th	Total	Finish	Money
2005	71	70	73	67	281	T19	77,000.00
TOTAL							\$77,000.00

Finau, Tony (68.25)

Year	1st	2nd	3rd	4th	Total	Finish	Money
2018	68	66	71	68	273	T10	160,875.00
TOTAL							\$160,875.00

Finch, Richard (70.25)

Year	1st	2nd	3rd	4th	Total	Finish	Money
2008	69	75	70	67	281	T36	52,000.00
TOTAL							\$52,000.00

Fisher, Ross (70.50)

Year	1st	2nd	3rd	4th	Total	Finish	Money
2008	69	73	70	73	285	T56	40,000.00
2009	70	71	70	72	283	T43	56,000.00
2010	70	68	74	71	283	T46	50,214.28
2017	67	72	71	74	284	T44	60,000.00
2018	67	68	71	69	275	T17	104,250.00
TOTAL							\$310,464.28

Fitzpatrick, Matthew (71.00)

Year	1st	2nd	3rd	4th	Total	Finish	Money
2017	73	71	71	71	286	T50	51,250.00
2018	66	70	73	73	282	T48	59,250.00
TOTAL							\$110,500.00

Fleetwood, Tommy (69.13)

Year	1st	2nd	3rd	4th	Total	Finish	Money
2017	70	68	70	71	279	T28	73,562.50
2018	66	63	74	71	274	T14	128,250.00
TOTAL							\$201,812.50

Flechsch, Steve (70.58)

Year	1st	2nd	3rd	4th	Total	Finish	Money
2003	71	67	67	72	277	T11	91,666.66
2004	75	70	71	71	287	T48	39,750.00
2008	70	70	73	70	283	T48	44,250.00
TOTAL							\$175,666.66

Forsman, Dan (69.25)

Year	1st	2nd	3rd	4th	Total	Finish	Money
2003	69	68	70	70	277	T11	91,666.67
TOTAL							\$91,666.67

Fowler, Rickie (69.28)

Year	1st	2nd	3rd	4th	Total	Finish	Money
2010	68	73	69	70	280	T33	63,500.00
2011	68	64	69	66	267	T2	665,000.00
2012	70	80	69	69	288	T60	44,500.00
2013	67	71	70	73	281	T21	81,166.66
2014	67	67	72	67	273	T8	170,000.00
2015	67	72	70	67	276	T10	149,500.00
2016	68	73	72	67	280	T10	167,750.00
2017	70	71	67	66	274	T9	186,000.00
2018	63	74	65	73	275	T17	104,250.00
TOTAL							\$1,631,666.66

FedEx St. Jude Invitational Individual Player Records (cont.)

Franco, Carlos (70.90)

Year	1st	2nd	3rd	4th	Total	Finish	Money
1999	68	67	70	73	278	T7	154,000.00
2000	66	77	72	69	284	T27	44,000.00
2001	68	71	68	73	280	T20	73,000.00
2002	75	72	67	72	286	T42	35,000.00
2004	69	73	75	73	290	T58	34,500.00
TOTAL							\$340,500.00

Fraser, Marcus (71.63)

Year	1st	2nd	3rd	4th	Total	Finish	Money
2010	72	72	68	74	286	T58	44,000.00
2016	73	73	69	72	287	T38	71,000.00
TOTAL							\$115,000.00

Frazar, Harrison (72.75)

Year	1st	2nd	3rd	4th	Total	Finish	Money
2011	72	72	77	70	291	T66	40,750.00
TOTAL							\$40,750.00

Fujimoto, Yoshinori (72.00)

Year	1st	2nd	3rd	4th	Total	Finish	Money
2012	73	74	71	70	288	T60	44,500.00
TOTAL							\$44,500.00

Fulke, Pierre (72.56)

Year	1st	2nd	3rd	4th	Total	Finish	Money
2001	73	71	65	70	279	T17	83,000.00
2002	69	73	73	71	286	T42	35,000.00
2003	72	72	75	73	292	T67	24,625.00
2004	73	77	78	76	304	T75	26,500.00
TOTAL							\$169,125.00

Funk, Fred (71.33)

Year	1st	2nd	3rd	4th	Total	Finish	Money
2002	68	68	68	68	272	T2	410,000.00
2003	72	62	72	72	278	T14	75,000.00
2004	69	75	71	77	292	T61	32,750.00
2005	74	71	69	73	287	T41	47,000.00
2006	72	70	72	71	285	T42	46,166.67
2007	75	74	74	75	298	T69	33,500.00
TOTAL							\$644,416.67

Furyk, Jim (69.12)

Year	1st	2nd	3rd	4th	Total	Finish	Money
1999	67	72	69	71	279	T10	129,000.00
2000	65	69	69	68	271	T4	243,333.34
2001	65	66	66	71	268	T2	500,000.00
2002	70	67	68	70	275	T6	150,000.00
2003	69	69	68	69	275	T6	163,333.33
2004	68	72	71	70	281	T22	65,000.00
2005	72	73	68	69	282	T24	69,000.00
2006	69	65	69	68	271	T3	450,000.00
2008	68	69	71	72	280	T27	60,000.00
2009	73	71	73	69	286	T51	46,500.00
2010	72	68	69	64	273	T6	227,500.00
2011	73	69	67	69	278	T23	75,250.00
2012	63	66	70	69	268	T2	665,000.00
2013	67	69	72	68	276	T9	145,750.00
2014	69	68	69	69	275	T15	97,500.00
2015	66	66	69	72	273	T3	470,000.00
2016	74	72	70	73	289	T42	66,500.00
TOTAL							\$3,623,666.67

Gainey, Tommy (73.25)

Year	1st	2nd	3rd	4th	Total	Finish	Money
2013	74	71	76	72	293	T65	42,800.00
TOTAL							\$42,800.00

Gallacher, Stephen (71.94)

Year	1st	2nd	3rd	4th	Total	Finish	Money
2005	74	74	75	70	293	T58	36,500.00
2013	74	74	67	71	286	T44	57,500.00
2014	74	71	69	70	284	T47	55,500.00
2015	77	67	71	73	288	T56	47,000.00
TOTAL							\$196,500.00

Gamez, Robert (70.00)

Year	1st	2nd	3rd	4th	Total	Finish	Money
2006	70	67	72	71	280	T18	77,000.00
TOTAL							\$77,000.00

Garcia, Sergio (70.25)

Year	1st	2nd	3rd	4th	Total	Finish	Money
1999	67	70	69	72	278	T7	154,000.00
2002	68	73	76	73	290	T58	29,500.00
2003	64	76	69	73	282	T30	43,000.00
2004	68	70	70	70	278	T16	79,333.33
2005	68	70	67	74	279	T13	94,400.00
2006	69	73	68	71	281	T22	68,000.00
2007	71	77	71	67	286	T20	75,500.00
2008	69	72	68	72	281	T36	52,000.00
2009	68	72	70	70	280	T22	74,428.57
2010	70	70	69	70	279	T22	72,000.00
2011	68	72	72	72	284	T53	46,500.00
2012	67	72	71	71	281	T29	68,000.00
2013	71	76	70	68	285	T40	61,500.00
2014	68	61	67	71	267	T2	900,000.00
2015	71	67	72	73	283	T37	63,000.00
2017	72	71	72	67	282	T39	65,500.00
2018	70	69	67	75	281	T39	66,250.00
TOTAL							\$2,012,911.90

Garrido, Ignacio (73.50)

Year	1st	2nd	3rd	4th	Total	Finish	Money
2003	74	74	72	74	294	T77	22,000.00
TOTAL							\$22,000.00

Gay, Brian (74.50)

Year	1st	2nd	3rd	4th	Total	Finish	Money
2009	75	74	76	79	304	T79	35,500.00
2013	72	70	75	75	292	T63	44,250.00
TOTAL							\$79,750.00

Geiberger, Brent (72.00)

Year	1st	2nd	3rd	4th	Total	Finish	Money
2005	70	76	69	73	288	T46	43,500.00
TOTAL							\$43,500.00

Glover, Lucas (69.80)

Year	1st	2nd	3rd	4th	Total	Finish	Money
2006	66	69	69	69	273	T4	246,250.00
2008	70	75	72	70	287	T63	37,000.00
2009	69	69	68	73	279	T19	83,000.00
2010	70	66	70	73	279	T22	72,000.00
2011	68	68	72	70	278	T23	75,250.00
TOTAL							\$513,500.00

Gogel, Matt (69.25)

Year	1st	2nd	3rd	4th	Total	Finish	Money
2002	68	69	68	72	277	T9	105,000.00
TOTAL							\$105,000.00

Goggin, Mathew (70.00)

Year	1st	2nd	3rd	4th	Total	Finish	Money
2009	73	71	68	68	280	T22	74,428.58
TOTAL							\$74,428.58

Golding, Philip (72.50)

Year	1st	2nd	3rd	4th	Total	Finish	Money
2003	76	69	73	72	290	T61	26,250.00
TOTAL							\$26,250.00

Gómez, Fabián (72.75)

Year	1st	2nd	3rd	4th	Total	Finish	Money
2015	75	72	73	72	292	T67	43,125.00
2016	74	73	72	71	290	T46	63,000.00
TOTAL							\$106,125.00

Gonzalez, Ricardo (71.38)

Year	1st	2nd	3rd	4th	Total	Finish	Money
2002	71	72	68	72	283	T28	41,250.00
2004	73	75	70	70	288	T50	38,000.00
TOTAL							\$79,250.00

FedEx St. Jude Invitational Individual Player Records (cont.)

Goosen, Retief (70.31)

Year	1st	2nd	3rd	4th	Total	Finish	Money
2000	69	74	73	67	283	T24	52,333.34
2001	72	69	64	71	276	10	131,000.00
2002	65	68	74	71	278	T11	78,750.00
2003	67	69	69	74	279	T17	59,250.00
2005	77	73	73	70	293	T58	36,500.00
2006	71	73	74	69	287	T48	43,250.00
2007	74	73	72	77	296	T61	36,750.00
2008	66	71	68	67	272	T4	310,000.00
2009	71	67	71	72	281	T29	67,000.00
2010	67	66	73	65	271	T3	412,500.00
2011	72	68	68	70	278	T23	75,250.00
2012	67	72	73	69	281	T29	68,000.00
TOTAL							\$1,370,583.34

Gore, Jason (71.00)

Year	1st	2nd	3rd	4th	Total	Finish	Money
2006	65	76	73	70	284	T36	50,500.00
TOTAL							\$50,500.00

Goya, Tano (75.50)

Year	1st	2nd	3rd	4th	Total	Finish	Money
2014	76	77	71	78	302	72	42,000.00
TOTAL							\$42,000.00

Goydos, Paul (74.75)

Year	1st	2nd	3rd	4th	Total	Finish	Money
2007	69	76	73	81	299	T74	32,625.00
TOTAL							\$32,625.00

Grace, Branden (70.61)

Year	1st	2nd	3rd	4th	Total	Finish	Money
2012	72	70	66	74	282	T36	62,500.00
2013	70	75	70	78	293	T65	42,800.00
2014	69	71	67	70	277	T23	82,000.00
2015	73	69	67	70	279	T17	88,500.00
2016	69	72	71	68	280	T10	167,750.00
2017	71	69	71	68	279	T28	73,562.50
2018	73	74	71	69	287	T63	49,750.00
TOTAL							\$566,862.50

Green, Nathan (72.25)

Year	1st	2nd	3rd	4th	Total	Finish	Money
2009	74	71	74	70	289	T64	40,750.00
TOTAL							\$40,750.00

Green, Richard (71.69)

Year	1st	2nd	3rd	4th	Total	Finish	Money
2005	76	78	69	73	296	67	33,500.00
2007	73	73	68	74	288	T30	58,000.00
2008	72	73	70	67	282	T43	46,600.00
2011	69	68	74	70	281	T37	58,500.00
TOTAL							\$196,600.00

Grillo, Emiliano (71.25)

Year	1st	2nd	3rd	4th	Total	Finish	Money
2016	67	71	71	72	281	T14	129,000.00
2017	72	71	73	70	286	T50	51,250.00
2018	72	70	68	78	288	T66	48,500.00
TOTAL							\$228,750.00

Haas, Bill (70.31)

Year	1st	2nd	3rd	4th	Total	Finish	Money
2010	73	66	71	70	280	T33	63,500.00
2011	72	72	70	74	288	T63	42,250.00
2012	67	71	70	70	278	T19	82,000.00
2013	67	68	69	71	275	T7	205,000.00
2014	71	69	69	72	281	T41	61,000.00
2015	74	69	67	70	280	T25	74,666.66
2016	74	72	71	70	287	T38	71,000.00
2017	70	70	72	69	281	T36	68,000.00
TOTAL							\$667,416.66

Haas, Jay (70.33)

Year	1st	2nd	3rd	4th	Total	Finish	Money
2003	72	69	73	65	279	T17	59,250.00
2004	70	69	71	74	284	T41	45,500.00
2005	76	69	67	69	281	T19	77,000.00
TOTAL							\$181,750.00

Hadwin, Adam (68.25)

Year	1st	2nd	3rd	4th	Total	Finish	Money
2017	68	69	67	69	273	T5	268,500.00
TOTAL							\$268,500.00

Haeggman, Joakim (80.00)

Year	1st	2nd	3rd	4th	Total	Finish	Money
2004	80				80	W/D	0.00
TOTAL							\$0.00

Hahn, James (71.50)

Year	1st	2nd	3rd	4th	Total	Finish	Money
2015	70	70	74	70	284	T42	59,000.00
2016	75	72	72	69	288	41	69,000.00
TOTAL							\$128,000.00

Haig, Anton (75.50)

Year	1st	2nd	3rd	4th	Total	Finish	Money
2007	77	75	71	79	302	T77	31,750.00
TOTAL							\$31,750.00

Hamilton, Todd (70.00)

Year	1st	2nd	3rd	4th	Total	Finish	Money
2004	69	67	71	73	280	21	71,000.00
TOTAL							\$71,000.00

Hansen, Anders (71.31)

Year	1st	2nd	3rd	4th	Total	Finish	Money
2002	71	76	74	69	290	T58	29,500.00
2007	71	72	71	73	287	T22	66,250.00
2009	73	71	70	71	285	T45	51,500.00
2011	72	70	67	70	279	T29	68,500.00
TOTAL							\$215,750.00

Hansen, Soren (72.69)

Year	1st	2nd	3rd	4th	Total	Finish	Money
2002	76	69	69	74	288	T52	31,250.00
2008	75	73	70	74	292	T73	32,500.00
2009	69	71	70	78	288	T60	42,750.00
2010	71	75	72	77	295	75	36,750.00
TOTAL							\$143,250.00

Hanson, Peter (70.19)

Year	1st	2nd	3rd	4th	Total	Finish	Money
2010	69	66	68	71	274	8	180,000.00
2011	70	67	70	70	277	T21	81,250.00
2012	73	71	71	74	289	T63	43,500.00
2013	70	72	70	71	283	T33	68,000.00
TOTAL							\$372,750.00

Harman, Brian (72.08)

Year	1st	2nd	3rd	4th	Total	Finish	Money
2014	72	70	75	76	293	65	43,750.00
2017	70	74	69	73	286	T50	51,250.00
2018	71	68	72	75	286	62	50,750.00
TOTAL							\$145,750.00

Harrington, Padraig (70.82)

Year	1st	2nd	3rd	4th	Total	Finish	Money
1999	72	67	70	71	280	T12	109,000.00
2000	76	65	71	72	284	T27	44,000.00
2001	68	66	73	72	279	T17	83,000.00
2002	72	70	73	72	287	T47	32,550.00
2003	73	71	70	70	284	T39	35,500.00
2004	77	74	70	76	297	74	27,000.00
2005	75	68	69	70	282	T24	69,000.00
2006	73	71	70	68	282	T27	60,500.00
2007	72	69	72	72	285	T14	86,583.33
2008	69	75	68	67	279	T20	71,000.00
2009	64	69	67	72	272	T2	665,000.00
2010	69	70	70	66	275	T9	125,833.34
2011	71	70	73	72	286	T59	43,750.00
2015	72	72	74	76	294	T70	42,375.00
TOTAL							\$1,495,091.67

FedEx St. Jude Invitational Individual Player Records (cont.)

Ilonen, Mikko (72.67)

Year	1st	2nd	3rd	4th	Total	Finish	Money
2013	73	73	73	74	293	T65	42,800.00
2014	75	74	73	72	294	T66	43,375.00
2015	74	73	70	68	285	T45	55,000.00
TOTAL							\$141,175.00

Immelman, Trevor (70.54)

Year	1st	2nd	3rd	4th	Total	Finish	Money
2003	70	68	70	68	276	T9	116,750.00
2004	73	69	72	69	283	T32	51,000.00
2005	73	71	71	66	281	T19	77,000.00
2006	69	70	68	70	277	T13	95,000.00
2007	73	76	69	71	289	T36	53,500.00
2008	75	64	68	74	281	T36	52,000.00
2009	70	70	74	74	288	T60	42,750.00
TOTAL							\$488,000.00

Ishikawa, Ryo (69.83)

Year	1st	2nd	3rd	4th	Total	Finish	Money
2010	71	73	72	68	284	T53	47,250.00
2011	67	68	64	69	268	T4	332,500.00
2012	71	72	70	73	286	T50	49,000.00
TOTAL							\$428,750.00

Izawa, Toshi (70.00)

Year	1st	2nd	3rd	4th	Total	Finish	Money
2002	65	73	73	71	282	T24	45,000.00
2003	70	71	68	69	278	T14	75,000.00
TOTAL							\$120,000.00

Jacobsen, Peter (69.50)

Year	1st	2nd	3rd	4th	Total	Finish	Money
2003	73	64	71	70	278	T14	75,000.00
TOTAL							\$75,000.00

Jacobson, Freddie (71.10)

Year	1st	2nd	3rd	4th	Total	Finish	Money
2003	75	71	77	73	296	84	20,750.00
2004	69	72	68	74	283	T32	51,000.00
2008	71	71	70	73	285	T56	40,000.00
2011	68	66	67	71	272	T11	117,333.33
2012	71	73	73	69	286	T50	49,000.00
TOTAL							\$278,083.33

Jacquelin, Raphael (75.50)

Year	1st	2nd	3rd	4th	Total	Finish	Money
2007	71	77	73	81	302	T77	31,750.00
TOTAL							\$31,750.00

Jaidee, Thongchai (72.21)

Year	1st	2nd	3rd	4th	Total	Finish	Money
2004	71	71	76	65	283	T32	51,000.00
2005	73	76	72	72	293	T58	36,500.00
2007	73	76	73	71	293	T46	44,500.00
2009	71	74	70	73	288	T60	42,750.00
2012	73				73	W/D	0.00
2014	70	74	71	72	287	T52	49,625.00
2015	73	71	73	72	289	T57	45,750.00
2017	71	68	76	73	288	T63	46,500.00
TOTAL							\$316,625.00

Janzen, Lee (71.75)

Year	1st	2nd	3rd	4th	Total	Finish	Money
1999	71	70	72	74	287	T30	37,000.00
TOTAL							\$37,000.00

Jiménez, Miguel Angel (70.96)

Year	1st	2nd	3rd	4th	Total	Finish	Money
1999	72	70	70	74	286	T27	41,333.34
2000	69	74	72	73	288	36	31,000.00
2001	70	72	74	76	292	T36	30,000.00
2004	71	70	72	69	282	T27	58,000.00
2005	76	75	73	67	291	57	38,500.00
2006	70	72	77	70	289	T54	39,500.00
2008	70	66	70	69	275	T10	133,000.00
2009	68	72	66	68	274	T6	214,333.33
2010	69	67	70	73	279	T22	72,000.00
2011	73	73	74	73	293	72	38,000.00
2013	71	69	65	69	274	T4	321,666.67
2014	69	69	72	73	283	T45	57,500.00
TOTAL							\$1,074,833.34

Johnson, Dustin (69.67)

Year	1st	2nd	3rd	4th	Total	Finish	Money
2009	70	71	70	69	280	T22	74,428.57
2010	72	65	68	71	276	15	96,000.00
2011	73	69	70	71	283	T48	49,300.00
2012	69	68	73	68	278	T19	82,000.00
2013	72	69	75	67	283	T33	68,000.00
2015	69	67	75	76	287	T53	48,166.66
2016	69	73	66	66	274	1	1,620,000.00
2017	68	75	68	66	277	T17	95,500.00
2018	69	71	66	64	270	T3	510,000.00
TOTAL							\$2,643,395.23

Johnson, Zach (69.55)

Year	1st	2nd	3rd	4th	Total	Finish	Money
2004	65	73	73	70	281	T22	65,000.00
2005	70	70	69	69	278	T9	135,000.00
2006	71	68	72	73	284	T36	50,500.00
2007	71	65	76	72	284	T11	115,333.34
2008	67	68	72	71	278	T16	82,625.00
2009	67	70	69	72	278	T15	91,125.00
2010	70	70	71	69	280	T33	63,500.00
2011	70	68	64	68	270	T6	215,000.00
2012	68	73	68	74	283	T40	59,000.00
2013	69	70	68	67	274	T4	321,666.67
2014	70	70	68	69	277	T23	82,000.00
2015	70	70	71	71	282	T33	67,500.00
2016	72	74	69	65	280	T10	167,750.00
2017	69	67	65	68	269	2	1,045,000.00
2018	69	70	67	69	275	T17	104,250.00
TOTAL							\$2,665,250.01

Johnston, Andrew (72.25)

Year	1st	2nd	3rd	4th	Total	Finish	Money
2016	70	78	72	69	289	T42	66,500.00
TOTAL							\$66,500.00

Jones, Brendan (70.25)

Year	1st	2nd	3rd	4th	Total	Finish	Money
2008	69	73	69	70	281	T36	52,000.00
TOTAL							\$52,000.00

Jones, Matt (70.13)

Year	1st	2nd	3rd	4th	Total	Finish	Money
2014	70	70	69	70	279	T31	69,500.00
2016	74	70	69	69	282	T16	105,200.00
TOTAL							\$174,700.00

Jonzon, Michael (74.50)

Year	1st	2nd	3rd	4th	Total	Finish	Money
2010	76	74	76	72	298	T78	35,875.00
TOTAL							\$35,875.00

Kang, Anthony (70.50)

Year	1st	2nd	3rd	4th	Total	Finish	Money
2009	71	76	66	69	282	T36	60,000.00
TOTAL							\$60,000.00

Kapur, Shiv (73.25)

Year	1st	2nd	3rd	4th	Total	Finish	Money
2006	72	75	72	74	293	65	35,000.00
TOTAL							\$35,000.00

FedEx St. Jude Invitational Individual Player Records (cont.)

Karlsson, Robert (71.96)

Year	1st	2nd	3rd	4th	Total	Finish	Money
2003	72	72	77	73	294	T77	22,000.00
2006	75	70	73	74	292	T62	36,000.00
2007	76	72	72	78	298	T69	33,500.00
2008	71	67	71	70	279	T20	71,000.00
2010	71	74	73	71	289	T65	40,750.00
2011	68	65	72	70	275	T17	89,500.00
TOTAL							\$292,750.00

Katayama, Shingo (73.13)

Year	1st	2nd	3rd	4th	Total	Finish	Money
2007	71	73	75	74	293	T46	44,500.00
2009	74	72	73	73	292	T72	37,500.00
TOTAL							\$82,000.00

Kaufman, Smylie (71.00)

Year	1st	2nd	3rd	4th	Total	Finish	Money
2016	75	68	71	70	284	T27	80,666.66
TOTAL							\$80,666.66

Kaye, Jonathan (70.63)

Year	1st	2nd	3rd	4th	Total	Finish	Money
2003	68	69	65	70	272	T2	550,000.00
2004	71	75	72	75	293	T65	30,750.00
TOTAL							\$580,750.00

Kaymer, Martin (70.78)

Year	1st	2nd	3rd	4th	Total	Finish	Money
2008	72	79	68	70	289	T68	34,500.00
2009	72	74	72	70	288	T60	42,750.00
2010	72	67	69	71	279	T22	72,000.00
2011	69	70	73	67	279	T29	68,500.00
2012	68	72	72	69	281	T29	68,000.00
2013	74	67	69	66	276	T9	145,750.00
2014	77	68	72	71	288	T56	47,750.00
2015	70	71	71	73	285	T45	55,000.00
TOTAL							\$534,250.00

Kelly, Jerry (71.90)

Year	1st	2nd	3rd	4th	Total	Finish	Money
2002	75	79	74	73	301	T77	25,250.00
2003	68	71	76	73	288	T53	28,150.00
2004	69	73	64	73	279	T19	74,000.00
2007	73	71	74	75	293	T46	44,500.00
2009	71	65	69	72	277	T11	112,500.00
TOTAL							\$284,400.00

Khan, Simon (74.00)

Year	1st	2nd	3rd	4th	Total	Finish	Money
2010	73	71	74	78	296	T76	36,375.00
TOTAL							\$36,375.00

Kim, Anthony (71.58)

Year	1st	2nd	3rd	4th	Total	Finish	Money
2008	71	72	70	68	281	T36	52,000.00
2009	72	68	71	71	282	T36	60,000.00
2010	75	76	69	76	296	T76	36,375.00
TOTAL							\$148,375.00

Kim, K.T. (69.33)

Year	1st	2nd	3rd	4th	Total	Finish	Money
2011	66	72	66	66	270	T6	215,000.00
2012	67	67	74	71	279	T24	74,500.00
2016	74	67	70	72	283	T21	91,000.00
TOTAL							\$380,500.00

Kim, Si Woo (69.88)

Year	1st	2nd	3rd	4th	Total	Finish	Money
2017	73	69	71	73	286	T50	51,250.00
2018	64	68	72	69	273	T10	160,875.00
TOTAL							\$212,125.00

Kingston, James (72.88)

Year	1st	2nd	3rd	4th	Total	Finish	Money
2008	73	72	71	80	296	T78	31,500.00
2010	75	65	71	76	287	T63	42,250.00
TOTAL							\$73,750.00

Kirk, Chris (70.50)

Year	1st	2nd	3rd	4th	Total	Finish	Money
2014	69	73	72	67	281	T41	61,000.00
2016	75	69	73	66	283	T21	91,000.00
TOTAL							\$152,000.00

Kisner, Kevin (70.31)

Year	1st	2nd	3rd	4th	Total	Finish	Money
2015	73	69	73	68	283	T37	63,000.00
2016	69	70	72	71	282	T16	105,200.00
2017	67	73	73	66	279	T28	73,562.50
2018	74	68	68	71	281	T39	66,250.00
TOTAL							\$308,012.50

Kizzire, Patton (70.00)

Year	1st	2nd	3rd	4th	Total	Finish	Money
2018	68	67	74	71	280	T31	74,750.00
TOTAL							\$74,750.00

Kjeldsen, Søren (71.33)

Year	1st	2nd	3rd	4th	Total	Finish	Money
2009	72	70	75	73	290	T68	39,250.00
2015	69	73	69	66	277	T12	126,000.00
2016	72	76	70	71	289	T42	66,500.00
TOTAL							\$231,750.00

Knox, Russell (70.92)

Year	1st	2nd	3rd	4th	Total	Finish	Money
2016	74	75	75	72	296	T54	56,000.00
2017	66	71	68	68	273	T5	268,500.00
2018	67	70	73	72	282	T48	59,250.00
TOTAL							\$383,750.00

Kodaira, Satoshi (72.08)

Year	1st	2nd	3rd	4th	Total	Finish	Money
2013	70	74	76	73	293	T65	42,800.00
2017	73	71	71	70	285	T47	57,000.00
2018	73	69	71	74	287	T63	49,750.00
TOTAL							\$149,550.00

Koepka, Brooks (68.58)

Year	1st	2nd	3rd	4th	Total	Finish	Money
2015	69	69	68	69	275	T6	219,000.00
2017	71	69	67	70	277	T17	95,500.00
2018	66	70	68	67	271	T5	357,000.00
TOTAL							\$671,500.00

Kuchar, Matt (69.40)

Year	1st	2nd	3rd	4th	Total	Finish	Money
2002	71	68	71	75	285	T38	37,250.00
2010	69	67	66	73	275	T9	125,833.33
2011	71	69	65	71	276	T19	85,000.00
2012	70	70	70	66	276	T8	128,750.00
2013	72	71	69	70	282	T27	73,500.00
2014	71	66	72	65	274	T12	115,000.00
2015	72	68	72	68	280	T25	74,666.67
2016	69	72	70	66	277	T3	449,250.00
2017	71	72	66	68	277	T17	95,500.00
2018	68	70	67	69	274	T14	128,250.00
TOTAL							\$1,313,000.00

Lahiri, Anirban (70.33)

Year	1st	2nd	3rd	4th	Total	Finish	Money
2015	77	72	67	71	287	T53	48,166.67
2016	68	74	73	70	285	T33	76,000.00
2018	65	70	69	68	272	T6	241,375.00
TOTAL							\$365,541.67

Laird, Martin (69.81)

Year	1st	2nd	3rd	4th	Total	Finish	Money
2010	70	71	68	68	277	T16	90,000.00
2011	66	67	67	72	272	T11	117,333.33
2012	68	72	68	73	281	T29	68,000.00
2013	77	70	71	69	287	T48	53,000.00
TOTAL							\$328,333.33

Lam, Chih-Bing (74.75)

Year	1st	2nd	3rd	4th	Total	Finish	Money
2009	74	75	75	75	299	T76	36,250.00
TOTAL							\$36,250.00

FedEx St. Jude Invitational Individual Player Records (cont.)

Landry, Andrew (71.00)

Year	1st	2nd	3rd	4th	Total	Finish	Money
2018	70	67	74	73	284	T57	52,750.00
TOTAL							\$52,750.00

Lane, Barry (72.25)

Year	1st	2nd	3rd	4th	Total	Finish	Money
2004	67	77	73	72	289	T55	36,000.00
TOTAL							\$36,000.00

Langer, Bernhard (70.69)

Year	1st	2nd	3rd	4th	Total	Finish	Money
2001	69	67	68	73	277	T11	118,500.00
2002	70	70	75	70	285	T38	37,250.00
2003	71	73	65	68	277	T11	91,666.67
2004	74	69	75	74	292	T61	32,750.00
TOTAL							\$280,166.67

Lara, José Manuel (75.00)

Year	1st	2nd	3rd	4th	Total	Finish	Money
2007	71	77	77	75	300	T76	32,250.00
TOTAL							\$32,250.00

Larrazabal, Pablo (72.94)

Year	1st	2nd	3rd	4th	Total	Finish	Money
2008	72	75	71	76	294	T76	32,000.00
2011	66	76	74	79	295	T74	37,000.00
2014	71	74	77	70	292	T63	44,250.00
2015	72	70	69	75	286	T50	51,000.00
TOTAL							\$164,250.00

Lawrence, Nicholas (74.00)

Year	1st	2nd	3rd	4th	Total	Finish	Money
2002	76	72	78	70	296	T68	27,250.00
TOTAL							\$27,250.00

Lawrie, Paul (71.55)

Year	1st	2nd	3rd	4th	Total	Finish	Money
1999	67	68	74	74	283	T21	66,000.00
2002	73	69	81	70	293	T65	28,125.00
2012	72	68	74	72	286	T50	49,000.00
2013	69	72	71	70	282	T27	73,500.00
2017	69	74	73	71	287	T60	47,500.00
TOTAL							\$264,125.00

Leaney, Stephen (71.75)

Year	1st	2nd	3rd	4th	Total	Finish	Money
2003	75	69	72	77	293	T71	23,375.00
2004	73	67	68	73	281	T22	65,000.00
TOTAL							\$88,375.00

Lee, Danny (71.83)

Year	1st	2nd	3rd	4th	Total	Finish	Money
2009	68	73	75	70	286	T51	46,500.00
2015	65	72	70	68	275	T6	219,000.00
2016	78	71	78	74	301	T56	54,000.00
TOTAL							\$319,500.00

Lehman, Tom (71.15)

Year	1st	2nd	3rd	4th	Total	Finish	Money
1999	67	72	67	75	281	T15	88,000.00
2000	71	74	70	70	285	T31	38,000.00
2002	72	70	69	74	285	T38	37,250.00
2005	73	71	75	68	287	T41	47,000.00
2006	72	69	73	71	285	T42	46,166.67
TOTAL							\$256,416.67

Leishman, Marc (70.50)

Year	1st	2nd	3rd	4th	Total	Finish	Money
2012	70	72	70	73	285	T45	53,000.00
2014	64	69	68	67	268	T3	522,000.00
2015	72	70	70	70	282	T33	67,500.00
2016	76	72	75	77	300	T55	55,000.00
2017	73	71	70	69	283	T41	63,000.00
2018	65	69	67	73	274	T14	128,250.00
TOTAL							\$888,750.00

Leonard, Justin (70.30)

Year	1st	2nd	3rd	4th	Total	Finish	Money
1999	73	68	69	72	282	T20	73,000.00
2000	66	67	71	66	270	T2	437,500.00
2002	70	74	69	70	283	T28	41,250.00
2003	75	69	69	68	281	T23	48,000.00
2004	73	71	72	72	288	T50	38,000.00
2005	72	66	71	72	281	T19	77,000.00
2006	70	69	72	72	283	T31	56,000.00
2007	73	67	71	72	283	T9	147,500.00
2008	68	70	70	71	279	T20	71,000.00
2009	70	71	70	73	284	T44	55,000.00
2010	68	66	69	76	279	T22	72,000.00
TOTAL							\$1,116,250.00

Levet, Thomas (71.67)

Year	1st	2nd	3rd	4th	Total	Finish	Money
2004	68	73	70	72	283	T32	51,000.00
2005	72	71	72	73	288	T46	43,500.00
2006	77	69	69	74	289	T54	39,500.00
TOTAL							\$134,000.00

Levy, Alexander (72.25)

Year	1st	2nd	3rd	4th	Total	Finish	Money
2014	72	71	77	69	289	T58	46,500.00
TOTAL							\$46,500.00

Lewis, J.L. (72.25)

Year	1st	2nd	3rd	4th	Total	Finish	Money
2004	73	71	73	72	289	T55	36,000.00
TOTAL							\$36,000.00

Lewis, Tom (75.25)

Year	1st	2nd	3rd	4th	Total	Finish	Money
2012	78	76	74	73	301	T74	41,000.00
TOTAL							\$41,000.00

Li, Haotong (70.25)

Year	1st	2nd	3rd	4th	Total	Finish	Money
2018	66	67	72	76	281	T39	66,250.00
TOTAL							\$66,250.00

Liang, Wen-Chong (74.63)

Year	1st	2nd	3rd	4th	Total	Finish	Money
2007	75	74	72	75	296	T61	36,750.00
2015	72	73	75	81	301	T75	41,125.00
TOTAL							\$77,875.00

Lingmerth, David (69.13)

Year	1st	2nd	3rd	4th	Total	Finish	Money
2015	70	71	66	68	275	T6	219,000.00
2016	70	67	69	72	278	T7	233,333.33
TOTAL							\$452,333.33

Lipsky, David (74.00)

Year	1st	2nd	3rd	4th	Total	Finish	Money
2015	72	74	72	78	296	T73	41,750.00
TOTAL							\$41,750.00

List, Luke (69.25)

Year	1st	2nd	3rd	4th	Total	Finish	Money
2018	65	68	71	73	277	T24	87,250.00
TOTAL							\$87,250.00

Lonard, Peter (70.71)

Year	1st	2nd	3rd	4th	Total	Finish	Money
2002	70	71	72	67	280	T19	50,400.00
2003	70	73	72	66	281	T23	48,000.00
2004	71	69	76	67	283	T32	51,000.00
2005	74	71	68	73	286	T36	52,000.00
2006	74	73	77	72	296	T71	31,750.00
2007	70	70	73	68	281	T4	310,000.00
2008	69	66	72	66	273	T6	220,000.00
TOTAL							\$763,150.00

FedEx St. Jude Invitational Individual Player Records (cont.)

Love III, Davis (69.66)

Year	1st	2nd	3rd	4th	Total	Finish	Money
1999	68	69	70	72	279	T10	129,000.00
2000	75	72	70	70	287	35	32,500.00
2001	68	68	70	68	274	T5	201,666.67
2002	66	74	69	69	278	T11	78,750.00
2003	66	70	68	69	273	3	360,000.00
2004	68	68	72	66	274	T4	282,500.00
2005	67	73	69	70	279	T13	94,400.00
2006	67	65	70	71	273	T4	246,250.00
2007	74	65	74	69	282	T6	202,000.00
2009	72	66	73	68	279	T19	83,000.00
2016	78				78	W/D	0.00
TOTAL							\$1,710,066.67

Lowery, Steve (69.38)

Year	1st	2nd	3rd	4th	Total	Finish	Money
2002	67	65	73	71	276	8	120,000.00
2008	75	67	70	67	279	T20	71,000.00
TOTAL							\$191,000.00

Lowry, Shane (71.38)

Year	1st	2nd	3rd	4th	Total	Finish	Money
2009	78	78	72	72	300	77	36,000.00
2013	72	76	70	69	287	T48	53,000.00
2015	70	66	67	66	269	1	1,570,000.00
2016	76	72	70	68	286	T36	73,500.00
TOTAL							\$1,732,500.00

Luiten, Joost (71.83)

Year	1st	2nd	3rd	4th	Total	Finish	Money
2012	72	71	77	69	289	T63	43,500.00
2014	73	73	71	71	288	T56	47,750.00
2015	70	72	70	73	285	T45	55,000.00
TOTAL							\$146,250.00

Lynn, David (73.25)

Year	1st	2nd	3rd	4th	Total	Finish	Money
2013	71	73	73	71	288	T53	48,875.00
2014	76	72	75	75	298	T69	42,625.00
TOTAL							\$91,500.00

Maggert, Jeff (71.00)

Year	1st	2nd	3rd	4th	Total	Finish	Money
1999	71	67	69	71	278	T7	154,000.00
2000	72	69	73	69	283	T24	52,333.33
2006	75	70	75	71	291	T59	37,500.00
TOTAL							\$243,833.33

Mahan, Hunter (70.03)

Year	1st	2nd	3rd	4th	Total	Finish	Money
2007	67	73	71	76	287	T22	66,250.00
2008	71	66	70	68	275	T10	133,000.00
2009	68	69	70	66	273	T4	332,000.00
2010	71	67	66	64	268	1	1,400,000.00
2011	71	69	72	69	281	T37	58,500.00
2012	73	73	69	72	287	T55	46,500.00
2014	71	65	71	68	275	T15	97,500.00
2015	74	79	72	70	295	72	42,000.00
TOTAL							\$2,175,750.00

Manassero, Matteo (71.13)

Year	1st	2nd	3rd	4th	Total	Finish	Money
2011	70	72	67	72	281	T37	58,500.00
2013	71	70	74	73	288	T53	48,875.00
TOTAL							\$107,375.00

Marksaeng, Prayad (71.38)

Year	1st	2nd	3rd	4th	Total	Finish	Money
2008	70	73	73	73	289	T68	34,500.00
2009	66	70	72	74	282	T36	60,000.00
TOTAL							\$94,500.00

Martin, Ben (72.25)

Year	1st	2nd	3rd	4th	Total	Finish	Money
2015	75	71	72	71	289	T57	45,750.00
TOTAL							\$45,750.00

Maruyama, Daisuke (74.25)

Year	1st	2nd	3rd	4th	Total	Finish	Money
2014	73	73	73	78	297	68	43,000.00
TOTAL							\$43,000.00

Maruyama, Shigeki (70.75)

Year	1st	2nd	3rd	4th	Total	Finish	Money
1999	72	67	70	68	277	6	179,000.00
2000	71	70	68	69	278	T15	95,500.00
2001	68	75	73	73	289	T31	38,000.00
2002	69	72	69	74	284	T36	38,750.00
2004	69	68	72	73	282	T27	58,000.00
2005	75	70	71	72	288	T46	43,500.00
TOTAL							\$452,750.00

Matsumura, Michio (73.00)

Year	1st	2nd	3rd	4th	Total	Finish	Money
2016	79	74	70	69	292	T49	60,500.00
TOTAL							\$60,500.00

Matsuyama, Hideki (69.67)

Year	1st	2nd	3rd	4th	Total	Finish	Money
2013	72	68	70	71	281	T21	81,166.67
2014	70	71	65	68	274	T12	115,000.00
2015	69	75	73	66	283	T37	63,000.00
2016	70	79	73	67	289	T42	66,500.00
2017	69	67	67	61	264	1	1,660,000.00
2018	67	72	70	72	281	T39	66,250.00
TOTAL							\$2,051,916.67

Matteson, Troy (72.00)

Year	1st	2nd	3rd	4th	Total	Finish	Money
2007	71	74	73	76	294	T51	42,000.00
2010	72	70	69	71	282	T44	54,500.00
TOTAL							\$96,500.00

Mattiace, Len (70.75)

Year	1st	2nd	3rd	4th	Total	Finish	Money
2002	69	72	72	71	284	T36	38,750.00
2003	72	69	69	72	282	T30	43,000.00
TOTAL							\$81,750.00

McCarron, Scott (75.00)

Year	1st	2nd	3rd	4th	Total	Finish	Money
2002	74	74	77	75	300	T75	25,625.00
TOTAL							\$25,625.00

McDowell, Graeme (70.61)

Year	1st	2nd	3rd	4th	Total	Finish	Money
2002	72	69	73	74	288	T52	31,250.00
2008	70	71	73	71	285	T56	40,000.00
2009	73	71	71	70	285	T45	51,500.00
2010	66	73	68	72	279	T22	72,000.00
2011	71	72	75	71	289	65	41,500.00
2012	70	67	70	72	279	T24	74,500.00
2013	71	71	71	72	285	T40	61,500.00
2014	71	70	66	66	273	T8	170,000.00
2015	66	71	69	73	279	T17	88,500.00
TOTAL							\$630,750.00

McGinley, Paul (71.53)

Year	1st	2nd	3rd	4th	Total	Finish	Money
2000	71	72	71	67	281	23	60,000.00
2001	68	73	71	72	284	26	51,000.00
2002	79	69	73	74	295	67	27,750.00
2003	70	71	73	75	289	T58	27,000.00
2004	73	72	69	72	286	T46	40,750.00
2005	71	66	67	72	276	T3	353,666.66
2006	77	75	70	72	294	T66	34,250.00
2007	72	74	73	71	290	T39	51,000.00
2008	70	67	72	71	280	T27	60,000.00
TOTAL							\$705,416.66

McGirt, William (69.50)

Year	1st	2nd	3rd	4th	Total	Finish	Money
2016	64	74	70	70	278	T7	233,333.34
TOTAL							\$233,333.34

FedEx St. Jude Invitational Individual Player Records (cont.)

Norris, Shaun (73.00)

Year	1st	2nd	3rd	4th	Total	Finish	Money
2017	71	77	73	71	292	71	44,750.00
TOTAL							\$44,750.00

O'Hair, Sean (70.75)

Year	1st	2nd	3rd	4th	Total	Finish	Money
2005	70	74	73	73	290	T51	40,250.00
2008	68	67	73	68	276	T12	111,000.00
2009	69	72	76	74	291	T70	38,250.00
2010	67	70	64	71	272	5	295,000.00
2011	72	72	69	73	286	T59	43,750.00
TOTAL							\$528,250.00

O'Hern, Nick (71.35)

Year	1st	2nd	3rd	4th	Total	Finish	Money
2005	68	73	72	71	284	T28	60,200.00
2006	72	69	71	71	283	T31	56,000.00
2007	72	72	75	76	295	T56	39,500.00
2008	70	68	71	71	280	T27	60,000.00
2009	72	67	71	75	285	T45	51,500.00
TOTAL							\$267,200.00

O'Meara, Mark (72.08)

Year	1st	2nd	3rd	4th	Total	Finish	Money
1999	73	70	71	71	285	T25	50,000.00
2000	71	71	70	72	284	T27	44,000.00
2004	71	72	77	76	296	T72	27,750.00
TOTAL							\$121,750.00

Oberholser, Arron (70.00)

Year	1st	2nd	3rd	4th	Total	Finish	Money
2006	70	71	69	65	275	T10	120,000.00
2007	68	74	72	71	285	T14	86,583.33
TOTAL							\$206,583.33

Oda, Koumei (71.25)

Year	1st	2nd	3rd	4th	Total	Finish	Money
2015	68	77	69	71	285	T45	55,000.00
TOTAL							\$55,000.00

Ogilvy, Geoff (71.03)

Year	1st	2nd	3rd	4th	Total	Finish	Money
2005	74	74	70	69	287	T41	47,000.00
2006	69	76	70	69	284	T36	50,500.00
2007	73	71	72	78	294	T51	42,000.00
2008	71	67	79	72	289	T68	34,500.00
2009	69	71	67	73	280	T22	74,428.57
2010	71	67	68	73	279	T22	72,000.00
2011	68	70	76	67	281	T37	58,500.00
2012	67	70	72	70	279	T24	74,500.00
TOTAL							\$453,428.57

Olazábal, José María (71.92)

Year	1st	2nd	3rd	4th	Total	Finish	Money
1999	70	80	69	73	292	40	28,000.00
2000	67	73	69	65	274	T10	125,000.00
2002	71	68	75	73	287	T47	32,550.00
2005	72	68	66	72	278	T9	135,000.00
2006	68	70	74	69	281	T22	68,000.00
2007	77	80	78	79	314	82	30,750.00
TOTAL							\$419,300.00

Olesen, Thorbjørn (69.33)

Year	1st	2nd	3rd	4th	Total	Finish	Money
2013	73	69	72	73	287	T48	53,000.00
2017	73	70	67	65	275	T10	154,666.67
2018	71	67	68	64	270	T3	510,000.00
TOTAL							\$717,666.67

Oosthuizen, Louis (70.16)

Year	1st	2nd	3rd	4th	Total	Finish	Money
2010	72	70	68	65	275	T9	125,833.34
2011	71	71	70	69	281	T37	58,500.00
2012	67	65	68	69	269	4	365,000.00
2014	75	73	67	75	290	61	45,500.00
2015	72	70	72	70	284	T42	59,000.00
2016	71	76	67	69	283	T21	91,000.00
2017	74	72	67	73	286	T50	51,250.00
2018	68	66	69	74	277	T24	87,250.00
TOTAL							\$883,333.34

Ormsby, Wade (70.25)

Year	1st	2nd	3rd	4th	Total	Finish	Money
2018	69	71	68	73	281	T39	66,250.00
TOTAL							\$66,250.00

Orr, Gary (71.00)

Year	1st	2nd	3rd	4th	Total	Finish	Money
2000	70	68	72	74	284	T27	44,000.00
TOTAL							\$44,000.00

Otto, Hennie (71.83)

Year	1st	2nd	3rd	4th	Total	Finish	Money
2003	72	69	75	78	294	T77	22,000.00
2010	73	72	72	72	289	T65	40,750.00
2011	69	66	75	69	279	T29	68,500.00
TOTAL							\$131,250.00

Overton, Jeff (70.63)

Year	1st	2nd	3rd	4th	Total	Finish	Money
2010	67	70	67	69	273	T6	227,500.00
2011	72	73	73	74	292	T68	39,250.00
TOTAL							\$266,750.00

Ozaki, Naomichi (74.00)

Year	1st	2nd	3rd	4th	Total	Finish	Money
1999	75	74	75	72	296	41	27,000.00
TOTAL							\$27,000.00

Palmer, Ryan (70.00)

Year	1st	2nd	3rd	4th	Total	Finish	Money
2005	72	68	67	69	276	T3	353,666.66
2010	70	68	63	69	270	2	840,000.00
2015	74	75	73	72	294	T70	42,375.00
TOTAL							\$1,236,041.66

Pampling, Rod (71.29)

Year	1st	2nd	3rd	4th	Total	Finish	Money
2004	68	67	70	72	277	T14	87,500.00
2005	71	70	71	67	279	T13	94,400.00
2006	75	71	71	69	286	T45	44,500.00
2007	71	73	74	67	285	T14	86,583.34
2008	69	71	75	70	285	T56	40,000.00
2017	73	70	76	80	299	T74	43,875.00
TOTAL							\$396,858.34

Paratore, Renato (71.00)

Year	1st	2nd	3rd	4th	Total	Finish	Money
2017	71	68	74	71	284	T44	60,000.00
TOTAL							\$60,000.00

Park, Jae-bum (73.50)

Year	1st	2nd	3rd	4th	Total	Finish	Money
2011	73	72	77	72	294	73	37,500.00
TOTAL							\$37,500.00

Parnevik, Jesper (72.31)

Year	1st	2nd	3rd	4th	Total	Finish	Money
1999	75	69	66	76	286	T27	41,333.33
2002	76	74	73	74	297	T71	26,625.00
2003	69	72	75	77	293	T71	23,375.00
2004	69	72	70	70	281	T22	65,000.00
TOTAL							\$156,333.33

FedEx St. Jude Invitational Individual Player Records (cont.)

Reed, Patrick (70.10)

Year	1st	2nd	3rd	4th	Total	Finish	Money
2014	67	68	71	65	271	T4	308,000.00
2015	71	67	72	68	278	T15	109,000.00
2016	74	75	69	76	294	52	58,000.00
2017	75	70	68	68	281	T36	68,000.00
2018	66	70	70	72	278	T28	81,250.00
TOTAL							\$624,250.00

Riley, Chris (71.00)

Year	1st	2nd	3rd	4th	Total	Finish	Money
2003	66	67	70	71	274	T4	235,000.00
2004	72	69	71	73	285	T43	43,000.00
2005	69	81	74	69	293	T58	36,500.00
TOTAL							\$314,500.00

Roberts, Loren (70.67)

Year	1st	2nd	3rd	4th	Total	Finish	Money
2000	67	69	66	75	277	14	103,000.00
2001	72	70	67	79	288	T29	44,000.00
2002	70	66	76	71	283	T28	41,250.00
TOTAL							\$188,250.00

Rock, Robert (73.75)

Year	1st	2nd	3rd	4th	Total	Finish	Money
2012	76	72	74	73	295	T71	41,625.00
TOTAL							\$41,625.00

Rollins, John (72.50)

Year	1st	2nd	3rd	4th	Total	Finish	Money
2003	75	72	71	74	292	T67	24,625.00
2007	73	75	68	72	288	T30	58,000.00
TOTAL							\$82,625.00

Romero, Andres (71.67)

Year	1st	2nd	3rd	4th	Total	Finish	Money
2007	71	71	69	71	282	T6	202,000.00
2008	73	71	73	70	287	T63	37,000.00
2017	68	73	74	76	291	70	45,000.00
TOTAL							\$284,000.00

Romero, Eduardo (71.25)

Year	1st	2nd	3rd	4th	Total	Finish	Money
2002	71	71	67	78	287	T47	32,550.00
2003	70	74	68	71	283	T33	38,583.33
TOTAL							\$71,133.33

Rose, Justin (69.79)

Year	1st	2nd	3rd	4th	Total	Finish	Money
2002	67	67	72	68	274	5	187,500.00
2003	72	73	69	69	283	T33	38,583.34
2007	69	72	71	68	280	T2	635,000.00
2008	71	70	68	71	280	T27	60,000.00
2009	75	68	69	69	281	T29	67,000.00
2010	71	70	70	67	278	T19	81,333.34
2011	71	70	72	67	280	T33	64,500.00
2012	70	69	66	67	272	T5	276,500.00
2013	69	72	69	69	279	T17	93,000.00
2014	65	67	70	69	271	T4	308,000.00
2015	67	71	63	72	273	T3	470,000.00
2016	69	76	73	72	290	T46	63,000.00
2017	72	69	74	73	288	T63	46,500.00
TOTAL							\$2,390,916.68

Rumford, Brett (72.00)

Year	1st	2nd	3rd	4th	Total	Finish	Money
2004	71	73	69	69	282	T27	58,000.00
2008	75	70	76	69	290	T71	33,250.00
2013	76	74	72	70	292	T63	44,250.00
TOTAL							\$135,500.00

Sabbatini, Rory (70.50)

Year	1st	2nd	3rd	4th	Total	Finish	Money
2003	73	72	70	72	287	T51	29,750.00
2004	68	66	71	68	273	T2	552,500.00
2005	73	69	67	75	284	T28	60,200.00
2006	75	71	68	70	284	T36	50,500.00
2007	67	67	72	74	280	T2	635,000.00
2008	69	67	70	74	280	T27	60,000.00
2009	71	71	68	75	285	T45	51,500.00
2011	66	77	71	69	283	T48	49,300.00
TOTAL							\$1,488,750.00

Sandelin, Jarmo (71.75)

Year	1st	2nd	3rd	4th	Total	Finish	Money
1999	71	71	73	72	287	T30	37,000.00
TOTAL							\$37,000.00

Sato, Nobuhito (73.25)

Year	1st	2nd	3rd	4th	Total	Finish	Money
2002	74	76	73	70	293	T65	28,125.00
TOTAL							\$28,125.00

Sauers, Gene (77.00)

Year	1st	2nd	3rd	4th	Total	Finish	Money
2003	73	76	77	82	308	85	20,500.00
TOTAL							\$20,500.00

Schauffele, Xander (71.00)

Year	1st	2nd	3rd	4th	Total	Finish	Money
2017	70	69	69	68	276	T13	123,500.00
2018	69	73	72	78	292	68	47,750.00
TOTAL							\$171,250.00

Schwartzel, Charl (70.05)

Year	1st	2nd	3rd	4th	Total	Finish	Money
2006	72	69	70	73	284	T36	50,500.00
2010	73	68	68	77	286	T58	44,000.00
2011	74	71	68	71	284	T53	46,500.00
2012	69	75	72	63	279	T24	74,500.00
2013	74	74	64	69	281	T21	81,166.67
2014	65	69	73	64	271	T4	308,000.00
2015	70	72	70	69	281	T31	70,500.00
2016	72	69	67	70	278	T7	233,333.33
2017	70	69	70	69	278	T24	82,000.00
2018	71	72	74	63	280	T31	74,750.00
TOTAL							\$1,065,250.00

Scott, Adam (70.31)

Year	1st	2nd	3rd	4th	Total	Finish	Money
2003	72	70	69	80	291	T64	25,500.00
2004	71	67	75	76	289	T55	36,000.00
2005	70	76	67	73	286	T36	52,000.00
2006	63	71	71	70	275	T10	120,000.00
2007	75	76	70	68	289	T36	53,500.00
2008	69	76	72	68	285	T56	40,000.00
2009	78	67	71	70	286	T51	46,500.00
2010	66	70	72	67	275	T9	125,833.33
2011	62	70	66	65	263	1	1,400,000.00
2012	71	70	71	73	285	T45	53,000.00
2013	73	68	66	71	278	T14	102,666.66
2014	69	68	65	71	273	T8	170,000.00
2015	72	69	71	73	285	T45	55,000.00
2016	71	68	73	68	280	T10	167,750.00
2017	68	71	69	68	276	T13	123,500.00
2018	68	75	67	74	284	T57	52,750.00
TOTAL							\$2,623,999.99

Senden, John (70.58)

Year	1st	2nd	3rd	4th	Total	Finish	Money
2007	71	69	78	74	292	45	46,000.00
2012	66	70	69	72	277	T16	90,000.00
2014	74	66	67	71	278	T26	75,200.00
TOTAL							\$211,200.00

Senior, Peter (74.00)

Year	1st	2nd	3rd	4th	Total	Finish	Money
2004	69	77	74	76	296	T72	27,750.00
TOTAL							\$27,750.00

FedEx St. Jude Invitational Individual Player Records (cont.)

Sharma, Shubhankar (73.25)

Year	1st	2nd	3rd	4th	Total	Finish	Money
2018	72	79	72	70	293	T69	47,000.00
TOTAL							\$47,000.00

Short, Jr., Wes (74.00)

Year	1st	2nd	3rd	4th	Total	Finish	Money
2006	76	71	73	76	296	T71	31,750.00
TOTAL							\$31,750.00

Siem, Marcel (71.38)

Year	1st	2nd	3rd	4th	Total	Finish	Money
2012	76	71	70	71	288	T60	44,500.00
2015	70	73	69	71	283	T37	63,000.00
TOTAL							\$107,500.00

Simpson, Webb (69.63)

Year	1st	2nd	3rd	4th	Total	Finish	Money
2013	64	75	73	66	278	T14	102,666.67
2014	72	69	70	68	279	T31	69,500.00
2015	68	70	72	70	280	T25	74,666.67
2018	69	65	71	72	277	T24	87,250.00
TOTAL							\$334,083.34

Sindelar, Joey (70.75)

Year	1st	2nd	3rd	4th	Total	Finish	Money
2004	70	70	71	72	283	T32	51,000.00
TOTAL							\$51,000.00

Singh, Jeev Milkha (72.83)

Year	1st	2nd	3rd	4th	Total	Finish	Money
2007	72	74	72	76	294	T51	42,000.00
2009	70	71	72	76	289	T64	40,750.00
2012	73	74	71	73	291	T67	42,625.00
TOTAL							\$125,375.00

Singh, Vijay (70.20)

Year	1st	2nd	3rd	4th	Total	Finish	Money
1999	71	67	72	71	281	T15	88,000.00
2001	68	68	69	73	278	T13	100,500.00
2002	68	69	69	72	278	T11	78,750.00
2003	69	65	72	69	275	T6	163,333.34
2004	73	73	67	70	283	T32	51,000.00
2005	66	71	72	67	276	T3	353,666.67
2006	70	74	73	69	286	T45	44,500.00
2007	74	72	75	74	295	T56	39,500.00
2008	67	66	69	68	270	1	1,350,000.00
2009	70	73	67	71	281	T29	67,000.00
2010	71	73	70	72	286	T58	44,000.00
TOTAL							\$2,380,250.01

Slattery, Lee (69.00)

Year	1st	2nd	3rd	4th	Total	Finish	Money
2012	65	71	72	68	276	T8	128,750.00
TOTAL							\$128,750.00

Slocum, Heath (70.75)

Year	1st	2nd	3rd	4th	Total	Finish	Money
2010	75	68	67	71	281	T39	58,000.00
2011	71	65	75	74	285	58	45,000.00
TOTAL							\$103,000.00

Sluman, Jeff (71.00)

Year	1st	2nd	3rd	4th	Total	Finish	Money
2003	67	74	75	68	284	T39	35,500.00
TOTAL							\$35,500.00

Smith, Cameron (69.00)

Year	1st	2nd	3rd	4th	Total	Finish	Money
2018	70	70	69	67	276	23	92,250.00
TOTAL							\$92,250.00

Smith, Chris (72.25)

Year	1st	2nd	3rd	4th	Total	Finish	Money
2002	75	73	73	68	289	T55	30,500.00
TOTAL							\$30,500.00

Snedeker, Brandt (70.36)

Year	1st	2nd	3rd	4th	Total	Finish	Money
2008	68	76	69	69	282	T43	46,600.00
2011	66	68	74	72	280	T33	64,500.00
2012	71	70	70	75	286	T50	49,000.00
2013	72	70	71	70	283	T33	68,000.00
2014	68	68	68	70	274	T12	115,000.00
2015	70	70	72	70	282	T33	67,500.00
2016	70	72	70	71	283	T21	91,000.00
TOTAL							\$501,600.00

Song, Young-han (70.75)

Year	1st	2nd	3rd	4th	Total	Finish	Money
2016	70	70	72	71	283	T21	91,000.00
TOTAL							\$91,000.00

Spith, Jordan (69.95)

Year	1st	2nd	3rd	4th	Total	Finish	Money
2014	71	70	73	71	285	49	54,000.00
2015	70	68	72	66	276	T10	149,500.00
2016	68	71	71	67	277	T3	449,250.00
2017	67	70	71	68	276	T13	123,500.00
2018	71	72	68	74	285	T60	51,500.00
TOTAL							\$827,750.00

Stadler, Kevin (69.13)

Year	1st	2nd	3rd	4th	Total	Finish	Money
2006	68	67	70	72	277	T13	95,000.00
2014	71	70	66	69	276	T19	89,000.00
TOTAL							\$184,000.00

Stal, Gary (72.75)

Year	1st	2nd	3rd	4th	Total	Finish	Money
2015	72	73	73	73	291	T63	43,875.00
TOTAL							\$43,875.00

Stallings, Scott (70.75)

Year	1st	2nd	3rd	4th	Total	Finish	Money
2011	69	68	72	70	279	T29	68,500.00
2014	72	75	68	72	287	T52	49,625.00
TOTAL							\$118,125.00

Stanley, Kyle (69.08)

Year	1st	2nd	3rd	4th	Total	Finish	Money
2012	69	73	68	67	277	T16	90,000.00
2017	69	74	71	69	283	T41	63,000.00
2018	63	68	70	68	269	2	1,072,000.00
TOTAL							\$1,225,000.00

Steele, Brendan (70.50)

Year	1st	2nd	3rd	4th	Total	Finish	Money
2011	69	74	74	66	283	T48	49,300.00
2017	73	68	69	68	278	T24	82,000.00
2018	73	69	70	73	285	T60	51,500.00
TOTAL							\$182,800.00

Stenson, Henrik (70.30)

Year	1st	2nd	3rd	4th	Total	Finish	Money
2005	66	71	72	70	279	T13	94,400.00
2006	75	73	67	68	283	T31	56,000.00
2007	72	74	72	73	291	T41	48,000.00
2008	73	70	68	67	278	T16	82,625.00
2009	69	72	70	70	281	T29	67,000.00
2010	79	75	71	75	300	80	35,500.00
2013	65	70	67	70	272	T2	692,500.00
2014	71	66	68	71	276	T19	89,000.00
2015	68	69	68	70	275	T6	219,000.00
2017	72	70	68	67	277	T17	95,500.00
2018	70	69	69	73	281	T39	66,250.00
TOTAL							\$1,545,775.00

Sterne, Richard (72.00)

Year	1st	2nd	3rd	4th	Total	Finish	Money
2007	77	72	74	71	294	T51	42,000.00
2009	72	73	71	77	293	73	37,000.00
2013	70	68	70	68	276	T9	145,750.00
2014	75	70	73	71	289	T58	46,500.00
TOTAL							\$271,250.00

FedEx St. Jude Invitational Individual Player Records (cont.)

Stewart, Payne (70.25)

Year	1st	2nd	3rd	4th	Total	Finish	Money
1999	70	67	69	75	281	T15	88,000.00
TOTAL							\$88,000.00

Stone, Brandon (70.75)

Year	1st	2nd	3rd	4th	Total	Finish	Money
2018	71	74	66	72	283	T53	54,875.00
TOTAL							\$54,875.00

Storm, Graeme (74.50)

Year	1st	2nd	3rd	4th	Total	Finish	Money
2007	75	72	76	75	298	T69	33,500.00
TOTAL							\$33,500.00

Strange, Scott (71.75)

Year	1st	2nd	3rd	4th	Total	Finish	Money
2008	68	74	73	72	287	T63	37,000.00
TOTAL							\$37,000.00

Streb, Robert (68.50)

Year	1st	2nd	3rd	4th	Total	Finish	Money
2015	68	70	68	68	274	5	330,000.00
TOTAL							\$330,000.00

Streelman, Kevin (73.75)

Year	1st	2nd	3rd	4th	Total	Finish	Money
2013	76	73	71	70	290	T59	45,750.00
2014	78	71	78	73	300	71	42,250.00
TOTAL							\$88,000.00

Stricker, Steve (69.75)

Year	1st	2nd	3rd	4th	Total	Finish	Money
2007	70	73	76	72	291	T41	48,000.00
2008	68	69	75	70	282	T43	46,600.00
2009	67	69	71	67	274	T6	214,333.34
2010	68	71	69	67	275	T9	125,833.33
2011	71	65	67	70	273	14	100,000.00
2012	68	68	68	64	268	T2	665,000.00
2013	71	67	70	69	277	13	114,000.00
2014	74	73	72	73	292	T63	44,250.00
TOTAL							\$1,358,016.67

Stuard, Brian (70.50)

Year	1st	2nd	3rd	4th	Total	Finish	Money
2016	71	69	67	75	282	T16	105,200.00
TOTAL							\$105,200.00

Sullivan, Andy (71.50)

Year	1st	2nd	3rd	4th	Total	Finish	Money
2017	72	75	71	68	286	T50	51,250.00
TOTAL							\$51,250.00

Sutherland, Kevin (72.50)

Year	1st	2nd	3rd	4th	Total	Finish	Money
2002	74	71	71	74	290	T58	29,500.00
TOTAL							\$29,500.00

Sutton, Hal (69.90)

Year	1st	2nd	3rd	4th	Total	Finish	Money
1999	69	67	72	73	281	T15	88,000.00
2000	68	68	65	70	271	T4	243,333.33
2001	69	71	67	70	277	T11	118,500.00
2002	73	71	70	72	286	T42	35,000.00
2003	68	69	68	78	283	T33	38,583.33
TOTAL							\$523,416.66

Swafford, Hudson (68.75)

Year	1st	2nd	3rd	4th	Total	Finish	Money
2017	70	69	70	66	275	T10	154,666.67
TOTAL							\$154,666.67

Takahashi, Tatsuhiko (76.00)

Year	1st	2nd	3rd	4th	Total	Finish	Money
2006	81	73	75	75	304	76	30,750.00
TOTAL							\$30,750.00

Takeya, Yoshitaka (74.50)

Year	1st	2nd	3rd	4th	Total	Finish	Money
2014	74	75	74	75	298	T69	42,625.00
TOTAL							\$42,625.00

Taniguchi, Toru (75.00)

Year	1st	2nd	3rd	4th	Total	Finish	Money
2012	72	78			150	W/D	0.00
2013	75	73	79	73	300	71	41,750.00
TOTAL							\$41,750.00

Tanihara, Hideto (71.50)

Year	1st	2nd	3rd	4th	Total	Finish	Money
2017	74	71	71	70	286	T50	51,250.00
TOTAL							\$51,250.00

Taylor, Vaughn (71.44)

Year	1st	2nd	3rd	4th	Total	Finish	Money
2006	71	67	71	71	280	T18	77,000.00
2007	72	77	71	76	296	T61	36,750.00
2008	72	67	69	72	280	T27	60,000.00
2016	69	75	74	69	287	T38	71,000.00
TOTAL							\$244,750.00

Thomas, Justin (69.08)

Year	1st	2nd	3rd	4th	Total	Finish	Money
2016	70	69	70	76	285	T33	76,000.00
2017	73	70	69	67	279	T28	73,562.50
2018	65	64	67	69	265	1	1,700,000.00
TOTAL							\$1,849,562.50

Thompson, Michael (70.25)

Year	1st	2nd	3rd	4th	Total	Finish	Money
2013	72	71	70	68	281	T21	81,166.67
TOTAL							\$81,166.67

Tinning, Steen (73.25)

Year	1st	2nd	3rd	4th	Total	Finish	Money
2003	71	74	76	72	293	T71	23,375.00
TOTAL							\$23,375.00

Todd, Brendon (71.63)

Year	1st	2nd	3rd	4th	Total	Finish	Money
2014	74	70	69	70	283	T45	57,500.00
2015	74	72	68	76	290	T61	44,625.00
TOTAL							\$102,125.00

Tokimatsu, Ryuko (70.25)

Year	1st	2nd	3rd	4th	Total	Finish	Money
2018	68	71	71	71	281	T39	66,250.00
TOTAL							\$66,250.00

Toms, David (69.84)

Year	1st	2nd	3rd	4th	Total	Finish	Money
2001	68	70	70	70	278	T13	100,500.00
2002	69	68	71	71	279	T15	60,875.00
2003	66	67	76	74	283	T33	38,583.33
2004	69	66	69	71	275	T6	178,333.33
2005	71	67	69	71	278	T9	135,000.00
2006	67	74	65	68	274	T8	152,500.00
2007	76	74	71	75	296	T61	36,750.00
2008	72	72	70	69	283	T48	44,250.00
2009	69	69	69	73	280	T22	74,428.57
2011	68	68	68	67	271	T9	152,500.00
2012	68	67	73	68	276	T8	128,750.00
TOTAL							\$1,102,470.23

Trahan, D.J. (68.50)

Year	1st	2nd	3rd	4th	Total	Finish	Money
2008	69	67	70	68	274	T8	162,500.00
TOTAL							\$162,500.00

Triplett, Kirk (71.77)

Year	1st	2nd	3rd	4th	Total	Finish	Money
2000	75	67	72	72	286	T33	34,750.00
2001	70				70	DQ	0.00
2002	71	69	70	73	283	T28	41,250.00
2004	73	67	79	75	294	T69	29,250.00
TOTAL							\$105,250.00

Tsukada, Yosuke (76.00)

Year	1st	2nd	3rd	4th	Total	Finish	Money
2016	78	78	73	75	304	57	53,000.00
TOTAL							\$53,000.00

FedEx St. Jude Invitational Individual Player Records (cont.)

Turner, Greg (70.75)

Year	1st	2nd	3rd	4th	Total	Finish	Money
1999	70	71	68	74	283	T21	66,000.00
TOTAL							\$66,000.00

Turnesa, Marc (73.75)

Year	1st	2nd	3rd	4th	Total	Finish	Money
2009	76	75	71	73	295	T74	36,625.00
TOTAL							\$36,625.00

Tway, Bob (68.75)

Year	1st	2nd	3rd	4th	Total	Finish	Money
2004	67	73	67	68	275	T6	178,333.34
TOTAL							\$178,333.34

Van de Velde, Jean (72.25)

Year	1st	2nd	3rd	4th	Total	Finish	Money
1999	75	71	68	75	289	T36	31,500.00
TOTAL							\$31,500.00

Van Pelt, Bo (69.13)

Year	1st	2nd	3rd	4th	Total	Finish	Money
2010	67	68	69	67	271	T3	412,500.00
2011	68	70	71	69	278	T23	75,250.00
2012	70	69	66	71	276	T8	128,750.00
2013	71	73	68	69	281	T21	81,166.67
TOTAL							\$697,666.67

Van Zyl, Jaco (76.25)

Year	1st	2nd	3rd	4th	Total	Finish	Money
2013	73	82	78	72	305	T72	41,500.00
TOTAL							\$41,500.00

Varner III, Harold (71.50)

Year	1st	2nd	3rd	4th	Total	Finish	Money
2017	70	69	73	74	286	T50	51,250.00
TOTAL							\$51,250.00

Vegas, Jhonattan (70.92)

Year	1st	2nd	3rd	4th	Total	Finish	Money
2011	73	70	74	74	291	T66	40,750.00
2017	69	71	68	69	277	T17	95,500.00
2018	70	75	70	68	283	T53	54,875.00
TOTAL							\$191,125.00

Verplank, Scott (71.10)

Year	1st	2nd	3rd	4th	Total	Finish	Money
2001	69	71	70	69	279	T17	83,000.00
2002	71	75	76	68	290	T58	29,500.00
2003	66	73	70	77	286	T46	31,500.00
2004	69	69	67	74	279	T19	74,000.00
2005	73	73	67	77	290	T51	40,250.00
2006	71	75	70	75	291	T59	37,500.00
2007	70	68	73	72	283	T9	147,500.00
2008	71	70	70	68	279	T20	71,000.00
2009	66	69	75	76	286	T51	46,500.00
2010	75	68	68	70	281	T39	58,000.00
TOTAL							\$618,750.00

Villegas, Camilo (71.08)

Year	1st	2nd	3rd	4th	Total	Finish	Money
2009	70	70	72	70	282	T36	60,000.00
2010	75	73	71	72	291	T71	37,750.00
2015	75	69	71	65	280	T25	74,666.67
TOTAL							\$172,416.67

Wagner, Johnson (71.50)

Year	1st	2nd	3rd	4th	Total	Finish	Money
2008	70	74	75	71	290	T71	33,250.00
2012	71	74	68	69	282	T36	62,500.00
TOTAL							\$95,750.00

Walker, Jimmy (70.38)

Year	1st	2nd	3rd	4th	Total	Finish	Money
2014	69	70	70	69	278	T26	75,200.00
2015	73	73	70	71	287	T53	48,166.67
2016	67	73	71	71	282	T16	105,200.00
2017	68	65	74	72	279	T28	73,562.50
TOTAL							\$302,129.17

Wang, Jeunghun (72.25)

Year	1st	2nd	3rd	4th	Total	Finish	Money
2017	74	73	73	69	289	T66	45,750.00
TOTAL							\$45,750.00

Warren, Marc (70.00)

Year	1st	2nd	3rd	4th	Total	Finish	Money
2015	71	70	69	70	280	T25	74,666.66
TOTAL							\$74,666.66

Watney, Nick (70.71)

Year	1st	2nd	3rd	4th	Total	Finish	Money
2007	72	72	76	76	296	T61	36,750.00
2009	74	68	69	71	282	T36	60,000.00
2010	68	68	69	72	277	T16	90,000.00
2011	65	70	70	73	278	T23	75,250.00
2012	69	70	72	67	278	T19	82,000.00
2013	71	72	70	73	286	T44	57,500.00
TOTAL							\$401,500.00

Watson, Bubba (69.58)

Year	1st	2nd	3rd	4th	Total	Finish	Money
2010	64	71	70	74	279	T22	72,000.00
2011	69	70	68	70	277	T21	81,250.00
2012	66	73	72	67	278	T19	82,000.00
2013	67	69	72	74	282	T27	73,500.00
2014	69	70	73	68	280	T37	64,500.00
2015	70	66	69	66	271	2	930,000.00
2016	72	69	70	70	281	T14	129,000.00
2017	67	74	66	70	277	T17	95,500.00
2018	71	69	67	73	280	T31	74,750.00
TOTAL							\$1,602,500.00

Webster, Steve (71.50)

Year	1st	2nd	3rd	4th	Total	Finish	Money
2008	68	72	72	74	286	T61	38,250.00
TOTAL							\$38,250.00

Weekley, Boo (71.45)

Year	1st	2nd	3rd	4th	Total	Finish	Money
2007	68	78	70	72	288	T30	58,000.00
2008	72	73	71	72	288	T66	35,750.00
2009	69	69	76	73	287	T58	44,250.00
2010	73	72	68	70	283	T46	50,214.29
2013	73	70	70	70	283	T33	68,000.00
TOTAL							\$256,214.29

Weir, Mike (70.76)

Year	1st	2nd	3rd	4th	Total	Finish	Money
2000	68	76	68	71	283	T24	52,333.33
2001	69	70	71	73	283	25	53,000.00
2002	69	70	71	72	282	T24	45,000.00
2003	71	72	69	69	281	T23	48,000.00
2004	70	67	73	74	284	T41	45,500.00
2005	71	69	70	76	286	T36	52,000.00
2006	69	71	69	72	281	T22	68,000.00
2007	77				77	W/D	0.00
2009	71	66	69	70	276	10	145,000.00
2010	72	69	72	72	285	T55	46,000.00
TOTAL							\$554,833.33

FedEx St. Jude Invitational Individual Player Records (cont.)

Westwood, Lee (70.58)

Year	1st	2nd	3rd	4th	Total	Finish	Money
1999	74	72	70	72	288	T33	34,000.00
2000	66	69	73	72	280	T20	68,333.33
2001	70	78			148	W/D	0.00
2002	68	69	72	70	279	T15	60,875.00
2003	70	70	73	73	286	T46	31,500.00
2004	69	69	69	69	276	T9	116,000.00
2005	73	72	63	74	282	T24	69,000.00
2006	79	67	74		220	W/D	0.00
2007	68	71	79	69	287	T22	66,250.00
2008	70	65	67	69	271	T2	635,000.00
2009	69	71	70	65	275	9	160,000.00
2010	71	76			147	W/D	0.00
2011	67	71	68	65	271	T9	152,500.00
2012	68	72	81	73	294	70	42,000.00
2013	71	71	71	72	285	T40	61,500.00
2014	72	71	70	63	276	T19	89,000.00
2015	68	70	73	68	279	T17	88,500.00
2017	72	78	68	67	285	T47	57,000.00
TOTAL							\$1,731,458.33

Wetterich, Brett (71.50)

Year	1st	2nd	3rd	4th	Total	Finish	Money
2006	72	73	71	68	284	T36	50,500.00
2007	74	75	70	69	288	T30	58,000.00
TOTAL							\$108,500.00

Wi, Charlie (72.75)

Year	1st	2nd	3rd	4th	Total	Finish	Money
2002	73	73	73	72	291	T63	28,625.00
TOTAL							\$28,625.00

Wiesberger, Bernd (70.83)

Year	1st	2nd	3rd	4th	Total	Finish	Money
2012	70	71	74	72	287	T55	46,500.00
2015	71	74	66	69	280	T25	74,666.67
2017	70	72	72	69	283	T41	63,000.00
TOTAL							\$184,166.67

Willett, Danny (72.17)

Year	1st	2nd	3rd	4th	Total	Finish	Money
2012	72	74	73	67	286	T50	49,000.00
2015	70	71	69	69	279	T17	88,500.00
2017	76	74	74	77	301	76	43,500.00
TOTAL							\$181,000.00

Wilson, Dean (71.50)

Year	1st	2nd	3rd	4th	Total	Finish	Money
2006	75	70	68	73	286	T45	44,500.00
TOTAL							\$44,500.00

Wilson, Mark (70.75)

Year	1st	2nd	3rd	4th	Total	Finish	Money
2007	76	75	68	70	289	T36	53,500.00
2011	69	69	71	66	275	T17	89,500.00
2012	72	71	73	69	285	T45	53,000.00
TOTAL							\$196,000.00

Wilson, Oliver (70.56)

Year	1st	2nd	3rd	4th	Total	Finish	Money
2008	71	69	72	68	280	T27	60,000.00
2009	69	69	68	71	277	T11	112,500.00
2010	71	67	67	75	280	T33	63,500.00
2015	74	72	75	71	292	T67	43,125.00
TOTAL							\$279,125.00

Wise, Aaron (68.00)

Year	1st	2nd	3rd	4th	Total	Finish	Money
2018	67	71	67	67	272	T6	241,375.00
TOTAL							\$241,375.00

Wood, Chris (71.50)

Year	1st	2nd	3rd	4th	Total	Finish	Money
2013	66	68	70	71	275	T7	205,000.00
2017	75	74	76	72	297	73	44,250.00
TOTAL							\$249,250.00

Woodland, Gary (70.50)

Year	1st	2nd	3rd	4th	Total	Finish	Money
2011	70	66	73	73	282	T45	53,000.00
2014	70	68	68	70	276	T19	89,000.00
2015	75	69	72	73	289	T57	45,750.00
2017	74	77	70	67	288	T63	46,500.00
2018	67	71	69	68	275	T17	104,250.00
TOTAL							\$338,500.00

Woods, Tiger (68.44)

Year	1st	2nd	3rd	4th	Total	Finish	Money
1999	66	71	62	71	270	1	1,000,000.00
2000	64	61	67	67	259	1	1,000,000.00
2001	66	67	66	69	268	1	1,000,000.00
2002	68	70	67	68	273	4	215,000.00
2003	65	72	67	70	274	T4	235,000.00
2004	68	66	70	69	273	T2	552,500.00
2005	66	70	67	71	274	1	1,300,000.00
2006	67	64	71	68	270	1	1,300,000.00
2007	68	70	69	65	272	1	1,350,000.00
2009	68	70	65	65	268	1	1,400,000.00
2010	74	72	75	77	298	T78	35,875.00
2011	68	71	72	70	281	T37	58,500.00
2012	70	72	68	66	276	T8	128,750.00
2013	66	61	68	70	265	1	1,500,000.00
2014	68	71	72		211	W/D	0.00
2018	66	68	73	73	280	T31	74,750.00
TOTAL							\$11,150,375.00

Woosnam, Ian (71.50)

Year	1st	2nd	3rd	4th	Total	Finish	Money
2000	73	72	72	69	286	T33	34,750.00
TOTAL							\$34,750.00

Yang, Y.E. (71.15)

Year	1st	2nd	3rd	4th	Total	Finish	Money
2007	73	74	70	78	295	T56	39,500.00
2009	72	72	69	66	279	T19	83,000.00
2010	74	68	71	70	283	T46	50,214.29
2011	72	71	69	72	284	T53	46,500.00
2012	69	71	74	68	282	T36	62,500.00
TOTAL							\$281,714.29


Yokoo, Kaname (72.25)

Year	1st	2nd	3rd	4th	Total	Finish	Money
2003	73	71	70	75	289	T58	27,000.00
TOTAL							\$27,000.00

Zanotti, Fabrizio (70.50)

Year	1st	2nd	3rd	4th	Total	Finish	Money
2014	70	71	68	69	278	T26	75,200.00
2017	74	69	71	72	286	T50	51,250.00
TOTAL							\$126,450.00

Player Records



With six World Golf Championships titles, 2019 WGC-Mexico Championship winner Dustin Johnson trails only Tiger Woods (18) for most all time.



LUCAS BJERREGAARD

Denmark



HEIGHT: 6-3
WEIGHT: 183
BIRTHDATE: August 14, 1991
BIRTHPLACE: Frederikshavn, Denmark
RESIDENCE: Monaco
TURNED PROFESSIONAL: 2011

BEST PGA TOUR CAREER FINISH: 4-2019 WGC-Dell Tech Match Play.

INTERNATIONAL VICTORIES (5): 2011 Isaberg Open [Nordic]. 2012 Soderby Masters [Nordic]. 2013 ECCO Spanish Open [Nordic]. 2017 Portugal Masters. 2018 Alfred Dunhill Links Championship.

OTHER VICTORIES (1): 2017 GolfSixes [with Thorbjorn Olesen].

WORLD GOLF CHAMPIONSHIPS CAREER SUMMARY

Tournament	Position	Total Score	Total Score	Par	Money
Dell Technologies Match Play (4-2-1)					
2019 Dell Tech Match Play	4				574,000
G1: beat Justin Thomas, 3 and 2					
G2: tied Keegan Bradley, Halved					
G3: beat Matt Wallace, 1 Up					
R4: beat Henrik Stenson, 3 and 2					
QF: beat Tiger Woods, 1 Up					
SF: lost to Matt Kuchar, 1 Up					
Consolation: lost to Francesco Molinari, 4 and 2					
					574,000

Mexico Championship

2019 Mexico Championship	69	76-76-72-73	297	+13	48,750
					48,750

HSBC Champions

2019 HSBC Champions	T69	77-74-79-74	304	+16	45,750
					45,750
TOTAL					\$668,500



KEEGAN BRADLEY

United States



HEIGHT: 6-3
WEIGHT: 190
BIRTHDATE: June 07, 1986
BIRTHPLACE: Woodstock, Vermont
RESIDENCE: Jupiter, Florida
TURNED PROFESSIONAL: 2008

PGA TOUR VICTORIES (4): 2011 PGA Championship, HP Byron Nelson Champ. 2012 WGC-Bridgestone Invit'l. 2018 BMW Championship.

OTHER VICTORIES (5): 2011 Franklin Templeton Shootout [with Brendan Steele], PGA Grand Slam of Golf. 2015 CVS Health Charity Classic [with Jon Curran]. 2016 CVS Health Charity Classic [with Jon Curran]. 2017 CVS Health Charity Classic [with Billy Andrade and Brooke Henderson].

WORLD GOLF CHAMPIONSHIPS CAREER SUMMARY

Tournament	Position	Total Score	Total Score	Par	Money
Dell Technologies Match Play (1-8-4)					
2012 Accenture Match Play	T17				95,000
R1: beat Geoff Ogilvy, 4 and 3					
R2: lost to Miguel Angel Jiménez, 2 and 1					
2013 Accenture Match Play	T33				46,000
R1: lost to Marcus Fraser, 1 Up					
2014 Accenture Match Play	T33				48,000
R1: lost to Jonas Blixt, 2 and 1					
2015 Cadillac Match Play	T52				49,385
G1: lost to Louis Oosthuizen, 6 and 5					
G2: lost to Bubba Watson, 4 and 2					
G3: lost to Miguel Angel Jiménez, 1 Up					
2018 Dell Tech Match Play	T36				65,500
G1: tied Jon Rahm, Halved					
G2: lost to Kiradech Aphibarnrat, 1 Up					
G3: tied Chez Reavie, Halved					
2019 Dell Tech Match Play	T40				62,500
G1: lost to Matt Wallace, 1 Up					
G2: tied Lucas Bjerregaard, Halved					
G3: tied Justin Thomas, Halved					
					366,385

Mexico Championship

2012 Cadillac Championship	T8	69-67-66-75	277	-11	165,000
2013 Cadillac Championship	7	68-68-69-71	276	-12	240,000
2014 Cadillac Championship	T50	74-76-75-74	299	+11	54,500
2015 Cadillac Championship	T38	73-74-75-70	292	+4	65,500
2019 Mexico Championship	T10	69-73-69-65	276	-8	161,500
					686,500

FedEx St. Jude Invitational

2011 Bridgestone Invit'l	T15	67-65-68-74	274	-6	95,500
2012 Bridgestone Invit'l	1	67-69-67-64	267	-13	1,400,000
2013 Bridgestone Invit'l	T2	66-68-71-67	272	-8	692,500
2014 Bridgestone Invit'l	T4	68-67-67-69	271	-9	308,000
2015 Bridgestone Invit'l	T17	69-70-69-71	279	-1	88,500
					2,584,500

HSBC Champions

2011 HSBC Champions	T16	65-70-72-72	279	-9	79,333
2012 HSBC Champions	23	71-68-68-71	278	-10	67,000
2014 HSBC Champions	T11	71-68-68-68	275	-13	116,667
2015 HSBC Champions	T64	72-73-77-78	300	+12	42,500
2019 HSBC Champions	6	69-70-70-72	281	-7	289,000
					594,500
TOTAL					\$4,231,885



RAFA CABRERA BELLO

Spain



HEIGHT: 6-2
WEIGHT: 179
BIRTHDATE: May 25, 1984
BIRTHPLACE: Las Palmas, Gran Canaria, Spain
RESIDENCE: Maspalomas, Gran Canaria, Spain
TURNED PROFESSIONAL: 2005

BEST PGA TOUR CAREER FINISH: **3-2016** WGC-Dell Match Play. **3-2018** WGC-Mexico Championship. **3-2019** THE CJ CUP @ NINE BRIDGES, Arnold Palmer Inv'tl.

INTERNATIONAL VICTORIES (5): **2006** MAN NO Open [EurChall]. **2008** Credit Suisse Challenge [EurChall]. **2009** Austrian Golf Open [Eur]. **2012** Dubai Desert Classic [Eur]. **2017** Aberdeen Asset Management Scottish Open [Eur].

WORLD GOLF CHAMPIONSHIPS CAREER SUMMARY

Tournament	Position	Total Score	Total Score	Par	Money
Dell Technologies Match Play (10-7-2)					
2012 Accenture Match Play	T33				45,000
R1: lost to Jason Day, 19 holes					
2013 Accenture Match Play	T17				96,000
R1: beat Lee Westwood, 19 holes					
R2: lost to Martin Kaymer, 2 and 1					
2016 Dell Match Play	3				660,000
G1: beat Hideki Matsuyama, 1 Up					
G2: beat Kevin Kisner, 4 and 3					
G3: tied Søren Kjeldsen, Halved					
R4: beat Byeong Hun An, WD					
QF: beat Ryan Moore, 2 and 1					
SF: lost to Louis Oosthuizen, 4 and 3					
Consolation: beat Rory McIlroy, 3 and 2					
2017 Dell Tech Match Play	T17				93,308
G1: beat Jeunghun Wang, 4 and 3					
G2: lost to Charles Howell III, 1 Up					
G3: beat Tyrrell Hatton, 2 and 1					
2018 Dell Tech Match Play	T36				65,500
G1: beat Satoshi Kodaira, 2 and 1					
G2: lost to Charles Howell III, 3 and 1					
G3: lost to Phil Mickelson, 1 Up					
2019 Dell Tech Match Play	T24				81,313
G1: lost to Tyrrell Hatton, 4 and 3					
G2: tied Lee Westwood, Halved					
G3: beat Xander Schauffele, 1 Up					

1,041,120

Mexico Championship

2012 Cadillac Championship	65	75-70-75-74	294	+6	40,500
2013 Cadillac Championship	T63	71-74-76-78	299	+11	46,250
2016 Cadillac Championship	T11	73-71-67-74	285	-3	145,000
2017 Mexico Championship	T38	72-69-71-72	284	E	64,000
2018 Mexico Championship	T3	66-67-69-67	269	-15	510,500
2019 Mexico Championship	T19	76-69-66-68	279	-5	103,750
					910,000

FedEx St. Jude Invitational

2012 Bridgestone Invit'l	T29	66-65-77-73	281	+1	68,000
2017 Bridgestone Invit'l	72	76-73-75-70	294	+14	44,500
2018 Bridgestone Invit'l	T17	68-67-69-71	275	-5	104,250
					216,750

HSBC Champions

2012 HSBC Champions	T46	75-69-76-67	287	-1	40,000
2017 HSBC Champions	T19	71-74-68-69	282	-6	93,000
2018 HSBC Champions	T5	68-70-70-72	280	-8	288,000
2019 HSBC Champions	T14	68-73-73-71	285	-3	129,000
					550,000

TOTAL \$2,717,870



PATRICK CANTLAY

United States



HEIGHT: 6-0
WEIGHT: 190
BIRTHDATE: March 17, 1992
BIRTHPLACE: Long Beach, California
RESIDENCE: North Palm Beach, Florida
TURNED PROFESSIONAL: 2012

PGA TOUR VICTORIES (2): **2018** Shriners Hospitals. **2019** the Memorial Tournament.

KORN FERRY TOUR VICTORIES (1): **2013** Colombia Championship.

WORLD GOLF CHAMPIONSHIPS CAREER SUMMARY

Tournament	Position	Total Score	Total Score	Par	Money
Dell Technologies Match Play (3-2-1)					
2018 Dell Tech Match Play	T17				97,917
G1: lost to Cameron Smith, 1 Up					
G2: beat Yusaku Miyazato, 1 Up					
G3: beat Hideki Matsuyama, 4 and 3					
2019 Dell Tech Match Play	T24				81,313
G1: tied Brandt Snedeker, Halved					
G2: beat Aaron Wise, 4 and 2					
G3: lost to Tiger Woods, 4 and 2					
					179,229

Mexico Championship

2018 Mexico Championship	T30	70-75-71-66	282	-2	81,429
2019 Mexico Championship	T6	72-67-65-70	274	-10	261,667
					343,095

FedEx St. Jude Invitational

2018 Bridgestone Invit'l	T6	64-72-68-68	272	-8	241,375
					241,375

HSBC Champions

2018 HSBC Champions	T15	68-74-69-73	284	-4	107,900
2019 HSBC Champions	T7	70-68-73-72	283	-5	210,563
					318,463

TOTAL \$1,082,162



PAUL CASEY

England



HEIGHT: 5-10
WEIGHT: 180
BIRTHDATE: July 21, 1977
BIRTHPLACE: Cheltenham, England
RESIDENCE: Phoenix, Arizona; Weybridge, England
TURNED PROFESSIONAL: 2000

PGA TOUR VICTORIES (3): 2009 Shell Houston Open. 2018 Valspar Championship. 2019 Valspar Championship.

INTERNATIONAL VICTORIES (14): 2001 Gleneagles Scottish PGA. 2003 ANZ Championship [Eur], Benson & Hedges International Open [Eur]. 2005 TCL Classic [Eur], Volvo China Open [Eur]. 2006 Johnnie Walker Championship at Gleneagles [Eur], HSBC World Match Play [Eur]. 2007 Abu Dhabi Golf Championship [Eur]. 2009 Abu Dhabi Championship [Eur], BMW PGA Championship [Eur]. 2011 Volvo Golf Champions [Eur], Shinhan Donghae Open [Kor]. 2013 Irish Open [Eur]. 2014 KLM Open [Eur].

OTHER VICTORIES (1): 2004 World Golf Championships-World Cup [with Luke Donald].

WORLD GOLF CHAMPIONSHIPS CAREER SUMMARY

Tournament	Position	Total Score	Total Score	Par	Money
Dell Technologies Match Play (27-15-2)					
2003 Accenture Match Play	T33				30,000
R1: lost to Davis Love III, 5 and 4					
2004 Accenture Match Play	T33				35,000
R1: lost to Shaun Micheel, 21 holes					
2005 Accenture Match Play	T33				35,000
R1: lost to Angel Cabrera, 4 and 2					
2006 Accenture Match Play	T33				35,000
R1: lost to Henrik Stenson, 1 Up					
2007 Accenture Match Play	T5				260,000
R1: beat Mike Weir, 1 Up					
R2: beat Colin Montgomerie, 4 and 3					
R3: beat Shaun Micheel, 2 Up					
QF: lost to Geoff Ogilvy, 5 and 4					
2008 Accenture Match Play	T9				130,000
R1: beat Robert Karlsson, 2 Up					
R2: beat Bradley Dredge, 2 and 1					
R3: lost to K. J. Choi, 1 Up					
2009 Accenture Match Play	2				850,000
R1: beat Aaron Baddeley, 1 Up					
R2: beat Mathew Goggin, 6 and 4					
R3: beat Peter Hanson, 4 and 2					
QF: beat Sean O'Hair, 4 and 3					
SF: beat Ross Fisher, 2 and 1					
Consolation: lost to Geoff Ogilvy, 4 and 3					
2010 Accenture Match Play	2				850,000
R1: beat Stephen Ames, 5 and 4					
R2: beat Mike Weir, 5 and 4					
R3: beat Brian Gay, 5 and 4					
QF: beat Stewart Cink, 5 and 4					
SF: beat Camilo Villegas, 24 holes					
Consolation: lost to Ian Poulter, 4 and 2					
2011 Accenture Match Play	T17				95,000
R1: beat Richard Green, 19 holes					
R2: lost to Jason Day, 4 and 2					
2015 Cadillac Match Play	T5				285,000
G1: beat Chris Kirk, 22 holes					
G2: beat Adam Scott, 1 Up					
G3: beat Francesco Molinari, 1 Up					
R4: beat Charl Schwartzel, 3 and 1					
QF: lost to Rory McIlroy, 22 holes					
2016 Dell Match Play	T51				52,000
G1: lost to Thongchai Jaidee, 2 and 1					
G2: tied Graeme McDowell, 1 Up					
G3: lost to Jason Day, 1 Up					

2017 Dell Tech Match Play	T9				158,000
G1: beat Joost Luiten, 2 and 1					
G2: beat Byeong Hun An, 1 Up					
G3: beat Charl Schwartzel, 4 and 3					
R4: lost to Hideto Tanihara, 2 and 1					
2018 Dell Tech Match Play	T17				97,917
G1: beat Russell Henley, 1 Up					
G2: beat Kyle Stanley, 4 and 2					
G3: lost to Matthew Fitzpatrick, 3 and 2					
2019 Dell Tech Match Play	T9				167,000
G1: beat Abraham Ancer, 5 and 3					
G2: tied Charles Howell III, Halved					
G3: beat Cameron Smith, 4 and 3					
R4: lost to Francesco Molinari, 5 and 4					
					3,079,917

Mexico Championship

2003 American Express	T8	73-71-66-71	281	+1	137,500
2004 American Express	T21	72-70-71-71	284	-4	72,000
2006 American Express	T56	74-75-72-71	292	+8	38,500
2007 CA Championship	T9	76-70-66-72	284	-4	157,500
2008 CA Championship	T51	72-75-67-73	287	-1	44,750
2009 CA Championship	T31	71-66-72-73	282	-6	68,500
2010 CA Championship	T6	69-72-68-69	278	-10	214,300
2011 Cadillac Championship	T18	70-71-69-72	282	-6	89,000
2012 Cadillac Championship	T51	76-71-68-73	288	E	46,875
2015 Cadillac Championship	T38	75-73-72-72	292	+4	65,500
2016 Cadillac Championship	7	71-68-75-68	282	-6	240,000
2017 Mexico Championship	T16	74-71-67-66	278	-6	105,125
2018 Mexico Championship	T12	73-68-68-66	275	-9	150,500
2019 Mexico Championship	T3	71-72-65-65	273	-11	472,000
					1,902,050

FedEx St. Jude Invitational

2003 NEC Invitational	T17	72-66-71-70	279	-1	59,250
2004 NEC Invitational	T16	72-70-68-68	278	-2	79,333
2005 NEC Invitational	T19	75-68-67-71	281	+1	77,000
2006 Bridgestone Invit'l	T4	69-69-64-71	273	-7	246,250
2007 Bridgestone Invit'l	T51	67-73-76-78	294	+14	42,000
2008 Bridgestone Invit'l	T8	70-71-68-65	274	-6	162,500
2010 Bridgestone Invit'l	T22	68-68-73-70	279	-1	72,000
2011 Bridgestone Invit'l	T45	73-71-71-67	282	+2	53,000
2013 Bridgestone Invit'l	T27	70-70-73-69	282	+2	73,500
2015 Bridgestone Invit'l	T17	68-73-71-67	279	-1	88,500
2016 Bridgestone Invit'l	T16	70-72-72-68	282	+2	105,200
2017 Bridgestone Invit'l	T5	70-69-67-67	273	-7	268,500
2018 Bridgestone Invit'l	T31	68-71-71-70	280	E	74,750
					1,401,783

HSBC Champions

2010 HSBC Champions	T6	73-71-67-70	281	-7	145,714
2011 HSBC Champions	T4	70-66-70-67	273	-15	258,333
2014 HSBC Champions	20	69-73-69-69	280	-8	84,000
2016 HSBC Champions	T23	67-72-71-68	278	-10	75,750
2017 HSBC Champions	T12	67-70-72-69	278	-10	134,000
2018 HSBC Champions	T11	71-72-69-71	283	-5	140,000
2019 HSBC Champions	T16	73-68-74-71	286	-2	116,000
					953,798

TOTAL \$7,337,548



COREY CONNORS

Canada



HEIGHT: 6-0
WEIGHT: 190
BIRTHDATE: January 06, 1992
BIRTHPLACE: Listowel, Ontario, Canada
RESIDENCE: Listowel, Ontario, Canada
TURNED PROFESSIONAL: 2015

PGA TOUR VICTORIES (1): 2019 Valero Texas Open.

WORLD GOLF CHAMPIONSHIPS CAREER SUMMARY

Tournament	Position	Total Score	Total Score	Par	Money
------------	----------	-------------	-------------	-----	-------

No previous World Golf Championships competition.



JASON DAY

Australia



HEIGHT: 6-0
WEIGHT: 195
BIRTHDATE: November 12, 1987
BIRTHPLACE: Beaudesert, Queensland, Australia
RESIDENCE: Forest Lake, Queensland, Australia; Columbus, Ohio
TURNED PROFESSIONAL: 2006

PGA TOUR VICTORIES (12): 2010 HP Byron Nelson Champ. 2014 WGC-Accenture Match Play. 2015 Farmers Insurance Open, PGA Championship, The Barclays, BMW Championship, RBC Canadian Open. 2016 THE PLAYERS Championship, WGC-Dell Match Play, Arnold Palmer Inv'tl. 2018 Wells Fargo Championship, Farmers Insurance Open.

KORN FERRY TOUR VICTORIES (1): 2007 Legend Financial Group.

OTHER VICTORIES (3): 2013 ISPS Handa World Cup [with Adam Scott], ISPS Handa World Cup [individ]. 2015 Franklin Templeton Shootout [with Cameron Tringale].

WORLD GOLF CHAMPIONSHIPS CAREER SUMMARY

Tournament	Position	Total Score	Total Score	Par	Money
Dell Technologies Match Play (22-14-0)					
2011 Accenture Match Play	T9				140,000
R1: beat K.T. Kim, 3 and 2					
R2: beat Paul Casey, 4 and 2					
R3: lost to J.B. Holmes, 1 Up					
2012 Accenture Match Play	T17				95,000
R1: beat Rafa Cabrera Bello, 19 holes					
R2: lost to John Senden, 6 and 5					
2013 Accenture Match Play	3				615,000
R1: beat Zach Johnson, 6 and 5					
R2: beat Russell Henley, 19 holes					
R3: beat Bubba Watson, 4 and 3					
QF: beat Graeme McDowell, 1 Up					
SF: lost to Matt Kuchar, 4 and 3					
Consolation: beat Ian Poulter, 1 Up					
2014 Accenture Match Play	1				1,530,000
R1: beat Thorbjørn Olesen, 2 Up					
R2: beat Billy Horschel, 22 holes					
R3: beat George Coetzee, 3 and 1					
QF: beat Louis Oosthuizen, 2 and 1					
SF: beat Rickie Fowler, 3 and 2					
Consolation: beat Victor Dubuisson, 23 holes					
2015 Cadillac Match Play	T52				49,385
G1: lost to Charley Hoffman, 4 and 3					
G2: lost to Branden Grace, 4 and 3					
G3: lost to Zach Johnson, 3 and 2					
2016 Dell Match Play	1				1,620,000
G1: beat Graeme McDowell, 3 and 2					
G2: beat Thongchai Jaidee, 5 and 3					
G3: beat Paul Casey, 2 Up					
R4: beat Brandt Snedeker, 3 and 2					
QF: beat Brooks Koepka, 3 and 2					
SF: beat Rory McIlroy, 1 Up					
Consolation: beat Louis Oosthuizen, 5 and 4					

2017 Dell Tech Match Play	58				49,500
G1: lost to Pat Perez, WD					
G2: lost to Lee Westwood,					
G3: lost to Marc Leishman,					
2018 Dell Tech Match Play	T36				65,500
G1: beat James Hahn, 4 and 2					
G2: lost to Jason Dufner, 3 and 1					
G3: lost to Louis Oosthuizen, 1 Up					
2019 Dell Tech Match Play	T61				50,750
G1: lost to Jim Furyk, 1 Up					
G2: lost to Henrik Stenson, 4 and 3					
G3: lost to Phil Mickelson, 1 Up					
					4,215,135

Mexico Championship

2011 Cadillac Championship	T45	71-76-71-72	290	+2	55,500
2012 Cadillac Championship	T20	73-67-70-71	281	-7	85,000
2013 Cadillac Championship	T33	74-66-75-71	286	-2	71,500
2015 Cadillac Championship	T31	76-74-70-71	291	+3	72,000
2016 Cadillac Championship	T23	72-74-71-71	288	E	91,000
					375,000

FedEx St. Jude Invitational

2010 Bridgestone Invit'l	T22	69-70-69-71	279	-1	72,000
2011 Bridgestone Invit'l	T4	63-70-66-69	268	-12	332,500
2012 Bridgestone Invit'l	T29	75-70-70-66	281	+1	68,000
2013 Bridgestone Invit'l	T53	74-72-72-70	288	+8	48,875
2014 Bridgestone Invit'l	W/D	74-71	145	+5	0
2015 Bridgestone Invit'l	T12	69-69-70-69	277	-3	126,000
2016 Bridgestone Invit'l	T3	67-69-69-72	277	-3	449,250
2017 Bridgestone Invit'l	T24	71-66-70-71	278	-2	82,000
2018 Bridgestone Invit'l	T10	65-66-69-73	273	-7	160,875
					1,339,500

HSBC Champions

2018 HSBC Champions	T11	69-74-72-68	283	-5	140,000
2019 HSBC Champions	T11	71-70-69-74	284	-4	152,333
					292,333
					TOTAL \$6,221,968



BRYSON DECHAMBEAU

United States



HEIGHT: 6-1
WEIGHT: 185
BIRTHDATE: September 16, 1993
BIRTHPLACE: Modesto, California
RESIDENCE: Dallas, Texas
TURNED PROFESSIONAL: 2016

PGA TOUR VICTORIES (5): **2017** John Deere Classic. **2018** THE NORTHERN TRUST, Dell Technologies Champ, the Memorial Tournament. **2019** Shriners Hospitals.

KORN FERRY TOUR VICTORIES (1): **2016** DAP Championship.

INTERNATIONAL VICTORIES (1): **2019** Omega Dubai Desert Classic.

WORLD GOLF CHAMPIONSHIPS CAREER SUMMARY

Tournament	Position	Total Score	Total Score	Par	Money
Dell Technologies Match Play (1-2-0)					
2019 Dell Tech Match Play	T40				62,500
G1: beat Russell Knox, 3 and 1					
G2: lost to Kiradech Aphibarnrat, 2 and 1					
G3: lost to Marc Leishman, 5 and 4					
					62,500
Mexico Championship					
2019 Mexico Championship	T56	75-73-73-69	290	+6	55,500
					55,500
FedEx St. Jude Invitational					
2017 Bridgestone Invit'l	T60	75-69-71-72	287	+7	47,500
2018 Bridgestone Invit'l	30	75-69-68-67	279	-1	79,250
					126,750
					TOTAL \$244,750



PHILIP ERIKSSON

Sweden



HEIGHT: 5-11
WEIGHT: 155
BIRTHDATE: November 22, 1991
BIRTHPLACE: Sweden
RESIDENCE: Halmstad, Sweden
TURNED PROFESSIONAL: 2011

INTERNATIONAL VICTORIES (1): **2019** Dimension Data Pro-Am.

WORLD GOLF CHAMPIONSHIPS CAREER SUMMARY

Tournament	Position	Total Score	Total Score	Par	Money
------------	----------	-------------	-------------	-----	-------

No previous World Golf Championships competition.



TONY FINAU

United States



HEIGHT: 6-4
WEIGHT: 200
BIRTHDATE: September 14, 1989
BIRTHPLACE: Salt Lake City, Utah
RESIDENCE: Lehi, Utah
TURNED PROFESSIONAL: 2007

PGA TOUR VICTORIES (1): 2016 Puerto Rico Open.

KORN FERRY TOUR VICTORIES (1): 2014 Stonebrae Classic.

WORLD GOLF CHAMPIONSHIPS CAREER SUMMARY

Tournament	Position	Total Score	Total Score	Par	Money
Dell Technologies Match Play (3-3-0)					
2018 Dell Tech Match Play	T17				97,917
G1: beat Thomas Pieters, 2 and 1					
G2: beat Kevin Na, 3 and 2					
G3: lost to Alex Noren, 1 Up					
2019 Dell Tech Match Play	T40				62,500
G1: beat Keith Mitchell, 2 and 1					
G2: lost to Kevin Kisner, 1 Up					
G3: lost to Ian Poulter, 1 Up					
					160,417
Mexico Championship					
2018 Mexico Championship	T27	68-70-68-74	280	-4	91,000
2019 Mexico Championship	T25	73-69-69-69	280	-4	93,250
					184,250
FedEx St. Jude Invitational					
2018 Bridgestone Invit'l	T10	68-66-71-68	273	-7	160,875
					160,875
HSBC Champions					
2018 HSBC Champions	T11	67-72-74-70	283	-5	140,000
2019 HSBC Champions	2	66-67-70-71	274	-14	1,072,000
					1,212,000
					TOTAL \$1,717,542



MATTHEW FITZPATRICK

England



HEIGHT: 5-10
WEIGHT: 155
BIRTHDATE: September 01, 1994
BIRTHPLACE: Sheffield, England
RESIDENCE: Sheffield, England
TURNED PROFESSIONAL: 2014

BEST PGA TOUR CAREER FINISH: 2-2019 Arnold Palmer Inv'tl.

INTERNATIONAL VICTORIES (5): 2015 British Masters [Eur]. 2016 Nordea Masters [Eur], DP World Tour Championship [Eur]. 2017 Omega European Masters [Eur]. 2018 Omega European Masters [Eur].

WORLD GOLF CHAMPIONSHIPS CAREER SUMMARY

Tournament	Position	Total Score	Total Score	Par	Money
Dell Technologies Match Play (4-8-0)					
2016 Dell Match Play	T38				63,000
G1: lost to Phil Mickelson, 5 and 4					
G2: lost to Patrick Reed, 4 and 3					
G3: beat Daniel Berger, 2 Up					
2017 Dell Tech Match Play	T17				93,308
G1: lost to Kevin Na, 5 and 4					
G2: beat Chris Wood, 4 and 2					
G3: beat Justin Thomas, 2 and 1					
2018 Dell Tech Match Play	T36				65,500
G1: lost to Kyle Stanley, 1 Up					
G2: lost to Russell Henley, 2 and 1					
G3: beat Paul Casey, 3 and 2					
2019 Dell Tech Match Play	T61				50,750
G1: lost to Justin Harding, 1 Up					
G2: lost to Luke List, 2 and 1					
G3: lost to Rory McIlroy, 4 and 2					
					272,558

Mexico Championship

2016 Cadillac Championship	T35	76-71-72-73	292	+4	72,500
2017 Mexico Championship	T16	71-67-72-68	278	-6	105,125
2018 Mexico Championship	T30	71-69-74-68	282	-2	81,429
2019 Mexico Championship	T27	72-71-68-70	281	-3	85,000
					344,054

FedEx St. Jude Invitational

2017 Bridgestone Invit'l	T50	73-71-71-71	286	+6	51,250
2018 Bridgestone Invit'l	T48	66-70-73-73	282	+2	59,250
					110,500

HSBC Champions

2016 HSBC Champions	T7	68-69-69-67	273	-15	173,750
2017 HSBC Champions	T16	72-74-70-65	281	-7	103,667
2018 HSBC Champions	T9	68-69-72-73	282	-6	176,000
2019 HSBC Champions	T54	67-80-70-81	298	+10	50,313
					503,729

TOTAL \$1,230,840



TOMMY FLEETWOOD

England



HEIGHT: 5-11
WEIGHT: 168
BIRTHDATE: January 19, 1991
BIRTHPLACE: Southport, England
RESIDENCE: Southport, England
TURNED PROFESSIONAL: 2010

BEST PGA TOUR CAREER FINISH: **2-2017** WGC-Mexico Championship. **2-2018** U.S. Open. **2-2019** Zurich Classic of New Orleans. **2-2019** The Open Championship.

INTERNATIONAL VICTORIES (5): **2011** Kazakhstan Open [EurChall]. **2013** Johnnie Walker Championship at Gleneagles [Eur]. **2017** HNA Open de France [Eur], Abu Dhabi HSBC Championship [Eur]. **2018** Abu Dhabi HSBC Championship presented by EGA [Eur].

OTHER VICTORIES (2): **2011** Formby Hall Classic [PGA EuroPro]. **2013** Farmfoods British Par-3 Championship.

WORLD GOLF CHAMPIONSHIPS CAREER SUMMARY

Tournament	Position	Total Score	Total Score	Par	Money
Dell Technologies Match Play (7-6-1)					
2015 Cadillac Match Play	T5				285,000
G1: lost to Sergio Garcia, 1 Up					
G2: beat Jamie Donaldson, 21 holes					
G3: beat Bernd Wiesberger, 19 holes					
R4: beat Branden Grace, 2 and 1					
QF: lost to Danny Willett, 4 and 3					
2017 Dell Tech Match Play	T39				63,500
G1: beat Zach Johnson, 1 Up					
G2: lost to Brendan Steele, 1 Up					
G3: lost to Matt Kuchar, 4 and 2					
2018 Dell Tech Match Play	T17				97,917
G1: lost to Ian Poulter, 3 and 2					
G2: beat Kevin Chappell, 7 and 6					
G3: beat Daniel Berger, 2 and 1					
2019 Dell Tech Match Play	T24				81,313
G1: beat Byeong Hun An, 3 and 2					
G2: tied Kyle Stanley, Halved					
G3: lost to Louis Oosthuizen, 4 and 3					
					527,729

Mexico Championship

2015 Cadillac Championship	T71	77-77-73-80	307	+19	42,625
2017 Mexico Championship	2	69-70-66-66	271	-13	1,045,000
2018 Mexico Championship	T14	72-71-67-66	276	-8	126,500
2019 Mexico Championship	T19	70-65-72-72	279	-5	103,750
					1,317,875

FedEx St. Jude Invitational

2017 Bridgestone Invit'l	T28	70-68-70-71	279	-1	73,563
2018 Bridgestone Invit'l	T14	66-63-74-71	274	-6	128,250
					201,813

HSBC Champions

2014 HSBC Champions	T18	68-70-69-72	279	-9	87,000
2015 HSBC Champions	T24	69-75-74-69	287	-1	73,500
2016 HSBC Champions	T30	67-71-72-70	280	-8	68,000
2018 HSBC Champions	T20	71-70-70-74	285	-3	90,250
2019 HSBC Champions	T7	68-68-72-75	283	-5	210,563
					529,313

TOTAL \$2,576,729



JIM FURYK

United States



HEIGHT: 6-2
WEIGHT: 185
BIRTHDATE: May 12, 1970
BIRTHPLACE: West Chester, Pennsylvania
RESIDENCE: Ponte Vedra Beach, Florida
TURNED PROFESSIONAL: 1992

PGA TOUR VICTORIES (17): 1995 Las Vegas Invitational. 1996 United Airlines Hawaiian. 1998 Las Vegas Invitational. 1999 Las Vegas Invitational. 2000 Doral-Ryder Open. 2001 Mercedes Championships. 2002 Memorial Tournament. 2003 U.S. Open Championship, Buick Open. 2005 Cialis Western Open. 2006 Canadian Open, Wachovia Championship. 2007 Canadian Open. 2010 Transitions Championship, THE TOUR Championship, Verizon Heritage. 2015 RBC Heritage.

KORN FERRY TOUR VICTORIES (1): 1993 NIKE Mississippi Gulf Coa.

INTERNATIONAL VICTORIES (3): 1997 Argentine Open. 2005 Nedbank Challenge [SAf]. 2006 Nedbank Challenge [SAf].

OTHER VICTORIES (3): 1998 Fred Meyer Challenge [with David Duval]. 2003 PGA Grand Slam of Golf. 2009 Chevron World Challenge.

WORLD GOLF CHAMPIONSHIPS CAREER SUMMARY

Tournament	Position	Total Score	Total Score	Par	Money
Dell Technologies Match Play (21-19-1)					
1999 Accenture Match Play	T33				25,000
R1: lost to Patrik Sjöland, 5 and 3					
2000 Accenture Match Play	T9				75,000
R1: beat Rocco Mediate, 2 and 1					
R2: beat Bob Tway, 2 and 1					
R3: lost to Davis Love III, 3 and 2					
2002 Accenture Match Play	T9				85,000
R1: beat Billy Andrade, 20 holes					
R2: beat Toshimitsu Izawa, 2 and 1					
R3: lost to Kevin Sutherland, 4 and 3					
2003 Accenture Match Play	T9				95,000
R1: beat Len Mattiace, 2 and 1					
R2: beat Steve Lowery, 6 and 5					
R3: lost to Darren Clarke, 1 Up					
2005 Accenture Match Play	T33				35,000
R1: lost to Ian Poulter, 3 and 1					
2006 Accenture Match Play	T33				35,000
R1: lost to Zach Johnson, 1 Up					
2007 Accenture Match Play	T17				90,000
R1: beat Brett Quigley, 2 and 1					
R2: lost to Chad Campbell, 19 holes					
2008 Accenture Match Play	T33				40,000
R1: lost to Colin Montgomerie, 3 and 2					
2009 Accenture Match Play	T9				140,000
R1: beat Anders Hansen, 2 and 1					
R2: beat Martin Kaymer, 4 and 2					
R3: lost to Ross Fisher, 4 and 3					
2010 Accenture Match Play	T17				95,000
R1: beat Scott Verplank, 2 and 1					
R2: lost to Charl Schwartzel, 3 and 2					
2011 Accenture Match Play	T33				45,000
R1: lost to Ryan Palmer, 1 Up					
2012 Accenture Match Play	T33				45,000
R1: lost to Dustin Johnson, 20 holes					
2013 Accenture Match Play	T17				96,000
R1: beat Ryan Moore, 4 and 2					
R2: lost to Bubba Watson, 22 holes					
2014 Accenture Match Play	T5				280,000
R1: beat Chris Kirk, 2 and 1					
R2: beat Charl Schwartzel, 3 and 2					
R3: beat Harris English, 1 Up					
QF: lost to Rickie Fowler, 1 Up					

2015 Cadillac Match Play	4				520,000
G1: beat George Coetzee, 3 and 2					
G2: lost to Thongchai Jaidee, 3 and 1					
G3: beat Martin Kaymer, 20 holes					
R4: beat J.B. Holmes, 5 and 3					
QF: beat Louis Oosthuizen, 4 and 2					
SF: lost to Rory McIlroy, 1 Up					
Consolation: lost to Danny Willett, 3 and 2					
2017 Dell Tech Match Play	T30				74,000
G1: tied Hideki Matsuyama, Halved					
G2: beat Louis Oosthuizen, 3 and 2					
G3: lost to Ross Fisher, 4 and 2					
2019 Dell Tech Match Play	T17				108,429
G1: beat Jason Day, 2 Up					
G2: beat Phil Mickelson, 1 Up					
G3: lost to Henrik Stenson, 5 and 4					
					1,883,429

Mexico Championship					
1999 American Express	T11	68-73-71-74	286	+2	93,000
2002 American Express	T33	69-69-69-73	280	-8	43,000
2003 American Express	T12	70-74-69-70	283	+3	89,375
2004 American Express	T36	70-70-71-76	287	-1	48,000
2005 American Express	T15	68-67-71-72	278	-2	87,333
2006 American Express	4	67-65-69-69	270	-14	345,000
2007 CA Championship	T35	70-73-72-78	293	+5	56,500
2008 CA Championship	T2	69-71-64-68	272	-16	530,000
2009 CA Championship	3	68-68-69-67	272	-16	470,000
2010 CA Championship	T37	70-76-69-71	286	-2	62,500
2011 Cadillac Championship	T49	74-71-71-75	291	+3	50,500
2013 Cadillac Championship	T35	72-70-72-73	287	-1	68,500
2014 Cadillac Championship	T62	78-77-75-76	306	+18	47,000
2015 Cadillac Championship	T12	70-73-76-69	288	E	123,000
2017 Mexico Championship	T58	77-71-70-71	289	+5	48,500
					2,162,208

FedEx St. Jude Invitational					
1999 NEC Invitational	T10	67-72-69-71	279	-1	129,000
2000 NEC Invitational	T4	65-69-69-68	271	-9	243,333
2001 NEC Invitational	2	65-66-66-71	268	-12	500,000
2002 NEC Invitational	T6	70-67-68-70	275	-9	150,000
2003 NEC Invitational	T6	69-69-68-69	275	-5	163,333
2004 NEC Invitational	T22	68-72-71-70	281	+1	65,000
2005 NEC Invitational	T24	72-73-68-69	282	+2	69,000
2006 Bridgestone Invit'l	3	69-65-69-68	271	-9	450,000
2008 Bridgestone Invit'l	T27	68-69-71-72	280	E	60,000
2009 Bridgestone Invit'l	T51	73-71-73-69	286	+6	46,500
2010 Bridgestone Invit'l	T6	72-68-69-64	273	-7	227,500
2011 Bridgestone Invit'l	T23	73-69-67-69	278	-2	75,250
2012 Bridgestone Invit'l	T2	63-66-70-69	268	-12	665,000
2013 Bridgestone Invit'l	T9	67-69-72-68	276	-4	145,750
2014 Bridgestone Invit'l	T15	69-68-69-69	275	-5	97,500
2015 Bridgestone Invit'l	T3	66-66-69-72	273	-7	470,000
2016 Bridgestone Invit'l	T42	74-72-70-73	289	+9	66,500
					3,623,667

HSBC Champions					
2011 HSBC Champions	T62	78-68-73-73	292	+4	32,500
					32,500
					TOTAL \$7,701,804



SERGIO GARCIA

Spain



HEIGHT: 5-10
WEIGHT: 180
BIRTHDATE: January 09, 1980
BIRTHPLACE: Castellon, Spain
RESIDENCE: Crans-Montana, Switzerland
TURNED PROFESSIONAL: 1999

PGA TOUR VICTORIES (10): **2001** Buick Classic, MasterCard Colonial. **2002** Mercedes Championships. **2004** Buick Classic, EDS Byron Nelson Champ. **2005** Booz Allen Classic. **2008** THE PLAYERS Championship. **2012** Wyndham Championship. **2016** AT&T Byron Nelson. **2017** Masters Tournament.

INTERNATIONAL VICTORIES (19): **1999** Murphy's Irish Open [Eur], Linde German Masters [Eur]. **2001** Lancome Trophy [Eur]. **2002** Canarias Open de Espana [Eur], Kolon Cup Korean Open [Asia]. **2004** Mallorca Classic [Eur]. **2005** Omega European Masters [Eur]. **2008** Castello Masters [Eur], World Golf Championships-HSBC Champions [Eur], Castello Masters [Eur]. **2011** Andalucia Masters [Eur]. **2012** Iskandar Johor Open [Asia], Thailand Golf Championship [Asia]. **2013** Commercial Bank Qatar Masters [Eur]. **2015** Ho Tram Open [Asia]. **2017** Omega Dubai Desert Classic [Eur], Andalucia Valderrama Masters hosted by the Sergio Garcia Foundation [Eur]. **2018** SMBC Singapore Open [Asia], Andalucia Valderrama Masters hosted by the Sergio Garcia Foundation [Eur].

OTHER VICTORIES (4): **1997** Catalanian Open Championship. **1999** Dunhill Cup [with Miguel Angel Jimenez and Jose Maria Olazabal]. **2001** Nedbank Golf Challenge [SAF]. **2002** Nedbank Golf Challenge [SAF].

WORLD GOLF CHAMPIONSHIPS CAREER SUMMARY

Tournament	Position	Total Score	Total Score	Par	Money
Dell Technologies Match Play (25-20-1)					
2000 Accenture Match Play	T9				75,000
R1: beat Loren Roberts, 20 holes					
R2: beat Mike Weir, 7 and 6					
R3: lost to David Duval, 2 and 1					
2002 Accenture Match Play	T9				85,000
R1: beat Lee Janzen, 3 and 2					
R2: beat Charles Howell III, 1 up					
R3: lost to Scott McCarron, 1 down					
2003 Accenture Match Play	T33				30,000
R1: lost to Kevin Sutherland, 2 and 1					
2004 Accenture Match Play	T33				35,000
R1: lost to Jerry Kelly, 1 Up					
2005 Accenture Match Play	T9				125,000
R1: beat Alex Cejka, 4 and 2					
R2: beat Jerry Kelly, 19 holes					
R3: lost to Adam Scott, 4 and 3					
2007 Accenture Match Play	T17				90,000
R1: beat Darren Clarke, 19 holes					
R2: lost to Charles Howell III, 4 and 3					
2008 Accenture Match Play	T17				90,000
R1: beat John Senden, 3 and 2					
R2: lost to Boo Weekley, 3 and 1					
2009 Accenture Match Play	T33				45,000
R1: lost to Charl Schwartzel, 1 Up					
2010 Accenture Match Play	4				490,000
R1: beat David Toms, 2 Up					
R2: beat Anders Hansen, 2 and 1					
R3: beat Tim Clark, 2 and 1					
QF: beat Oliver Wilson, 4 and 3					
SF: lost to Ian Poulter, 7 and 6					
Consolation: lost to Camilo Villegas, 5 and 4					
2012 Accenture Match Play	T33				45,000
R1: lost to Miguel Angel Jiménez, 2 and 1					
2013 Accenture Match Play	T17				96,000
R1: beat Thongchai Jaidee, 20 holes					
R2: lost to Matt Kuchar, 2 and 1					
2014 Accenture Match Play	T9				148,000
R1: beat Marc Leishman, 22 holes					
R2: beat Bill Haas, 3 and 1					
R3: lost to Rickie Fowler, 1 Up					
2015 Cadillac Match Play	T34				63,500
G1: beat Tommy Fleetwood, 2 Up					
G2: lost to Bernd Wiesberger, 2 and 1					
G3: lost to Jamie Donaldson, 2 and 1					
2016 Dell Match Play	T18				90,900
G1: beat Lee Westwood, 1 Up					
G2: lost to Ryan Moore, 1 Up					
G3: beat Marc Leishman, 5 and 4					

2017 Dell Tech Match Play	T30				74,000
G1: tied Shane Lowry, Halved					
G2: beat Kevin Chappell, 4 and 3					
G3: lost to Jon Rahm, 6 and 4					
2018 Dell Tech Match Play	T9				163,000
G1: beat Shubhankar Sharma, 1 Up					
G2: beat Dylan Frittelli, 2 Up					
G3: beat Xander Schauffele, 3 and 1					
R4: lost to Kyle Stanley, 3 and 1					
2019 Dell Tech Match Play	T5				315,000
G1: beat Shane Lowry, 4 and 2					
G2: beat Andrew Putnam, 5 and 4					
G3: lost to Patrick Reed, 2 and 1					
R4: beat Branden Grace, 1 Up					
QF: lost to Matt Kuchar, 1 Up					
					2,060,400

Mexico Championship

1999 American Express	T7	74-69-69-73	285	+1	135,000
2000 American Express	T5	69-74-74-64	281	-7	157,500
2002 American Express	7	69-69-70-62	270	-18	155,000
2003 American Express	T12	65-73-70-75	283	+3	89,375
2004 American Express	T4	67-72-67-70	276	-12	308,000
2005 American Express	T3	67-69-67-69	272	-8	353,667
2006 American Express	T32	69-73-71-69	282	-2	61,000
2007 CA Championship	T3	71-70-71-70	282	-6	378,333
2008 CA Championship	T15	69-73-69-68	279	-9	86,700
2009 CA Championship	T31	72-72-68-70	282	-6	68,500
2010 CA Championship	T37	74-72-71-69	286	-2	62,500
2012 Cadillac Championship	T60	75-74-68-76	293	+5	42,000
2013 Cadillac Championship	T3	66-72-67-69	274	-14	417,500
2014 Cadillac Championship	T16	74-76-73-69	292	+4	90,667
2015 Cadillac Championship	T31	73-69-71-78	291	+3	72,000
2016 Cadillac Championship	T11	73-71-67-74	285	-3	145,000
2017 Mexico Championship	T12	68-71-68-70	277	-7	131,250
2018 Mexico Championship	T7	68-65-69-70	272	-12	239,750
2019 Mexico Championship	T6	69-66-69-70	274	-10	261,667
					3,255,408

FedEx St. Jude Invitational

1999 NEC Invitational	T7	67-70-69-72	278	-2	154,000
2002 NEC Invitational	T58	68-73-76-73	290	+6	29,500
2003 NEC Invitational	T30	64-76-69-73	282	+2	43,000
2004 NEC Invitational	T16	68-70-70-70	278	-2	79,333
2005 NEC Invitational	T13	68-70-67-74	279	-1	94,400
2006 Bridgestone Invit'l	T22	69-73-68-71	281	+1	68,000
2007 Bridgestone Invit'l	T20	71-77-71-67	286	+6	75,500
2008 Bridgestone Invit'l	T36	69-72-68-72	281	+1	52,000
2009 Bridgestone Invit'l	T22	68-72-70-70	280	E	74,429
2010 Bridgestone Invit'l	T22	70-70-69-70	279	-1	72,000
2011 Bridgestone Invit'l	T53	68-72-72-72	284	+4	46,500
2012 Bridgestone Invit'l	T29	67-72-71-71	281	+1	68,000
2013 Bridgestone Invit'l	T40	71-76-70-68	285	+5	61,500
2014 Bridgestone Invit'l	2	68-61-67-71	267	-13	900,000
2015 Bridgestone Invit'l	T37	71-67-72-73	283	+3	63,000
2017 Bridgestone Invit'l	T39	72-71-72-67	282	+2	65,500
2018 Bridgestone Invit'l	T39	70-69-67-75	281	+1	66,250
					2,012,912

HSBC Champions

2014 HSBC Champions	4	70-68-69-63	270	-18	365,000
2015 HSBC Champions	T28	74-72-73-69	288	E	68,500
2016 HSBC Champions	T11	68-70-68-68	274	-14	106,167
2017 HSBC Champions	T9	68-72-69-67	276	-12	170,000
					775,667
					TOTAL \$8,104,387



JUSTIN HARDING

South Africa



HEIGHT: 6-0
WEIGHT: 176
BIRTHDATE: February 09, 1986
BIRTHPLACE: Somerset West, Western Cape, South Africa
RESIDENCE: Cape Town, South Africa
TURNED PROFESSIONAL:

BEST PGA TOUR CAREER FINISH: 10-2019 AT&T Byron Nelson.

INTERNATIONAL VICTORIES (1): 2019 Commercial Bank Qatar Masters.

WORLD GOLF CHAMPIONSHIPS CAREER SUMMARY

Tournament	Position	Total Score	Total Score	Par	Money
Dell Technologies Match Play (2-1-0)					
2019 Dell Tech Match Play	T17				108,429
G1: beat Matthew Fitzpatrick, 1 Up					
G2: lost to Rory McIlroy, 3 and 2					
G3: beat Luke List, 2 Up					
					108,429
HSBC Champions					
2019 HSBC Champions	T46	76-71-72-77	296	+8	59,000
					59,000
					TOTAL \$167,429



TYRRELL HATTON

England



HEIGHT: 5-9
WEIGHT: 161
BIRTHDATE: October 14, 1991
BIRTHPLACE: High Wycombe, Buckinghamshire, England
RESIDENCE: Marlow, Buckinghamshire, England
TURNED PROFESSIONAL: 2011

BEST PGA TOUR CAREER FINISH: 3-2018 WGC-Mexico Championship.

INTERNATIONAL VICTORIES (3): 2016 Alfred Dunhill Links Championship [Eur]. 2017 Italian Open [Eur], Alfred Dunhill Links Championship [Eur].

WORLD GOLF CHAMPIONSHIPS CAREER SUMMARY

Tournament	Position	Total Score	Total Score	Par	Money
Dell Technologies Match Play (6-4-1)					
2017 Dell Tech Match Play	T17				93,308
G1: beat Charles Howell III, 2 and 1					
G2: beat Jeunghun Wang, 2 Up					
G3: lost to Rafa Cabrera Bello, 2 and 1					
2018 Dell Tech Match Play	T9				163,000
G1: beat Alexander Levy, 3 and 2					
G2: beat Brendan Steele, 3 and 2					
G3: lost to Charley Hoffman, 3 and 2					
R4: lost to Cameron Smith, 2 and 1					
2019 Dell Tech Match Play	T9				167,000
G1: beat Rafa Cabrera Bello, 4 and 3					
G2: tied Xander Schauffele, Halved					
G3: beat Lee Westwood, 3 and 1					
R4: lost to Matt Kuchar, 4 and 3					
					423,308

Mexico Championship

2017 Mexico Championship	10	70-67-68-70	275	-9	166,000
2018 Mexico Championship	T3	70-68-64-67	269	-15	510,500
2019 Mexico Championship	T19	67-70-72-70	279	-5	103,750
					780,250

FedEx St. Jude Invitational

2017 Bridgestone Invit'l	T36	72-71-69-69	281	+1	68,000
2018 Bridgestone Invit'l	T28	68-67-72-71	278	-2	81,250
					149,250

HSBC Champions

2016 HSBC Champions	T54	70-76-70-70	286	-2	47,500
2017 HSBC Champions	T23	70-76-67-71	284	-4	80,167
2018 HSBC Champions	T11	68-70-71-74	283	-5	140,000
2019 HSBC Champions	T22	72-70-74-73	289	+1	86,500
					354,167
					TOTAL \$1,706,974



J.B. HOLMES

United States



HEIGHT: 5-11
WEIGHT: 190
BIRTHDATE: April 26, 1982
BIRTHPLACE: Campbellsville, Kentucky
RESIDENCE: Orlando, Florida
TURNED PROFESSIONAL: 2005

PGA TOUR VICTORIES (5): 2006 FBR Open. 2008 FBR Open. 2014 Wells Fargo Championship. 2015 Shell Houston Open. 2019 Genesis Open.

WORLD GOLF CHAMPIONSHIPS CAREER SUMMARY

Tournament	Position	Total Score	Total Score	Par	Money
Dell Technologies Match Play (8-8-2)					
2008 Accenture Match Play	T33				40,000
R1: lost to Tiger Woods, 1 Up					
2011 Accenture Match Play	T5				270,000
R1: beat Camilo Villegas, 4 and 2					
R2: beat Ernie Els, 1 Up					
R3: beat Jason Day, 1 Up					
QF: lost to Bubba Watson, 19 holes					
2015 Cadillac Match Play	T9				150,000
G1: lost to Marc Warren, 2 and 1					
G2: beat Russell Henley, 19 holes					
G3: beat Brooks Koepka, 2 and 1					
R4: lost to Jim Furyk, 5 and 3					
2016 Dell Match Play	T28				74,500
G1: lost to Emiliano Grillo, 3 and 2					
G2: tied Patton Kizzire, Halved					
G3: beat Bubba Watson, 1 Up					
2017 Dell Tech Match Play	T51				54,071
G1: lost to Daniel Berger, 7 and 5					
G2: tied Si Woo Kim, Halved					
G3: lost to Phil Mickelson, 6 and 5					
2019 Dell Tech Match Play	T17				108,429
G1: lost to Matt Kuchar, 3 and 1					
G2: beat Jon Rahm, 2 and 1					
G3: beat Si Woo Kim, 6 and 4					

697,000

Mexico Championship

2008 CA Championship	T40	69-72-75-68	284	-4	52,500
2010 CA Championship	T18	69-70-73-70	282	-6	89,000
2015 Cadillac Championship	2	62-73-70-75	280	-8	930,000
2016 Cadillac Championship	59	77-72-72-80	301	+13	51,000
2017 Mexico Championship	T12	69-68-69-71	277	-7	131,250
					1,253,750

FedEx St. Jude Invitational

2006 Bridgestone Invit'l	T50	71-72-68-77	288	+8	41,750
2008 Bridgestone Invit'l	T36	69-68-72-72	281	+1	52,000
2009 Bridgestone Invit'l	T36	70-72-65-75	282	+2	60,000
2010 Bridgestone Invit'l	T44	74-72-69-67	282	+2	54,500
2014 Bridgestone Invit'l	T26	69-69-67-73	278	-2	75,200
2015 Bridgestone Invit'l	T37	74-68-70-71	283	+3	63,000
2016 Bridgestone Invit'l	T27	73-73-71-67	284	+4	80,667
2017 Bridgestone Invit'l	T60	69-73-78-67	287	+7	47,500
					474,617

HSBC Champions

2015 HSBC Champions	T28	70-71-73-74	288	E	68,500
2017 HSBC Champions	T35	71-74-70-72	287	-1	67,000
					135,500

TOTAL \$2,560,867



MAX HOMA

United States



HEIGHT: 6-1
WEIGHT: 180
BIRTHDATE: November 19, 1990
BIRTHPLACE: Burbank, California
RESIDENCE: Valencia, California
TURNED PROFESSIONAL: 2013

PGA TOUR VICTORIES (1): 2019 Wells Fargo Championship.

KORN FERRY TOUR VICTORIES (2): 2014 BMW Charity Pro-Am. 2016 Rust-Oleum Championship.

WORLD GOLF CHAMPIONSHIPS CAREER SUMMARY

Tournament	Position	Total Score	Total Score	Par	Money
------------	----------	-------------	-------------	-----	-------

No previous World Golf Championships competition.



MIKUMU HORIKAWA

Japan



HEIGHT: 5-7
WEIGHT: 185
BIRTHDATE: December 16, 1992
BIRTHPLACE: Kanagawa, Japan
TURNED PROFESSIONAL: 2014

WORLD GOLF CHAMPIONSHIPS CAREER SUMMARY

Tournament	Position	Total Score	Total Score	Par	Money
------------	----------	-------------	-------------	-----	-------

No previous World Golf Championships competition.



BILLY HORSCHTEL

United States



HEIGHT: 6-0
WEIGHT: 175
BIRTHDATE: December 07, 1986
BIRTHPLACE: Grant, Florida
RESIDENCE: Ponte Vedra Beach, Florida
TURNED PROFESSIONAL: 2009

PGA TOUR VICTORIES (5): 2013 Zurich Classic of New Orl. 2014 TOUR Championship, BMW Championship. 2017 AT&T Byron Nelson. 2018 Zurich Classic of New Orl.

WORLD GOLF CHAMPIONSHIPS CAREER SUMMARY

Tournament	Position	Total Score	Total Score	Par	Money
Dell Technologies Match Play (5-5-1)					
2014 Accenture Match Play	T17				99,000
R1: beat Jamie Donaldson, 6 and 5					
R2: lost to Jason Day, 22 holes					
2015 Cadillac Match Play	T17				85,824
G1: beat Brandt Snedeker, 5 and 4					
G2: beat Jason Dufner, 3 and 2					
G3: lost to Rory McIlroy, 20 holes					
2016 Dell Match Play	T38				63,000
G1: lost to Brooks Koepka, 3 and 2					
G2: beat Danny Willett, 3 and 2					
G3: lost to Jaco Van Zyl, 2 and 1					
2019 Dell Tech Match Play	T24				81,313
G1: tied Jordan Spieth, Halved					
G2: beat Bubba Watson, 2 and 1					
G3: lost to Kevin Na, 3 and 1					
					329,136
Mexico Championship					
2014 Cadillac Championship	T50	77-78-71-73	299	+11	54,500
2015 Cadillac Championship	T46	72-75-75-72	294	+6	59,000
2016 Cadillac Championship	41	72-71-75-75	293	+5	69,000
2019 Mexico Championship	T45	68-76-70-71	285	+1	65,000
					247,500

FedEx St. Jude Invitational

2013 Bridgestone Invit'l	T44	74-74-72-66	286	+6	57,500
2015 Bridgestone Invit'l	T33	71-73-70-68	282	+2	67,500
2017 Bridgestone Invit'l	T74	76-78-77-68	299	+19	43,875
					168,875

HSBC Champions

2014 HSBC Champions	T34	71-69-72-71	283	-5	64,000
2015 HSBC Champions	T73	80-77-79-70	306	+18	40,500
2019 HSBC Champions	T11	68-72-71-73	284	-4	152,333
					256,833
					TOTAL \$1,002,344



KODAI ICHIHARA

Japan



HEIGHT: 5-7
WEIGHT: 172
BIRTHPLACE: Tokyo, Japan
BIRTHDATE: May 29, 1982
TURNED PROFESSIONAL: 2001

BEST PGA TOUR CAREER FINISH: 69-2018 WGC-Bridgestone Invit'l.

WORLD GOLF CHAMPIONSHIPS CAREER SUMMARY

Tournament	Position	Total Score	Total Score	Par	Money
FedEx St. Jude Invitational					
2018 Bridgestone Invit'l	T69	73-74-78-68	293	+13	47,000
					47,000
			TOTAL		\$47,000



SHUGO IMAHIRA

Japan



HEIGHT: 5-5
WEIGHT: 143
BIRTHPLACE: Saitama, Japan
BIRTHDATE: October 02, 1992
TURNED PROFESSIONAL: 2011

BEST PGA TOUR CAREER FINISH: 33-2019 Sony Open in Hawaii.

WORLD GOLF CHAMPIONSHIPS CAREER SUMMARY

Tournament	Position	Total Score	Total Score	Par	Money
Mexico Championship					
2019 Mexico Championship	T39	73-67-73-71	284	E	70,500
					70,500
HSBC Champions					
2018 HSBC Champions	DQ	72-79	151	+7	0
					0
			TOTAL		\$70,500



DUSTIN JOHNSON

United States



HEIGHT: 6-4
WEIGHT: 190
BIRTHDATE: June 22, 1984
BIRTHPLACE: Columbia, South Carolina
RESIDENCE: Jupiter, Florida
TURNED PROFESSIONAL: 2007

PGA TOUR VICTORIES (20): 2008 Turning Stone Champ., 2009 AT&T Pebble Beach, 2010 AT&T Pebble Beach, BMW Championship. 2011 The Barclays. 2012 FedEx St. Jude Classic. 2013 Hyundai T of C. 2014 WGC-HSBC Champions. 2015 WGC-Cadillac Championship. 2016 U.S. Open, WGC-Bridgestone Invit'l, BMW Championship. 2017 Genesis Open, WGC-Mexico Championship, THE NORTHERN TRUST, WGC-Dell Tech Match Play. 2018 Sentry T of C, FedEx St. Jude Classic, RBC Canadian Open. 2019 WGC-Mexico Championship.

INTERNATIONAL VICTORIES (1): 2019 Saudi International powered by SBIA.

OTHER VICTORIES (1): 2010 Shark Shootout [with Ian Poulter].

WORLD GOLF CHAMPIONSHIPS CAREER SUMMARY

Tournament	Position	Total Score	Total Score	Par	Money
Dell Technologies Match Play (15-14-0)					
2009 Accenture Match Play	T33				45,000
R1: lost to Steve Stricker, 2 and 1					
2010 Accenture Match Play	T33				45,000
R1: lost to Camilo Villegas, 4 and 3					
2011 Accenture Match Play	T33				45,000
R1: lost to Mark Wilson, 19 holes					
2012 Accenture Match Play	T9				140,000
R1: beat Jim Furyk, 20 holes					
R2: beat Francesco Molinari, 7 and 5					
R3: lost to Mark Wilson, 4 and 3					
2013 Accenture Match Play	T33				46,000
R1: lost to Alex Noren, 6 and 4					
2014 Accenture Match Play	T33				48,000
R1: lost to Peter Hanson, 4 and 3					
2015 Cadillac Match Play	T17				85,824
G1: beat Matt Jones, 3 and 1					
G2: lost to Charl Schwartzel, 20 holes					
G3: beat Victor Dubuisson, 2 and 1					
2016 Dell Match Play	T5				290,000
G1: lost to Robert Streb, 3 and 2					
G2: beat Kiradech Aphibarnrat, 5 and 4					
G3: beat Jimmy Walker, 2 and 1					
R4: beat Patrick Reed, 3 and 2					
QF: lost to Louis Oosthuizen, 2 and 1					
2017 Dell Tech Match Play	1				1,660,000
G1: beat Webb Simpson, 5 and 3					
G2: beat Martin Kaymer, 3 and 2					
G3: beat Jimmy Walker, 5 and 3					
R4: beat Zach Johnson, 5 and 4					
QF: beat Alex Noren, 3 and 2					
SF: beat Hideto Tanihara, 1 Up					
Consolation: beat Jon Rahm, 1 Up					

2018 Dell Tech Match Play	T59				50,250
G1: lost to Bernd Wiesberger, 3 and 1					
G2: lost to Adam Hadwin, 4 and 3					
G3: lost to Kevin Kisner, 4 and 3					
2019 Dell Tech Match Play	T40				62,500
G1: beat Chez Reavie, 4 and 3					
G2: lost to Branden Grace, 1 Up					
G3: lost to Hideki Matsuyama, 3 and 2					
					2,517,574

Mexico Championship					
2009 CA Championship	T35	70-66-71-76	283	-5	64,000
2010 CA Championship	T56	69-72-76-73	290	+2	45,500
2011 Cadillac Championship	2	69-69-65-71	274	-14	850,000
2012 Cadillac Championship	T35	75-68-73-68	284	-4	60,500
2013 Cadillac Championship	T12	68-69-70-72	279	-9	113,750
2014 Cadillac Championship	T4	69-74-73-72	288	E	395,000
2015 Cadillac Championship	1	68-73-69-69	279	-9	1,570,000
2016 Cadillac Championship	T14	72-64-71-79	286	-2	120,000
2017 Mexico Championship	1	70-66-66-68	270	-14	1,660,000
2018 Mexico Championship	T7	69-66-68-69	272	-12	239,750
2019 Mexico Championship	1	64-67-66-66	263	-21	1,745,000
					6,863,500

FedEx St. Jude Invitational					
2009 Bridgestone Invit'l	T22	70-71-70-69	280	E	74,429
2010 Bridgestone Invit'l	15	72-65-68-71	276	-4	96,000
2011 Bridgestone Invit'l	T48	73-69-70-71	283	+3	49,300
2012 Bridgestone Invit'l	T19	69-68-73-68	278	-2	82,000
2013 Bridgestone Invit'l	T33	72-69-75-67	283	+3	68,000
2015 Bridgestone Invit'l	T53	69-67-75-76	287	+7	48,167
2016 Bridgestone Invit'l	1	69-73-66-66	274	-6	1,620,000
2017 Bridgestone Invit'l	T17	68-75-68-66	277	-3	95,500
2018 Bridgestone Invit'l	T3	69-71-66-64	270	-10	510,000
					2,643,395

HSBC Champions					
2012 HSBC Champions	T39	67-68-84-66	285	-3	47,000
2014 HSBC Champions	1	69-63-66-66	264	-24	1,400,000
2016 HSBC Champions	T5	65-71-65-71	272	-16	276,500
2017 HSBC Champions	T35	74-74-70-69	287	-1	67,000
2018 HSBC Champions	T2	68-63-68-77	276	-12	679,667
2019 HSBC Champions	T30	74-73-73-71	291	+3	74,500
					2,544,667

\$14,569,135 **TOTAL**



SUNG KANG

South Korea



HEIGHT: 5-8
WEIGHT: 165
BIRTHDATE: June 04, 1987
BIRTHPLACE: Jeju, South Korea
RESIDENCE: Seoul, South Korea; Irving, Texas
TURNED PROFESSIONAL: 2007

PGA TOUR VICTORIES (1): 2019 AT&T Byron Nelson.

INTERNATIONAL VICTORIES (2): 2013 CJ Invitational Hosted by K.J. Choi [OneAsia], Kolon Korea Open [OneAsia].

WORLD GOLF CHAMPIONSHIPS CAREER SUMMARY

Tournament	Position	Total Score	Total Score	Par	Money
------------	----------	-------------	-------------	-----	-------

No previous World Golf Championships competition.



KEVIN KISNER

United States



HEIGHT: 5-10
WEIGHT: 165
BIRTHDATE: February 15, 1984
BIRTHPLACE: Aiken, South Carolina
RESIDENCE: Aiken, South Carolina
TURNED PROFESSIONAL: 2006

PGA TOUR VICTORIES (3): 2016 The RSM Classic. 2017 DEAN & DELUCA Inv'tl. 2019 WGC-Dell Tech Match Play.

KORN FERRY TOUR VICTORIES (2): 2010 Mylan Classic. 2013 Chile Classic.

WORLD GOLF CHAMPIONSHIPS CAREER SUMMARY

Tournament	Position	Total Score	Total Score	Par	Money
Dell Technologies Match Play (14-5-1)					
2016 Dell Match Play	T38				63,000
G1: beat Søren Kjeldsen, 2 and 1					
G2: lost to Rafa Cabrera Bello, 4 and 3					
G3: lost to Hideki Matsuyama, 3 and 2					
2017 Dell Tech Match Play	T17				93,308
G1: lost to Brooks Koepka, 6 and 5					
G2: beat Patrick Reed, 1 Up					
G3: beat Jason Dufner, 2 and 1					
2018 Dell Tech Match Play	2				1,072,000
G1: tied Adam Hadwin, Halved					
G2: beat Bernd Wiesberger, 5 and 4					
G3: beat Dustin Johnson, 4 and 3					
R4: beat Matt Kuchar, 1 Up					
QF: beat Ian Poulter, 8 and 6					
SF: beat Alex Noren, 19 holes					
Consolation: lost to Bubba Watson, 7 and 6					
2019 Dell Tech Match Play	1				1,745,000
G1: lost to Ian Poulter, 1 Up					
G2: beat Tony Finau, 2 Up					
G3: beat Keith Mitchell, 2 and 1					
R4: beat Haotong Li, 6 and 5					
QF: beat Louis Oosthuizen, 2 and 1					
SF: beat Francesco Molinari, 1 Up					
Consolation: beat Matt Kuchar, 3 and 2					
					2,973,308

Mexico Championship

2016 Cadillac Championship	T23	75-69-72-72	288	E	91,000
2017 Mexico Championship	11	72-68-68-68	276	-8	154,000
2018 Mexico Championship	29	70-71-66-74	281	-3	88,000
2019 Mexico Championship	T27	73-67-70-71	281	-3	85,000
					418,000

FedEx St. Jude Invitational

2015 Bridgestone Invit'l	T37	73-69-73-68	283	+3	63,000
2016 Bridgestone Invit'l	T16	69-70-72-71	282	+2	105,200
2017 Bridgestone Invit'l	T28	67-73-73-66	279	-1	73,563
2018 Bridgestone Invit'l	T39	74-68-68-71	281	+1	66,250
					308,013

HSBC Champions

2016 HSBC Champions	2	64-66-70-70	270	-18	850,000
2017 HSBC Champions	T70	72-80-69-78	299	+11	43,625
					893,625

TOTAL \$4,592,945



BROOKS KOEPKA

United States



HEIGHT: 6-0
WEIGHT: 205
BIRTHDATE: May 03, 1990
BIRTHPLACE: West Palm Beach, Florida
RESIDENCE: Jupiter, Florida
TURNED PROFESSIONAL: 2012

PGA TOUR VICTORIES (6): 2015 Waste Management Phoenix. 2017 U.S. Open. 2018 PGA Championship, U.S. Open. 2019 PGA Championship, THE CJ CUP @ NINE BRIDGES.

INTERNATIONAL VICTORIES (7): 2012 Challenge de Catalunya [EurChall]. 2013 Scottish Hydro Challenge [EurChall], Fred Olesen Challenge de Espana [EurChall], Montecchia Golf Open [EurChall]. 2014 Turkish Airlines Open [Eur]. 2016 Dunlop Phoenix [Jpn]. 2017 Dunlop Phoenix [Jpn].

WORLD GOLF CHAMPIONSHIPS CAREER SUMMARY

Tournament	Position	Total Score	Total Score	Par	Money
Dell Technologies Match Play (8-6-1)					
2015 Cadillac Match Play	T17				85,824
G1: beat Russell Henley, 1 Up					
G2: beat Marc Warren, 20 holes					
G3: lost to J.B. Holmes, 2 and 1					
2016 Dell Match Play	T5				290,000
G1: beat Billy Horschel, 3 and 2					
G2: beat Jaco Van Zyl, 5 and 4					
G3: lost to Danny Willett, 4 and 3					
R4: beat Matt Kuchar, 1 Up					
QF: lost to Jason Day, 3 and 2					
2017 Dell Tech Match Play	T9				158,000
G1: beat Kevin Kisner, 6 and 5					
G2: beat Jason Dufner, 6 and 5					
G3: beat Patrick Reed, 1 Up					
R4: lost to Alex Noren, 2 and 1					
2019 Dell Tech Match Play	T56				53,000
G1: tied Tom Lewis, Halved					
G2: lost to Haotong Li, 1 Up					
G3: lost to Alex Noren, 3 and 2					
					586,824
Mexico Championship					
2015 Cadillac Championship	T17	69-74-73-73	289	+1	97,500
2016 Cadillac Championship	T23	71-71-74-72	288	E	91,000
2017 Mexico Championship	T48	76-69-68-73	286	+2	55,500
2019 Mexico Championship	T27	73-70-69-69	281	-3	85,000
					329,000

FedEx St. Jude Invitational

2015 Bridgestone Invit'l	T6	69-69-68-69	275	-5	219,000
2017 Bridgestone Invit'l	T17	71-69-67-70	277	-3	95,500
2018 Bridgestone Invit'l	5	66-70-68-67	271	-9	357,000
					671,500

HSBC Champions

2017 HSBC Champions	T40	73-70-69-76	288	E	62,000
2018 HSBC Champions	T2	64-68-73-71	276	-12	679,667
2019 HSBC Champions	T16	72-74-71-69	286	-2	116,000
					857,667
					TOTAL \$2,444,990



MATT KUCHAR

United States



HEIGHT: 6-4
WEIGHT: 195
BIRTHDATE: June 21, 1978
BIRTHPLACE: Winter Park, Florida
RESIDENCE: St. Simons Island, Georgia
TURNED PROFESSIONAL: 2000

PGA TOUR VICTORIES (9): **2002** The Honda Classic. **2009** Turning Stone Champ.. **2010** The Barclays. **2012** THE PLAYERS Championship. **2013** the Memorial Tournament, WGC-Accenture Match Play. **2014** RBC Heritage. **2019** Mayakoba Golf Classic, Sony Open in Hawaii.

KORN FERRY TOUR VICTORIES (1): **2006** Henrico County Open.

INTERNATIONAL VICTORIES (2): **2011** OMEGA Mission Hills World Cup [with Gary Woodland]. **2015** Fiji International [OneAsia].

OTHER VICTORIES (3): **2011** CVS Caremark Charity Classic [with Zach Johnson]. **2013** Franklin Templeton Shootout [with Harris English]. **2016** Franklin Templeton Shootout [with Harris English].

WORLD GOLF CHAMPIONSHIPS CAREER SUMMARY

Tournament	Position	Total Score	Total Score	Par	Money
Dell Technologies Match Play (28-10-4)					
2010 Accenture Match Play	T17				95,000
R1: beat Anthony Kim, 3 and 2					
R2: lost to Jeev Milkha Singh, 1 Up					
2011 Accenture Match Play	3				600,000
R1: beat Anders Hansen, 22 holes					
R2: beat Bo Van Pelt, 3 and 2					
R3: beat Rickie Fowler, 2 and 1					
QF: beat Y.E. Yang, 2 and 1					
SF: lost to Luke Donald, 6 and 5					
Consolation: beat Bubba Watson, 2 and 1					
2012 Accenture Match Play	T5				270,000
R1: beat Jonathan Byrd, 1 Up					
R2: beat Bubba Watson, 3 and 2					
R3: beat Martin Kaymer, 4 and 3					
QF: lost to Hunter Mahan, 6 and 5					
2013 Accenture Match Play	1				1,500,000
R1: beat Hiroyuki Fujita, 3 and 2					
R2: beat Sergio Garcia, 2 and 1					
R3: beat Nicolas Colsaerts, 4 and 3					
QF: beat Robert Garrigus, 3 and 2					
SF: beat Jason Day, 4 and 3					
Consolation: beat Hunter Mahan, 2 and 1					
2014 Accenture Match Play	T9				148,000
R1: beat Bernd Wiesberger, 3 and 2					
R2: beat Ryan Moore, 1 Up					
R3: lost to Jordan Spieth, 2 and 1					
2015 Cadillac Match Play	T34				63,500
G1: lost to Ben Martin, 1 Up					
G2: beat Stephen Gallacher, 3 and 2					
G3: lost to Hunter Mahan, 5 and 4					
2016 Dell Match Play	T9				152,000
G1: beat Anirban Lahiri, 6 and 5					
G2: tied Fabián Gómez, Halved					
G3: beat Justin Rose, 3 and 2					
R4: lost to Brooks Koepka, 1 Up					

2017 Dell Tech Match Play	T30				74,000
G1: tied Brendan Steele, Halved					
G2: lost to Zach Johnson, 1 Up					
G3: beat Tommy Fleetwood, 4 and 2					
2018 Dell Tech Match Play	T9				163,000
G1: tied Zach Johnson, Halved					
G2: beat Yuta Ikeda, 1 Up					
G3: beat Ross Fisher, 6 and 4					
R4: lost to Kevin Kisner, 1 Up					
2019 Dell Tech Match Play	2				1,095,000
G1: beat J.B. Holmes, 3 and 1					
G2: beat Si Woo Kim, 6 and 4					
G3: tied Jon Rahm, Halved					
R4: beat Tyrrell Hatton, 4 and 3					
QF: beat Sergio Garcia, 2 Up					
SF: beat Lucas Bjerregaard, 1 Up					
Consolation: lost to Kevin Kisner, 3 and 2					
					4,160,500

Mexico Championship

2010 CA Championship	T3	71-71-67-68	277	-11	426,667
2011 Cadillac Championship	5	68-69-68-71	276	-12	350,000
2012 Cadillac Championship	T8	72-67-66-72	277	-11	165,000
2013 Cadillac Championship	T35	72-72-72-71	287	-1	68,500
2014 Cadillac Championship	T13	69-74-74-74	291	+3	110,000
2015 Cadillac Championship	T23	73-75-70-72	290	+2	83,000
2016 Cadillac Championship	T28	70-78-70-72	290	+2	79,429
2017 Mexico Championship	T20	68-71-67-73	279	-5	91,333
2018 Mexico Championship	T58	74-74-73-71	292	+8	55,500
2019 Mexico Championship	50	66-67-79-74	286	+2	62,000
					1,491,429

FedEx St. Jude Invitational

2002 NEC Invitational	T38	71-68-71-75	285	+1	37,250
2010 Bridgestone Invit'l	T9	69-67-66-73	275	-5	125,833
2011 Bridgestone Invit'l	T19	71-69-65-71	276	-4	85,000
2012 Bridgestone Invit'l	T8	70-70-70-66	276	-4	128,750
2013 Bridgestone Invit'l	T27	72-71-69-70	282	+2	73,500
2014 Bridgestone Invit'l	T12	71-66-72-65	274	-6	115,000
2015 Bridgestone Invit'l	T25	72-68-72-68	280	E	74,667
2016 Bridgestone Invit'l	T3	69-72-70-66	277	-3	449,250
2017 Bridgestone Invit'l	T17	71-72-66-68	277	-3	95,500
2018 Bridgestone Invit'l	T14	68-70-67-69	274	-6	128,250
					1,313,000

HSBC Champions

2017 HSBC Champions	T21	73-66-68-76	283	-5	88,000
2018 HSBC Champions	T31	67-70-72-78	287	-1	72,000
					232,000
					TOTAL \$7,196,929



NATE LASHLEY

United States



HEIGHT: 6-1
WEIGHT: 190
BIRTHDATE: December 12, 1982
BIRTHPLACE: Scottsbluff, Nebraska
RESIDENCE: Scottsdale, Arizona
TURNED PROFESSIONAL: 2005

PGA TOUR VICTORIES (1): 2019 Rocket Mortgage.

KORN FERRY TOUR VICTORIES (1): 2017 Corales Puntacana Resort.

OTHER VICTORIES (6): 2009 Utah Open. 2010 Waterloo Open, Wyoming Open, Colorado Open. 2011 Waterloo Open. 2015 Utah Open.

WORLD GOLF CHAMPIONSHIPS CAREER SUMMARY

Tournament	Position	Total Score	Total Score	Par	Money
------------	----------	-------------	-------------	-----	-------

No previous World Golf Championships competition.



MARC LEISHMAN

Australia



HEIGHT: 6-2
WEIGHT: 200
BIRTHDATE: October 24, 1983
BIRTHPLACE: Warrnambool, Victoria, Australia
RESIDENCE: Virginia Beach, Virginia
TURNED PROFESSIONAL: 2005

PGA TOUR VICTORIES (4): 2012 Travelers Championship. 2017 Arnold Palmer Inv'tl, BMW Championship. 2019 CIMB Classic.

KORN FERRY TOUR VICTORIES (1): 2008 WNB Golf Classic.

INTERNATIONAL VICTORIES (5): 2006 Queensland Cairns Classic [Aus], Toyota Southern Classic [Aus], Jisan Resort Open [Kor]. 2007 Toyota Southern Classic [Aus]. 2015 Nedbank Golf Challenge [Eur].

WORLD GOLF CHAMPIONSHIPS CAREER SUMMARY

Tournament	Position	Total Score	Total Score	Par	Money
Dell Technologies Match Play (8-9-2)					
2014 Accenture Match Play	T33				48,000
R1: lost to Sergio Garcia, 22 holes					
2015 Cadillac Match Play	T9				150,000
G1: beat Justin Rose, 3 and 2					
G2: beat Ryan Palmer, 4 and 3					
G3: beat Anirban Lahiri, 1 Up					
R4: lost to Gary Woodland, 2 and 1					
2016 Dell Match Play	T51				52,000
G1: tied Ryan Moore, Halved					
G2: lost to Lee Westwood, 1 Up					
G3: lost to Sergio Garcia, 5 and 4					
2017 Dell Tech Match Play	T9				158,000
G1: beat Lee Westwood, 3 and 2					
G2: lost to Pat Perez, 2 and 1					
G3: beat Jason Day,					
R4: lost to Phil Mickelson, 4 and 3					
2018 Dell Tech Match Play	T52				54,214
G1: lost to Julian Suri, 3 and 2					
G2: lost to Bubba Watson, 3 and 2					
G3: tied Branden Grace, Halved					
2019 Dell Tech Match Play	T9				167,000
G1: beat Kiradech Aphibarnrat, 2 Up					
G2: beat Russell Knox, 2 Up					
G3: beat Bryson DeChambeau, 5 and 4					
R4: lost to Louis Oosthuizen, 2 and 1					

629,214

Mexico Championship

2010 CA Championship	T63	78-73-71-72	294	+6	41,250
2016 Cadillac Championship	T28	73-73-69-75	290	+2	79,429
2018 Mexico Championship	T37	69-68-69-77	283	-1	73,000
2019 Mexico Championship	T62	77-75-69-72	293	+9	50,500
					244,179

FedEx St. Jude Invitational

2012 Bridgestone Invit'l	T45	70-72-70-73	285	+5	53,000
2014 Bridgestone Invit'l	3	64-69-68-67	268	-12	522,000
2015 Bridgestone Invit'l	T33	72-70-70-70	282	+2	67,500
2016 Bridgestone Invit'l	55	76-72-75-77	300	+20	55,000
2017 Bridgestone Invit'l	T41	73-71-70-69	283	+3	63,000
2018 Bridgestone Invit'l	T14	65-69-67-73	274	-6	128,250
					888,750

HSBC Champions

2012 HSBC Champions	T18	73-68-65-70	276	-12	75,000
2015 HSBC Champions	9	72-71-69-69	281	-7	158,000
2016 HSBC Champions	T11	69-72-65-68	274	-14	106,167
2018 HSBC Champions	T38	71-79-68-71	289	+1	64,500
					403,667

TOTAL \$2,165,810



HAOTONG LI

China



HEIGHT: 6-0
WEIGHT: 165
BIRTHDATE: August 03, 1995
BIRTHPLACE: Hunan, China
RESIDENCE: Shanghai, China
TURNED PROFESSIONAL: 2011

BEST PGA TOUR CAREER FINISH: 3-2017 The Open Championship.

INTERNATIONAL VICTORIES (3): **2014** Nanshan China Masters [OneAsia]. **2016** Volvo China Open [Eur]. **2018** Omega Dubai Desert Classic [Eur].

OTHER VICTORIES (3): **2014** Sanya Hainan Open, Tour Championship presented by CTS Tycoon, Jianye Tianzhu Henan Open.

HSBC Champions

2014 HSBC Champions	T39	72-71-74-67	284	-4	58,000
2015 HSBC Champions	T35	75-72-76-67	290	+2	61,500
2016 HSBC Champions	T7	66-69-66-72	273	-15	173,750
2017 HSBC Champions	T63	73-72-74-77	296	+8	45,250
2018 HSBC Champions	T50	72-76-71-73	292	+4	51,875
2019 HSBC Champions	T11	73-72-69-70	284	-4	152,333
					542,708
					TOTAL \$981,958

WORLD GOLF CHAMPIONSHIPS CAREER SUMMARY

Tournament	Position	Total Score	Total Score	Par	Money
Dell Technologies Match Play (2-5-0)					
2018 Dell Tech Match Play	T59				50,250
G1: lost to Patrick Reed, 3 and 2					
G2: lost to Jordan Spieth, 4 and 2					
G3: lost to Charl Schwartzel, 3 and 2					
2019 Dell Tech Match Play	T9				167,000
G1: beat Alex Noren, 5 and 4					
G2: beat Brooks Koepka, 1 Up					
G3: lost to Tom Lewis, 1 Up					
R4: lost to Kevin Kisner, 6 and 5					
					217,250
Mexico Championship					
2018 Mexico Championship	63	73-79-73-73	298	+14	52,000
2019 Mexico Championship	T19	69-72-71-67	279	-5	103,750
					155,750
FedEx St. Jude Invitational					
2018 Bridgestone Invit'l	T39	66-67-72-76	281	+1	66,250
					66,250



ADAM LONG

United States



HEIGHT: 5-10
WEIGHT: 161
BIRTHDATE: September 25, 1987
BIRTHPLACE: New Orleans, Louisiana (raised in St. Louis)
RESIDENCE: Jupiter, Florida
TURNED PROFESSIONAL: 2010

PGA TOUR VICTORIES (1): **2019** Desert Classic.

WORLD GOLF CHAMPIONSHIPS CAREER SUMMARY

Tournament	Position	Total Score	Total Score	Par	Money
------------	----------	-------------	-------------	-----	-------

No previous World Golf Championships competition.



SHANE LOWRY

Ireland

HEIGHT: 6-1
WEIGHT: 216
BIRTHDATE: April 02, 1987
BIRTHPLACE: Clara, County Offaly, Ireland
RESIDENCE: Dublin, Ireland
TURNED PROFESSIONAL: 2009

PGA TOUR VICTORIES (2): 2015 WGC-Bridgestone Invit'l. 2019 The Open Championship.

INTERNATIONAL VICTORIES (3): 2009 The 3 Irish Open [Eur]. 2012 Portugal Masters [Eur]. 2019 Abu Dhabi HSBC Championship presented by EGA.

WORLD GOLF CHAMPIONSHIPS CAREER SUMMARY

Tournament	Position	Total Score	Total Score	Par	Money
Dell Technologies Match Play (4-8-3)					
2013 Accenture Match Play	T9				144,000
R1: beat Rory McIlroy, 1 Up					
R2: beat Carl Pettersson, 6 and 5					
R3: lost to Graeme McDowell, 3 and 2					
2015 Cadillac Match Play	T34				63,500
G1: beat Graeme McDowell, 1 Up					
G2: lost to Rickie Fowler, 1 Up					
G3: lost to Harris English, 1 Up					
2016 Dell Match Play	T51				52,000
G1: lost to Martin Kaymer, 1 Up					
G2: tied Marcus Fraser, Halved					
G3: lost to Zach Johnson, 4 and 3					
2017 Dell Tech Match Play	T51				54,071
G1: tied Sergio Garcia, Halved					
G2: lost to Jon Rahm, 2 and 1					
G3: lost to Kevin Chappell, 1 Up					

2019 Dell Tech Match Play	T24				81,313
G1: lost to Sergio Garcia, 4 and 2					
G2: tied Patrick Reed, Halved					
G3: beat Andrew Putnam, 3 and 2					
					394,884

Mexico Championship

2015 Cadillac Championship	T17	71-74-70-74	289	+1	97,500
2016 Cadillac Championship	T35	71-73-75-73	292	+4	72,500
2019 Mexico Championship	T62	70-76-72-75	293	+9	50,500
					220,500

FedEx St. Jude Invitational

2009 Bridgestone Invit'l	77	78-78-72-72	300	+20	36,000
2013 Bridgestone Invit'l	T48	72-76-70-69	287	+7	53,000
2015 Bridgestone Invit'l	1	70-66-67-66	269	-11	1,570,000
2016 Bridgestone Invit'l	T36	76-72-70-68	286	+6	73,500
					1,732,500

HSBC Champions

2012 HSBC Champions	32	66-68-72-75	281	-7	55,000
2015 HSBC Champions	34	78-69-74-68	289	+1	65,000
2016 HSBC Champions	T68	74-75-72-71	292	+4	42,375
2017 HSBC Champions	T23	74-68-65-77	284	-4	80,167
					300,542
					TOTAL \$2,648,426



HIDEKI MATSUYAMA

Japan

HEIGHT: 5-11
WEIGHT: 198
BIRTHDATE: February 25, 1992
BIRTHPLACE: Ehime, Japan
RESIDENCE: Sendai, Japan
TURNED PROFESSIONAL: 2013

PGA TOUR VICTORIES (5): 2014 the Memorial Tournament. 2016 Waste Management Phoenix. 2017 Waste Management Phoenix, WGC-Bridgestone Invit'l, WGC-HSBC Champions.

INTERNATIONAL VICTORIES (8): 2011 Mitsui Sumitomo Visa Taiheiyō [Jpn]. 2013 Tsuruya Open [Jpn], Diamond Cup Golf [Jpn], Fujisankei Classic [Jpn], Casio World Open [Jpn]. 2014 Dunlop Phoenix [Jpn]. 2016 Japan Open Golf Championship [Jpn], Taiheiyō Masters [Jpn].

OTHER VICTORIES (1): 2016 Hero World Challenge.

WORLD GOLF CHAMPIONSHIPS CAREER SUMMARY

Tournament	Position	Total Score	Total Score	Par	Money
Dell Technologies Match Play (8-8-2)					
2014 Accenture Match Play	T17				99,000
R1: beat Martin Kaymer, 2 and 1					
R2: lost to Graeme McDowell, 1 Up					
2015 Cadillac Match Play	T9				150,000
G1: beat Alexander Levy, 5 and 4					
G2: beat Joost Luiten, 2 Up					
G3: beat Kevin Na, 5 and 4					
R4: lost to Rory McIlroy, 6 and 5					
2016 Dell Match Play	T18				90,900
G1: lost to Rafa Cabrera Bello, 1 Up					
G2: beat Søren Kjeldsen, 4 and 2					
G3: beat Kevin Kisner, 3 and 2					
2017 Dell Tech Match Play	T51				54,071
G1: tied Jim Furyk, Halved					
G2: lost to Ross Fisher, 2 and 1					
G3: lost to Louis Oosthuizen, 6 and 4					
2018 Dell Tech Match Play	T36				65,500
G1: beat Yusaku Miyazato, 2 and 1					
G2: lost to Cameron Smith, 1 Up					
G3: lost to Patrick Cantlay, 4 and 3					

2019 Dell Tech Match Play	T24				81,313
G1: lost to Branden Grace, 4 and 3					
G2: tied Chez Reavie, Halved					
G3: beat Dustin Johnson, 3 and 2					
					540,784

Mexico Championship

2014 Cadillac Championship	T34	72-77-71-74	294	+6	68,500
2015 Cadillac Championship	T23	76-72-72-70	290	+2	83,000
2016 Cadillac Championship	T35	70-81-68-73	292	+4	72,500
2017 Mexico Championship	T25	72-72-66-71	281	-3	81,000
2019 Mexico Championship	T19	72-70-67-70	279	-5	103,750
					408,750

FedEx St. Jude Invitational

2013 Bridgestone Invit'l	T21	72-68-70-71	281	+1	81,167
2014 Bridgestone Invit'l	T12	70-71-65-68	274	-6	115,000
2015 Bridgestone Invit'l	T37	69-75-73-66	283	+3	63,000
2016 Bridgestone Invit'l	T42	70-79-73-67	289	+9	66,500
2017 Bridgestone Invit'l	1	69-67-67-61	264	-16	1,660,000
2018 Bridgestone Invit'l	T39	67-72-70-72	281	+1	66,250
					2,051,917

HSBC Champions

2014 HSBC Champions	W/D	71	71	-1	0
2015 HSBC Champions	T41	74-69-73-75	291	+3	56,000
2016 HSBC Champions	W/D	71-73	144	E	0
2017 HSBC Champions	1	66-65-68-66	265	-23	1,620,000
2018 HSBC Champions	T50	74-74-72-72	292	+4	51,875
2019 HSBC Champions	T30	72-70-77-72	291	+3	74,500
					1,802,375
					TOTAL \$4,803,826



RORY MCILROY

Northern Ireland



HEIGHT: 5-10
WEIGHT: 160
BIRTHDATE: May 04, 1989
BIRTHPLACE: Holywood, Northern Ireland
RESIDENCE: Holywood, Northern Ireland
TURNED PROFESSIONAL: 2007

PGA TOUR VICTORIES (16): **2010** Quail Hollow Championship. **2011** U.S. Open. **2012** BMW Championship, The Honda Classic, PGA Championship, Deutsche Bank Champ. **2014** WGC-Bridgestone Invit'l, PGA Championship, The Open Championship. **2015** Wells Fargo Championship, WGC-Cadillac Match Play. **2016** Deutsche Bank Champ, TOUR Championship. **2018** Arnold Palmer Inv'tl. **2019** RBC Canadian Open, THE PLAYERS Championship.

INTERNATIONAL VICTORIES (9): **2009** Dubai Desert Classic [Eur]. **2011** Shanghai Masters [Eur], UBS Hong Kong Open [Eur]. **2012** DP World Tour Championship [Eur]. **2013** Emirates Australian Open [Aus]. **2014** BMW PGA Championship [Eur]. **2015** Omega Dubai Desert Classic [Eur], DP World Tour Championship [Eur]. **2016** Dubai Duty Free Irish Open Hosted by the Rory Foundation [Eur].

WORLD GOLF CHAMPIONSHIPS CAREER SUMMARY				
Tournament	Position	Total Score	Total Score	Money
Dell Technologies Match Play (27-12-2)				
2009 Accenture Match Play	T5			270,000
R1: beat Louis Oosthuizen, 2 and 1				
R2: beat Hunter Mahan, 1 Up				
R3: beat Tim Clark, 4 and 3				
QF: lost to Geoff Ogilvy, 2 and 1				
2010 Accenture Match Play	T17			95,000
R1: beat Kevin Na, 1 Up				
R2: lost to Oliver Wilson, 20 holes				
2011 Accenture Match Play	T17			95,000
R1: beat Jonathan Byrd, 4 and 2				
R2: lost to Ben Crane, 8 and 7				
2012 Accenture Match Play	2			850,000
R1: beat George Coetzee, 2 Up				
R2: beat Anders Hansen, 3 and 2				
R3: beat Miguel Angel Jiménez, 3 and 1				
QF: beat Sangmoon Bae, 3 and 2				
SF: beat Lee Westwood, 3 and 1				
Consolation: lost to Hunter Mahan, 2 and 1				
2013 Accenture Match Play	T33			46,000
R1: lost to Shane Lowry, 1 Up				
2014 Accenture Match Play	T17			99,000
R1: beat Boo Weekley, 3 and 2				
R2: lost to Harris English, 19 holes				
2015 Cadillac Match Play	1			1,570,000
G1: beat Jason Dufner, 5 and 4				
G2: beat Brandt Snedeker, 2 Up				
G3: beat Billy Horschel, 20 holes				
R4: beat Hideki Matsuyama, 6 and 5				
QF: beat Paul Casey, 22 holes				
SF: beat Jim Furyk, 1 Up				
Consolation: beat Gary Woodland, 4 and 2				
2016 Dell Match Play	4			530,000
G1: beat Thorbjørn Olesen, 1 Up				
G2: beat Smylie Kaufman, 3 and 1				
G3: tied Kevin Na, Halved				
R4: beat Zach Johnson, 1 Up				
QF: beat Chris Kirk, 4 and 3				
SF: lost to Jason Day, 1 Up				
Consolation: lost to Rafa Cabrera Bello, 3 and 2				
2017 Dell Tech Match Play	T30			74,000
G1: lost to Søren Kjeldsen, 2 and 1				
G2: beat Gary Woodland,				
G3: tied Emiliano Grillo, Halved				
2018 Dell Tech Match Play	T36			65,500
G1: lost to Peter Uihlein, 2 and 1				
G2: beat Jhonattan Vegas, 2 and 1				
G3: lost to Brian Harman, 5 and 3				
2019 Dell Tech Match Play	T9			167,000
G1: beat Luke List, 5 and 4				
G2: beat Justin Harding, 3 and 2				
G3: beat Matthew Fitzpatrick, 4 and 2				
R4: lost to Tiger Woods, 2 and 1				
				3,861,500

Mexico Championship					
2009 CA Championship	T20	68-66-72-73	279	-9	80,143
2010 CA Championship	T65	76-73-73-73	295	+7	40,625
2011 Cadillac Championship	T10	68-69-69-74	280	-8	129,000
2012 Cadillac Championship	3	73-69-65-67	274	-14	516,000
2013 Cadillac Championship	T8	73-69-71-65	278	-10	163,750
2014 Cadillac Championship	T25	70-74-75-74	293	+5	76,000
2015 Cadillac Championship	T9	73-70-72-72	287	-1	163,333
2016 Cadillac Championship	T3	71-65-68-74	278	-10	483,000
2017 Mexico Championship	T7	68-65-70-71	274	-10	211,667
2019 Mexico Championship	2	63-70-68-67	268	-16	1,095,000
					2,958,518

FedEx St. Jude Invitational					
2009 Bridgestone Invit'l	T68	75-70-71-74	290	+10	39,250
2010 Bridgestone Invit'l	T9	68-69-69-69	275	-5	125,833
2011 Bridgestone Invit'l	T6	68-68-67-67	270	-10	215,000
2012 Bridgestone Invit'l	T5	70-67-67-68	272	-8	276,500
2013 Bridgestone Invit'l	T27	70-71-69-72	282	+2	73,500
2014 Bridgestone Invit'l	1	69-64-66-66	265	-15	1,530,000
2017 Bridgestone Invit'l	T5	67-69-68-69	273	-7	268,500
2018 Bridgestone Invit'l	T6	65-67-67-73	272	-8	241,375
					2,769,958

HSBC Champions					
2010 HSBC Champions	5	71-71-71-67	280	-8	250,000
2011 HSBC Champions	T4	70-69-65-69	273	-15	258,333
2014 HSBC Champions	T6	65-72-67-69	273	-15	231,500
2016 HSBC Champions	T11	68-72-68-66	274	-14	106,167
2017 HSBC Champions	T4	71-66-70-66	273	-15	372,000
2019 HSBC Champions	T54	72-77-75-74	298	+10	50,313
					1,583,313

TOTAL
\$11,173,289



PHIL MICKELSON

United States



HEIGHT: 6-3
WEIGHT: 200
BIRTHDATE: June 16, 1970
BIRTHPLACE: San Diego, California
RESIDENCE: Rancho Santa Fe, California
TURNED PROFESSIONAL: 1992

PGA TOUR VICTORIES (44): 1991 Northern Telecom Open. 1993 Buick Invitational of Cal, The International. 1994 Mercedes Championships. 1995 Northern Telecom Open. 1996 GTE Byron Nelson Golf Cla, Phoenix Open, Nortel Open, NEC World Series of Golf. 1997 Bay Hill Invitational, Sprint International. 1998 AT&T Pebble Beach, Mercedes Championships. 2000 BellSouth Classic, MasterCard Colonial, THE TOUR Championship, Buick Invitational. 2001 Canon Greater Hartford Op, Buick Invitational. 2002 Bob Hope Chrysler Classic, Canon Greater Hartford Op. 2004 Bob Hope Chrysler Classic, Masters Tournament. 2005 BellSouth Classic, AT&T Pebble Beach, FBR Open, PGA Championship. 2006 BellSouth Classic, Masters Tournament. 2007 AT&T Pebble Beach, THE PLAYERS Championship, Deutsche Bank Champ. 2008 Crowne Plaza Invitational, Northern Trust Open. 2009 THE TOUR Championship, Northern Trust Open, WGC-CA Championship. 2010 Masters Tournament. 2011 Shell Houston Open. 2012 AT&T Pebble Beach. 2013 Waste Management Phoenix, The Open Championship. 2018 WGC-Mexico Championship. 2019 AT&T Pebble Beach.

INTERNATIONAL VICTORIES (4): 1993 Tournoi Perrier de Paris [EurChall]. 2007 HSBC Champions [Eur]. 2009 World Golf Championships-HSBC Champions [Eur]. 2013 Scottish Open [Eur].

OTHER VICTORIES (3): 2001 Tylenol Par-3 Shootout at Treetops Resort. 2004 Telus Skins Game, PGA Grand Slam of Golf.

WORLD GOLF CHAMPIONSHIPS CAREER SUMMARY

Tournament	Position	Total Score	Total Score	Par	Money
Dell Technologies Match Play (25-16-0)					
1999 Accenture Match Play	T9				75,000
R1: beat Naomichi Ozaki, 3 and 2					
R2: beat Lee Janzen, 2 and 1					
R3: lost to Eduardo Romero, 2 and 1					
2000 Accenture Match Play	T33				25,000
R1: lost to Billy Mayfair, 20 holes					
2002 Accenture Match Play	T33				27,500
R1: lost to John Cook, 3 and 2					
2003 Accenture Match Play	T9				95,000
R1: beat Robert Karlsson, 1 Up					
R2: beat Brad Faxon, 3 and 2					
R3: lost to Jerry Kelly, 3 and 2					
2004 Accenture Match Play	T5				225,000
R1: beat Lee Westwood, 3 and 1					
R2: beat Ben Curtis, 7 and 6					
R3: beat Chris DiMarco, 3 and 2					
QF: lost to Davis Love III, 1 Up					
2005 Accenture Match Play	T9				125,000
R1: beat Loren Roberts, 3 and 1					
R2: beat Angel Cabrera, 4 and 3					
R3: lost to David Toms, 4 and 2					
2006 Accenture Match Play	T9				125,000
R1: beat Charles Howell III, 2 Up					
R2: beat John Daly, 2 and 1					
R3: lost to David Howell, 3 and 1					
2007 Accenture Match Play	T17				90,000
R1: beat Richard Green, 1 Up					
R2: lost to Justin Rose, 3 and 1					
2008 Accenture Match Play	T17				90,000
R1: beat Pat Perez, 1 Up					
R2: lost to Stuart Appleby, 2 and 1					
2009 Accenture Match Play	T9				140,000
R1: beat Angel Cabrera, 19 holes					
R2: beat Zach Johnson, 1 Up					
R3: lost to Stewart Cink, 1 Up					
2011 Accenture Match Play	T17				95,000
R1: beat Brendan Jones, 6 and 5					
R2: lost to Rickie Fowler, 6 and 5					
2016 Dell Match Play	T18				90,900
G2: beat Daniel Berger, 1 Up					
G3: lost to Patrick Reed, 5 and 4					
G1: beat Matthew Fitzpatrick, 5 and 4					

2017 Dell Tech Match Play	T5				298,000
G1: beat Si Woo Kim, 5 and 3					
G2: beat Daniel Berger, 5 and 4					
G3: beat J.B. Holmes, 6 and 5					
R4: beat Marc Leishman, 4 and 3					
QF: lost to Bill Haas, 2 and 1					
2018 Dell Tech Match Play	T17				97,917
G1: lost to Charles Howell III, 3 and 2					
G2: beat Satoshi Kodaira, 1 Up					
G3: beat Rafa Cabrera Bello, 1 Up					
2019 Dell Tech Match Play	T40				62,500
G1: lost to Henrik Stenson, 2 and 1					
G2: lost to Jim Furyk, 1 Up					
G3: beat Jason Day, 2 Up					
					1,661,817

Mexico Championship

1999 American Express	T40	69-71-77-78	295	+11	32,250
2002 American Express	T23	70-72-71-64	277	-11	52,500
2003 American Express	T38	73-77-70-71	291	+11	38,500
2005 American Express	T29	71-69-73-68	281	+1	60,000
2007 CA Championship	T23	77-72-70-69	288	E	74,000
2008 CA Championship	T20	67-74-70-69	280	-8	75,000
2009 CA Championship	1	65-66-69-69	269	-19	1,400,000
2010 CA Championship	T14	71-69-72-68	280	-8	107,500
2011 Cadillac Championship	T55	73-71-72-76	292	+4	45,500
2012 Cadillac Championship	T43	72-71-71-71	285	-3	55,500
2013 Cadillac Championship	T3	67-67-69-71	274	-14	417,500
2014 Cadillac Championship	T16	74-75-69-74	292	+4	90,667
2015 Cadillac Championship	T31	74-74-71-72	291	+3	72,000
2016 Cadillac Championship	5	67-72-70-70	279	-9	342,000
2017 Mexico Championship	T7	67-68-68-71	274	-10	211,667
2018 Mexico Championship	1	69-68-65-66	268	-16	1,700,000
2019 Mexico Championship	T39	79-65-72-68	284	E	70,500
					4,845,083

FedEx St. Jude Invitational

1999 NEC Invitational	2	69-67-70-65	271	-9	510,000
2000 NEC Invitational	T4	66-66-69-70	271	-9	243,333
2001 NEC Invitational	T8	67-66-70-72	275	-5	147,500
2002 NEC Invitational	T9	66-69-71-71	277	-7	105,000
2003 NEC Invitational	T23	68-73-70-70	281	+1	48,000
2004 NEC Invitational	T43	70-75-68-72	285	+5	43,000
2005 NEC Invitational	T51	69-72-75-74	290	+10	40,250
2006 Bridgestone Invit'l	T54	74-74-68-73	289	+9	39,500
2007 Bridgestone Invit'l	T46	74-72-74-73	293	+13	44,500
2008 Bridgestone Invit'l	T4	68-66-68-70	272	-8	310,000
2009 Bridgestone Invit'l	T58	70-69-75-73	287	+7	44,250
2010 Bridgestone Invit'l	T46	66-68-71-78	283	+3	50,214
2011 Bridgestone Invit'l	T48	67-73-71-72	283	+3	49,300
2012 Bridgestone Invit'l	T43	71-69-73-71	284	+4	56,500
2013 Bridgestone Invit'l	T21	72-71-67-71	281	+1	81,167
2014 Bridgestone Invit'l	T15	71-73-69-62	275	-5	97,500
2015 Bridgestone Invit'l	T63	76-70-71-74	291	+11	43,875
2016 Bridgestone Invit'l	T27	73-70-73-68	284	+4	80,667
2017 Bridgestone Invit'l	T39	71-72-72-67	282	+2	65,500
2018 Bridgestone Invit'l	T24	66-69-72-70	277	-3	87,250
					2,187,306

HSBC Champions

2010 HSBC Champions	T41	69-71-76-73	289	+1	44,000
2012 HSBC Champions	T2	66-69-66-68	269	-19	417,500
2014 HSBC Champions	14	71-68-72-65	276	-12	100,000
2018 HSBC Champions	T15	71-72-74-67	284	-4	107,900
					1,869,400
					TOTAL \$10,563,606



KEITH MITCHELL

United States



HEIGHT: 6-1
WEIGHT: 185
BIRTHDATE: January 07, 1992
BIRTHPLACE: Chattanooga, Tennessee
RESIDENCE: St. Simons Island, Georgia
TURNED PROFESSIONAL: 2014

PGA TOUR VICTORIES (1): 2019 The Honda Classic.

WORLD GOLF CHAMPIONSHIPS CAREER SUMMARY

Tournament	Position	Total Score	Total Score	Par	Money
Dell Technologies Match Play (1-2-0)					
2019 Dell Tech Match Play	T40				62,500
G1: lost to Tony Finau, 2 and 1					
G2: beat Ian Poulter, 1 Up					
G3: lost to Kevin Kisner, 2 and 1					
					62,500
TOTAL					\$62,500



KEVIN NA

United States



HEIGHT: 5-11
WEIGHT: 167
BIRTHDATE: September 15, 1983
BIRTHPLACE: Seoul, South Korea
RESIDENCE: Las Vegas, Nevada
TURNED PROFESSIONAL: 2001

PGA TOUR VICTORIES (3): 2011 Justin Timberlake. 2018 The Greenbrier. 2019 Charles Schwab Challenge.

KORN FERRY TOUR VICTORIES (1): 2006 Mark Christopher Charity.

INTERNATIONAL VICTORIES (1): 2002 Volvo Masters of Asia [Asia].

OTHER VICTORIES (1): 2002 Long Beach Open.

WORLD GOLF CHAMPIONSHIPS CAREER SUMMARY

Tournament	Position	Total Score	Total Score	Par	Money
Dell Technologies Match Play (8-10-2)					
2010 Accenture Match Play	T33				45,000
R1: lost to Rory McIlroy, 1 Up					
2012 Accenture Match Play	T33				45,000
R1: lost to Steve Stricker, 2 and 1					
2015 Cadillac Match Play	T34				63,500
G1: lost to Joost Luiten, 19 holes					
G2: beat Alexander Levy, 3 and 1					
G3: lost to Hideki Matsuyama, 5 and 4					
2016 Dell Match Play	17				112,000
G1: beat Smylie Kaufman, 2 and 1					
G2: beat Thorbjørn Olesen, 3 and 2					
G3: tied Rory McIlroy, Halved					
2017 Dell Tech Match Play	T9				158,000
G1: beat Matthew Fitzpatrick, 5 and 4					
G2: beat Justin Thomas, 4 and 2					
G3: lost to Chris Wood, 2 and 1					
R4: lost to Bill Haas, 1 Up					
2018 Dell Tech Match Play	T52				54,214
G1: lost to Alex Noren, 4 and 2					
G2: lost to Tony Finau, 3 and 2					
G3: tied Thomas Pieters, Halved					

2019 Dell Tech Match Play	T5				315,000
G1: beat Bubba Watson, 1 Up					
G2: lost to Jordan Spieth, 3 and 2					
G3: beat Billy Horschel, 3 and 1					
R4: beat Justin Rose, 2 Up					
QF: lost to Francesco Molinari, 6 and 5					
					792,714

Mexico Championship

2010 CA Championship	T50	78-70-70-70	288	E	50,500
2011 Cadillac Championship	T35	74-75-69-69	287	-1	65,500
2015 Cadillac Championship	T9	74-71-71-71	287	-1	163,333
2016 Cadillac Championship	T35	72-72-75-73	292	+4	72,500
2017 Mexico Championship	T52	75-70-70-72	287	+3	52,000
2019 Mexico Championship	T36	72-75-66-70	283	-1	75,000
					478,833

FedEx St. Jude Invitational

2003 NEC Invitational	T71	71-80-69-73	293	+13	23,375
2012 Bridgestone Invit'l	T63	72-76-72-69	289	+9	43,500
2014 Bridgestone Invit'l	T23	71-73-66-67	277	-3	82,000
2015 Bridgestone Invit'l	T15	69-70-71-68	278	-2	109,000
2016 Bridgestone Invit'l	T27	71-69-71-73	284	+4	80,667
2018 Bridgestone Invit'l	T31	65-72-70-73	280	E	74,750
					413,292

HSBC Champions

2015 HSBC Champions	T20	71-68-79-67	285	-3	81,000
2016 HSBC Champions	57	72-72-72-71	287	-1	46,500
2017 HSBC Champions	T54	75-71-73-74	293	+5	49,250
2019 HSBC Champions	T54	75-74-77-72	298	+10	50,313
					227,063
TOTAL					\$1,911,902



ALEX NOREN

Sweden



HEIGHT: 5-11
WEIGHT: 165
BIRTHDATE: July 12, 1982
BIRTHPLACE: Stockholm, Sweden
RESIDENCE: Stockholm, Sweden
TURNED PROFESSIONAL: 2005

BEST PGA TOUR CAREER FINISH: 2-2018 Farmers Insurance Open.

INTERNATIONAL VICTORIES (11): 2006 Rolex Trophy [EurChall]. 2009 Omega European Masters [Eur]. 2011 Nordea Masters [Eur], Saab Wales Open [Eur]. 2015 Nordea Masters [Eur]. 2016 British Masters [Eur], Nedbank Golf Challenge [Eur], Omega European Masters [Eur], Aberdeen Asset Management Scottish Open [Eur]. 2017 BMW PGA Championship [Eur]. 2018 HNA Open de France [Eur].

WORLD GOLF CHAMPIONSHIPS CAREER SUMMARY

Tournament	Position	Total Score	Total Score	Par	Money
Dell Technologies Match Play (13-5-0)					
2010 Accenture Match Play	T33				45,000
R1: lost to Geoff Ogilvy, 7 and 5					
2013 Accenture Match Play	T17				96,000
R1: beat Dustin Johnson, 6 and 4					
R2: lost to Graeme McDowell, 20 holes					
2017 Dell Tech Match Play	T5				298,000
G1: beat Thongchai Jaidee, 3 and 2					
G2: beat Bernd Wiesberger, 3 and 2					
G3: beat Francesco Molinari,					
R4: beat Brooks Koepka, 2 and 1					
QF: lost to Dustin Johnson, 3 and 2					
2018 Dell Tech Match Play	3				695,000
G1: beat Kevin Na, 4 and 2					
G2: beat Thomas Pieters, 5 and 4					
G3: beat Tony Finau, 1 Up					
R4: beat Patrick Reed, 5 and 3					
QF: beat Cameron Smith, 4 and 2					
SF: lost to Kevin Kisner, 19 holes					
Consolation: beat Justin Thomas, 5 and 3					
2019 Dell Tech Match Play	T17				108,429
G1: lost to Haotong Li, 5 and 4					
G2: beat Tom Lewis, 4 and 2					
G3: beat Brooks Koepka, 3 and 2					
					1,242,429
Mexico Championship					
2012 Cadillac Championship	69	74-75-72-76	297	+9	38,500
2013 Cadillac Championship	T20	69-70-72-71	282	-6	88,000
2015 Cadillac Championship	T56	73-77-74-74	298	+10	48,000
2017 Mexico Championship	T55	76-71-72-69	288	+4	50,000
2018 Mexico Championship	T14	69-70-71-66	276	-8	126,500
2019 Mexico Championship	T62	71-74-74-74	293	+9	50,500
					401,500

FedEx St. Jude Invitational

2010 Bridgestone Invit'l	T53	69-69-70-76	284	+4	47,250
2011 Bridgestone Invit'l	T53	69-73-70-72	284	+4	46,500
2017 Bridgestone Invit'l	T28	69-68-74-68	279	-1	73,563
2018 Bridgestone Invit'l	T31	70-73-66-71	280	E	74,750
					242,063

HSBC Champions

2011 HSBC Champions	T49	67-75-70-77	289	+1	38,000
2016 HSBC Champions	T54	70-76-66-74	286	-2	47,500
2017 HSBC Champions	T12	68-72-70-68	278	-10	134,000
2018 HSBC Champions	T31	72-72-72-71	287	-1	72,000
2019 HSBC Champions	T18	74-69-71-73	287	-1	103,500
					467,000

TOTAL \$2,352,991



THORBJØRN OLESEN

Denmark



HEIGHT: 5-9
WEIGHT: 152
BIRTHDATE: December 21, 1989
BIRTHPLACE: Fureso, Denmark
RESIDENCE: Fureso, Denmark
TURNED PROFESSIONAL: 2008

BEST PGA TOUR CAREER FINISH: 3-2018 WGC-Bridgestone Invit'l.

INTERNATIONAL VICTORIES (6): 2010 The Princess [EurChall]. **2012** Sicilian Open [Eur]. **2014** Perth International [Eur]. **2015** Alfred Dunhill Links Championship [Eur]. **2016** Turkish Airlines Open [Eur]. **2018** Italian Open [Eur].

OTHER VICTORIES (1): 2016 ISPS HANDA World Cup [with Soren Kjeldsen].

WORLD GOLF CHAMPIONSHIPS CAREER SUMMARY

Tournament	Position	Total Score	Total Score	Par	Money
Dell Technologies Match Play (3-6-0)					
2013 Accenture Match Play	T17				96,000
R1: beat Jamie Donaldson, 3 and 2					
R2: lost to Tim Clark, 3 and 2					
2014 Accenture Match Play	T33				48,000
R1: lost to Jason Day, 1 Up					
2016 Dell Match Play	T38				63,000
G1: lost to Rory McIlroy, 1 Up					
G2: lost to Kevin Na, 3 and 2					
G3: beat Smylie Kaufman, 2 and 1					
2019 Dell Tech Match Play	T40				62,500
G1: beat Webb Simpson, 2 and 1					
G2: lost to Francesco Molinari, 4 and 3					
G3: lost to Satoshi Kodaira, 3 and 1					
					269,500
Mexico Championship					
2013 Cadillac Championship	T53	75-75-70-72	292	+4	50,600
2017 Mexico Championship	T63	73-77-68-73	291	+7	46,625
2019 Mexico Championship	T45	72-74-68-71	285	+1	65,000
					162,225
FedEx St. Jude Invitational					
2013 Bridgestone Invit'l	T48	73-69-72-73	287	+7	53,000
2017 Bridgestone Invit'l	T10	73-70-67-65	275	-5	154,667
2018 Bridgestone Invit'l	T3	71-67-68-64	270	-10	510,000
					717,667

HSBC Champions

2012 HSBC Champions	T11	71-65-70-68	274	-14	98,000
2015 HSBC Champions	T6	72-68-69-71	280	-8	213,667
2016 HSBC Champions	T19	64-74-66-73	277	-11	83,000
2018 HSBC Champions	T31	72-73-69-73	287	-1	72,000
2019 HSBC Champions	T7	75-69-67-72	283	-5	210,563
					677,229

TOTAL \$1,826,621



LOUIS OOSTHUIZEN

South Africa



HEIGHT: 5-10
WEIGHT: 180
BIRTHDATE: October 19, 1982
BIRTHPLACE: Mossel Bay, South Africa
RESIDENCE: Pinnacle Point, South Africa
TURNED PROFESSIONAL: 2002

PGA TOUR VICTORIES (1): 2010 The Open Championship.

INTERNATIONAL VICTORIES (13): 2004 Vodacom Origins of Golf-Arabella [SAF], **2007** Platinum Classic [SAF], Dimension Data Pro-Am [SAF], Telekom PGA Championship [SAF], **2008** Telekom PGA Championship [SAF], **2010** Open de Golf de Andalucia [Eur], **2011** Africa Open [Eur], **2012** Africa Open [Eur], Maybank Malaysian Open [Eur], **2013** Volvo Golf Champions [Eur], **2014** Volvo Golf Champions [Eur], **2016** ISPS HANDA Perth International [Eur], **2018** South African Open Hosted by the City of Johannesburg.

WORLD GOLF CHAMPIONSHIPS CAREER SUMMARY

Tournament	Position	Total Score	Total Score	Par	Money
Dell Technologies Match Play (22-12-0)					
2009 Accenture Match Play	T33				45,000
R1: lost to Rory McIlroy, 2 and 1					
2011 Accenture Match Play	T33				45,000
R1: lost to Bo Van Pelt, 1 Up					
2012 Accenture Match Play	T17				95,000
R1: beat Aaron Baddeley, 2 and 1					
R2: lost to Steve Stricker, 1 Up					
2013 Accenture Match Play	T17				96,000
R1: beat Richie Ramsay, 2 and 1					
R2: lost to Robert Garrigus, 3 and 2					
2014 Accenture Match Play	T5				280,000
R1: beat Nick Watney, 1 Up					
R2: beat Henrik Stenson, 4 and 3					
R3: beat Webb Simpson, 5 and 4					
QF: lost to Jason Day, 2 and 1					
2015 Cadillac Match Play	T5				285,000
G1: beat Keegan Bradley, 6 and 5					
G2: beat Miguel Angel Jimenez, 2 Up					
G3: beat Bubba Watson, 19 holes					
R4: beat Rickie Fowler, 1 Up					
QF: lost to Jim Furyk, 4 and 2					
2016 Dell Match Play	2				1,018,000
G1: beat Matt Jones, 2 and 1					
G2: beat Bernd Wiesberger, 2 and 1					
G3: beat Andy Sullivan, 4 and 2					
R4: beat Jordan Spieth, 4 and 2					
QF: beat Dustin Johnson, 2 and 1					
SF: beat Rafa Cabrera Bello, 4 and 3					
Consolation: lost to Jason Day, 5 and 4					
2017 Dell Tech Match Play	T17				93,308
G1: beat Ross Fisher, 4 and 3					
G2: lost to Jim Furyk, 3 and 2					
G3: beat Hideki Matsuyama, 6 and 4					
2018 Dell Tech Match Play	T9				163,000
G1: beat Jason Dufner, 1 Up					
G2: lost to James Hahn, 3 and 1					
G3: beat Jason Day, 2 Up					
R4: lost to Ian Poulter, 2 and 1					
2019 Dell Tech Match Play	T5				315,000
G1: lost to Kyle Stanley, 3 and 2					
G2: beat Byeong Hun An, 1 Up					
G3: beat Tommy Fleetwood, 4 and 3					
R4: beat Marc Leishman, 2 and 1					
QF: lost to Kevin Kisner, 2 and 1					
					2,435,308

Mexico Championship

2006 American Express	T32	71-70-72-69	282	-2	61,000
2007 CA Championship	T50	74-75-77-69	295	+7	45,000
2008 CA Championship	T68	74-72-70-77	293	+5	37,625
2009 CA Championship	T20	67-69-73-70	279	-9	80,143
2011 Cadillac Championship	T18	71-73-67-71	282	-6	89,000
2012 Cadillac Championship	T60	77-70-74-72	293	+5	42,000
2013 Cadillac Championship	T33	70-75-69-72	286	-2	71,500
2014 Cadillac Championship	T40	72-78-71-74	295	+7	63,500
2015 Cadillac Championship	6	71-74-67-73	285	-3	270,000
2016 Cadillac Championship	T14	74-70-69-73	286	-2	120,000
2017 Mexico Championship	T48	73-72-73-68	286	+2	55,500
2018 Mexico Championship	T30	64-71-76-71	282	-2	81,429
2019 Mexico Championship	T25	72-66-69-73	280	-4	93,250
					1,109,946

FedEx St. Jude Invitational

2010 Bridgestone Invit'l	T9	72-70-68-65	275	-5	125,833
2011 Bridgestone Invit'l	T37	71-71-70-69	281	+1	58,500
2012 Bridgestone Invit'l	4	67-65-68-69	269	-11	365,000
2014 Bridgestone Invit'l	61	75-73-67-75	290	+10	45,500
2015 Bridgestone Invit'l	T42	72-70-72-70	284	+4	59,000
2016 Bridgestone Invit'l	T21	71-76-67-69	283	+3	91,000
2017 Bridgestone Invit'l	T50	74-72-67-73	286	+6	51,250
2018 Bridgestone Invit'l	T24	68-66-69-74	277	-3	87,250
					883,333

HSBC Champions

2010 HSBC Champions	T72	69-80-80-72	301	+13	27,750
2011 HSBC Champions	T7	71-63-68-72	274	-14	155,000
2012 HSBC Champions	T6	65-63-70-72	270	-18	190,000
2014 HSBC Champions	T15	70-70-70-67	277	-11	93,500
2015 HSBC Champions	T14	70-70-72-72	284	-4	89,833
2016 HSBC Champions	T44	68-69-73-73	283	-5	55,500
2017 HSBC Champions	T45	71-75-69-74	289	+1	58,500
					670,083
					TOTAL \$5,098,671



C.T. PAN

Chinese Taipei



HEIGHT: 5-6
WEIGHT: 145
BIRTHDATE: November 12, 1991
BIRTHPLACE: Miaoli, Chinese Taipei
RESIDENCE: Bellevue, Washington
TURNED PROFESSIONAL: 2015

PGA TOUR VICTORIES (1): 2019 RBC Heritage.

WORLD GOLF CHAMPIONSHIPS CAREER SUMMARY

Tournament	Position	Total Score	Total Score	Par	Money
HSBC Champions					
2019 HSBC Champions	T22	68-76-70-75	289	+1	86,500
					86,500
			TOTAL		\$86,500



EDDIE PEPPERELL

England



HEIGHT: 6-0
WEIGHT: 161
BIRTHDATE: January 22, 1991
BIRTHPLACE: Oxfordshire, England
RESIDENCE: Abingdon, Oxfordshire, England
TURNED PROFESSIONAL: 2011

BEST PGA TOUR CAREER FINISH: 3-2019 THE PLAYERS Championship.

INTERNATIONAL VICTORIES (3): 2012 Allianz Open Cotes d'Armor Bretagne [EurChall]. 2018 Commercial Bank Qatar Masters [Eur], Sky Sports British Masters [Eur].

WORLD GOLF CHAMPIONSHIPS CAREER SUMMARY

Tournament	Position	Total Score	Total Score	Par	Money
Dell Technologies Match Play (0-2-1)					
2019 Dell Tech Match Play	T56				53,000
G1: lost to Gary Woodland, 2 and 1					
G2: tied Justin Rose, Halved					
G3: lost to Emiliano Grillo, 4 and 3					
					53,000
Mexico Championship					
2019 Mexico Championship	T67	77-70-73-75	295	+11	49,125
					49,125
			TOTAL		\$102,125



IAN POULTER

England



HEIGHT: 6-1
WEIGHT: 189
BIRTHDATE: January 10, 1976
BIRTHPLACE: Stevenage, England
RESIDENCE: Buckinghamshire, England; Orlando, Florida
TURNED PROFESSIONAL: 1995

PGA TOUR VICTORIES (2): 2010 WGC-Accenture Match Play. 2018 Houston Open.

INTERNATIONAL VICTORIES (12): 2000 Italian Open [Eur]. 2001 Moroccan Open [Eur]. 2002 Italian Open [Eur]. 2003 Celtic Manor Resort Wales Open [Eur], Nordic Open [Eur]. 2004 Volvo Masters Andalucia [Eur]. 2006 Madrid Open Masters [Eur]. 2007 Dunlop Phoenix [Jpn]. 2009 Barclays Singapore Open [Eur]. 2010 UBS Hong Kong Open [Eur]. 2011 Volvo World Match Play Championship [Eur], JBWere Masters [Aus].

OTHER VICTORIES (2): 1999 Open de Cote d'Ivoire. 2010 Shark Shootout [with Dustin Johnson].

WORLD GOLF CHAMPIONSHIPS CAREER SUMMARY

Tournament	Position	Total Score	Total Score	Par	Money
Dell Technologies Match Play (29-16-0)					
2004 Accenture Match Play	T5				225,000
R1: beat Chris Riley, 1 Up					
R2: beat Duffy Waldorf, 7 and 5					
R3: beat John Huston, 2 and 1					
QF: lost to Stephen Leaney, 1 Up					
2005 Accenture Match Play	4				450,000
R1: beat Jim Furyk, 3 and 1					
R2: beat Stuart Appleby, 6 and 5					
R3: beat Rory Sabbatini, 1 Up					
QF: beat Nick O'Hern, 3 and 1					
SF: lost to David Toms, 3 and 2					
Consolation: lost to Retief Goosen, 20 holes					
2006 Accenture Match Play	T33				35,000
R1: lost to David Toms, 19 holes					
2007 Accenture Match Play	T9				130,000
R1: beat Bart Bryant, 5 and 4					
R2: beat Bradley Dredge, 3 and 1					
R3: lost to Trevor Immelman, 2 and 1					
2008 Accenture Match Play	T17				90,000
R1: beat Soren Hansen, 2 and 1					
R2: lost to K.J. Choi, 19 holes					
2009 Accenture Match Play	T9				140,000
R1: beat Jeev Milkha Singh, 4 and 3					
R2: beat Charl Schwartzel, 1 Up					
R3: lost to Sean O'Hair, 2 and 1					
2010 Accenture Match Play	1				1,400,000
R1: beat Justin Leonard, 19 holes					
R2: beat Adam Scott, 2 and 1					
R3: beat Jeev Milkha Singh, 5 and 4					
QF: beat Thongchai Jaidee, 1 Up					
SF: beat Sergio Garcia, 7 and 6					
Consolation: beat Paul Casey, 4 and 2					
2011 Accenture Match Play	T33				45,000
R1: lost to Stewart Cink, 19 holes					
2012 Accenture Match Play	T33				45,000
R1: lost to Sangmoon Bae, 4 and 3					
2013 Accenture Match Play	4				500,000
R1: beat Stephen Gallacher, 2 and 1					
R2: beat Bo Van Pelt, 3 and 1					
R3: beat Tim Clark, 5 and 3					
QF: beat Steve Stricker, 3 and 2					
SF: lost to Hunter Mahan, 4 and 3					
Consolation: lost to Jason Day, 1 Up					
2014 Accenture Match Play	T33				48,000
R1: lost to Rickie Fowler, 2 and 1					
2015 Cadillac Match Play	T34				63,500
G1: lost to Webb Simpson, 3 and 2					
G2: lost to Gary Woodland, 3 and 2					
G3: beat Jimmy Walker, 4 and 2					
2018 Dell Tech Match Play	T5				306,000
G1: beat Tommy Fleetwood, 3 and 2					
G2: beat Daniel Berger, 2 and 1					
G3: beat Kevin Chappell, Conceded					
R4: beat Louis Oosthuizen, 2 and 1					
QF: lost to Kevin Kisner, 8 and 6					
2019 Dell Tech Match Play	T17				108,429
G1: beat Kevin Kisner, 2 Up					
G2: lost to Keith Mitchell, 1 Up					
G3: beat Tony Finau, 1 Up					
					3,585,929

Mexico Championship

2003 American Express	T44	73-74-68-78	293	+13	34,250
2005 American Express	T18	67-70-72-70	279	-1	77,000
2006 American Express	T2	64-71-68-66	269	-15	610,000
2007 CA Championship	T16	73-68-75-70	286	-2	87,333
2008 CA Championship	T57	71-72-72-73	288	E	42,250
2009 CA Championship	T13	69-67-73-69	278	-10	97,143
2010 CA Championship	T37	72-78-72-64	286	-2	62,500
2011 Cadillac Championship	T45	73-70-74-73	290	+2	55,500
2012 Cadillac Championship	T60	76-77-71-69	293	+5	42,000
2013 Cadillac Championship	T28	68-70-72-75	285	-3	75,000
2014 Cadillac Championship	T52	71-78-73-78	300	+12	52,500
2015 Cadillac Championship	T49	74-78-71-72	295	+7	55,000
2019 Mexico Championship	T3	68-68-69-68	273	-11	472,000
					1,762,476

FedEx St. Jude Invitational

2001 NEC Invitational	T13	67-72-69-70	278	-2	100,500
2003 NEC Invitational	T33	73-68-67-75	283	+3	38,583
2005 NEC Invitational	T33	73-69-69-74	285	+5	56,000
2006 Bridgestone Invit'l	T13	71-71-67-68	277	-3	95,000
2007 Bridgestone Invit'l	T30	71-73-74-70	288	+8	58,000
2008 Bridgestone Invit'l	T16	70-68-69-71	278	-2	82,625
2009 Bridgestone Invit'l	T15	67-74-67-70	278	-2	91,125
2010 Bridgestone Invit'l	T65	72-70-77-70	289	+9	40,750
2011 Bridgestone Invit'l	T68	71-69-80-72	292	+12	39,250
2012 Bridgestone Invit'l	T29	74-69-69-69	281	+1	68,000
2013 Bridgestone Invit'l	T19	69-72-69-70	280	E	89,000
2014 Bridgestone Invit'l	T52	73-73-70-71	287	+7	49,625
2015 Bridgestone Invit'l	T17	68-72-65-74	279	-1	88,500
2018 Bridgestone Invit'l	T10	62-67-70-74	273	-7	160,875
					1,057,833

HSBC Champions

2010 HSBC Champions	T13	70-70-73-69	282	-6	90,000
2011 HSBC Champions	T13	70-68-69-71	278	-10	90,000
2012 HSBC Champions	1	69-68-65-65	267	-21	1,200,000
2014 HSBC Champions	2	71-67-63-66	267	-21	850,000
2015 HSBC Champions	T6	70-67-72-71	280	-8	213,667
2016 HSBC Champions	T30	72-71-70-67	280	-8	68,000
2019 HSBC Champions	21	69-71-74-74	288	E	93,500
					2,645,500
TOTAL					\$9,051,738



ANDREW PUTNAM

United States



HEIGHT: 6-1
WEIGHT: 170
BIRTHDATE: January 25, 1989
BIRTHPLACE: Tacoma, Washington
RESIDENCE: Phoenix, Arizona
TURNED PROFESSIONAL: 2011

PGA TOUR VICTORIES (1): 2018 Barracuda Championship.

KORN FERRY TOUR VICTORIES (2): 2014 WNB Golf Classic. 2017 Panama Claro Championship.

WORLD GOLF CHAMPIONSHIPS CAREER SUMMARY

Tournament	Position	Total Score	Total Score	Par	Money
Dell Technologies Match Play (1-2-0)					
2019 Dell Tech Match Play	T40				62,500
G1: beat Patrick Reed, 3 and 2					
G2: lost to Sergio Garcia, 5 and 4					
G3: lost to Shane Lowry, 3 and 2					
					62,500
HSBC Champions					
2019 HSBC Champions	T4	70-71-67-72	280	-8	393,000
					393,000
			TOTAL		\$455,500



JON RAHM

Spain



HEIGHT: 6-2
WEIGHT: 220
BIRTHDATE: November 10, 1994
BIRTHPLACE: Barrika, Spain
RESIDENCE: Scottsdale, Arizona
TURNED PROFESSIONAL: 2016

PGA TOUR VICTORIES (3): 2017 Farmers Insurance Open. 2018 CareerBuilder Challenge. 2019 Zurich Classic of New Or.

INTERNATIONAL VICTORIES (4): 2017 DP World Tour Championship [Eur], Dubai Duty Free Irish Open Hosted by the Rory Foundation [Eur]. 2018 Open de Espana [Eur]. 2019 Dubai Duty Free Irish Open.

OTHER VICTORIES (1): 2018 Hero World Challenge.

WORLD GOLF CHAMPIONSHIPS CAREER SUMMARY

Tournament	Position	Total Score	Total Score	Par	Money
Dell Technologies Match Play (7-4-2)					
2017 Dell Tech Match Play	2				1,045,000
G1: beat Kevin Chappell, 3 and 2					
G2: beat Shane Lowry, 2 and 1					
G3: beat Sergio Garcia, 6 and 4					
R4: beat Charles Howell III, 6 and 4					
QF: beat Søren Kjeldsen, 7 and 5					
SF: beat Bill Haas, 3 and 2					
Consolation: lost to Dustin Johnson, 1 Up					
2018 Dell Tech Match Play	T52				54,214
G1: tied Keegan Bradley, Halved					
G2: lost to Chez Reavie, 1 Up					
G3: lost to Kiradech Aphibarnrat, 4 and 3					
2019 Dell Tech Match Play	T24				81,313
G1: beat Si Woo Kim, 7 and 5					
G2: lost to J.B. Holmes, 2 and 1					
G3: tied Matt Kuchar, Halved					
					1,180,527

Mexico Championship

2017 Mexico Championship	T3	67-70-67-68	272	-12	497,000
2018 Mexico Championship	T20	67-71-70-70	278	-6	104,300
2019 Mexico Championship	T45	72-72-72-69	285	+1	65,000
					666,300

FedEx St. Jude Invitational

2017 Bridgestone Invit'l	T28	67-77-67-68	279	-1	73,563
2018 Bridgestone Invit'l	T17	64-70-68-73	275	-5	104,250
					177,813

HSBC Champions

2018 HSBC Champions	T36	72-74-69-73	288	E	68,500
2019 HSBC Champions	T22	73-76-69-71	289	+1	86,500
					155,000
			TOTAL		\$2,179,639



AARON RAI

England



HEIGHT: 6-0
WEIGHT: 165
BIRTHDATE: March 3, 1995
BIRTHPLACE: Wolverhampton, England
RESIDENCE: Wolverhampton, England
TURNED PROFESSIONAL: 2012

BEST PGA TOUR CAREER FINISH: 51-2019 WGC-Mexico Championship.

INTERNATIONAL VICTORIES (1): 2018 Honma Hong Kong Open presented by Amundi.

WORLD GOLF CHAMPIONSHIPS CAREER SUMMARY

Tournament	Position	Total Score	Total Score	Par	Money
Mexico Championship					
2019 Mexico Championship	T51	70-74-71-72	287	+3	60,000
					60,000
			TOTAL		\$60,000



CHEZ REAVIE

United States



HEIGHT: 5-9
WEIGHT: 160
BIRTHDATE: November 12, 1981
BIRTHPLACE: Wichita, Kansas
RESIDENCE: Scottsdale, Arizona
TURNED PROFESSIONAL: 2004

PGA TOUR VICTORIES (2): 2008 RBC Canadian Open. 2019 Travelers Championship.

KORN FERRY TOUR VICTORIES (2): 2007 Knoxville Open. 2015 Small Business Connection.

WORLD GOLF CHAMPIONSHIPS CAREER SUMMARY

Tournament	Position	Total Score	Total Score	Par	Money
Dell Technologies Match Play (1-3-2)					
2018 Dell Tech Match Play	T29				77,429
G1: lost to Kiradech Aphibarnrat, 3 and 2					
G2: beat Jon Rahm, 1 Up					
G3: tied Keegan Bradley, Halved					
2019 Dell Tech Match Play	T56				53,000
G1: lost to Dustin Johnson, 4 and 3					
G2: tied Hideki Matsuyama, Halved					
G3: lost to Branden Grace, 2 and 1					
					130,429
Mexico Championship					
2012 Cadillac Championship	T35	78-68-67-71	284	-4	60,500
2018 Mexico Championship	T52	72-73-68-74	287	+3	61,500
2019 Mexico Championship	T65	75-76-72-71	294	+10	49,625
					171,625

FedEx St. Jude Invitational

2008 Bridgestone Invit'l	T52	68-74-70-72	284	+4	42,250
					42,250

HSBC Champions

2011 HSBC Champions	68	70-75-68-82	295	+7	30,000
2018 HSBC Champions	T24	69-74-71-72	286	-2	79,500
2019 HSBC Champions	T35	70-73-75-74	292	+4	71,000
					180,500
			TOTAL		\$524,804



PATRICK REED

United States



HEIGHT: 6-0
WEIGHT: 200
BIRTHDATE: August 05, 1990
BIRTHPLACE: San Antonio, Texas
RESIDENCE: Spring, Texas
TURNED PROFESSIONAL: 2011

PGA TOUR VICTORIES (6): 2013 Wyndham Championship. 2014 WGC-Cadillac Championship, Humana Challenge. 2015 Hyundai T of C. 2016 The Barclays. 2018 Masters Tournament.

WORLD GOLF CHAMPIONSHIPS CAREER SUMMARY

Tournament	Position	Total Score	Total Score	Par	Money
Dell Technologies Match Play (10-7-2)					
2014 Accenture Match Play	T17				99,000
R1: beat Graham DeLaet, 1 Up					
R2: lost to George Coetzee, 21 holes					
2015 Cadillac Match Play	T17				85,824
G1: beat Andy Sullivan, 2 and 1					
G2: lost to Danny Willett, 2 and 1					
G3: beat Ryan Moore, 1 Up					
2016 Dell Match Play	T9				152,000
G1: beat Daniel Berger, 1 Up					
G2: beat Matthew Fitzpatrick, 4 and 3					
G3: beat Phil Mickelson, 5 and 4					
R4: lost to Dustin Johnson, 3 and 2					
2017 Dell Tech Match Play	T51				54,071
G1: tied Jason Dufner, Halved					
G2: lost to Kevin Kisner, 1 Up					
G3: lost to Brooks Koepka, 1 Up					
2018 Dell Tech Match Play	T9				163,000
G1: beat Haotong Li, 3 and 2					
G2: beat Charl Schwartzel, 1 Up					
G3: beat Jordan Spieth, 2 and 1					
R4: lost to Alex Noren, 5 and 3					
2019 Dell Tech Match Play	T24				81,313
G1: lost to Andrew Putnam, 3 and 2					
G2: tied Shane Lowry, Halved					
G3: beat Sergio Garcia, 2 and 1					
					635,207

Mexico Championship

2014 Cadillac Championship	1	68-75-69-72	284	-4	1,530,000
2015 Cadillac Championship	T23	71-73-71-75	290	+2	83,000
2016 Cadillac Championship	T52	77-74-74-72	297	+9	56,500
2017 Mexico Championship	T61	71-76-72-71	290	+6	47,250
2018 Mexico Championship	T37	72-74-68-69	283	-1	73,000
2019 Mexico Championship	T14	72-68-64-73	277	-7	128,000
					1,917,750

FedEx St. Jude Invitational

2014 Bridgestone Invit'l	T4	67-68-71-65	271	-9	308,000
2015 Bridgestone Invit'l	T15	71-67-72-68	278	-2	109,000
2016 Bridgestone Invit'l	52	74-75-69-76	294	+14	58,000
2017 Bridgestone Invit'l	T36	75-70-68-68	281	+1	68,000
2018 Bridgestone Invit'l	T28	66-70-70-72	278	-2	81,250
					624,250

HSBC Champions

2015 HSBC Champions	T22	71-73-71-71	286	-2	77,000
2016 HSBC Champions	T7	65-70-68-70	273	-15	173,750
2017 HSBC Champions	T60	78-75-66-76	295	+7	46,500
2018 HSBC Champions	T50	66-70-82-74	292	+4	51,875
2019 HSBC Champions	T7	64-72-70-77	283	-5	210,563
					559,688

TOTAL \$3,736,895



JUSTIN ROSE

England

HEIGHT: 6-3
WEIGHT: 195
BIRTHDATE: July 30, 1980
BIRTHPLACE: Johannesburg, South Africa
RESIDENCE: Orlando, Florida
TURNED PROFESSIONAL: 1998

PGA TOUR VICTORIES (10): 2010 the Memorial Tournament, AT&T National. 2011 BMW Championship. 2012 WGC-Cadillac Championship. 2013 U.S. Open. 2014 Quicken Loans National. 2015 Zurich Classic of New Or. 2018 Fort Worth Invitational, WGC-HSBC Champions. 2019 Farmers Insurance Open.

INTERNATIONAL VICTORIES (12): 2002 Chunichi Crowns [Jpn], Nashau Masters [SAf], Victor Chandler British Masters [Eur], Dunhill Championship [Eur]. 2006 Australian Masters [Aus]. 2007 Volvo Masters [Eur]. 2014 Scottish Open [Eur]. 2015 UBS Hong Kong Open [Eur]. 2016 Summer Olympics. 2017 Turkish Airlines Open [Eur], Indonesian Masters [Asia]. 2018 Turkish Airlines Open [Eur].

WORLD GOLF CHAMPIONSHIPS CAREER SUMMARY

Tournament	Position	Total Score	Total Score	Par	Money
Dell Technologies Match Play (12-12-2)					
2003 Accenture Match Play	T17				60,000
R1: beat David Duval, 20 holes					
R2: lost to Kevin Sutherland, 1 Up					
2004 Accenture Match Play	T33				35,000
R1: lost to Stuart Appleby, 5 and 4					
2007 Accenture Match Play	T5				260,000
R1: beat Michael Campbell, 6 and 5					
R2: beat Phil Mickelson, 3 and 1					
R3: beat Charles Howell III, 3 and 2					
QF: lost to Trevor Immelman, 5 and 4					
2008 Accenture Match Play	T33				40,000
R1: lost to Rod Pampling, 2 and 1					
2009 Accenture Match Play	T33				45,000
R1: lost to Boo Weekley, 1 Up					
2011 Accenture Match Play	T17				95,000
R1: beat Zach Johnson, 2 and 1					
R2: lost to Martin Kaymer, 20 holes					
2012 Accenture Match Play	T33				45,000
R1: lost to Paul Lawrie, 1 Up					
2013 Accenture Match Play	T17				96,000
R1: beat K. J. Choi, 2 and 1					
R2: lost to Nicolas Colsaerts, 4 and 2					
2014 Accenture Match Play	T17				99,000
R1: beat Scott Piercy, 1 Up					
R2: lost to Ernie Els, 20 holes					
2015 Cadillac Match Play	T17				85,824
G1: lost to Marc Leishman, 3 and 2					
G2: beat Anirban Lahiri, 19 holes					
G3: beat Ryan Palmer, 2 and 1					
2016 Dell Match Play	T28				74,500
G1: beat Fabián Gómez, 2 Up					
G2: tied Anirban Lahiri, Halved					
G3: lost to Matt Kuchar, 3 and 2					
2019 Dell Tech Match Play	T9				167,000
G1: beat Emiliano Grillo, 2 and 1					
G2: tied Eddie Pepperell, Halved					
G3: beat Gary Woodland, 1 Up					
R4: lost to Kevin Na, 1 Up					
					1,102,324

Mexico Championship

2002 American Express	T46	73-70-72-69	284	-4	34,000
2003 American Express	T28	75-69-74-70	288	+8	46,071
2008 CA Championship	T15	70-71-70-68	279	-9	86,700
2009 CA Championship	T20	73-70-68-68	279	-9	80,143
2011 Cadillac Championship	T42	77-71-70-71	289	+1	59,000
2012 Cadillac Championship	1	69-64-69-70	272	-16	1,400,000
2013 Cadillac Championship	T8	68-72-70-68	278	-10	163,750
2014 Cadillac Championship	T34	74-77-70-73	294	+6	68,500
2015 Cadillac Championship	55	73-74-73-77	297	+9	51,000
2016 Cadillac Championship	T17	75-73-72-67	287	-1	102,167
2017 Mexico Championship	T38	70-72-71-71	284	E	64,000
2018 Mexico Championship	T37	71-72-73-67	283	-1	73,000
					2,228,331

FedEx St. Jude Invitational

2002 NEC Invitational	5	67-67-72-68	274	-10	187,500
2003 NEC Invitational	T33	72-73-69-69	283	+3	38,583
2007 Bridgestone Invit'l	T2	69-72-71-68	280	E	635,000
2008 Bridgestone Invit'l	T27	71-70-68-71	280	E	60,000
2009 Bridgestone Invit'l	T29	75-68-69-69	281	+1	67,000
2010 Bridgestone Invit'l	T19	71-70-70-67	278	-2	81,333
2011 Bridgestone Invit'l	T33	71-70-72-67	280	E	64,500
2012 Bridgestone Invit'l	T5	70-69-66-67	272	-8	276,500
2013 Bridgestone Invit'l	T17	69-72-69-69	279	-1	93,000
2014 Bridgestone Invit'l	T4	65-67-70-69	271	-9	308,000
2015 Bridgestone Invit'l	T3	67-71-63-72	273	-7	470,000
2016 Bridgestone Invit'l	T46	69-76-73-72	290	+10	63,000
2017 Bridgestone Invit'l	T63	72-69-74-73	288	+8	46,500
					2,390,917

HSBC Champions

2011 HSBC Champions	T7	68-70-70-66	274	-14	155,000
2012 HSBC Champions	T24	72-70-67-70	279	-9	62,250
2014 HSBC Champions	5	68-71-65-68	272	-16	300,000
2015 HSBC Champions	T48	72-71-76-74	293	+5	49,300
2018 HSBC Champions	1	67-68-72-67	274	-14	1,660,000
2019 HSBC Champions	3	69-67-70-72	278	-10	587,000
					2,813,550
					TOTAL \$8,535,121



POOM SAKSANSIN

Thailand



HEIGHT: 5-6
WEIGHT: 170
BIRTHDATE: June 04, 1993
BIRTHPLACE: Bangkok, Thailand
RESIDENCE: Bangkok, Thailand
TURNED PROFESSIONAL: 2013

BEST PGA TOUR CAREER FINISH: 24-2018 WGC-HSBC Champions.

INTERNATIONAL VICTORIES (1): 2018 BNI Indonesian Masters.

WORLD GOLF CHAMPIONSHIPS CAREER SUMMARY

Tournament	Position	Total Score	Total Score	Par	Money
HSBC Champions					
2018 HSBC Champions	T24	73-70-68-75	286	-2	79,500
					79,500
			TOTAL		\$79,500



XANDER SCHAUFFELE

United States



HEIGHT: 5-10
WEIGHT: 175
BIRTHDATE: October 25, 1993
BIRTHPLACE: La Jolla, California
RESIDENCE: San Diego, California
TURNED PROFESSIONAL: 2015

PGA TOUR VICTORIES (4): 2017 TOUR Championship, The Greenbrier Classic. 2019 Sentry Tournament of Champions, WGC-HSBC Champions.

WORLD GOLF CHAMPIONSHIPS CAREER SUMMARY

Tournament	Position	Total Score	Total Score	Par	Money
Dell Technologies Match Play (3-2-1)					
2018 Dell Tech Match Play	T17				97,917
G1: beat Dylan Frittelli, 1 Up					
G2: beat Shubhankar Sharma, 3 and 1					
G3: lost to Sergio Garcia, 3 and 1					
2019 Dell Tech Match Play	T24				81,313
G1: beat Lee Westwood, 1 Up					
G2: tied Tyrrell Hatton, Halved					
G3: lost to Rafa Cabrera Bello, 1 Up					
					179,229
Mexico Championship					
2018 Mexico Championship	T18	65-68-70-74	277	-7	114,500
2019 Mexico Championship	T14	69-73-66-69	277	-7	128,000
					242,500
FedEx St. Jude Invitational					
2017 Bridgestone Invit'l	T13	70-69-69-68	276	-4	123,500
2018 Bridgestone Invit'l	68	69-73-72-78	292	+12	47,750
					171,250
HSBC Champions					
2018 HSBC Champions	T46	71-75-74-71	291	+3	57,500
2019 HSBC Champions	1	66-71-69-68	274	-14	1,700,000
					1,757,500
			TOTAL		\$2,350,479



ADAM SCOTT

Australia



HEIGHT: 6-0
WEIGHT: 180
BIRTHDATE: July 16, 1980
BIRTHPLACE: Adelaide, Australia
RESIDENCE: Crans sur Sierre, Switzerland
TURNED PROFESSIONAL: 2000

PGA TOUR VICTORIES (13): **2003** Deutsche Bank Champ. **2004** THE PLAYERS Championship, Booz Allen Classic. **2006** THE TOUR Championship. **2007** Shell Houston Open. **2008** EDS Byron Nelson Champ. **2010** Valero Texas Open. **2011** WGC-Bridgestone Invit'l. **2013** Masters Tournament, The Barclays. **2014** Crowne Plaza Invitational. **2016** The Honda Classic, WGC-Cadillac Championship.

INTERNATIONAL VICTORIES (13): **2001** Alfred Dunhill PGA Championship [SAF]. **2002** Qatar Masters [Eur], Gleneagles Scottish PGA Championship [Eur]. **2003** Scandic Carlsberg Scandinavian Masters [Eur]. **2005** Singapore Open [Asia], Johnnie Walker Classic [Eur]. **2006** Singapore Open [Asia]. **2008** Commercialbank Qatar Masters [Eur]. **2009** Australian Open [Aus]. **2010** Barclays Singapore Open [Asia]. **2012** Talisker Masters [Aus]. **2013** Australian PGA Championship [Aus], Talisker Masters [Aus].

OTHER VICTORIES (3): **2005** Nissan Open [unofficial, 36 holes]. **2013** PGA Grand Slam of Golf, ISPS Handa World Cup [with Jason Day].

WORLD GOLF CHAMPIONSHIPS CAREER SUMMARY

Tournament	Position	Total Score	Total Score	Par	Money
Dell Technologies Match Play (15-16-1)					
2002 Accenture Match Play	T17				55,000
R1: beat Bernhard Langer, 2 and 1					
R2: lost to Brad Faxon, 3 and 2					
2003 Accenture Match Play	3				480,000
R1: beat Bernhard Langer, 3 and 2					
R2: beat Rocco Mediate, 1 Up					
R3: beat Kevin Sutherland, 2 and 1					
QF: beat Jay Haas, 2 and 1					
SF: lost to Tiger Woods, 19 holes					
Consolation: beat Peter Lonard, 1 Up					
2004 Accenture Match Play	T9				115,000
R1: beat Miguel Angel Jiménez, 2 and 1					
R2: beat Robert Allenby, 23 holes					
R3: lost to Davis Love III, 4 and 3					
2005 Accenture Match Play	T5				240,000
R1: beat Trevor Immelman, 2 Up					
R2: beat David Howell, 2 and 1					
R3: beat Sergio Garcia, 4 and 3					
QF: lost to David Toms, 2 and 1					
2006 Accenture Match Play	T17				85,000
R1: beat Lucas Glover, 2 and 1					
R2: lost to Tom Lehman, 1 Up					
2007 Accenture Match Play	T33				40,000
R1: lost to Shaun Micheel, 21 holes					
2008 Accenture Match Play	T17				90,000
R1: beat Brendan Jones, 2 and 1					
R2: lost to Woody Austin, 19 holes					
2009 Accenture Match Play	T33				45,000
R1: lost to Sean O'Hair, 1 Up					
2010 Accenture Match Play	T17				95,000
R1: beat Angel Cabrera, 3 and 2					
R2: lost to Ian Poulter, 2 and 1					
2011 Accenture Match Play	T33				45,000
R1: lost to Ben Crane, 4 and 2					
2012 Accenture Match Play	T33				45,000
R1: lost to Robert Rock, 1 Up					
2013 Accenture Match Play	T33				46,000
R1: lost to Tim Clark, 2 and 1					
2015 Cadillac Match Play	T52				49,385
G1: lost to Francesco Molinari, 5 and 4					
G2: lost to Paul Casey, 1 Up					
G3: lost to Chris Kirk, 1 Up					
2016 Dell Match Play	T28				74,500
G1: tied Thomas Pieters, Halved					
G2: beat Chris Wood, 3 and 2					
G3: lost to Bill Haas, 1 Up					
					1,504,885

Mexico Championship

2002 American Express	T39	70-70-69-73	282	-6	37,250
2003 American Express	T40	70-73-75-74	292	+12	36,250
2004 American Express	T36	67-74-73-73	287	-1	48,000
2005 American Express	T29	68-70-69-74	281	+1	60,000
2006 American Express	T2	67-68-65-69	269	-15	610,000
2007 CA Championship	T61	76-71-72-80	299	+11	40,250
2008 CA Championship	T9	67-68-69-72	276	-12	147,500
2009 CA Championship	T66	71-76-72-71	290	+2	38,125
2010 CA Championship	T50	74-69-71-74	288	E	50,500
2011 Cadillac Championship	T6	68-70-68-71	277	-11	271,000
2012 Cadillac Championship	T13	66-68-74-71	279	-9	101,000
2013 Cadillac Championship	T3	72-70-68-64	274	-14	417,500
2014 Cadillac Championship	T25	75-73-72-73	293	+5	76,000
2015 Cadillac Championship	T4	70-68-75-71	284	-4	365,000
2016 Cadillac Championship	1	68-66-73-69	276	-12	1,620,000
2017 Mexico Championship	T45	73-76-68-68	285	+1	59,000
					3,977,375

FedEx St. Jude Invitational

2003 NEC Invitational	T64	72-70-69-80	291	+11	25,500
2004 NEC Invitational	T55	71-67-75-76	289	+9	36,000
2005 NEC Invitational	T36	70-76-67-73	286	+6	52,000
2006 Bridgestone Invit'l	T10	63-71-71-70	275	-5	120,000
2007 Bridgestone Invit'l	T36	75-76-70-68	289	+9	53,500
2008 Bridgestone Invit'l	T56	69-76-72-68	285	+5	40,000
2009 Bridgestone Invit'l	T51	78-67-71-70	286	+6	46,500
2010 Bridgestone Invit'l	T9	66-70-72-67	275	-5	125,833
2011 Bridgestone Invit'l	1	62-70-66-65	263	-17	1,400,000
2012 Bridgestone Invit'l	T45	71-70-71-73	285	+5	53,000
2013 Bridgestone Invit'l	T14	73-68-66-71	278	-2	102,667
2014 Bridgestone Invit'l	T8	69-68-65-71	273	-7	170,000
2015 Bridgestone Invit'l	T45	72-69-71-73	285	+5	55,000
2016 Bridgestone Invit'l	T10	71-68-73-68	280	E	167,750
2017 Bridgestone Invit'l	T13	68-71-69-68	276	-4	123,500
2018 Bridgestone Invit'l	T57	68-75-67-74	284	+4	52,750
					2,624,000

HSBC Champions

2010 HSBC Champions	T25	69-73-73-70	285	-3	60,200
2011 HSBC Champions	T11	69-65-69-73	276	-12	110,000
2012 HSBC Champions	8	65-68-71-67	271	-17	155,000
2015 HSBC Champions	T12	70-72-71-70	283	-5	108,000
2016 HSBC Champions	70	75-76-72-70	293	+5	42,000
2017 HSBC Champions	T14	69-80-64-66	279	-9	118,500
2018 HSBC Champions	T50	72-72-74-74	292	+4	51,875
2019 HSBC Champions	T18	69-73-72-73	287	-1	103,500
					749,075

TOTAL \$8,855,335



WEBB SIMPSON

United States



HEIGHT: 6-2
WEIGHT: 185
BIRTHDATE: August 08, 1985
BIRTHPLACE: Raleigh, North Carolina
RESIDENCE: Charlotte, North Carolina
TURNED PROFESSIONAL: 2008

PGA TOUR VICTORIES (5): 2011 Wyndham Championship, Deutsche Bank Champ. 2012 U.S. Open. 2014 Shriners Hospitals. 2018 THE PLAYERS Championship.

WORLD GOLF CHAMPIONSHIPS CAREER SUMMARY

Tournament	Position	Total Score	Total Score	Par	Money
Dell Technologies Match Play (8-10-2)					
2012 Accenture Match Play	T33				45,000
R1: lost to Matteo Manassero, 3 and 2					
2013 Accenture Match Play	T5				275,000
R1: beat David Lynn, 5 and 4					
R2: beat Peter Hanson, 1 Up					
R3: beat Gonzalo Fernandez-Castaño, 2 Up					
QF: lost to Hunter Mahan, 1 Up					
2014 Accenture Match Play	T9				148,000
R1: beat Thongchai Jaidee, 3 and 2					
R2: beat Brandt Snedeker, 4 and 3					
R3: lost to Louis Oosthuizen, 5 and 4					
2015 Cadillac Match Play	T17				85,824
G1: beat Ian Poulter, 3 and 2					
G2: beat Jimmy Walker, 19 holes					
G3: lost to Gary Woodland, 1 Up					
2017 Dell Tech Match Play	T58				49,500
G1: lost to Dustin Johnson, 5 and 3					
G2: lost to Jimmy Walker, 3 and 2					
G3: lost to Martin Kaymer, 3 and 2					

2018 Dell Tech Match Play	T29				77,429
G1: tied Gary Woodland, Halved					
G2: beat Pat Perez, 2 and 1					
G3: lost to Si Woo Kim, 1 Up					
2019 Dell Tech Match Play	T56				53,000
G1: lost to Thorbjørn Olesen, 2 and 1					
G2: tied Satoshi Kodaira, Halved					
G3: lost to Francesco Molinari, 2 and 1					
					733,752

Mexico Championship					
2012 Cadillac Championship	T35	75-66-66-77	284	-4	60,500
2013 Cadillac Championship	T20	72-67-71-72	282	-6	88,000
2014 Cadillac Championship	T47	80-78-70-70	298	+10	57,000
2015 Cadillac Championship	T7	74-69-70-73	286	-2	215,000
2018 Mexico Championship	T37	72-70-73-68	283	-1	73,000
2019 Mexico Championship	T39	73-72-68-71	284	E	70,500
					564,000

FedEx St. Jude Invitational					
2013 Bridgestone Invit'l	T14	64-75-73-66	278	-2	102,667
2014 Bridgestone Invit'l	T31	72-69-70-68	279	-1	69,500
2015 Bridgestone Invit'l	T25	68-70-72-70	280	E	74,667
2018 Bridgestone Invit'l	T24	69-65-71-72	277	-3	87,250
					334,083
TOTAL \$1,631,835					



CAMERON SMITH

Australia



HEIGHT: 5-11
WEIGHT: 172
BIRTHDATE: August 18, 1993
BIRTHPLACE: Brisbane, Australia
RESIDENCE: Jacksonville, Florida
TURNED PROFESSIONAL: 2013

PGA TOUR VICTORIES (1): 2017 Zurich Classic of New Orl.

INTERNATIONAL VICTORIES (4): 2017 Australian PGA Championship, Australian PGA Championship. 2018 Australian PGA Championship, Australian PGA Championship.

WORLD GOLF CHAMPIONSHIPS CAREER SUMMARY

Tournament	Position	Total Score	Total Score	Par	Money
Dell Technologies Match Play (3-4-1)					
2018 Dell Tech Match Play	T5				306,000
G1: beat Patrick Cantlay, 2 Up					
G2: beat Hideki Matsuyama, 1 Up					
G3: tied Yusaku Miyazato, Halved					
R4: beat Tyrrell Hatton, 2 and 1					
QF: lost to Alex Noren, 4 and 2					
2019 Dell Tech Match Play	T61				50,750
G1: lost to Charles Howell III, 2 and 1					
G2: lost to Abraham Ancer, 3 and 2					
G3: lost to Paul Casey, 4 and 3					
					356,750

Mexico Championship					
2019 Mexico Championship	T6	69-67-68-70	274	-10	261,667
					261,667

FedEx St. Jude Invitational					
2018 Bridgestone Invit'l	23	70-70-69-67	276	-4	92,250
					92,250

HSBC Champions					
2016 HSBC Champions	T64	71-73-70-75	289	+1	43,250
2019 HSBC Champions	T54	76-72-72-78	298	+10	50,313
					93,563
TOTAL \$804,229					



BRANDT SNEAKER

United States



HEIGHT: 6-1
WEIGHT: 185
BIRTHDATE: December 08, 1980
BIRTHPLACE: Nashville, Tennessee
RESIDENCE: Nashville, Tennessee
TURNED PROFESSIONAL: 2004

PGA TOUR VICTORIES (9): 2007 Wyndham Championship. 2011 The Heritage. 2012 Farmers Insurance Open, TOUR Championship. 2013 AT&T Pebble Beach, RBC Canadian Open. 2015 AT&T Pebble Beach. 2016 Farmers Insurance Open. 2018 Wyndham Championship.

KORN FERRY TOUR VICTORIES (2): 2006 Permian Basin Charity, Scholarship America.

INTERNATIONAL VICTORIES (1): 2016 Fiji International [Eur].

OTHER VICTORIES (2): 2009 Skills Challenge [with Boo Weekley]. 2015 Franklin Templeton Shootout [with Jason Dufner].

WORLD GOLF CHAMPIONSHIPS CAREER SUMMARY

Tournament	Position	Total Score	Total Score	Par	Money
Dell Technologies Match Play (8-9-2)					
2008 Accenture Match Play	T33				40,000
R1: lost to Lee Westwood, 3 and 2					
2012 Accenture Match Play	T9				140,000
R1: beat Retief Goosen, 21 holes					
R2: beat Kyle Stanley, 2 and 1					
R3: lost to Peter Hanson, 5 and 3					
2014 Accenture Match Play	T17				99,000
R1: beat David Lynn, 20 holes					
R2: lost to Webb Simpson, 4 and 3					
2015 Cadillac Match Play	T52				49,385
G1: lost to Billy Horschel, 5 and 4					
G2: lost to Rory McIlroy, 1 Up					
G3: lost to Jason Dufner, 1 Up					
2016 Dell Match Play	T9				152,000
G1: beat Charley Hoffman, 2 and 1					
G2: tied Danny Lee, Halved					
G3: beat Charl Schwartzel, 5 and 3					
R4: lost to Jason Day, 3 and 2					
2017 Dell Tech Match Play	T17				93,308
G1: lost to William McGirt, 1 Up					
G2: beat Andy Sullivan, 2 and 1					
G3: beat Branden Grace, 5 and 4					
2019 Dell Tech Match Play	T24				81,313
G1: tied Patrick Cantlay, Halved					
G2: beat Tiger Woods, 2 and 1					
G3: lost to Aaron Wise, 6 and 4					
					655,005

Mexico Championship

2008 CA Championship	T48	74-70-72-70	286	-2	47,000
2012 Cadillac Championship	T45	75-69-70-72	286	-2	52,000
2014 Cadillac Championship	46	73-73-75-76	297	+9	59,000
2015 Cadillac Championship	T17	74-73-70-72	289	+1	97,500
2016 Cadillac Championship	W/D	76	76	+4	0
2017 Mexico Championship	T7	75-68-66-65	274	-10	211,667
					467,167

FedEx St. Jude Invitational

2008 Bridgestone Invit'l	T43	68-76-69-69	282	+2	46,600
2011 Bridgestone Invit'l	T33	66-68-74-72	280	E	64,500
2012 Bridgestone Invit'l	T50	71-70-70-75	286	+6	49,000
2013 Bridgestone Invit'l	T33	72-70-71-70	283	+3	68,000
2014 Bridgestone Invit'l	T12	68-68-68-70	274	-6	115,000
2015 Bridgestone Invit'l	T33	70-70-72-70	282	+2	67,500
2016 Bridgestone Invit'l	T21	70-72-70-71	283	+3	91,000
					501,600

HSBC Champions

2012 HSBC Champions	T11	72-71-60-71	274	-14	98,000
2014 HSBC Champions	T55	73-74-70-70	287	-1	46,250
2015 HSBC Champions	T10	69-74-69-70	282	-6	135,500
2019 HSBC Champions	T30	75-76-68-72	291	+3	74,500
					354,250

TOTAL \$1,978,021



JORDAN SPIETH

United States 

HEIGHT: 6-1
WEIGHT: 175
BIRTHDATE: July 27, 1993
BIRTHPLACE: Dallas, Texas
RESIDENCE: Dallas, Texas
TURNED PROFESSIONAL: 2012

PGA TOUR VICTORIES (11): **2013** John Deere Classic. **2015** John Deere Classic, Masters Tournament, U.S. Open, TOUR Championship, Valspar Championship. **2016** DEAN & DELUCA Inv'tl, Hyundai T of C. **2017** Travelers Championship, The Open Championship, AT&T Pebble Beach.

INTERNATIONAL VICTORIES (2): **2014** Emirates Australian Open [Aus]. **2016** Australian Open [Aus].

OTHER VICTORIES (1): **2015** Hero World Challenge.

WORLD GOLF CHAMPIONSHIPS CAREER SUMMARY					
Tournament	Position	Total Score	Total Score	Par	Money
Dell Technologies Match Play (12-6-2)					
2014 Accenture Match Play	T5				280,000
R1: beat Pablo Larrazabal, 2 Up					
R2: beat Thomas Bjørn, 5 and 4					
R3: beat Matt Kuchar, 2 and 1					
QF: lost to Ernie Els, 4 and 2					
2015 Cadillac Match Play	T17				85,824
G1: beat Mikko Ilonen, 4 and 2					
G2: beat Matt Every, 4 and 3					
G3: lost to Lee Westwood, 1 Up					
2016 Dell Match Play	T9				152,000
G1: beat Jamie Donaldson, 3 and 2					
G2: beat Victor Dubuisson, 5 and 4					
G3: beat Justin Thomas, 3 and 2					
R4: lost to Louis Oosthuizen, 4 and 2					
2017 Dell Tech Match Play	T30				74,000
G1: lost to Hideto Tanihara, 4 and 2					
G2: beat Yuta Ikeda, 4 and 2					
G3: tied Ryan Moore, Halved					
2018 Dell Tech Match Play	T17				97,917
G1: beat Charl Schwartzel, 2 and 1					
G2: beat Haotong Li, 4 and 2					
G3: lost to Patrick Reed, 2 and 1					
2019 Dell Tech Match Play	T24				81,313
G1: tied Billy Horschel, Halved					
G2: beat Kevin Na, 3 and 2					
G3: lost to Bubba Watson, 1 Up					
					771,053

Mexico Championship					
2014 Cadillac Championship	T34	73-79-73-69	294	+6	68,500
2015 Cadillac Championship	T17	75-69-73-72	289	+1	97,500
2016 Cadillac Championship	T17	69-72-73-73	287	-1	102,167
2017 Mexico Championship	T12	71-72-63-71	277	-7	131,250
2018 Mexico Championship	T14	70-67-69-70	276	-8	126,500
2019 Mexico Championship	T54	75-69-75-69	288	+4	57,500
					583,417

FedEx St. Jude Invitational					
2014 Bridgestone Invit'l	49	71-70-73-71	285	+5	54,000
2015 Bridgestone Invit'l	T10	70-68-72-66	276	-4	149,500
2016 Bridgestone Invit'l	T3	68-71-71-67	277	-3	449,250
2017 Bridgestone Invit'l	T13	67-70-71-68	276	-4	123,500
2018 Bridgestone Invit'l	T60	71-72-68-74	285	+5	51,500
					827,750

HSBC Champions					
2014 HSBC Champions	17	68-71-70-69	278	-10	90,000
2015 HSBC Champions	T35	70-74-72-74	290	+2	61,500
2016 HSBC Champions	T7	68-72-63-70	273	-15	173,750
					325,250
					TOTAL \$2,507,469



HENRIK STENSON

Sweden



HEIGHT: 6-2
WEIGHT: 190
BIRTHDATE: April 05, 1976
BIRTHPLACE: Gothenburg, Sweden
RESIDENCE: Orlando, Florida
TURNED PROFESSIONAL: 1999

PGA TOUR VICTORIES (6): 2007 WGC-Accenture Match Play. 2009 THE PLAYERS Championship. 2013 TOUR Championship, Deutsche Bank Champ. 2016 The Open Championship. 2017 Wyndham Championship.

INTERNATIONAL VICTORIES (13): 2000 Gula Sidoma Grand Prix [EurChall], 2nd Cuba Challenge Tour Grand Final [EurChall], DEXIA-BIL Luxembourg Open [EurChall]. 2001 Benson and Hedges International Open [Eur]. 2004 The Heritage at Woburn [Eur]. 2006 Commercialbank Qatar Masters [Eur], BMW International Open [Eur]. 2007 Dubai Desert Classic [Eur]. 2008 Nedbank Challenge [SAf]. 2012 South African Open [Eur]. 2013 DP World Tour Championship [Eur]. 2014 DP World Tour Championship [Eur]. 2016 BMW International Open [Eur].

OTHER VICTORIES (1): 2008 OMEGA Mission Hills World Cup [with Robert Karlsson].

WORLD GOLF CHAMPIONSHIPS CAREER SUMMARY

Tournament	Position	Total Score	Total Score	Par	Money
Dell Technologies Match Play (17-10-0)					
2006 Accenture Match Play	T17				85,000
R1: beat Paul Casey, 1 Up					
R2: lost to Chad Campbell, 1 Up					
2007 Accenture Match Play	1				1,350,000
R1: beat Zach Johnson, 1 Up					
R2: beat K.J. Choi, 2 Up					
R3: beat Aaron Baddeley, 4 and 3					
QF: beat Nick O'Hern, 1 Up					
SF: beat Trevor Immelman, 3 and 2					
Consolation: beat Geoff Ogilvy, 2 and 1					
2008 Accenture Match Play	3				575,000
R1: beat Robert Allenby, 1 Up					
R2: beat Trevor Immelman, 25 holes					
R3: beat Jonathan Byrd, 1 Up					
QF: beat Woody Austin, 2 Up					
SF: lost to Tiger Woods, 1 Up					
Consolation: beat Justin Leonard, 3 and 2					
2009 Accenture Match Play	T33				45,000
R1: lost to Davis Love III, 21 holes					
2010 Accenture Match Play	T33				45,000
R1: lost to Ben Crane,					
2011 Accenture Match Play	T33				45,000
R1: lost to Lee Westwood, 3 and 2					
2013 Accenture Match Play	T33				46,000
R1: lost to Steve Stricker, 5 and 4					
2014 Accenture Match Play	T17				99,000
R1: beat Kiradech Aphibarnrat, 2 and 1					
R2: lost to Louis Oosthuizen, 4 and 3					
2015 Cadillac Match Play	T34				63,500
G1: lost to John Senden, 19 holes					
G2: beat Brendon Todd, 3 and 2					
G3: lost to Bill Haas, 3 and 1					
2019 Dell Tech Match Play	T9				167,000

G1: beat Phil Mickelson, 2 and 1
 G2: beat Jason Day, 4 and 3
 G3: beat Jim Furyk, 5 and 4
 R4: lost to Lucas Bjerregaard, 3 and 2

2,520,500

Mexico Championship

2005 American Express	T3	70-67-67-68	272	-8	353,667
2006 American Express	T13	68-67-68-73	276	-8	98,375
2007 CA Championship	T19	67-73-72-75	287	-1	80,000
2008 CA Championship	T57	72-72-76-68	288	E	42,250
2009 CA Championship	T77	69-73-73-83	298	+10	35,625
2010 CA Championship	T37	71-72-71-72	286	-2	62,500
2014 Cadillac Championship	T16	73-76-74-69	292	+4	90,667
2015 Cadillac Championship	T4	69-71-72-72	284	-4	365,000
2016 Cadillac Championship	T28	71-71-76-72	290	+2	79,429
2019 Mexico Championship	T54	72-73-71-72	288	+4	57,500
					1,265,012

FedEx St. Jude Invitational

2005 NEC Invitational	T13	66-71-72-70	279	-1	94,400
2006 Bridgestone Invit'l	T31	75-73-67-68	283	+3	56,000
2007 Bridgestone Invit'l	T41	72-74-72-73	291	+11	48,000
2008 Bridgestone Invit'l	T16	73-70-68-67	278	-2	82,625
2009 Bridgestone Invit'l	T29	69-72-70-70	281	+1	67,000
2010 Bridgestone Invit'l	80	79-75-71-75	300	+20	35,500
2013 Bridgestone Invit'l	T2	65-70-67-70	272	-8	692,500
2014 Bridgestone Invit'l	T19	71-66-68-71	276	-4	89,000
2015 Bridgestone Invit'l	T6	68-69-68-70	275	-5	219,000
2017 Bridgestone Invit'l	T17	72-70-68-67	277	-3	95,500
2018 Bridgestone Invit'l	T39	70-69-69-73	281	+1	66,250
					1,545,775

HSBC Champions

2010 HSBC Champions	T13	67-74-72-69	282	-6	90,000
2014 HSBC Champions	T31	74-76-67-65	282	-6	68,000
2015 HSBC Champions	T24	70-71-81-65	287	-1	73,500
2016 HSBC Champions	T11	69-72-66-67	274	-14	106,167
2017 HSBC Champions	T2	69-71-67-65	272	-16	787,000
2018 HSBC Champions	T2	68-69-69-70	276	-12	679,667
					1,849,333

TOTAL \$7,180,620



JUSTIN THOMAS

United States



HEIGHT: 5-10
WEIGHT: 160
BIRTHDATE: April 29, 1993
BIRTHPLACE: Louisville, Kentucky
RESIDENCE: Jupiter, Florida
TURNED PROFESSIONAL: 2013

PGA TOUR VICTORIES (9): 2016 CIMB Classic, 2017 CIMB Classic, Sony Open in Hawaii, SBS Tournament of Champ, PGA Championship, Dell Technologies Champ. **2018** THE CJ CUP @ NINE BRIDGES, The Honda Classic, WGC-Bridgestone Invit'l.

KORN FERRY TOUR VICTORIES (1): 2014 Nationwide Children's.

WORLD GOLF CHAMPIONSHIPS CAREER SUMMARY					
Tournament	Position	Total Score	Total Score	Par	Money
Dell Technologies Match Play (7-8-1)					
2016 Dell Match Play	T61				47,750
G1: lost to Victor Dubuisson, 3 and 2					
G2: lost to Jamie Donaldson, 1 Up					
G3: lost to Jordan Spieth, 3 and 2					
2017 Dell Tech Match Play	T39				63,500
G1: beat Chris Wood, 2 and 1					
G2: lost to Kevin Na, 4 and 2					
G3: lost to Matthew Fitzpatrick, 2 and 1					
2018 Dell Tech Match Play	4				559,000
G1: beat Luke List, 2 Up					
G2: beat Patton Kizzire, 3 and 1					
G3: beat Francesco Molinari, 7 and 5					
R4: beat Si Woo Kim, 6 and 5					
QF: beat Kyle Stanley, 2 and 1					
SF: lost to Bubba Watson, 3 and 2					
Consolation: lost to Alex Noren, 5 and 3					
2019 Dell Tech Match Play	T24				81,313
G1: lost to Lucas Bjerregaard, 3 and 2					
G2: beat Matt Wallace, 3 and 1					
G3: tied Keegan Bradley, Halved					
					751,563

Mexico Championship					
2016 Cadillac Championship	T35	75-66-78-73	292	+4	72,500
2017 Mexico Championship	T5	69-66-66-72	273	-11	312,500
2018 Mexico Championship	2	72-70-62-64	268	-16	1,072,000
2019 Mexico Championship	9	66-73-74-62	275	-9	201,000
					1,658,000

FedEx St. Jude Invitational					
2016 Bridgestone Invit'l	T33	70-69-70-76	285	+5	76,000
2017 Bridgestone Invit'l	T28	73-70-69-67	279	-1	73,563
2018 Bridgestone Invit'l	1	65-64-67-69	265	-15	1,700,000
					1,849,563

HSBC Champions					
2016 HSBC Champions	T27	72-69-70-68	279	-9	72,000
2017 HSBC Champions	T23	71-70-72-71	284	-4	80,167
					152,167
					TOTAL \$4,411,292



KEVIN TWAY

United States



HEIGHT: 6-3
WEIGHT: 185
BIRTHDATE: July 23, 1988
BIRTHPLACE: Edmond, Oklahoma
RESIDENCE: Jupiter, Florida
TURNED PROFESSIONAL: 2011

PGA TOUR VICTORIES (1): 2019 Safeway Open.

KORN FERRY TOUR VICTORIES (1): 2013 Albertsons Boise Open.

WORLD GOLF CHAMPIONSHIPS CAREER SUMMARY					
Tournament	Position	Total Score	Total Score	Par	Money
No previous World Golf Championships competition.					



MATT WALLACE

England



HEIGHT: 6-1
WEIGHT: 187
BIRTHDATE: April 12, 1990
BIRTHPLACE: Hillingdon, England
RESIDENCE: London, England
TURNED PROFESSIONAL: 2012

BEST PGA TOUR CAREER FINISH: 3-2019 PGA Championship.

INTERNATIONAL VICTORIES (4): 2017 Open de Portugal [Eur]. 2018 Hero Indian Open [Eur], BMW International Open [Eur], Made In Denmark [Eur].

WORLD GOLF CHAMPIONSHIPS CAREER SUMMARY

Tournament	Position	Total Score	Total Score	Par	Money
Dell Technologies Match Play (1-2-0)					
2019 Dell Tech Match Play	T40				62,500
G1: beat Keegan Bradley, 1 Up					
G2: lost to Justin Thomas, 3 and 1					
G3: lost to Lucas Bjerregaard, 1 Up					
					62,500
Mexico Championship					
2019 Mexico Championship	T33	74-71-70-67	282	-2	78,000
					78,000
HSBC Champions					
2019 HSBC Champions	T50	69-75-74-79	297	+9	55,000
					55,000
TOTAL					\$195,500



BUBBA WATSON

United States



HEIGHT: 6-3
WEIGHT: 180
BIRTHDATE: November 05, 1978
BIRTHPLACE: Bagdad, Florida
RESIDENCE: Orlando, Florida
TURNED PROFESSIONAL: 2002

PGA TOUR VICTORIES (12): **2010** Travelers Championship. **2011** Farmers Insurance Open, Zurich Classic of New Or. **2012** Masters Tournament. **2014** Northern Trust Open, Masters Tournament. **2015** Travelers Championship, WGC-HSBC Champions. **2016** Northern Trust Open. **2018** Genesis Open, Travelers Championship, WGC-Dell Tech Match Play.

OTHER VICTORIES (2): **2008** CVS/Caremark Charity Classic [with Camilo Villegas]. **2015** Hero World Challenge.

WORLD GOLF CHAMPIONSHIPS CAREER SUMMARY

Tournament	Position	Total Score	Total Score	Par	Money
Dell Technologies Match Play (21-10-3)					
2011 Accenture Match Play	4				490,000
R1: beat Bill Haas, 3 and 2					
R2: beat Mark Wilson, 6 and 5					
R3: beat Geoff Ogilvy, 6 and 4					
QF: beat J.B. Holmes, 19 holes					
SF: lost to Martin Kaymer, 1 Up					
Consolation: lost to Matt Kuchar, 2 and 1					
2012 Accenture Match Play	T17				95,000
R1: beat Ben Crane, 3 and 2					
R2: lost to Matt Kuchar, 3 and 2					
2013 Accenture Match Play	T9				144,000
R1: beat Chris Wood, 2 and 1					
R2: beat Jim Furyk, 22 holes					
R3: lost to Jason Day, 4 and 3					
2014 Accenture Match Play	T9				148,000
R1: beat Mikko Ilonen, 2 and 1					
R2: beat Jonas Blixt, 2 Up					
R3: lost to Victor Dubuisson, 1 Up					
2015 Cadillac Match Play	T17				85,824
G1: beat Miguel Angel Jiménez, 5 and 4					
G2: beat Keegan Bradley, 4 and 2					
G3: lost to Louis Oosthuizen, 19 holes					
2016 Dell Match Play	T28				74,500
G1: tied Patton Kizzire, Halved					
G2: beat Emiliano Grillo, 2 Up					
G3: lost to J.B. Holmes, 1 Up					
2017 Dell Tech Match Play	T9				158,000
G1: beat Jhonattan Vegas, 1 Up					
G2: beat Scott Piercy, 4 and 3					
G3: tied Thomas Pieters, Halved					
R4: lost to Ross Fisher, 4 and 3					
2018 Dell Tech Match Play	1				1,700,000
G1: beat Branden Grace, 5 and 3					
G2: beat Marc Leishman, 3 and 2					
G3: tied Julian Suri, Halved					
R4: beat Brian Harman, 2 and 1					
QF: beat Kiradech Aphibarnrat, 5 and 3					
SF: beat Justin Thomas, 3 and 2					
Consolation: beat Kevin Kisner, 7 and 6					
2019 Dell Tech Match Play	T40				62,500
G1: lost to Kevin Na, 1 Up					
G2: lost to Billy Horschel, 2 and 1					
G3: beat Jordan Spieth, 1 Up					
					2,957,824

Mexico Championship

2009 CA Championship	72	72-71-74-75	292	+4	37,000
2012 Cadillac Championship	2	70-62-67-74	273	-15	845,000
2013 Cadillac Championship	T18	66-69-71-75	281	-7	93,000
2014 Cadillac Championship	T2	73-72-72-68	285	-3	753,000
2015 Cadillac Championship	3	71-69-70-71	281	-7	540,000
2016 Cadillac Championship	2	69-69-71-68	277	-11	1,018,000
2017 Mexico Championship	T38	73-72-68-71	284	E	64,000
2018 Mexico Championship	T9	69-66-72-67	274	-10	182,000
2019 Mexico Championship	T27	70-75-66-70	281	-3	85,000
					3,617,000

FedEx St. Jude Invitational

2010 Bridgestone Invit'l	T22	64-71-70-74	279	-1	72,000
2011 Bridgestone Invit'l	T21	69-70-68-70	277	-3	81,250
2012 Bridgestone Invit'l	T19	66-73-72-67	278	-2	82,000
2013 Bridgestone Invit'l	T27	67-69-72-74	282	+2	73,500
2014 Bridgestone Invit'l	T37	69-70-73-68	280	E	64,500
2015 Bridgestone Invit'l	2	70-66-69-66	271	-9	930,000
2016 Bridgestone Invit'l	T14	72-69-70-70	281	+1	129,000
2017 Bridgestone Invit'l	T17	67-74-66-70	277	-3	95,500
2018 Bridgestone Invit'l	T31	71-69-67-73	280	E	74,750
					1,602,500

HSBC Champions

2012 HSBC Champions	33	66-72-69-75	282	-6	54,000
2014 HSBC Champions	T8	68-69-69-68	274	-14	161,667
2015 HSBC Champions	1	71-67-69-70	277	-11	1,400,000
2016 HSBC Champions	T35	68-73-68-72	281	-7	63,000
2017 HSBC Champions	T54	71-73-76-73	293	+5	49,250
					1,727,917
					TOTAL \$9,905,240



DANNY WILLETT

England



HEIGHT: 5-11
WEIGHT: 170
BIRTHDATE: October 03, 1987
BIRTHPLACE: Sheffield, England
RESIDENCE: Sheffield, England
TURNED PROFESSIONAL: 2008

PGA TOUR VICTORIES (1): 2016 Masters Tournament.

INTERNATIONAL VICTORIES (5): 2012 BMW International Open [Eur]. 2015 Nedbank Golf Challenge [Eur], Omega European Masters [Eur]. 2016 Omega Dubai Desert Classic [Eur]. 2018 DP World Tour Championship.

WORLD GOLF CHAMPIONSHIPS CAREER SUMMARY					
Tournament	Position	Total Score	Total Score	Par	Money
Dell Technologies Match Play (8-4-1)					
2015 Cadillac Match Play	3				646,000
G1: beat Ryan Moore, 3 and 2					
G2: beat Patrick Reed, 2 and 1					
G3: beat Andy Sullivan, 1 Up					
R4: beat Lee Westwood, 3 and 2					
QF: beat Tommy Fleetwood, 4 and 3					
SF: lost to Gary Woodland, 3 and 2					
Consolation: beat Jim Furyk, 3 and 2					
2016 Dell Match Play	T28				74,500
G1: tied Jaco Van Zyl, Halved					
G2: lost to Billy Horschel, 3 and 2					
G3: beat Brooks Koepka, 4 and 3					
2017 Dell Tech Match Play	T39				63,500
G1: lost to K.T. Kim, 4 and 2					
G2: lost to Bill Haas, 6 and 5					
G3: beat Russell Knox, 4 and 2					
					784,000

Mexico Championship

2015 Cadillac Championship	T12	73-76-71-68	288	E	123,000
2016 Cadillac Championship	T3	68-69-72-69	278	-10	483,000
2017 Mexico Championship	69	76-72-72-75	295	+11	45,250
2019 Mexico Championship	T27	71-69-70-71	281	-3	85,000
					736,250

FedEx St. Jude Invitational

2012 Bridgestone Invit'l	T50	72-74-73-67	286	+6	49,000
2015 Bridgestone Invit'l	T17	70-71-69-69	279	-1	88,500
2017 Bridgestone Invit'l	76	76-74-74-77	301	+21	43,500
					181,000

HSBC Champions

2010 HSBC Champions	T67	77-69-75-77	298	+10	30,250
2012 HSBC Champions	T62	74-73-71-73	291	+3	32,500
2016 HSBC Champions	T3	65-74-70-62	271	-17	422,500
2017 HSBC Champions	75	74-78-75-75	302	+14	42,750
					528,000

TOTAL \$2,229,250



MATTHEW WOLFF

United States



HEIGHT: 6-0
WEIGHT: 175
BIRTHDATE: April 14, 1999
BIRTHPLACE: Agoura Hills, California
RESIDENCE: Jupiter, Florida
TURNED PROFESSIONAL: 2019

PGA TOUR VICTORIES (1): 2019 3M Open.

WORLD GOLF CHAMPIONSHIPS CAREER SUMMARY					
Tournament	Position	Total Score	Total Score	Par	Money
No previous World Golf Championships competition.					



GARY WOODLAND

United States



HEIGHT: 6-1
WEIGHT: 195
BIRTHDATE: May 21, 1984
BIRTHPLACE: Topeka, Kansas
RESIDENCE: Delray Beach, Florida
TURNED PROFESSIONAL: 2007

PGA TOUR VICTORIES (4): 2011 Transitions Championship. 2013 Reno-Tahoe Open. 2018 Waste Management Phoenix. 2019 U.S. Open.

OTHER VICTORIES (1): 2011 OMEGA Mission Hills World Cup [with Matt Kuchar].

WORLD GOLF CHAMPIONSHIPS CAREER SUMMARY

Tournament	Position	Total Score	Total Score	Par	Money
Dell Technologies Match Play (10-7-1)					
2012 Accenture Match Play	T33				45,000
R1: lost to Charl Schwartzel, 4 and 2					
2014 Accenture Match Play	T33				48,000
R1: lost to Graeme McDowell, 19 holes					
2015 Cadillac Match Play	2				930,000
G1: beat Jimmy Walker, 19 holes					
G2: beat Ian Poulter, 3 and 2					
G3: beat Webb Simpson, 1 Up					
R4: beat Marc Leishman, 2 and 1					
QF: beat John Senden, 5 and 3					
SF: beat Danny Willett, 3 and 2					
Consolation: lost to Rory McIlroy, 4 and 2					
2017 Dell Tech Match Play	39				63,500
G1: beat Emiliano Grillo, 3 and 2					
G2: lost to Rory McIlroy,					
G3: lost to Søren Kjeldsen,					
2018 Dell Tech Match Play	T29				77,429
G1: tied Webb Simpson, Halved					
G2: lost to Si Woo Kim, 5 and 3					
G3: beat Pat Perez, 1 Up					
2019 Dell Tech Match Play	T17				108,429
G1: beat Eddie Pepperell, 2 and 1					
G2: beat Emiliano Grillo, 1 Up					
G3: lost to Justin Rose, 1 Up					
					1,272,357

Mexico Championship

2012 Cadillac Championship	T29	71-70-70-72	283	-5	67,500
2014 Cadillac Championship	T16	72-78-71-71	292	+4	90,667
2015 Cadillac Championship	T23	70-74-76-70	290	+2	83,000
2017 Mexico Championship	T38	73-67-74-70	284	E	64,000
2018 Mexico Championship	T50	74-71-73-68	286	+2	63,500
2019 Mexico Championship	T17	71-71-67-69	278	-6	115,500
					484,167

FedEx St. Jude Invitational

2011 Bridgestone Invit'l	T45	70-66-73-73	282	+2	53,000
2014 Bridgestone Invit'l	T19	70-68-68-70	276	-4	89,000
2015 Bridgestone Invit'l	T57	75-69-72-73	289	+9	45,750
2017 Bridgestone Invit'l	T63	74-77-70-67	288	+8	46,500
2018 Bridgestone Invit'l	T17	67-71-69-68	275	-5	104,250
					338,500

HSBC Champions

2015 HSBC Champions	T56	73-75-74-73	295	+7	45,250
2016 HSBC Champions	T23	69-71-73-65	278	-10	75,750
2017 HSBC Champions	T47	71-74-73-72	290	+2	55,000
					176,000
					TOTAL \$2,271,024

Notes

Horizontal lines for taking notes.

World Golf Championships

2014 WGC-FedEx St. Jude Invitational champion, Rory McIlroy is seeking his third career World Golf Championships title.



2019 Dell Technologies Match Play Facts

EVENT:

World Golf Championships-Dell Technologies Match Play
(Dell Technologies Match Play on second reference)

The Dell Technologies Match Play is one of four World Golf Championships sanctioned and organized by the operational committee of the International Federation of PGA Tours, which includes the Asian Tour, European Tour, Japan Golf Tour, PGA TOUR, PGA Tour of Australasia and Sunshine Tour. The other World Golf Championships include the Mexico Championship (Mexico City, Mexico), FedEx St. Jude Invitational (Tennessee, USA) and HSBC Champions (China).

DATE:

March 27-31, 2019

SITE:

Austin Country Club, Austin, Texas

PAR/YARDAGE:

Par: 35-36—71/7,108 yards

ARCHITECT/OPENED:

Pete Dye/1984

2019 CHAMPION:

Kevin Kisner defeated Matt Kuchar, 1-0

FORMAT:

Match play (hole-by-hole competition).

The 64-player Dell Technologies Match Play field will be divided into 16 four-player groups. Each group will play round-robin matches within their group on Wednesday, Thursday and Friday (March 27, 28 and 29). The player with the best record in each of the four player groups advances to the Round of 16 for single-elimination match play (in the event of a two-way tie in a group, head-to-head match results will be used as the tiebreaker; a three-way tie will require a sudden-death stroke play hole by hole playoff).

Group Play (Round Robin Matches - 18 hole matches played to either a conclusion or a halve (matches will not be extended beyond 18 holes)

Wednesday, Round 1 - 32 matches (64 players)

Thursday, Round 2 - 32 matches (64 players)

Friday, Round 3 - 32 matches (64 players)

Players in the field assigned a seed number for the competition determined by their position on the Official World Rankings, as of Monday the week of the tournament (March 25, 2019 - after the Valspar). The highest ranked player in the field Seed #1, and the lowest ranked player in the field Seed #64.

Players are then placed into four pools of 16 players.

1-16 / Pool A

17-32 / Pool B

33-48 / Pool C

49-64 / Pool D



The top 16 players will be the top player in each of the 16 groups. So the No. 1 seed is the top player in Group 1, No. 2 seed is the top player in Group 2 and so on.

The remaining players in each group will be picked randomly live on the Golf Channel as part of the Dell Technologies Match Play Draw Show on Monday, March 25.

During group play (Rounds 1, 2 and 3) players play 18 hole matches against each of the other players in their group. Matches played to either a conclusion or a halve. Matches all square after 18 holes are not extended. Points awarded to players based on results of each match as follows: Winner - 1 point, Loser - 0 point, Halved - each player 1/2 point.

The player in each group with the highest point total at the end of group play advances to the 16-player, single-elimination matches. In the event two or more players in a group are equal with the highest point totals, a stroke play hole-by-hole playoff will determine the player who advances to the 16 player, single-elimination matches.

Group play hole-by-hole playoffs will be conducted after the matches in a group are complete and after all of the group play matches have started their third round match. Group play hole-by-hole playoffs will start on the first hole and play holes 1 through 18 in sequence repeated if necessary, until the player is determined who will advance to the elimination play matches.

Single-elimination matches - 18 hole matches played to a conclusion. No halved matches. Matches all square after 18 holes will be extended until a winner is determined.

Round-4, Saturday morning - Eight matches (16 players) - winners advance to Round 5 (quarter-final) matches. Matches all square after 18 holes in Round 4 extended on holes 10 through 18 and repeated if necessary.

Round 5, Saturday afternoon - Four quarter-final matches (eight players) - winners advance to Round 6 (semi-final) matches. Matches all square after 18 holes in Round 5 are extended on holes 12 through 18 and repeated if necessary.

Round 6, Sunday morning - Two semi-final matches (four players) - winners advance to the championship match, losers advance to match for third place. Matches all square after 18 holes in Round 6 are extended to holes 12 through 18 and repeated if necessary.

Round 7, Sunday afternoon - One match for third place (two players) and championship match (two players). Matches all square after 18 holes in Round 7 are extended on holes 12 through 18 and repeated if necessary.

For more details on group format, visit www.worldgolfchampionships.com.

2019 Dell Technologies Match Play Facts

PURSE:

\$10.25 million (US); \$1.745 million to the winner
Prize money earned will be considered official on each player's home Tour.

FIELD:

The Dell Technologies Match Play boasts one of the strongest international fields of the year in all of golf. The world-class field is made-up of the following:

- The top 64 available players from the Official World Golf

Ranking, as of the Monday one week prior to the week of the tournament (March 18, 2019)

- These 64 players are then seeded by their ranking based on their position in the Official World Golf Ranking the following Monday, March 25, 2019.

TV LISTINGS:

The Dell Technologies Match Play is broadcast to 226 countries and territories in 23 languages.

Domestic TV Schedule (All times ET):

Wednesday, Thursday and Friday, March 27-29	1-7 p.m.	GOLF Channel
Saturday, March 29	9 a.m. -1p.m. 1-5 p.m.	GOLF Channel NBC
Sunday, March 31	9 a.m. -1p.m. 2-6 p.m.	GOLF Channel NBC

TROPHY:

Walter Hagen Cup

WEBSITE:

www.worldgolfchampionships.com

TICKETS:

A limited number of tickets remain available and can be purchased at www.delltechnologiesmatchplay.com or by calling 844-868-7465. Tickets available include daily and weekly grounds badges that grant access to the Austin Country Club grounds and all public venues, fan activations and bleachers. Additionally, ULTRA Club badges are available. Located on the 12th fairway, The ULTRA Club offers an upgraded venue to sit, mingle and enjoy a choice of food and beverages for purchase. Several large-screen televisions keep guests in all the action with the open-seating, relaxed sports bar setting.

CHARITY:

The Dell Technologies Match Play is entering its fourth year in Austin. The Dell Technologies Match Play generated \$1.1 million to local charities in its third year in Austin with five local charities: Austin Parks Foundation, Boys & Girls Clubs of the Austin Area, The First Tee of Greater Austin, Helping Hand Home for Children and Keep Austin Beautiful as the designated local charity beneficiaries from the tournament's overall contributions. In total, Dell Technologies Match Play has generated more than \$18 million for charity since its inception, including prior title sponsors. The World Golf Championships as a whole have generated more than \$60 million for global charities since 1999. For more information, visit www.worldgolfchampionships.com.

ABOUT DELL TECHNOLOGIES:

Dell Technologies is a unique family of businesses that provides the essential infrastructure for organizations to build their digital future, transform IT and protect their most important asset, information. The company services customers of all sizes across 180 countries – ranging from 90 percent of the Fortune 500 to individual consumers – with the industry's most comprehensive and innovative portfolio from the edge to the core to the cloud.

UMBRELLA SPONSORS:

Grupo Salinas, Dell Technologies, FedEx, HSBC

SOCIAL:

Twitter	@DellMatchPlay
Instagram	@DellMatchPlay
Facebook	www.facebook.com/dellmatchplay

CHAMPIONSHIP OFFICE:

3600 Capital of Texas Highway
Suite 230
Austin, TX 78746
512-949-5885

EXECUTIVE DIRECTOR:

Jordan Uppleger

OPERATIONS MANAGER:

Geoff Hill

TOURNAMENT SERVICES SENIOR MANAGER:

Callie Gibson

TOURNAMENT SALES MANAGER:

Kris Devlin

TOURNAMENT COORDINATOR:

Rosalyn Barnett

MEDIA CONTACTS:

Nick Parker, Communications Manager, PGA TOUR
904-806-4582, nickparker@pgatourhq.com

Chris Reimer, Communications Senior Director, PGA TOUR
904-273-3286, chrisreimer@pgatourhq.com

2019 Dell Technologies Match Play

Group	3/27/2019 Wednesday Round 1	3/28/2019 Thursday Round 2	3/29/2019 Friday Round 3	3/30/2019 Saturday Round 4	3/30/2019 Saturday Round 5 Quarter Finals	3/31/2019 Sunday Round 6 Semi Finals	3/31/2019 Sunday Round 7 Championship
1	Match 31 02:50 pm 1 Dustin Johnson, USA 55 Chez Reavie, USA 4 and 3	Match 55 01:22 pm 1 Dustin Johnson, USA 40 Branden Grace, RSA 1 Up	Match 79 12:05 pm 1 Dustin Johnson, USA 24 Hideki Matsuyama, JPN 3 and 2	Match 80 12:16 pm 40 Branden Grace, RSA 55 Chez Reavie, USA 2 and 1	Match 100 08:52 am 26 Sergio Garcia, ESP 1 Up	Match 106 01:35 pm 23 Matt Kuchar, USA 2 Up	Champion Kevin Kisner, USA 3 and 2 \$1,745,000
16	Match 29 02:28 pm 16 Patrick Reed, USA 51 Andrew Putnam, USA 3 and 2	Match 53 01:00 pm 16 Patrick Reed, USA 46 Shane Lowry, IRL Halved	Match 77 11:43 am 16 Patrick Reed, USA 26 Sergio Garcia, ESP 2 and 1	Match 78 11:54 am 46 Shane Lowry, IRL 51 Andrew Putnam, USA 3 and 2	Match 109 09:20 am 23 Matt Kuchar, USA 1 Up	Match 112 02:25 pm 23 Matt Kuchar, USA 1 Up	Second Place Matt Kuchar, USA \$1,095,000
8	Match 27 02:06 pm 8 Jon Rahm, ESP 54 Si Woo Kim, KOR 7 and 5	Match 51 12:38 pm 8 Jon Rahm, ESP 49 J.B. Holmes, USA 2 and 1	Match 75 11:21 am 8 Jon Rahm, ESP 23 Matt Kuchar, USA Halved	Match 76 11:32 am 49 J.B. Holmes, USA 54 Si Woo Kim, KOR 6 and 4	Match 99 08:41 am 23 Matt Kuchar, USA 4 and 3	Match 105 01:10 pm 23 Matt Kuchar, USA 1 Up	Third Place Francesco Molinari, ITA 4 and 2 \$712,000
9	Match 25 01:44 pm 9 Xander Schauffele, USA 62 Lee Westwood, ENG 1 Up	Match 49 12:16 pm 9 Xander Schauffele, USA 35 Tyrrell Hatton, ENG Halved	Match 73 10:59 am 9 Xander Schauffele, USA 29 Rafa Cabrera Bello, ESP 1 Up	Match 74 11:10 am 35 Tyrrell Hatton, ENG 62 Lee Westwood, ENG 3 and 1	Match 108 08:30 am 35 Tyrrell Hatton, ENG 4 and 3	Match 109 09:20 am 23 Matt Kuchar, USA 1 Up	Fourth Place Lucas Bjerregaard, DEN \$574,000
4	Match 23 01:22 pm 4 Rory McIlroy, NIR 64 Luke List, USA 5 and 4	Match 47 11:54 am 4 Rory McIlroy, NIR 47 Justin Harding, RSA 3 and 2	Match 71 10:37 am 4 Rory McIlroy, NIR 32 Matthew Fitzpatrick, ENG 4 and 2	Match 72 10:48 am 47 Justin Harding, RSA 64 Luke List, USA 2 Up	Match 98 08:30 am 13 Tiger Woods, USA 2 and 1	Match 110 09:05 am 50 Lucas Bjerregaard, DEN 1 Up	Championship Match
13	Match 21 01:00 pm 13 Tiger Woods, USA 61 Aaron Wise, USA 3 and 1	Match 45 11:32 am 13 Tiger Woods, USA 44 Brandt Snedeker, USA 2 and 1	Match 69 10:15 am 13 Tiger Woods, USA 18 Patrick Cantlay, USA 4 and 2	Match 70 10:26 am 44 Brandt Snedeker, USA 61 Aaron Wise, USA 6 and 4	Match 105 01:10 pm 50 Lucas Bjerregaard, DEN 3 and 2	Match 111 02:05 pm 50 Lucas Bjerregaard, DEN 3 and 2	Match for Third Place
5	Match 19 12:38 pm 5 Justin Thomas, USA 50 Lucas Bjerregaard, DEN 3 and 2	Match 43 11:10 am 5 Justin Thomas, USA 33 Matt Wallace, ENG 3 and 1	Match 67 09:53 am 5 Justin Thomas, USA 31 Keegan Bradley, USA Halved	Match 68 10:04 am 33 Matt Wallace, ENG 50 Lucas Bjerregaard, DEN 1 Up	Match 97 08:19 am 50 Lucas Bjerregaard, DEN 3 and 2	Match 111 02:05 pm 50 Lucas Bjerregaard, DEN 3 and 2	
12	Match 17 12:16 pm 12 Jason Day, AUS 52 Jim Furyk, USA 2 Up	Match 41 10:48 am 12 Jason Day, AUS 37 Henrik Stenson, SWE 4 and 3	Match 65 09:31 am 12 Jason Day, AUS 20 Phil Mickelson, USA 2 Up	Match 66 09:42 am 37 Henrik Stenson, SWE 52 Jim Furyk, USA 5 and 4	Match 97 08:19 am 50 Lucas Bjerregaard, DEN 3 and 2	Match 111 02:05 pm 50 Lucas Bjerregaard, DEN 3 and 2	


Group	3/31/2019 Sunday Round 6 Semi Finals	3/30/2019 Saturday Round 5 Quarter Finals	3/30/2019 Saturday Round 4	3/29/2019 Friday Round 3	3/28/2019 Thursday Round 2	3/27/2019 Wednesday Round 1
2	Match 95 03:01 pm 2 Justin Rose, ENG 22 Gary Woodland, USA 1 Up	Match 96 09:20 am 34 Eddie Pepperell, ENG 53 Emiliano Grillo, ARG 4 and 3	Match 99 08:41 am 23 Matt Kuchar, USA 4 and 3	Match 98 08:30 am 13 Tiger Woods, USA 2 and 1	Match 39 10:28 am 2 Justin Rose, ENG 34 Eddie Pepperell, ENG Halved	Match 15 11:54 am 2 Justin Rose, ENG 53 Emiliano Grillo, ARG 2 and 1
15	Match 91 02:17 pm 15 Bubba Watson, USA 28 Jordan Spieth, USA 2 and 1	Match 94 02:50 pm 38 Billy Horschel, USA 57 Kevin Na, USA 3 and 1	Match 104 08:08 am 57 Kevin Na, USA 2 Up	Match 105 01:10 pm 50 Lucas Bjerregaard, DEN 3 and 2	Match 37 10:04 am 15 Bubba Watson, USA 38 Billy Horschel, USA 2 and 1	Match 13 11:32 am 15 Bubba Watson, USA 57 Kevin Na, USA 1 Up
7	Match 89 01:56 pm 10 Paul Casey, ENG 25 Cameron Smith, AUS 4 and 3	Match 90 02:06 pm 42 Charles Howell III, USA 58 Abraham Ancer, MEX 5 and 3	Match 103 07:57 am 7 Francesco Molinari, ITA 5 and 4	Match 108 12:50 pm 7 Francesco Molinari, ITA 6 and 5	Match 35 09:42 am 7 Francesco Molinari, ITA 45 Thorbjorn Olesen, DEN 4 and 3	Match 11 11:10 am 7 Francesco Molinari, ITA 63 Satoshi Kodaira, JPN 5 and 4
10	Match 87 01:33 pm 3 Brooks Koepka, USA 27 Alex Noren, SWE 3 and 2	Match 88 01:44 pm 36 HaoTong Li, CHN 60 Tom Lewis, ENG 1 Up	Match 102 07:46 am 48 Kevin Kisner, USA 6 and 5	Match 107 12:30 pm 48 Kevin Kisner, USA 2 and 1	Match 36 09:53 am 45 Thorbjorn Olesen, DEN 63 Satoshi Kodaira, JPN Halved	Match 12 11:21 am 21 Webb Simpson, USA 45 Thorbjorn Olesen, DEN 2 and 1
3	Match 85 01:11 pm 14 Tony Finau, USA 30 Ian Poulter, ENG 1 Up	Match 86 01:22 pm 48 Kevin Kisner, USA 56 Keith Mitchell, USA 2 and 1	Match 101 07:35 am 19 Louis Oosthuizen, RSA 2 and 1	Match 106 01:35 pm 23 Matt Kuchar, USA 2 Up	Match 33 09:20 am 10 Paul Casey, ENG 42 Charles Howell III, USA Halved	Match 9 10:48 am 10 Paul Casey, ENG 58 Abraham Ancer, MEX 5 and 3
14	Match 83 12:49 pm 6 Bryson DeChambeau, USA 17 Marc Leishman, AUS 5 and 4	Match 84 01:00 pm 39 Kiradech Aphibarnrat, THA 59 Russell Knox, SCO 2 Up	Match 100 08:52 am 26 Sergio Garcia, ESP 1 Up	Match 109 09:20 am 23 Matt Kuchar, USA 1 Up	Match 34 10:37 am 22 Gary Woodland, USA 53 Emiliano Grillo, ARG 1 Up	Match 16 12:05 pm 22 Gary Woodland, USA 34 Eddie Pepperell, ENG 2 and 1
6	Match 81 12:27 pm 11 Tommy Fleetwood, ENG 19 Louis Oosthuizen, RSA 4 and 3	Match 82 12:38 pm 41 Kyle Stanley, USA 19 Louis Oosthuizen, RSA 1 Up	Match 108 12:50 pm 7 Francesco Molinari, ITA 6 and 5	Match 109 09:20 am 23 Matt Kuchar, USA 1 Up	Match 38 10:15 am 28 Jordan Spieth, USA 57 Kevin Na, USA 3 and 2	Match 14 11:43 am 28 Jordan Spieth, USA 38 Billy Horschel, USA Halved
11	Match 79 12:05 pm 1 Dustin Johnson, USA 24 Hideki Matsuyama, JPN 3 and 2	Match 80 12:16 pm 40 Branden Grace, RSA 55 Chez Reavie, USA 2 and 1	Match 105 01:10 pm 50 Lucas Bjerregaard, DEN 3 and 2	Match 106 01:35 pm 23 Matt Kuchar, USA 2 Up	Match 39 10:28 am 2 Justin Rose, ENG 34 Eddie Pepperell, ENG Halved	Match 15 11:54 am 2 Justin Rose, ENG 53 Emiliano Grillo, ARG 2 and 1

2018 Dell Technologies Match Play

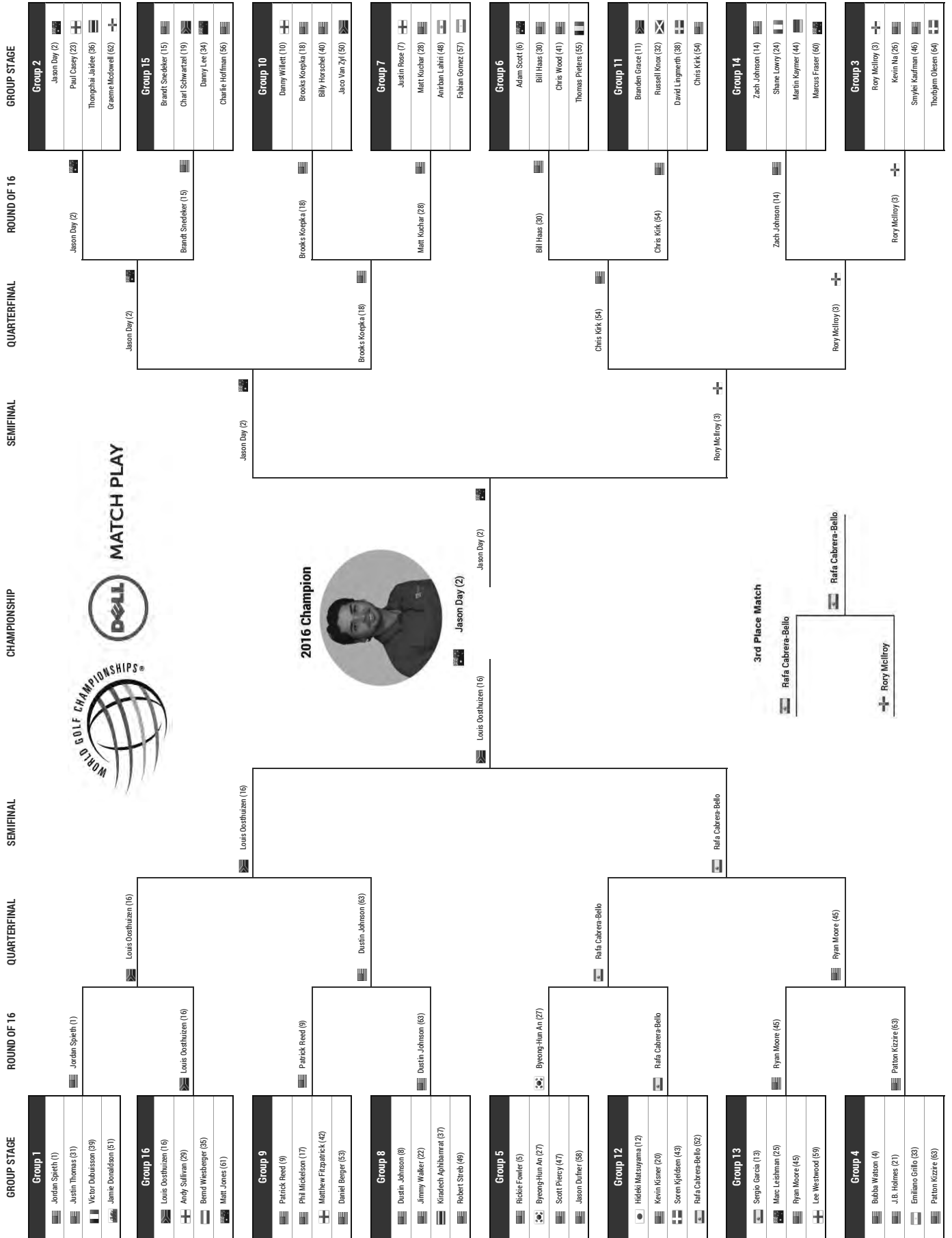
Group	Wednesday Round 1	Thursday Round 2	Friday Round 3	Saturday Round 4	Saturday Round 5 Quarter Finals	Sunday Round 6 Semi Finals
1	<p>Match 19 12:40 pm 1 Dustin Johnson, USA 38 Adam Hadwin, CAN</p> <p>Match 20 12:50 pm 32 Kevin Kisner, USA 38 Adam Hadwin, CAN</p>	<p>Match 43 11:20 am 1 Dustin Johnson, USA 38 Adam Hadwin, CAN</p> <p>Match 44 11:31 am 32 Kevin Kisner, USA 38 Adam Hadwin, CAN</p>	<p>Match 95 03:00 pm 1 Dustin Johnson, USA 38 Adam Hadwin, CAN</p> <p>Match 96 03:11 pm 32 Kevin Kisner, USA 38 Adam Hadwin, CAN</p>	<p>Match 104 08:47 am 32 Kevin Kisner, USA 16 Matt Kuchar, USA</p>	<p>Match 108 01:10 pm 32 Kevin Kisner, USA 58 Ian Poulter, ENG</p>	<p>Match 110 09:15 am 32 Kevin Kisner, USA 19 Holes</p>
16	<p>Match 17 12:25 pm 16 Matt Kuchar, USA 54 Zach Johnson, USA</p> <p>Match 18 12:37 pm 27 Ross Fisher, ENG 47 Yuta Ikeda, JPN</p>	<p>Match 41 10:58 am 16 Matt Kuchar, USA 47 Yuta Ikeda, JPN</p> <p>Match 42 11:09 am 27 Ross Fisher, ENG 54 Zach Johnson, USA</p>	<p>Match 92 09:38 pm 16 Matt Kuchar, USA 27 Ross Fisher, ENG</p> <p>Match 94 09:49 pm 47 Yuta Ikeda, JPN 54 Zach Johnson, USA</p>	<p>Match 106 08:47 am 16 Matt Kuchar, USA 58 Ian Poulter, ENG</p>	<p>Match 109 01:10 pm 32 Kevin Kisner, USA 58 Ian Poulter, ENG</p>	<p>Match 110 09:15 am 32 Kevin Kisner, USA 19 Holes</p>
8	<p>Match 15 12:04 pm 8 Jason Day, AUS 56 James Hahn, USA</p> <p>Match 16 12:15 pm 25 Louis Oosthuizen, RSA 42 Jason Dufner, USA</p>	<p>Match 39 10:36 am 8 Jason Day, AUS 42 Jason Dufner, USA</p> <p>Match 40 10:47 am 25 Louis Oosthuizen, RSA 56 James Hahn, USA</p>	<p>Match 91 02:16 pm 8 Jason Day, AUS 25 Louis Oosthuizen, RSA</p> <p>Match 92 02:27 pm 42 Jason Dufner, USA 56 James Hahn, USA</p>	<p>Match 103 08:36 am 58 Ian Poulter, ENG 19 Patrick Reed, USA</p>	<p>Match 107 12:55 pm 19 Alex Noren, SWE 19 Alex Noren, SWE</p>	<p>Match 110 09:15 am 32 Kevin Kisner, USA 19 Holes</p>
9	<p>Match 13 11:42 am 9 Tommy Fleetwood, ENG 58 Ian Poulter, ENG</p> <p>Match 14 11:53 am 26 Daniel Berger, USA 33 Kevin Chappell, USA</p>	<p>Match 37 10:14 am 9 Tommy Fleetwood, ENG 33 Kevin Chappell, USA</p> <p>Match 38 10:25 am 26 Daniel Berger, USA 58 Ian Poulter, ENG</p>	<p>Match 89 01:54 pm 9 Tommy Fleetwood, ENG 26 Daniel Berger, USA</p> <p>Match 90 02:05 pm 33 Kevin Chappell, USA 58 Ian Poulter, ENG</p>	<p>Match 103 08:36 am 58 Ian Poulter, ENG 19 Patrick Reed, USA</p>	<p>Match 107 12:55 pm 19 Alex Noren, SWE 19 Alex Noren, SWE</p>	<p>Match 110 09:15 am 32 Kevin Kisner, USA 19 Holes</p>
4	<p>Match 11 11:29 am 4 Jordan Spieth, USA 49 Chan Schwartzel, RSA</p> <p>Match 12 11:31 am 19 Patrick Reed, USA 49 Chan Schwartzel, RSA</p>	<p>Match 35 09:52 am 4 Jordan Spieth, USA 34 HaoTong Li, CHN</p> <p>Match 36 10:03 am 19 Patrick Reed, USA 49 Chan Schwartzel, RSA</p>	<p>Match 87 01:32 pm 4 Jordan Spieth, USA 19 Patrick Reed, USA</p> <p>Match 88 01:43 pm 34 HaoTong Li, CHN 49 Chan Schwartzel, RSA</p>	<p>Match 102 08:25 am 13 Alex Noren, SWE 46 Cameron Smith, AUS</p>	<p>Match 107 12:55 pm 19 Alex Noren, SWE 19 Alex Noren, SWE</p>	<p>Match 110 09:15 am 32 Kevin Kisner, USA 19 Holes</p>
13	<p>Match 9 10:56 am 13 Alex Noren, SWE 61 Kevin Na, USA</p> <p>Match 10 11:09 am 29 Tony Finau, USA 29 Thomas Pieters, BEL</p>	<p>Match 33 09:30 am 13 Alex Noren, SWE 39 Thomas Pieters, BEL</p> <p>Match 34 09:41 am 29 Tony Finau, USA 61 Kevin Na, USA</p>	<p>Match 85 01:10 pm 13 Alex Noren, SWE 29 Tony Finau, USA</p> <p>Match 86 01:21 pm 39 Thomas Pieters, BEL 61 Kevin Na, USA</p>	<p>Match 102 08:25 am 13 Alex Noren, SWE 46 Cameron Smith, AUS</p>	<p>Match 107 12:55 pm 19 Alex Noren, SWE 19 Alex Noren, SWE</p>	<p>Match 110 09:15 am 32 Kevin Kisner, USA 19 Holes</p>
5	<p>Match 7 10:36 am 5 Hideki Matsuyama, JPN 53 Yuusaku Miyazato, JPN</p> <p>Match 8 10:47 am 30 Patrick Cantlay, USA 46 Cameron Smith, AUS</p>	<p>Match 53 03:00 pm 5 Hideki Matsuyama, JPN 30 Patrick Cantlay, USA</p> <p>Match 54 03:11 pm 30 Patrick Cantlay, USA 53 Yuusaku Miyazato, JPN</p>	<p>Match 83 12:48 pm 5 Hideki Matsuyama, JPN 30 Patrick Cantlay, USA</p> <p>Match 84 12:59 pm 30 Patrick Cantlay, USA 53 Yuusaku Miyazato, JPN</p>	<p>Match 101 08:14 am 46 Cameron Smith, AUS 12 Tyrrell Hatton, ENG</p>	<p>Match 107 12:55 pm 19 Alex Noren, SWE 19 Alex Noren, SWE</p>	<p>Match 110 09:15 am 32 Kevin Kisner, USA 19 Holes</p>
12	<p>Match 5 10:14 am 12 Tyrrell Hatton, ENG 35 Alexander Levy, FRA</p> <p>Match 6 10:25 am 22 Charley Hoffman, USA 36 Brendan Stiepe, USA</p>	<p>Match 81 02:38 pm 12 Tyrrell Hatton, ENG 36 Brendan Stiepe, USA</p> <p>Match 82 02:49 pm 22 Charley Hoffman, USA 36 Brendan Stiepe, USA</p>	<p>Match 81 12:38 pm 12 Tyrrell Hatton, ENG 22 Charley Hoffman, USA</p> <p>Match 82 12:47 pm 36 Brendan Stiepe, USA 36 Brendan Stiepe, USA</p>	<p>Match 101 08:14 am 46 Cameron Smith, AUS 12 Tyrrell Hatton, ENG</p>	<p>Match 107 12:55 pm 19 Alex Noren, SWE 19 Alex Noren, SWE</p>	<p>Match 110 09:15 am 32 Kevin Kisner, USA 19 Holes</p>

Group	Sunday Round 7 Championship	Sunday Round 6 Semi Finals	Saturday Round 5 Quarter Finals	Saturday Round 4	Friday Round 3	Thursday Round 2	Wednesday Round 1	
2	<p>Champion Bubba Watson, USA 7 and 6 \$1,700,000</p> <p>Second Place Kevin Kisner, USA \$1,072,000</p> <p>Third Place Alex Noren, SWE 5 and 3 \$695,000</p> <p>Fourth Place Justin Thomas, USA \$559,000</p> <p>Championship Match: Bubba Watson, USA 3 and 2</p> <p>Match for Third Place: Justin Thomas, USA 2 and 1</p>	<p>Match 109 09:00 am 35 Bubba Watson, USA 5 and 3</p>	<p>Match 106 12:40 pm 45 Kyle Stanley, USA 3 and 1</p>	<p>Match 100 06:03 am 50 Si Woo Kim, KOR</p>	<p>Match 99 07:52 am 45 Kyle Stanley, USA</p>	<p>Match 79 12:04 pm 2 Justin Thomas, USA 21 Francesco Molinari, ITA</p> <p>Match 80 12:15 pm 48 Patton Kitzner, USA 60 Luke List, USA</p> <p>Match 77 11:42 am 15 Pat Perez, USA 24 Gary Woodland, USA</p> <p>Match 78 11:53 am 37 Webb Simpson, USA 50 Si Woo Kim, KOR</p> <p>Match 75 11:20 am 7 Sergio Garcia, ESP 20 Xander Schauffele, USA</p> <p>Match 76 11:31 am 41 Dylan Frittelli, RSA 62 Shubhankar Sharma, IND</p> <p>Match 73 10:58 am 10 Paul Casey, ENG 31 Matthew Fitzpatrick, ENG</p> <p>Match 74 11:09 am 45 Kyle Stanley, USA 51 Russell Henley, USA</p> <p>Match 71 10:36 am 3 Jon Rahm, ESP 28 Kiradech Aphibarnrat, THA</p> <p>Match 72 10:47 am 43 Char Hweon, USA 63 Keegan Bradley, USA</p> <p>Match 69 10:14 am 14 Phil Mickelson, USA 17 Rata Cabrera Bello, ESP</p> <p>Match 70 10:25 am 40 Satoshi Kodaira, JPN 59 Charles Howell III, USA</p> <p>Match 67 09:52 am 8 Rory McIlroy, NIR 18 Brian Harman, USA</p> <p>Match 68 10:03 am 44 Jhonattan Vegas, VEN 57 Peter Uihlein, USA</p> <p>Match 65 09:30 am 11 Marc Leishman, AUS 23 Brenden Grace, RSA</p>	<p>Match 59 09:16 pm 2 Justin Thomas, USA 48 Patton Kitzner, USA</p> <p>Match 60 09:27 pm 21 Francesco Molinari, ITA 60 Luke List, USA</p> <p>Match 57 11:54 pm 15 Pat Perez, USA 37 Webb Simpson, USA</p> <p>Match 58 09:05 pm 24 Gary Woodland, USA 50 Si Woo Kim, KOR</p> <p>Match 55 01:32 pm 7 Sergio Garcia, ESP 41 Dylan Frittelli, RSA</p> <p>Match 56 01:43 pm 20 Xander Schauffele, USA 62 Shubhankar Sharma, IND</p> <p>Match 52 01:10 pm 10 Paul Casey, ENG 45 Kyle Stanley, USA</p> <p>Match 53 01:21 pm 31 Matthew Fitzpatrick, ENG 51 Russell Henley, USA</p> <p>Match 51 12:48 pm 3 Jon Rahm, ESP 43 Char Hweon, USA</p> <p>Match 52 12:59 pm 28 Kiradech Aphibarnrat, THA 63 Keegan Bradley, USA</p> <p>Match 49 12:26 pm 14 Phil Mickelson, USA 17 Rata Cabrera Bello, ESP</p> <p>Match 50 12:37 pm 40 Satoshi Kodaira, JPN 59 Charles Howell III, USA</p> <p>Match 47 12:14 pm 8 Rory McIlroy, NIR 14 Jhonattan Vegas, VEN</p> <p>Match 48 12:15 pm 18 Brian Harman, USA 57 Peter Uihlein, USA</p> <p>Match 45 11:42 am 11 Marc Leishman, AUS 23 Brenden Grace, RSA</p>	<p>Match 3 09:52 am 2 Justin Thomas, USA 69 Luke List, USA</p> <p>Match 4 09:03 am 21 Francesco Molinari, ITA 48 Patton Kitzner, USA</p> <p>Match 1 09:30 pm 15 Pat Perez, USA 50 Si Woo Kim, KOR</p> <p>Match 2 09:41 am 24 Gary Woodland, USA 37 Webb Simpson, USA</p> <p>Match 51 03:30 pm 7 Sergio Garcia, ESP 62 Shubhankar Sharma, IND</p> <p>Match 52 03:41 pm 20 Xander Schauffele, USA 41 Dylan Frittelli, RSA</p> <p>Match 29 02:38 pm 10 Paul Casey, ENG 51 Russell Henley, USA</p> <p>Match 30 02:49 pm 31 Matthew Fitzpatrick, ENG 45 Kyle Stanley, USA</p> <p>Match 27 02:16 pm 3 Jon Rahm, ESP 43 Char Hweon, USA</p> <p>Match 28 02:27 pm 28 Kiradech Aphibarnrat, THA 63 Keegan Bradley, USA</p> <p>Match 25 01:34 pm 14 Phil Mickelson, USA 17 Rata Cabrera Bello, ESP</p> <p>Match 26 02:05 pm 40 Satoshi Kodaira, JPN 59 Charles Howell III, USA</p> <p>Match 23 01:32 pm 8 Rory McIlroy, NIR 14 Jhonattan Vegas, VEN</p> <p>Match 24 01:43 pm 18 Brian Harman, USA 57 Peter Uihlein, USA</p> <p>Match 21 01:10 pm 11 Marc Leishman, AUS 23 Brenden Grace, RSA</p>

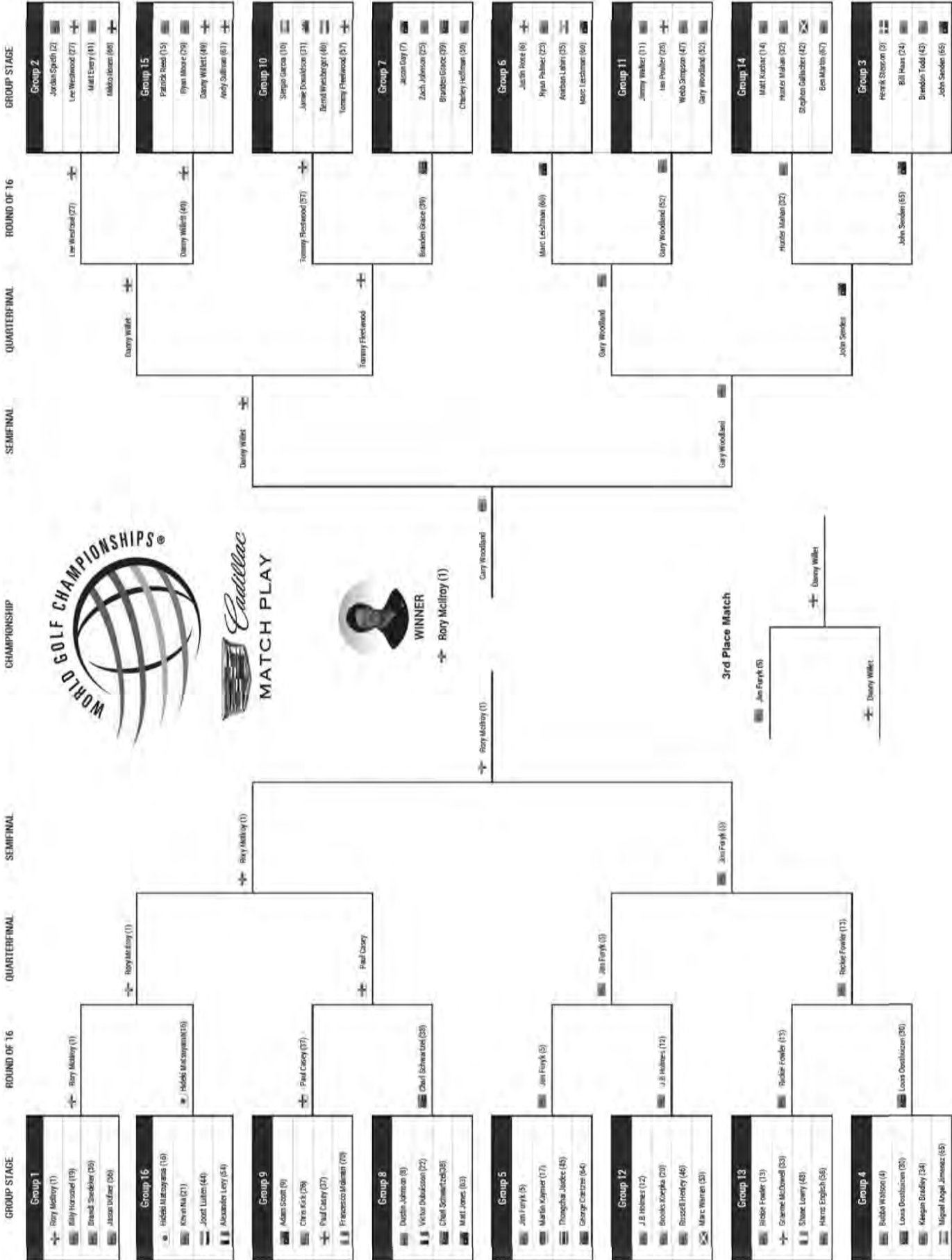
2017 Dell Technologies Match Play




2016 Dell Match Play




2015 Cadillac Match Play




2014 Accenture Match Play Championship




2013 Accenture Match Play Championship




2012 Accenture Match Play Championship




2011 Accenture Match Play Championship




2010 Accenture Match Play Championship




2009 Accenture Match Play Championship




2008 Accenture Match Play Championship




2007 Accenture Match Play Championship



2006 Accenture Match Play Championship




2005 Accenture Match Play Championship




2004 Accenture Match Play Championship




2003 Accenture Match Play Championship




2002 Accenture Match Play Championship




2001 Accenture Match Play Championship



2000 Accenture Match Play Championship



1999 Accenture Match Play Championship



2019 Mexico Championship Media Facts

EVENT: World Golf Championships-Mexico Championship (WGC-Mexico Championship on second reference).

Each year, the tournament boasts a field filled with the top golfers from around the world including players like Brooks Koepka, Rickie Fowler, Justin Thomas, Sergio Garcia and 2019 champion Dustin Johnson. The WGC-Mexico Championship is one of four World Golf Championships sanctioned and organized by the operational committee of the International Federation of PGA Tours, which includes the Asian Tour, European Tour, Japan Golf Tour, PGA TOUR, PGA Tour of Australasia and Sunshine Tour. In addition to the WGC-Mexico Championship, the other World Golf Championships include the Dell Technologies Match Play (Texas, USA), the FedEx St. Jude Invitational (Tennessee, USA) and the HSBC Champions (China).



CHARITY: The WGC-Mexico Championship is committed to growing the game of golf in Mexico and continues to support the efforts of The First Tee and its growing youth membership throughout several communities in Mexico.

DATE: February 20-24, 2019

2019 CHAMPION: Dustin Johnson, 263, 21-under (sixth World Golf Championships victory)

SITE: Club de Golf Chapultepec, Mexico City, Mexico

Mexico has a strong history with professional golf and currently features the PGA TOUR's Mayakoba Golf Classic. In addition, three PGA TOUR Latinoamérica events - PTLA Qualifying Tournament-Mexico, San Luis Championship, DEV SERIES FINAL - are currently held in Mexico.

Club de Golf Chapultepec is one of the country's most popular courses. U.S. Open winner Willie Smith started work on the design during the Mexican Revolution and the course was completed in 1921. Since the inception of the Mexican Open in 1944, the golf course was the host venue 14 times prior to 1972 when Percy Clifford, the designer of dozens of Mexican golf courses, completely renovated the course. The course today bears little resemblance to the original layout, and instead provides a more challenging, playable, and modern design. After the renovation, the course hosted the Mexican Open an additional four times. Featuring a 7,345 yard, par-71 course, Club de Golf Chapultepec last held the Mexican Open in 2014, which is now part of PGA TOUR Latinoamérica. Over the course of 18 past editions played there, the club members witnessed Mexican Open wins by stars such as Al Espinoza (1944, 1945, 1946 and 1947), Roberto De Vicenzo (1951, 1953 and 1955), Ben Crenshaw (1981) and Jay Haas (1991). Elevation is a factor at Club de Golf Chapultepec. According to ShotLink mapping data, the lowest part of the course is 7,603 feet above sea level and the highest part of the course is 7,835 feet about sea level.

ARCHITECT: Willie and Alex Smith - 1921
Redesign, Percy Clifford - 1972

PAR/YARDAGE: Par: 35-36=71/7,345

FORMAT: Four-day, 72-hole stroke-play competition; no cut

2019 PURSE: \$10.25 million (US); \$1.745 million to the winner
Prize money will be considered official on each player's home Tour

ELIGIBILITY: Field size - minimum 72 players

- The top-ranked native-born Mexican player from the Official World Golf Ranking, as of February 18, 2019
- The top 50 players, including any players tied for 50th place, from the Official World Golf Ranking as of February 11, 2019
- The top 50 players, including any players tied for 50th place, from the Official World Golf Ranking as of February 18, 2019
- The top 30 players from the final 2018 FedExCup Points List
- The top 10 players from the FedExCup Points List as of February 18, 2019
- The top 20 players from the final 2018 European Tour Order of Merit
- The top 10 players from the European Tour Order of Merit as of February 11, 2019
- The top 2 players from the final 2018 Japan Golf Tour Order of Merit
- The top 2 players from the final 2018 Australasian Tour Order of Merit

2019 Mexico Championship Media Facts (cont.)

- The top 2 players from the final 2018 Sunshine Tour Order of Merit
- The top 2 players from the final 2018 Asian Tour Order of Merit
- If there are less than 72 players entered through the categories listed above, then the next highest ranked available players from the Official World Golf Rankings as of Monday, February 18, 2019 will become eligible as required to fill the field to 72 players

TV LISTINGS: The WGC-Mexico Championship is broadcast to 226 countries and territories in 23 languages.

Thursday	2-7 p.m. ET	GOLF Channel		
Friday	2-7 p.m. ET	GOLF Channel		
Saturday	12-3 p.m. ET	GOLF Channel	3-6 p.m. ET	NBC
Sunday	12-2 p.m. ET	GOLF Channel	2-6 p.m. ET	NBC

TROPHY: Gene Sarazen Cup

WEBSITES: www.wgcmexico.com

TICKETS: Tickets may be purchased by visiting www.wgcmexico.com

ABOUT GRUPO SALINAS:

Grupo Salinas is composed of dynamic, fast-growing, and technologically advanced companies focused on creating shareholder value and improving society through excellence. Grupo Salinas promotes economic development in the countries where it operates by making technology accessible to all levels of society.

Created by entrepreneur Ricardo B. Salinas, Grupo Salinas operates as a forum to develop entrepreneurial ability and support decision-making among the executives who lead Group's member firms: TV Azteca, Azteca America, Grupo Elektra, Banco Azteca, Seguros Azteca, Afore Azteca, Advance America, Italika, Punto Casa de Bolsa, Azteca Internet, Totalplay and Enlace.

Grupo Salinas companies generate annual revenue of approximately US\$5 billion and US\$1.3 billion in EBITDA in the media, retail, financial services, telecommunications and Internet industries. Grupo Salinas companies operate in Mexico, the United States, Colombia, El Salvador, Guatemala, Honduras, Peru, and Panama.

UMBRELLA SPONSORS:

Grupo Salinas, Dell, FedEx, HSBC

SOCIAL MEDIA:

Facebook: www.facebook.com/WGCMexicoChampionship
Twitter: @WGCMexico
Instagram: @WGCMexico

CHAMPIONSHIP OFFICE:

World Golf Championships - Mexico Championship
Club de Golf Chapultepec
Av. Del Conscripto No. 425
53900 Naucalpan
Estado de Mexico

MEDIA CONTACTS: Michael Baliker, Communications Manager, PGA TOUR
904-273-7664, michaelbaliker@pgatourhq.com

Luciano Pascoe R., General Director of Editorial Strategy, Grupo Salinas,
+52 (551)720-1313, lpascoe@gruposalinas.com.mx

2019 Mexico Championship

Club de Golf Chapultepec, Mexico City, Mexico Purse: \$10,250,000 Par/Yards: 35-36-71/7,330 Feb. 20-24

LEADERS	First Round	Second Round	Third Round
	Rory McIlroy.....63 (-8)	Dustin Johnson.....131 (-11)	Dustin Johnson197 (-16)
	Dustin Johnson.....64 (-7)	Matt Kuchar.....133 (-9)	Rory McIlroy.....201 (-12)
	Matt Kuchar.....66 (-5)	Rory McIlroy.....133 (-9)	Patrick Cantlay.....204 (-9)
	Justin Thomas.....66 (-5)	Tommy Fleetwood.....135 (-7)	Sergio Garcia.....204 (-9)
	George Coetzee.....67 (-4)	Sergio Garcia.....135 (-7)	Patrick Reed.....204 (-9)
	Tyrrell Hatton.....67 (-4)	Ian Poulter.....136 (-6)	Cameron Smith.....204 (-9)
		Cameron Smith.....136 (-6)	Kiradech Aphibarnrat.....205 (-8)
			Ian Poulter.....205 (-8)



CUT: No cut. 71 of 72 professionals completed 72 holes.

WEATHER: Thursday: Sunny. High of 79. Wind SSW 8-12 mph, with gusts to 16 mph. Friday: Partly cloudy. High of 79. Wind SE at 5-10 mph. Saturday: Partly cloudy. High of 79. Wind SE at 5-10 mph. Sunday: Sunny in the morning. Cloudy in the afternoon. High of 76. Wind NE at 6-12 mph.

Winner: Dustin Johnson 64-67-66-66 263 (-21) 550pts. \$1,745,000

Player	Score	Strokes	Points	Prize Money
DUSTIN JOHNSON	1	64-67-66-66	263	550.00 \$1,745,000.00
Rory McIlroy	2	63-70-68-67	268	315.00 1,095,000.00
Kiradech Aphibarnrat	T3	68-69-68-68	273	151.66 472,000.00
Paul Casey	T3	71-72-65-65	273	151.66 472,000.00
Ian Poulter	T3	68-68-69-68	273	151.66 472,000.00
Patrick Cantlay	T6	72-67-65-70	274	96.33 261,666.67
Sergio Garcia	T6	69-66-69-70	274	96.33 261,666.67
Cameron Smith	T6	69-67-68-70	274	96.33 261,666.66
Justin Thomas	9	66-73-74-62	275	83.00 201,000.00
Keegan Bradley	T10	69-73-69-65	276	71.25 161,500.00
David Lipsky	T10	68-71-68-69	276	161,500.00
Joost Luiten	T10	71-67-74-64	276	161,500.00
Tiger Woods	T10	71-66-70-69	276	71.25 161,500.00
Charles Howell III	T14	69-68-73-67	277	59.33 128,000.00
Patrick Reed	T14	72-68-64-73	277	59.33 128,000.00
Xander Schauffele	T14	69-73-66-69	277	59.33 128,000.00
Francesco Molinari	T17	71-67-70-70	278	54.00 115,500.00
Gary Woodland	T17	71-71-67-69	278	54.00 115,500.00
Rafa Cabrera Bello	T19	76-69-66-68	279	47.38 103,750.00
Tommy Fleetwood	T19	70-65-72-72	279	47.38 103,750.00
Tyrrell Hatton	T19	67-70-72-70	279	47.38 103,750.00
HaoTong Li	T19	69-72-71-67	279	103,750.00
Hideki Matsuyama	T19	72-70-67-70	279	47.38 103,750.00
Aaron Wise	T19	73-68-71-67	279	47.38 103,750.00
Tony Finau	T25	73-69-69-69	280	39.38 93,250.00
Louis Oosthuizen	T25	72-66-69-73	280	39.38 93,250.00
Matthew Fitzpatrick	T27	72-71-68-70	281	85,000.00
Kevin Kisner	T27	73-67-70-71	281	32.58 85,000.00
Patton Kizzire	T27	69-73-70-69	281	32.58 85,000.00
Brooks Koepka	T27	73-70-69-69	281	32.58 85,000.00
Bubba Watson	T27	70-75-66-70	281	32.58 85,000.00
Danny Willett	T27	71-69-70-71	281	32.58 85,000.00
Branden Grace	T33	71-71-69-71	282	25.12 78,000.00
Matt Wallace	T33	74-71-70-67	282	78,000.00
Lee Westwood	T33	73-71-65-73	282	78,000.00
Rickie Fowler	T36	71-73-68-71	283	21.53 75,000.00
Kevin Na	T36	72-75-66-70	283	21.53 \$75,000.00
Erik van Rooyen	T36	72-68-74-69	283	75,000.00
Abraham Ancer	T39	71-72-71-70	284	16.43 70,500.00
Alexander Björk	T39	75-70-72-67	284	70,500.00
Shugo Imahira	T39	73-67-73-71	284	70,500.00
Russell Knox	T39	72-72-70-70	284	16.43 70,500.00
Phil Mickelson	T39	79-65-72-68	284	16.43 70,500.00
Webb Simpson	T39	73-72-68-71	284	16.43 70,500.00
Byeong Hun An	T45	77-74-64-70	285	11.33 65,000.00
Billy Horschel	T45	68-76-70-71	285	11.33 65,000.00
Jake McLeod	T45	70-69-76-70	285	65,000.00
Thorbjørn Olesen	T45	72-74-68-71	285	65,000.00
Jon Rahm	T45	72-72-72-69	285	11.33 65,000.00
Matt Kuchar	50	66-67-79-74	286	9.63 62,000.00
Satoshi Kodaira	T51	75-72-76-64	287	8.50 60,000.00
Aaron Rai	T51	70-74-71-72	287	60,000.00
Richard Sterne	T51	69-68-74-76	287	60,000.00
Jordan Spieth	T54	75-69-75-69	288	7.08 57,500.00
Henrik Stenson	T54	72-73-71-72	288	7.08 57,500.00
George Coetzee	T56	67-74-74-75	290	55,500.00
Bryson DeChambeau	T56	75-73-73-69	290	6.46 55,500.00
Emiliano Grillo	T58	76-73-69-73	291	6.00 53,500.00
Kyle Stanley	T58	73-72-72-74	291	6.00 53,500.00
Adrian Otaegui	T60	77-74-71-70	292	51,750.00
Shubhankar Sharma	T60	70-77-70-75	292	51,750.00
Marc Leishman	T62	77-75-69-72	293	4.98 50,500.00
Shane Lowry	T62	70-76-72-75	293	4.98 50,500.00
Alex Noren	T62	71-74-74-74	293	4.98 50,500.00
Tom Lewis	T65	74-73-77-70	294	49,625.00
Chez Reavie	T65	75-76-72-71	294	4.42 49,625.00
Ryan Fox	T67	72-72-75-76	295	49,125.00
Eddie Pepperell	T67	77-70-73-75	295	49,125.00
Lucas Bjerregaard	69	76-76-72-73	297	48,750.00
Matthew Millar	70	74-82-74-71	301	48,500.00
Shaun Norris	71	79-80-73-72	304	48,250.00

2018 Mexico Championship

Club de Golf Chapultepec, Mexico City, Mexico Purse: \$10,000,000
35-36-71/7,330 Feb. 26 - March 4

Par/Yards:

LEADERS	First Round	Second Round	Third Round
	Louis Oosthuizen 64 (-7)	Shubhankar Sharma 131 (-11)	Shubhankar Sharma 200 (-13)
	Chris Paisley 65 (-6)	Rafa Cabrera Bello 133 (-9)	Rafa Cabrera Bello 202 (-11)
	Xander Schauffele 65 (-6)	Sergio Garcia 133 (-9)	Sergio Garcia 202 (-11)
	Shubhankar Sharma 65 (-6)	Xander Schauffele 133 (-9)	Tyrrell Hatton 202 (-11)
	Kiradech Aphibarnrat 66 (-5)	Kiradech Aphibarnrat 135 (-7)	Phil Mickelson 2 0 2
	Rafa Cabrera Bello 66 (-5)	Brian Harman 135 (-7)	(-11)
	Phil Mickelson 69 (-2)	Dustin Johnson 135 (-7)	
		Louis Oosthuizen 135 (-7)	
		Pat Perez 135 (-7)	
		Brendan Steele 135 (-7)	
		Bubba Watson 135 (-7)	
		Phil Mickelson 137 (-5)	



CUT: No cut. All 64 professionals completed 72 holes.

WEATHER: Thursday: Partly cloudy. High of 79. Wind NE 6-12 mph, with gusts to 20 mph. Friday: Mostly sunny. High of 77. Wind ENE 5-10 mph. Saturday: Mostly sunny. High of 78. Wind ENE 5-10 mph. Sunday: Mostly sunny. High of 79. Wind ENE 5-10 mph.

Winner: Phil Mickelson 69-68-65-66 268 (-16) 550pts. \$1,700,000

NAME	1	2	3	4	TOTAL	PTS	PRIZE
PHIL MICKELSON	69	68	65	66	268 (-16)	550	\$1,700,000.00
Justin Thomas	72	70	62	64	268	1,072	2,000.00
Rafa Cabrera Bello	66	67	69	67	269	510	500.00
Tyrrell Hatton	T3	70	68	64	269	510	500.00
Kiradech Aphibarnrat	T5	66	69	71	65	271	330,500.00
Brian Harman	T5	68	67	68	68	271	330,500.00
Sergio Garcia	T7	68	65	69	70	272	239,750.00
Dustin Johnson	T7	69	66	68	69	272	239,750.00
Adam Hadwin	T9	70	71	67	66	274	182,000.00
Shubhankar Sharma	T9	65	66	69	74	274	182,000.00
Bubba Watson	T9	69	66	72	67	274	182,000.00
Paul Casey	T12	73	68	68	66	275	150,500.00
Patton Kizzire	T12	69	69	71	66	275	150,500.00
Daniel Berger	T14	69	68	72	67	276	126,500.00
Tommy Fleetwood	T14	72	71	67	66	276	126,500.00
Alex Noren	T14	69	70	71	66	276	126,500.00
Jordan Spieth	T14	70	67	69	70	276	126,500.00
Adam Bland	T18	70	67	71	69	277	114,500.00
Xander Schauffele	T18	65	68	70	74	277	114,500.00
Charley Hoffman	T20	70	66	70	72	278	104,300.00
Pat Perez	T20	68	67	68	75	278	104,300.00
Jon Rahm	T20	67	71	70	70	278	104,300.00
Brendan Steele	T20	69	66	71	72	278	104,300.00
Jhonattan Vegas	T20	70	68	69	71	278	104,300.00
Francesco Molinari	T25	71	70	70	68	279	95,250.00
Kyle Stanley	T25	71	65	71	72	279	95,250.00
Jorge Campillo	T27	72	71	69	68	280	91,000.00
Tony Finau	T27	68	70	68	74	280	91,000.00
Kevin Kisner	T29	70	71	66	74	281	88,000.00
Louis Oosthuizen	T30	64	71	76	71	282	81,428.58
Dean Burmester	T30	73	70	74	65	282	81,428.57
Patrick Cantlay	T30	70	75	71	66	282	81,428.57
Kevin Chappell	T30	73	70	72	67	282	\$81,428.57
Matthew Fitzpatrick	T30	71	69	74	68	282	81,428.57
Branden Grace	T30	72	69	73	68	282	81,428.57
Bernd Wiesberger	T30	73	71	72	66	282	81,428.57
Rickie Fowler	T37	68	70	70	75	283	73,000.00
Marc Leishman	T37	69	68	69	77	283	73,000.00
Joost Luiten	T37	72	71	68	72	283	73,000.00
Chris Paisley	T37	65	75	71	72	283	73,000.00
Thomas Pieters	T37	69	68	74	72	283	73,000.00
Patrick Reed	T37	72	74	68	69	283	73,000.00
Justin Rose	T37	71	72	73	67	283	73,000.00
Webb Simpson	T37	72	70	73	68	283	73,000.00
Peter Uihlein	T37	74	72	70	67	283	73,000.00
Ross Fisher	T46	71	68	69	76	284	67,500.00
Yuta Ikeda	T46	73	74	68	69	284	67,500.00
David Lipsky	T48	70	71	71	73	285	65,500.00
Charl Schwartzel	T48	71	69	70	75	285	65,500.00
Wade Ormsby	T50	79	67	69	71	286	63,500.00
Gary Woodland	T50	74	71	73	68	286	63,500.00
Abraham Ancer	T52	71	76	71	69	287	61,500.00
Chez Reavie	T52	72	73	68	74	287	61,500.00
Satoshi Kodaira	T54	72	73	73	70	288	60,000.00
Jason Dufner	T55	72	72	68	79	291	58,000.00
Paul Dunne	T55	73	75	72	71	291	58,000.00
Dylan Frittelli	T55	73	70	71	77	291	58,000.00
Russell Henley	T58	69	69	75	79	292	55,500.00
Matt Kuchar	T58	74	74	73	71	292	55,500.00
Yusaku Miyazato	T60	77	72	74	70	293	53,500.00
Brandon Stone	T60	75	76	71	71	293	53,500.00
Brett Rumford	T62	78	74	72	73	297	52,500.00
HaoTong Li	T63	73	79	73	73	298	52,000.00
Gavin Kyle Green	T64	78	73	74	74	299	51,500.00

2017 Mexico Championship

Club de Golf Chapultepec, Mexico City, Mexico Purse: \$9,750,000 Par/Yards: 35-36--71/7,330 Feb. 27 - March 5

LEADERS	First Round	Second Round	Third Round
Ross Fisher	67 (-4)	Rory McIlroy	133 (-9)
Phil Mickelson	67 (-4)	Ross Fisher	135 (-7)
Ryan Moore	67 (-4)	Phil Mickelson	135 (-7)
Jon Rahm	67 (-4)	Justin Thomas	135 (-7)
Jimmy Walker	67 (-4)	Daniel Berger	136 (-6)
Lee Westwood	67 (-4)	Dustin Johnson	136 (-6)
Dustin Johnson	70 (-1)	Andy Sullivan	136 (-6)
		Justin Thomas	201 (-12)
		Dustin Johnson	2 0 2
		(-11)	
		Rory McIlroy	203 (-10)
		Phil Mickelson	203 (-10)
		Jon Rahm	204 (-9)
		Lee Westwood	204 (-9)



CUT: No cut. 76 of 77 professionals completed 72 holes.

WEATHER: Thursday: Partly cloudy, with a high of 75. Wind NE 8-20 mph. Friday: Partly cloudy, with a high of 72. Wind NW 8-15 mph. Saturday: Partly cloudy, with a high of 75. Wind NE 8-20 mph. Sunday: Partly cloudy, with a high of 72. Wind ENE 6-12 mph.

Winner: Dustin Johnson 70-66-66-68 270 (-14) 550pts. \$1,660,000

Dustin Johnson	1	70-66-66-68	270	\$1,660,000.00	Justin Rose	T38	70-72-71-71	284	\$64,000.00
Tommy Fleetwood	2	69-70-66-66	271	1,045,000.00	Charl Schwartzel	T38	71-68-70-75	284	64,000.00
Ross Fisher	T3	67-68-72-65	272	497,000.00	Jhonattan Vegas	T38	69-74-68-73	284	64,000.00
Jon Rahm	T3	67-70-67-68	272	497,000.00	Bubba Watson	T38	73-72-68-71	284	64,000.00
Thomas Pieters	T5	68-69-68-68	273	312,500.00	Gary Woodland	T38	73-67-74-70	284	64,000.00
Justin Thomas	T5	69-66-66-72	273	312,500.00	Roberto Castro	T45	69-68-74-74	285	59,000.00
Phil Mickelson	T7	67-68-68-71	274	211,666.67	Adam Scott	T45	73-76-68-68	285	59,000.00
Brandt Snedeker	T7	75-68-66-65	274	211,666.67	Bernd Wiesberger	T45	73-70-71-71	285	59,000.00
Rory McIlroy	T7	68-65-70-71	274	211,666.66	Byeong Hun An	T48	73-66-71-76	286	55,500.00
Tyrell Hatton	10	70-67-68-70	275	166,000.00	Brooks Koepka	T48	76-69-68-73	286	55,500.00
Kevin Kisner	11	72-68-68-68	276	154,000.00	Louis Oosthuizen	T48	73-72-73-68	286	55,500.00
Sergio Garcia	T12	68-71-68-70	277	131,250.00	Brendan Steele	T48	74-71-70-71	286	55,500.00
J.B. Holmes	T12	69-68-69-71	277	131,250.00	Emiliano Grillo	T52	72-77-69-69	287	52,000.00
Jordan Spieth	T12	71-72-63-71	277	131,250.00	Mike Hendry	T52	71-74-73-69	287	52,000.00
Fabrizio Zanotti	T12	68-69-72-68	277	131,250.00	Kevin Na	T52	75-70-70-72	287	52,000.00
Daniel Berger	T16	70-66-70-72	278	105,125.00	Sam Brazel	T55	75-68-70-75	288	50,000.00
Paul Casey	T16	74-71-67-66	278	105,125.00	Kevin Chappell	T55	71-77-71-69	288	50,000.00
Matthew Fitzpatrick	T16	71-67-72-68	278	105,125.00	Alexander Noren	T55	76-71-72-69	288	50,000.00
Rickie Fowler	T16	69-69-73-67	278	105,125.00	Marcus Fraser	T58	71-70-73-75	289	48,500.00
Francesco Molinari	T20	71-72-70-66	279	91,333.34	Jim Furyk	T58	77-71-70-71	289	48,500.00
Matt Kuchar	T20	68-71-67-73	279	91,333.33	Zach Johnson	T58	75-69-70-75	289	48,500.00
Andy Sullivan	T20	71-65-72-71	279	91,333.33	Yuta Ikeda	T61	75-74-72-69	290	47,250.00
Jason Dufner	T23	70-70-72-68	280	86,000.00	Patrick Reed	T61	71-76-72-71	290	47,250.00
Martin Kaymer	T23	70-67-75-68	280	86,000.00	David Lipsky	T63	73-73-75-70	291	46,625.00
Joost Luiten	T25	71-67-71-72	281	81,000.00	Thorbjorn Olesen	T63	73-77-68-73	291	46,625.00
Hideki Matsuyama	T25	72-72-66-71	281	81,000.00	Scott Hend	T65	76-71-73-73	293	46,125.00
Jimmy Walker	T25	67-74-68-72	281	81,000.00	Sean O'Hair	T65	71-71-75-76	293	46,125.00
William McGirt	T28	72-67-71-72	282	75,625.00	Roberto Diaz	T67	71-76-71-76	294	45,625.00
Ryan Moore	T28	67-73-69-73	282	75,625.00	Brandon Stone	T67	76-73-75-70	294	45,625.00
Lee Westwood	T28	67-71-66-78	282	75,625.00	Danny Willett	69	76-72-72-75	295	45,250.00
Chris Wood	T28	68-73-71-70	282	75,625.00	Russell Knox	70	73-74-68-81	296	45,000.00
Branden Grace	T32	73-69-68-73	283	70,500.00	Jeunghun Wang	71	73-77-74-73	297	44,750.00
Bill Haas	T32	70-69-75-69	283	70,500.00	Si Woo Kim	T72	71-75-77-76	299	44,250.00
Mackenzie Hughes	T32	70-70-73-70	283	70,500.00	Pablo Larrazabal	T72	73-73-75-78	299	44,250.00
Soren Kjeldsen	T32	75-71-71-66	283	70,500.00	Richard Sterne	T72	76-79-72-72	299	44,250.00
Scott Piercy	T32	72-73-72-66	283	70,500.00	Matthew Griffin	75	78-77-77-71	303	43,750.00
Hideto Tanihara	T32	75-67-67-74	283	70,500.00	K.T. Kim	76	78-75-76-77	306	43,500.00
Rafa Cabrera Bello	T38	72-69-71-72	284	64,000.00	Henrik Stenson	W/D			
Pat Perez	T38	68-71-74-71	284	64,000.00					

2016 Cadillac Championship

Trump National Doral, Miami, FL

Purse: \$9,500,000

Par/Yards: 36-36-72/7,528

February 29-March 6, 2016

LEADERS		First Round	Second Round	Third Round
	Marcus Fraser	66 (-6)	Adam Scott 134 (-10)	Rory McIlroy 204 (-12)
	Scott Piercy	66 (-6)	Dustin Johnson 136 (-8)	Dustin Johnson 207 (-9)
	Phil Mickelson	67 (-5)	Rory McIlroy 136 (-8)	Adam Scott 207 (-9)
	Jason Dufner	68 (-4)	Danny Willett 137 (-7)	Phil Mickelson 209 (-7)
	Charley Hoffman	68 (-4)	Charley Hoffman 138 (-6)	Bubba Watson 209 (-7)
	Adam Scott	68 (-4)	Bubba Watson 138 (-6)	Danny Willett 209 (-7)
	Danny Willett	68 (-4)		



CUT: No Cut. 65 of 66 players completed 72 holes.

WEATHER: Thursday: Cloudy skies with temperatures in the low-80s. Wind SW at 8-15 mph. Friday: Partly cloudy skies with temperatures in the mid-80s. Wind W at 8-15 mph. Saturday: Partly cloudy skies with cooler temperatures reaching the upper-70s. Wind E at 10-20 mph. Sunday: Mostly sunny skies with temperatures in the low-80s. Wind N increased 15-25 mph in the afternoon.

Winner: Adam Scott 68-66-73-69 276 \$1,620,000

ADAM SCOTT 1	68-66-73-69	276	\$1,620,000.00	Graeme McDowell T28	74-71-70-75	290	\$79,428.57
Bubba Watson 2	69-69-71-68	277	1,018,000.00	Jamie Donaldson T35	70-72-76-74	292	72,500.00
Rory McIlroy T3	71-65-68-74	278	483,000.00	Matthew Fitzpatrick T35	76-71-72-73	292	72,500.00
Danny Willett T3	68-69-72-69	278	483,000.00	Shane Lowry T35	71-73-75-73	292	72,500.00
Phil Mickelson 5	67-72-70-70	279	342,000.00	Hideki Matsuyama T35	70-81-68-73	292	72,500.00
Jimmy Walker 6	69-72-73-66	280	280,000.00	Kevin Na T35	72-72-75-73	292	72,500.00
Paul Casey 7	71-68-75-68	282	240,000.00	Justin Thomas T35	75-66-78-73	292	72,500.00
Rickie Fowler T8	70-71-71-71	283	197,500.00	Billy Horschel 41	72-71-75-75	293	69,000.00
Smylie Kaufman T8	71-70-71-71	283	197,500.00	Ross Fisher T42	76-70-72-76	294	66,000.00
Harris English 10	71-70-71-72	284	165,000.00	Martin Kaymer T42	76-71-71-76	294	66,000.00
Rafa Cabrera Bello T11	73-71-67-74	285	145,000.00	K.T. Kim T42	71-74-75-74	294	66,000.00
Jason Dufner T11	68-72-77-68	285	145,000.00	Danny Lee T42	71-71-72-80	294	66,000.00
Sergio Garcia T11	73-71-67-74	285	145,000.00	Chris Wood T42	72-69-79-74	294	66,000.00
Dustin Johnson T14	72-64-71-79	286	120,000.00	Emiliano Grillo T47	76-72-72-75	295	62,500.00
Louis Oosthuizen T14	74-70-69-73	286	120,000.00	Zach Johnson T47	71-73-71-80	295	62,500.00
Bernd Wiesberger T14	72-69-74-71	286	120,000.00	Kiradech Aphibarnrat T49	75-71-71-79	296	60,000.00
Scott Piercy T17	66-77-70-74	287	102,166.67	Bill Haas T49	74-74-72-76	296	60,000.00
Justin Rose T17	75-73-72-67	287	102,166.67	David Lingmerth T49	74-72-75-75	296	60,000.00
Jordan Spieth T17	69-72-73-73	287	102,166.67	Byeong-Hun An T52	74-73-75-75	297	56,500.00
Andy Sullivan T17	71-70-73-73	287	102,166.67	Victor Dubuisson T52	73-72-80-72	297	56,500.00
Charley Hoffman T17	68-70-74-75	287	102,166.66	Patrick Reed T52	77-74-74-72	297	56,500.00
Charl Schwartzel T17	73-67-72-75	287	102,166.66	Robert Streb T52	72-73-73-79	297	56,500.00
Jason Day T23	72-74-71-71	288	91,000.00	Nathan Holman 56	82-70-73-73	298	54,000.00
Branden Grace T23	73-73-74-68	288	91,000.00	George Coetzee 57	72-76-76-75	299	53,000.00
Kevin Kisner T23	75-69-72-72	288	91,000.00	Fabian Gomez 58	75-72-78-75	300	52,000.00
Brooks Koepka T23	71-71-74-72	288	91,000.00	J.B. Holmes 59	77-72-72-80	301	51,000.00
Russell Knox 27	71-71-72-75	289	86,000.00	Marcus Fraser 60	66-77-80-79	302	50,500.00
Henrik Stenson T28	71-71-76-72	290	79,428.58	Yusaku Miyazato T61	76-73-74-80	303	49,750.00
Daniel Berger T28	75-71-70-74	290	79,428.57	Jordan Zunic T61	75-74-75-79	303	49,750.00
Soren Kjeldsen T28	72-72-74-72	290	79,428.57	Scott Hend 63	75-76-80-79	310	49,000.00
Matt Kuchar T28	70-78-70-72	290	79,428.57	Kristoffer Broberg 64	83-73-80-75	311	48,500.00
Anirban Lahiri T28	70-70-71-79	290	79,428.57	Steven Bowditch 65	81-80-80-84	325	48,000.00
Marc Leishman T28	73-73-69-75	290	79,428.57				

2015 Cadillac Championship

Trump National Doral, Miami, FL

Purse: \$9,250,000 Par/Yards: 36-36-72/7,528 March 2-8, 2015

LEADERS	First Round	Second Round	Third Round
J.B. Holmes	62 (-10)	135 (-9)	205 (-11)
Ryan Moore	66 (-6)	137 (-7)	Dustin Johnson 210 (-6)
Rickie Fowler	68 (-4)	138 (-6)	Bubba Watson 210 (-6)
Dustin Johnson	68 (-4)	Henrik Stenson 140 (-4)	Ryan Moore 211 (-5)
Alexander Levy	68 (-4)	Bubba Watson 140 (-4)	Bill Haas 212 (-4)
		Dustin Johnson 141 (-3)	Louis Oosthuizen 212 (-4)
			Henrik Stenson 212 (-4)



CUT: No Cut. 73 of 74 players completed 72 holes.

WEATHER: Thursday: Partly cloudy skies and warm temperatures in the mid-80s. SE wind at 15-25 mph in the morning, gradually diminishing in the afternoon. Friday: Partly cloudy. High of 85. Wind E at 6-12 mph. Saturday: Cloudy, with occasional showers. Temperature in the 80s, with NE wind at 10-20 mph. Sunday: Mostly cloudy. High of 79. ENE wind at 15-25 mph.

Winner: Dustin Johnson 68-73-69-69 279 \$1,570,000

DUSTIN JOHNSON 1	68-73-69-69	279	\$1,570,000.00	Keegan Bradley T38	73-74-75-70	292	\$65,500.00
J.B. Holmes 2	62-73-70-75	280	930,000.00	Paul Casey T38	75-73-72-72	292	65,500.00
Bubba Watson 3	71-69-70-71	281	540,000.00	Charley Hoffman T38	70-74-72-76	292	65,500.00
Adam Scott T4	70-68-75-71	284	365,000.00	Alexander Levy T38	68-73-79-72	292	65,500.00
Henrik Stenson T4	69-71-72-72	284	365,000.00	Marcel Siem T38	78-72-75-67	292	65,500.00
Louis Oosthuizen 6	71-74-67-73	285	270,000.00	Cameron Tringale T38	73-74-72-73	292	65,500.00
Bill Haas T7	74-73-65-74	286	215,000.00	Jamie Donaldson T44	70-72-76-75	293	61,500.00
Webb Simpson T7	74-69-70-73	286	215,000.00	Charl Schwartzel T44	71-72-75-75	293	61,500.00
Kevin Na T9	74-71-71-71	287	163,333.34	Sangmoon Bae T46	75-71-73-75	294	59,000.00
Rory McIlroy T9	73-70-72-72	287	163,333.33	Billy Horschel T46	72-75-75-72	294	59,000.00
Ryan Moore T9	66-71-74-76	287	163,333.33	Joost Luiten T46	79-69-73-73	294	59,000.00
Rickie Fowler T12	68-77-71-72	288	123,000.00	Greg Chalmers T49	77-72-73-73	295	55,000.00
Jim Furyk T12	70-73-76-69	288	123,000.00	Luke Donald T49	72-76-74-73	295	55,000.00
Ryan Palmer T12	71-70-74-73	288	123,000.00	Jason Dufner T49	79-71-71-74	295	55,000.00
Lee Westwood T12	71-72-70-75	288	123,000.00	Zach Johnson T49	76-73-73-73	295	55,000.00
Danny Willett T12	73-76-71-68	288	123,000.00	Ian Poulter T49	74-78-71-72	295	55,000.00
Morgan Hoffmann T17	73-71-71-74	289	97,500.00	Branden Grace 54	75-74-72-75	296	52,000.00
Brooks Koepka T17	69-74-73-73	289	97,500.00	Justin Rose 55	73-74-73-77	297	51,000.00
Shane Lowry T17	71-74-70-74	289	97,500.00	Russell Henley T56	74-74-72-78	298	48,000.00
Brandt Snedeker T17	74-73-70-72	289	97,500.00	Chris Kirk T56	76-77-73-72	298	48,000.00
Jordan Spieth T17	75-69-73-72	289	97,500.00	Graeme McDowell T56	73-73-75-77	298	48,000.00
Marc Warren T17	73-75-69-72	289	97,500.00	Alexander Noren T56	73-77-74-74	298	48,000.00
Thomas Aiken T23	78-69-72-71	290	83,000.00	Robert Streb T56	72-80-72-74	298	48,000.00
Ross Fisher T23	78-71-69-72	290	83,000.00	Geoff Ogilvy 61	74-76-74-75	299	45,500.00
Mikko Ilonen T23	78-72-67-73	290	83,000.00	Victor Dubuisson T62	72-73-70-85	300	44,750.00
Matt Kuchar T23	73-75-70-72	290	83,000.00	Steven Jeffress T62	75-74-78-73	300	44,750.00
Hideki Matsuyama T23	76-72-72-70	290	83,000.00	David Lipsky T62	74-73-76-77	300	44,750.00
Patrick Reed T23	71-73-71-75	290	83,000.00	Hunter Mahan 65	75-79-74-74	302	44,250.00
Brendon Todd T23	72-73-72-73	290	83,000.00	Stephen Gallacher T66	84-72-78-69	303	43,875.00
Gary Woodland T23	70-74-76-70	290	83,000.00	Danie van Tonder T66	74-74-75-80	303	43,875.00
Jason Day T31	76-74-70-71	291	72,000.00	Koumei Oda 68	74-78-73-79	304	43,500.00
Sergio Garcia T31	73-69-71-78	291	72,000.00	Thongchai Jaidee 69	80-73-76-76	305	43,250.00
Martin Kaymer T31	71-76-71-73	291	72,000.00	Gary Stal 70	75-79-77-75	306	43,000.00
Phil Mickelson T31	74-74-71-72	291	72,000.00	Tommy Fleetwood T71	77-77-73-80	307	42,625.00
John Senden T31	73-70-74-74	291	72,000.00	Anirban Lahiri T71	80-76-74-77	307	42,625.00
Jimmy Walker T31	71-76-70-74	291	72,000.00	Hirofumi Fujita 73	75-83-78-79	315	42,250.00
Bernd Wiesberger T31	74-74-71-72	291	72,000.00				

2014 Cadillac Championship

Trump National Doral, Miami, FL

Purse: \$9,000,000 Par/Yards: 36-36-72/7,481 March 3-9, 2014

LEADERS	First Round	Second Round	Third Round
	Patrick Reed..... 68 (-4)	Dustin Johnson..... 143 (-1)	Patrick Reed..... 212 (-4)
	Jason Dufner..... 69 (-3)	Matt Kuchar..... 143 (-1)	Jason Dufner..... 214 (-2)
	Harris English..... 69 (-3)	Hunter Mahan..... 143 (-1)	Hunter Mahan..... 214 (-2)
	Dustin Johnson..... 69 (-3)	Patrick Reed..... 143 (-1)	Jamie Donaldson..... 215 (-1)
	Matt Kuchar..... 69 (-3)	Jamie Donaldson..... 144 (0)	Tiger Woods..... 215 (-1)
	Hunter Mahan..... 69 (-3)	Graeme McDowell..... 144 (0)	
	Francesco Molinari..... 69 (-3)	Rory McIlroy..... 144 (0)	
		Francesco Molinari..... 144 (0)	

CUT: No cut. 67 of 68 players completed 72 holes.

WEATHER: Thursday: Mostly cloudy. Temperatures in the low-to-mid 80s. Wind S at 15-20, gusting to 30 mph. Play suspended due to strong thunderstorms at 2:22 p.m. The peak wind gust was 40 mph and the course received .25 inches of rain. Play resumed at 4:46 p.m., and officials suspended play at 5:57 p.m. due to darkness. The six players in the two lead groups (off No. 1 and 10 tees) were the only ones to complete their rounds. Friday: The first round resumed at 8:45 a.m., with the second round resuming as scheduled. Partly cloudy and windy. Wind W at 15-20 mph, gusting to 36 mph. High of 77. Saturday: Sunny. High of 79. Wind NW shifting E at 5-10 mph. Sunday: Partly cloudy. High of 77. Wind E at 5-10 mph.



Winner: Patrick Reed 68-75-69-72 284 \$1,530,000.00

Player	Round 1	Round 2	Round 3	Round 4	Total	Prize Money
PATRICK REED	1	68-75-69-72	284	\$1,530,000.00		
Jamie Donaldson	T2	74-70-71-70	285	753,000.00		
Bubba Watson	T2	73-72-72-68	285	753,000.00		
Dustin Johnson	T4	69-74-73-72	288	395,000.00		
Richard Sterne	T4	74-73-70-71	288	395,000.00		
Thongchai Jaidee	T6	73-74-74-68	289	248,333.34		
Stephen Gallacher	T6	75-75-70-69	289	248,333.33		
Bill Haas	T6	73-76-69-71	289	248,333.33		
Jason Dufner	T9	69-77-68-76	290	151,250.00		
Hunter Mahan	T9	69-74-71-76	290	151,250.00		
Graeme McDowell	T9	73-71-73-73	290	151,250.00		
Charl Schwartzel	T9	70-76-76-68	290	151,250.00		
Miguel A. Jimenez	T13	70-77-69-75	291	110,000.00		
Matt Kuchar	T13	69-74-74-74	291	110,000.00		
Joost Luiten	T13	76-72-71-72	291	110,000.00		
Jonas Blixt	T16	79-72-75-66	292	90,666.67		
George Coetzee	T16	74-74-73-71	292	90,666.67		
Sergio Garcia	T16	74-76-73-69	292	90,666.67		
Scott Hend	T16	72-76-73-71	292	90,666.67		
Henrik Stenson	T16	73-76-74-69	292	90,666.67		
Gary Woodland	T16	72-78-71-71	292	90,666.67		
Harris English	T16	69-77-74-72	292	90,666.66		
Zach Johnson	T16	70-75-71-76	292	90,666.66		
Phil Mickelson	T16	74-75-69-74	292	90,666.66		
Luke Donald	T25	70-82-72-69	293	76,000.00		
Rory McIlroy	T25	70-74-75-74	293	76,000.00		
Francesco Molinari	T25	69-75-76-73	293	76,000.00		
Ryan Moore	T25	70-79-69-75	293	76,000.00		
Adam Scott	T25	75-73-72-73	293	76,000.00		
Kevin Streelman	T25	75-74-72-72	293	76,000.00		
Peter Uihlein	T25	73-77-71-72	293	76,000.00		
Jimmy Walker	T25	73-77-67-76	293	76,000.00		
Tiger Woods	T25	76-73-66-78	293	76,000.00		
Graham DeLaet	T34	78-72-70-74	294	68,500.00		
Hyung-Sung Kim	T34	72-74-74-74	294	\$68,500.00		
Hideki Matsuyama	T34	72-77-71-74	294	68,500.00		
Justin Rose	T34	74-77-70-73	294	68,500.00		
Jordan Spieth	T34	73-79-73-69	294	68,500.00		
Lee Westwood	T34	75-79-70-70	294	68,500.00		
Darren Fichardt	T40	73-78-72-72	295	63,500.00		
Branden Grace	T40	75-74-69-77	295	63,500.00		
Chris Kirk	T40	75-71-76-73	295	63,500.00		
Louis Oosthuizen	T40	72-78-71-74	295	63,500.00		
Thomas Bjorn	T44	75-75-73-73	296	60,500.00		
Rickie Fowler	T44	76-75-74-71	296	60,500.00		
Brandt Snedeker	T46	73-73-75-76	297	59,000.00		
Russell Henley	T47	72-78-75-73	298	57,000.00		
Webb Simpson	T47	80-78-70-70	298	57,000.00		
Kevin Stadler	T47	77-76-72-73	298	57,000.00		
Keegan Bradley	T50	74-76-75-74	299	54,500.00		
Billy Horschel	T50	77-78-71-73	299	54,500.00		
Ernie Els	T52	75-78-73-74	300	52,500.00		
Ian Poulter	T52	71-78-73-78	300	52,500.00		
Brendon de Jonge	T54	76-79-74-72	301	51,000.00		
Gonzalo Fdez-Castano	T54	77-77-77-70	301	51,000.00		
Boo Weekley	T54	75-75-78-73	301	51,000.00		
Steve Stricker	T57	77-78-71-76	302	50,000.00		
Roberto Castro	T58	74-78-78-73	303	49,250.00		
Martin Kaymer	T58	75-80-73-75	303	49,250.00		
Jun Jeong	T60	75-75-78-77	305	48,250.00		
Matteo Manassero	T60	76-76-74-79	305	48,250.00		
Victor Dubuisson	T62	72-81-75-78	306	47,000.00		
Jim Furyk	T62	78-77-75-76	306	47,000.00		
D.A. Points	T62	82-76-74-74	306	47,000.00		
Dawie van der Walt	T65	81-83-71-75	310	46,000.00		
Brett Rumford	T66	83-79-77-74	313	45,500.00		
Kiradech Aphibarnrat	T67	74-82-79-79	314	45,000.00		

2013 Cadillac Championship

TPC Blue Monster at Doral, Miami, FL

Purse: \$8,750,000 Par/Yards: 36-36-72/7,334 March 4-10, 2013

LEADERS		First Round	Second Round	Third Round
	Sergio Garcia	66 (-6)	Tiger Woods 131 (-13)	Tiger Woods 198 (-18)
	Freddie Jacobson	66 (-6)	Graeme McDowell 133 (-11)	Graeme McDowell 202 (-14)
	Graeme McDowell	66 (-6)	Phil Mickelson 134 (-10)	Phil Mickelson 203 (-13)
	Bubba Watson	66 (-6)	Steve Stricker 134 (-10)	Steve Stricker 203 (-13)
	Tiger Woods	66 (-6)	Freddie Jacobson 135 (-9)	Keegan Bradley 205 (-11)
			Bubba Watson 135 (-9)	Sergio Garcia 205 (-11)
				Charl Schwartzel 205 (-11)
				Michael Thompson 205 (-11)



CUT: No cut. All 65 players completed 72 holes.

WEATHER: Thursday: Sunny. High of 71. Winds NNW at 8-15 mph. Friday: Sunny. High of 76. Winds NNE at 6-12 mph. Saturday: Partly cloudy and breezy. High of 77. Winds NE at 10-20 mph. Sunday: Partly cloudy and breezy. High of 75. Winds E at 15-25 mph.

Winner: Tiger Woods 66-65-67-71 269 \$1,500,000.00

Player	Round 1	Round 2	Round 3	Total	Score	Purse
TIGER WOODS	1	66-65-67-71	269	\$1,500,000.00		
Steve Stricker	2	67-67-69-68	271	880,000.00		
Sergio Garcia	T3	66-72-67-69	274	417,500.00		
Graeme McDowell	T3	66-67-69-72	274	417,500.00		
Phil Mickelson	T3	67-67-69-71	274	417,500.00		
Adam Scott	T3	72-70-68-64	274	417,500.00		
Keegan Bradley	7	68-68-69-71	276	240,000.00		
Peter Hanson	8	67-71-70-70	278	163,750.00		
Rory McIlroy	T8	73-69-71-65	278	163,750.00		
Justin Rose	T8	68-72-70-68	278	163,750.00		
Michael Thompson	T8	69-69-67-73	278	163,750.00		
Jason Dufner	T12	69-69-69-72	279	113,750.00		
Charles Howell III	T12	68-71-69-71	279	113,750.00		
Dustin Johnson	T12	68-69-70-72	279	113,750.00		
Richard Sterne	T12	70-71-71-67	279	113,750.00		
Freddie Jacobson	T16	66-69-71-74	280	98,000.00		
Charl Schwartzel	T16	71-65-69-75	280	98,000.00		
Nicolas Colsaerts	T18	71-71-67-72	281	93,000.00		
Bubba Watson	T18	66-69-71-75	281	93,000.00		
Alexander Noren	T20	69-70-72-71	282	88,000.00		
John Senden	T20	69-69-70-74	282	88,000.00		
Webb Simpson	T20	72-67-71-72	282	88,000.00		
Scott Jamieson	T23	70-69-72-72	283	83,000.00		
Matteo Manassero	T23	71-71-75-66	283	83,000.00		
Hunter Mahan	T25	67-72-71-74	284	79,000.00		
Scott Piercy	T25	70-73-69-72	284	79,000.00		
Lee Westwood	T25	73-69-71-71	284	79,000.00		
Ernie Els	T28	73-69-72-71	285	75,000.00		
Russell Henley	T28	70-72-70-73	285	75,000.00		
John Huh	T28	71-67-71-76	285	5,000.00		
Francesco Molinari	T28	78-66-72-69	285	75,000.00		
Ian Poulter	T28	68-70-72-75	285	75,000.00		
Jason Day	T33	74-66-75-71	286	71,500.00		
Louis Oosthuizen	T33	70-75-69-72	286	\$71,500.00		
Rickie Fowler	T35	69-69-71-78	287	68,500.00		
Jim Furyk	T35	72-70-72-73	287	68,500.00		
Brian Gay	T35	70-76-69-72	287	68,500.00		
Matt Kuchar	T35	72-72-72-71	287	68,500.00		
Padraig Harrington	T39	76-72-68-72	288	64,500.00		
David Lynn	T39	71-70-76-71	288	64,500.00		
Marcel Siem	T39	75-73-70-70	288	64,500.00		
Bo Van Pelt	T39	68-75-71-74	288	64,500.00		
Luke Donald	T43	70-76-71-72	289	60,500.00		
Gonzalo Fdez-Castano ..	T43	72-70-73-74	289	60,500.00		
Bill Haas	T43	72-73-72-72	289	60,500.00		
Chris Wood	T43	71-74-71-73	289	60,500.00		
Zach Johnson	T47	71-67-77-75	290	57,500.00		
Geoff Ogilvy	T47	69-74-73-74	290	57,500.00		
Branden Grace	T49	73-74-72-72	291	54,500.00		
Martin Kaymer	T49	76-68-73-74	291	54,500.00		
Carl Pettersson	T49	71-75-71-74	291	54,500.00		
Nick Watney	T49	69-71-77-74	291	54,500.00		
George Coetzee	T53	70-69-73-80	292	50,600.00		
Stephen Gallacher	T53	74-75-69-74	292	50,600.00		
Ryan Moore	T53	73-71-72-76	292	50,600.00		
Thorbjorn Olesen	T53	75-75-70-72	292	50,600.00		
Thaworn Wiratchant	T53	69-69-77-77	292	50,600.00		
Mike Hendry	T58	72-66-78-77	293	48,750.00		
Paul Lawrie	T58	78-73-72-70	293	48,750.00		
Tim Clark	T60	72-73-71-79	295	47,500.00		
Marcus Fraser	T60	73-72-77-73	295	47,500.00		
John Merrick	T60	75-72-72-76	295	47,500.00		
Rafael Cabrera Bello	T63	71-74-76-78	299	46,250.00		
Jamie Donaldson	T63	72-77-76-74	299	46,250.00		
Robert Garrigus	65	75-75-74-76	300	45,500.00		

2012 Cadillac Championship

TPC Blue Monster at Doral, Miami, FL

Purse: \$8,500,000 Par/Yards: 36-36-72/7,334 March 5-11, 2012

LEADERS		First Round	Second Round	Third Round	
	Jason Dufner	66 (-6)	Bubba Watson	132 (-12)	
	Adam Scott	66 (-6)	Justin Rose	133 (-11)	
	Thomas Bjorn	68 (-4)	Adam Scott	134 (-10)	
	Charl Schwartzel	68 (-4)	Peter Hanson	135 (-9)	
	Aaron Baddeley	69 (-3)	Thomas Bjorn	136 (-8)	
	Keegan Bradley	69 (-3)	Keegan Bradley	136 (-8)	
	Miguel A. Jimenez	69 (-3)			
	Juvic Pagunsan	69 (-3)			
	Alvaro Quiros	69 (-3)			
	Justin Rose	69 (-3)			
	Kyle Stanley	69 (-3)			
	Steve Stricker	69 (-3)			
				Bubba Watson	199 (-17)
				Keegan Bradley	202 (-14)
				Justin Rose	202 (-14)
				Peter Hanson	204 (-12)
				Zach Johnson	205 (-11)
				Matt Kuchar	205 (-11)



CUT: No cut. Seventy-two of 74 players completed 72 holes.

WEATHER: Thursday: Mostly cloudy and windy. High of 80. Winds E 15-25 mph, with gusts up to 31 mph. Friday: Mostly cloudy and windy. High of 80. Winds E 15-25 mph, with gusts up to 31 mph. Saturday: Partly cloudy with a high of 82. Winds E 10-15 mph. Sunday: Partly cloudy with afternoon showers. High of 80. Winds E 15-25 mph.

Winner: Justin Rose 69-64-69-70 272 \$1,400,000.00

JUSTIN ROSE	1	69-64-69-70	272	\$1,400,000.00	Nicolas Colsaerts	T35	73-70-70-71	284	\$60,500.00
Bubba Watson	2	70-62-67-74	273	845,000.00	Branden Grace	T35	78-72-64-70	284	60,500.00
Rory McIlroy	3	73-69-65-67	274	516,000.00	Dustin Johnson	T35	75-68-73-68	284	60,500.00
Peter Hanson	T4	70-65-69-71	275	362,500.00	Juvic Pagunsan	T35	69-71-72-72	284	60,500.00
Charl Schwartzel	T4	68-69-70-68	275	362,500.00	Chez Reavie	T35	78-68-67-71	284	60,500.00
Luke Donald	T6	70-68-69-69	276	260,000.00	Webb Simpson	T35	75-66-66-77	284	60,500.00
John Senden	T6	76-67-68-65	276	260,000.00	Darren Clarke	T43	74-74-68-69	285	55,500.00
Keegan Bradley	T8	69-67-66-75	277	165,000.00	Phil Mickelson	T43	72-71-71-71	285	55,500.00
Matt Kuchar	T8	72-67-66-72	277	165,000.00	Rickie Fowler	T45	74-70-72-70	286	52,000.00
Steve Stricker	T8	69-70-69-69	277	165,000.00	Retief Goosen	T45	74-71-71-70	286	52,000.00
Bo Van Pelt	T8	73-65-70-69	277	165,000.00	Miguel A. Jimenez	T45	69-71-73-73	286	52,000.00
Aaron Baddeley	12	69-74-68-67	278	120,000.00	Brandt Snedeker	T45	75-69-70-72	286	52,000.00
Graeme McDowell	T13	75-67-67-70	279	101,000.00	Mark Wilson	T45	72-70-72-72	286	52,000.00
Francesco Molinari	T13	75-68-71-65	279	101,000.00	Hennie Otto	50	73-66-71-77	287	49,000.00
Adam Scott	T13	66-68-74-71	279	101,000.00	Paul Casey	T51	76-71-68-73	288	46,875.00
Johnson Wagner	T13	70-69-67-73	279	101,000.00	Ben Crane	T51	73-71-73-71	288	46,875.00
Charles Howell III	T17	70-67-71-72	280	92,000.00	K.T. Kim	T51	74-72-70-72	288	46,875.00
Zach Johnson	T17	70-68-67-75	280	92,000.00	Kyle Stanley	T51	69-69-76-74	288	46,875.00
Nick Watney	T17	71-73-69-67	280	92,000.00	Gonzalo Fdez-Castano ..	T55	74-70-73-72	289	45,250.00
Greg Chalmers	T20	71-70-68-72	281	85,000.00	Geoff Ogilvy	T55	73-73-70-73	289	45,250.00
Jason Day	T20	73-67-70-71	281	85,000.00	Jbe' Kruger	T57	72-71-73-74	290	44,250.00
Robert Karlsson	T20	75-68-70-68	281	85,000.00	Alvaro Quiros	T57	69-74-71-76	290	44,250.00
Martin Kaymer	T20	73-64-70-74	281	85,000.00	Y.E. Yang	59	72-67-76-76	291	43,500.00
Thomas Bjorn	T24	68-68-75-71	282	76,000.00	Sergio Garcia	T60	75-74-68-76	293	42,000.00
Marcus Fraser	T24	76-68-69-69	282	76,000.00	Paul Lawrie	T60	70-74-72-77	293	42,000.00
Martin Laird	T24	72-73-66-71	282	76,000.00	Louis Oosthuizen	T60	77-70-74-72	293	42,000.00
Hunter Mahan	T24	71-72-66-73	282	76,000.00	Ian Poulter	T60	76-77-71-69	293	42,000.00
Robert Rock	T24	75-70-68-69	282	76,000.00	Tadahiro Takayama	T60	74-73-75-71	293	42,000.00
Jason Dufner	T29	66-72-73-72	283	67,500.00	Rafael Cabrera Bello	65	75-70-75-74	294	40,500.00
Bill Haas	T29	74-70-70-69	283	67,500.00	Pablo Larrazabal	T66	76-73-71-75	295	39,750.00
Anders Hansen	T29	70-72-69-72	283	67,500.00	Vijay Singh	T66	75-73-72-75	295	39,750.00
Garth Mulroy	T29	73-71-69-70	283	67,500.00	Fredrik Jacobson	68	72-76-71-77	296	39,000.00
Lee Westwood	T29	76-67-68-72	283	67,500.00	Alexander Noren	69	74-75-72-76	297	38,500.00
Gary Woodland	T29	71-70-70-72	283	67,500.00	Tetsuji Hiratsuka	70	78-73-70-77	298	38,000.00
Jonathan Byrd	T35	72-70-70-72	284	60,500.00	Sang-Moon Bae	71	79-76-73-71	299	37,750.00
K.J. Choi	T35	74-67-70-73	284	60,500.00	Simon Dyson	72	74-72-73-81	300	37,500.00


2011 Cadillac Championship

TPC Blue Monster at Doral, Miami, FL

Purse: \$8,500,000 Par/Yards: 36-36-72/7,334 March 7-13, 2011

LEADERS	First Round	Second Round	Third Round
	Hunter Mahan 64 (-8)	Hunter Mahan 135 (-9)	Dustin Johnson 203 (-13)
	Ryo Ishikawa 65 (-7)	Martin Kaymer 136 (-8)	Luke Donald 205 (-11)
	Martin Kaymer 66 (-6)	Francesco Molinari 136 (-8)	Matt Kuchar 205 (-11)
	Luke Donald 67 (-5)	Matt Kuchar 137 (-7)	Nick Watney 205 (-11)
	Charley Hoffman 67 (-5)	Martin Laird 137 (-7)	Hunter Mahan 206 (-10)
	Martin Laird 67 (-5)	Rory McIlroy 137 (-7)	Rory McIlroy 206 (-10)
	Nick Watney 67 (-5)	Nick Watney 137 (-7)	Francesco Molinari 206 (-10)
			Adam Scott 206 (-10)

CUT: No cut. All 66 players finished 72 holes.



WEATHER: Thursday: Sunny and cooler. High of 71. Winds NNW at 10-20 mph. The first round was suspended due to a lightning in the area at 11:45 a.m., with wind gusts reaching 52 mph. Play resumed at 2:30 p.m. and was suspended due to darkness at 6:15 p.m. with just 11 players having completed their round. Friday: The first round resumed at 8:32 a.m. and the second round began on schedule with 11:25 a.m. as the first tee time. Sunny and cooler. High of 71. Winds NNW at 10-20 mph. Saturday: Sunny. High of 75. Winds NE at 10-15 mph. Sunday: Mostly sunny. High of 78. Winds E at 10-15 mph.

Winner: Nick Watney 67-70-68-67 272 \$1,400,000

NICK WATNEY	1	67-70-68-67	272	\$1,400,000.00					
Dustin Johnson	2	69-69-65-71	274	850,000.00	Jhonattan Vegas	T31	69-74-69-74	286	\$69,500.00
Anders Hansen	T3	71-69-68-67	275	465,000.00	Thomas Aiken	T35	68-75-74-70	287	65,500.00
Francesco Molinari	T3	68-68-70-69	275	465,000.00	Kevin Na	T35	74-75-69-69	287	65,500.00
Matt Kuchar	5	68-69-68-71	276	350,000.00	Bo Van Pelt	T35	71-74-66-76	287	65,500.00
Luke Donald	T6	67-72-66-72	277	271,000.00	Camilo Villegas	T35	71-71-73-72	287	65,500.00
Adam Scott	T6	68-70-68-71	277	271,000.00	K.J. Choi	T39	73-69-72-74	288	62,000.00
Rickie Fowler	8	71-73-68-66	278	200,000.00	Edoardo Molinari	T39	71-73-70-74	288	62,000.00
Hunter Mahan	9	64-71-71-73	279	175,000.00	Y.E. Yang	T39	73-72-72-71	288	62,000.00
Jonathan Byrd	T10	70-74-68-68	280	129,000.00	Ryo Ishikawa	T42	65-76-70-78	289	59,000.00
Padraig Harrington	T10	68-71-68-73	280	129,000.00	Graeme McDowell	T42	70-73-71-75	289	59,000.00
Martin Laird	T10	67-70-70-73	280	129,000.00	Justin Rose	T42	77-71-70-71	289	59,000.00
Rory McIlroy	T10	68-69-69-74	280	129,000.00	Jason Day	T45	71-76-71-72	290	55,500.00
Tiger Woods	T10	70-74-70-66	280	129,000.00	Marcus Fraser	T45	69-78-71-72	290	55,500.00
Robert Allenby	T15	72-72-69-68	281	100,000.00	D.A. Points	T45	68-72-71-79	290	55,500.00
Ernie Els	T15	69-70-73-69	281	100,000.00	Ian Poulter	T45	73-70-74-73	290	55,500.00
Kevin Streelman	T15	68-72-72-69	281	100,000.00	S.S.P. Chowrasia	T49	74-72-72-73	291	50,500.00
Paul Casey	T18	70-71-69-72	282	89,000.00	Jim Furyk	T49	74-71-71-75	291	50,500.00
Louis Oosthuizen	T18	71-73-67-71	282	89,000.00	Kyung-tae Kim	T49	73-70-73-75	291	50,500.00
Steve Stricker	T18	68-71-69-74	282	89,000.00	Geoff Ogilvy	T49	76-73-72-70	291	50,500.00
Lee Westwood	T18	70-74-70-68	282	89,000.00	Ryan Palmer	T49	73-73-68-77	291	50,500.00
Ryan Moore	T22	70-74-70-69	283	83,000.00	Mark Wilson	T49	72-75-71-73	291	50,500.00
Vijay Singh	T22	68-72-68-75	283	83,000.00	Peter Hanson	T55	73-73-73-73	292	45,500.00
Charley Hoffman	T24	67-75-73-69	284	77,250.00	Yuta Ikeda	T55	74-73-74-71	292	45,500.00
Zach Johnson	T24	72-75-68-69	284	77,250.00	Miguel A. Jimenez	T55	71-72-73-76	292	45,500.00
Martin Kaymer	T24	66-70-74-74	284	77,250.00	Phil Mickelson	T55	73-71-72-76	292	45,500.00
Charl Schwartzel	T24	71-71-75-67	284	77,250.00	Seung-yul Noh	59	72-70-79-72	293	43,000.00
Aaron Baddeley	T28	72-66-73-74	285	73,000.00	Anthony Kim	60	80-74-68-72	294	42,500.00
Thomas Bjorn	T28	71-73-70-71	285	73,000.00	Rhys Davies	T61	73-76-72-74	295	41,500.00
Rory Sabbatini	T28	74-74-67-70	285	73,000.00	Ross Fisher	T61	69-76-76-74	295	41,500.00
Retief Goosen	T31	69-76-68-73	286	69,500.00	Hirofumi Fujita	T61	71-73-74-77	295	41,500.00
Bill Haas	T31	74-68-71-73	286	69,500.00	Alvaro Quiros	T64	70-77-74-75	296	40,250.00
Robert Karlsson	T31	69-73-71-73	286	69,500.00	Peter Senior	T64	75-73-73-75	296	40,250.00
					Jeff Overton	66	75-77-73-73	298	39,750.00

2010 CA Championship

TPC Blue Monster, Doral Golf Resort & Spa Purse: \$8,500,000 Par/Yards: 36-36-72/7,266 March 11-14, 2010

LEADERS		First Round	Second Round	Third Round
	Charl Schwartzel.....	67 (-5)	Ernie Els	Charl Schwartzel.....
	Robert Allenby.....	68 (-4)	134 (-10)	204 (-12)
	Vijay Singh.....	68 (-4)	Robert Allenby.....	Ernie Els
	Ernie Els	68 (-4)	Bill Haas.....	204 (-12)
			Charl Schwartzel.....	Padraig Harrington.....
			Soren Hansen.....	205 (-11)
			Padraig Harrington.....	Robert Allenby.....
				206 (-10)
				Bill Haas.....
				207 (-9)

CUT: There was no cut. All 68 players completed 72 holes.

WEATHER: Thursday: Highs in the upper 70s with wind gusts to 25-30 mph. Friday: Temperatures in the lower 80s with S-SW winds at 15-25 mph. Rain began in the afternoon, with total rainfall of 1.15 inches. With the rain, temperatures dropped into the mid-60s. Play was suspended at 1:28 p.m. due to dangerous weather with 10 of the 23 groups completing play. Play resumed at 1:50 p.m. and was suspended again at 2:37 p.m. with 17 of the 23 groups completing play. Play resumed at 5:12 p.m. Saturday: Mostly sunny skies with a high in the upper 70s and W winds at 10-20 mph. Sunday: Mostly sunny with temperatures reaching the upper 70s with W winds increasing to 12-22 mph.



Winner: Ernie Els 68-66-70-66 270 \$1,400,000.00

ERNIE ELS	1	68-66-70-66	270	\$1,400,000.00	Lee Westwood.....	T30	74-68-74-69	285	\$70,000.00
Charl Schwartzel.....	2	67-70-67-70	274	850,000.00	Y.E. Yang.....	T30	73-72-75-65	285	70,000.00
Martin Kaymer.....	T3	70-72-66-69	277	426,666.67	Stewart Cink.....	T37	75-74-72-65	286	62,500.00
Matt Kuchar.....	T3	71-71-67-68	277	426,666.67	Ben Crane.....	T37	74-73-69-70	286	62,500.00
Padraig Harrington.....	T3	70-68-67-72	277	426,666.66	Gonzalo Fdez-Castano..	T37	72-68-71-75	286	62,500.00
Paul Casey.....	T6	69-72-68-69	278	214,300.00	Jim Furyk.....	T37	70-76-69-71	286	62,500.00
Bill Haas.....	T6	71-66-70-71	278	214,300.00	Sergio Garcia.....	T37	74-72-71-69	286	62,500.00
Graeme McDowell.....	T6	74-68-70-66	278	214,300.00	Zach Johnson.....	T37	76-70-71-69	286	62,500.00
Alistair Presnell.....	T6	72-70-72-64	278	214,300.00	Ian Poulter.....	T37	72-78-72-64	286	62,500.00
Alvaro Quiros.....	T6	72-69-69-68	278	214,300.00	Henrik Stenson.....	T37	71-72-71-72	286	62,500.00
John Senden.....	T11	69-70-71-69	279	126,666.67	Ross Fisher.....	T45	73-72-70-72	287	56,000.00
Vijay Singh.....	T11	68-71-70-70	279	126,666.67	Anders Hansen.....	T45	76-70-74-67	287	56,000.00
Robert Allenby.....	T11	68-67-71-73	279	126,666.66	Geoff Ogilvy.....	T45	72-71-75-69	287	56,000.00
Phil Mickelson.....	T14	71-69-72-68	280	107,500.00	Ryan Palmer.....	T45	79-68-72-68	287	56,000.00
Francesco Molinari.....	T14	69-71-72-68	280	107,500.00	Kenny Perry.....	T45	73-74-68-72	287	56,000.00
Steve Stricker.....	T16	73-69-71-68	281	97,500.00	Angel Cabrera.....	T50	74-71-70-73	288	50,500.00
Camilo Villegas.....	T16	72-68-70-71	281	97,500.00	Simon Dyson.....	T50	72-73-73-70	288	50,500.00
Jason Dufner.....	T18	73-69-75-65	282	89,000.00	Jerry Kelly.....	T50	70-72-73-73	288	50,500.00
Soren Hansen.....	T18	69-69-71-73	282	89,000.00	Kevin Na.....	T50	78-70-70-70	288	50,500.00
J.B. Holmes.....	T18	69-70-73-70	282	89,000.00	Adam Scott.....	T50	74-69-71-74	288	50,500.00
Sean O'Hair.....	T18	71-71-74-66	282	89,000.00	David Toms.....	T50	72-72-72-72	288	50,500.00
Tim Clark.....	T22	70-69-74-70	283	81,000.00	Lucas Glover.....	T56	72-72-71-75	290	45,500.00
Yuta Ikeda.....	T22	71-68-74-70	283	81,000.00	Retief Goosen.....	T56	76-71-73-70	290	45,500.00
Anthony Kim.....	T22	71-73-71-68	283	81,000.00	Thongchai Jaidee.....	T56	73-72-73-72	290	45,500.00
Heath Slocum.....	T22	74-71-70-68	283	81,000.00	Dustin Johnson.....	T56	69-72-76-73	290	45,500.00
Luke Donald.....	T26	70-75-69-70	284	75,500.00	Soren Kjeldsen.....	60	74-78-73-66	291	43,000.00
Peter Hanson.....	T26	74-66-74-70	284	75,500.00	Edoardo Molinari.....	61	72-74-72-74	292	42,500.00
Nick Watney.....	T26	73-72-71-68	284	75,500.00	Robert Karlsson.....	62	78-70-73-72	293	42,000.00
Mike Weir.....	T26	73-66-75-70	284	75,500.00	Miguel A. Jimenez.....	T63	73-75-73-73	294	41,250.00
Brian Gay.....	T30	74-69-74-68	285	70,000.00	Marc Leishman.....	T63	78-73-71-72	294	41,250.00
WC Liang.....	T30	72-69-71-73	285	70,000.00	Steve Marino.....	T65	75-71-77-72	295	40,625.00
Hunter Mahan.....	T30	72-70-69-74	285	70,000.00	Rory McIlroy.....	T65	76-73-73-73	295	40,625.00
Ross McGowan.....	T30	76-71-70-68	285	70,000.00	Oliver Wilson.....	67	78-74-77-67	296	40,250.00
Scott Verplank.....	T30	76-72-69-68	285	70,000.00	Michael Sim.....	68	75-74-77-74	300	40,000.00

2009 CA Championship


Doral Golf Resort & Spa (Blue Course)

Purse: \$8,500,000

Par/Yards: 36-36-72/7,266

March 12-15, 2009

LEADERS	First Round	Second Round	Third Round
Jeev Milkha Singh.....	65 (-7)	Phil Mickelson..... 131 (-13)	Phil Mickelson..... 200 (-16)
Retief Goosen.....	65 (-7)	Nick Watney..... 133 (-11)	Nick Watney..... 200 (-16)
Prayad Marksaeng.....	65 (-7)	Kenny Perry..... 134 (-10)	Jeev Milkha Singh..... 204 (-12)
Phil Mickelson..... 65 (-7)		Rory McIlroy..... 134 (-10)	Camilo Villegas..... 204 (-12)
Nick Watney.....	66 (-6)	Prayad Marksaeng..... 135 (-9)	Five players at..... 205 (-11)
Rod Pampling.....	66 (-6)	Camilo Villegas..... 135 (-9)	
James Kingston.....	66 (-6)	Rod Pampling..... 135 (-9)	
Padraig Harrington.....	66 (-6)		



CUT: There was no cut. 79 of 80 professionals completed 72 holes.

WEATHER: Thursday: Partly cloudy and warm with a high of 81. Winds E 10-18 mph. Friday: Partly cloudy with light sprinkles and a high of 80. E-SE winds 10-18 mph. Saturday: Partly cloudy with a high of 82. Winds SE 12-20 mph. Sunday: Partly cloudy with a high of 84. Winds SE 12-20 mph.

Winner: Phil Mickelson 65-66-69-69 269 \$1,400,000.00

PHIL MICKELSON..... 1	65-66-69-69	269	\$1,400,000.00	Ken Duke.....	T40	71-75-67-71	284	\$58,500.00	
Nick Watney.....	2	66-67-67-70	270	820,000.00	Richard Finch.....	T40	72-72-69-71	284	58,500.00
Jim Furyk.....	3	68-68-69-67	272	470,000.00	Peter Hanson.....	T40	70-74-72-68	284	58,500.00
Jeev M. Singh.....	4	65-71-68-70	274	360,000.00	Ryuji Imada.....	T40	70-71-69-74	284	58,500.00
Camilo Villegas.....	T5	67-68-69-71	275	275,000.00	Geoff Ogilvy.....	T40	73-69-70-72	284	58,500.00
Oliver Wilson.....	T5	67-70-72-66	275	275,000.00	Mark Brown.....	T46	73-71-68-73	285	52,000.00
Thomas Aiken.....	T7	74-66-71-65	276	192,500.00	Darren Clarke.....	T46	74-71-71-69	285	52,000.00
Soren Kjeldsen.....	T7	70-66-69-71	276	192,500.00	Ross Fisher.....	T46	71-69-72-73	285	52,000.00
Justin Leonard.....	T9	69-69-68-71	277	142,500.00	Shingo Katayama.....	T46	70-70-72-73	285	52,000.00
Rod Pampling.....	T9	66-69-71-71	277	142,500.00	Garth Mulroy.....	T46	70-70-72-73	285	52,000.00
Kenny Perry.....	T9	70-64-71-72	277	142,500.00	Andres Romero.....	T46	67-71-77-70	285	52,000.00
Tiger Woods.....	T9	71-70-68-68	277	142,500.00	D.J. Trahan.....	T46	77-71-66-71	285	52,000.00
Soren Hansen.....	T13	74-69-64-71	278	97,142.86	Chad Campbell.....	T53	72-70-70-74	286	46,000.00
Prayad Marksaeng.....	T13	65-70-72-71	278	97,142.86	Zach Johnson.....	T53	70-72-72-72	286	46,000.00
Sean O'Hair.....	T13	67-70-74-67	278	97,142.86	Hunter Mahan.....	T53	71-74-68-73	286	46,000.00
Ian Poulter.....	T13	69-67-73-69	278	97,142.86	Rory Sabbatini.....	T53	69-74-74-69	286	46,000.00
Steve Stricker.....	T13	69-70-70-69	278	97,142.86	Vijay Singh.....	T53	69-72-71-74	286	46,000.00
Charley Hoffman.....	T13	68-70-67-73	278	97,142.85	Anthony Kim.....	58	71-69-72-75	287	43,000.00
Alvaro Quiros.....	T13	72-64-69-73	278	97,142.85	K.J. Choi.....	T59	73-73-72-70	288	41,500.00
Luke Donald.....	T20	69-70-68-72	279	80,142.86	Stewart Cink.....	T59	73-73-69-73	288	41,500.00
Ernie Els.....	T20	70-71-68-70	279	80,142.86	Stuart Appleby.....	T61	71-71-69-78	289	39,550.00
Padraig Harrington.....	T20	66-71-71-71	279	80,142.86	Dudley Hart.....	T61	71-75-73-70	289	39,550.00
Louis Oosthuizen.....	T20	67-69-73-70	279	80,142.86	Kevin Sutherland.....	T61	74-76-68-71	289	39,550.00
Justin Rose.....	T20	73-70-68-68	279	80,142.86	Boo Weekley.....	T61	69-75-75-70	289	39,550.00
James Kingston.....	T20	66-74-67-72	279	80,142.85	Lee Westwood.....	T61	71-71-78-69	289	39,550.00
Rory McIlroy.....	T20	68-66-72-73	279	80,142.85	Retief Goosen.....	T66	65-76-73-76	290	38,125.00
Tim Clark.....	27	71-71-69-69	280	74,000.00	Wen-Tang Lin.....	T66	75-70-70-75	290	38,125.00
Robert Allenby.....	T28	69-71-72-69	281	72,000.00	Graeme McDowell.....	T66	73-74-70-73	290	38,125.00
Ben Curtis.....	T28	71-69-71-70	281	72,000.00	Adam Scott.....	T66	71-76-72-71	290	38,125.00
Davis Love III.....	T28	70-71-70-70	281	72,000.00	Trevor Immelman.....	T70	74-76-72-69	291	37,375.00
Briny Baird.....	T31	70-68-71-73	282	68,500.00	John Rollins.....	T70	76-71-71-73	291	37,375.00
Paul Casey.....	T31	71-66-72-73	282	68,500.00	Bubba Watson.....	72	72-71-74-75	292	37,000.00
Sergio Garcia.....	T31	72-72-68-70	282	68,500.00	Richard Sterne.....	73	70-76-72-75	293	36,750.00
Robert Karlsson.....	T31	71-70-72-69	282	68,500.00	Y.E. Yang.....	74	73-70-73-78	294	36,500.00
Dustin Johnson.....	T35	70-66-71-76	283	64,000.00	Miguel A. Jimenez.....	75	69-72-76-78	295	36,250.00
Martin Kaymer.....	T35	73-68-70-72	283	64,000.00	Azuma Yano.....	76	77-71-76-73	297	36,000.00
Pat Perez.....	T35	70-68-72-73	283	64,000.00	Billy Mayfair.....	T77	75-72-75-76	298	35,625.00
Carl Pettersson.....	T35	74-69-69-71	283	64,000.00	Henrik Stenson.....	T77	69-73-73-83	298	35,625.00
Mike Weir.....	T35	71-69-70-73	283	64,000.00	Pablo Larrazabal.....	79	76-71-75-77	299	35,250.00
Stephen Ames.....	T40	72-70-71-71	284	58,500.00					

2008 CA Championship

Doral Golf Resort & Spa (Blue Course) Purse: \$8,000,000 Par/Yards: 36-36-72/7,266 March 20-24, 2008

LEADERS	First Round	Second Round	Third Round
Geoff Ogilvy	65 (-7)	Geoff Ogilvy	Geoff Ogilvy
Miguel Angel Jimenez	65 (-7)	Tiger Woods	Vijay Singh
Stewart Cink	66 (-6)	Adam Scott	Graeme Storm
Phil Mickelson	67 (-5)	Robert Karlsson	Retief Goosen
Adam Scott	67 (-5)	Jeev Singh	Jim Furyk
Anders Hansen	67 (-5)	Anders Hansen	Adam Scott
Tiger Woods	67 (-5)		Tiger Woods
Nick O'Hern	67 (-5)		Anders Hansen

CUT: There was no cut. 78 of 79 professionals completed 72 holes.



WEATHER: Thursday: Mostly cloudy. High of 83. Friday: Partly cloudy and breezy. High of 78. Winds E 10-20 mph. Saturday: Mostly cloudy early with heavy afternoon thunderstorms. Play was suspended for the day at 1:15 p.m. with 61 players yet to complete their round. High of 83. Sunday: Third round resumed at 9 a.m., with the final round beginning at 11:45 a.m. Play suspended due to a dangerous situation at 2:21 p.m. and then resumed at 5:10 p.m. Play suspended at 7:20 p.m. High of 82. Monday: Final round resumed at 8:30 a.m. and ended at 10:41 a.m.

Winner: Geoff Ogilvy 65-67-68-71 271 \$1,350,000.00


GEOFF OGILVY	1	65-67-68-71	271	\$1,350,000.00	J.B. Holmes	T40	69-72-75-68	284	\$52,500.00
Jim Furyk	T2	69-71-64-68	272	530,000.00	Trevor Immelman	T40	70-74-70-70	284	52,500.00
Retief Goosen	T2	71-69-64-68	272	530,000.00	Brendan Jones	T40	76-75-66-67	284	52,500.00
Vijay Singh	T2	73-68-63-68	272	530,000.00	Scott Verplank	T40	71-70-74-69	284	52,500.00
Tiger Woods	5	67-66-72-68	273	285,000.00	Woody Austin	T44	70-70-74-71	285	48,875.00
Steve Stricker	T6	71-68-73-63	275	198,333.34	Niclas Fasth	T44	72-69-70-74	285	48,875.00
Nick O'Hern	T6	67-75-67-66	275	198,333.33	Hunter Mahan	T44	72-72-71-70	285	48,875.00
Graeme Storm	T6	71-70-63-71	275	198,333.33	Richard Sterne	T44	71-77-67-70	285	48,875.00
Zach Johnson	T9	69-72-67-68	276	147,500.00	Graeme McDowell	T48	72-71-70-73	286	47,000.00
Adam Scott	T9	67-68-69-72	276	147,500.00	Andrew McLardy	T48	74-74-70-68	286	47,000.00
Soren Kjeldsen	11	69-71-71-66	277	125,000.00	Brandt Snedeker	T48	74-70-72-70	286	47,000.00
K.J. Choi	T12	70-70-67-71	278	106,166.67	Paul Casey	T51	72-75-67-73	287	44,750.00
Anders Hansen	T12	67-71-67-73	278	106,166.67	S.S.P. Chowrasia	T51	74-73-68-72	287	44,750.00
Tim Clark	T12	71-69-66-72	278	106,166.66	Nick Dougherty	T51	70-73-71-73	287	44,750.00
Stephen Ames	T15	73-68-68-70	279	86,700.00	Richard Green	T51	74-72-71-70	287	44,750.00
Aaron Baddeley	T15	69-74-70-66	279	86,700.00	Charles Howell III	T51	69-76-72-70	287	44,750.00
Sergio Garcia	T15	69-73-69-68	279	86,700.00	Arron Oberholser	T51	72-70-72-73	287	44,750.00
Gregory Havret	T15	68-74-68-69	279	86,700.00	Martin Kaymer	T57	68-74-73-73	288	42,250.00
Justin Rose	T15	70-71-70-68	279	86,700.00	Ian Poulter	T57	71-72-72-73	288	42,250.00
Robert Allenby	T20	69-75-66-70	280	75,000.00	Henrik Stenson	T57	72-72-76-68	288	42,250.00
Stewart Cink	T20	66-74-71-69	280	75,000.00	D.J. Trahan	T57	74-73-75-66	288	42,250.00
Luke Donald	T20	68-72-70-70	280	75,000.00	Peter Hanson	T61	71-74-73-73	291	40,250.00
Phil Mickelson	T20	67-74-70-69	280	75,000.00	Chapchai Nirat	T61	70-70-74-77	291	40,250.00
John Rollins	T20	74-71-67-68	280	75,000.00	Paul Sheehan	T61	72-73-72-74	291	40,250.00
Mike Weir	T20	73-69-67-71	280	75,000.00	Brett Wetterich	T61	70-74-76-71	291	40,250.00
Miguel A. Jimenez	T26	65-74-71-71	281	66,500.00	Jonathan Byrd	T65	74-74-72-72	292	38,500.00
Jeev M. Singh	T26	68-70-70-73	281	66,500.00	Anton Haig	T65	72-80-73-67	292	38,500.00
Toru Taniguchi	T26	68-73-72-68	281	66,500.00	Colin Montgomerie	T65	75-74-70-73	292	38,500.00
Camilo Villegas	T26	71-72-68-70	281	66,500.00	Louis Oosthuizen	T68	74-72-70-77	293	37,625.00
Mark Calcavecchia	T30	68-71-71-72	282	62,500.00	Liang Wen-chong	T68	74-74-71-74	293	37,625.00
Robert Karlsson	T30	68-70-70-74	282	62,500.00	Soren Hansen	T70	77-77-68-72	294	37,000.00
Andres Romero	T30	68-72-73-69	282	62,500.00	James Kingston	T70	74-75-68-77	294	37,000.00
Boo Weekley	T30	72-73-69-68	282	62,500.00	Rory Sabbatini	T70	72-74-69-79	294	37,000.00
Stuart Appleby	T34	73-71-68-71	283	57,500.00	Shingo Katayama	T73	75-76-72-72	295	36,375.00
Daniel Chopra	T34	72-70-69-72	283	57,500.00	Craig Parry	T73	73-75-72-75	295	36,375.00
Ross Fisher	T34	68-73-70-72	283	57,500.00	Ernie Els	75	74-75-73-74	296	36,000.00
Ryuji Imada	T34	68-73-73-69	283	57,500.00	Mark Brown	76	73-74-76-74	297	35,750.00
Justin Leonard	T34	69-74-70-70	283	57,500.00	Heath Slocum	77	74-72-78-74	298	35,500.00
Lee Westwood	T34	71-72-72-68	283	57,500.00					

2007 CA Championship

Doral Golf Resort & Spa (Blue Course) Purse: \$8,000,000 Par/Yards: 36-36-72/7,266 March 19-25, 2007

LEADERS		First Round	Second Round	Third Round
	Robert Allenby.....	67 (-5)	Tiger Woods.....137 (-7)	Tiger Woods.....205 (-11)
	Henrik Stenson.....	67 (-5)	Rod Pampling.....	Brett Wetterich.....
	Thomas Bjorn.....	68 (-4)	Aaron Baddeley.....	Nick O'Hern.....
	Aaron Baddeley.....	69 (-3)	Thomas Bjorn.....	
	Charles Howell III.....	69 (-3)	Ernie Els.....	
	Jose Maria Olazabal.....	69 (-3)	Charles Howell III.....	
	Tiger Woods.....71 (T10)		Trevor Immelman.....	
			Zach Johnson.....	
			Henrik Stenson.....	

CUT: There was no cut. 70 of 72 professionals completed 72 holes.



WEATHER: Cloudy and breezy Thursday, with a high of 76. Showers throughout the day with a total of .9 inches of rain. Wind 20-25 mph, with gusts up to 30 mph. Partly cloudy and breezy Friday, with an afternoon high in the lower 80s. Winds out of the E-NE at 15-25 mph. A few showers in late afternoon. Sunny and breezy Saturday, with an afternoon high in the low 80s. Winds out of the E-NE at 15-25 mph. A few showers throughout the day. Partly cloudy Sunday, with winds E-NE 15-25 mph and a high of 81.

Winner: Tiger Woods 71-66-68-73 278 \$1,350,000.00

TIGER WOODS.....	1	71-66-68-73	278	\$1,350,000.00					
Brett Wetterich.....	2	72-70-67-71	280	800,000.00	Chad Campbell.....	T35	75-74-72-72	293	\$56,500.00
Robert Allenby.....	T3	67-74-74-67	282	378,333.34	Jim Furyk.....	T35	70-73-72-78	293	56,500.00
Sergio Garcia.....	T3	71-70-71-70	282	378,333.33	Trevor Immelman.....	T35	72-68-74-79	293	56,500.00
Geoff Ogilvy.....	T3	72-69-71-70	282	378,333.33	Jose Maria Olazabal.....	T35	69-80-72-72	293	56,500.00
Aaron Baddeley.....	T6	69-71-71-72	283	212,500.00	Carl Pettersson.....	T35	72-72-74-75	293	56,500.00
Niclas Fasth.....	T6	72-70-70-71	283	212,500.00	Rory Sabbatini.....	T35	71-75-73-74	293	56,500.00
Nick O'Hern.....	T6	72-72-66-73	283	212,500.00	Charl Schwartzel.....	T35	75-74-70-74	293	56,500.00
Paul Casey.....	T9	76-70-66-72	284	157,500.00	Steve Stricker.....	T35	74-69-73-77	293	56,500.00
Zach Johnson.....	T9	72-68-73-71	284	157,500.00	Paul Broadhurst.....	T45	73-71-73-77	294	49,000.00
Thomas Bjorn.....	T11	68-72-71-74	285	111,000.00	Rory Sabbatini.....	T45	74-68-73-79	294	49,000.00
Ernie Els.....	T11	70-70-71-74	285	111,000.00	Johan Edfors.....	T45	74-73-74-73	294	49,000.00
Robert Karlsson.....	T11	74-74-68-69	285	111,000.00	Arron Oberholser.....	T45	74-76-71-73	294	49,000.00
Tom Pernice, Jr.....	T11	71-70-70-74	285	111,000.00	David Toms.....	T45	72-72-76-74	294	49,000.00
Vijay Singh.....	T11	74-68-69-74	285	111,000.00	John Bickerton.....	T50	77-72-74-72	295	45,000.00
Ian Poulter.....	T16	73-68-75-70	286	87,333.34	Paul Goydos.....	T50	74-75-70-76	295	45,000.00
Charles Howell III.....	T16	69-71-71-75	286	87,333.33	Louis Oosthuizen.....	T50	74-75-77-69	295	45,000.00
Dean Wilson.....	T16	73-75-66-72	286	87,333.33	Brett Quigley.....	T50	73-72-73-77	295	45,000.00
Angel Cabrera.....	T19	72-70-75-70	287	80,000.00	Mike Weir.....	T50	73-75-73-74	295	45,000.00
K.J. Choi.....	T19	71-73-71-72	287	80,000.00	J.J. Henry.....	T55	73-74-78-71	296	43,000.00
Padraig Harrington.....	T19	73-70-73-71	287	80,000.00	David Howell.....	T55	74-73-73-76	296	43,000.00
Henrik Stenson.....	T19	67-73-72-75	287	80,000.00	Colin Montgomerie.....	T55	76-72-73-75	296	43,000.00
Thongchai Jaidee.....	T23	72-74-70-72	288	74,000.00	Ben Curtis.....	T58	76-75-69-77	297	41,500.00
Phil Mickelson.....	T23	77-72-70-69	288	74,000.00	Retief Goosen.....	T58	77-70-78-72	297	41,500.00
Mark Wilson.....	T25	74-72-72-71	289	71,000.00	Nathan Green.....	T58	72-71-76-78	297	41,500.00
Luke Donald.....	T26	74-70-75-71	290	69,500.00	Charley Hoffman.....	T61	75-75-77-72	299	40,250.00
Lucas Glover.....	T26	73-73-72-72	290	69,500.00	Adam Scott.....	T61	76-71-72-80	299	40,250.00
Stephen Ames.....	T28	74-70-74-73	291	66,500.00	Tim Clark.....	T63	76-78-71-75	300	39,250.00
Rod Pampling.....	T28	70-69-74-78	291	66,500.00	Hennie Otto.....	T63	74-73-74-79	300	39,250.00
John Rollins.....	T28	73-70-70-78	291	66,500.00	Joe Durant.....	T65	73-73-77-78	301	38,000.00
Jeev M. Singh.....	T28	74-70-70-77	291	66,500.00	Anthony Wall.....	T65	80-73-75-73	301	38,000.00
Mark Calcavecchia.....	T32	74-71-70-77	292	63,000.00	Yong-Eun Yang.....	T65	76-77-73-75	301	38,000.00
Chris DiMarco.....	T32	76-72-69-75	292	63,000.00	Prom Meesawat.....	T68	74-71-82-77	304	36,750.00
Anton Haig.....	T32	75-69-74-74	292	63,000.00	Kevin Stadler.....	T68	73-71-78-82	304	36,750.00
Stuart Appleby.....	T35	79-72-71-71	293	56,500.00	Hideto Tanihara.....	70	80-75-73-77	305	36,000.00
Bart Bryant.....	T35	71-73-75-74	293	56,500.00	Michael Campbell.....	71	77-76-78-75	306	35,750.00
					Shingo Katayama.....	72	81-78-74-75	308	35,500.00

2006 American Express Championship

The Grove

Purse: \$7,500,000

Par/Yards: 35-36-71/7,125

September 28-October 1, 2006

LEADERS	First Round	Second Round	Third Round
	Tiger Woods 63 (-8)	Tiger Woods 127 (-15)	Tiger Woods 194 (-19)
	Padraig Harrington 64 (-7)	Stewart Cink 132 (-10)	Adam Scott 200 (-13)
	Ian Poulter 64 (-7)	Jim Furyk 132 (-10)	Jim Furyk 201 (-12)
	Stewart Cink 65 (-6)	David Howell 132 (-10)	Brett Quigley 201 (-12)
	Ernie Els 65 (-6)	Padraig Harrington 133 (-9)	Stewart Cink 202 (-11)

CUT: There was no cut. 60 of 62 professionals completed 72 holes.



WEATHER: Thursday: Cloudy all day with temperatures in the low 60s with very light winds. Friday: Cloudy and cooler with a high of 55. Winds S 12-18 mph with patches of rain in the late afternoon. Saturday: Cloudy and cool with a high of 56. Winds SW 10-15 mph. Sunday: Due to impending threatening weather, players were in threesomes off two tees (9-10:39 a.m.). High temperature was 62. Winds SW 10-15 mph. There were several heavy downpours and two delays due to dangerous situations. Play was suspended from 12:57-3:05 p.m. and 4:12-4:50 p.m. for a total delay of two hours, 46 minutes.

Winner: Tiger Woods 63-64-67-67 261 \$1,300,000.00

TIGER WOODS 1	63-64-67-67	261	\$1,300,000.00	Angel Cabrera	T26	71-70-67-73	281	\$66,666.66	
Ian Poulter	T2	64-71-68-66	269	610,000.00	Chad Campbell	T32	67-70-73-72	282	61,000.00
Adam Scott	T2	67-68-65-69	269	610,000.00	K.J. Choi	T32	72-66-73-71	282	61,000.00
Jim Furyk	4	67-65-69-69	270	345,000.00	Sergio Garcia	T32	69-73-71-69	282	61,000.00
Ernie Els	5	65-70-69-67	271	290,000.00	Louis Oosthuizen	T32	71-70-72-69	282	61,000.00
Stuart Appleby	T6	71-66-70-66	273	216,666.67	Lee Westwood	T32	71-66-73-72	282	61,000.00
Brett Wetterich	T6	70-66-69-68	273	216,666.67	J.J. Henry	37	70-70-70-73	283	58,000.00
Luke Donald	T6	68-70-67-68	273	216,666.66	Simon Dyson	T38	67-69-75-73	284	56,000.00
Trevor Immelman	T9	68-68-68-70	274	150,000.00	Rod Pampling	T38	70-69-72-73	284	56,000.00
Thongchai Jaidee	T9	71-67-71-65	274	150,000.00	Scott Verplank	T38	70-68-73-73	284	56,000.00
Brett Quigley	T9	70-64-67-73	274	150,000.00	Thomas Bjorn	T41	70-71-73-71	285	52,500.00
Arron Oberholser	12	69-72-66-68	275	120,000.00	Colin Montgomerie	T41	72-67-69-77	285	52,500.00
Stewart Cink	T13	65-67-70-74	276	98,375.00	Rory Sabbatini	T41	73-67-73-72	285	52,500.00
Lucas Glover	T13	69-68-68-71	276	98,375.00	Charl Schwartzel	T41	73-69-70-73	285	52,500.00
David Howell	T13	66-66-71-73	276	98,375.00	John Bickerton	T45	72-73-75-67	287	49,000.00
Henrik Stenson	T13	68-67-68-73	276	98,375.00	Retief Goosen	T45	71-70-75-71	287	49,000.00
Padraig Harrington	T17	64-69-71-73	277	85,000.00	Zach Johnson	T45	70-71-73-73	287	49,000.00
Jose Maria Olazabal	T17	70-67-71-69	277	85,000.00	Tim Herron	T48	73-69-71-75	288	46,500.00
Carl Pettersson	T17	69-70-67-71	277	85,000.00	Tom Pernice, Jr.	T48	69-70-71-78	288	46,500.00
Jyoti Randhawa	T17	66-71-71-69	277	85,000.00	Paul Broadhurst	T50	74-72-70-73	289	44,000.00
Robert Karlsson	21	67-76-72-64	279	80,000.00	Tetsuji Hiratsuka	T50	73-69-71-76	289	44,000.00
Michael Campbell	T22	69-71-69-71	280	75,000.00	Anthony Wall	T50	71-76-68-74	289	44,000.00
Chris DiMarco	T22	69-70-70-71	280	75,000.00	David Toms	53	73-75-69-73	290	42,000.00
Johan Edfors	T22	70-68-71-71	280	75,000.00	Sean O'Hair	T54	70-75-71-75	291	40,500.00
Dean Wilson	T22	71-70-70-69	280	75,000.00	Thaworn Wiratchant	T54	71-71-75-74	291	40,500.00
Bart Bryant	T26	70-74-67-70	281	66,666.67	Paul Casey	T56	74-75-72-71	292	38,500.00
Tim Clark	T26	68-70-73-70	281	66,666.67	Vijay Singh	T56	73-75-72-72	292	38,500.00
Darren Clarke	T26	68-71-72-70	281	66,666.67	Craig Parry	58	74-74-70-75	293	37,000.00
Nick O'Hern	T26	67-69-75-70	281	66,666.67	Gregory Bourdy	T59	74-77-71-75	297	35,500.00
Robert Allenby	T26	69-73-69-70	281	66,666.66	Toru Taniguchi	T59	73-73-76-75	297	35,500.00

2005 American Express Championship

Harding Park Golf Course

Purse: \$7,500,000

Par/Yards: 35-35-70/7,266

October 6-9, 2005

LEADERS		First Round	Second Round	Third Round
	Colin Montgomerie	64 (-6)	Colin Montgomerie	133 (-7)
	Olin Browne	67 (-3)	John Daly	134 (-6)
	Mark Calcavecchia	67 (-3)	David Howell	134 (-6)
	Chad Campbell	67 (-3)	Angel Cabrera	135 (-5)
	John Daly	67 (-3)	Mark Calcavecchia	135 (-5)
	Fred Funk	67 (-3)	Fred Funk	135 (-5)
	Sergio Garcia	67 (-3)	Jim Furyk	135 (-5)
	David Howell	67 (-3)	Sean O'Hair	135 (-5)
	Rod Pampling	67 (-3)	Tiger Woods	135 (-5)
	Ian Poulter	67 (-3)		
	Vijay Singh	67 (-3)		
	Tiger Woods	67 (-3)		
				John Daly
				201 (-9)
				Colin Montgomerie
				202 (-8)
				Sergio Garcia
				203 (-7)
				Tiger Woods
				203 (-7)

CUT: There was no cut. 69 of 71 professionals completed 72 holes.



WEATHER: Thursday: Sunny and unseasonably warm with a high of 73 degrees. Cooling temperatures in the afternoon. Winds WNW 10-15 mph. Friday: Patchy fog in the morning. Cloudy most of the day with a high of 61. Winds WNW 10-15 mph. Saturday: Mostly sunny and cool with a high of 64 degrees. Winds WNW 15 mph with gusts up to 25 mph. Sunday: Mostly sunny with temperatures reaching 68 degrees. Winds NW 10-12 mph.

Winner: Tiger Woods 67-68-68-67 270 \$1,300,000.00
(Def. John Daly with a par-4 on the second playoff hole)

TIGER WOODS	1	67-68-68-67	270	\$1,300,000.00					
John Daly	2	67-67-67-69	270	750,000.00	Sean O'Hair	T35	68-67-71-77	283	\$54,500.00
Henrik Stenson	T3	70-67-67-68	272	353,666.67	Olin Browne	T37	67-74-73-70	284	51,500.00
Sergio Garcia	T3	67-69-67-69	272	353,666.66	Ben Crane	T37	70-68-76-70	284	51,500.00
Colin Montgomerie	T3	64-69-69-70	272	353,666.66	Niclas Fasth	T37	70-70-73-71	284	51,500.00
David Howell	T6	67-67-74-67	275	187,500.00	Peter Lonard	T37	73-71-69-71	284	51,500.00
Graeme McDowell	T6	69-70-68-68	275	187,500.00	Miguel A. Jimenez	T41	69-70-73-73	285	48,500.00
Vijay Singh	T6	67-70-69-69	275	187,500.00	Rod Pampling	T41	67-71-76-71	285	48,500.00
David Toms	T6	68-68-70-69	275	187,500.00	K.J. Choi	T43	70-71-72-73	286	46,000.00
Stephen Ames	T10	72-64-71-69	276	140,000.00	Zach Johnson	T43	68-69-74-75	286	46,000.00
Stuart Appleby	T11	71-65-69-72	277	115,000.00	Simon Yates	T43	73-68-70-75	286	46,000.00
Luke Donald	T11	70-71-68-68	277	115,000.00	Michael Campbell	T46	71-68-72-76	287	43,250.00
Davis Love III	T11	71-68-71-67	277	115,000.00	Stewart Cink	T46	70-72-75-70	287	43,250.00
Shigeki Maruyama	T11	74-69-67-67	277	115,000.00	Kenneth Ferrie	T46	74-67-71-75	287	43,250.00
Fred Couples	T15	74-69-66-69	278	87,333.34	Justin Leonard	T46	75-72-71-69	287	43,250.00
Chad Campbell	T15	67-70-70-71	278	87,333.33	Joe Ogilvie	50	71-74-68-75	288	42,000.00
Jim Furyk	T15	68-67-71-72	278	87,333.33	Nick Dougherty	T51	71-74-72-72	289	40,500.00
Angel Cabrera	T18	69-66-72-72	279	77,000.00	Richard Green	T51	69-74-76-70	289	40,500.00
Tim Clark	T18	69-69-72-69	279	77,000.00	Jose Maria Olazabal	T51	72-72-76-69	289	40,500.00
Stephen Dodd	T18	70-68-70-71	279	77,000.00	Jyoti Randhawa	T51	70-70-74-75	289	40,500.00
Bradley Dredge	T18	69-69-72-69	279	77,000.00	Lee Westwood	T51	71-75-75-68	289	40,500.00
Ian Poulter	T18	67-70-72-70	279	77,000.00	Bart Bryant	T56	71-76-71-72	290	38,500.00
Charl Schwartzel	T18	72-66-74-67	279	77,000.00	Mark Hensby	T56	72-74-71-73	290	38,500.00
Mike Weir	T18	73-67-70-69	279	77,000.00	Nick O'Hern	T56	75-69-71-75	290	38,500.00
Mark Calcavecchia	T25	67-68-74-71	280	66,000.00	Gavin Coles	59	71-74-75-71	291	37,500.00
Yasuharu Imano	T25	69-68-72-71	280	66,000.00	Thongchai Jaidee	60	73-72-73-74	292	37,000.00
Brandt Jobe	T25	68-71-71-70	280	66,000.00	Tom Lehman	61	73-74-72-74	293	36,500.00
Billy Mayfair	T25	69-67-73-71	280	66,000.00	Scott Verplank	T62	72-69-76-77	294	35,750.00
Fred Funk	T29	67-68-75-71	281	60,000.00	Euan Walters	T62	74-72-75-73	294	35,750.00
Phil Mickelson	T29	71-69-73-68	281	60,000.00	Chris DiMarco	T64	71-75-73-76	295	34,750.00
Adam Scott	T29	68-70-69-74	281	60,000.00	S.K. Ho	T64	72-77-71-75	295	34,750.00
Jason Bohn	T32	70-68-70-74	282	57,000.00	Ted Purdy	66	71-75-75-76	297	34,000.00
Kenny Perry	T32	76-69-69-68	282	57,000.00	Padraig Harrington	67	74-72-80-73	299	33,500.00
Vaughn Taylor	T32	71-72-66-73	282	57,000.00	Neil Cheetham	68	77-78-72-76	303	33,000.00
Paul McGinley	T35	73-65-72-73	283	54,500.00	Warren Abery	69	80-77-75-74	306	32,500.00

2004 American Express Championship

Mount Juliet Conrad

Purse: \$7,000,000

Par/Yards: 36-36-72/7,256

September 30-October 3, 2004

LEADERS	First Round	Second Round	Third Round
	Todd Hamilton 66 (-6)	Ernie Els 133 (-11)	Ernie Els 201 (-15)
	Stuart Appleby 67 (-5)	Todd Hamilton 135 (-9)	Thomas Bjorn 203 (-13)
	Luke Donald 67 (-5)	Miguel A. Jimenez 135 (-9)	Todd Hamilton 204 (-12)
	Steve Flesch 67 (-5)	Justin Leonard 136 (-8)	Padraig Harrington 204 (-12)
	Sergio Garcia 67 (-5)		David Howell 204 (-12)
	Miguel A. Jimenez 67 (-5)		
	Adam Scott 67 (-5)		
	Ernie Els 69 (T16)		

CUT: There was no cut. All 68 professionals completed 72 holes.

WEATHER: Due to rain on Wednesday, players were allowed preferred lies all four rounds. Thursday, dry and cool with temperatures in the high 50s. Sunny spells with increased clouds in the late afternoon. Friday, high 50s, breezy and overcast with heavy rains in the morning and occasional showers the rest of the day. Winds gusts up to 25 mph. Occasional patches of sunshine. Saturday, cool and partly cloudy with temperatures reaching 60. Light shower in the early afternoon. On Sunday, players teed off Nos. 1 and 10 in threesomes due to impending threatening weather. Cool and cloudy with steady rain mid-morning. Temperatures in the low 50s.



Winner: Ernie Els 69-64-68-69 270 \$1,200,000.00

ERNIE ELS 1	69-64-68-69	270	\$1,200,000.00	Bob Tway T28	71-70-72-73	286	\$54,625.00
Thomas Bjorn 2	68-69-66-68	271	675,000.00	Stephen Ames T36	73-72-70-72	287	48,000.00
David Howell 3	69-69-66-71	275	450,000.00	Fred Couples T36	73-67-70-77	287	48,000.00
Darren Clarke T4	71-72-65-68	276	308,000.00	Chris DiMarco T36	69-75-70-73	287	48,000.00
Sergio Garcia T4	67-72-67-70	276	308,000.00	Jim Furyk T36	70-70-71-76	287	48,000.00
Retief Goosen T6	68-69-68-72	277	200,000.00	Adam Scott T36	67-74-73-73	287	48,000.00
Todd Hamilton T6	66-69-69-73	277	200,000.00	Thongchai Jaidee T41	71-75-71-71	288	44,500.00
Padraig Harrington T6	69-69-66-73	277	200,000.00	Davis Love III T41	74-69-69-76	288	44,500.00
Tiger Woods 9	68-70-70-70	278	155,000.00	Arjun Atwal T43	71-78-70-70	289	42,000.00
Zach Johnson 10	68-71-69-71	279	135,000.00	Scott Drummond T43	69-71-73-76	289	42,000.00
Luke Donald T11	67-71-71-71	280	112,500.00	Jay Haas T43	72-71-70-76	289	42,000.00
Mark Hensby T11	73-73-69-65	280	112,500.00	Graeme McDowell T43	73-70-75-71	289	42,000.00
Brad Faxon T13	70-68-72-71	281	90,000.00	Peter Senior T43	69-74-74-72	289	42,000.00
David Toms T13	70-74-68-69	281	90,000.00	Desvonde Botes T48	70-72-75-74	291	40,250.00
Lee Westwood T13	68-69-71-73	281	90,000.00	Joakim Haeggman T48	71-71-73-76	291	40,250.00
Stuart Appleby T16	67-74-70-72	283	79,000.00	Chad Campbell T50	70-79-71-72	292	39,000.00
Angel Cabrera T16	69-69-74-71	283	79,000.00	Andrew McLardy T50	73-73-70-76	292	39,000.00
Miguel A. Jimenez T16	67-68-75-73	283	79,000.00	Chris Riley T50	70-75-73-74	292	39,000.00
Jerry Kelly T16	69-73-69-72	283	79,000.00	S.K. Ho 53	71-76-72-74	293	38,000.00
Shigeaki Maruyama T16	70-70-73-70	283	79,000.00	Robert Allenby T54	68-74-75-77	294	37,000.00
Paul Casey T21	72-70-71-71	284	72,000.00	Tim Herron T54	73-75-72-74	294	37,000.00
Rory Sabbatini T21	71-70-70-73	284	72,000.00	Scott Verplank T54	71-82-72-69	294	37,000.00
Stewart Cink T23	71-73-67-74	285	65,000.00	K.J. Choi T57	71-76-75-73	295	35,750.00
Steve Flesch T23	67-70-74-74	285	65,000.00	Jean-Francois Remesy .. T57	72-71-75-77	295	35,750.00
Trevor Immelman T23	71-71-72-71	285	65,000.00	Darren Fichardt T59	76-71-74-75	296	34,250.00
Barry Lane T23	69-72-72-72	285	65,000.00	Charles Howell III T59	74-73-71-78	296	34,250.00
Peter Lonard T23	69-70-70-76	285	65,000.00	Fredrik Jacobson T59	74-76-72-74	296	34,250.00
Alex Cejka T28	70-74-69-73	286	54,625.00	Jonathan Kaye T59	70-73-73-80	296	34,250.00
Carlos Franco T28	69-72-75-70	286	54,625.00	Stephen Leaney 63	73-75-71-78	297	33,000.00
Richard Green T28	72-70-72-72	286	54,625.00	Yong Eun Yang 64	75-76-71-77	299	32,500.00
Justin Leonard T28	68-68-77-73	286	54,625.00	Andre Stolz 65	70-76-75-79	300	32,000.00
Thomas Levet T28	73-71-73-69	286	54,625.00	Michael Campbell 66	74-77-73-80	304	31,500.00
Paul McGinley T28	70-75-71-70	286	54,625.00	Shingo Katayama 67	79-76-76-75	306	31,000.00
Nick O'Hern T28	68-73-75-70	286	54,625.00	Lian-wei Zhang 68	75-77-76-79	307	30,500.00

2003 American Express Championship

Capital City Club

Purse: \$6,000,000

Par/Yards: 35-35-70/7,189

October 2-5, 2003

LEADERS	First Round	Second Round	Third Round
	Sergio Garcia 65 (-5)	Tiger Woods 133 (-7)	Tiger Woods 202 (-8)
	Tim Herron 66 (-4)	K.J. Choi 138 (-2)	Vijay Singh 204 (-6)
	Rocco Mediate 66 (-4)	Sergio Garcia 138 (-2)	Tim Herron 205 (-5)
	K.J. Choi 67 (-3)	Tim Herron 138 (-2)	K.J. Choi 206 (-4)
	Tiger Woods 67 (-3)	Rocco Mediate 138 (-2)	
	Niclas Fasth 68 (-2)	Stuart Appleby 139 (-1)	
	Ignacio Garrido 68 (-2)	Ignacio Garrido 139 (-1)	

CUT: There was no cut. All 72 professionals completed 72 holes.



WEATHER: Mostly sunny and breezy on Thursday, with temperatures reaching 67 and NE winds 10-18 mph. Due to an expected frost delay on Friday, tee times were pushed back and players were grouped in threesomes off of one tee. Temperatures in the 40s on Friday but rose to a high of 70. Mostly sunny and windy at times. Partly cloudy and warm on Saturday, with temperatures in the mid 70s. A mix of sun and clouds on Sunday, with temperatures hitting 77.

Winner: Tiger Woods 67-66-69-72 274 \$1,050,000.00

TIGER WOODS 1	67-66-69-72	274	\$1,050,000.00				
Stuart Appleby T2	71-68-69-68	276	405,000.00	Peter Lonard 37	75-74-70-71	290	\$40,000.00
Tim Herron T2	66-72-67-71	276	405,000.00	Darren Clarke T38	69-82-72-68	291	38,500.00
Vijay Singh T2	70-70-64-72	276	405,000.00	Phil Mickelson T38	73-77-70-71	291	38,500.00
David Toms 5	73-72-67-65	277	235,000.00	Alastair Forsyth T40	71-77-71-73	292	36,250.00
K.J. Choi T6	67-71-68-73	279	182,500.00	Fred Funk T40	73-74-69-76	292	36,250.00
Padraig Harrington T6	71-73-69-66	279	182,500.00	Davis Love III T40	74-77-70-71	292	36,250.00
Paul Casey T8	73-71-66-71	281	137,500.00	Adam Scott T40	70-73-75-74	292	36,250.00
Retief Goosen T8	73-69-67-72	281	137,500.00	Trevor Immelman T44	70-77-71-75	293	34,250.00
Fred Couples T10	71-73-70-68	282	111,250.00	Shaun Micheel T44	72-75-71-75	293	34,250.00
Ignacio Garrido T10	68-71-69-74	282	111,250.00	Peter O'Malley T44	69-74-70-80	293	34,250.00
Alex Cejka T12	70-76-72-65	283	89,375.00	Ian Poulter T44	73-74-68-78	293	34,250.00
Ernie Els T12	71-74-71-67	283	89,375.00	Arjun Atwal T48	76-72-72-74	294	32,500.00
Jim Furyk T12	70-74-69-70	283	89,375.00	Hennie Otto T48	76-73-73-72	294	32,500.00
Sergio Garcia T12	65-73-70-75	283	89,375.00	Nick Price T48	71-73-73-77	294	32,500.00
Niclas Fasth T16	68-76-70-70	284	71,000.00	Taichi Teshima T51	77-75-70-73	295	31,083.33
Brad Faxon T16	75-71-66-72	284	71,000.00	Colin Montgomerie T51	74-75-70-76	295	31,083.33
Rocco Mediate T16	66-72-73-73	284	71,000.00	Scott Verplank T51	75-75-68-77	295	31,083.33
Loren Roberts T16	69-75-70-70	284	71,000.00	Jay Haas T54	74-72-75-75	296	30,000.00
Jonathan Kaye 20	73-69-73-70	285	65,000.00	Len Mattiace T54	70-74-74-78	296	30,000.00
Robert Allenby T21	72-76-73-65	286	60,000.00	Craig Parry T54	76-72-75-73	296	30,000.00
Steve Flesch T21	71-75-72-68	286	60,000.00	Phillip Price T54	70-79-72-75	296	30,000.00
Charles Howell III T21	76-75-65-70	286	60,000.00	Jyoti Randhawa T54	69-77-74-76	296	30,000.00
Jerry Kelly T21	70-72-69-75	286	60,000.00	Rich Beem T59	76-75-73-73	297	28,625.00
Bob Estes T25	77-74-68-68	287	53,000.00	Chad Campbell T59	74-76-73-74	297	28,625.00
Toshi Izawa T25	70-74-72-71	287	53,000.00	Raphael Jacquelin T59	77-80-68-72	297	28,625.00
Eduardo Romero T25	72-74-68-73	287	53,000.00	Soren Kjeldsen T59	70-75-74-78	297	28,625.00
David Howell T28	74-75-71-68	288	46,071.43	J.L. Lewis T59	72-74-77-74	297	28,625.00
Fredrik Jacobson T28	75-74-70-69	288	46,071.43	Bob Tway T59	73-80-70-74	297	28,625.00
Kenny Perry T28	70-74-70-74	288	46,071.43	Kirk Triplett 65	74-72-70-82	298	27,750.00
Chris Riley T28	74-73-70-71	288	46,071.43	Ben Curtis T66	76-76-72-75	299	27,375.00
Justin Rose T28	75-69-74-70	288	46,071.43	Thongchai Jaidee T66	73-72-72-82	299	27,375.00
Mike Weir T28	69-73-72-74	288	46,071.43	Michael Campbell T68	82-76-75-67	300	26,875.00
Thomas Bjorn T28	74-73-67-74	288	46,071.42	Mark B. Foster T68	76-77-73-74	300	26,875.00
Brian Davis T35	71-77-68-73	289	41,500.00	Chris DiMarco T70	76-74-76-75	301	26,375.00
Lee Westwood T35	72-71-71-75	289	41,500.00	Scott Hoch T70	75-79-75-72	301	26,375.00
				Todd Hamilton 72	78-81-72-71	302	26,000.00

2002 American Express Championship

Mount Juliet Estate

Purse: \$5,500,000

Par/Yards: 36-36-72/7,246

September 19-22, 2002

LEADERS	First Round	Second Round	Third Round
	Tiger Woods 65 (-7)	Tiger Woods 130 (-14)	Tiger Woods 197 (-19)
	Steve Lowery 66 (-6)	Jerry Kelly 132 (-12)	Retief Goosen 202 (-14)
	David Toms 66 (-6)	Steve Lowery 133 (-11)	Jerry Kelly 202 (-14)
	Chris DiMarco 67 (-5)	David Toms 133 (-11)	Steve Lowery 202 (-14)
	Gary Evans 67 (-5)	Retief Goosen 134 (-10)	Scott McCarron 202 (-14)
	Retief Goosen 67 (-5)		Vijay Singh 202 (-14)
	Jerry Kelly 67 (-5)		David Toms 202 (-14)
	Vijay Singh 67 (-5)		
	Mike Weir 67 (-5)		



CUT: There was no cut. 64 of 65 professionals completed 72 holes.

WEATHER: Mix of sun and clouds on Thursday with temperatures in the low 60s. More sun on Friday with similar temperatures. Temperatures reaching high 60s on Saturday with sun. Cloudy and a little cooler on Sunday.

Winner: Tiger Woods 65-65-67-66 263 \$1,000,000.00

TIGER WOODS 1	65-65-67-66	263	\$1,000,000.00	Mark Calcavecchia T33	72-70-71-67	280	\$43,000.00
Retief Goosen 2	67-67-68-62	264	540,000.00	Jim Furyk T33	69-69-69-73	280	43,000.00
Vijay Singh 3	67-69-66-65	267	367,500.00	Bernhard Langer T33	72-68-70-70	280	43,000.00
Jerry Kelly T4	67-65-70-66	268	235,000.00	Angel Cabrera T36	71-66-73-71	281	40,000.00
David Toms T4	66-67-69-66	268	235,000.00	José Coceres T36	68-72-71-70	281	40,000.00
Scott McCarron 6	71-67-64-67	269	180,000.00	Eduardo Romero T36	70-71-70-70	281	40,000.00
Sergio Garcia 7	69-69-70-62	270	155,000.00	Søren Hansen T39	75-68-65-74	282	37,250.00
Davis Love III 8	69-67-68-67	271	130,000.00	Tom Lehman T39	73-72-67-70	282	37,250.00
Michael Campbell T9	71-66-71-64	272	111,000.00	Chris Riley T39	73-68-70-71	282	37,250.00
Bob Estes T9	68-68-69-67	272	111,000.00	Adam Scott T39	70-70-69-73	282	37,250.00
Stuart Appleby T11	69-66-70-68	273	84,250.00	Paul Azinger T43	73-73-71-66	283	35,500.00
Chris DiMarco T11	67-69-70-67	273	84,250.00	John Rollins T43	73-72-67-71	283	35,500.00
Niclas Fasth T11	68-69-72-64	273	84,250.00	Jeff Sluman T43	69-69-72-73	283	35,500.00
Justin Leonard T11	68-68-69-68	273	84,250.00	David Duval T46	71-65-72-76	284	34,000.00
Gary Evans T15	67-68-73-66	274	65,000.00	Len Mattiace T46	70-73-69-72	284	34,000.00
Steve Lowery T15	66-67-69-72	274	65,000.00	Justin Rose T46	73-70-72-69	284	34,000.00
Rocco Mediate T15	69-67-67-71	274	65,000.00	Rich Beem T49	70-69-74-72	285	32,000.00
Nick Price T15	68-71-69-66	274	65,000.00	John Cook T49	75-71-71-68	285	32,000.00
Scott Verplank T15	68-72-68-66	274	65,000.00	Brad Faxon T49	70-77-67-71	285	32,000.00
Mike Weir T15	67-70-68-69	274	65,000.00	Fred Funk T49	69-70-72-74	285	32,000.00
Padraig Harrington 21	69-70-67-69	275	58,000.00	Craig Parry T49	68-71-74-72	285	32,000.00
Kenny Perry 22	68-71-68-69	276	56,000.00	Paul Lawrie T54	71-70-74-71	286	30,000.00
Ernie Els T23	68-67-72-70	277	52,500.00	Peter Lonard T54	71-69-72-74	286	30,000.00
Scott Hoch T23	71-68-67-71	277	52,500.00	Carl Pettersson T54	72-72-68-74	286	30,000.00
Stephen Leaney T23	69-67-71-70	277	52,500.00	Anders Hansen T57	71-72-72-74	289	28,500.00
Phil Mickelson T23	70-72-71-64	277	52,500.00	Thongchai Jaidee T57	72-74-73-70	289	28,500.00
Thomas Björn T27	72-68-66-72	278	48,500.00	Peter O'Malley T57	75-73-71-70	289	28,500.00
Trevor Immelman T27	71-71-67-69	278	48,500.00	Scott Laycock 60	74-72-72-72	290	27,500.00
José María Olazábal T27	68-72-69-69	278	48,500.00	Craig Perks 61	74-74-75-68	291	27,000.00
Kevin Sutherland T27	69-68-70-71	278	48,500.00	Tim Clark 62	74-69-76-73	292	26,500.00
Robert Allenby T31	72-70-67-70	279	45,500.00	Darren Clarke 63	75-76-70-74	295	26,000.00
Colin Montgomerie T31	72-70-69-68	279	45,500.00	Kenichi Kuboya 64	77-72-73-76	298	25,500.00

2001 American Express Championship

Bellerive Country Club; St. Louis, MO
Par: 36-35-71 **Yards: 7,278**

Purse: \$5,000,000
September 10-16, 2001

NOTE: Tournament was canceled on Wednesday, Sept. 12, to give the deserved respect to the victims of the Sept. 11 terrorist tragedies in New York, Washington, D.C. and near Pittsburgh.

67 PLAYERS SCHEDULED IN THE FIELD:

Robert Allenby	Pierre Fulke	Peter Lonard	Vijay Singh
Billy Andrade	Fred Funk	Davis Love III	Jeff Sluman
Stuart Appleby	Jim Furyk	Steve Lowery	Steve Stricker
Paul Azinger	Sergio Garcia	Bob May	Hal Sutton
Aaron Baddeley	Retief Goosen	Billy Mayfair	Hidemichi Tanaka
Angel Cabrera	Padraig Harrington	Scott McCarron	Toru Taniguchi
Mark Calcavecchia	Dudley Hart	Paul McGinley	David Toms
Michael Campbell	Scott Hoch	Mark McNulty	Kirk Triplett
Stewart Cink	John Huston	Rocco Mediate	Bradford Vaughan
Darren Clarke	Miguel Angel Jimenez	Phil Mickelson	Scott Verplank
Jose Coceres	Shingo Katayama	Colin Montgomerie	Mike Weir
Chris DiMarco	Jerry Kelly	Jesper Parnevik	Roger Wessels
Joe Durant	Bernhard Langer	Kenny Perry	Lee Westwood
David Duval	Tom Lehman	Ian Poulter	Dean Wilson
Simon Dyson	Justin Leonard	Nick Price	Tiger Woods
Ernie Els	Thomas Levet	Phillip Price	Ian Woosnam
Niclas Fasth	Frank Lickliter II	Adam Scott	

2000 American Express Championship

Valderrama GC

Purse: \$5,000,000

Par/Yards: 36-36-72/6,974

November 9-12, 2000

LEADERS	First Round	Second Round	Third Round
Nick Price.....	63 (-9)	Nick Price.....	135 (-9)
Padraig Harrington.....	66 (-6)	Hidemichi Tanaka.....	137 (-7)
Andrew Coltart.....	67 (-5)	Padraig Harrington.....	138 (-6)
Scott Hoch.....	67 (-5)	Mark Calcavecchia.....	139 (-5)
Franklin Langham.....	68 (-4)	Duffy Waldorf.....	139 (-5)
Chris Perry.....	68 (-4)	Mike Weir.....	143 (T14)
Mike Weir.....	68 (-4)		
			Hidemichi Tanaka.....
			207 (-9)
			Mark Calcavecchia.....
			208 (-8)
			Mike Weir.....
			208 (-8)
			Nick Price.....
			209 (-7)
			Tiger Woods.....
			209 (-7)



CUT: There was no cut. 52 of 55 professionals completed 72 holes.

WEATHER: Cool temperatures the entire week. Winds stayed down most of Thursday, allowing for ideal playing conditions; the high temperature was at 60 degrees. Increased winds and overcast conditions all day Friday, with winds reaching 30 mph and high temperatures in the low 60s. Slightly warmer temperatures Saturday, with winds easing later in the afternoon. Calm winds on Sunday, with overcast skies and temperatures reaching the low 70s.

Winner: Mike Weir 68-75-65-69 277 \$1,000,000.00

MIKE WEIR	1	68-75-65-69	277	\$1,000,000.00	Chris DiMarco	T25	74-74-73-68	289	\$46,500.00
Lee Westwood	2	72-72-68-67	279	500,000.00	Miguel Angel Jiménez	T25	74-73-70-72	289	46,500.00
Vijay Singh	T3	71-70-71-68	280	287,000.00	Justin Leonard	T25	72-74-69-74	289	46,500.00
Duffy Waldorf	T3	70-69-72-69	280	287,000.00	Colin Montgomerie	T25	75-67-73-74	289	46,500.00
Sergio Garcia.....	T5	69-74-74-64	281	157,500.00	Gary Orr	T25	71-74-73-71	289	46,500.00
Padraig Harrington.....	T5	66-72-73-70	281	157,500.00	Eduardo Romero	T25	71-72-74-72	289	46,500.00
Nick Price.....	T5	63-72-74-72	281	157,500.00	Nobuhito Sato	T25	73-73-72-71	289	46,500.00
Tiger Woods.....	T5	71-69-69-72	281	157,500.00	David Toms	T25	70-75-72-72	289	46,500.00
Michael Campbell	9	72-71-69-70	282	115,000.00	Retief Goosen	T35	69-75-74-72	290	39,500.00
Mark Calcavecchia.....	10	72-67-69-75	283	105,000.00	Bernhard Langer	T35	75-69-76-70	290	39,500.00
Steve Flesch.....	T11	71-72-73-68	284	87,166.67	Paul McGinley	T35	70-77-70-73	290	39,500.00
Bob May	T11	71-69-72-72	284	87,166.67	Naomichi Joe Ozaki.....	T35	72-76-71-71	290	39,500.00
Hidemichi Tanaka.....	T11	71-66-70-77	284	87,166.66	Jeff Maggert	39	72-71-75-74	292	37,000.00
José Coceres	T14	70-71-74-70	285	68,500.00	Thomas Björn.....	T40	70-77-71-75	293	35,500.00
Kirk Triplett.....	T14	72-73-71-69	285	68,500.00	Darren Fichardt	T40	76-80-69-68	293	35,500.00
Chris Perry.....	16	68-72-75-71	286	64,000.00	Pierre Fulke	T42	75-77-73-69	294	33,000.00
Angel Cabrera	T17	74-74-67-73	288	56,250.00	Mathias Grönberg.....	T42	74-70-79-71	294	33,000.00
Darren Clarke	T17	74-70-74-70	288	56,250.00	Peter Senior	T42	73-77-72-72	294	33,000.00
Andrew Coltart	T17	67-75-74-72	288	56,250.00	Lucas Parsons	T45	78-72-75-70	295	30,166.67
Nic Henning.....	T17	69-74-73-72	288	56,250.00	Dennis Paulson	T45	75-71-72-77	295	30,166.67
Scott Hoch	T17	67-76-71-74	288	56,250.00	Carlos Franco.....	T45	69-77-71-78	295	30,166.66
Franklin Langham	T17	68-74-76-70	288	56,250.00	Dudley Hart	T48	72-76-73-76	297	28,750.00
José Maria Olazábal	T17	70-76-69-73	288	56,250.00	Scott Verplank.....	T48	71-80-76-70	297	28,750.00
Phillip Price.....	T17	73-72-69-74	288	56,250.00	Shigeaki Maruyama	T50	71-77-78-72	298	27,750.00
Robert Allenby.....	T25	69-76-73-71	289	46,500.00	Tjaart Van Der Walt.....	T50	76-73-75-74	298	27,750.00
Stuart Appleby.....	T25	72-76-71-70	289	46,500.00	Kyi Hla Han	52	75-74-77-77	303	27,000.00

1999 American Express Championship

Valderrama GC

Purse: \$5,000,000

Par/Yards: 35-36-71/6,830

November 4-7, 1999

LEADERS	First Round	Second Round	Third Round
Vijay Singh	67 (-4)	Tim Herron	Miguel A. Jimenez
Jim Furyk	68 (-3)	Chris Perry	Chris Perry
Bob Estes	69 (-2)	Justin Leonard	Tom Lehman
Scott Hoch	69 (-2)	Vijay Singh	Justin Leonard
Mark James	69 (-2)	Tiger Woods	Nick Price
Phil Mickelson	69 (-2)	140 (T9)	Hal Sutton
Nick Price	69 (-2)		Tiger Woods
Tiger Woods	71 (T12)		210 (-3)



CUT: There was no cut. 61 of 62 professionals completed 72 holes.

WEATHER: Overcast, cool and blustery Thursday, with winds off the Mediterranean Sea. Warmer Friday and Saturday, with winds blowing from the opposite direction on Saturday. Beautiful Sunday, with winds gusty at times.

Winner: Tiger Woods 71-69-70-68 278 \$1,000,000.00
(Won playoff with birdie-3 on first extra hole)

TIGER WOODS	71-69-70-68	278	\$1,000,000.00
Miguel Angel Jiménez	72-68-69-69	278	400,000.00
Dudley Hart	75-68-70-70	283	300,000.00
Nick Price	69-71-70-74	284	176,666.67
Lee Westwood	73-67-71-73	284	176,666.67
Stewart Cink	75-65-71-73	284	176,666.66
Fred Funk	71-68-74-72	285	135,000.00
Sergio Garcia	74-69-69-73	285	135,000.00
Scott Hoch	69-70-72-74	285	135,000.00
Chris Perry	70-67-72-76	285	135,000.00
Bob Estes	69-72-72-73	286	93,000.00
Jim Furyk	68-73-71-74	286	93,000.00
Justin Leonard	71-67-72-76	286	93,000.00
José María Olazábal	73-69-69-75	286	93,000.00
David Toms	72-68-71-75	286	93,000.00
Tim Herron	71-66-75-75	287	70,000.00
Davis Love III	74-70-73-70	287	70,000.00
Vijay Singh	67-71-75-74	287	70,000.00
Hal Sutton	75-66-69-78	288	62,000.00
Bob May	77-69-74-69	289	52,800.00
Colin Montgomerie	70-72-72-75	289	52,800.00
Craig Parry	72-73-71-73	289	52,800.00
Dennis Paulson	76-71-68-74	289	52,800.00
Jarmo Sandelin	70-74-75-70	289	52,800.00
Angel Cabrera	74-74-70-72	290	41,750.00
Retief Goosen	75-69-74-72	290	41,750.00
Mark James	69-70-74-77	290	41,750.00
Tom Lehman	72-67-71-80	290	41,750.00
Jarrod Moseley	76-69-72-73	290	41,750.00
Stuart Appleby	76-66-74-75	291	37,750.00
Padraig Harrington	76-74-70-71	291	37,750.00

Jean Van De Velde	T30	72-73-70-76	291	\$37,750.00
Mike Weir	T30	73-68-72-78	291	37,750.00
Steve Elkington	T34	74-72-71-75	292	36,000.00
John Huston	T34	72-74-72-74	292	36,000.00
Jeff Sluman	T34	77-70-69-76	292	36,000.00
Paul Lawrie	T37	76-68-76-73	293	34,500.00
Rodney Pampling	T37	71-74-69-79	293	34,500.00
Bob Tway	T37	75-72-71-75	293	34,500.00
Darren Clarke	T40	79-67-71-78	295	32,250.00
Ernie Els	T40	74-75-71-75	295	32,250.00
Phil Mickelson	T40	69-71-77-78	295	32,250.00
Naomichi Joe Ozaki	T40	76-71-69-79	295	32,250.00
Loren Roberts	T40	72-72-71-80	295	32,250.00
Duffy Waldorf	T40	74-77-73-71	295	32,250.00
Notah Begay III	T46	77-71-73-75	296	30,250.00
Steve Pate	T46	72-74-72-78	296	30,250.00
Scott Dunlap	T48	74-71-75-77	297	28,500.00
Carlos Franco	T48	75-73-74-75	297	28,500.00
Bernhard Langer	T48	71-70-80-76	297	28,500.00
Jeff Maggert	T48	70-74-79-74	297	28,500.00
Ted Tryba	T48	77-71-70-79	297	28,500.00
Kazuhiko Hosokawa	T53	73-73-72-80	298	27,125.00
Robert Karlsson	T53	74-68-74-82	298	27,125.00
Alexander Cejka	T55	79-76-72-72	299	26,500.00
Brent Geiberger	T55	75-71-68-85	299	26,500.00
Brian Watts	T55	75-74-79-71	299	26,500.00
Craig A. Spence	58	72-73-75-80	300	26,000.00
Thomas Björn	T59	72-81-74-77	304	25,625.00
David Frost	T59	76-73-74-81	304	25,625.00
Richard Kaplan	61	78-75-73-80	306	25,250.00

2018-19 HSBC Champions Facts

EVENT:

World Golf Championships-HSBC Champions (HSBC Champions on second reference)



The HSBC Champions is one of four World Golf Championships sanctioned and organized by the operational committee of the International Federation of PGA Tours, which includes the Asian Tour, European Tour, Japan Golf Tour, PGA TOUR, PGA Tour of Australasia and Sunshine Tour. The other World Golf Championships include the Mexico Championship, the Dell Technologies Match Play and the FedEx St. Jude Invitational.

DATE:

October 31 - November 3, 2019

SITE:

Sheshan International Golf Club, Shanghai, China

PAR/YARDAGE:

Par: 36-36=72/7,266

2018 CHAMPION:

Xander Schauffele, 274, 14-under par

ARCHITECT/OPENED:

Nelson & Haworth/2004

FORMAT:

Four-day, 72-hole stroke-play competition; no cut

PURSE:

2019 - \$10.25 million total purse (US); \$1.745 million to the winner

Prize money will be considered official on each player's home Tour.

WEBSITES:

www.worldgolfchampionships.com

www.hsbcgolf.com

TICKETS:

For ticket information please log on to www.hsbcgolf.com or call the ticket hotline on +86 (21) 962 388

ABOUT HSBC:

HSBC provides a comprehensive range of financial services to around 89 million customers through four global businesses; Global Retail Banking & Wealth Management, Global Commercial Banking, Global Banking and Markets and Global Private Banking. HSBC Holdings plc, the parent company of the HSBC Group, is headquartered in London. The Group serves customers worldwide around 6,900 offices in over 80 countries and territories in Europe, the Asia-Pacific region, North and Latin America, and the Middle East and North Africa. With the assets of US\$2,652bn at 30 June 2012, the HSBC Group is one of the world's largest banking and financial

services organisations.

UMBRELLA SPONSORS:

HSBC, Grupo Salinas, Dell, Bridgestone

SOCIAL MEDIA:

Twitter: @HSBC_Sport

CHAMPIONSHIP OFFICE:

Marc Webster / Kate Bartley

IMG UK Ltd

McCormack House

Burlington Lane

W4 2TH

Tel - +44 208 233 5300

Email - marc.webster@imgworld.com

Email - kate.bartley@imgworld.com

MEDIA CONTACTS:

Michele Mair, IMG PR Manager, michele.mair@imgworld.com

Scott Crockett, European Tour, scrockett@europeantour.com

Chuah Choo Chiang, PGA TOUR, chuahcc@pgatourintl.com.my

2018-19 HSBC Champions

Sheshan International GC; Shanghai, China Purse: \$10,000,000 Par/Yards: 36-36-72/7,261 October 22-28, 2018

LEADERS	First Round	Second Round	Third Round
Patrick Reed	64 (-8)	Tony Finau	203 (-13)
Tony Finau	66 (-6)	Tommy Fleetwood	206 (-10)
Xander Schauffele	66 (-6)	Patrick Reed	206 (-10)
Matthew Fitzpatrick	67 (-5)	Justin Rose	206 (-10)
Kiradech Aphibarnrat	68 (-4)	Xander Schauffele	208 (-8)
Rafa Cabrera Bello	68 (-4)	Tommy Fleetwood	208 (-8)
Tommy Fleetwood	68 (-4)	Andrew Putnam	208 (-8)
Billy Horschel	68 (-4)		
C.T. Pan	68 (-4)		

CUT: No cut. 77 of 78 players completed 72 holes.

WEATHER: Thursday: Mostly sunny. High of 71. Wind ESE 5-10 mph. Friday: Partly cloudy. High of 68. Wind ESE 10-20 mph. Saturday: Partly cloudy. High of 67. Wind NNW 18-12 mph. Sunday: Sunny. High of 67. Wind NNW 18-12 mph.



Winner: Xander Schauffele 66-71-69-68 274 \$1,700,000.00

XANDER SCHAUFFELE .. 1		66-71-69-68	274	\$1,700,000.00					
Tony Finau	2	66-67-70-71	274	1,072,000.00	Scott Vincent	T37	73-73-73-74	293	\$68,000.00
Justin Rose	3	69-67-70-72	278	587,000.00	Byeong Hun An	T41	75-71-74-74	294	65,000.00
Kiradech Aphibarnrat	T4	68-71-70-71	280	393,000.00	Branden Grace	T41	72-71-76-75	294	65,000.00
Andrew Putnam	T4	70-71-67-72	280	393,000.00	Charley Hoffman	T43	74-75-74-72	295	62,500.00
Keegan Bradley	6	69-70-70-72	281	289,000.00	WC Liang	T43	72-73-76-74	295	62,500.00
Patrick Cantlay	T7	70-68-73-72	283	210,562.50	Francesco Molinari	T43	76-75-75-69	295	62,500.00
Tommy Fleetwood	T7	68-68-72-75	283	210,562.50	Gaganjeet Bhullar	T46	72-72-81-71	296	59,000.00
Thorbjørn Olesen	T7	75-69-67-72	283	210,562.50	Justin Harding	T46	76-71-72-77	296	59,000.00
Patrick Reed	T7	64-72-70-77	283	210,562.50	Sihwan Kim	T46	72-74-75-75	296	59,000.00
HaoTong Li	T11	73-72-69-70	284	152,333.34	Brandon Stone	T46	74-80-71-71	296	59,000.00
Jason Day	T11	71-70-69-74	284	152,333.33	George Coetzee	T50	69-74-76-78	297	55,000.00
Billy Horschel	T11	68-72-71-73	284	152,333.33	Jason Norris	T50	74-73-73-77	297	55,000.00
Rafa Cabrera Bello	T14	68-73-73-71	285	129,000.00	Matt Wallace	T50	69-75-74-79	297	55,000.00
Emiliano Grillo	T14	70-69-74-72	285	129,000.00	Xinjun Zhang	T50	72-76-74-75	297	55,000.00
Paul Casey	T16	73-68-74-71	286	116,000.00	Adam Bland	T54	72-76-73-77	298	50,312.50
Brooks Koepka	T16	72-74-71-69	286	116,000.00	Jorge Campillo	T54	73-77-75-73	298	50,312.50
Alex Noren	T18	74-69-71-73	287	103,500.00	John Catlin	T54	75-71-76-76	298	50,312.50
Thomas Pieters	T18	75-64-74-74	287	103,500.00	Matthew Fitzpatrick	T54	67-80-70-81	298	50,312.50
Adam Scott	T18	69-73-72-73	287	103,500.00	Rory McIlroy	T54	72-77-75-74	298	50,312.50
Ian Poulter	T21	69-71-74-74	288	93,500.00	Kevin Na	T54	75-74-77-72	298	50,312.50
Tyrrell Hatton	T22	72-70-74-73	289	86,500.00	Jason Scrivener	T54	75-74-75-74	298	50,312.50
C.T. Pan	T22	68-76-70-75	289	86,500.00	Cameron Smith	T54	76-72-72-78	298	50,312.50
Andrea Pavan	T22	72-71-69-77	289	86,500.00	Adrian Otaegui	T62	72-75-75-77	299	47,750.00
Jon Rahm	T22	73-76-69-71	289	86,500.00	Andy Sullivan	T62	72-71-79-77	299	47,750.00
Erik van Rooyen	T22	76-72-71-70	289	86,500.00	Ashun Wu	T64	73-80-72-75	300	47,000.00
Kyle Stanley	T22	70-69-78-72	289	86,500.00	Yuta Ikeda	T64	75-74-71-80	300	47,000.00
Alexander Björk	T28	70-75-70-75	290	78,500.00	Julian Suri	T64	74-75-76-75	300	47,000.00
Alexander Levy	T28	71-70-76-73	290	78,500.00	Patton Kizzire	..67	74-71-76-80	301	46,500.00
Ryan Fox	T30	70-70-75-76	291	74,500.00	Russell Knox	..68	74-77-76-76	303	46,250.00
Adam Hadwin	T30	74-68-74-75	291	74,500.00	Oliver Bekker	T69	77-71-73-83	304	45,750.00
Dustin Johnson	T30	74-73-73-71	291	74,500.00	Lucas Bjerregaard	T69	77-74-79-74	304	45,750.00
Hideki Matsuyama	T30	72-70-77-72	291	74,500.00	Shubhankar Sharma	T69	80-80-72-72	304	45,750.00
Brandt Snedeker	T30	75-76-68-72	291	74,500.00	Brian Harman	..72	73-73-81-78	305	45,250.00
Chez Reavie	T35	70-73-75-74	292	71,000.00	Yuki Inamori	T73	74-82-73-77	306	44,875.00
Yechun Yuan	T35	78-71-70-73	292	71,000.00	Yanwei Liu	T73	75-79-77-75	306	44,875.00
Satoshi Kodaira	T37	72-73-70-78	293	68,000.00	Brett Rumford	..75	73-80-78-78	309	44,500.00
Sanghyun Park	T37	77-71-72-73	293	68,000.00	JC Ritchie	..76	71-76-81-82	310	44,250.00
Pat Perez	T37	70-69-80-74	293	68,000.00	Bowen Xiao	..77	76-79-80-82	317	44,000.00

2017-18 HSBC Champions

Sheshan International GC; Shanghai, China Purse: \$9,750,000 Par/Yards: 36-36-72/7,261 October 23-29, 2017

LEADERS		First Round	Second Round	Third Round	
Brooks Koepka	64 (-8)	Dustin Johnson 199 (-17)	
Kiradech Aphibarnrat	65 (-7)	Brooks Koepka 205 (-11)	
Gavin Kyle Green	65 (-7)	Kiradech Aphibarnrat 206 (-10)	
Haydn Porteous	66 (-6)	Justin Rose 135 (-9)	
Patrick Reed	66 (-6)	Patrick Reed 136 (-8)	
Justin Rose	67 (-5)		Justin Rose 207 (-9)

CUT: No cut. 77 of 78 players completed 72 holes.

WEATHER: Thursday: Partly sunny with a high of 71. Wind ENE 4-8 mph. Friday: Partly sunny with a high of 74. Wind NE 4-8 mph. Saturday: Partly sunny with a high of 71. Wind NNE 5-10 mph. Sunday: Cloudy with high of 62. Wind NNW 15-20 mph with gusts up to 25 mph.



Winner: Justin Rose 67-68-72-67 274 \$1,660,000.00

JUSTIN ROSE	1	67-68-72-67	274/-14	\$1,660,000.00			
Brooks Koepka	T2	64-68-73-71	276/-12	679,666.67	Marc Leishman	T38	71-79-68-71 289/1 \$64,500.00
Henrik Stenson	T2	68-69-69-70	276/-12	679,666.67	WC Liang	T38	72-70-73-74 289/1 64,500.00
Dustin Johnson	T2	68-63-68-77	276/-12	679,666.66	Haydn Porteous	T38	66-74-74-75 289/1 64,500.00
Rafa Cabrera Bello	T5	68-70-70-72	280/-8	288,000.00	Richard Sterne	T38	73-72-76-68 289/1 64,500.00
Kyle Stanley	T5	71-68-69-72	280/-8	288,000.00	Richie Ramsay	T44	73-71-75-71 290/2 60,500.00
Peter Uihlein	T5	72-67-69-72	280/-8	288,000.00	Xinjun Zhang	T44	71-77-71-71 290/2 60,500.00
Brian Harman	8	68-69-70-74	281/-7	210,000.00	Ryan Fox	T46	71-69-75-76 291/3 57,500.00
Matthew Fitzpatrick	T9	68-69-72-73	282/-6	176,000.00	Phachara Khongwatmai	T46	69-78-70-74 291/3 57,500.00
Bernd Wiesberger	T9	71-70-70-71	282/-6	176,000.00	Francesco Molinari	T46	77-71-72-71 291/3 57,500.00
Paul Casey	T11	71-72-69-71	283/-5	140,000.00	Xander Schauffele	T46	71-75-74-71 291/3 57,500.00
Jason Day	T11	69-74-72-68	283/-5	140,000.00	Lucas Glover	T50	71-75-76-70 292/4 51,875.00
Tony Finau	T11	67-72-74-70	283/-5	140,000.00	Hao Tong Li	T50	72-76-71-73 292/4 51,875.00
Tyrrell Hatton	T11	68-70-71-74	283/-5	140,000.00	Hideki Matsuyama	T50	74-74-72-72 292/4 51,875.00
Patrick Cantlay	T15	68-74-69-73	284/-4	107,900.00	Patrick Reed	T50	66-70-82-74 292/4 51,875.00
Branden Grace	T15	74-69-72-69	284/-4	107,900.00	Charl Schwartzel	T50	73-70-73-76 292/4 51,875.00
Charles Howell III	T15	72-67-71-74	284/-4	107,900.00	Adam Scott	T50	72-72-74-74 292/4 51,875.00
Daisuke Kataoka	T15	71-72-69-72	284/-4	107,900.00	Hudson Swafford	T50	70-74-75-73 292/4 51,875.00
Phil Mickelson	T15	71-72-74-67	284/-4	107,900.00	Fabrizio Zanotti	T50	73-71-71-77 292/4 51,875.00
Ashun Wu	T20	67-72-73-73	285/-3	90,250.00	Ross Fisher	T58	77-70-73-73 293/5 48,250.00
Tommy Fleetwood	T20	71-70-70-74	285/-3	90,250.00	Chan Kim	T58	69-72-72-80 293/5 48,250.00
Hideto Tanihara	T20	72-70-74-69	285/-3	90,250.00	David Lipsky	T58	69-70-72-82 293/5 48,250.00
Jhonattan Vegas	T20	70-73-72-70	285/-3	90,250.00	Jordan L Smith	T58	69-73-74-77 293/5 48,250.00
Kiradech Aphibarnrat	T24	65-70-75-76	286/-2	79,500.00	Wesley Bryan	T62	77-72-71-74 294/6 46,750.00
Daniel Berger	T24	68-71-75-72	286/-2	79,500.00	Bill Haas	T62	71-73-76-74 294/6 46,750.00
Poom Saksansin	T24	73-70-68-75	286/-2	79,500.00	Scott Hend	T62	71-68-78-77 294/6 46,750.00
Pat Perez	T24	72-69-76-69	286/-2	79,500.00	Adam Hadwin	T65	69-74-79-73 295/7 46,125.00
Chez Reavie	T24	69-74-71-72	286/-2	79,500.00	Mike Hendry	T65	73-75-71-76 295/7 46,125.00
Hyun-woo Ryu	T24	69-73-69-75	286/-2	79,500.00	Matthew Griffin	T67	68-77-74 77 296/8 45,625.00
Matthew Southgate	T24	68-71-74-73	286/-2	79,500.00	Michael Lorenzo-Vera ..	T67	71-71-77-77 296/8 45,625.00
SSP Chawrasia	T31	72-70-73-72	287/-1	72,000.00	Zecheng Dou	T69	71-76-75-75 297/9 45,125.00
Matt Kuchar	T31	67-70-72-78	287/-1	72,000.00	Si Woo Kim	T69	71-71-79-76 297/9 45,125.00
Alexander Levy	T31	71-71-71-74	287/-1	72,000.00	Thomas Pieters	T71	75-79-69-76 299/11 44,625.00
Alex Noren	T31	72-72-72-71	287/-1	72,000.00	Graeme Storm	T71	75-74-75-75 299/11 44,625.00
Thorbjørn Olesen	T31	72-73-69-73	287/-1	72,000.00	Yan Wei Liu	73	72-73-77-78 300/12 44,250.00
Russell Henley	T36	75-68-76-69	288/E	68,500.00	Ashley Hall	74	74-71-80-76 301/13 44,000.00
Jon Rahm	T36	72-74-69-73	288/E	68,500.00	Andrew Dodt	75	74-79-74-77 304/16 43,750.00
Paul Dunne	T38	67-73-70-79	289/1	64,500.00	Brandon Stone	76	78-87-68-75 308/20 43,500.00
Gavin Kyle Green	T38	65-74-73-77	289/1	64,500.00	Yi Cao	77	74-83-79-75 311/23 43,250.00
					Shugo Imahira	DQ	72-79 151/7

2016-17 HSBC Champions

Sheshan International GC; Shanghai, China Purse: \$9,500,000 Par/Yards: 36-36-72/7,261 **October 24-30, 2016**

LEADERS		First Round	Second Round	Third Round
	Rikard Karlberg	64 (-8)	Hideki Matsuyama	Hideki Matsuyama
	Rickie Fowler	65 (-7)	Bill Haas	Russell Knox
	Daniel Berger	66 (-6)	Russell Knox	Daniel Berger
	Russell Knox	66 (-6)	Daniel Berger	Bill Haas
	Hideki Matsuyama	66 (-6)	Richard Bland	Francesco Molinari
			Francesco Molinari	

CUT: No cut. 78 professionals completed 72 holes.

WEATHER: Thursday: Cloudy and dreary conditions with a high of 62. Wind ENE 10-15 mph. Friday: Cloudy and breezy conditions with a high of 68 with temperatures dropping in the late afternoon to the high 50s. Wind NNW to NNE 10-20 mph with gusts of 25-30 mph. Saturday: Cloudy with a high of 59. Wind NNE 10-15 decreasing to 8-12 mph in the afternoon. Sunday: Mostly sunny with a high of 64. Wind ENE 8-12 mph.



Winner: Hideki Matsuyama 66-65-68-66 265 \$1,620,000.00

NAME	FR	RO	TH	TOT	PTS	PRIZE
HIDEKI MATSUYAMA ... 1	66	65	68	265	23	\$1,620,000.00
Daniel Berger	T2	66-70-67-69	272/-16	787,000.00		
Henrik Stenson	T2	69-71-67-65	272/-16	787,000.00		
Bill Haas	T4	67-67-70-69	273/-15	372,000.00		
Rory McIlroy	T4	71-66-70-66	273/-15	372,000.00		
Ross Fisher	T6	69-68-69-68	274/-14	235,333.34		
Rickie Fowler	T6	65-73-68-68	274/-14	235,333.33		
Francesco Molinari	T6	67-69-68-70	274/-14	235,333.33		
Sergio Garcia	T9	68-72-69-67	276/-12	170,000.00		
Russell Knox	T9	66-68-68-74	276/-12	170,000.00		
Emiliano Grillo	T11	72-67-71-67	277/-11	148,000.00		
Paul Casey	T12	67-70-72-69	278/-10	134,000.00		
Alexander Noren	T12	68-72-70-68	278/-10	134,000.00		
Thomas Pieters	T14	71-70-66-72	279/-9	118,500.00		
Adam Scott	T14	69-80-64-66	279/-9	118,500.00		
Matthew Fitzpatrick	T16	72-74-70-65	281/-7	103,666.67		
Joost Luiten	T16	72-68-71-70	281/-7	103,666.67		
Jason Kokrak	T16	70-73-67-71	281/-7	103,666.66		
Rafa Cabrera Bello	T19	71-74-68-69	282/-6	93,000.00		
Rikard Karlberg	T19	64-75-71-72	282/-6	93,000.00		
Matt Kuchar	T21	73-66-68-76	283/-5	88,000.00		
Xinjun Zhang	T21	68-69-70-76	283/-5	88,000.00		
Ashun Wu	T23	73-69-73-69	284/-4	80,166.67		
Tyrrell Hatton	T23	70-76-67-71	284/-4	80,166.67		
Justin Thomas	T23	71-70-72-71	284/-4	80,166.67		
Chris Wood	T23	69-70-70-75	284/-4	80,166.67		
Shane Lowry	T23	74-68-65-77	284/-4	80,166.66		
Ryan Moore	T23	71-72-66-75	284/-4	80,166.66		
Lee Westwood	T29	69-70-77-69	285/-3	75,000.00		
Richard Bland	T30	68-68-75-75	286/-2	72,000.00		
Roberto Castro	T30	73-74-73-66	286/-2	72,000.00		
Branden Grace	T30	73-75-71-67	286/-2	72,000.00		
Thongchai Jaidee	T30	70-73-73-70	286/-2	72,000.00		
Charl Schwartzel	T30	72-71-72-71	286/-2	72,000.00		
Dean Burmester	T35	68-70-74-75	287/-1	67,000.00		
Kevin Chappell	T35	70-71-72-74	287/-1	67,000.00		
J.B. Holmes	T35	71-74-70-72	287/-1	67,000.00		
Dustin Johnson	T35	74-74-70-69	287/-1	67,000.00		
Bernd Wiesberger	T35	71-72-73-71	287/-1	67,000.00		
George Coetzee	T40	69-79-68-72	288/E	\$62,000.00		
Zecheng Dou	T40	77-70-72-69	288/E	62,000.00		
Martin Kaymer	T40	72-68-74-74	288/E	62,000.00		
Soren Kjeldsen	T40	73-75-72-68	288/E	62,000.00		
Brooks Koepka	T40	73-70-69-76	288/E	62,000.00		
Louis Oosthuizen	T45	71-75-69-74	289/1	58,500.00		
Jhonattan Vegas	T45	79-71-73-66	289/1	58,500.00		
Bradley Dredge	T47	72-73-74-71	290/2	55,000.00		
Andrew Johnston	T47	75-69-69-77	290/2	55,000.00		
K.T. Kim	T47	74-74-71-71	290/2	55,000.00		
WC Liang	T47	72-75-72-71	290/2	55,000.00		
Gary Woodland	T47	71-74-73-72	290/2	55,000.00		
Gregory Bourdy	T52	74-70-76-71	291/3	51,500.00		
Young-han Song	T52	75-74-72-70	291/3	51,500.00		
Scott Hend	T54	72-72-72-77	293/5	49,250.00		
Kevin Na	T54	75-71-73-74	293/5	49,250.00		
Hideto Tanihara	T54	73-73-73-74	293/5	49,250.00		
Bubba Watson	T54	71-73-76-73	293/5	49,250.00		
Alexander Levy	T58	72-75-73-74	294/6	47,750.00		
Jordan Zunic	T58	72-75-75-72	294/6	47,750.00		
Patrick Reed	T60	78-75-66-76	295/7	46,500.00		
Chan Shih-chang	T60	79-74-71-71	295/7	46,500.00		
Richard Sterne	T60	77-74-69-75	295/7	46,500.00		
Byeong Hun An	T63	74-75-76-71	296/8	45,250.00		
Si Woo Kim	T63	74-81-72-69	296/8	45,250.00		
Hao Tong Li	T63	73-72-74-77	296/8	45,250.00		
Sean O'Hair	T63	73-73-72-78	296/8	45,250.00		
Scott Piercy	T63	79-72-74-71	296/8	45,250.00		
Matthew Millar	T68	72-75-74-77	298/10	44,375.00		
Miguel Tabuena	T68	72-76-72-78	298/10	44,375.00		
Marcus Fraser	T70	78-73-71-77	299/11	43,625.00		
Kevin Kisner	T70	72-80-69-78	299/11	43,625.00		
Soomin Lee	T70	76-76-75-72	299/11	43,625.00		
Jeunghun Wang	T70	82-76-69-72	299/11	43,625.00		
Jacques Blaauw	T74	76-73-77-75	301/13	43,000.00		
Danny Willett	T75	74-78-75-75	302/14	42,750.00		
Huilin Zhang	T76	72-78-76-79	305/17	42,500.00		
Nathan Holman	T77	75-79-77-75	306/18	42,125.00		
Jimmy Walker	T77	78-79-77-72	306/18	42,125.00		

2015-16 HSBC Champions

Sheshan International GC; Shanghai, China Purse: \$8,500,000 Par/Yards: 36-36-72/7,261 November 2-8, 2015

LEADERS		First Round	Second Round	Third Round		
	Graeme McDowell	67 (-5)	Graeme McDowell	134 (-10)	Graeme McDowell	205 (-11)
	Tim Clark	69 (-3)	Ian Poulter	137 (-7)	Hiroshi Iwata	206 (-10)
	Tommy Fleetwood	69 (-3)	Hiroshi Iwata	138 (-6)	Martin Kaymer	207 (-9)
	Rickie Fowler	69 (-3)	Bubba Watson	138 (-6)	Bubba Watson	207 (-9)
	Martin Kaymer	69 (-3)	Jonas Blixt	139 (-5)	Tim Clark	208 (-8)
	Chris Kirk	69 (-3)	Tim Clark	139 (-5)	Rickie Fowler	208 (-8)
	Brandt Snedeker	69 (-3)	Rickie Fowler	139 (-5)		
	Bubba Watson	71 (-1)	Kevin Na	139 (-5)		

CUT: No cut. 77 of 78 professionals completed 72 holes.

WEATHER: Thursday: Mostly cloudy with a high of 75 degrees and winds SE-10-15 mph. Friday: A few light morning showers before play started. Highs in the high 60s with winds SSE-12-15 mph. Saturday: The start of the third round was delayed 30 minutes with tee times pushed back to 9:15 a.m. local time due to dangerous/lightning conditions. Play was again suspended at 9:57 a.m. due to the threat of lightning in the area. Play resumed at 10:40 a.m. and was called for the day due to darkness with the final group given the option to complete their final hole. Only Russell Knox elected not to tee off the 18th hole and returned to finish his third round at 7:45 a.m. on Sunday morning. Wind NW 10-20 mph. Sunday: Mostly cloudy with chilly temperatures in the morning rising to the mid 60s. Winds N 10-15 mph.



Winner: Russell Knox 67-65-68-68 268 \$1,400,000.00

RUSSELL KNOX	1	67-65-68-68	268/-20	\$1,400,000.00	Steven Bowditch	T40	64-75-68-75	282/-6	\$58,500.00
Kevin Kisner	2	64-66-70-70	270/-18	850,000.00	Luke Donald	T40	71-69-70-72	282/-6	58,500.00
Ross Fisher	T3	69-69-65-68	271/-17	422,500.00	Matt Jones	T40	74-70-68-70	282/-6	58,500.00
Danny Willett	T3	65-74-70-62	271/-17	422,500.00	Anirban Lahiri	T40	70-75-66-71	282/-6	58,500.00
Branden Grace	T5	63-71-70-68	272/-16	276,500.00	Louis Oosthuizen	T44	68-69-73-73	283/-5	55,500.00
Dustin Johnson	T5	65-71-65-71	272/-16	276,500.00	Daniel Summerhays	T44	68-74-67-74	283/-5	55,500.00
Matthew Fitzpatrick	T7	68-69-69-67	273/-15	173,750.00	SSP Chawrasia	T46	69-72-71-72	284/-4	52,000.00
Hao Tong Li	T7	66-69-66-72	273/-15	173,750.00	Miguel Angel Jimenez	T46	73-72-70-69	284/-4	52,000.00
Patrick Reed	T7	65-70-68-70	273/-15	173,750.00	Soren Kjeldsen	T46	68-71-70-75	284/-4	52,000.00
Jordan Spieth	T7	68-72-63-70	273/-15	173,750.00	Richard T. Lee	T46	68-72-73-71	284/-4	52,000.00
Daniel Berger	T11	68-71-69-66	274/-14	106,166.67	Xin-jun Zhang	T46	67-72-73-72	284/-4	52,000.00
Sergio Garcia	T11	68-70-68-68	274/-14	106,166.67	Ze-cheng Dou	T51	70-71-73-71	285/-3	49,000.00
Rory McIlroy	T11	68-72-68-66	274/-14	106,166.67	Lee Westwood	T51	72-69-71-73	285/-3	49,000.00
Henrik Stenson	T11	69-72-66-67	274/-14	106,166.67	Chris Wood	T51	68-76-69-72	285/-3	49,000.00
Thongchai Jaidee	T11	72-68-66-68	274/-14	106,166.66	Thomas Aiken	T54	70-71-73-72	286/-2	47,500.00
Marc Leishman	T11	69-72-65-68	274/-14	106,166.66	Tyrrell Hatton	T54	70-76-70-70	286/-2	47,500.00
Rickie Fowler	T17	68-72-68-67	275/-13	89,000.00	Alexander Noren	T54	70-76-66-74	286/-2	47,500.00
Bernd Wiesberger	T17	70-66-69-70	275/-13	89,000.00	Kevin Na	57	72-72-72-71	287/-1	46,500.00
Byeong-Hun An	T19	69-68-68-72	277/-11	83,000.00	Greg Chalmers	T58	73-73-69-73	288/E	44,791.67
Scott Hend	T19	68-69-67-73	277/-11	83,000.00	Nick Cullen	T58	74-71-70-73	288/E	44,791.67
Hunter Mahan	T19	68-68-71-70	277/-11	83,000.00	Trevor Fisher Jr	T58	67-74-70-77	288/E	44,791.67
Thorbjorn Olesen	T19	64-74-66-73	277/-11	83,000.00	Danny Lee	T58	71-73-71-73	288/E	44,791.67
Paul Casey	T23	67-72-71-68	278/-10	75,750.00	Wu Ashun	T58	69-74-72-73	288/E	44,791.66
Harris English	T23	67-71-70-70	278/-10	75,750.00	WC Liang	T58	71-73-73-71	288/E	44,791.66
Thomas Pieters	T23	67-71-71-69	278/-10	75,750.00	Hiroshi Iwata	T64	70-77-69-73	289/1	43,250.00
Gary Woodland	T23	69-71-73-65	278/-10	75,750.00	Cameron Smith	T64	71-73-70-75	289/1	43,250.00
K.T. Kim	T27	74-71-68-66	279/-9	72,000.00	Andy Sullivan	T64	70-74-70-75	289/1	43,250.00
James Morrison	T27	69-70-68-72	279/-9	72,000.00	Danny Chia	67	72-73-74-71	290/2	42,750.00
Justin Thomas	T27	72-69-70-68	279/-9	72,000.00	Andrew Dodd	T68	70-80-76-66	292/4	42,375.00
Kiradech Aphibarnrat	T30	69-70-70-71	280/-8	68,000.00	Shane Lowry	T68	74-75-72-71	292/4	42,375.00
Tommy Fleetwood	T30	67-71-72-70	280/-8	68,000.00	Adam Scott	70	75-76-72-70	293/5	42,000.00
David Howell	T30	73-68-69-70	280/-8	68,000.00	Satoshi Kodaira	71	74-76-76-68	294/6	41,750.00
Martin Kaymer	T30	69-71-73-67	280/-8	68,000.00	David Lingmerth	T72	70-72-76-77	295/7	41,375.00
Ian Poulter	T30	72-71-70-67	280/-8	68,000.00	Danie van Tonder	T72	77-73-71-74	295/7	41,375.00
Emiliano Grillo	T35	69-71-69-72	281/-7	63,000.00	Yi Cao	74	70-78-71-78	297/9	41,000.00
Scott Piercy	T35	70-73-66-72	281/-7	63,000.00	Steven Jeffress	75	76-78-73-74	301/13	40,750.00
Charl Schwartzel	T35	68-72-69-72	281/-7	63,000.00	Chris Kirk	T76	71-79-74-79	303/15	40,375.00
Robert Streb	T35	73-69-68-71	281/-7	63,000.00	Marc Warren	T76	75-74-81-73	303/15	40,375.00
Bubba Watson	T35	68-73-68-72	281/-7	63,000.00	Hideki Matsuyama	WD	71-73	144/E	

2014-15 HSBC Champions

Sheshan International GC; Shanghai, China Purse: \$8,500,000 Par/Yards: 36-36-72/7,261 November 3-9, 2014

LEADERS	First Round	Second Round	Third Round
	Graeme McDowell..... 67 (-5)	Graeme McDowell..... 134 (-10)	Graeme McDowell..... 205 (-11)
	Tim Clark..... 69 (-3)	Ian Poulter..... 137 (-7)	Hiroshi Iwata..... 206 (-10)
	Tommy Fleetwood..... 69 (-3)	Hiroshi Iwata..... 138 (-6)	Martin Kaymer..... 207 (-9)
	Rickie Fowler..... 69 (-3)	Bubba Watson..... 138 (-6)	Bubba Watson..... 207 (-9)
	Martin Kaymer..... 69 (-3)	Jonas Blixt..... 139 (-5)	Tim Clark..... 208 (-8)
	Chris Kirk..... 69 (-3)	Tim Clark..... 139 (-5)	Rickie Fowler..... 208 (-8)
	Brandt Snedeker..... 69 (-3)	Rickie Fowler..... 139 (-5)	
	Bubba Watson..... 71 (-1)	Kevin Na..... 139 (-5)	



CUT: No cut. 76 of the 80 professionals completed 72 holes.

Winner: Bubba Watson 71-67-69-70 277 \$1,400,000.00

BUBBA WATSON..... 1	71-67-69-70	277/-11	\$1,400,000.00	Jimmy Walker..... T35	73-69-75-73	290/2	\$61,500.00
Tim Clark..... 2	69-70-69-69	277/-11	850,000.00	Marc Warren..... T35	75-72-69-74	290/2	61,500.00
Rickie Fowler..... T3	69-70-69-70	278/-10	381,666.67	Thomas Bjorn..... T41	72-75-72-72	291/3	56,000.00
Hiroshi Iwata..... T3	73-65-68-72	278/-10	381,666.67	Luke Donald..... T41	74-72-74-71	291/3	56,000.00
Graeme McDowell..... T3	67-67-71-73	278/-10	381,666.66	Thongchai Jaidee..... T41	71-76-75-69	291/3	56,000.00
Thorbjorn Olesen..... T6	72-68-69-71	280/-8	213,666.67	Hideki Matsuyama..... T41	74-69-73-75	291/3	56,000.00
Ian Poulter..... T6	70-67-72-71	280/-8	213,666.67	Dawie van der Walt..... T41	70-72-75-74	291/3	56,000.00
Martin Kaymer..... T6	69-72-66-73	280/-8	213,666.66	Ernie Els..... T46	74-70-74-74	292/4	52,500.00
Marc Leishman..... 9	72-71-69-69	281/-7	158,000.00	Mikko Ilonen..... T46	75-76-71-70	292/4	52,500.00
Jason Dufner..... T10	72-70-72-68	282/-6	135,500.00	Felipe Aguilar..... T48	76-74-71-72	293/5	49,300.00
Brandt Snedeker..... T10	69-74-69-70	282/-6	135,500.00	Bill Haas..... T48	70-74-72-77	293/5	49,300.00
George Coetzee..... T12	72-73-69-69	283/-5	108,000.00	WC Liang..... T48	75-74-73-71	293/5	49,300.00
Adam Scott..... T12	70-72-71-70	283/-5	108,000.00	Justin Rose..... T48	72-71-76-74	293/5	49,300.00
Pablo Larrazabal..... T14	75-72-69-68	284/-4	89,833.34	Marcel Siem..... T48	72-72-76-73	293/5	49,300.00
Alexander Levy..... T14	74-68-71-71	284/-4	89,833.34	Matt Jones..... T53	75-76-71-72	294/6	47,000.00
Wu Ashun..... T14	74-70-69-71	284/-4	89,833.33	Hennie Otto..... T53	74-72-75-73	294/6	47,000.00
Jonas Blixt..... T14	71-68-71-74	284/-4	89,833.33	Scott Stallings..... T53	74-76-77-67	294/6	47,000.00
Chris Kirk..... T14	69-74-69-72	284/-4	89,833.33	Matt Every..... T56	75-72-75-73	295/7	45,250.00
Louis Oosthuizen..... T14	70-70-72-72	284/-4	89,833.33	David Lipsky..... T56	78-73-72-72	295/7	45,250.00
Kevin Na..... T20	71-68-79-67	285/-3	81,000.00	Kevin Streelman..... T56	77-72-71-75	295/7	45,250.00
Lee Westwood..... T20	70-73-69-73	285/-3	81,000.00	Gary Woodland..... T56	73-75-74-73	295/7	45,250.00
Ryan Palmer..... T22	74-72-72-68	286/-2	77,000.00	Mu Hu..... T60	78-71-74-73	296/8	43,875.00
Patrick Reed..... T22	71-73-71-71	286/-2	77,000.00	Brendon Todd..... T60	71-74-73-78	296/8	43,875.00
Jamie Donaldson..... T24	71-77-68-71	287/-1	73,500.00	Darren Fichardt..... 62	74-72-74-77	297/9	43,500.00
Tommy Fleetwood..... T24	69-75-74-69	287/-1	73,500.00	Hyung-Sung Kim..... 63	70-74-75-79	298/10	43,250.00
Stephen Gallacher..... T24	72-72-71-72	287/-1	73,500.00	Keegan Bradley..... T64	72-73-77-78	300/12	42,500.00
Henrik Stenson..... T24	70-71-81-65	287/-1	73,500.00	Mike Hendry..... T64	76-75-73-76	300/12	42,500.00
Sergio Garcia..... T28	74-72-73-69	288/E	68,500.00	Charl Schwartzel..... T64	74-76-77-73	300/12	42,500.00
J.B. Holmes..... T28	70-71-73-74	288/E	68,500.00	Oliver Wilson..... T64	71-70-79-80	300/12	42,500.00
Anirban Lahiri..... T28	74-70-74-70	288/E	68,500.00	Lian-Wei Zhang..... T64	73-76-74-77	300/12	42,500.00
Joost Luiten..... T28	77-71-69-71	288/E	68,500.00	Ze-cheng Dou..... T69	76-73-74-78	301/13	41,625.00
Hunter Mahan..... T28	74-68-71-75	288/E	68,500.00	Antonio Lascuna..... T69	76-79-73-73	301/13	41,625.00
Ryan Moore..... T28	74-71-72-71	288/E	68,500.00	Miguel A. Jimenez..... 71	78-75-73-76	302/14	41,250.00
Shane Lowry..... 34	78-69-74-68	289/1	65,000.00	Jason Knutzon..... 72	78-74-75-77	304/16	41,000.00
Russell Henley..... T35	71-75-74-70	290/2	61,500.00	Billy Horschel..... T73	80-77-79-70	306/18	40,500.00
Haotong Li..... T35	75-72-76-67	290/2	61,500.00	Yoshitaka Takeya..... T73	77-78-75-76	306/18	40,500.00
John Senden..... T35	73-73-72-72	290/2	61,500.00	Jaco Van Zyl..... T73	70-75-83-78	306/18	40,500.00
Jordan Spieth..... T35	70-74-72-74	290/2	61,500.00	Jin Jeong..... 76	85-79-75-80	319/31	40,000.00

2013-14 HSBC Champions

Sheshan International GC; Shanghai, China Purse: \$8,500,000 Par/Yards: 36-36-72/7,266 October 28-November 3, 2013

LEADERS	First Round	Second Round	Third Round
	Rory McIlroy..... 65 (-7)	Dustin Johnson..... 132 (-12)	Dustin Johnson..... 198 (-18)
	Jamie Donaldson..... 67 (-5)	Rory McIlroy..... 137 (-7)	Ian Poulter..... 201 (-15)
	Gonzalo Fdez-Castano..... 67 (-5)	Bubba Watson..... 137 (-7)	Graeme McDowell..... 202 (-14)
	Tommy Fleetwood..... 68 (-4)	Boo Weekley..... 137 (-7)	Graham DeLaet..... 204 (-12)
	Justin Rose..... 68 (-4)	Ernie Els..... 138 (-6)	Rory McIlroy..... 204 (-12)
	Jordan Spieth..... 68 (-4)	Gonzalo Fdez-Castano..... 138 (-6)	Justin Rose..... 204 (-12)
	Bubba Watson..... 68 (-4)	Tommy Fleetwood..... 138 (-6)	
	Dustin Johnson..... 69 (-3)	Sergio Garcia..... 138 (-6)	
		Graeme McDowell..... 138 (-6)	
		Ian Poulter..... 138 (-6)	



CUT: No cut. 77 of 78 players completed 72 holes.

WEATHER: Thursday: Cloudy and breezy, with a high of 69. Wind E at 10-15 mph. Friday: Partly cloudy and breezy, with a high of 69. Wind E at 10-15 mph. Saturday: Mostly cloudy, with a high of 72. Winds N at 3-6 mph. Sunday: Mostly cloudy, with a high of 72. NNW wind at 5-10 mph.

Winner: Dustin Johnson 69-63-66-66 264 \$1,400,000.00

Player	Score	Par	Yards	Purse
DUSTIN JOHNSON 1	69-63-66-66	264/-24	\$1,400,000.00	
Ian Poulter..... 2	71-67-63-66	267/-21	850,000.00	
Graeme McDowell..... 3	69-69-64-66	268/-20	480,000.00	
Sergio Garcia..... 4	70-68-69-63	270/-18	365,000.00	
Justin Rose..... 5	68-71-65-68	272/-16	300,000.00	
Graham DeLaet..... T6	71-68-65-69	273/-15	231,500.00	
Rory McIlroy..... T6	65-72-67-69	273/-15	231,500.00	
Jamie Donaldson..... T8	67-74-66-67	274/-14	161,666.67	
Bubba Watson..... T8	68-69-69-68	274/-14	161,666.67	
Martin Kaymer..... T8	70-74-62-68	274/-14	161,666.66	
Keegan Bradley..... T11	71-68-68-68	275/-13	116,666.67	
Ernie Els..... T11	69-69-71-66	275/-13	116,666.67	
Boo Weekley..... T11	70-67-69-69	275/-13	116,666.66	
Phil Mickelson..... 14	71-68-72-65	276/-12	100,000.00	
WC Liang..... T15	72-67-72-66	277/-11	93,500.00	
Louis Oosthuizen..... T15	70-70-70-67	277/-11	93,500.00	
Jordan Spieth..... 17	68-71-70-69	278/-10	90,000.00	
Tommy Fleetwood..... T18	68-70-69-72	279/-9	87,000.00	
Jin Jeong..... T18	70-69-71-69	279/-9	87,000.00	
Paul Casey..... 20	69-73-69-69	280/-8	84,000.00	
Gregory Bourdy..... T21	75-68-67-71	281/-7	75,100.00	
Bill Haas..... T21	72-72-69-68	281/-7	75,100.00	
Peter Hanson..... T21	70-73-70-68	281/-7	75,100.00	
Scott Hend..... T21	69-74-66-72	281/-7	75,100.00	
Mikko Ilonen..... T21	72-69-72-68	281/-7	75,100.00	
Matteo Manassero..... T21	72-70-70-69	281/-7	75,100.00	
Francesco Molinari..... T21	72-69-70-70	281/-7	75,100.00	
Scott Piercy..... T21	72-73-68-68	281/-7	75,100.00	
Bo Van Pelt..... T21	77-67-66-71	281/-7	75,100.00	
Jaco Van Zyl..... T21	72-73-68-68	281/-7	75,100.00	
Luke Donald..... T31	70-71-70-71	282/-6	68,000.00	
Henrik Stenson..... T31	74-76-67-65	282/-6	68,000.00	
Nick Watney..... T31	75-74-67-66	282/-6	68,000.00	
Mark Brown..... T34	72-68-72-71	283/-5	64,000.00	
Jason Dufner..... T34	73-67-71-72	283/-5	64,000.00	
Billy Horschel..... T34	71-69-72-71	283/-5	64,000.00	
Wenyi Huang..... T34	70-74-69-70	283/-5	64,000.00	
Kevin Streelman..... T34	70-73-72-68	283/-5	64,000.00	
Thomas Bjorn..... T39	74-72-70-68	284/-4	58,000.00	
Gonzalo Fdez-Castano..... T39	67-71-70-76	284/-4	\$58,000.00	
Branden Grace..... T39	77-71-67-69	284/-4	58,000.00	
Haotong Li..... T39	72-71-74-67	284/-4	58,000.00	
David Lynn..... T39	74-70-69-71	284/-4	58,000.00	
Richard Sterne..... T39	74-73-74-63	284/-4	58,000.00	
Chris Wood..... T39	71-71-73-69	284/-4	58,000.00	
Ken Duke..... T46	70-72-73-70	285/-3	52,500.00	
Brian Gay..... T46	71-72-72-70	285/-3	52,500.00	
Thongchai Jaidee..... T46	76-68-68-73	285/-3	52,500.00	
Jimmy Walker..... T46	73-73-69-70	285/-3	52,500.00	
Hiroyuki Fujita..... T50	75-70-68-73	286/-2	49,000.00	
Mike Hendry..... T50	72-73-73-68	286/-2	49,000.00	
Masahiro Kawamura..... T50	73-72-70-71	286/-2	49,000.00	
Ryan Moore..... T50	70-74-69-73	286/-2	49,000.00	
Michael Thompson..... T50	74-72-68-72	286/-2	49,000.00	
Kiradech Aphibarnrat..... T55	69-78-68-72	287/-1	46,250.00	
Rickie Fowler..... T55	74-70-70-73	287/-1	46,250.00	
John Merrick..... T55	72-75-69-71	287/-1	46,250.00	
Brandt Snedeker..... T55	73-74-70-70	287/-1	46,250.00	
Peter Uihlein..... T55	71-73-73-70	287/-1	46,250.00	
Lee Westwood..... T55	71-73-68-75	287/-1	46,250.00	
Derek Ernst..... T61	71-72-73-72	288/E	44,250.00	
Darren Fichardt..... T61	70-74-75-69	288/E	44,250.00	
Gaganjeet Bhullar..... T63	69-71-75-74	289/1	43,500.00	
Jonas Blixt..... T63	70-75-74-70	289/1	43,500.00	
Stephen Gallacher..... T63	73-73-72-71	289/1	43,500.00	
Ryo Ishikawa..... T66	81-72-68-69	290/2	42,875.00	
Daniel Popovic..... T66	77-71-69-73	290/2	42,875.00	
D.A. Points..... T68	72-74-70-75	291/3	42,375.00	
Ashun Wu..... T68	74-75-70-72	291/3	42,375.00	
David Howell..... 70	72-75-73-72	292/4	42,000.00	
Seuk-hyun Baek..... 71	81-68-69-75	293/5	41,750.00	
Miguel A. Jimenez..... 72	75-76-70-74	295/7	41,500.00	
Raphael Jacquelin..... 73	81-70-71-74	296/8	41,250.00	
George Coetzee..... 74	75-77-74-71	297/9	41,000.00	
Mu Hu..... 75	76-75-73-75	299/11	40,750.00	
Brett Rumford..... 76	75-77-79-72	303/15	40,500.00	
Huang Ming-jie..... 77	83-77-80-83	323/35	40,250.00	

2012 HSBC Champions

Mission Hills Golf Club; Guangdong, China Purse: \$7,000,000 Par/Yards: 36-36-72/7,301 October 29-November 4, 2012

LEADERS	First Round	Second Round	Third Round		
Louis Oosthuizen.....	65 (-7)	Louis Oosthuizen.....	128 (-16)	Louis Oosthuizen.....	198 (-18)
Adam Scott.....	65 (-7)	Ernie Els.....	133 (-11)	Lee Westwood.....	198 (-18)
Peter Hanson.....	66 (-6)	Adam Scott.....	133 (-11)	Phil Mickelson.....	201 (-15)
Shane Lowry.....	66 (-6)	Jason Dufner.....	134 (-10)	Ernie Els.....	202 (-14)
Phil Mickelson.....	66 (-6)	Shane Lowry.....	134 (-10)	Bill Haas.....	202 (-14)
Bubba Watson.....	66 (-6)	Ian Poulter.....	137 (T12)	Ian Poulter.....	202 (-14)
Ian Poulter.....	69 (T16)				

CUT: No cut. 77 of 78 professionals completed 72 holes,



WEATHER: Overcast and mild. High of 75. Winds variable at 5-10 mph. Friday: Sunny and mild. High of 79. Winds variable at 5-10 mph. Saturday: Sunny and mild. High of 79. Winds variable at 8-10 mph. Sunday: Overcast and warm. High of 82. Winds variable at 5-10 mph.

Winner: Ian Poulter 69-68-65-65 267 \$1,200,000.00

IAN POULTER.....1	69-68-65-65	267	\$1,200,000.00	Francesco Molinari.....	T39	74-69-74-68	285	\$47,000.00	
Jason Dufner.....	T2	68-66-71-64	269	417,500.00	Thaworn Wiratchant.....	T39	72-70-70-73	285	47,000.00
Ernie Els.....	T2	70-63-69-67	269	417,500.00	Jamie Donaldson.....	T42	71-74-71-70	286	43,500.00
Phil Mickelson.....	T2	66-69-66-68	269	417,500.00	Marcus Fraser.....	T42	73-72-70-71	286	43,500.00
Scott Piercy.....	T2	68-68-68-65	269	417,500.00	Graeme McDowell.....	T42	71-75-68-72	286	43,500.00
Louis Oosthuizen.....	T6	65-63-70-72	270	190,000.00	Julien Quesne.....	T42	71-71-71-73	286	43,500.00
Lee Westwood.....	T6	70-67-61-72	270	190,000.00	Rafael Cabrera Bello....	T46	75-69-76-67	287	40,000.00
Adam Scott.....	8	65-68-71-67	271	155,000.00	Greg Chalmers.....	T46	71-71-68-77	287	40,000.00
Martin Kaymer.....	9	68-69-67-68	272	140,000.00	Brendan Jones.....	T46	74-69-70-74	287	40,000.00
Bill Haas.....	10	69-67-66-71	273	125,000.00	Jeev Milkha Singh.....	T46	72-71-73-71	287	40,000.00
Hiroiyuki Fujita.....	T11	73-67-67-67	274	98,000.00	Mark Wilson.....	T46	73-74-69-71	287	40,000.00
Prom Meesawat.....	T11	67-70-69-68	274	98,000.00	Robert Garrigus.....	T51	76-68-69-75	288	38,000.00
Thorbjorn Olesen.....	T11	71-65-70-68	274	98,000.00	Brad Kennedy.....	T51	73-77-67-71	288	38,000.00
Marcel Siem.....	T11	71-70-66-67	274	98,000.00	Geoff Ogilvy.....	T51	75-74-72-67	288	38,000.00
Brandt Snedeker.....	T11	72-71-60-71	274	98,000.00	Nicolas Colsaerts.....	T54	73-73-71-72	289	36,750.00
Carl Pettersson.....	T16	70-68-66-71	275	80,500.00	Han Lee.....	T54	73-70-75-71	289	36,750.00
Nick Watney.....	T16	72-72-69-62	275	80,500.00	Robert Allenby.....	T56	76-72-69-73	290	34,750.00
Gaganjeet Bhullar.....	T18	73-68-63-72	276	75,000.00	George Coetzee.....	T56	73-76-68-73	290	34,750.00
Luke Donald.....	T18	68-68-69-71	276	75,000.00	Hyung-Sung Kim.....	T56	78-70-70-72	290	34,750.00
Marc Leishman.....	T18	73-68-65-70	276	75,000.00	Garth Mulroy.....	T56	70-74-73-73	290	34,750.00
Thomas Bjorn.....	T21	72-70-68-67	277	70,000.00	Jaco Van Zyl.....	T56	74-75-70-71	290	34,750.00
Thongchai Jaidee.....	T21	70-68-69-70	277	70,000.00	Xin-jun Zhang.....	T56	75-69-76-70	290	34,750.00
Keegan Bradley.....	23	71-68-68-71	278	67,000.00	Branden Grace.....	T62	75-76-70-70	291	32,500.00
Peter Hanson.....	T24	66-71-73-69	279	62,250.00	Hennie Otto.....	T62	76-73-71-71	291	32,500.00
Scott Hend.....	T24	70-74-67-68	279	62,250.00	Danny Willett.....	T62	74-73-71-73	291	32,500.00
WC Liang.....	T24	72-73-66-68	279	62,250.00	Alvaro Quiros.....	T65	72-76-68-76	292	31,000.00
Justin Rose.....	T24	72-70-67-70	279	62,250.00	Richie Ramsay.....	T65	78-71-72-71	292	31,000.00
Thomas Aiken.....	T28	68-73-69-70	280	57,500.00	Kyle Stanley.....	T65	79-70-74-69	292	31,000.00
Gonzalo Fdez-Castano..	T28	71-67-69-73	280	57,500.00	Jbe' Kruger.....	68	83-72-71-67	293	30,000.00
John Senden.....	T28	72-70-70-68	280	57,500.00	Kenichi Kuboya.....	T69	77-83-66-69	295	29,000.00
Bernd Wiesberger.....	T28	72-72-68-68	280	57,500.00	David Lynn.....	T69	76-69-73-77	295	29,000.00
Shane Lowry.....	32	66-68-72-75	281	55,000.00	Toshinori Muto.....	T69	74-71-76-74	295	29,000.00
Bubba Watson.....	33	66-72-69-75	282	54,000.00	Yuta Ikeda.....	T72	70-70-82-75	297	27,500.00
Ik-Je Jang.....	T34	68-71-72-72	283	52,500.00	David Lipsky.....	T72	78-74-69-76	297	27,500.00
Tadahiro Takayama.....	T34	73-69-70-71	283	52,500.00	Robert Rock.....	T72	78-70-76-73	297	27,500.00
Paul Lawrie.....	T36	69-71-72-72	284	50,000.00	Johnson Wagner.....	75	75-74-73-76	298	26,500.00
Joost Luiten.....	T36	72-72-68-72	284	50,000.00	Siddikur Rahman.....	76	77-76-76-72	301	26,000.00
A-Shun Wu.....	T36	68-70-71-75	284	50,000.00	Mu Hu.....	77	79-74-79-75	307	25,500.00
Dustin Johnson.....	T39	67-68-84-66	285	47,000.00					

2011 HSBC Champions

Sheshan International Golf Club; Shanghai, China Purse: \$7,000,000 Par/Yards: 36-36-72/7,266 October 31-November 6, 2011

First Round	Second Round	Third Round
Keegan Bradley..... 65 (-7)	Fredrik Jacobson..... 133 (-11)	Fredrik Jacobson..... 200 (-16)
Fredrik Jacobson..... 67 (-5)	Louis Oosthuizen..... 134 (-10)	Louis Oosthuizen..... 202 (-14)
Alexander Noren..... 67 (-5)	Adam Scott..... 134 (-10)	Adam Scott..... 203 (-13)
Bo Van Pelt..... 67 (-5)	Keegan Bradley..... 135 (-9)	Rory McIlroy..... 204 (-12)
K.J. Choi..... 68 (-4)	Paul Casey..... 136 (-8)	Lee Westwood..... 204 (-12)
Thongchai Jaidee..... 68 (-4)	Bo Van Pelt..... 136 (-8)	Martin Kaymer..... 205 (-11)
Justin Rose..... 68 (-4)	Martin Kaymer..... 137 (-7)	
David Toms..... 68 (-4)		
Martin Kaymer..... 69 (-3)		

CUT: No cut. All 78 professionals completed 72 holes.



WEATHER: Thursday: Mostly cloudy, with the high reaching 68. Winds variable at 5-10 mph. Friday: Mostly cloudy and humid, with the high reaching 68. There was light rain for approximately 90 minutes midway through the round. Lift, clean and place rules in effect. Winds variable at 6-12 mph. Saturday: Mostly cloudy and warmer, with the high reaching 71. Winds variable at 5-10 mph. Sunday: Mostly cloudy and cooler, with the high reaching 69. Winds NNE at 12-18 mph shifting to NE at 10-18 in the afternoon.

Winner: Martin Kaymer 69-68-68-63 268 \$1,200,000.00

MARTIN KAYMER..... 1	69-68-68-63	268	\$1,200,000.00
Fredrik Jacobson.....2	67-66-67-71	271	675,000.00
Graeme McDowell.....3	69-69-67-67	272	430,000.00
Paul Casey..... T4	70-66-70-67	273	258,333.33
Rory McIlroy..... T4	70-69-65-69	273	258,333.33
Charl Schwartzel..... T4	70-69-69-65	273	258,333.33
Hunter Mahan..... T7	71-67-69-67	274	155,000.00
Louis Oosthuizen..... T7	71-63-68-72	274	155,000.00
Justin Rose..... T7	68-70-70-66	274	155,000.00
Jhonattan Vegas..... T10	69-73-65-68	275	125,000.00
Adam Scott..... T11	69-65-69-73	276	110,000.00
Bo Van Pelt..... T11	67-69-70-70	276	110,000.00
Ian Poulter..... T13	70-68-69-71	278	90,000.00
Lee Westwood..... T13	69-68-67-74	278	90,000.00
Xin-jun Zhang..... T13	74-68-64-72	278	90,000.00
Keegan Bradley..... T16	65-70-72-72	279	79,333.33
K.J. Choi..... T16	68-70-72-69	279	79,333.33
Simon Dyson..... T16	69-69-70-71	279	79,333.33
John Senden..... T19	72-68-70-70	280	75,000.00
Nicolas Colsaerts..... T20	74-69-68-70	281	71,000.00
Lucas Glover..... T20	76-68-71-66	281	71,000.00
Pablo Larrazabal..... T20	70-69-70-72	281	71,000.00
Aaron Baddeley..... T23	69-68-73-72	282	62,500.00
Jonathan Byrd..... T23	71-68-70-73	282	62,500.00
Anders Hansen..... T23	71-69-70-72	282	62,500.00
Jbe' Kruger..... T23	70-70-68-74	282	62,500.00
Francesco Molinari..... T23	70-70-71-71	282	62,500.00
Jeev Milkha Singh..... T23	72-73-69-68	282	62,500.00
Harrison Frazar..... T29	70-75-64-74	283	56,500.00
Yuta Ikeda..... T29	70-71-68-74	283	56,500.00
Thongchai Jaidee..... T29	68-69-72-74	283	56,500.00
Rory Sabbatini..... T29	69-71-71-72	283	56,500.00
Ernie Els..... T33	75-69-72-68	284	52,000.00
Peter Hanson..... T33	69-73-71-71	284	52,000.00
Robert Rock..... T33	70-70-71-73	284	52,000.00
Lee Slattery..... T33	76-71-68-69	284	52,000.00
Nick Watney..... T33	71-75-71-67	284	52,000.00
Darren Clarke..... T38	73-76-67-69	285	47,500.00
Jim Herman..... T38	74-70-73-68	285	47,500.00

Miguel A. Jimenez..... T38	72-68-68-77	285	\$47,500.00
Chinnarat Phadungsil..... T38	71-69-74-71	285	47,500.00
Stuart Appleby..... T42	77-70-71-69	287	43,500.00
Thomas Bjorn..... T42	72-71-71-73	287	43,500.00
Bill Haas..... T42	74-69-68-76	287	43,500.00
Scott Stallings..... T42	70-74-72-71	287	43,500.00
Ben Crane..... T46	75-71-74-68	288	40,500.00
Hiroyuki Fujita..... T46	74-71-70-73	288	40,500.00
Keith Horne..... T46	71-70-73-74	288	40,500.00
Jung-gon Hwang..... T49	72-72-70-75	289	38,000.00
Kyung-tae Kim..... T49	73-77-71-68	289	38,000.00
Paul Lawrie..... T49	72-71-72-74	289	38,000.00
Alexander Noren..... T49	67-75-70-77	289	38,000.00
Alvaro Quiros..... T49	72-67-71-79	289	38,000.00
Siddikur Rahman..... T49	75-73-67-74	289	38,000.00
Ashun Wu..... T49	72-69-70-78	289	38,000.00
Robert Karlsson..... T56	74-75-68-73	290	35,500.00
Geoff Ogilvy..... T56	75-69-69-77	290	35,500.00
Mark Wilson..... T56	71-73-77-69	290	35,500.00
Tetsuji Hiratsuka..... T59	72-70-72-77	291	34,000.00
Michio Matsumura..... T59	74-71-71-75	291	34,000.00
David Toms..... T59	68-76-71-76	291	34,000.00
Jim Furyk..... T62	78-68-73-73	292	32,500.00
Michael Hoey..... T62	76-70-74-72	292	32,500.00
WC Liang..... T62	72-73-71-76	292	32,500.00
S.S.P. Chowrasia..... T65	73-74-73-73	293	31,500.00
Kiradech Aphibarnrat..... T66	79-72-71-72	294	30,750.00
D.A. Points..... T66	73-71-73-77	294	30,750.00
Chez Reavie..... T68	70-75-68-82	295	30,000.00
Matteo Manassero..... T69	82-71-70-73	296	29,500.00
Thomas Aiken..... T70	76-75-69-77	297	29,000.00
David Gleeson..... T71	71-70-76-81	298	28,500.00
Alistair Presnell..... T72	75-75-73-76	299	27,750.00
Chan Yih-shin..... T72	75-74-76-74	299	27,750.00
Hao Yuan..... T74	72-78-74-76	300	27,000.00
Pablo Martin..... T75	76-71-74-80	301	26,500.00
Tom Lewis..... T76	78-71-72-83	304	26,000.00
Adam Bland..... T77	75-76-81-80	312	25,500.00
Bobby Gates..... WD	75-68-69	212	

2010 HSBC Champions

Sheshan International Golf Club; Shanghai, China Purse: \$7,000,000 Par/Yards: 36-36-72/7,266 November 4-7, 2010

LEADERS		First Round	Second Round	Third Round
	Francesco Molinari	65 (-7)	Francesco Molinari	202 (-14)
	Lee Westwood.....	66 (-6)	Lee Westwood.....	203 (-13)
	Yuta Ikeda.....	67 (-5)	Ernie Els.....	206 (-10)
	Seung-yul Noh.....	67 (-5)	Richie Ramsay.....	208 (-8)
	Henrik Stenson.....	67 (-5)	Jaco Van Zyl.....	208 (-8)
	Luke Donald.....	68 (-4)	Luke Donald.....	208 (-8)
	Pablo Martin.....	68 (-4)	Ross Fisher.....	209 (-7)
	Tiger Woods.....	68 (-4)	Seung yul Noh.....	209 (-7)
			Ross Fisher.....	209 (-7)
			Seung yul Noh.....	209 (-7)

CUT: No cut. 77 of 78 professionals completed 72 holes.



WEATHER: Thursday: Partly cloudy with a high of 79 degrees. S winds 6-12 mph. Friday: Partly cloudy and cool in the morning, with a high temperature in the lower 80s. Light, variable winds. Saturday: Hazy sunshine and cool, with a high temperature of 79 degrees and calm winds. Sunday: Due to morning fog, the start of the final round was delayed 75 minutes from 8:35 a.m. until 9:50 a.m. Afternoon temperatures reached into the low 80s, under hazy skies with calm winds.

Winner: Francesco Molinari 65-70-67-67 269 \$1,200,000.00

FRANCESCO MOLINARI	1	65-70-67-67	269	\$1,200,000.00					
Lee Westwood.....	2	66-70-67-67	270	675,000.00	Carl Pettersson.....	T39	71-73-71-73	288	\$47,500.00
Luke Donald.....	T3	68-70-68-73	279	372,500.00	Ryo Ishikawa.....	T41	72-71-71-75	289	44,000.00
Richie Ramsay.....	T3	69-68-71-71	279	372,500.00	Miguel A. Jimenez.....	T41	72-70-75-72	289	44,000.00
Rory McIlroy.....	5	71-71-71-67	280	250,000.00	Kyung-tae Kim.....	T41	72-69-75-73	289	44,000.00
Fredrik Andersson Hed.....	T6	69-71-71-70	281	145,714.29	Phil Mickelson.....	T41	69-71-76-73	289	44,000.00
Paul Casey.....	T6	73-71-67-70	281	145,714.29	Edoardo Molinari.....	T41	72-71-76-70	289	44,000.00
Ernie Els.....	T6	72-65-71-73	281	145,714.29	Hirooyuki Fujita.....	T46	75-75-70-70	290	40,750.00
Retief Goosen.....	T6	70-74-69-68	281	145,714.29	Ryan Palmer.....	T46	69-72-74-75	290	40,750.00
Richard Green.....	T6	72-68-73-68	281	145,714.29	Arjun Atwal.....	T48	73-71-73-74	291	39,500.00
Peter Hanson.....	T6	73-69-70-69	281	145,714.29	David Horsey.....	T48	71-74-74-72	291	39,500.00
Tiger Woods.....	T6	68-72-73-68	281	145,714.29	Heath Slocum.....	T48	71-72-78-70	291	39,500.00
Ian Poulter.....	T13	70-70-73-69	282	90,000.00	Camilo Villegas.....	T51	75-70-78-69	292	38,250.00
Henrik Stenson.....	T13	67-74-72-69	282	90,000.00	Y.E. Yang.....	T51	69-74-73-76	292	38,250.00
Jaco Van Zyl.....	T13	71-66-72-73	282	90,000.00	Jason Bohn.....	T53	72-75-72-74	293	36,500.00
Ross Fisher.....	T16	69-70-69-75	283	77,200.00	Rhys Davies.....	T53	76-70-72-75	293	36,500.00
Padraig Harrington.....	T16	70-70-70-73	283	77,200.00	Andrew Dodt.....	T53	73-68-80-72	293	36,500.00
Pablo Martin.....	T16	68-73-71-71	283	77,200.00	Matteo Manassero.....	T53	71-70-81-71	293	36,500.00
Seung-yul Noh.....	T16	67-72-71-73	283	77,200.00	Alvaro Quiros.....	T53	74-78-70-71	293	36,500.00
Charl Schwartzel.....	T16	74-70-67-72	283	77,200.00	Michael Sim.....	T58	72-79-74-69	294	34,750.00
Robert Allenby.....	T21	72-68-72-72	284	68,000.00	Shunsuke Sonoda.....	T58	72-77-78-67	294	34,750.00
Bill Haas.....	T21	72-71-72-69	284	68,000.00	Tetsuji Hiratsuka.....	T60	71-71-80-73	295	33,500.00
Hunter Mahan.....	T21	70-73-71-70	284	68,000.00	Michio Matsumura.....	T60	71-74-75-75	295	33,500.00
Nick Watney.....	T21	72-68-74-70	284	68,000.00	Thaworn Wiratchant.....	T60	75-76-73-71	295	33,500.00
Tim Clark.....	T25	72-70-70-73	285	60,200.00	Marcus Fraser.....	T63	72-76-73-76	297	31,750.00
Rickie Fowler.....	T25	71-74-72-68	285	60,200.00	Anders Hansen.....	T63	71-74-79-73	297	31,750.00
Brendan Jones.....	T25	76-72-69-68	285	60,200.00	Alistair Presnell.....	T63	74-75-74-74	297	31,750.00
Anthony Kim.....	T25	73-72-70-70	285	60,200.00	Liang Wen-Chong.....	T63	79-73-76-69	297	31,750.00
Adam Scott.....	T25	69-73-73-70	285	60,200.00	Pariya Junhasavasdikul	T67	74-80-72-72	298	30,250.00
K.J. Choi.....	T30	72-71-71-72	286	55,500.00	Danny Willett.....	T67	77-69-75-77	298	30,250.00
Ben Crane.....	T30	71-71-74-70	286	55,500.00	Stuart Appleby.....	T69	72-73-74-80	299	29,000.00
Yuta Ikeda.....	T30	67-75-76-68	286	55,500.00	Simon Khan.....	T69	76-73-76-74	299	29,000.00
Martin Kaymer.....	T30	72-69-74-71	286	55,500.00	Bill Lunde.....	T69	78-72-79-70	299	29,000.00
Darren Fichardt.....	T34	73-72-70-72	287	51,000.00	Wu Kang-chun.....	T72	75-77-75-74	301	27,750.00
Richard S. Johnson.....	T34	70-70-77-70	287	51,000.00	Louis Oosthuizen.....	T72	69-80-80-72	301	27,750.00
Robert Karlsson.....	T34	71-73-73-70	287	51,000.00	Kiradech Aphibarnrat.....	74	78-75-73-77	303	27,000.00
Graeme McDowell.....	T34	74-71-73-69	287	51,000.00	Chao Li.....	75	79-79-75-71	304	26,500.00
Katsumasa Miyamoto.....	T34	69-75-77-66	287	51,000.00	Mardan Mamat.....	76	75-76-75-80	306	26,000.00
Gregory Bourdy.....	T39	73-74-73-68	288	47,500.00	Hao Yuan.....	77	79-75-79-75	308	25,500.00

2009 HSBC Champions

Sheshan International Golf Club; Shanghai, China Purse: \$7,000,000 Par/Yards: 36-36-72/7,199 November 5-8, 2009

LEADERS	First Round	Second Round	Third Round
	Nick Watney..... 64 (-8)	Nick Watney..... 134 (-10)	Phil Mickelson..... 202 (-14)
	Martin Kaymer..... 66 (-6)	Tiger Woods..... 134 (-10)	Tiger Woods..... 204 (-12)
	Ryan Moore..... 66 (-6)	Ryan Moore..... 135 (-9)	Nick Watney..... 204 (-12)
	Shane Lowry..... 66 (-6)	Alvaro Quiros..... 135 (-9)	Ryan Moore..... 205 (-11)
	Paul Casey..... 67 (-5)	Phil Mickelson..... 135 (-9)	Lee Westwood..... 206 (-10)
	Tiger Woods..... 67 (-5)	Anthony Kim..... 136 (-8)	Jyoti Randhawa..... 208 (-8)
	Anthony Kim..... 67 (-5)		Anthony Kim..... 208 (-8)
	Lin Wen-tang..... 67 (-5)		
	Phil Mickelson..... 69 (T13)		




CUT: There was no cut. 77 of 78 professionals completed 72 holes.

WEATHER: Thursday: Sunny and warm, with a high of 73 degrees. S winds 6-12 mph. Friday: Mostly sunny and unseasonably warm. High of 81 with SW winds 10-15 mph. Saturday: Hazy sunshine and muggy. High of 79. Winds S 10-15 mph. Sunday: Mostly sunny and warm with a high of 83. Winds SW 6-12 mph.

Winner: Phil Mickelson 69-66-67-69 271 \$1,200,000.00

PHIL MICKELSON..... 1	69-66-67-69	271	\$1,200,000.00	Jason Dufner..... T40	69-71-73-74	287	\$45,000.00
Ernie Els..... 2	70-71-68-63	272	675,000.00	WC Liang..... T40	73-73-73-68	287	45,000.00
Ryan Moore..... 3	66-69-70-68	273	430,000.00	Garth Mulroy..... T40	69-72-76-70	287	45,000.00
Rory Mcllroy..... 4	73-68-70-63	274	315,000.00	Rod Pampling..... T40	69-72-75-71	287	45,000.00
Nick Watney..... 5	64-70-70-71	275	250,000.00	Henrik Stenson..... T40	69-72-74-72	287	45,000.00
Martin Kaymer..... T6	66-74-69-67	276	190,000.00	Greg Chalmers..... T45	72-74-73-69	288	40,333.33
Tiger Woods..... T6	67-67-70-72	276	190,000.00	Gonzalo Fdez-Castano.. T45	73-73-72-70	288	40,333.33
Alvaro Quiros..... T8	69-66-76-66	277	147,500.00	Ricardo Gonzalez..... T45	74-71-70-73	288	40,333.33
Lee Westwood..... T8	70-71-65-71	277	147,500.00	Ian Poulter..... T45	72-69-79-68	288	40,333.33
Retief Goosen..... T10	71-71-68-68	278	99,571.43	Rory Sabbatini..... T45	74-68-76-70	288	40,333.33
Anthony Kim..... T10	67-69-72-70	278	99,571.43	Oliver Wilson..... T45	71-72-73-72	288	40,333.33
Soren Kjeldsen..... T10	69-72-71-66	278	99,571.43	Stewart Cink..... T51	71-74-75-69	289	38,000.00
Daisuke Maruyama..... T10	72-69-74-63	278	99,571.43	Yuta Ikeda..... T51	73-73-71-72	289	38,000.00
Francesco Molinari..... T10	73-67-70-68	278	99,571.43	Prayad Marksaeng..... T51	81-69-70-69	289	38,000.00
Geoff Ogilvy..... T10	72-74-65-67	278	99,571.43	Christian Cevaer..... T54	73-77-71-69	290	36,500.00
Pat Perez..... T10	68-69-75-66	278	99,571.43	Jerry Kelly..... T54	71-75-74-70	290	36,500.00
Ryo Ishikawa..... T17	72-67-70-70	279	78,000.00	Martin Laird..... T54	72-74-73-71	290	36,500.00
Koumei Oda..... T17	70-69-72-68	279	78,000.00	Michael Jonzon..... T57	72-74-73-72	291	35,000.00
Thongchai Jaidee..... T19	71-69-70-70	280	72,000.00	Thomas Levet..... T57	77-77-72-65	291	35,000.00
Matt Kuchar..... T19	68-72-72-68	280	72,000.00	Steve Marino..... T57	77-70-74-70	291	35,000.00
Alexander Noren..... T19	70-71-71-68	280	72,000.00	Chih-Bing Lam..... T60	71-74-75-72	292	33,750.00
Jyoti Randhawa..... T19	68-70-70-72	280	72,000.00	Richard Sterne..... T60	74-73-72-73	292	33,750.00
Robert Allenby..... T23	73-69-70-69	281	66,000.00	Nathan Green..... T62	79-77-72-65	293	32,750.00
Sergio Garcia..... T23	75-70-69-67	281	66,000.00	Sean O'Hair..... T62	74-71-76-72	293	32,750.00
Brian Gay..... T25	69-69-72-72	282	61,333.33	Jeppe Huldahl..... T64	76-72-73-73	294	31,750.00
Padraig Harrington..... T25	74-69-72-67	282	61,333.33	Mark Murless..... T64	71-76-79-68	294	31,750.00
Camilo Villegas..... T25	70-69-73-70	282	61,333.33	Danny Lee..... T66	74-71-76-74	295	30,750.00
Simon Dyson..... T28	72-69-72-70	283	58,000.00	Lian-Wei Zhang..... T66	73-70-80-72	295	30,750.00
Ross Fisher..... T28	70-70-72-71	283	58,000.00	Thomas Aiken..... T68	74-78-73-71	296	29,750.00
Shane Lowry..... T28	66-74-71-72	283	58,000.00	Anthony Kang..... T68	75-76-76-69	296	29,750.00
Mark Brown..... T31	71-74-71-68	284	55,500.00	Peter Hedblom..... T70	77-71-76-74	298	28,500.00
Peter Hanson..... T31	72-72-75-65	284	55,500.00	Daniel Alfredo Vancsik.. T70	74-74-74-76	298	28,500.00
Shingo Katayama..... T33	75-68-77-65	285	51,000.00	Ashun Wu..... T70	74-71-83-70	298	28,500.00
James Kingston..... T33	70-70-75-70	285	51,000.00	Jean Hugo..... T73	78-76-74-71	299	27,500.00
Wen-Tang Lin..... T33	67-72-70-76	285	51,000.00	Gaganjeet Bhullar..... T74	74-76-76-74	300	26,500.00
Chapchai Nirat..... T33	71-74-70-70	285	51,000.00	Nick Dougherty..... T74	68-80-76-76	300	26,500.00
Jeev M. Singh..... T33	73-72-70-70	285	51,000.00	C Muniyappa..... T74	74-69-78-79	300	26,500.00
Scott Strange..... T33	71-72-74-68	285	51,000.00	Wei-Huang Wu..... T77	74-78-75-74	301	25,500.00
Y.E. Yang..... T33	72-71-75-67	285	51,000.00				

TPC Southwind



Brooks Koepka is coming off two consecutive top-20 finishes at the WGC-FedEx St. Jude Invitational and is in search of his first World Golf Championships title.

Scoring Records for FedEx St. Jude Classic (at TPC Southwind)

Lowest Front Nine

28, **Joel Edwards**, 2002

Lowest Back Nine

29 -- **Gene Sauers** (1995), **Gil Morgan** (1996), **Clarence Ross** (1999), **Boo Weekley** (2002), **Tom Pernice, Jr.** (2004), **Lee Westwood** (2010)

Best 18 Hole Score

61, **Jay Delsing**, 1993
61, **Bob Estes**, 2001

Best Round 1 Score

61, **Bob Estes**, 2001

Best Round 2 Score

62, **Jim McGovern**, 1992
62, **Jim Gallagher, Jr.**, 1995
62, **John Cook**, 1996

Best Round 3 Score

62, **Tom Kite**, 1990
62, **Mike Sullivan**, 1992

Best Final Round Score

61, **Jay Desling**, 1993

Best 36 Holes

126, **David Frost**, 1999
126, **John Cook**, 1996

Best 54 Holes

189, **John Cook**, 1996

Best 72 Holes

258, **John Cook**, 1996
261, **Dustin Johnson**, 2018

Holes in One

Dillard Pruitt (No. 4), second round, 1990
Lanny Wadkins (No. 4), third round, 1991
Gil Morgan (No. 4), third round, 1992
Kawika Cotner (No. 4), second round, 1995
David Berganio, Jr. (No. 11), third round, 1997
Kevin Wentworth (No. 4), third round, 1998
Ted Tryba (No. 8), second round, 1998
Joe Ogilvie (No. 8), first round, 2001
Bob Estes (No. 14), third round, 2002
David Peoples (No. 8), second round, 2003
Joel Kribel (No. 11), second round, 2003
Willie Wood (No. 4), final round, 2003
Jim Carter (No. 8), second round, 2004
Michael Allen (No. 4), third round, 2004
Alex Cejka (No. 4), third round, 2010
Billy Mayfair (No. 8), first round, 2010
Will MacKenzie (No. 8), first round, 2010
Eric Meierdierks (No. 8), third round, 2013
Stuart Appleby (No. 8), first round, 2013
David Hearn (No. 4), second round, 2015
Hudson Swafford (No. 14), second round, 2015
Stewart Cink (No. 8), third round, 2018

Double Eagles

Phil Blackmar (No. 3), second round, 1990
Bill Glasson (No. 5 when it was a par-5), first round, 2000
Steve Wheatcroft (No. 3), second round, 2010

Fewest Putts in a Round

18, **Jim McGovern**, 1992
20, **Jim Woodward**, 1991

Low Finish by Winner

62, **Woody Austin**, final round, 2007

Scoring Records for FedEx St. Jude Classic (at TPC Southwind)

High Finish by Winner

73, **Ben Crane**, final round, 2014

73, **Justin Leonard**, final round, 2005

73, **David Toms**, final round, 2004

Low Start by Winner

61, **Bob Estes**, 2001

High Start by Winner

72, **Woody Austin**, 2007

72, **Jeff Maggert**, 2006

72, **Tom Kite**, 1990

Largest 18 Hole Lead

3, **Bob Estes**, 2001

3, **Larry Silveira**, 1990

Largest 36 Hole Lead

5, **Justin Leonard**, 2005

Largest 54 Hole Lead

8, **Justin Leonard**, 2005

Largest Margin of Victory

7, **John Cook**, 1996

Playoffs (6)

Tom Kite defeated **John Cook** (1990 at TPC Southwind)

Dicky Pride defeated **Gene Sauers** and **Hal Sutton** (1994 at TPC Southwind)

Nick Price defeated **Jeff Sluman** (1998 at TPC Southwind)

Justin Leonard defeated **Robert Allenby** and **Trevor Immelman** (2008 at TPC Southwind)

Lee Westwood defeated **Robert Garrigus** and **Robert Karlsson** (2010 at TPC Southwind)

Harrison Frazar defeated **Robert Karlsson** (2011 at TPC Southwind)

Best Come-from-behind Victory

7, **Len Mattiace**, 2002

Wire to Wire Winners

2001, **Bob Estes**

2005, **Justin Leonard**

2009, **Brian Gay**

2014, **Ben Crane**

1989 Federal Express St. Jude Classic

TPC Southwind, Memphis, TN

Purse: \$1,000,000

Par/Yards: 36-35-71/7,006

August 2-6, 1989

LEADERS	First Round	Second Round	Third Round
	Doug Tewell..... 63 (-8)	Ed Fiori..... 132 (-10)	Bob Gilder..... 204 (-9)
	Jim Gallagher, Jr. 64 (-7)	Billy Ray Brown..... 134 (-8)	Bernhard Langer..... 204 (-9)
	Ed Fiori..... 65 (-6)	Jim Gallagher, Jr. 134 (-8)	Billy Ray Brown..... 205 (-8)
	Brian Watts..... 65 (-6)	Bob Gilder..... 134 (-8)	Mike Donald..... 206 (-7)
	Mark Lye..... 66 (-5)	Brian Watts..... 135 (-7)	Bob Tway..... 206 (-7)
	Billy Mayfair..... 66 (-5)	Bernhard Langer..... 136 (-6)	Mark Lye..... 207 (-6)
	Bob Tway..... 66 (-5)	Payne Stewart..... 136 (-6)	John Mahaffey..... 207 (-6)
	John Mahaffey..... 70 (-1)	John Mahaffey..... 141(-3)	



CUT: 145

Winner: John Mahaffey 70-71-66-65 272

\$180,000.00

JOHN MAHAFFEY.....	1	70-71-66-65	272	0.00	\$180,000.00						
Bernhard Langer.....	T2	67-69-68-71	275	0.00	66,000.00	Kenny Perry.....	T34	71-71-73-69	284	0.00	\$4,942.86
Bob Gilder.....	T2	68-66-70-71	275	0.00	66,000.00	Mark Lye.....	T34	66-74-67-77	284	0.00	4,942.85
Hubert Green.....	T2	70-69-73-63	275	0.00	66,000.00	Pat McGowan.....	T41	69-74-71-71	285	0.00	3,500.00
Bob Tway.....	T2	66-72-68-69	275	0.00	66,000.00	Ted Schulz.....	T41	73-71-69-72	285	0.00	3,500.00
Jim Hallet.....	T6	70-70-71-66	277	0.00	32,375.00	Howard Twitty.....	T41	70-69-73-73	285	0.00	3,500.00
Jay Haas.....	T6	70-70-68-69	277	0.00	32,375.00	Hal Sutton.....	T41	70-68-72-75	285	0.00	3,500.00
Mike Donald.....	T6	70-67-69-71	277	0.00	32,375.00	George Cadle.....	T41	72-72-73-68	285	0.00	3,500.00
Rick Fehr.....	T6	71-71-69-66	277	0.00	32,375.00	Mike Hulbert.....	T41	73-70-69-73	285	0.00	3,500.00
Bob Lohr.....	10	69-73-72-64	278	0.00	27,000.00	Barry Jaeckel.....	T41	72-69-76-68	285	0.00	3,500.00
Jay Don Blake.....	T11	69-71-68-71	279	0.00	23,000.00	Steve Hart.....	T48	71-71-71-73	286	0.00	2,544.00
Billy Ray Brown.....	T11	68-66-71-74	279	0.00	23,000.00	Dick Mast.....	T48	68-72-72-74	286	0.00	2,544.00
Jim Gallagher, Jr.....	T11	64-70-75-70	279	0.00	23,000.00	Donnie Hammond.....	T48	71-68-71-76	286	0.00	2,544.00
David Canipe.....	T14	69-72-72-67	280	0.00	18,000.00	Brian Claar.....	T48	70-72-74-70	286	0.00	2,544.00
Tim Simpson.....	T14	73-67-70-70	280	0.00	18,000.00	Ray Stewart.....	T48	72-71-69-74	286	0.00	2,544.00
Mark Wiebe.....	T14	72-70-69-69	280	0.00	18,000.00	Payne Stewart.....	T53	67-69-75-76	287	0.00	2,304.00
Brian Watts.....	T17	65-70-73-73	281	0.00	14,000.00	Loren Roberts.....	T53	71-70-74-72	287	0.00	2,304.00
Lance Ten Broeck.....	T17	73-66-73-69	281	0.00	14,000.00	Gary McCord.....	T53	71-70-78-68	287	0.00	2,304.00
David Peoples.....	T17	72-70-72-67	281	0.00	14,000.00	Tom Byrum.....	T53	72-72-72-71	287	0.00	2,304.00
Ed Fiori.....	T17	65-67-76-73	281	0.00	14,000.00	Billy Mayfair.....	T53	66-77-70-74	287	0.00	2,304.00
Dan Halldorson.....	T17	70-73-70-68	281	0.00	14,000.00	Rocco Mediate.....	T58	73-71-72-72	288	0.00	2,210.00
Gary Hallberg.....	T22	73-70-70-69	282	0.00	9,014.29	Clarence Rose.....	T58	72-70-77-69	288	0.00	2,210.00
Rex Caldwell.....	T22	74-70-68-70	282	0.00	9,014.29	Bill Sander.....	T58	68-74-71-75	288	0.00	2,210.00
Phil Blackmar.....	T22	73-67-70-72	282	0.00	9,014.28	Ron Streck.....	T58	70-71-68-79	288	0.00	2,210.00
Fulton Allem.....	T22	67-70-72-73	282	0.00	9,014.28	Dave Rummells.....	T62	70-73-73-73	289	0.00	2,150.00
Billy Andrade.....	T22	68-74-71-69	282	0.00	9,014.29	Nick Price.....	T62	69-72-73-75	289	0.00	2,150.00
Jodie Mudd.....	T22	70-71-71-70	282	0.00	9,014.29	Scott Verplank.....	T64	70-73-76-71	290	0.00	2,090.00
Corey Pavin.....	T22	72-71-67-72	282	0.00	9,014.28	Greg Ladehoff.....	T64	70-74-71-75	290	0.00	2,090.00
Andrew Magee.....	T29	69-68-71-75	283	0.00	6,500.00	Dave Barr.....	T64	73-70-72-75	290	0.00	2,090.00
Doug Tewell.....	T29	63-75-72-73	283	0.00	6,500.00	John Daly.....	T64	70-69-78-73	290	0.00	2,090.00
Bobby Wadkins.....	T29	70-69-75-69	283	0.00	6,500.00	Wayne Levi.....	T68	68-70-74-80	292	0.00	2,030.00
Trevor Dodds.....	T29	69-75-69-70	283	0.00	6,500.00	Tim Norris.....	T68	70-74-71-77	292	0.00	2,030.00
Webb Heintzelman.....	T29	70-71-72-70	283	0.00	6,500.00	Joey Sindelar.....	T70	74-69-79-71	293	0.00	1,990.00
Buddy Gardner.....	T34	72-71-74-67	284	0.00	4,942.86	Kenny Knox.....	T70	74-68-76-75	293	0.00	1,990.00
Bob Estes.....	T34	72-70-72-70	284	0.00	4,942.86	Dave Eichelberger.....	72	70-74-71-79	294	0.00	1,960.00
Rick Dalpos.....	T34	70-72-69-73	284	0.00	4,942.85	David Jackson.....	73	72-70-74-79	295	0.00	1,940.00
Jeff Sluman.....	T34	74-66-71-73	284	0.00	4,942.86	Doug Weaver.....	74	73-71-74-78	296	0.00	1,920.00
Tony Sills.....	T34	71-70-71-72	284	0.00	4,942.86	Charlie Bowles.....	75	73-70-73-81	297	0.00	1,900.00

1990 Federal Express St. Jude Classic

TPC Southwind, Memphis, TN Purse: \$1,000,000

Par/Yards: 36-35-71/7,006

August 1-5, 1990

LEADERS		First Round	Second Round	Third Round
	Larry Silveira	62 (-9)	Larry Silveira	133 (-9)
	Chip Beck	65 (-6)	Buddy Gardner	134 (-8)
	Rick Fehr	65 (-6)	Loren Roberts	134 (-8)
	Buddy Gardner	65 (-6)	Rick Fehr	135 (-7)
	Nick Price	65 (-6)	Mark Lye	135 (-7)
	Mark Brooks	66 (-5)	Peter Persons	135 (-7)
	Tom Byrum	66 (-5)	Nick Price	135 (-7)
	David Canipe	66 (-5)	Tom Kite	140 (-2)
	Mark Lye	66 (-5)		
	Peter Persons	66 (-5)		
	Loren Roberts	66 (-5)		
	Tom Kite	72 (+1)		
				John Cook
				202 (-11)
				Tom Kite
				202 (-11)
				David Canipe
				203 (-10)
				Jay Don Blake
				204 (-9)
				Mark Brooks
				204 (-9)
				Tim Simpson
				204 (-9)



CUT: 143

Winner: Tom Kite

72-68-62-67 269

\$180,000.00

TOM KITE		1	72-68-62-67 269	0.00	\$180,000.00					
	John Cook	2	69-67-66-67 269	0.00	108,000.00	Gene Sauers	T33	70-71-69-71 281	0.00	\$4,745.46
	David Canipe	3	66-73-64-69 272	0.00	68,000.00	Ted Schulz	T33	69-73-70-69 281	0.00	4,745.46
	Bob Estes	T4	67-69-69-69 274	0.00	41,333.33	Andrew Magee	T33	69-69-71-72 281	0.00	4,745.45
	David Frost	T4	69-70-68-67 274	0.00	41,333.34	Greg Bruckner	T33	69-71-69-72 281	0.00	4,745.45
	Tim Simpson	T4	69-68-67-70 274	0.00	41,333.33	Don Shirey, Jr.	T44	70-69-70-73 282	0.00	3,023.34
	Loren Roberts	T7	66-68-73-68 275	0.00	31,166.67	Ted Tryba	T44	68-71-70-73 282	0.00	3,023.33
	Billy Mayfair	T7	71-65-69-70 275	0.00	31,166.66	Howard Twitty	T44	69-71-71-71 282	0.00	3,023.34
	Billy Andrade	T7	68-70-70-67 275	0.00	31,166.67	Rick Fehr	T44	65-70-72-75 282	0.00	3,023.33
	Brian Claar	T10	72-65-68-71 276	0.00	26,000.00	Dan Halldorson	T44	73-68-67-74 282	0.00	3,023.33
	Neal Lancaster	T10	71-65-70-70 276	0.00	26,000.00	Russ Cochran	T44	70-68-69-75 282	0.00	3,023.33
	Larry Mize	T12	69-71-66-71 277	0.00	20,250.00	Bill Buttner	T50	72-68-71-72 283	0.00	2,412.00
	Nick Price	T12	65-70-71-71 277	0.00	20,250.00	Jim Carter	T50	73-69-75-66 283	0.00	2,412.00
	Larry Silveira	T12	62-71-75-69 277	0.00	20,250.00	Ed Dougherty	T50	75-67-70-71 283	0.00	2,412.00
	Carl Cooper	T12	69-68-68-72 277	0.00	20,250.00	Steve Lamontagne ..	T50	68-72-73-70 283	0.00	2,412.00
	Peter Persons	T16	66-69-73-70 278	0.00	15,000.00	Bill Sander	T50	72-69-70-72 283	0.00	2,412.00
	Steve Pate	T16	71-70-68-69 278	0.00	15,000.00	Lance Ten Broeck ..	T55	68-69-72-75 284	0.00	2,270.00
	Greg Twiggs	T16	68-69-70-71 278	0.00	15,000.00	Mark McCumber	T55	72-69-71-72 284	0.00	2,270.00
	Fuzzy Zoeller	T16	69-68-70-71 278	0.00	15,000.00	David Peoples	T55	71-71-71-71 284	0.00	2,270.00
	Brad Fabel	T16	68-70-70-70 278	0.00	15,000.00	Fulton Allem	T55	71-71-73-69 284	0.00	2,270.00
	Jerry Haas	T21	70-66-69-74 279	0.00	9,387.50	Hubert Green	T59	67-72-71-75 285	0.00	2,200.00
	Lee Janzen	T21	67-71-67-74 279	0.00	9,387.50	Jay Haas	T59	69-71-72-73 285	0.00	2,200.00
	John Daly	T21	69-70-70-70 279	0.00	9,387.50	Mark Wiebe	T59	69-71-73-72 285	0.00	2,200.00
	Jay Don Blake	T21	68-68-68-75 279	0.00	9,387.50	Curtis Strange	T62	69-72-75-70 286	0.00	2,140.00
	Willie Wood	T21	69-69-67-74 279	0.00	9,387.50	Jeffrey Wilson	T62	70-70-75-71 286	0.00	2,140.00
	Paul Trittler	T21	68-69-68-74 279	0.00	9,387.50	Ray Stewart	T62	67-72-74-73 286	0.00	2,140.00
	John Mahaffey	T21	69-71-70-69 279	0.00	9,387.50	Jerry Pate	T65	73-67-75-72 287	0.00	2,050.00
	Mark Lye	T21	66-69-71-73 279	0.00	9,387.50	D.A. Weibring	T65	68-72-71-76 287	0.00	2,050.00
	Mike Smith	T29	70-68-69-73 280	0.00	6,650.00	Robert Wrenn	T65	71-66-76-74 287	0.00	2,050.00
	Mark Brooks	T29	66-70-68-76 280	0.00	6,650.00	Buddy Gardner	T65	65-69-76-77 287	0.00	2,050.00
	Billy Ray Brown	T29	70-68-73-69 280	0.00	6,650.00	Jim Benepe	T65	69-70-79-69 287	0.00	2,050.00
	Tom Byrum	T29	66-75-69-70 280	0.00	6,650.00	Phil Blackmar	T65	69-67-75-76 287	0.00	2,050.00
	George Burns	T33	67-72-71-71 281	0.00	4,745.45	Corey Pavin	T71	68-71-70-79 288	0.00	1,970.00
	Lennie Clements	T33	69-73-69-70 281	0.00	4,745.46	Dennis Harrington ..	T71	72-68-72-76 288	0.00	1,970.00
	Chip Beck	T33	65-71-70-75 281	0.00	4,745.45	Bill Britton	73	71-71-73-74 289	0.00	1,940.00
	Jeff Hart	T33	71-70-69-71 281	0.00	4,745.46	Paul Azinger	T74	69-72-78-71 290	0.00	1,900.00
	Bob Eastwood	T33	68-69-69-75 281	0.00	4,745.45	Bob Lohr	T74	68-71-75-76 290	0.00	1,900.00
	Joel Edwards	T33	68-71-70-72 281	0.00	4,745.45	Tom Pernice Jr.	T74	73-68-79-70 290	0.00	1,900.00
	Dave Eichelberger	T33	69-73-71-68 281	0.00	4,745.46	Ed Fiori	77	72-70-80-74 296	0.00	1,860.00

1991 Federal Express St. Jude Classic

TPC Southwind, Memphis, TN Purse: \$1,000,000

Par/Yards: 36-35-71/7,006 June 26-30, 1991

LEADERS		First Round	Second Round	Third Round
	Rick Fehr	64 (-7)	Russ Cochran	133 (-9)
	Jim Thorpe	64 (-7)	Fuzzy Zoeller	133 (-9)
	David Sutherland	65 (-6)	Fulton Allem	134 (-8)
	Russ Cochran	66 (-5)	Mark Brooks	134 (-8)
	Lee Janzen	66 (-5)	Greg Buckner	134 (-8)
	Billy Mayfair	66 (-5)	Rick Fehr	134 (-8)
	Brian Tennyson	66 (-5)	Lee Janzen	134 (-8)
	Fred Couples	68 (-3)	Jeff Maggert	134 (-8)
			David Sutherland	134 (-8)
			Fred Couples	135 (-7)
				Fred Couples
				201 (-12)
				Peter Persons
				202 (-11)
				Hal Sutton
				202 (-11)
				Mark Brooks
				203 (-10)
				Mike Hulbert
				204 (-9)
				Fuzzy Zoeller
				204 (-9)
				Rick Fehr
				205 (-8)
				Nick Price
				205 (-8)
				Doug Tewell
				205 (-8)



CUT: 143

Winner: Fred Couples 68-67-66-68 269 \$180,000.00

FRED COUPLES	1	68-67-66-68 269	0.00	\$180,000.00					
Rick Fehr	2	64-70-71-67 272	0.00	108,000.00	Gene Sauers	T32	71-68-71-71 281	0.00	\$5,414.29
Jay Haas	T3	70-65-73-65 273	0.00	58,000.00	Ted Schulz	T39	71-71-70-70 282	0.00	4,000.00
David Canipe	T3	69-69-70-65 273	0.00	58,000.00	Bobby Wadkins	T39	70-71-72-69 282	0.00	4,000.00
Russ Cochran	5	66-67-73-68 274	0.00	40,000.00	Robert Wrenn	T39	70-69-72-71 282	0.00	4,000.00
Mark Brooks	T6	68-66-69-72 275	0.00	32,375.00	Dave Barr	T39	70-69-72-71 282	0.00	4,000.00
Nick Price	T6	71-65-69-70 275	0.00	32,375.00	Kenny Knox	T39	69-69-72-72 282	0.00	4,000.00
Doug Tewell	T6	68-71-66-70 275	0.00	32,375.00	Jim McGovern	T39	69-70-73-70 282	0.00	4,000.00
Robert Thompson	T6	67-72-69-67 275	0.00	32,375.00	Bob Estes	T45	73-66-72-72 283	0.00	2,860.00
Peter Persons	T10	67-70-65-74 276	0.00	25,000.00	Mike Donald	T45	69-72-75-67 283	0.00	2,860.00
Bob Gilder	T10	68-74-67-67 276	0.00	25,000.00	Kim Young	T45	71-68-75-69 283	0.00	2,860.00
Greg Ladehoff	T10	70-71-67-68 276	0.00	25,000.00	Lanny Wadkins	T45	70-66-74-73 283	0.00	2,860.00
Scott Hoch	T13	68-69-69-71 277	0.00	18,750.00	Brian Watts	T45	71-69-74-69 283	0.00	2,860.00
David Edwards	T13	70-71-68-68 277	0.00	18,750.00	Tommy Moore	T45	72-68-74-69 283	0.00	2,860.00
Hal Sutton	T13	68-67-67-75 277	0.00	18,750.00	Mike Smith	T51	70-70-72-72 284	0.00	2,327.50
Scott Gump	T13	67-68-72-70 277	0.00	18,750.00	Jim Thorpe	T51	64-74-73-73 284	0.00	2,327.50
Fuzzy Zoeller	T17	69-64-71-74 278	0.00	15,500.00	Dennis Harrington	T51	70-70-70-74 284	0.00	2,327.50
Gary Hallberg	T17	75-63-69-71 278	0.00	15,500.00	Emlyn Aubrey	T51	72-67-72-73 284	0.00	2,327.50
Mike Hulbert	T19	68-67-69-75 279	0.00	10,522.22	Bart Bryant	T51	69-69-74-72 284	0.00	2,327.50
Donnie Hammond	T19	72-68-68-71 279	0.00	10,522.22	Brad Fabel	T51	73-69-70-72 284	0.00	2,327.50
Tom Kite	T19	74-67-70-68 279	0.00	10,522.22	Ed Fiori	T51	72-70-72-70 284	0.00	2,327.50
Trevor Dodds	T19	68-69-71-71 279	0.00	10,522.22	Dan Forsman	T51	69-73-70-72 284	0.00	2,327.50
Bill Buttner	T19	70-70-70-69 279	0.00	10,522.22	Jerry Haas	T59	71-71-72-71 285	0.00	2,180.00
Kirk Triplett	T19	70-70-70-69 279	0.00	10,522.22	Lee Janzen	T59	66-68-75-76 285	0.00	2,180.00
Loren Roberts	T19	71-69-70-69 279	0.00	10,522.22	Charlie Bowles	T59	69-67-70-79 285	0.00	2,180.00
Gil Morgan	T19	70-70-72-67 279	0.00	10,522.23	Clark Dennis	T59	67-71-71-76 285	0.00	2,180.00
John Wilson	T19	71-71-69-68 279	0.00	10,522.22	David Peoples	T59	71-69-69-76 285	0.00	2,180.00
Dillard Pruitt	T28	71-66-71-72 280	0.00	6,950.00	Fulton Allem	T64	69-65-75-77 286	0.00	2,100.00
Greg Bruckner	T28	67-67-76-70 280	0.00	6,950.00	John Inman	T64	69-71-73-73 286	0.00	2,100.00
John Cook	T28	68-71-69-72 280	0.00	6,950.00	Mark Lye	T64	72-70-74-70 286	0.00	2,100.00
Billy Mayfair	T28	66-70-73-71 280	0.00	6,950.00	John Adams	T67	73-69-72-73 287	0.00	2,040.00
Jeff Maggert	T32	68-66-74-73 281	0.00	5,414.28	Sean Murphy	T67	70-70-68-79 287	0.00	2,040.00
Ben Crenshaw	T32	70-67-74-70 281	0.00	5,414.29	Jim Woodward	T67	77-62-71-77 287	0.00	2,040.00
John Daly	T32	70-66-75-70 281	0.00	5,414.29	Fred Funk	70	71-66-78-73 288	0.00	2,000.00
Tommy Armour III	T32	69-70-70-72 281	0.00	5,414.29	Bryan Norton	71	73-69-74-73 289	0.00	1,980.00
Brian Tennyson	T32	66-69-71-75 281	0.00	5,414.28	Pat McGowan	T72	71-70-79-71 291	0.00	1,950.00
Larry Mize	T32	69-72-67-73 281	0.00	5,414.28	David Sutherland	T72	65-69-77-80 291	0.00	1,950.00
					Hubert Green	74	70-71-74-79 294	0.00	1,920.00

1992 Federal Express St. Jude Classic

TPC Southwind, Memphis, TN Purse: \$1,100,000

Par/Yards: 36-35-71/7,006 June 10-14, 1992

LEADERS		First Round	Second Round	Third Round
	Peter Persons	63 (-8)	Dan Forsman 130 (-12)	Dan Forsman 198 (-15)
	Dan Forsman	64 (-7)	Russ Cochran 132 (-10)	Rick Fehr 199 (-14)
	Gil Morgan	64 (-7)	Jim McGovern 132 (-10)	Jay Haas 199 (-14)
	Joe Ozaki	65 (-6)	Emlyn Aubrey 133 (-9)	Jim McGovern 199 (-14)
	Nick Price	65 (-6)	David Edwards 133 (-9)	Mike Sullivan 199 (-14)
	Chris Tucker	65 (-6)	Rick Fehr 133 (-9)	Jim Gallagher, Jr. 200 (-13)
	Jay Haas	68(-3)	Dan Halldorson 133 (-9)	
			Joe Ozaki 133 (-9)	
			Peter Persons 133 (-9)	
			Jay Haas 135(-7)	



CUT: 140

Winner: Jay Haas

68-67-64-64 263

\$198,000.00

JAY HAAS		1	68-67-64-64 263	0.00	\$198,000.00				
Robert Gamez	T2	68-69-66-63 266	0.00	96,800.00	Gil Morgan	T39	64-72-68-71 275	0.00	\$4,290.00
Dan Forsman	T2	64-66-68-68 266	0.00	96,800.00	John Adams	T39	67-69-69-70 275	0.00	4,290.00
Jim McGovern	4	70-62-67-68 267	0.00	52,800.00	Phil Blackmar	T39	66-69-68-72 275	0.00	4,290.00
Jim Gallagher, Jr.	5	69-65-66-68 268	0.00	44,000.00	Billy Mayfair	T39	69-66-70-70 275	0.00	4,290.00
Naomichi Ozaki	T6	65-68-70-66 269	0.00	35,612.50	Larry Silveira	T39	66-71-69-69 275	0.00	4,290.00
Scott Gump	T6	68-70-64-67 269	0.00	35,612.50	Doug Tewell	T39	68-69-71-67 275	0.00	4,290.00
Peter Persons	T6	63-70-69-67 269	0.00	35,612.50	Loren Roberts	T46	69-70-67-70 276	0.00	2,798.00
Howard Twitty	T6	68-70-66-65 269	0.00	35,612.50	Michael Allen	T46	66-69-69-72 276	0.00	2,798.00
Dan Halldorson	T10	66-67-68-69 270	0.00	27,500.00	Sonny Skinner	T46	70-66-71-69 276	0.00	2,798.00
Paul Azinger	T10	67-69-68-66 270	0.00	27,500.00	Wayne Riley	T46	66-68-70-72 276	0.00	2,798.00
Russ Cochran	T10	67-65-69-69 270	0.00	27,500.00	Jim Woodward	T46	72-65-69-70 276	0.00	2,798.00
Rick Fehr	T13	68-65-66-72 271	0.00	18,287.50	Frank Conner	T46	72-67-67-70 276	0.00	2,798.00
David Edwards	T13	67-66-70-68 271	0.00	18,287.50	David Feherty	T46	68-71-67-70 276	0.00	2,798.00
Payne Stewart	T13	70-64-67-70 271	0.00	18,287.50	Ed Dougherty	T46	70-69-69-68 276	0.00	2,798.00
Mike Sullivan	T13	69-68-62-72 271	0.00	18,287.50	Barry Jaeckel	T46	68-69-70-69 276	0.00	2,798.00
Nick Price	T13	65-72-65-69 271	0.00	18,287.50	P.H. Horgan III	T46	68-66-70-72 276	0.00	2,798.00
Robert Wrenn	T13	69-69-65-68 271	0.00	18,287.50	Patrick Burke	T46	69-70-67-70 276	0.00	2,798.00
Steve Lamontagne	T13	67-70-69-65 271	0.00	18,287.50	Jodie Mudd	T57	70-69-70-68 277	0.00	2,453.00
Vijay Singh	T13	68-68-68-67 271	0.00	18,287.50	Bob Estes	T57	68-69-68-72 277	0.00	2,453.00
Chris Tucker	T21	65-72-69-66 272	0.00	11,440.00	Jim Hallet	T57	71-67-65-74 277	0.00	2,453.00
Mike Donald	T21	67-67-68-70 272	0.00	11,440.00	Dave Rummells	T57	70-66-73-68 277	0.00	2,453.00
Ian Baker-Finch	T21	69-70-64-69 272	0.00	11,440.00	Kim Young	T61	66-70-72-70 278	0.00	2,376.00
Larry Mize	T21	66-70-68-68 272	0.00	11,440.00	Andy Dillard	T61	66-73-70-69 278	0.00	2,376.00
John Huston	T21	68-66-72-66 272	0.00	11,440.00	Brad Bryant	T61	68-70-69-71 278	0.00	2,376.00
John Inman	T26	70-68-69-66 273	0.00	7,975.00	Bob Friend	T64	71-66-72-70 279	0.00	2,299.00
Emlyn Aubrey	T26	66-67-71-69 273	0.00	7,975.00	David Ogrin	T64	66-73-69-71 279	0.00	2,299.00
Brad Fabel	T26	69-68-68-68 273	0.00	7,975.00	Hale Irwin	T64	68-69-70-72 279	0.00	2,299.00
Greg Whisman	T26	69-70-66-68 273	0.00	7,975.00	Richard Zokol	T64	70-69-71-69 279	0.00	2,299.00
Brian Tennyson	T26	69-69-69-66 273	0.00	7,975.00	Ben Crenshaw	68	68-68-74-70 280	0.00	2,244.00
Tray Tyner	T26	69-70-67-67 273	0.00	7,975.00	Andy Bean	T69	68-71-70-72 281	0.00	2,200.00
Dave Schreyer	T32	68-70-66-70 274	0.00	5,955.71	Greg Bruckner	T69	70-68-73-70 281	0.00	2,200.00
Tom Purtzer	T32	72-65-68-69 274	0.00	5,955.71	Brad Bell	T69	68-67-74-72 281	0.00	2,200.00
José María Olazábal	T32	68-67-69-70 274	0.00	5,955.71	Fulton Allem	72	68-71-75-68 282	0.00	2,156.00
Dave Barr	T32	66-68-68-72 274	0.00	5,955.71	Ed Fiori	T73	67-72-76-69 284	0.00	2,123.00
Kenny Knox	T32	68-71-68-67 274	0.00	5,955.72	Lon Hinkle	T73	70-69-71-74 284	0.00	2,123.00
Donnie Hammond	T32	67-71-67-69 274	0.00	5,955.72	Tommy Armour III	T75	69-66-74-76 285	0.00	2,079.00
Kelly Gibson	T32	66-68-71-69 274	0.00	5,955.72	Mark Calcavecchia	T75	68-70-69-78 285	0.00	2,079.00
Mike Hulbert	T39	67-70-65-73 275	0.00	4,290.00	Jerry Pate	77	69-67-72-81 289	0.00	2,046.00
					Brandel Chamblee	78	68-69-76-78 291	0.00	2,024.00

1993 Federal Express St. Jude Classic

TPC Southwind, Memphis, TN Purse: \$1,100,000

Par/Yards: 36-35-71/7,00

July 28 - August 1, 1993

LEADERS	First Round	Second Round	Third Round
	Michael Bradley 64 (-7)	Jeff Maggert 132 (-10)	Nick Price 200 (-13)
	Jay Haas 65 (-6)	John Daly 133 (-9)	Fuzzy Zoeller 200 (-13)
	Davis Love III 65 (-6)	Rick Fehr 134 (-8)	Rick Fehr 202 (-11)
	Michael Allen 65 (-6)	Nick Price 134 (-8)	Fred Funk 202 (-11)
	Scott Gump 65 (-6)	Fuzzy Zoeller 135 (-7)	Gil Morgan 202 (-11)
	Neal Lancaster 65 (-6)	John Adams 136 (-6)	Mark Brooks 203 (-10)
	Nick Price 69 (-2)	Brad Bryant 136 (-6)	Davis Love III 203 (-10)
		Loren Roberts 136 (-6)	Jeff Maggert 203 (-10)
		Doug Tewell 136 (-6)	



CUT: 143

Winner: Nick Price

69-65-66-66 266

\$198,000.00

NICK PRICE	1	69-65-66-66 266	0.00	\$198,000.00					
Rick Fehr	T2	68-66-68-67 269	0.00	96,800.00	Dan Forsman	T39	67-73-73-67 280	0.00	\$4,620.00
Jeff Maggert	T2	67-65-71-66 269	0.00	96,800.00	Bob Estes	T39	69-70-69-72 280	0.00	4,620.00
Fuzzy Zoeller	4	67-68-65-70 270	0.00	52,800.00	Peter Jacobsen	T39	68-72-70-70 280	0.00	4,620.00
Gil Morgan	5	69-69-64-69 271	0.00	44,000.00	Skip Kendall	T43	69-72-73-67 281	0.00	3,432.00
Tom Kite	T6	70-67-69-66 272	0.00	38,225.00	Mike Hulbert	T43	70-69-71-71 281	0.00	3,432.00
Fred Funk	T6	68-69-65-70 272	0.00	38,225.00	Gary Hallberg	T43	70-70-68-73 281	0.00	3,432.00
Jay Delsing	T8	72-69-71-61 273	0.00	33,000.00	Ed Fiori	T43	68-72-71-70 281	0.00	3,432.00
Curtis Strange	T8	71-66-69-67 273	0.00	33,000.00	Jeff Cook	T43	70-70-71-70 281	0.00	3,432.00
Dan Pohl	T10	72-68-69-65 274	0.00	28,600.00	Willie Wood	T43	69-70-73-69 281	0.00	3,432.00
Mark Brooks	T10	70-69-64-71 274	0.00	28,600.00	Dave Rummells	T43	67-72-68-74 281	0.00	3,432.00
John Adams	T12	68-68-70-69 275	0.00	22,275.00	Gary McCord	T50	69-71-74-68 282	0.00	2,739.00
Dave Barr	T12	68-69-71-67 275	0.00	22,275.00	Kenny Perry	T50	69-70-71-72 282	0.00	2,739.00
Bob Gilder	T12	69-69-69-68 275	0.00	22,275.00	John Flannery	T52	68-71-75-69 283	0.00	2,596.00
John Riegger	T12	69-70-68-68 275	0.00	22,275.00	Phil Blackmar	T52	69-69-75-70 283	0.00	2,596.00
Howard Twitty	T16	70-68-69-69 276	0.00	17,600.00	Ben Crenshaw	T52	69-71-69-74 283	0.00	2,596.00
John Daly	T16	67-66-72-71 276	0.00	17,600.00	John Cook	T55	70-72-71-71 284	0.00	2,497.00
Billy Mayfair	T16	70-67-69-70 276	0.00	17,600.00	Mark Calcavecchia	T55	71-69-69-75 284	0.00	2,497.00
Ronnie Black	T19	69-73-68-67 277	0.00	13,805.00	Mark Carnevale	T55	70-69-77-68 284	0.00	2,497.00
Bob Tway	T19	69-71-69-68 277	0.00	13,805.00	David Toms	T55	72-70-68-74 284	0.00	2,497.00
Tim Simpson	T19	70-70-67-70 277	0.00	13,805.00	Tom Purtzer	T59	67-71-72-75 285	0.00	2,409.00
David Duval	T19	71-68-66-72 277	0.00	13,805.00	Hal Sutton	T59	72-70-71-72 285	0.00	2,409.00
Loren Roberts	T23	69-67-69-73 278	0.00	9,047.50	Paul Goydos	T59	70-71-72-72 285	0.00	2,409.00
Doug Tewell	T23	67-69-73-69 278	0.00	9,047.50	Jay Don Blake	T59	70-72-71-72 285	0.00	2,409.00
Lennie Clements	T23	70-69-68-71 278	0.00	9,047.50	Andy Bean	T63	72-68-69-77 286	0.00	2,343.00
Joel Edwards	T23	73-68-67-70 278	0.00	9,047.50	Payne Stewart	T63	70-71-70-75 286	0.00	2,343.00
Mark McCumber	T23	72-70-70-66 278	0.00	9,047.50	Bobby Clampett	T65	69-72-72-74 287	0.00	2,288.00
Davis Love III	T23	65-72-66-75 278	0.00	9,047.50	Ed Dougherty	T65	70-69-73-75 287	0.00	2,288.00
Scott Hoch	T23	71-69-67-71 278	0.00	9,047.50	John Huston	T65	69-70-71-77 287	0.00	2,288.00
Jay Haas	T23	65-72-70-71 278	0.00	9,047.50	Jim Ellis	T68	69-69-74-76 288	0.00	2,233.00
Jodie Mudd	T31	70-68-69-72 279	0.00	6,105.00	Jimmy Johnston	T68	75-67-72-74 288	0.00	2,233.00
Jim Gallagher, Jr.	T31	73-68-67-71 279	0.00	6,105.00	Robert Wrenn	T70	72-69-73-75 289	0.00	2,189.00
Brad Bryant	T31	70-66-72-71 279	0.00	6,105.00	Jeff Sluman	T70	68-71-73-77 289	0.00	2,189.00
Brandel Chamblee	T31	70-72-68-69 279	0.00	6,105.00	Gene Sauers	T72	70-72-74-74 290	0.00	2,145.00
Kirk Triplett	T31	71-70-65-73 279	0.00	6,105.00	Craig Lee	T72	71-70-71-78 290	0.00	2,145.00
Neal Lancaster	T31	66-73-67-73 279	0.00	6,105.00	Denis Watson	T74	72-70-73-76 291	0.00	2,101.00
Jim Woodward	T31	71-71-68-69 279	0.00	6,105.00	Jim McGovern	T74	73-65-77-76 291	0.00	2,101.00
Michael Allen	T31	66-72-70-71 279	0.00	6,105.00	Ted Schulz	76	71-71-75-76 293	0.00	2,068.00
Jeff Woodland	T39	67-70-73-70 280	0.00	4,620.00	Michael Bradley	77	64-74-82-76 296	0.00	2,046.00

1994 Federal Express St. Jude Classic

TPC Southwind, Memphis, TN

Purse: \$1,250,000

Par/Yards: 36-35-71/7,006

July 27-31, 1994

LEADERS	First Round	Second Round	Third Round
	Dave Barr 66 (-5)	Fuzzy Zoeller..... 131 (-11)	Russ Cochran 200 (-13)
	Dicky Pride..... 66 (-5)	Jay Haas 133 (-9)	Gil Morgan 200 (-13)
	Ted Schulz 66 (-5)	Dicky Pride..... 133 (-9)	Dicky Pride..... 200 (-13)
	Payne Stewart..... 66 (-5)	Gene Sauers..... 133 (-9)	Jay Haas 201 (-12)
	Fuzzy Zoeller..... 66 (-5)	Ken Green 134 (-8)	Gene Sauers..... 201 (-12)
		Tony Sills..... 134 (-8)	Fuzzy Zoeller..... 201 (-12)
		Payne Stewart..... 134 (-8)	



CUT: 141

Winner: Dicky Pride 66-67-67-67 267

\$225,000.00

DICKY PRIDE..... 1 66-67-67-67 267 0.00 \$225,000.00	Donnie Hammond T35 69-67-72-68 276 0.00 \$5,901.43
Gene Sauers T2 67-66-68-66 267 0.00 110,000.00	Morris Hatalsky T35 68-68-73-67 276 0.00 5,901.43
Hal Sutton T2 67-68-68-64 267 0.00 110,000.00	Billy Andrade T35 71-69-69-67 276 0.00 5,901.43
Nick Price 4 72-66-66-64 268 0.00 60,000.00	Jim Woodward T35 67-70-71-68 276 0.00 5,901.43
Dave Barr T5 66-69-67-67 269 0.00 45,625.00	Loren Roberts T35 68-71-72-65 276 0.00 5,901.43
Russ Cochran T5 67-68-65-69 269 0.00 45,625.00	Tony Sills T35 70-64-72-70 276 0.00 5,901.43
Wayne Grady T5 70-66-67-66 269 0.00 45,625.00	Kirk Triplett T42 70-69-69-69 277 0.00 4,625.00
Fuzzy Zoeller T8 66-65-70-69 270 0.00 37,500.00	Joel Edwards T42 69-69-67-72 277 0.00 4,625.00
Paul Stankowski T8 68-67-69-66 270 0.00 37,500.00	Scott Hoch T42 71-67-70-69 277 0.00 4,625.00
Duffy Waldorf T10 67-70-67-67 271 0.00 28,750.00	Yoshinori Mizumaki T45 71-69-70-68 278 0.00 3,503.57
Gil Morgan T10 70-67-63-71 271 0.00 28,750.00	Jay Delsing T45 68-67-71-72 278 0.00 3,503.57
John Cook T10 67-70-65-69 271 0.00 28,750.00	Tom Purtzer T45 69-68-73-68 278 0.00 3,503.58
Brian Claar T10 69-67-68-67 271 0.00 28,750.00	Grant Waite T45 75-65-69-69 278 0.00 3,503.57
Jim Gallagher, Jr. T10 71-68-65-67 271 0.00 28,750.00	Steve Brodie T45 71-68-66-73 278 0.00 3,503.57
Craig Parry T15 73-65-66-68 272 0.00 20,625.00	Neal Lancaster T45 71-65-73-69 278 0.00 3,503.57
Jay Haas T15 67-66-68-71 272 0.00 20,625.00	Steve Rintoul T45 69-70-68-71 278 0.00 3,503.57
Payne Stewart T15 66-68-69-69 272 0.00 20,625.00	David Peoples T52 71-68-68-72 279 0.00 2,915.00
Chris DiMarco T15 67-73-65-67 272 0.00 20,625.00	David Feherty T52 70-68-74-67 279 0.00 2,915.00
David Ogrin T19 70-70-66-67 273 0.00 15,150.00	Phil Blackmar T52 69-71-70-69 279 0.00 2,915.00
Doug Tewell T19 69-66-68-70 273 0.00 15,150.00	Bill Glasson T52 70-70-68-71 279 0.00 2,915.00
Mike Reid T19 72-67-67-67 273 0.00 15,150.00	Michael Allen T52 71-69-67-72 279 0.00 2,915.00
Peter Jacobsen T19 68-70-67-68 273 0.00 15,150.00	Pete Jordan 57 67-72-71-70 280 0.00 2,825.00
John Adams T19 71-67-65-70 273 0.00 15,150.00	Guy Boros T58 70-70-71-70 281 0.00 2,775.00
Robin Freeman T24 71-68-69-66 274 0.00 9,671.88	Michael Bradley T58 67-70-74-70 281 0.00 2,775.00
Bob Estes T24 72-67-63-72 274 0.00 9,671.87	Bob Tway T58 71-68-71-71 281 0.00 2,775.00
Lennie Clements T24 73-66-65-70 274 0.00 9,671.87	Howard Twitty T61 69-71-74-68 282 0.00 2,712.50
Ken Green T24 67-67-75-65 274 0.00 9,671.88	Tom Sieckmann T61 72-67-73-70 282 0.00 2,712.50
Mike Hulbert T24 70-65-70-69 274 0.00 9,671.87	Stan Utley T63 72-67-75-70 284 0.00 2,625.00
Bob Gilder T24 69-71-66-68 274 0.00 9,671.88	Dan Pohl T63 68-69-75-72 284 0.00 2,625.00
Mark McCumber T24 70-66-68-70 274 0.00 9,671.87	Larry Silveira T63 70-69-73-72 284 0.00 2,625.00
Jim Furyk T24 68-69-70-67 274 0.00 9,671.88	Ted Schulz T63 66-69-73-76 284 0.00 2,625.00
Jodie Mudd T32 70-68-71-66 275 0.00 7,396.67	John Inman T63 71-69-73-71 284 0.00 2,625.00
John Huston T32 67-71-72-65 275 0.00 7,396.67	John Mahaffey T68 73-67-73-73 286 0.00 2,537.50
Bob Lohr T32 70-68-70-67 275 0.00 7,396.66	Trevor Dodds T68 67-73-73-73 286 0.00 2,537.50
Steve Pate T35 70-68-67-71 276 0.00 5,901.42	Robert Gamez 70 67-73-72-77 289 0.00 2,500.00

1995 FedEx St. Jude Classic

TPC Southwind, Memphis, TN

Purse: \$1,250,000

Par/Yards: 36-35-71/7,006

June 28 - July 2, 1995

LEADERS		First Round	Second Round	Third Round
	Glen Day.....	62 (-9)	Jim Gallagher, Jr.	127 (-15)
	Mike Standly.....	62 (-9)	Mike Standly.....	129 (-13)
	Dennis Paulson.....	64 (-7)	Bob Tway.....	129 (-13)
	John Cook.....	65 (-6)	Jay Delsing.....	132 (-10)
	Jim Gallagher, Jr.	65 (-6)	John Huston.....	132 (-10)
	Rocco Mediate.....	65 (-6)	Gene Sauers.....	133 (-9)
	Scott Simpson.....	65 (-6)	Omar Uresti.....	133 (-9)
	Bob Tway.....	65 (-6)	Jay Williamson.....	133 (-9)
	D.A. Weibring.....	65 (-6)		
	Jay Williamson.....	65 (-6)		
				Jim Gallagher, Jr.
				195 (-18)
				Gene Sauers.....
				196 (-17)
				Bob Tway.....
				199 (-14)
				Ken Green.....
				200 (-13)
				John Huston.....
				200 (-13)
				Jay Delsing.....
				201 (-12)



CUT: 140

Winner: Jim Gallagher, Jr.

65-62-68-72 267

\$225,000.00

JIM GALLAGHER, JR....		1	65-62-68-72	267	0.00	\$225,000.00					
Ken Green.....	T2	68-67-65-68	268	0.00	110,000.00	Gil Morgan.....	T36	68-71-66-71	276	0.00	\$6,145.00
Jay Delsing.....	T2	69-63-69-67	268	0.00	110,000.00	Jerry Pate.....	T36	71-65-71-69	276	0.00	6,145.00
Gene Sauers.....	4	68-65-63-73	269	0.00	60,000.00	Scott Simpson.....	T39	65-74-68-70	277	0.00	5,000.00
Steve Jones.....	T5	68-69-65-68	270	0.00	40,937.50	Tom Purtzer.....	T39	67-68-72-70	277	0.00	5,000.00
Rocco Mediate.....	T5	65-71-67-67	270	0.00	40,937.50	Bob Lohr.....	T39	68-68-70-71	277	0.00	5,000.00
Larry Mize.....	T5	69-66-67-68	270	0.00	40,937.50	Tommy Armour III.....	T39	67-71-67-72	277	0.00	5,000.00
Brandel Chamblee.....	T5	69-70-65-66	270	0.00	40,937.50	Scott Verplank.....	T39	66-69-68-74	277	0.00	5,000.00
John Cook.....	T5	65-70-67-68	270	0.00	40,937.50	Bruce Vaughan.....	T39	68-71-68-70	277	0.00	5,000.00
Bob Tway.....	T5	65-64-70-71	270	0.00	40,937.50	Jay Williamson.....	T45	65-68-69-76	278	0.00	3,660.00
Jay Haas.....	T11	68-70-67-66	271	0.00	28,750.00	Brian Henninger.....	T45	74-64-74-66	278	0.00	3,660.00
Mark Brooks.....	T11	69-65-68-69	271	0.00	28,750.00	Bill Glasson.....	T45	68-69-72-69	278	0.00	3,660.00
John Huston.....	T11	67-65-68-71	271	0.00	28,750.00	Lee Janzen.....	T45	69-70-70-69	278	0.00	3,660.00
Brett Ogle.....	T14	67-70-70-65	272	0.00	20,625.00	Dennis Paulson.....	T45	64-71-72-71	278	0.00	3,660.00
Bob Estes.....	T14	69-67-67-69	272	0.00	20,625.00	Mike Hulbert.....	T50	68-67-69-75	279	0.00	3,075.00
Howard Twitty.....	T14	67-70-68-67	272	0.00	20,625.00	Bob Gilder.....	T50	67-71-71-70	279	0.00	3,075.00
Kirk Triplett.....	T14	68-68-67-69	272	0.00	20,625.00	Chip Beck.....	T50	70-67-69-73	279	0.00	3,075.00
Ted Tryba.....	T14	68-68-67-69	272	0.00	20,625.00	Ed Fiori.....	T53	67-69-74-70	280	0.00	2,880.00
D.A. Weibring.....	T14	65-70-69-68	272	0.00	20,625.00	Tony Sills.....	T53	71-68-72-69	280	0.00	2,880.00
Curtis Strange.....	20	67-70-69-67	273	0.00	16,250.00	Mike Brisky.....	T53	71-67-73-69	280	0.00	2,880.00
Duffy Waldorf.....	T21	72-65-67-70	274	0.00	13,000.00	Justin Leonard.....	T53	67-69-72-72	280	0.00	2,880.00
Omar Uresti.....	T21	66-67-70-71	274	0.00	13,000.00	Kawika Cotner.....	T53	68-70-73-69	280	0.00	2,880.00
Charlie Rymer.....	T21	66-71-67-70	274	0.00	13,000.00	Dave Stockton, Jr.....	T58	68-68-68-77	281	0.00	2,775.00
Craig Parry.....	T21	67-72-67-68	274	0.00	13,000.00	Dillard Pruitt.....	T58	68-70-74-69	281	0.00	2,775.00
Glen Day.....	T21	62-74-70-68	274	0.00	13,000.00	John Mahaffey.....	T58	69-69-74-69	281	0.00	2,775.00
Peter Jacobsen.....	T26	66-69-70-70	275	0.00	8,331.50	Larry Nelson.....	T61	73-64-71-74	282	0.00	2,700.00
Lennie Clements.....	T26	70-67-69-69	275	0.00	8,331.50	Donnie Hammond.....	T61	71-67-70-74	282	0.00	2,700.00
Jim Carter.....	T26	73-64-69-69	275	0.00	8,331.50	Emlyn Aubrey.....	T61	70-69-72-71	282	0.00	2,700.00
Paul Goydos.....	T26	67-68-69-71	275	0.00	8,331.50	Carl Paulson.....	T64	67-70-75-71	283	0.00	2,637.50
Mark Wurtz.....	T26	68-69-70-68	275	0.00	8,331.50	Lee Rinker.....	T64	69-70-71-73	283	0.00	2,637.50
Grant Waite.....	T26	69-66-67-73	275	0.00	8,331.50	Harry Taylor.....	T66	70-68-72-74	284	0.00	2,575.00
Mike Sullivan.....	T26	70-68-68-69	275	0.00	8,331.50	Greg Kraft.....	T66	69-69-75-71	284	0.00	2,575.00
Craig Stadler.....	T26	66-69-68-72	275	0.00	8,331.50	Dicky Thompson.....	T66	70-68-72-74	284	0.00	2,575.00
Mike Standly.....	T26	62-67-75-71	275	0.00	8,331.50	Fulton Allem.....	69	70-69-71-75	285	0.00	2,525.00
Ernie Els.....	T26	67-67-71-70	275	0.00	8,331.50	Ray Stewart.....	70	71-68-77-72	288	0.00	2,500.00
Guy Boros.....	T36	71-68-69-68	276	0.00	6,145.00	Brian Kamm.....	71	66-73-74-76	289	0.00	2,475.00

1996 FedEx St. Jude Classic

TPC Southwind, Memphis, TN Purse: \$1,350,000

Par/Yards: 36-35-71/7,006 June 19-23, 1996

LEADERS	First Round	Second Round	Third Round
	John Cook..... 64 (-7)	John Cook..... 126 (-16)	John Cook..... 189 (-24)
	John Daly 64 (-7)	John Adams..... 129 (-13)	John Adams..... 195 (-18)
	Patrick Lee 64 (-7)	Patrick Lee 131 (-11)	Kenny Perry..... 198 (-15)
	Mike Swartz 64 (-7)	Kenny Perry..... 131 (-11)	Paul Stankowski 199 (-14)
	John Adams..... 65 (-6)	Stuart Appleby 132 (-10)	Justin Leonard..... 200 (-13)
	Stuart Appleby 65 (-6)	Paul Stankowski 133 (-9)	Kirk Triplett 200 (-13)
	Ronnie Black 65 (-6)		
	Jim Carter 65 (-6)		
	Frank Lickliter II 65 (-6)		



CUT: 141

Winner: John Cook

64-62-63-69 258

\$243,000.00

JOHN COOK..... 1 64-62-63-69 258 0.00 \$243,000.00	Clarence Rose T35 71-66-72-68 277 0.00 \$6,097.45
John Adams 2 65-64-66-70 265 0.00 145,800.00	Tommy Armour III T35 69-66-72-70 277 0.00 6,097.45
Kenny Perry 3 67-64-67-68 266 0.00 91,800.00	Jim Carter T35 65-71-68-73 277 0.00 6,097.44
Justin Leonard T4 70-64-66-67 267 0.00 59,400.00	Keith Fergus T35 69-66-70-72 277 0.00 6,097.44
Gil Morgan T4 70-65-68-64 267 0.00 59,400.00	Brad Fabel T35 67-72-67-71 277 0.00 6,097.44
Paul Stankowski 6 69-64-66-69 268 0.00 48,600.00	Mike Hulbert T35 67-69-68-73 277 0.00 6,097.44
Mike Swartz T7 64-71-67-67 269 0.00 43,537.50	Lucas Parsons T35 70-69-68-70 277 0.00 6,097.45
Michael Bradley T7 69-67-67-66 269 0.00 43,537.50	Wayne Grady T44 70-69-70-69 278 0.00 4,081.50
John Huston T9 67-68-66-69 270 0.00 36,450.00	Joel Edwards T44 70-68-71-69 278 0.00 4,081.50
Tom Purtzer T9 67-69-69-65 270 0.00 36,450.00	Loren Roberts T44 72-67-68-71 278 0.00 4,081.50
Kirk Triplett T9 68-68-64-70 270 0.00 36,450.00	Curtis Strange T44 68-72-71-67 278 0.00 4,081.50
Jay Delsing 12 68-68-67-68 271 0.00 31,050.00	Tray Tyner T44 69-68-69-72 278 0.00 4,081.50
Dan Forsman T13 69-67-67-69 272 0.00 26,100.00	Frank Lickliter II T44 65-74-71-68 278 0.00 4,081.50
Glen Day T13 72-68-67-65 272 0.00 26,100.00	Kevin Sutherland T50 67-71-70-71 279 0.00 3,361.50
Tim Herron T13 72-63-69-68 272 0.00 26,100.00	Lennie Clements T50 69-70-69-71 279 0.00 3,361.50
Patrick Lee T16 64-67-71-71 273 0.00 20,250.00	Anders Forsbrand T52 66-70-73-71 280 0.00 3,132.00
Ted Tryba T16 69-66-68-70 273 0.00 20,250.00	Doug Martin T52 68-67-69-76 280 0.00 3,132.00
Peter O'Malley T16 68-69-66-70 273 0.00 20,250.00	Tommy Tolles T52 69-71-69-71 280 0.00 3,132.00
Billy Mayfair T16 68-70-65-70 273 0.00 20,250.00	Sean Murphy T52 69-69-69-73 280 0.00 3,132.00
Stuart Appleby T16 65-67-73-68 273 0.00 20,250.00	Jay Williamson T52 67-69-68-76 280 0.00 3,132.00
Steve Jurgensen T21 66-68-68-72 274 0.00 14,580.00	Mike Reid T52 71-69-71-69 280 0.00 3,132.00
Larry Nelson T21 68-67-69-70 274 0.00 14,580.00	Tim Simpson T58 71-68-71-71 281 0.00 2,943.00
Kelly Gibson T21 68-66-69-71 274 0.00 14,580.00	Dicky Pride T58 67-70-72-72 281 0.00 2,943.00
Dudley Hart T21 71-68-69-66 274 0.00 14,580.00	Charlie Rymer T58 72-67-71-71 281 0.00 2,943.00
David Toms T25 69-67-67-72 275 0.00 11,025.00	Joe Daley T58 72-66-70-73 281 0.00 2,943.00
David Peoples T25 66-71-65-73 275 0.00 11,025.00	Craig Parry T58 71-68-72-70 281 0.00 2,943.00
Bob Gilder T25 67-67-68-73 275 0.00 11,025.00	John Daly T58 64-71-70-76 281 0.00 2,943.00
Donnie Hammond T28 70-69-68-69 276 0.00 8,784.71	Ronnie Black T58 65-72-74-70 281 0.00 2,943.00
Rick Fehr T28 72-67-71-66 276 0.00 8,784.72	Neal Lancaster T65 68-72-70-72 282 0.00 2,821.50
Phil Blackmar T28 68-68-72-68 276 0.00 8,784.72	Phil Sullivan T65 69-68-71-74 282 0.00 2,821.50
Scott Gump T28 70-68-69-69 276 0.00 8,784.72	Joey Gullion T67 71-66-72-74 283 0.00 2,754.00
Dave Stockton, Jr. T28 70-65-70-71 276 0.00 8,784.71	Chip Beck T67 68-68-74-73 283 0.00 2,754.00
Tom Scherrer T28 70-66-71-69 276 0.00 8,784.71	Davis Love III T67 72-68-74-69 283 0.00 2,754.00
Bryan Gorman T28 70-69-68-69 276 0.00 8,784.71	Steve Jones T70 70-69-72-73 284 0.00 2,686.50
Jim McGovern T35 72-66-69-70 277 0.00 6,097.45	Shane Bertsch T70 67-69-73-75 284 0.00 2,686.50
Chris Perry T35 68-70-68-71 277 0.00 6,097.44	Mark Brooks 72 71-68-75-73 287 0.00 2,646.00

1997 FedEx St. Jude Classic

TPC Southwind, Memphis, TN Purse: \$1,500,000

Par/Yards: 36-35-71/7,006 June 25-29, 1997

LEADERS		First Round	Second Round	Third Round		
	Lennie Clements.....	65 (-6)	Robert Damron.....	131 (-11)	Robert Damron.....	200 (-13)
	Robert Damron.....	65 (-6)	Gene Sauers.....	132 (-10)	Michael Bradley.....	201 (-12)
	Gene Sauers.....	65 (-6)	Greg Norman.....	133 (-9)	Mike Hulbert.....	202 (-11)
	David Berganio, Jr.....	66 (-5)	Tommy Armour III.....	134 (-8)	Jay Don Blake.....	202 (-11)
	Craig Kanada.....	66 (-5)	Jay Don Blake.....	134 (-8)	Justin Leonard.....	202 (-11)
	Justin Leonard.....	66 (-5)	Bob Estes.....	134 (-8)	Greg Norman.....	202 (-11)
	Doug Martin.....	66 (-5)	Mike Hulbert.....	134 (-8)	Nick Price.....	202 (-11)
	Kenny Perry.....	66 (-5)	Nick Price.....	134 (-8)	Gene Sauers.....	202 (-11)
	Nick Price.....	66 (-5)	Charlie Rymer.....	134 (-8)		
	Greg Norman.....	68 (-3)				



CUT: 141

Winner: Greg Norman 68-65-69-66 268

\$270,000.00

GREG NORMAN.....		1	68-65-69-66	268	0.00	\$270,000.00
Dudley Hart.....	2	69-68-66-66	269	0.00	162,000.00	
Robert Damron.....	T3	65-66-69-70	270	0.00	87,000.00	
Craig Parry.....	T3	69-69-66-66	270	0.00	87,000.00	
Nick Price.....	T5	66-68-68-69	271	0.00	52,687.50	
Jay Don Blake.....	T5	70-64-68-69	271	0.00	52,687.50	
Michael Bradley.....	T5	68-67-66-70	271	0.00	52,687.50	
Justin Leonard.....	T5	66-71-65-69	271	0.00	52,687.50	
Tom Byrum.....	T9	69-69-67-67	272	0.00	40,500.00	
Gene Sauers.....	T9	65-67-70-70	272	0.00	40,500.00	
Mike Hulbert.....	T9	67-67-67-71	272	0.00	40,500.00	
Steve Lowery.....	T12	72-68-70-63	273	0.00	31,500.00	
Robert Gamez.....	T12	71-65-72-65	273	0.00	31,500.00	
Kenny Perry.....	T12	66-71-70-66	273	0.00	31,500.00	
Phil Blackmar.....	15	69-67-73-65	274	0.00	27,000.00	
Andrew Magee.....	T16	68-67-69-71	275	0.00	21,750.00	
Michael Christie.....	T16	70-68-65-72	275	0.00	21,750.00	
David Toms.....	T16	69-70-71-65	275	0.00	21,750.00	
Fuzzy Zoeller.....	T16	69-67-70-69	275	0.00	21,750.00	
Jack O'Keefe.....	T16	69-66-70-70	275	0.00	21,750.00	
Stewart Cink.....	T16	68-71-68-68	275	0.00	21,750.00	
Skip Kendall.....	T22	68-67-74-67	276	0.00	14,400.00	
John Adams.....	T22	70-66-69-71	276	0.00	14,400.00	
Brian Claar.....	T22	68-71-67-70	276	0.00	14,400.00	
Bob Estes.....	T22	68-66-72-70	276	0.00	14,400.00	
Dan Forsman.....	T22	72-68-66-70	276	0.00	14,400.00	
Jim Carter.....	T27	70-70-68-69	277	0.00	9,775.00	
Doug Martin.....	T27	66-71-72-68	277	0.00	9,775.00	
Peter Jacobsen.....	T27	71-68-68-70	277	0.00	9,775.00	
Ted Tryba.....	T27	68-68-70-71	277	0.00	9,775.00	
Curtis Strange.....	T27	67-69-69-72	277	0.00	9,775.00	
John Wilson.....	T27	67-70-70-70	277	0.00	9,775.00	
Pete Jordan.....	T27	69-66-70-72	277	0.00	9,775.00	
Doug Barron.....	T27	69-69-68-71	277	0.00	9,775.00	
Charlie Rymer.....	T27	71-63-72-71	277	0.00	9,775.00	
Payne Stewart.....	T36	73-63-73-69	278	0.00	7,375.00	
Tommy Armour III.....	T36	67-67-72-72	278	0.00	7,375.00	
Lennie Clements.....	T36	65-74-70-69	278	0.00	7,375.00	
John Cook.....	T39	71-68-71-69	279	0.00	\$5,850.00	
Kelly Gibson.....	T39	67-72-67-73	279	0.00	5,850.00	
Steve Hart.....	T39	70-68-71-70	279	0.00	5,850.00	
Howard Twitty.....	T39	70-67-70-72	279	0.00	5,850.00	
Willie Wood.....	T39	70-70-69-70	279	0.00	5,850.00	
Dave Stockton, Jr.....	T39	68-70-70-71	279	0.00	5,850.00	
Tom Gillis.....	T39	72-67-70-70	279	0.00	5,850.00	
Joe Durant.....	T46	71-69-70-70	280	0.00	4,011.42	
Neal Lancaster.....	T46	72-68-72-68	280	0.00	4,011.43	
Scott Verplank.....	T46	68-72-71-69	280	0.00	4,011.43	
D.A. Weibring.....	T46	67-72-71-70	280	0.00	4,011.43	
Bruce Fleisher.....	T46	69-69-72-70	280	0.00	4,011.43	
David Edwards.....	T46	69-70-70-71	280	0.00	4,011.43	
Brad Fabel.....	T46	68-70-74-68	280	0.00	4,011.43	
Joel Edwards.....	T53	68-68-73-72	281	0.00	3,408.75	
Fulton Allem.....	T53	68-71-71-71	281	0.00	3,408.75	
Andy Bean.....	T53	69-70-71-71	281	0.00	3,408.75	
P.H. Horgan III.....	T53	70-68-70-73	281	0.00	3,408.75	
Jay Haas.....	T53	70-66-73-72	281	0.00	3,408.75	
Scott Simpson.....	T53	71-69-73-68	281	0.00	3,408.75	
David Berganio, Jr.....	T53	66-73-69-73	281	0.00	3,408.75	
John Maginnes.....	T53	71-68-70-72	281	0.00	3,408.75	
Guy Boros.....	T61	67-69-68-78	282	0.00	3,225.00	
Duffy Waldorf.....	T61	72-67-69-74	282	0.00	3,225.00	
Loren Roberts.....	T61	69-70-75-68	282	0.00	3,225.00	
Rafael Alarcon.....	T61	71-69-70-72	282	0.00	3,225.00	
Tony Mollica.....	T65	68-70-73-72	283	0.00	3,120.00	
Kevin Burton.....	T65	68-69-74-72	283	0.00	3,120.00	
Omar Uresti.....	T65	67-71-70-75	283	0.00	3,120.00	
Frank Lickliter II.....	T68	68-68-72-76	284	0.00	3,045.00	
Emlyn Aubrey.....	T68	68-70-70-76	284	0.00	3,045.00	
Brett Quigley.....	T70	69-69-75-72	285	0.00	2,985.00	
Woody Austin.....	T70	70-69-77-69	285	0.00	2,985.00	
Scott Gump.....	T72	69-69-72-76	286	0.00	2,925.00	
Robin Freeman.....	T72	67-73-74-72	286	0.00	2,925.00	
Jay Delsing.....	T74	68-72-74-73	287	0.00	2,865.00	
Dicky Pride.....	T74	69-71-73-74	287	0.00	2,865.00	

1998 FedEx St. Jude Classic

TPC Southwind, Memphis, TN Purse: \$1,800,000

Par/Yards: 35-35-71/7,006

July 29 – August 2, 1998

LEADERS		First Round	Second Round	Third Round
	Paul Azinger.....	65 (-6)	Neal Lancaster.....	132 (-10)
	Russ Cochran.....	65 (-6)	Nick Price.....	132 (-10)
	Nick Price.....	65 (-6)	Glen Day.....	133 (-9)
	Mark Carnevale.....	66 (-5)	Paul Azinger.....	134 (-8)
	David Gossett (a).....	66 (-5)	Scott Hoch.....	134 (-8)
	Donnie Hammond.....	66 (-5)	Russ Cochran.....	135 (-7)
	Scott Hoch.....	66 (-5)	Bob Estes.....	135 (-7)
			Donnie Hammond.....	135 (-7)
				Bob Estes.....
				202 (-11)
				Nick Price.....
				202 (-11)
				Paul Azinger.....
				203 (-10)
				Tim Conley.....
				203 (-10)
				Jeff Sluman.....
				203 (-10)
				Kevin Wentworth.....
				204 (-9)



CUT: 143

Winner: Nick Price

65-67-70-66 268

\$324,000.00

NICK PRICE.....		1 65-67-70-66 268	0.00 \$324,000.00						
Jeff Sluman.....	2	70-67-66-65 268	0.00	194,400.00	Clarence Rose.....	T37	73-66-72-70 281	0.00	\$7,920.00
Glen Day.....	3	69-64-72-65 270	0.00	122,400.00	Mike Weir.....	T37	69-71-70-71 281	0.00	7,920.00
Bob Estes.....	4	68-67-67-69 271	0.00	86,400.00	Chris Smith.....	T37	70-70-74-67 281	0.00	7,920.00
Tim Conley.....	5	68-68-67-69 272	0.00	72,000.00	Jim McGovern.....	T43	70-72-70-70 282	0.00	5,616.00
Paul Goydos.....	6	72-66-69-67 274	0.00	64,800.00	Shaun Micheel.....	T43	69-71-71-71 282	0.00	5,616.00
Kirk Triplett.....	T7	68-70-69-68 275	0.00	54,225.00	Dudley Hart.....	T43	67-74-68-72 282	0.00	5,616.00
Jay Haas.....	T7	70-67-70-68 275	0.00	54,225.00	Bradley Hughes.....	T43	68-71-72-71 282	0.00	5,616.00
Paul Azinger.....	T7	65-69-69-72 275	0.00	54,225.00	P.H. Horgan III.....	T43	67-70-75-70 282	0.00	5,616.00
Robert Dameron.....	T7	68-74-66-67 275	0.00	54,225.00	Skip Kendall.....	T43	71-69-67-75 282	0.00	5,616.00
Scott Hoch.....	11	66-68-74-68 276	0.00	45,000.00	Dicky Pride.....	T43	74-68-68-72 282	0.00	5,616.00
Michael Bradley.....	T12	70-69-71-67 277	0.00	32,175.00	Donnie Hammond.....	T50	66-69-79-69 283	0.00	4,308.00
Barry Cheesman.....	T12	73-65-72-67 277	0.00	32,175.00	Billy Andrade.....	T50	71-70-69-73 283	0.00	4,308.00
Scott Verplank.....	T12	69-70-67-71 277	0.00	32,175.00	Ronnie Black.....	T50	70-69-76-68 283	0.00	4,308.00
Neal Lancaster.....	T12	67-65-77-68 277	0.00	32,175.00	Mike Small.....	T50	72-67-72-72 283	0.00	4,308.00
Tim Herron.....	T12	72-66-71-68 277	0.00	32,175.00	Paul Stankowski.....	T50	73-69-69-72 283	0.00	4,308.00
Lee Porter.....	T12	73-69-69-66 277	0.00	32,175.00	Ted Tryba.....	T50	73-67-73-70 283	0.00	4,308.00
Joe Durant.....	T12	71-67-67-72 277	0.00	32,175.00	Brett Quigley.....	T56	72-69-72-71 284	0.00	4,014.00
Kevin Wentworth.....	T12	67-70-67-73 277	0.00	32,175.00	Brian Henninger.....	T56	71-70-74-69 284	0.00	4,014.00
Kevin Sutherland.....	T20	67-70-70-71 278	0.00	19,500.00	Jonathan Kaye.....	T56	71-70-76-67 284	0.00	4,014.00
Omar Uresti.....	T20	69-68-72-69 278	0.00	19,500.00	Jay Don Blake.....	T56	69-69-71-75 284	0.00	4,014.00
Rocco Mediate.....	T20	69-72-67-70 278	0.00	19,500.00	Lee Rinker.....	T56	72-69-71-72 284	0.00	4,014.00
David Ogryn.....	T20	74-67-70-67 278	0.00	19,500.00	Loren Roberts.....	T56	68-73-72-71 284	0.00	4,014.00
Larry Rinker.....	T20	67-69-71-71 278	0.00	19,500.00	Mike Reid.....	T62	70-72-75-68 285	0.00	3,798.00
Mike Hulbert.....	T20	70-70-69-69 278	0.00	19,500.00	Keith Clearwater.....	T62	68-73-73-71 285	0.00	3,798.00
Lee Janzen.....	T26	69-73-70-67 279	0.00	13,050.00	Bob Tway.....	T62	69-69-71-76 285	0.00	3,798.00
John Riegger.....	T26	69-68-76-66 279	0.00	13,050.00	Willie Wood.....	T62	73-69-72-71 285	0.00	3,798.00
Brandel Chamblee.....	T26	67-72-74-66 279	0.00	13,050.00	David Sutherland.....	T62	75-67-69-74 285	0.00	3,798.00
Chris DiMarco.....	T26	72-70-68-69 279	0.00	13,050.00	Guy Boros.....	T62	72-70-71-72 285	0.00	3,798.00
Esteban Toledo.....	T26	69-70-73-67 279	0.00	13,050.00	Jimmy Johnston.....	T68	71-70-72-73 286	0.00	3,636.00
Mark Wiebe.....	T26	70-69-69-71 279	0.00	13,050.00	J.P. Hayes.....	T68	74-68-70-74 286	0.00	3,636.00
Hal Sutton.....	T32	69-70-68-73 280	0.00	10,188.00	Clark Dennis.....	T68	71-69-75-71 286	0.00	3,636.00
Mark Carnevale.....	T32	66-71-76-67 280	0.00	10,188.00	Jerry Kelly.....	T71	71-69-75-72 287	0.00	3,564.00
Blaine McCallister.....	T32	70-71-68-71 280	0.00	10,188.00	David Gossett.....	T71	66-70-74-77 287	0.00	0.00
Russ Cochran.....	T32	65-70-75-70 280	0.00	10,188.00	Doug Martin.....	73	74-68-72-74 288	0.00	3,528.00
Bruce Fleisher.....	T32	74-66-71-69 280	0.00	10,188.00	Larry Mize.....	T74	71-71-75-72 289	0.00	3,456.00
Bob Friend.....	T37	69-70-71-71 281	0.00	7,920.00	David Toms.....	T74	72-69-76-72 289	0.00	3,456.00
Jay Delsing.....	T37	72-70-69-70 281	0.00	7,920.00	Richie Coughlan.....	T74	73-68-75-73 289	0.00	3,456.00
Ben Bates.....	T37	73-65-71-72 281	0.00	7,920.00	Mike Standly.....	77	71-71-74-77 293	0.00	3,384.00
					Michael Christie.....	78	70-69-82-76 297	0.00	3,348.00

1999 FedEx St. Jude Classic

TPC Southwind, Memphis, TN Purse: \$2,250,000

Par/Yards: 36-35-71/7,006 June 9-13, 1999

LEADERS	First Round	Second Round	Third Round
	David Frost..... 63 (-8)	David Frost..... 126 (-16)	Tim Herron..... 199 (-14)
	Tom Lehman..... 63 (-8)	Hal Sutton..... 130 (-12)	Tom Lehman..... 199 (-14)
	Hal Sutton..... 63 (-8)	P.H. Horgan III..... 131 (-11)	Hal Sutton..... 199 (-14)
	Phil Blackmar..... 63 (-8)	Jerry Kelly..... 131 (-11)	Ted Tryba..... 199 (-14)
	Jimmy Green..... 64 (-7)	Tom Lehman..... 131 (-11)	David Frost..... 200 (-13)
	Nick Price..... 64 (-7)	Emlyn Aubrey..... 132 (-10)	Kevin Sutherland..... 200 (-13)
	Clarence Rose..... 64 (-7)	Ted Tryba..... 132 (-10)	Omar Uresti..... 200 (-13)
	Ted Tryba..... 68 (-3)	Omar Uresti..... 132 (-10)	



CUT: 139

Winner: Ted Tryba 68-64-67-66 265 \$450,000.00

TED TRYBA..... 1 68-64-67-66 265 0.00 \$450,000.00	Jeff Maggert..... T36 70-64-71-70 275 0.00 \$11,520.83
Tom Lehman..... T2 63-68-68-68 267 0.00 220,000.00	P.H. Horgan III..... T36 67-64-75-69 275 0.00 11,520.84
Tim Herron..... T2 67-66-66-68 267 0.00 220,000.00	Notah Begay III..... T36 68-68-67-72 275 0.00 11,520.83
José María Olazábal..... T4 68-68-70-62 268 0.00 110,000.00	Brian Gay..... T42 66-68-73-69 276 0.00 8,043.75
Kevin Wentworth..... T4 69-69-63-67 268 0.00 110,000.00	David Sutherland..... T42 65-70-67-74 276 0.00 8,043.75
Kevin Sutherland..... T6 69-65-66-70 270 0.00 80,937.50	David Ogrin..... T42 68-69-69-70 276 0.00 8,043.75
Hal Sutton..... T6 63-67-69-71 270 0.00 80,937.50	Nick Price..... T42 64-71-70-71 276 0.00 8,043.75
Paul Azinger..... T6 66-70-69-65 270 0.00 80,937.50	Jay Haas..... T42 66-70-67-73 276 0.00 8,043.75
Rick Fehr..... T6 66-69-66-69 270 0.00 80,937.50	Brad Bryant..... T42 66-71-69-70 276 0.00 8,043.75
Davis Love III..... T10 67-68-68-68 271 0.00 57,500.00	Ben Bates..... T42 67-68-68-73 276 0.00 8,043.75
Brett Quigley..... T10 70-65-66-70 271 0.00 57,500.00	Charles Warren..... T42 70-68-68-70 276 0.00 8,043.75
Omar Uresti..... T10 65-67-68-71 271 0.00 57,500.00	Jay Don Blake..... T50 69-68-72-68 277 0.00 6,030.00
Miguel Angel Jiménez..... T10 68-67-71-65 271 0.00 57,500.00	Jay Delsing..... T50 68-70-68-71 277 0.00 6,030.00
Frank Lickliter II..... T10 65-71-66-69 271 0.00 57,500.00	Rocco Mediate..... T50 69-69-69-70 277 0.00 6,030.00
Kirk Triplett..... T15 68-67-69-68 272 0.00 42,500.00	John Huston..... T50 67-69-71-70 277 0.00 6,030.00
Sean Murphy..... T15 69-69-68-66 272 0.00 42,500.00	Frank Nobilo..... T50 69-69-70-69 277 0.00 6,030.00
David Frost..... T15 63-63-74-72 272 0.00 42,500.00	Robert Allenby..... T55 67-66-72-73 278 0.00 5,575.00
Clark Dennis..... T18 66-70-65-72 273 0.00 30,428.57	Mike Sposa..... T55 69-69-70-70 278 0.00 5,575.00
Ronnie Black..... T18 68-70-66-69 273 0.00 30,428.57	Stephen Ames..... T55 68-68-69-73 278 0.00 5,575.00
Phil Blackmar..... T18 64-70-69-70 273 0.00 30,428.57	Esteban Toledo..... T55 69-69-69-71 278 0.00 5,575.00
Tim Loutstalot..... T18 70-67-71-65 273 0.00 30,428.57	Loren Roberts..... T55 69-66-73-70 278 0.00 5,575.00
Pete Jordan..... T18 69-69-72-63 273 0.00 30,428.58	David Toms..... T55 72-65-72-69 278 0.00 5,575.00
Scott Verplank..... T18 70-67-70-66 273 0.00 30,428.57	Emlyn Aubrey..... T55 68-64-74-72 278 0.00 5,575.00
Jonathan Kaye..... T18 71-65-67-70 273 0.00 30,428.57	Fulton Allem..... T55 65-72-69-72 278 0.00 5,575.00
Tom Scherrer..... T25 66-67-74-67 274 0.00 17,147.73	Stuart Appleby..... T63 69-69-72-69 279 0.00 5,325.00
Bradley Hughes..... T25 70-65-67-72 274 0.00 17,147.72	Franklin Langham..... T63 71-67-73-68 279 0.00 5,325.00
Glen Day..... T25 67-68-68-71 274 0.00 17,147.72	Mike Brisky..... T65 69-68-70-73 280 0.00 5,150.00
Grant Waite..... T25 67-68-71-68 274 0.00 17,147.73	Tom Byrum..... T65 69-67-74-70 280 0.00 5,150.00
Perry Moss..... T25 69-68-70-67 274 0.00 17,147.73	Doug Tewell..... T65 69-69-74-68 280 0.00 5,150.00
Jerry Kelly..... T25 65-66-71-72 274 0.00 17,147.72	Lee Rinker..... T65 68-68-72-72 280 0.00 5,150.00
Paul Goydos..... T25 69-68-73-64 274 0.00 17,147.73	Doug Martin..... T65 69-69-72-70 280 0.00 5,150.00
Curtis Strange..... T25 65-71-70-68 274 0.00 17,147.73	Bob Burns..... 70 69-66-68-78 281 0.00 5,000.00
Billy Mayfair..... T25 68-70-67-69 274 0.00 17,147.73	Paul Stankowski..... 71 70-68-69-75 282 0.00 4,950.00
Danny Briggs..... T25 69-64-74-67 274 0.00 17,147.73	Scott McCarron..... T72 70-67-76-70 283 0.00 4,875.00
Rich Beem..... T25 68-69-69-68 274 0.00 17,147.73	Brad Fabel..... T72 69-67-76-71 283 0.00 4,875.00
Jim Carter..... T36 67-67-71-70 275 0.00 11,520.83	Scott Simpson..... T74 68-70-71-76 285 0.00 4,750.00
Trevor Dodds..... T36 65-72-70-68 275 0.00 11,520.84	Mike Springer..... T74 67-70-75-73 285 0.00 4,750.00
Fred Funk..... T36 70-65-69-71 275 0.00 11,520.83	Woody Austin..... T74 72-66-73-74 285 0.00 4,750.00

2000 FedEx St. Jude Classic

TPC Southwind, Memphis, TN Purse: \$3,000,000

Par/Yards: 36-35-71/7,006 June 21-25, 2000

LEADERS		First Round	Second Round	Third Round
	Joe Ogilvie	65 (-6)	Bob May	132 (-10)
	David Peoples	65 (-6)	Steve Pate	132 (-10)
	David Toms	65 (-6)	Russ Cochran	133 (-9)
	Notah Begay III	66 (-5)	Joe Ogilvie	133 (-9)
	Chris DiMarco	66 (-5)	Chris DiMarco	133 (-9)
	Scott Hoch	66 (-5)	David Toms	133 (-9)
	Bob May	66 (-5)	Notah Begay III	135 (-7)
				Bob May
				Steve Pate
				Notah Begay III
				Steve Pate
				Chris DiMarco
				Joe Ogilvie
				Russ Cochran
				Craig Parry



CUT: 143

Winner: Notah Begay III 66-69-67-69 271

\$540,000.00

NOTAH BEGAY III	1	66-69-67-69	271	0.00	\$540,000.00
Bob May	T2	66-66-69-71	272	0.00	264,000.00
Chris DiMarco	T2	66-68-69-69	272	0.00	264,000.00
Pete Jordan	T4	71-67-69-66	273	0.00	124,000.00
Joe Ogilvie	T4	65-68-70-70	273	0.00	124,000.00
Russ Cochran	T4	67-66-71-69	273	0.00	124,000.00
Craig Parry	T7	70-65-69-70	274	0.00	90,375.00
Loren Roberts	T7	67-70-69-68	274	0.00	90,375.00
Robert Damron	T7	71-64-71-68	274	0.00	90,375.00
Tom Scherrer	T7	69-71-68-66	274	0.00	90,375.00
Glen Hnatiuk	T11	68-72-65-70	275	0.00	66,000.00
Joe Durant	T11	67-73-68-67	275	0.00	66,000.00
Steve Pate	T11	67-65-70-73	275	0.00	66,000.00
David Peoples	T11	65-70-75-65	275	0.00	66,000.00
David Toms	T15	65-69-75-67	276	0.00	48,000.00
Kirk Triplett	T15	72-70-67-67	276	0.00	48,000.00
Joel Edwards	T15	70-69-67-70	276	0.00	48,000.00
Bill Glasson	T15	69-71-65-71	276	0.00	48,000.00
Jay Haas	T15	70-69-67-70	276	0.00	48,000.00
Paul Azinger	T20	71-71-65-70	277	0.00	33,720.00
Scott Hoch	T20	66-71-69-71	277	0.00	33,720.00
Steve Flesch	T20	73-67-68-69	277	0.00	33,720.00
Doug Dunakey	T20	70-65-75-67	277	0.00	33,720.00
Brian Gay	T20	72-68-68-69	277	0.00	33,720.00
Doug Barron	T25	70-68-72-68	278	0.00	21,937.50
Glen Day	T25	71-70-66-71	278	0.00	21,937.50
Donnie Hammond	T25	71-68-70-69	278	0.00	21,937.50
Nick Price	T25	71-66-74-67	278	0.00	21,937.50
Len Mattiace	T25	68-72-67-71	278	0.00	21,937.50
D.A. Weibring	T25	70-69-72-67	278	0.00	21,937.50
Barry Cheesman	T25	69-73-69-67	278	0.00	21,937.50
Rick Fehr	T25	71-69-68-70	278	0.00	21,937.50
Tom Byrum	T33	68-69-70-72	279	0.00	16,200.00
John Cook	T33	72-70-67-67	279	0.00	16,200.00
Perry Moss	T33	73-69-70-67	279	0.00	16,200.00
Stewart Cink	T33	71-67-71-70	279	0.00	16,200.00
Rory Sabbatini	T33	72-69-67-71	279	0.00	16,200.00
Casey Martin	T38	69-71-72-68	280	0.00	12,300.00
Mike Sposa	T38	73-68-70-69	280	0.00	12,300.00
Jean Van de Velde	T38	71-70-70-69	280	0.00	12,300.00
Jay Delsing	T38	74-67-68-71	280	0.00	12,300.00
Ben Bates	T38	71-66-70-73	280	0.00	12,300.00
Bart Bryant	T38	71-66-72-71	280	0.00	12,300.00
Jason Buha	T38	69-73-70-68	280	0.00	\$12,300.00
Bob Estes	T45	72-69-68-72	281	0.00	8,126.66
Robin Freeman	T45	69-66-72-74	281	0.00	8,126.66
Billy Mayfair	T45	69-73-70-69	281	0.00	8,126.67
Ted Tryba	T45	70-71-70-70	281	0.00	8,126.67
Dave Stockton, Jr.	T45	70-72-73-66	281	0.00	8,126.67
Paul Stankowski	T45	72-70-74-65	281	0.00	8,126.67
Frank Nobilo	T45	68-70-72-71	281	0.00	8,126.67
David Howser	T45	72-70-66-73	281	0.00	8,126.66
Gabriel Hjertstedt	T45	71-69-71-70	281	0.00	8,126.67
Rich Beem	T54	68-69-71-74	282	0.00	6,870.00
Bob Friend	T54	70-67-70-75	282	0.00	6,870.00
Michael Bradley	T54	71-70-68-73	282	0.00	6,870.00
Andy Bean	T54	70-69-72-71	282	0.00	6,870.00
Steve Elkington	T58	72-70-67-74	283	0.00	6,600.00
Bob Gilder	T58	71-67-74-71	283	0.00	6,600.00
Jason Caron	T58	69-73-69-72	283	0.00	6,600.00
Craig Barlow	T58	74-68-70-71	283	0.00	6,600.00
Bobby Cochran	T58	68-72-71-72	283	0.00	6,600.00
Shaun Micheel	T63	72-69-72-71	284	0.00	6,390.00
P.H. Horgan III	T63	68-70-78-68	284	0.00	6,390.00
John Huston	T65	71-70-68-76	285	0.00	6,090.00
Mike Standly	T65	69-70-73-73	285	0.00	6,090.00
Paul Goydos	T65	71-71-71-72	285	0.00	6,090.00
Jay Williamson	T65	74-68-71-72	285	0.00	6,090.00
Jonathan Kaye	T65	73-68-69-75	285	0.00	6,090.00
Michael Clark II	T65	69-68-72-76	285	0.00	6,090.00
Pat Nanney, Jr.	T65	74-67-73-71	285	0.00	6,090.00
Chris Riley	T65	70-69-72-74	285	0.00	6,090.00
David Morland IV	T73	69-68-77-72	286	0.00	5,790.00
Larry Rinker	T73	72-69-71-74	286	0.00	5,790.00
Steve Hart	T75	71-71-73-72	287	0.00	5,580.00
Charles Raulerson	T75	71-68-72-76	287	0.00	5,580.00
Tim Herron	T75	70-71-75-71	287	0.00	5,580.00
Carl Paulson	T75	67-71-74-75	287	0.00	5,580.00
Brent Winston	T75	72-70-73-72	287	0.00	5,580.00
Jerry Kelly	80	71-68-75-74	288	0.00	5,400.00
Kevin Sutherland	81	71-70-72-78	291	0.00	5,340.00
Craig Perks	T82	71-69-75-77	292	0.00	5,250.00
Curtis Strange	T82	71-71-79-71	292	0.00	5,250.00
Cameron Beckman	84	70-72-76-75	293	0.00	5,160.00
Mark Wiebe	85	73-68-75-78	294	0.00	5,100.00

2001 FedEx St. Jude Classic

TPC Southwind, Memphis, TN Purse: \$3,500,000

Par/Yards: 36-35-71/7,030 June 7-10, 2001

LEADERS	First Round	Second Round	Third Round
	Bob Estes.....61 (-10)	Bob Estes.....127 (-15)	Bob Estes.....196 (-17)
	Tom Byrum.....64 (-7)	Scott McCarron.....131 (-11)	John Daly.....197 (-16)
	Richie Coughlan.....64 (-7)	Jesper Parnevik.....131 (-11)	Scott McCarron.....197 (-16)
	Brent Schwarrock.....64 (-7)	Brent Schwarrock.....131 (-11)	Curtis Strange.....201 (-12)
	John Riegger.....65 (-6)	Curtis Strange.....132 (-10)	Paul Goydos.....202 (-11)
	Curtis Strange.....65 (-6)	K.J. Choi.....133 (-9)	Bernhard Langer.....202 (-11)
	Tommy Tolles.....65 (-6)	Paul Goydos.....133 (-9)	Jesper Parnevik.....202 (-11)
		Craig Parry.....133 (-9)	



CUT: 140

Winner: Bob Estes 61-66-69-71 267 \$630,000.00

BOB ESTES..... 1 61-66-69-71 267 0.00 \$630,000.00	J.L. Lewis..... T30 68-70-70-69 277 0.00 \$20,800.00
Bernhard Langer..... 2 69-65-68-66 268 0.00 378,000.00	John Riegger..... T37 65-70-73-70 278 0.00 15,750.00
Tom Lehman..... T3 69-68-66-66 269 0.00 203,000.00	Shaun Micheel..... T37 68-66-72-72 278 0.00 15,750.00
Scott McCarron..... T3 66-65-66-72 269 0.00 203,000.00	Jimmy Green..... T37 71-66-71-70 278 0.00 15,750.00
Paul Goydos..... T5 66-67-69-68 270 0.00 127,750.00	Chris Tidland..... T37 71-68-68-71 278 0.00 15,750.00
John Daly..... T5 69-65-63-73 270 0.00 127,750.00	Stewart Cink..... T37 70-69-71-68 278 0.00 15,750.00
Curtis Strange..... T5 65-67-69-69 270 0.00 127,750.00	Robert Damron..... T42 68-67-73-71 279 0.00 11,570.00
Nick Price..... T8 68-67-69-67 271 0.00 105,000.00	Cliff Kresge..... T42 66-72-73-68 279 0.00 11,570.00
Jesper Parnevik..... T8 67-64-71-69 271 0.00 105,000.00	Richie Coughlan..... T42 64-72-71-72 279 0.00 11,570.00
Scott Hoch..... T10 68-68-67-69 272 0.00 91,000.00	Frank Nobilo..... T42 70-67-69-73 279 0.00 11,570.00
Nick Faldo..... T10 66-70-67-69 272 0.00 91,000.00	Kelly Grunewald..... T42 67-69-77-66 279 0.00 11,570.00
Ben Bates..... T12 70-69-70-64 273 0.00 64,500.00	Jeff Sluman..... T42 68-69-69-73 279 0.00 11,570.00
Jay Haas..... T12 69-68-70-66 273 0.00 64,500.00	Brandel Chamblee..... T42 68-70-74-67 279 0.00 11,570.00
Len Mattiace..... T12 69-69-67-68 273 0.00 64,500.00	Tom Byrum..... T49 64-70-72-74 280 0.00 8,732.50
Billy Mayfair..... T12 69-67-68-69 273 0.00 64,500.00	J.P. Hayes..... T49 66-70-71-73 280 0.00 8,732.50
Craig Parry..... T12 67-66-72-68 273 0.00 64,500.00	Ángel Cabrera..... T49 71-67-73-69 280 0.00 8,732.50
Chris DiMarco..... T12 66-69-69-69 273 0.00 64,500.00	Notah Begay III..... T49 68-70-71-71 280 0.00 8,732.50
Bob Burns..... T12 71-67-67-68 273 0.00 64,500.00	Andrew McLardy..... T53 68-71-74-68 281 0.00 8,064.00
José Coceres..... T19 68-69-67-70 274 0.00 45,500.00	Barry Cheesman..... T53 67-70-72-72 281 0.00 8,064.00
Mathew Goggin..... T19 69-69-65-71 274 0.00 45,500.00	Jerry Smith..... T53 69-69-72-71 281 0.00 8,064.00
K.J. Choi..... T19 67-66-72-69 274 0.00 45,500.00	David Toms..... T53 70-68-73-70 281 0.00 8,064.00
Brent Schwarrock..... T22 64-67-75-69 275 0.00 32,491.67	Jean Van de Velde..... T53 69-70-69-73 281 0.00 8,064.00
Glen Hnatiuk..... T22 69-70-64-72 275 0.00 32,491.66	Tommy Tolles..... T58 65-74-68-75 282 0.00 7,700.00
Pete Jordan..... T22 71-66-70-68 275 0.00 32,491.67	Sean Murphy..... T58 66-69-74-73 282 0.00 7,700.00
Ted Tryba..... T22 67-69-69-70 275 0.00 32,491.67	Brad Elder..... T58 66-69-75-72 282 0.00 7,700.00
Brandt Jobe..... T22 68-68-72-67 275 0.00 32,491.67	Hunter Haas..... T58 68-71-68-75 282 0.00 7,700.00
Joel Edwards..... T22 67-67-71-70 275 0.00 32,491.66	Kent Jones..... T58 71-66-75-70 282 0.00 7,700.00
Bob May..... T28 69-68-69-70 276 0.00 25,375.00	Bobby Cochran..... T63 67-69-74-73 283 0.00 7,455.00
David Gossett..... T28 67-70-70-69 276 0.00 25,375.00	Jason Gore..... T63 69-69-76-69 283 0.00 7,455.00
Mike Sposa..... T30 70-68-70-69 277 0.00 20,800.00	David Morland IV..... T65 71-66-74-73 284 0.00 7,315.00
Per-Ulrik Johansson..... T30 70-65-73-69 277 0.00 20,800.00	Bart Bryant..... T65 70-68-68-78 284 0.00 7,315.00
Bill Glasson..... T30 68-71-68-70 277 0.00 20,800.00	Joe Ogilvie..... 67 69-70-71-75 285 0.00 7,210.00
Scott Simpson..... T30 71-66-72-68 277 0.00 20,800.00	Spike McRoy..... T68 71-66-73-76 286 0.00 7,105.00
Russ Cochran..... T30 69-66-71-71 277 0.00 20,800.00	Jeff Hart..... T68 70-68-75-73 286 0.00 7,105.00
Steve Jones..... T30 71-67-72-67 277 0.00 20,800.00	Rob Bradley..... 70 70-69-73-75 287 0.00 7,000.00

2002 FedEx St. Jude Classic

TPC Southwind, Memphis, TN Purse: \$3,800,000

Par/Yards: 36-35-71/7,030 June 27-30, 2002

LEADERS	First Round	Second Round	Third Round
	Glen Hnatiuk 65 (-6)	Glen Hnatiuk 130 (-12)	Glen Hnatiuk 195 (-18)
	Tim Petrovic 65 (-6)	Pat Bates 131 (-11)	Notah Begay III 199 (-14)
	Notah Begay III 66 (-5)	Notah Begay III 131 (-11)	Matt Kuchar 199 (-14)
	John Daly 66 (-5)	Jay Haas 131 (-11)	Tim Petrovic 199 (-14)
	David Howser 66 (-5)	Matt Kuchar 132 (-10)	Pat Bates 200 (-13)
	Matt Kuchar 66 (-5)	Justin Leonard 132 (-10)	Tripp Isenhour 201 (-12)
	Justin Leonard 66 (-5)	Tim Petrovic 133 (-9)	Neal Lancaster 201 (-12)
	John Riegger 66 (-5)	Len Mattiace 137 (-5)	David Toms 201 (-12)
	Garrett Willis 66 (-5)		Len Mattiace 202 (-11)
	Len Mattiace 69 (-2)		



CUT: 141

Winner: Len Mattiace

69-68-65-64 266

\$684,000.00

LEN MATTIACE	1	69-68-65-64 266	0.00	\$684,000.00					
Tim Petrovic	2	65-68-66-68 267	0.00	410,400.00	Bob May	T38	68-69-72-67 276	0.00	\$16,340.00
Notah Begay III	3	66-65-68-69 268	0.00	258,400.00	Kirk Triplett	T38	69-67-69-71 276	0.00	16,340.00
David Toms	4	68-68-65-68 269	0.00	182,400.00	David Gossett	T38	71-65-68-72 276	0.00	16,340.00
Jim Carter	T5	68-67-67-68 270	0.00	133,475.00	Steve Flesch	T38	69-67-68-72 276	0.00	16,340.00
Matt Kuchar	T5	66-66-67-71 270	0.00	133,475.00	Cameron Beckman	T43	69-67-70-71 277	0.00	11,856.00
Tripp Isenhour	T5	72-65-64-69 270	0.00	133,475.00	Edward Fryatt	T43	67-69-69-72 277	0.00	11,856.00
David Howser	T5	66-70-70-64 270	0.00	133,475.00	Briny Baird	T43	70-70-68-69 277	0.00	11,856.00
Justin Leonard	T9	66-66-71-68 271	0.00	95,000.00	Ted Tryba	T43	68-68-73-68 277	0.00	11,856.00
Robert Allenby	T9	72-67-66-66 271	0.00	95,000.00	Jim McGovern	T43	73-66-68-70 277	0.00	11,856.00
Robert Gamez	T9	70-64-69-68 271	0.00	95,000.00	Joel Edwards	T43	73-63-71-70 277	0.00	11,856.00
Neal Lancaster	T9	70-67-64-70 271	0.00	95,000.00	Jess Daley	T43	68-70-69-70 277	0.00	11,856.00
Pat Bates	T9	68-63-69-71 271	0.00	95,000.00	Greg Kraft	T50	68-70-68-72 278	0.00	9,253.00
Loren Roberts	T14	69-68-66-69 272	0.00	64,600.00	Brian Henninger	T50	74-65-71-68 278	0.00	9,253.00
Steve Pate	T14	67-68-69-68 272	0.00	64,600.00	Kenneth Staton	T50	71-66-71-70 278	0.00	9,253.00
Tom Byrum	T14	73-63-69-67 272	0.00	64,600.00	Spike McRoy	T50	68-71-67-72 278	0.00	9,253.00
Glen Hnatiuk	T14	65-65-65-77 272	0.00	64,600.00	Frank Nobilo	T54	72-64-73-70 279	0.00	8,626.00
Jason Hill	T14	68-66-70-68 272	0.00	64,600.00	John Senden	T54	68-70-67-74 279	0.00	8,626.00
Garrett Willis	T19	66-72-68-67 273	0.00	37,723.64	Rich Beem	T54	67-68-67-77 279	0.00	8,626.00
Robert Damron	T19	68-68-72-65 273	0.00	37,723.64	Grant Waite	T54	70-68-69-72 279	0.00	8,626.00
Stephen Gangluff	T19	69-69-69-66 273	0.00	37,723.64	Paul Azinger	T54	73-66-68-72 279	0.00	8,626.00
Boo Weekley	T19	67-68-75-63 273	0.00	37,723.64	John Riegger	T54	66-68-74-71 279	0.00	8,626.00
Mike Heinen	T19	70-67-65-71 273	0.00	37,723.63	Sean Murphy	T60	68-70-65-77 280	0.00	8,284.00
Glen Day	T19	70-68-68-67 273	0.00	37,723.64	J.J. Henry	T60	71-69-71-69 280	0.00	8,284.00
Tim Herron	T19	72-65-68-68 273	0.00	37,723.64	Doug Barron	T60	67-67-70-76 280	0.00	8,284.00
Jay Haas	T19	67-64-73-69 273	0.00	37,723.63	Dicky Pride	T63	70-70-72-69 281	0.00	7,942.00
David Edwards	T19	70-69-64-70 273	0.00	37,723.63	Matt Peterson	T63	72-67-70-72 281	0.00	7,942.00
Shaun Micheel	T19	72-68-66-67 273	0.00	37,723.64	David Peoples	T63	71-67-73-70 281	0.00	7,942.00
Kevin Sutherland	T19	70-68-66-69 273	0.00	37,723.63	J.L. Lewis	T63	68-71-68-74 281	0.00	7,942.00
Brian Bateman	T30	68-68-68-70 274	0.00	24,130.00	Robin Freeman	T63	70-67-68-76 281	0.00	7,942.00
Bob Estes	T30	69-69-66-70 274	0.00	24,130.00	Jim Gallagher, Jr.	T63	69-70-74-68 281	0.00	7,942.00
Donnie Hammond	T30	70-66-67-71 274	0.00	24,130.00	Jerry Pate	69	69-70-73-71 283	0.00	7,676.00
Ian Leggatt	T30	71-67-64-72 274	0.00	24,130.00	David Morland IV	T70	69-68-70-77 284	0.00	7,562.00
Paul Claxton	T34	73-67-63-72 275	0.00	20,045.00	Mike Sposa	T70	72-68-72-72 284	0.00	7,562.00
Brian Gay	T34	69-70-68-68 275	0.00	20,045.00	Carl Paulson	T72	69-69-72-77 287	0.00	7,410.00
Chris Riley	T34	72-67-67-69 275	0.00	20,045.00	Brenden Pappas	T72	71-68-71-77 287	0.00	7,410.00
Nick Price	T34	68-71-70-66 275	0.00	20,045.00	Paul Goydos	74	72-68-71-77 288	0.00	7,296.00
Tommy Tolles	T38	71-68-69-68 276	0.00	16,340.00	John Daly	75	66-70-79-74 289	0.00	7,220.00

2003 FedEx St. Jude Classic

TPC Southwind, Memphis, TN Purse: \$4,500,000

Par/Yards: 36-35-71/7,069 June 26-29, 2003

LEADERS		First Round	Second Round	Third Round
	Jay Haas	64 (-7)	John Huston	130 (-12)
	Richard S. Johnson	64 (-7)	Richard S. Johnson	130 (-12)
	Darron Stiles	64 (-7)	David Peoples	131 (-11)
	Robert Damron	65 (-6)	David Gossett	133 (-9)
	David Peoples	65 (-6)	Freddie Jacobson	133 (-9)
	David Gossett	66 (-5)	Jay Haas	134 (-8)
	Freddie Jacobson	66 (-5)	Lee Janzen	134 (-8)
	Dennis Paulson	66 (-5)	Kirk Triplett	134 (-8)
	Stan Utley	66 (-5)	David Toms	135 (-7)
	David Toms	68 (-3)		
				Richard S. Johnson
				199 (-14)
				David Toms
				200 (-13)
				Tim Herron
				201 (-12)
				Freddie Jacobson
				201 (-12)
				Lee Janzen
				201 (-12)
				David Peoples
				201 (-12)
				Ben Crane
				202 (-11)



CUT: 142

Winner: David Toms 68-67-65-64 264

\$810,000.00


DAVID TOMS	1	68-67-65-64 264	0.00	\$810,000.00	Tim Petrovic	T40	70-68-73-67 278	0.00	\$17,100.00
Nick Price	2	73-67-65-62 267	0.00	486,000.00	Loren Roberts	T40	72-69-66-71 278	0.00	17,100.00
Bob Estes	T3	67-70-66-65 268	0.00	234,000.00	Mike Heinen	T40	70-71-67-70 278	0.00	17,100.00
Freddie Jacobson	T3	66-67-68-67 268	0.00	234,000.00	Jim Carter	T40	69-68-70-71 278	0.00	17,100.00
Richard Johnson	T3	64-66-69-69 268	0.00	234,000.00	Tommy Armour III	T40	69-68-72-69 278	0.00	17,100.00
Ben Crane	T6	70-68-64-67 269	0.00	156,375.00	Joel Edwards	T40	69-69-65-75 278	0.00	17,100.00
Lee Janzen	T6	68-66-67-68 269	0.00	156,375.00	Anthony Painter	T46	69-72-68-70 279	0.00	12,757.50
David Peoples	8	65-66-70-69 270	0.00	139,500.00	Aaron Barber	T46	70-69-68-72 279	0.00	12,757.50
Jay Haas	T9	64-70-69-68 271	0.00	112,500.00	Brad Elder	T46	68-71-68-72 279	0.00	12,757.50
Fred Funk	T9	71-69-65-66 271	0.00	112,500.00	Kenneth Staton	T46	69-71-70-69 279	0.00	12,757.50
Kirk Triplett	T9	67-67-69-68 271	0.00	112,500.00	Darron Stiles	T50	64-74-68-74 280	0.00	11,070.00
Chris DiMarco	T9	68-70-65-68 271	0.00	112,500.00	Cameron Beckman	T50	68-71-70-71 280	0.00	11,070.00
Hank Kuehne	T9	68-68-69-66 271	0.00	112,500.00	Andrew Magee	T50	68-71-67-74 280	0.00	11,070.00
John Senden	T14	71-68-66-67 272	0.00	81,000.00	Dennis Paulson	T53	66-70-73-72 281	0.00	10,368.00
Tim Herron	T14	68-68-65-71 272	0.00	81,000.00	Thomas Levett	T53	73-67-67-74 281	0.00	10,368.00
Stephen Ames	T14	68-71-68-65 272	0.00	81,000.00	Dean Wilson	T53	68-73-71-69 281	0.00	10,368.00
John Huston	T17	67-63-73-70 273	0.00	67,500.00	Danny Ellis	T53	70-68-74-69 281	0.00	10,368.00
Robert Damron	T17	65-73-70-65 273	0.00	67,500.00	Aaron Baddeley	T53	67-74-74-66 281	0.00	10,368.00
Robert Allenby	T17	70-70-67-66 273	0.00	67,500.00	Kent Jones	T58	67-69-75-71 282	0.00	9,945.00
Dicky Pride	T20	69-67-67-71 274	0.00	46,928.57	Len Mattiace	T58	67-71-72-72 282	0.00	9,945.00
Scott McCarron	T20	69-70-67-68 274	0.00	46,928.57	Scott Simpson	T58	69-67-73-73 282	0.00	9,945.00
Notah Begay III	T20	68-71-64-71 274	0.00	46,928.57	Heath Slocum	T58	69-70-72-71 282	0.00	9,945.00
Chris Riley	T20	69-66-68-71 274	0.00	46,928.57	Jay Williamson	T62	69-71-70-73 283	0.00	9,630.00
Vance Veazey	T20	69-67-70-68 274	0.00	46,928.57	Jason Gore	T62	71-70-73-69 283	0.00	9,630.00
Matt Kuchar	T20	72-68-67-67 274	0.00	46,928.58	Brent Schwarzrock	T62	69-72-71-71 283	0.00	9,630.00
David Gossett	T20	66-67-71-70 274	0.00	46,928.57	Kelly Gibson	T65	70-69-73-72 284	0.00	9,405.00
Ben Curtis	T27	72-67-71-65 275	0.00	33,300.00	Keith Fergus	T65	69-72-74-69 284	0.00	9,405.00
Craig Barlow	T27	70-68-67-70 275	0.00	33,300.00	Neal Lancaster	T67	73-67-72-73 285	0.00	9,180.00
Pat Bates	T27	68-67-70-70 275	0.00	33,300.00	Chris Anderson	T67	68-71-75-71 285	0.00	9,180.00
Mike Grob	T30	68-70-69-69 276	0.00	27,945.00	Doug Barron	T67	73-68-72-72 285	0.00	9,180.00
Glen Day	T30	71-69-65-71 276	0.00	27,945.00	Steven Alker	T70	69-72-70-75 286	0.00	8,955.00
Brandel Chamblee	T30	72-65-68-71 276	0.00	27,945.00	Robert Gamez	T70	73-68-75-70 286	0.00	8,955.00
Willie Wood	T30	71-69-68-68 276	0.00	27,945.00	David Edwards	72	68-71-70-78 287	0.00	8,820.00
J.J. Henry	T30	70-70-69-67 276	0.00	27,945.00	Paul Azinger	T73	67-72-70-79 288	0.00	8,685.00
Greg Chalmers	T35	68-71-69-69 277	0.00	22,185.00	John Morgan	T73	69-71-79-69 288	0.00	8,685.00
Garrett Willis	T35	68-70-71-68 277	0.00	22,185.00	Andy Bean	75	69-69-71-80 289	0.00	8,550.00
José Coceres	T35	69-69-68-71 277	0.00	22,185.00	Troy Matteson	76	74-67-75-74 290	0.00	8,460.00
Kevin Sutherland	T35	71-68-67-71 277	0.00	22,185.00	Frank Lickliter II	77	71-70-76-75 292	0.00	8,370.00
Esteban Toledo	T35	71-70-65-71 277	0.00	22,185.00	Duffy Waldorf	78	68-71-80-75 294	0.00	8,280.00

2004 FedEx St. Jude Classic

TPC Southwind, Memphis, TN Purse: \$4,700,000

Par/Yards: 36-35-71/7,103 May 27-30, 2004

LEADERS		First Round	Second Round	Third Round
	Vaughn Taylor.....	66 (-5)	David Toms	130 (-12)
	Paul Stankowski.....	67 (-4)	Vaughn Taylor.....	131 (-11)
	David Toms	67 (-4)	Ben Crane.....	135 (-7)
	Stewart Cink.....	68 (-3)	John Daly.....	136 (-6)
	Hirofumi Miyase.....	68 (-3)	Tim Herron.....	136 (-6)
	Lian-Wei Zhang.....	68 (-3)	Ted Purdy.....	136 (-6)
			Paul Stankowski.....	136 (-6)
				David Toms
				195 (-18)
				Vaughn Taylor.....
				202 (-11)
				Brian Gay.....
				203 (-10)
				Hirofumi Miyase.....
				204 (-9)
				Rich Beem.....
				205 (-8)
				Bob Estes.....
				205 (-8)
				Tim Herron.....
				205 (-8)



CUT: 144

Winner: David Toms 67-63-65-73 268

\$846,000.00

DAVID TOMS.....	1	67-63-65-73 268	0.00	\$846,000.00					
Bob Estes.....	2	74-64-67-69 274	0.00	507,600.00	Doug Barron.....	T33	76-67-67-72 282	0.00	\$23,291.11
Steve Lowery.....	T3	74-64-70-67 275	0.00	272,600.00	Michael Clark II.....	T33	81-62-70-69 282	0.00	23,291.11
Tim Herron.....	T3	72-64-69-70 275	0.00	272,600.00	Brent Geiberger.....	T33	69-72-74-67 282	0.00	23,291.11
Brian Gay.....	T5	71-66-66-73 276	0.00	165,087.50	Ben Crane.....	T33	70-65-73-74 282	0.00	23,291.11
Stewart Cink.....	T5	68-70-69-69 276	0.00	165,087.50	Cameron Beckman.....	T42	73-68-70-72 283	0.00	16,450.00
Freddie Jacobson.....	T5	75-68-64-69 276	0.00	165,087.50	Matt Gogel.....	T42	72-69-69-73 283	0.00	16,450.00
Vaughn Taylor.....	T5	66-65-71-74 276	0.00	165,087.50	Robert Damron.....	T42	71-69-69-74 283	0.00	16,450.00
Charles Howell III.....	T9	70-70-68-69 277	0.00	122,200.00	John Daly.....	T42	71-65-72-75 283	0.00	16,450.00
Hirofumi Miyase.....	T9	68-69-67-73 277	0.00	122,200.00	Robert Gamez.....	T42	72-71-68-72 283	0.00	16,450.00
Craig Bowden.....	T9	72-68-66-71 277	0.00	122,200.00	Bart Bryant.....	T47	72-68-69-75 284	0.00	12,072.29
Paul Stankowski.....	T9	67-69-71-70 277	0.00	122,200.00	Brett Quigley.....	T47	75-68-68-73 284	0.00	12,072.28
Michael Allen.....	T13	71-68-70-69 278	0.00	85,540.00	Jim McGovern.....	T47	75-66-71-72 284	0.00	12,072.28
Dennis Paulson.....	T13	72-68-67-71 278	0.00	85,540.00	Gene Sauers.....	T47	74-66-69-75 284	0.00	12,072.29
Michael Bradley.....	T13	70-70-67-71 278	0.00	85,540.00	Ken Duke.....	T47	74-66-70-74 284	0.00	12,072.29
Brian Kortan.....	T13	75-67-66-70 278	0.00	85,540.00	Tjaart van der Walt.....	T47	72-69-70-73 284	0.00	12,072.28
Joel Kribel.....	T13	73-65-70-70 278	0.00	85,540.00	Lian-Wei Zhang.....	T47	68-72-70-74 284	0.00	12,072.29
Steve Allan.....	T18	70-67-69-73 279	0.00	61,288.00	Bryce Molder.....	T54	74-69-69-73 285	0.00	10,716.00
Kris Cox.....	T18	72-67-68-72 279	0.00	61,288.00	J.J. Henry.....	T54	70-70-71-74 285	0.00	10,716.00
John Senden.....	T18	74-69-65-71 279	0.00	61,288.00	Kirk Triplett.....	T54	73-69-70-73 285	0.00	10,716.00
Tom Pernice Jr.....	T18	75-68-63-73 279	0.00	61,288.00	Brian Bateman.....	T54	73-65-73-74 285	0.00	10,716.00
Loren Roberts.....	T18	71-71-67-70 279	0.00	61,288.00	Jay Delsing.....	T54	72-70-67-76 285	0.00	10,716.00
Joe Ogilvie.....	T23	74-69-66-71 280	0.00	45,120.00	Tom Lehman.....	59	70-70-71-75 286	0.00	10,434.00
Ted Purdy.....	T23	72-64-71-73 280	0.00	45,120.00	Stan Utlej.....	T60	72-70-69-76 287	0.00	10,246.00
Hank Kuehne.....	T23	73-66-70-71 280	0.00	45,120.00	David Edwards.....	T60	73-70-69-75 287	0.00	10,246.00
Matt Kuchar.....	T26	73-66-70-72 281	0.00	33,370.00	Brenden Pappas.....	T60	71-69-71-76 287	0.00	10,246.00
Patrick Sheehan.....	T26	69-70-70-72 281	0.00	33,370.00	José Coceres.....	T63	74-64-74-76 288	0.00	9,964.00
Hunter Mahan.....	T26	73-67-70-71 281	0.00	33,370.00	Tripp Isenhour.....	T63	70-67-73-78 288	0.00	9,964.00
David Peoples.....	T26	71-69-68-73 281	0.00	33,370.00	Scott Hend.....	T63	73-70-72-73 288	0.00	9,964.00
Fred Funk.....	T26	73-68-66-74 281	0.00	33,370.00	Vance Veazey.....	66	71-70-73-75 289	0.00	9,776.00
Danny Briggs.....	T26	74-68-67-72 281	0.00	33,370.00	Greg Chalmers.....	T67	70-70-72-78 290	0.00	9,635.00
Billy Andrade.....	T26	75-67-67-72 281	0.00	33,370.00	Pat Perez.....	T67	72-70-70-78 290	0.00	9,635.00
Joel Edwards.....	T33	73-68-67-74 282	0.00	23,291.11	Tom Carter.....	69	72-66-74-79 291	0.00	9,494.00
J.P. Hayes.....	T33	70-71-70-71 282	0.00	23,291.11	Chris Smith.....	T70	74-69-77-72 292	0.00	9,353.00
Mike Grob.....	T33	75-67-66-74 282	0.00	23,291.11	Rich Barcelo.....	T70	70-71-73-78 292	0.00	9,353.00
Rich Beem.....	T33	73-64-68-77 282	0.00	23,291.11	Brandt Snedeker.....	T72	74-69-76-75 294	0.00	9,165.00
Notah Begay III.....	T33	75-65-69-73 282	0.00	23,291.12	Mike Springer.....	T72	75-67-72-80 294	0.00	9,165.00
					Deane Pappas.....	74	72-69-74-83 298	0.00	9,024.00

2005 FedEx St. Jude Classic

TPC Southwind, Memphis, TN Purse: \$4,900,000

Par/Yards: 35-35-70/7,244 May 26-29, 2005

LEADERS	First Round	Second Round	Third Round
	Justin Leonard..... 62 (-8)	Justin Leonard..... 127 (-13)	Justin Leonard..... 193 (-17)
	Kirk Triplett..... 64 (-6)	Freddie Jacobson..... 132 (-8)	Heath Slocum..... 201 (-9)
	Jason Bohn..... 65 (-5)	Paul Goydos..... 133 (-7)	Tom Pernice, Jr. 202 (-8)
	Davis Love III..... 65 (-5)	Matt Gogel..... 134 (-6)	Fred Funk..... 203 (-7)
	Matt Gogel..... 66 (-4)	Tom Pernice, Jr. 134 (-6)	Paul Goydos..... 203 (-7)
	Tom Pernice, Jr. 66 (-4)	Heath Slocum..... 134 (-6)	Davis Love III..... 203 (-7)
		Roland Thatcher..... 134 (-6)	



CUT: 143

Winner: Justin Leonard

62-65-66-73 266

\$882,000.00

JUSTIN LEONARD	1	62-65-66-73 266	0.00	\$882,000.00					
David Toms.....	2	68-71-65-63 267	0.00	529,200.00	Blaine McCallister	T33	70-71-69-70 280	0.00	\$25,888.33
Fred Funk.....	3	69-68-66-68 271	0.00	333,200.00	Shaun Micheel.....	T39	69-69-71-72 281	0.00	20,090.00
Davis Love III	T4	65-70-68-69 272	0.00	215,600.00	Per-Ulrik Johansson	T39	69-71-71-70 281	0.00	20,090.00
Heath Slocum.....	T4	68-66-67-71 272	0.00	215,600.00	Rob Rashell	T39	73-68-69-71 281	0.00	20,090.00
Freddie Jacobson.....	T6	68-64-72-69 273	0.00	170,275.00	Ben Crane.....	T39	69-70-69-73 281	0.00	20,090.00
Richard Johnson.....	T6	69-66-69-69 273	0.00	170,275.00	Stephen Ames.....	T39	68-72-73-68 281	0.00	20,090.00
Bob Estes.....	T8	67-70-67-70 274	0.00	142,100.00	Stephen Gangluff.....	T44	69-71-71-71 282	0.00	14,161.00
Neal Lancaster.....	T8	71-68-68-67 274	0.00	142,100.00	Lucas Glover.....	T44	67-72-72-71 282	0.00	14,161.00
Roland Thatcher.....	T8	67-67-71-69 274	0.00	142,100.00	Woody Austin.....	T44	69-70-70-73 282	0.00	14,161.00
Phillip Price.....	T11	67-69-68-71 275	0.00	122,500.00	Steve Stricker.....	T44	71-70-70-71 282	0.00	14,161.00
Brenden Pappas.....	T12	69-68-72-67 276	0.00	96,040.00	Dudley Hart.....	T44	69-69-72-72 282	0.00	14,161.00
D.J. Brigman.....	T12	68-68-72-68 276	0.00	96,040.00	Jaxon Brigman.....	T44	70-70-73-69 282	0.00	14,161.00
Paul Goydos.....	T12	67-66-70-73 276	0.00	96,040.00	Grant Waite.....	T44	72-66-70-74 282	0.00	14,161.00
Tom Pernice Jr.....	T12	66-68-68-74 276	0.00	96,040.00	Larry Miize.....	T44	71-71-69-71 282	0.00	14,161.00
Billy Andrade.....	T12	70-70-65-71 276	0.00	96,040.00	Brad Faxon.....	T52	69-70-73-71 283	0.00	11,257.75
Olin Browne.....	T17	67-70-72-68 277	0.00	64,120.00	Robin Freeman.....	T52	68-72-71-72 283	0.00	11,257.75
Steve Lowery.....	T17	72-70-68-67 277	0.00	64,120.00	Tom Byrum.....	T52	71-67-71-74 283	0.00	11,257.75
Jeff Brehaut.....	T17	68-71-70-68 277	0.00	64,120.00	Jay Delsing.....	T52	71-69-72-71 283	0.00	11,257.75
Spike McRoy.....	T17	70-70-69-68 277	0.00	64,120.00	Scott Simpson.....	T52	70-71-70-72 283	0.00	11,257.75
J.J. Henry.....	T17	73-66-70-68 277	0.00	64,120.00	Casey Wittenberg.....	T52	72-70-68-73 283	0.00	11,257.75
José Coceres.....	T17	70-68-69-70 277	0.00	64,120.00	Arjun Atwal.....	T52	71-66-70-76 283	0.00	11,257.75
Carl Paulson.....	T17	68-70-68-71 277	0.00	64,120.00	Robert Damron.....	T52	73-68-70-72 283	0.00	11,257.75
Tim Herron.....	T24	71-67-69-71 278	0.00	40,670.00	Kent Jones.....	T60	72-67-68-77 284	0.00	10,731.00
Matt Gogel.....	T24	66-68-73-71 278	0.00	40,670.00	Sean O'Hair.....	T60	72-66-74-72 284	0.00	10,731.00
Tag Ridings.....	T24	70-68-71-69 278	0.00	40,670.00	John Rollins.....	T62	72-70-71-72 285	0.00	10,437.00
Carl Pettersson.....	T24	67-70-73-68 278	0.00	40,670.00	Bradley Hughes.....	T62	69-72-70-74 285	0.00	10,437.00
Kirk Triplett.....	T24	64-71-72-71 278	0.00	40,670.00	Ted Tryba.....	T62	71-71-72-71 285	0.00	10,437.00
Michael Allen.....	T29	70-69-73-67 279	0.00	32,585.00	John Elliott.....	T62	71-69-71-74 285	0.00	10,437.00
John Cook.....	T29	72-69-72-66 279	0.00	32,585.00	Nick Price.....	T66	69-70-72-76 287	0.00	10,045.00
Ryuji Imada.....	T29	71-69-71-68 279	0.00	32,585.00	Hideto Tanihara.....	T66	73-69-69-76 287	0.00	10,045.00
Mathias Grönberg.....	T29	69-70-66-74 279	0.00	32,585.00	Hank Kuehne.....	T66	67-71-76-73 287	0.00	10,045.00
Todd Fischer.....	T33	69-70-70-71 280	0.00	25,888.33	Will MacKenzie.....	T66	67-74-73-73 287	0.00	10,045.00
Hidemichi Tanaka.....	T33	73-67-70-70 280	0.00	25,888.33	David Hearn.....	T70	75-67-75-71 288	0.00	9,751.00
Jason Bohn.....	T33	65-72-72-71 280	0.00	25,888.33	Tim Clark.....	T70	74-67-75-72 288	0.00	9,751.00
Hunter Haas.....	T33	67-69-74-70 280	0.00	25,888.34	Jonathan Byrd.....	T72	72-69-76-72 289	0.00	9,506.00
Hunter Mahan.....	T33	71-67-74-68 280	0.00	25,888.34	Scott Gutschewski.....	T72	67-71-77-74 289	0.00	9,506.00
					John Daly.....	T72	72-69-77-71 289	0.00	9,506.00

2006 FedEx St. Jude Classic

TPC Southwind, Memphis, TN Purse: \$5,200,000

Par/Yards: 35-35-70/7,244 May 25-28, 2006

LEADERS	First Round	Second Round	Third Round
	Chris Smith 64 (-6)	Darron Stiles 133 (-7)	Tim Herron 203 (-7)
	D.A. Points 66 (-4)	Tim Herron 135 (-5)	Tom Pernice, Jr. 203 (-7)
	Paul Azinger 67 (-3)	Tom Pernice, Jr. 135 (-5)	Kris Cox 204 (-6)
	Tom Pernice, Jr. 67 (-3)	Chris Smith 135 (-5)	John Cook 205 (-5)
	Mark Calcavecchia 68 (-2)	Brian Gay 136 (-4)	Jay Delsing 205 (-5)
	Fred Funk 68 (-2)	David Toms 136 (-4)	Jeff Maggert 204 (-4)
	Zach Johnson 68 (-2)	Camilo Villegas 136 (-4)	Ryan Palmer 204 (-4)
	Daisuke Maruyama 68 (-2)	Jeff Maggert 138 (-2)	
	Nick Price 68 (-2)		
	Paul Stankowski 68 (-2)		
	Steve Stricker 68 (-2)		
	Jeff Maggert 72 (+2)		



CUT: 145

Winner: Jeff Maggert

72-66-68-65 271

\$936,000.00

JEFF MAGGERT	1	72-66-68-65 271	0.00	\$936,000.00					
Tom Pernice Jr.	2	67-68-68-71 274	0.00	561,600.00	Greg Kraft	T38	75-69-72-68 284	0.00	\$20,280.00
John Cook	T3	69-69-67-71 276	0.00	301,600.00	Jim McGovern	T38	73-70-70-71 284	0.00	20,280.00
Kris Cox	T3	74-67-63-72 276	0.00	301,600.00	Michael Allen	T38	70-69-70-75 284	0.00	20,280.00
Jay Delsing	T5	70-69-66-72 277	0.00	182,650.00	Paul Stankowski	T38	68-76-69-71 284	0.00	20,280.00
Briny Baird	T5	71-68-68-70 277	0.00	182,650.00	Scott Sterling	T38	74-65-71-74 284	0.00	20,280.00
Daisuke Maruyama	T5	68-73-69-67 277	0.00	182,650.00	Ryan Hietala	T38	73-71-70-70 284	0.00	20,280.00
Zach Johnson	T5	68-71-70-68 277	0.00	182,650.00	Matt Kuchar	T38	72-68-70-74 284	0.00	20,280.00
John Senden	9	73-65-70-70 278	0.00	150,800.00	D.A. Points	T38	66-77-73-68 284	0.00	20,280.00
Tjaart van der Walt	T10	73-70-67-69 279	0.00	115,266.67	Robert Overton	T38	73-68-72-71 284	0.00	20,280.00
Brent Geiberger	T10	69-73-70-67 279	0.00	115,266.67	Jeff Barrigus	T47	69-68-76-72 285	0.00	13,988.00
Ryan Palmer	T10	69-68-69-73 279	0.00	115,266.66	Shigeki Maruyama	T47	70-72-75-68 285	0.00	13,988.00
David Toms	T10	69-67-72-71 279	0.00	115,266.66	David Peoples	T47	73-68-70-74 285	0.00	13,988.00
Dudley Hart	T10	74-67-70-68 279	0.00	115,266.67	Chris Smith	T47	64-71-75-75 285	0.00	13,988.00
Brett Quigley	T10	69-71-71-68 279	0.00	115,266.67	Dan Forsman	T51	69-68-72-77 286	0.00	12,168.00
Nick Price	T16	68-70-69-73 280	0.00	75,400.00	Tommy Armour III	T51	72-71-71-72 286	0.00	12,168.00
Paul Azinger	T16	67-72-72-69 280	0.00	75,400.00	Woody Austin	T51	69-74-70-73 286	0.00	12,168.00
Fred Funk	T16	68-75-68-69 280	0.00	75,400.00	Stephen Leaney	T51	72-68-74-72 286	0.00	12,168.00
Camilo Villegas	T16	70-66-71-73 280	0.00	75,400.00	José Coceres	T51	73-68-72-73 286	0.00	12,168.00
Tim Herron	T16	70-65-68-77 280	0.00	75,400.00	Will Moore	T51	73-71-71-71 286	0.00	12,168.00
Brian Gay	T16	69-67-72-72 280	0.00	75,400.00	Matt Hansen	T51	74-69-70-73 286	0.00	12,168.00
Ryuji Imada	T22	71-71-68-71 281	0.00	48,273.33	Patrick Sheehan	T58	72-68-75-72 287	0.00	11,596.00
Richard Johnson	T22	72-69-69-71 281	0.00	48,273.33	Mark Calcavecchia	T58	68-71-75-73 287	0.00	11,596.00
Darron Stiles	T22	69-64-77-71 281	0.00	48,273.33	Willie Wood	T60	73-71-73-72 289	0.00	11,388.00
Chris DiMarco	T22	73-70-68-70 281	0.00	48,273.34	Kirk Triplett	T60	70-72-68-79 289	0.00	11,388.00
Bob May	T22	69-71-74-67 281	0.00	48,273.34	Scott Gump	T62	71-73-71-75 290	0.00	11,128.00
Justin Leonard	T22	72-69-67-73 281	0.00	48,273.33	Mike Sposa	T62	74-68-74-74 290	0.00	11,128.00
Bob Burns	T28	72-69-70-71 282	0.00	34,580.00	Vance Veazey	T62	73-69-74-74 290	0.00	11,128.00
Steve Stricker	T28	68-72-70-72 282	0.00	34,580.00	Casey Wittenberg	T65	74-65-76-76 291	0.00	10,868.00
Bob Estes	T28	71-70-69-72 282	0.00	34,580.00	Brian Bateman	T65	70-72-73-76 291	0.00	10,868.00
Duffy Waldorf	T28	70-71-69-72 282	0.00	34,580.00	Andrew Magee	67	70-73-71-78 292	0.00	10,712.00
Gabriel Hjertstedt	T28	73-71-70-68 282	0.00	34,580.00	Henrik Bjornstad	T68	74-70-76-73 293	0.00	10,556.00
Mathias Grönberg	T28	71-72-67-72 282	0.00	34,580.00	Danny Ellis	T68	72-71-75-75 293	0.00	10,556.00
Doug Barron	T34	72-70-71-70 283	0.00	27,430.00	Mark Wilson	T70	71-72-69-82 294	0.00	10,348.00
Greg Chalmers	T34	74-70-69-70 283	0.00	27,430.00	Nicholas Thompson	T70	70-72-77-75 294	0.00	10,348.00
Steve Flesch	T34	74-69-73-67 283	0.00	27,430.00	Paul Goydos	72	71-70-75-80 296	0.00	10,192.00
Bart Bryant	T34	71-70-71-71 283	0.00	27,430.00	Frank Lickliter II	73	69-72-81-75 297	0.00	10,088.00
					Tag Ridings	74	76-68-83-72 299	0.00	9,984.00

2007 Stanford St. Jude Championship

TPC Southwind, Memphis, TN Purse: \$6,000,000

Par/Yards: 35-35-70/7,239 June 7-10, 2007

LEADERS	First Round	Second Round	Third Round
	Freddie Jacobson.....67 (-3)	Adam Scott.....133 (-7)	Adam Scott.....201 (-9)
	Adam Scott.....67 (-3)	Brian Gay.....134 (-6)	Brian Gay.....204 (-6)
	Brian Gay.....68 (-2)	Andrew Buckle.....136 (-4)	David Toms.....204 (-6)
	Retief Goosen.....68 (-2)	Freddie Jacobson.....137 (-3)	Woody Austin.....205 (-5)
	Gavin Coles.....69 (-1)	Woody Austin.....138 (-2)	Brian Davis.....206 (-4)
	Scott Verplank.....69 (-1)	Brian Davis.....138 (-2)	
	Duffy Waldorf.....69 (-1)	Brandt Snedeker.....138 (-2)	
	Woody Austin.....72 (+2)	David Toms.....138 (-2)	
		Scott Verplank.....138 (-2)	
		Duffy Waldorf.....138 (-2)	



CUT: 146

Winner: Woody Austin

72-66-67-62 267

\$1,080,000.00

WOODY AUSTIN..... 1	72-66-67-62 267	4,500.00	\$1,080,000.00	Darron Stiles..... T39	70-73-72-69 284	97.50	\$23,400.00
Brian Davis..... 2	70-68-68-66 272	2,700.00	648,000.00	Craig Lile..... T39	74-68-72-70 284	97.50	23,400.00
David Toms..... 3	70-68-66-69 273	1,700.00	408,000.00	Ryan Armour..... T39	72-71-72-69 284	97.50	23,400.00
Brian Gay..... 4	68-66-70-70 274	1,200.00	288,000.00	Mike Weir..... T39	75-68-71-70 284	97.50	23,400.00
Brandt Snedeker..... T5	70-68-69-68 275	950.00	228,000.00	Michael Putnam..... T39	73-67-71-73 284	97.50	23,400.00
Dean Wilson..... T5	70-71-66-68 275	950.00	228,000.00	Camilo Villegas..... T46	74-69-69-73 285	65.00	15,600.00
Adam Scott..... 7	67-66-68-75 276	837.50	201,000.00	Steve Flesch..... T46	74-69-72-70 285	65.00	15,600.00
Will MacKenzie..... T8	71-69-67-70 277	750.00	180,000.00	Justin Leonard..... T46	70-74-68-73 285	65.00	15,600.00
Scott Verplank..... T8	69-69-70-69 277	750.00	180,000.00	Bob May..... T46	71-72-71-71 285	65.00	15,600.00
Vance Veazey..... T10	73-71-67-67 278	650.00	156,000.00	Steve Elkington..... T46	71-69-72-73 285	65.00	15,600.00
Jeff Overton..... T10	71-71-70-66 278	650.00	156,000.00	Fred Funk..... T46	73-70-71-71 285	65.00	15,600.00
Robert Allenby..... T12	70-69-70-70 279	490.00	117,600.00	Sean O'Hair..... T46	72-73-68-72 285	65.00	15,600.00
Shaun Micheal..... T12	72-69-69-69 279	490.00	117,600.00	Matt Kuchar..... T46	75-69-71-70 285	65.00	15,600.00
Duffy Waldorf..... T12	69-69-71-70 279	490.00	117,600.00	Vaughn Taylor..... T46	74-71-70-70 285	65.00	15,600.00
Steve Lowery..... T12	71-69-68-71 279	490.00	117,600.00	Charles Warren..... T55	71-74-71-70 286	55.75	13,380.00
Heath Slocum..... T12	72-69-71-67 279	490.00	117,600.00	Sergio Garcia..... T55	74-70-72-70 286	55.75	13,380.00
Freddie Jacobson..... T17	67-70-70-73 280	362.50	87,000.00	Ken Duke..... T55	76-66-70-74 286	55.75	13,380.00
Troy Matteson..... T17	75-68-70-67 280	362.50	87,000.00	D.J. Brigman..... T55	74-69-69-74 286	55.75	13,380.00
Hunter Mahan..... T17	74-68-70-68 280	362.50	87,000.00	Jim Gallagher, Jr..... T55	74-69-71-72 286	55.75	13,380.00
Tim Herron..... T17	73-68-71-68 280	362.50	87,000.00	Bart Bryant..... T55	75-68-69-74 286	55.75	13,380.00
Scott Gutschewski..... T21	72-71-70-68 281	270.00	64,800.00	Tim Petrovic..... T55	74-68-70-74 286	55.75	13,380.00
Richard Johnson..... T21	70-72-68-71 281	270.00	64,800.00	Glen Day..... T55	73-72-70-71 286	55.75	13,380.00
Eric Axley..... T21	71-69-70-71 281	270.00	64,800.00	Paul Goydos..... T63	78-67-71-71 287	52.75	12,660.00
Stephen Leaney..... T21	74-70-69-68 281	270.00	64,800.00	Loren Roberts..... T63	74-69-73-71 287	52.75	12,660.00
Daisuke Maruyama..... T25	74-68-66-74 282	195.00	46,800.00	Briny Baird..... T63	71-72-71-73 287	52.75	12,660.00
Joe Ogilvie..... T25	72-68-74-68 282	195.00	46,800.00	Chris Stroud..... T63	72-71-74-70 287	52.75	12,660.00
Andrew Buckle..... T25	70-66-75-71 282	195.00	46,800.00	José María Olazábal..... 67	73-66-76-73 288	51.50	12,360.00
Joe Durant..... T25	73-66-68-75 282	195.00	46,800.00	Bob Heintz..... T68	73-70-74-72 289	50.75	12,180.00
Anthony Kim..... T25	72-73-69-68 282	195.00	46,800.00	Parker McLachlin..... T68	73-70-72-74 289	50.75	12,180.00
Vijay Singh..... T30	72-69-71-71 283	142.22	34,133.34	Steve Allan..... T70	75-69-71-75 290	49.75	11,940.00
Cliff Kresge..... T30	72-67-70-74 283	142.22	34,133.33	Chris DiMarco..... T70	73-72-77-68 290	49.75	11,940.00
Billy Andrade..... T30	74-68-70-71 283	142.22	34,133.33	Nathan Green..... T72	75-70-73-73 291	48.75	11,700.00
Stephen Ames..... T30	71-68-70-74 283	142.22	34,133.33	B. J. Staten..... T72	72-71-77-71 291	48.75	11,700.00
Marco Dawson..... T30	77-65-70-71 283	142.22	34,133.33	Michael Boyd..... 74	73-70-75-74 292	48.00	11,520.00
Bob Tway..... T30	72-68-72-71 283	142.22	34,133.34	John Mallinger..... T75	72-73-79-69 293	47.25	11,340.00
D.J. Trahan..... T30	75-67-70-71 283	142.22	34,133.33	Charlie Wi..... T75	73-71-77-72 293	47.25	11,340.00
Jason Schultz..... T30	72-73-68-70 283	142.22	34,133.34	Brian Bateman..... T77	74-70-73-77 294	46.25	11,100.00
Retief Goosen..... T30	68-74-69-72 283	142.22	34,133.33	Robert Gamez..... T77	76-69-75-74 294	46.25	11,100.00
Jeff Gove..... T39	73-69-72-70 284	97.50	23,400.00	John Daly..... 79	70-74-75-79 298	45.50	10,920.00
Gavin Coles..... T39	69-72-72-71 284	97.50	23,400.00	Rich Barcelo..... 80	75-70-79-78 302	45.00	10,800.00

2008 Stanford St. Jude Championship

TPC Southwind, Memphis, TN Purse: \$6,000,000

Par/Yards: 35-35-70/7,239 June 5-8, 2008

LEADERS		First Round	Second Round	Third Round		
	Boo Weekley	65 (-5)	Tommy Armour III	137 (-3)	Tim Clark	205 (-5)
	Tommy Armour III	66 (-4)	Michael Bradley	137 (-3)	Alex Cejka	207 (-3)
	Vijay Singh	67 (-3)	Gavin Coles	137 (-3)	Gavin Coles	207 (-3)
	Stuart Appleby	68 (-2)	Jason Dufner	137 (-3)	Bill Haas	207 (-3)
	Cody Freeman	68 (-2)	Marc Turnesa	137 (-3)	Trevor Immelman	207 (-3)
	Sergio Garcia	68 (-2)	Dean Wilson	137 (-3)	Marc Turnesa	207 (-3)
	Craig Kanada	68 (-2)	Alex Cejka	138 (-2)	Stephen Ames	208 (-2)
	Justin Leonard	68 (-2)	Michael Letzig	138 (-2)	Justin Leonard	208 (-2)
	Davis Love III	68 (-2)	Davis Love III	138 (-2)	Vijay Singh	208 (-2)
	Marc Turnesa	68 (-2)	Vijay Singh	138 (-2)	Dean Wilson	208 (-2)
			Justin Leonard	141 (+1)		



CUT: 146

Winner: Justin Leonard

68-73-67-68 276

\$1,080,000.00

JUSTIN LEONARD	1	68-73-67-68 276	4,500.00	\$1,080,000.00	Marc Turnesa	T37	68-69-70-77 284	112.50	\$27,000.00
Robert Allenby	T2	71-71-69-65 276	2,200.00	528,000.00	Richard Johnson	T37	72-73-69-70 284	112.50	27,000.00
Trevor Immelman	T2	74-66-67-69 276	2,200.00	528,000.00	David Toms	T37	72-72-71-69 284	112.50	27,000.00
Padraig Harrington	T4	71-72-66-68 277	984.38	236,250.00	Craig Kanada	T37	68-72-74-70 284	112.50	27,000.00
Sergio Garcia	T4	68-72-71-66 277	984.38	236,250.00	Brandt Jobe	T42	71-74-70-70 285	82.64	19,834.29
Alex Cejka	T4	69-69-69-70 277	984.38	236,250.00	Michael Bradley	T42	69-68-76-72 285	82.64	19,834.29
Boo Weekley	T4	65-75-69-68 277	984.38	236,250.00	John Huston	T42	71-69-75-70 285	82.64	19,834.29
Gavin Coles	T8	73-64-70-71 278	725.00	174,000.00	Rich Beem	T42	71-72-70-72 285	82.64	19,834.28
Tom Pernice Jr.	T8	72-72-71-63 278	725.00	174,000.00	Jeff Gove	T42	70-73-67-75 285	82.64	19,834.28
Scott Verplank	T8	71-72-67-68 278	725.00	174,000.00	Scott Sterling	T42	70-70-73-72 285	82.64	19,834.28
Vijay Singh	T11	67-71-70-71 279	600.00	144,000.00	Freddie Jacobson	T42	73-72-69-71 285	82.64	19,834.29
Bob Heintz	T11	73-70-68-68 279	600.00	144,000.00	Brenden Pappas	T49	73-70-77-66 286	61.08	14,660.00
Dean Wilson	T13	69-68-71-72 280	455.00	109,200.00	Ken Duke	T49	72-72-73-69 286	61.08	14,660.00
Tim Herron	T13	74-67-69-70 280	455.00	109,200.00	Marco Dawson	T49	71-71-72-72 286	61.08	14,660.00
Stephen Ames	T13	69-71-68-72 280	455.00	109,200.00	Woody Austin	T49	71-72-73-70 286	61.08	14,660.00
Bob Estes	T13	74-65-70-71 280	455.00	109,200.00	Bob May	T49	75-69-70-72 286	61.08	14,660.00
Jason Dufner	T13	69-68-72-71 280	455.00	109,200.00	Lucas Glover	T49	71-71-74-70 286	61.08	14,660.00
Michael Letzig	T18	70-68-72-71 281	315.00	75,600.00	Jin Park	T55	73-71-67-76 287	57.25	13,740.00
Camilo Villegas	T18	71-71-71-68 281	315.00	75,600.00	Jonathan Byrd	T55	69-75-73-70 287	57.25	13,740.00
Tim Clark	T18	72-69-64-76 281	315.00	75,600.00	Jimmy Walker	T57	70-74-72-72 288	56.00	13,440.00
Bill Haas	T18	71-69-67-74 281	315.00	75,600.00	Todd Demsey	T57	73-72-72-71 288	56.00	13,440.00
Dan Forsman	T18	70-70-72-69 281	315.00	75,600.00	Jim McGovern	T57	71-68-72-77 288	56.00	13,440.00
J.P. Hayes	T18	70-71-69-71 281	315.00	75,600.00	David Duval	T60	70-75-72-72 289	54.25	13,020.00
Bob Tway	T24	72-71-68-71 282	181.02	43,445.45	Kevin Streelman	T60	74-69-69-77 289	54.25	13,020.00
Omar Uresti	T24	70-69-71-72 282	181.02	43,445.45	Garrett Willis	T60	72-73-69-75 289	54.25	13,020.00
Glen Day	T24	69-71-71-71 282	181.02	43,445.45	Brian Gay	T60	76-67-70-76 289	54.25	13,020.00
Davis Love III	T24	68-70-75-69 282	181.02	43,445.46	Charley Hoffman	T64	69-75-71-75 290	52.75	12,660.00
Tommy Armour III	T24	66-71-73-72 282	181.02	43,445.45	Webb Simpson	T64	71-72-75-72 290	0.00	12,660.00
Bart Bryant	T24	69-76-67-70 282	181.02	43,445.45	Stephen Leaney	T66	70-74-73-74 291	51.50	12,360.00
Kenny Perry	T24	71-71-69-71 282	181.02	43,445.45	Patrick Sheehan	T66	73-70-72-76 291	51.50	12,360.00
Jeff Maggert	T24	71-70-74-67 282	181.02	43,445.46	Dicky Pride	T66	75-70-75-71 291	51.50	12,360.00
Brett Rumford	T24	69-73-70-70 282	181.02	43,445.46	Harrison Frazar	T69	72-70-74-76 292	49.75	11,940.00
Heath Slocum	T24	73-67-74-68 282	181.02	43,445.46	Eric Axley	T69	70-71-78-73 292	49.75	11,940.00
Stuart Appleby	T24	68-76-68-70 282	181.02	43,445.46	Brad Elder	T69	69-76-73-74 292	49.75	11,940.00
Brandt Snedeker	T35	69-71-69-74 283	131.88	31,650.00	Troy Matteson	T69	74-70-71-77 292	49.75	11,940.00
Jeff Overton	T35	70-71-70-72 283	131.88	31,650.00	Billy Andrade	73	76-68-73-76 293	48.50	11,640.00
Vaughn Taylor	T37	70-72-71-71 284	112.50	27,000.00					

2009 St. Jude Classic presented by FedEx

TPC Southwind, Memphis, TN Purse: \$5,600,000

Par/Yards: 35-35-70/7,239 June 11-14, 2009

LEADERS	First Round	Second Round	Third Round
	Brian Gay 64 (-6)	Brian Gay 130 (-10)	Brian Gay 196 (-14)
	Jimmy Walker 65 (-5)	Robert Allenby 131 (-9)	Bryce Molder 197 (-13)
	Rich Beem 65 (-5)	Bryce Molder 132 (-8)	Robert Allenby 199 (-11)
	Mathias Gronberg 65 (-5)	Vaughn Taylor 132 (-8)	Paul Goydos 200 (-10)
	Graeme McDowell 65 (-5)	Woody Austin 133 (-7)	Woody Austin 201 (-9)
	José María Olazábal 65 (-5)	Guy Boros 133 (-7)	Heath Slocum 201 (-9)
	Chris Stroud 65 (-5)	David Toms 133 (-7)	Vaughn Taylor 201 (-9)

CUT: 141



WEATHER: : Thursday: Mostly cloudy skies with an afternoon high in the upper-80s. Southwest winds 10-20 mph. Friday: Partly cloudy skies with chance of scattered pop up thunderstorms in the afternoon and high temps in the upper-80s. Westerly winds 5-10 mph. Saturday: Mostly cloudy skies with an afternoon high temperature in the low-90s. Southwest winds at 5-10 mph. Sunday: Mostly cloudy skies and chance of showers with an afternoon high in the mid-80s. Southwest winds 10-15 mph.

Winner: Brian Gay

64-66-66-66 262

\$1,008,000.00

Brian Gay	1	64-66-66-66 262	500.00	\$1,008,000.00	Michael Bradley.....	T39	70-67-69-71 277	31.00	\$24,080.00
David Toms.....	T2	67-66-69-65 267	245.00	492,800.00	Brian Vranesh.....	T39	73-66-72-66 277	31.00	24,080.00
Bryce Molder.....	T2	69-63-65-70 267	245.00	492,800.00	Freddie Jacobson.....	T39	67-69-67-74 277	31.00	24,080.00
Paul Goydos.....	T4	72-64-64-68 268	115.00	231,466.67	Patrick Sheehan.....	T42	68-69-71-70 278	27.00	19,600.00
John Senden.....	T4	69-66-69-64 268	115.00	231,466.67	Bill Lunde.....	T42	71-66-69-72 278	27.00	19,600.00
Robert Allenby.....	T4	67-64-68-69 268	115.00	231,466.66	Robert Garrigus.....	T42	69-70-70-69 278	27.00	19,600.00
Graeme McDowell.....	T7	66-71-69-63 269	0.00	180,600.00	Loren Roberts.....	T42	67-67-73-71 278	27.00	19,600.00
Jason Dufner.....	T7	68-67-69-65 269	87.50	180,600.00	Vance Veazey.....	T42	67-68-71-72 278	0.00	19,600.00
Woody Austin.....	9	67-66-68-69 270	80.00	162,400.00	Chris Stroud.....	T47	66-70-69-74 279	23.50	15,792.00
Heath Slocum.....	T10	71-63-67-70 271	72.50	145,600.00	Ricky Barnes.....	T47	67-69-73-70 279	23.50	15,792.00
Jeff Overton.....	T10	68-67-70-66 271	72.50	145,600.00	Nick O'Hern.....	T49	72-68-72-68 280	17.50	13,294.40
Brendon Todd.....	T12	73-65-68-66 272	62.50	123,200.00	Cliff Kresge.....	T49	71-69-69-71 280	17.50	13,294.40
Kevin Stadler.....	T12	69-66-70-67 272	62.50	123,200.00	Wil Collins.....	T49	73-67-72-68 280	17.50	13,294.40
Nathan Green.....	T14	70-66-70-67 273	55.00	95,200.00	Marc Turnesa.....	T49	70-69-72-69 280	17.50	13,294.40
Harrison Frazar.....	T14	69-65-73-66 273	55.00	95,200.00	James Nitties.....	T49	70-67-71-72 280	17.50	13,294.40
Ben Crane.....	T14	69-68-66-70 273	55.00	95,200.00	Omar Uresti.....	T49	70-70-70-70 280	17.50	13,294.40
Rich Beem.....	T14	66-68-69-70 273	55.00	95,200.00	Bob Heintz.....	T49	70-65-73-72 280	17.50	13,294.40
Aron Price.....	T14	73-66-66-68 273	55.00	95,200.00	Glen Day.....	T49	69-69-70-72 280	17.50	13,294.40
Jason Bohn.....	T19	69-67-69-69 274	50.50	70,280.00	Jerry Kelly.....	T49	67-68-72-73 280	17.50	13,294.40
Roland Thatcher.....	T19	70-70-66-68 274	50.50	70,280.00	José María Olazábal.....	T49	66-70-74-70 280	17.50	13,294.40
Matt Weibring.....	T19	70-66-68-70 274	50.50	70,280.00	Chris DiMarco.....	T59	69-68-71-73 281	9.00	12,096.00
Lee Janzen.....	T19	68-71-68-67 274	50.50	70,280.00	Scott Verplank.....	T59	68-69-71-73 281	9.00	12,096.00
Bob Estes.....	T23	69-67-66-73 275	45.50	48,440.00	Phil Mickelson.....	T59	68-70-68-75 281	9.00	12,096.00
Guy Boros.....	T23	67-66-70-72 275	45.50	48,440.00	John Daly.....	T59	72-68-71-70 281	9.00	12,096.00
Brad Adamonis.....	T23	68-72-67-68 275	45.50	48,440.00	Paul Stankowski.....	T59	71-68-69-73 281	9.00	12,096.00
Michael Letzig.....	T23	70-67-69-69 275	45.50	48,440.00	Peter Lonard.....	T59	71-68-70-72 281	9.00	12,096.00
Jason Day.....	T23	70-65-71-69 275	45.50	48,440.00	Jason Gore.....	T59	72-65-72-72 281	9.00	12,096.00
David Mathis.....	T23	68-69-69-69 275	45.50	48,440.00	J.J. Henry.....	66	70-70-68-74 282	5.00	11,648.00
Tim Clark.....	T29	70-67-69-70 276	37.50	32,648.00	David Gossett.....	T67	70-70-75-68 283	3.50	11,480.00
Vaughn Taylor.....	T29	67-65-69-75 276	37.50	32,648.00	Derek Fathauer.....	T67	68-71-72-72 283	3.50	11,480.00
Tag Ridings.....	T29	68-69-68-71 276	37.50	32,648.00	Greg Chalmers.....	T69	68-69-76-71 284	1.24	11,144.00
Camilo Villegas.....	T29	68-67-75-66 276	37.50	32,648.00	Jarrod Lyle.....	T69	68-69-73-74 284	1.24	11,144.00
Marc Leishman.....	T29	69-68-69-70 276	37.50	32,648.00	Tim Herron.....	T69	68-71-78-67 284	1.24	11,144.00
Ronnie Black.....	T29	72-68-67-69 276	37.50	32,648.00	Mathias Grönberg.....	T69	66-70-72-76 284	1.24	11,144.00
Cameron Beckman.....	T29	68-71-71-66 276	37.50	32,648.00	John Merrick.....	T73	72-66-76-73 287	0.93	10,808.00
Brett Quigley.....	T29	69-66-72-69 276	37.50	32,648.00	Jimmy Walker.....	T73	65-72-82-68 287	0.93	10,808.00
Chris Riley.....	T29	72-68-68-68 276	37.50	32,648.00	Jay Delsing.....	75	70-70-71-77 288	0.90	10,640.00
Retief Goosen.....	T29	68-67-71-70 276	37.50	32,648.00	Dicky Pride.....	76	69-69-79-72 289	0.88	10,528.00

2010 St. Jude Classic presented by Smith & Nephew

TPC Southwind, Memphis, TN Purse: \$5,600,000

Par/Yards: 35-35-70/7,239 June 10-13, 2010

LEADERS		First Round	Second Round	Third Round
	Lee Westwood	63 (-7)	Lee Westwood	131 (-9)
	Casey Wittenberg	64 (-6)	Garrett Willis	131 (-9)
	Padraig Harrington	65 (-5)	Charley Hoffman	132 (-8)
	Michael Connell	66 (-4)	Robert Garrigus	133 (-7)
	Bob Estes	66 (-4)	Robert Karlsson	133 (-7)
	Tim Petrovic	66 (-4)	Lee Janzen	134 (-6)
	John Senden	66 (-4)	Shaun Micheel	134 (-6)
	Phil Tataurangi	66 (-4)	Tim Petrovic	134 (-6)
	Josh Teater	66 (-4)	D.J. Trahan	134 (-6)
	D.J. Trahan	66 (-4)		
	Jay Williamson	66 (-4)		
	Garrett Willis	66 (-4)		
				Robert Garrigus
				Robert Karlsson
				Heath Slocum
				Lee Westwood
				Lee Janzen
				Shaun Micheel
				Tim Petrovic
				Garrett Willis

CUT: 214



WEATHER: Thursday: Mostly cloudy and hot. High in the lower 90s with heat index near 100. Winds S 8-12 mph. Friday: Mostly cloudy with scattered showers and a chance of thunderstorms. Temperatures in the high 80s. Winds S 8-12 mph. Saturday: Partly cloudy with hot and humid conditions. Temperatures reached into the mid-90s with a high of 94 degrees and a heat index between 100-106. Winds SSW 8-12 mph. Sunday: Mostly cloudy and hot. High in the mid-90s, with heat index near 106. Winds SW 8-12 mph.

Winner: Lee Westwood 63-68-71-68 270 \$1,008,000.00


Lee Westwood	1	63-68-71-68 270	0.00	\$1,008,000.00	D.A. Points.....	T37	74-66-68-71 279	31.00	\$24,080.00
Robert Karlsson	T2	67-66-68-69 270	0.00	492,800.00	Dean Wilson	T37	67-72-71-69 279	31.00	24,080.00
Robert Garrigus	T2	67-66-66-71 270	245.00	492,800.00	Joe Durant	T44	71-70-68-71 280	24.50	16,930.66
Garrett Willis	T4	66-65-73-67 271	122.50	246,400.00	Jonathan Byrd	T44	69-69-72-70 280	24.50	16,930.67
Shaun Micheel	T4	68-66-70-67 271	122.50	246,400.00	Charles Warren	T44	72-69-69-70 280	24.50	16,930.67
Heath Slocum	6	69-67-66-70 272	100.00	201,600.00	Charles Howell III	T44	67-72-71-70 280	24.50	16,930.67
Billy Mayfair	7	69-70-68-66 273	90.00	187,600.00	Rich Barcelo	T44	68-68-74-70 280	24.50	16,930.67
Jay Williamson	T8	66-70-69-69 274	77.50	156,800.00	Mathias Grönberg	T44	69-72-68-71 280	24.50	16,930.66
Bob Estes	T8	66-69-71-68 274	77.50	156,800.00	Brett Wetterich	T50	72-67-69-73 281	20.00	13,776.00
D.J. Trahan	T8	66-68-71-69 274	77.50	156,800.00	Omar Uresti	T50	70-70-73-68 281	20.00	13,776.00
Camilo Villegas	T8	71-67-69-67 274	77.50	156,800.00	Steve Elkington	T50	72-69-70-70 281	20.00	13,776.00
Johnson Wagner	T12	69-68-69-69 275	60.67	117,600.00	Boo Weekley	T53	69-66-73-74 282	17.00	13,029.33
Ben Crane	T12	67-72-69-67 275	60.67	117,600.00	John Merrick	T53	69-71-72-70 282	17.00	13,029.34
Zach Johnson	T12	67-69-71-68 275	60.67	117,600.00	Jeff Quinney	T53	68-71-71-72 282	17.00	13,029.33
John Rollins	T15	71-69-69-67 276	51.50	76,272.00	Michael Connell	T56	66-75-70-72 283	14.00	12,656.00
Tim Petrovic	T15	66-68-70-72 276	51.50	76,272.00	Chris Riley	T56	68-73-72-70 283	14.00	12,656.00
Retief Goosen	T15	72-68-68-68 276	51.50	76,272.00	Padraig Harrington	T56	65-74-71-73 283	14.00	12,656.00
Woody Austin	T15	69-67-69-71 276	51.50	76,272.00	Will MacKenzie	T59	70-69-69-76 284	11.50	12,376.00
Stephen Ames	T15	70-71-67-68 276	51.50	76,272.00	J.B. Holmes	T59	72-68-73-71 284	11.50	12,376.00
Lee Janzen	T15	68-66-70-72 276	51.50	76,272.00	Chris DiMarco	T61	70-69-70-76 285	9.00	12,096.00
Josh Teater	T15	66-71-70-69 276	51.50	76,272.00	Michael Clark II	T61	71-66-69-79 285	9.00	12,096.00
Jason Dufner	T15	68-67-73-68 276	51.50	76,272.00	Nicholas Thompson	T61	68-73-70-74 285	9.00	12,096.00
Freddie Jacobson	T15	69-70-69-68 276	51.50	76,272.00	John Daly	64	71-70-72-73 286	7.00	11,872.00
Brian Gay	T15	73-67-65-71 276	51.50	76,272.00	Roger Tambellini	T65	68-72-73-74 287	5.50	11,704.00
Charley Hoffman	T25	67-65-73-72 277	44.50	44,660.00	Chris Rogers	T65	69-70-73-75 287	0.00	11,704.00
Cameron Percy	T25	70-68-67-72 277	44.50	44,660.00	Alex Cejka	T67	68-73-70-78 289	3.50	11,480.00
Nathan Green	T25	73-68-65-71 277	44.50	44,660.00	Jeff Maggert	T67	68-71-69-81 289	3.50	11,480.00
Kirk Triplett	T25	68-68-71-70 277	44.50	44,660.00	Justin Bolli	69	68-73-72-78 291	2.00	11,312.00
David Toms	T29	71-70-72-65 278	38.50	34,090.00	Casey Wittenberg	70	64-74-73-81 292	0.00	11,200.00
Kent Jones	T29	67-73-69-69 278	38.50	34,090.00	Chad Campbell	71	70-70-71-82 293	0.98	11,088.00
Glen Day	T29	68-69-71-70 278	38.50	34,090.00	Tom Pernice Jr.	T72	73-68-73 214	0.95	10,920.00
Dicky Pride	T29	69-70-70-69 278	38.50	34,090.00	Chad Collins	T72	67-73-74 214	0.95	10,920.00
Brandt Snedeker	T29	70-70-67-71 278	38.50	34,090.00	Frank Lickliter II	T74	71-70-74 215	0.91	10,696.00
Ryuji Imada	T29	67-68-71-72 278	38.50	34,090.00	Kevin Na	T74	68-71-76 215	0.91	10,696.00
Rory McIlroy	T29	69-66-72-71 278	38.50	34,090.00	Greg Kraft	T76	67-74-75 216	0.87	10,472.00
Webb Simpson	T29	70-69-70-69 278	38.50	34,090.00	Troy Merritt	T76	69-72-75 216	0.87	10,472.00
Gary Woodland	T37	70-71-68-70 279	31.00	24,080.00	Michael O'Neal	78	70-71-76 217	0.00	10,304.00
Mathew Goggin	T37	69-69-69-72 279	31.00	24,080.00	Joe Ogilvie	T79	73-68-77 218	0.81	10,136.00
John Senden	T37	66-70-73-70 279	31.00	24,080.00	Craig Barlow	T79	74-66-78 218	0.81	10,136.00
Vaughn Taylor	T37	68-69-72-70 279	31.00	24,080.00	Phil Tataurangi	81	66-73-82 221	0.78	9,968.00
Spencer Levin	T37	72-68-69-70 279	31.00	24,080.00					

2011 FedEx St. Jude Classic

TPC Southwind, Memphis, TN Purse: \$5,600,000

Par/Yards: 35-35-70/7,239 June 9-12, 2011

LEADERS		First Round	Second Round	Third Round		
	David Mathis	65 (-5)	Robert Karlsson	131 (-9)	Robert Karlsson	199 (-11)
	Kris Blanks	66 (-4)	Keegan Bradley	134 (-6)	Harrison Frazier	200 (-10)
	Robert Karlsson	66 (-4)	Colt Knost	134 (-6)	John Merrick	202 (-8)
	Kevin Kisner	66 (-4)	John Merrick	135 (-5)	Retief Goosen	203 (-7)
	Colt Knost	66 (-4)	Harrison Frazier	136 (-4)	Keegan Bradley	204 (-6)
	John Merrick	66 (-4)	Freddie Jacobson	136 (-4)	Freddie Jacobson	204 (-6)
	Harrison Frazier	71 (+1)				



CUT: 215

WEATHER: Thursday: Sunny and hot with afternoon highs in the upper 90s. Winds S 8-14 mph. Friday: Sunny and hot with afternoon highs in the mid-90s. Winds S 8-12 mph. Saturday: Sunny and hot with afternoon highs in the mid-90s. Winds WSW 5-8 mph. Sunday: Partly cloudy and hot with afternoon highs in the low 90s. Winds NNW 8-12 mph.

Winner: Harrison Frazier

71-65-64-67 267

\$1,008,000.00

HARRISON FRAZAR		1	71-65-64-67 267	500.00	\$1,008,000.00		
	Robert Karlsson	2	66-65-68-68 267	300.00	604,800.00	Cameron Percy	T38 70-70-70-70 280 29.00 \$21,840.00
	Retief Goosen	T3	68-71-64-69 272	125.00	252,560.00	Nick O'Hern	T38 71-66-77-66 280 29.00 21,840.00
	Tim Herron	T3	73-65-69-65 272	125.00	252,560.00	Andres Gonzales	T38 75-65-70-70 280 29.00 21,840.00
	Charles Howell III	T3	72-67-67-66 272	125.00	252,560.00	Kevin Kisner	T38 66-72-72-70 280 29.00 21,840.00
	Ryuji Imada	T3	70-68-68-66 272	125.00	252,560.00	Michael Putnam	T47 71-69-70-71 281 22.00 14,806.40
	Camilo Villegas	T3	69-69-70-64 272	125.00	252,560.00	David Hearn	T47 69-70-69-73 281 22.00 14,806.40
	Carl Pettersson	T8	69-69-67-68 273	80.00	162,400.00	Ben Curtis	T47 71-68-71-71 281 22.00 14,806.40
	Stephen Ames	T8	69-68-68-68 273	80.00	162,400.00	George McNeill	T47 70-67-70-74 281 22.00 14,806.40
	Cameron Tringale	T8	71-68-66-68 273	80.00	162,400.00	Kirk Triplett	T47 73-68-72-68 281 22.00 14,806.40
	Lee Westwood	T11	69-70-69-66 274	0.00	134,400.00	Jeff Quinney	T52 68-73-71-70 282 17.50 13,132.00
	John Merrick	T11	66-69-67-72 274	67.50	134,400.00	Heath Slocum	T52 68-73-72-69 282 17.50 13,132.00
	David Mathis	T13	65-72-72-66 275	58.50	112,000.00	Padraig Harrington	T52 70-72-72-68 282 17.50 13,132.00
	Robert Allenby	T13	70-71-67-67 275	58.50	112,000.00	Marc Turnesa	T52 72-68-72-70 282 17.50 13,132.00
	Spencer Levin	T15	72-69-71-64 276	53.00	84,000.00	Kevin Stadler	T56 73-69-72-69 283 13.50 12,600.00
	Blake Adams	T15	72-67-66-71 276	53.00	84,000.00	Johnson Wagner	T56 74-68-72-69 283 13.50 12,600.00
	D.J. Trahan	T15	74-67-66-69 276	53.00	84,000.00	Shaun Micheal	T56 68-71-73-71 283 13.50 12,600.00
	Troy Matteson	T15	70-67-70-69 276	53.00	84,000.00	Jim Renner	T56 72-69-72-70 283 13.50 12,600.00
	Brandt Snedeker	T15	71-66-69-70 276	53.00	84,000.00	Mike Small	T60 72-69-71-72 284 0.00 12,152.00
	Fabián Gómez	T15	67-70-71-68 276	53.00	84,000.00	Chris Couch	T60 71-70-68-75 284 9.50 12,152.00
	Colt Knost	T15	66-68-72-70 276	53.00	84,000.00	Aron Price	T60 69-71-74-70 284 9.50 12,152.00
	Jimmy Walker	T22	69-70-70-68 277	48.00	58,240.00	Will MacKenzie	T60 71-70-70-73 284 9.50 12,152.00
	Rod Pampling	T22	75-66-68-68 277	48.00	58,240.00	Craig Barlow	T64 70-72-71-72 285 6.50 11,816.00
	Kris Blanks	T22	66-71-68-72 277	48.00	58,240.00	Steve Flesch	T64 70-71-73-71 285 6.50 11,816.00
	Paul Stankowski	T25	71-69-71-67 278	43.00	41,840.00	Dicky Pride	T66 70-71-71-74 286 4.00 11,536.00
	Kent Jones	T25	68-70-73-67 278	43.00	41,840.00	Geoff Ogilvy	T66 71-70-72-73 286 4.00 11,536.00
	Greg Chalmers	T25	72-69-66-71 278	43.00	41,840.00	Rich Beem	T66 72-68-73-73 286 4.00 11,536.00
	John Rollins	T25	70-70-71-67 278	43.00	41,840.00	John Senden	69 69-73-70-75 287 2.00 11,312.00
	Jonathan Byrd	T25	71-68-68-71 278	43.00	41,840.00	Richard Johnson	70 74-68-72-75 289 1.00 11,200.00
	Scott Stallings	T25	69-68-71-70 278	43.00	41,840.00	D.J. Brigman	71 72-68-74-76 290 0.98 11,088.00
	Keegan Bradley	T25	67-67-70-74 278	43.00	41,840.00	Garrett Willis	72 71-71-72-80 294 0.96 10,976.00
	Jhonattan Vegas	T32	73-69-66-71 279	36.50	30,986.66	Tag Ridings	T73 68-73-74 215 0.87 10,472.00
	Boo Weekley	T32	68-72-70-69 279	36.50	30,986.67	Scott Gutschewski	T73 68-73-74 215 0.87 10,472.00
	Freddie Jacobson	T32	71-65-68-75 279	36.50	30,986.66	Sung Kang	T73 70-71-74 215 0.87 10,472.00
	Jerry Kelly	T32	72-69-68-70 279	36.50	30,986.67	Brett Quigley	T73 71-70-74 215 0.87 10,472.00
	Zach Johnson	T32	73-68-70-68 279	36.50	30,986.67	Tom Pernice Jr.	T73 70-71-74 215 0.87 10,472.00
	Chad Campbell	T32	72-69-69-69 279	36.50	30,986.67	Ben Crane	T73 73-69-73 215 0.87 10,472.00
	John Daly	T38	69-73-71-67 280	29.00	21,840.00	Graham DeLaet	T73 73-69-73 215 0.87 10,472.00
	Shane Bertsch	T38	71-67-70-72 280	29.00	21,840.00	Zack Miller	T73 70-71-74 215 0.87 10,472.00
	Todd Hamilton	T38	72-70-69-69 280	29.00	21,840.00	Frank Lickliter II	81 71-71-74 216 0.78 9,968.00
	Marco Dawson	T38	68-72-69-71 280	29.00	21,840.00	Bobby Gates	82 74-68-75 217 0.76 9,856.00
	Brian Davis	T38	71-70-69-70 280	29.00	21,840.00	John Mallinger	83 70-71-79 220 0.74 9,744.00

2012 FedEx St. Jude Classic

TPC Southwind, Memphis, TN Purse: 5,600,000

Par/Yards: 35-35-70/7,239 June 7-10, 2012

LEADERS	First Round	Second Round	Third Round
	Jeff Maggert 66 (-4)	Rory McIlroy 133 (-7)	Davis Love III 204 (-6)
	John Merrick 66 (-4)	J.B. Holmes 134 (-6)	John Merrick 204 (-6)
	Arjun Atwal 67 (-3)	Jeff Maggert 134 (-6)	Nick O'Hern 204 (-6)
	J.J. Henry 67 (-3)	Kevin Stadler 134 (-6)	Robert Allenby 205 (-5)
	Seung-Yul Noh 67 (-3)	Chad Campbell 135 (-5)	Chad Campbell 205 (-5)
	Jeff Overton 67 (-3)	Kevin Kisner 135 (-5)	Dustin Johnson 205 (-5)
	Dustin Johnson 70 (E)	John Merrick 135 (-5)	Kevin Kisner 205 (-5)
		Dustin Johnson 138 (-2)	Rory McIlroy 205 (-5)
			Kevin Stadler 205 (-5)

CUT: 143



WEATHER: Thursday: Sunny and pleasant with afternoon highs in the mid-80s. Winds NE 8-15 mph. Friday: Partly cloudy with seasonal temperatures and light winds. Afternoon highs reaching the mid to upper 80s. Wind E 5-10 mph. Saturday: Mostly cloudy with afternoon highs in the mid-80s. Winds SE 8-15 mph. Sunday: Mostly cloudy with scattered showers throughout the morning and increasing chances for thunderstorms in the afternoon with afternoon highs only reaching the lower 80s. Winds SE 6-12 mph.

Winner: Dustin Johnson 70-68-67-66 271

\$1,008,000.00


Dustin Johnson 1	70-68-67-66 271	500.00	\$1,008,000.00	Shaun Micheal..... T38	71-70-68-72 281	31.50	\$24,640.00
John Merrick 2	66-69-69-68 272	300.00	604,800.00	Kent Jones T38	72-68-73-68 281	31.50	24,640.00
Nick O'Hern T3	70-67-67-69 273	133.75	268,800.00	Ryo Ishikawa T38	72-67-73-69 281	0.00	24,640.00
Ryan Palmer T3	74-66-67-66 273	133.75	268,800.00	Dustin Morris T42	71-69-67-75 282	0.00	18,512.00
Davis Love III T3	68-68-68-69 273	133.75	268,800.00	Gavin Coles T42	70-72-71-69 282	26.00	18,512.00
Chad Campbell T3	68-67-70-68 273	133.75	268,800.00	Chris Riley T42	70-71-74-67 282	26.00	18,512.00
Robert Allenby T7	68-70-67-69 274	82.50	168,700.00	Sean O'Hair T42	70-69-71-72 282	26.00	18,512.00
Ken Duke T7	68-68-73-65 274	82.50	168,700.00	Robert Garrigus T42	74-65-73-70 282	26.00	18,512.00
Rory McIlroy T7	68-65-72-69 274	82.50	168,700.00	Tim Clark T42	69-71-69-73 282	26.00	18,512.00
Seung-Yul Noh T7	67-69-72-66 274	82.50	168,700.00	David Hearn T42	72-69-70-71 282	26.00	18,512.00
Kevin Stadler T11	69-65-71-70 275	67.50	134,400.00	Danny Lee T49	69-70-71-73 283	17.50	13,294.40
Greg Owen T11	72-67-71-65 275	67.50	134,400.00	Kyle Stanley T49	71-70-73-69 283	17.50	13,294.40
Padraig Harrington T13	68-68-71-69 276	55.83	98,933.33	Troy Kelly T49	68-71-74-70 283	17.50	13,294.40
William McGirt T13	71-69-68-68 276	55.83	98,933.34	Gary Christian T49	70-71-71-71 283	17.50	13,294.40
Jeff Overton T13	67-72-68-69 276	55.83	98,933.33	Stuart Appleby T49	72-68-73-70 283	17.50	13,294.40
Martin Flores T13	72-70-69-65 276	55.83	98,933.34	Shane Bertsch T49	71-68-73-71 283	17.50	13,294.40
Kevin Kisner T13	69-66-70-71 276	55.83	98,933.33	Lee Janzen T49	68-71-73-71 283	17.50	13,294.40
Henrik Stenson T13	72-66-70-68 276	55.83	98,933.33	Bart Bryant T49	72-70-70-71 283	17.50	13,294.40
J.B. Holmes T19	70-64-72-71 277	50.00	67,872.00	Troy Matteson T49	70-72-72-69 283	17.50	13,294.40
John Daly T19	68-69-76-64 277	50.00	67,872.00	Tommy Gainey T49	72-70-71-70 283	17.50	13,294.40
Arjun Atwal T19	67-74-70-66 277	50.00	67,872.00	Paul Stankowski T59	69-69-74-72 284	11.50	12,376.00
Woody Austin T19	72-68-67-70 277	50.00	67,872.00	J.J. Henry T59	67-74-72-71 284	11.50	12,376.00
Luke Guthrie T19	69-71-67-70 277	0.00	67,872.00	Brett Wetterich T61	71-71-71-72 285	8.00	11,984.00
Duffy Waldorf T24	71-69-69-69 278	46.00	49,280.00	Cameron Beckman T61	72-70-68-75 285	8.00	11,984.00
Martin Laird T24	72-70-67-69 278	46.00	49,280.00	Chris Couch T61	70-70-69-76 285	8.00	11,984.00
Bryce Molder T24	69-71-69-69 278	46.00	49,280.00	Will Claxton T61	72-70-74-69 285	8.00	11,984.00
Freddie Jacobson T27	69-72-66-72 279	41.00	38,080.00	John Peterson T61	72-65-73-75 285	0.00	11,984.00
Charles Howell III T27	69-71-71-68 279	41.00	38,080.00	Zack Miller T66	70-70-77-69 286	4.50	11,592.00
Boo Weekley T27	70-67-73-69 279	41.00	38,080.00	Y.E. Yang T66	68-71-73-74 286	4.50	11,592.00
Jeff Maggert T27	66-68-73-72 279	41.00	38,080.00	Steven Bowditch T68	74-66-73-74 287	2.50	11,368.00
Daniel Chopra T27	72-65-71-71 279	41.00	38,080.00	Craig Barlow T68	72-68-72-75 287	2.50	11,368.00
J.J. Killeen T27	68-69-74-68 279	41.00	38,080.00	Neal Lancaster T70	72-70-74-72 288	0.99	11,144.00
Roberto Castro T27	73-68-66-72 279	41.00	38,080.00	Omar Uresti T70	70-72-73-73 288	0.99	11,144.00
Bob Estes T34	72-68-71-69 280	35.50	29,540.00	Matt McQuillan T72	71-69-76-73 289	0.95	10,920.00
Patrick Sheehan T34	71-70-71-68 280	35.50	29,540.00	Billy Horschel T72	72-69-70-78 289	0.95	10,920.00
Bill Lunde T34	71-68-71-70 280	35.50	29,540.00	Robert Gamez T74	72-69-74-77 292	0.91	10,696.00
Brendon de Jonge T34	71-68-71-70 280	35.50	29,540.00	Mathew Goggin T74	70-71-73-78 292	0.91	10,696.00
George McNeill T38	72-68-72-69 281	31.50	24,640.00	Jonathan Fly 76	78-64-75-76 293	0.00	10,528.00

2013 FedEx St. Jude Classic

TPC Southwind, Memphis, TN Purse: \$5,700,000

Par/Yards: 35-35-70/7,239 June 6-9, 2013

LEADERS	First Round	Second Round	Third Round
	Stuart Appleby 66 (-4)	Harris English 130 (-10)	Shawn Stefani 198 (-12)
	Glen Day 66 (-4)	Shawn Stefani 132 (-8)	Harris English 199 (-11)
	Harris English 66 (-4)	Paul Haley II 135 (-5)	Patrick Reed 202 (-8)
	Martin Flores 66 (-4)	Scott Stallings 135 (-5)	Scott Stallings 202 (-8)
	Nathan Green 66 (-4)	Glen Day 135 (-5)	Nicholas Thompson 202 (-8)
	Davis Love III 66 (-4)	Justin Hicks 135 (-5)	Erin Meierdierks 202 (-8)
		Doug LaBelle II 135 (-5)	Phil Mickelson 202 (-8)
		Davis Love III 135 (-5)	
		Nicholas Thompson 135 (-5)	



CUT: 142

WEATHER: Thursday: Mostly cloudy with afternoon highs in the lower 80s. Winds NW 5-10 mph. Friday: Mostly cloudy with afternoon highs in the lower 80s. Winds NW 5-10 mph. Saturday: Mostly sunny and comfortable. High of 82. Winds S 4-8 mph. Sunday: Mostly cloudy. High of 82. Winds shifting from WNW in the morning to S in the afternoon at 4-8 mph.

Winner: Harris English

66-64-69-69 268

\$1,026,000.00

HARRIS ENGLISH 1	66-64-69-69 268	500.00	\$1,026,000.00				
Phil Mickelson T2	71-67-65-67 270	245.00	501,600.00	Stuart Appleby T39	66-71-72-70 279	28.50	\$21,660.00
Scott Stallings T2	67-68-67-68 270	245.00	501,600.00	Justin Leonard T39	69-71-66-73 279	28.50	21,660.00
Ryan Palmer 4	72-67-65-67 271	135.00	273,600.00	Brian Gay T39	70-71-71-67 279	28.50	21,660.00
Patrick Reed 5	69-69-64-70 272	110.00	228,000.00	Robert Karlsson T39	69-69-70-71 279	28.50	21,660.00
John Rollins 6	67-71-67-68 273	100.00	205,200.00	Scott Brown T39	69-69-70-71 279	28.50	21,660.00
Rory Sabbatini T7	69-69-68-68 274	85.00	177,650.00	Brendon de Jonge T39	70-69-68-72 279	28.50	21,660.00
Justin Hicks T7	67-69-69-69 274	85.00	177,650.00	Robert Streb T39	72-67-72-68 279	28.50	21,660.00
Shawn Stefani T7	67-65-66-76 274	85.00	177,650.00	Joe Affrunti T47	68-71-70-71 280	22.50	15,333.00
Camilo Villegas T10	69-68-69-69 275	61.50	118,275.00	Martin Flores T47	66-72-68-74 280	22.50	15,333.00
Jonathan Byrd T10	70-69-66-70 275	61.50	118,275.00	Jim Herman T47	69-69-68-74 280	22.50	15,333.00
Dustin Johnson T10	67-70-68-70 275	61.50	118,275.00	Scott Verplank T47	74-66-69-71 280	22.50	15,333.00
Billy Horschel T10	71-69-68-67 275	61.50	118,275.00	Tom Gillis T51	72-69-69-71 281	18.00	13,497.60
Nick O'Hern T10	68-71-67-69 275	61.50	118,275.00	J.J. Henry T51	69-72-69-71 281	18.00	13,497.60
Robert Allenby T10	71-70-67-67 275	61.50	118,275.00	Ian Poulter T51	69-68-68-76 281	18.00	13,497.60
Padraig Harrington T10	69-70-65-71 275	61.50	118,275.00	Cameron Tringale T51	71-70-70-70 281	18.00	13,497.60
Glen Day T10	66-70-70-69 275	61.50	118,275.00	Luke Guthrie T51	70-67-73-71 281	18.00	13,497.60
Davis Love III T18	66-70-71-69 276	49.00	64,600.00	Brad Fritsch T56	68-73-68-73 282	12.00	12,654.00
Mark Wilson T18	70-71-66-69 276	49.00	64,600.00	George Coetzee T56	71-67-75-69 282	0.00	12,654.00
Brendon Todd T18	69-71-66-70 276	49.00	64,600.00	Stephen Ames T56	70-68-73-71 282	12.00	12,654.00
Roberto Castro T18	68-69-67-72 276	49.00	64,600.00	Tim Petrovic T56	67-72-72-71 282	12.00	12,654.00
Gary Woodland T18	69-72-71-64 276	49.00	64,600.00	David Toms T56	67-71-70-74 282	12.00	12,654.00
Doug LaBelle II T18	70-66-70-70 276	49.00	64,600.00	Steve Flesch T56	69-72-69-72 282	12.00	12,654.00
Ben Crane T18	69-68-68-71 276	49.00	64,600.00	Jerry Kelly T56	69-71-68-74 282	12.00	12,654.00
David Hearn T18	69-71-67-69 276	49.00	64,600.00	Bob Estes T63	68-69-69-77 283	7.00	12,084.00
Jason Bohn T18	67-70-71-68 276	49.00	64,600.00	John Merrick T63	69-71-66-77 283	7.00	12,084.00
Boo Weekley T27	68-69-70-70 277	40.50	37,940.63	Ben Kohles T63	71-70-72-70 283	7.00	12,084.00
Chez Reavie T27	69-68-69-71 277	40.50	37,940.63	Nathan Green T66	66-75-74-69 284	3.00	11,628.00
Kevin Stadler T27	69-70-67-71 277	40.50	37,940.62	D.J. Trahan T66	69-69-75-71 284	3.00	11,628.00
Nicholas Thompson T27	67-69-66-75 277	40.50	37,940.62	Jeff Maggert T66	69-71-72-72 284	3.00	11,628.00
Tag Ridings T27	70-71-67-69 277	40.50	37,940.63	Arjun Atwal T66	71-68-73-72 284	3.00	11,628.00
Billy Mayfair T27	68-70-68-71 277	40.50	37,940.62	Vaughn Taylor T66	72-67-68-77 284	3.00	11,628.00
Brandt Jobe T27	69-71-66-71 277	40.50	37,940.62	Kevin Sutherland T71	70-71-73-71 285	0.96	11,172.00
Russell Henley T27	68-73-70-66 277	40.50	37,940.63	Lee Williams T71	72-69-72-72 285	0.96	11,172.00
Paul Haley II T35	67-68-70-73 278	34.50	28,713.75	Andres Gonzales T71	71-68-72-74 285	0.96	11,172.00
Eric Meierdierks T35	68-69-66-75 278	34.50	28,713.75	Russell Knox 74	70-68-76-72 286	0.92	10,944.00
Brian Davis T35	69-71-69-69 278	34.50	28,713.75	Jeff Overton T75	69-72-71-75 287	0.89	10,773.00
Peter Hanson T35	67-71-68-72 278	34.50	28,713.75	Chad Campbell T75	70-71-73-73 287	0.89	10,773.00
Charles Howell III T39	71-67-68-73 279	28.50	21,660.00	John Daly 77	71-69-76-74 290	0.86	10,602.00

2014 FedEx St. Jude Classic

TPC Southwind, Memphis, TN Purse: \$5,800,000

Par/Yards: 35-35-70/7,239 June 5-8, 2014

LEADERS	First Round	Second Round	Third Round
	Ben Crane 63 (-7)	Ben Crane 128 (-12)	Ben Crane 197 (-13)
	Zach Johnson.....64 (-6)	Retief Goosen.....132 (-8)	Troy Merritt.....200 (-10)
	Stuart Appleby.....65 (-5)	Camilo Villegas.....132 (-8)	Brian Harman.....201 (-9)
	Kevin Kisner.....65 (-5)	Peter Malnati.....133 (-7)	Matt Every.....202 (-8)
	Davis Love III.....65 (-5)	Troy Merritt.....133 (-7)	Phil Mickelson.....202 (-8)
	Peter Malnati.....65 (-5)	Brian Harman.....134 (-6)	Billy Horschel.....203 (-7)
		Carl Pettersson.....134 (-6)	Peter Malnati.....203 (-7)
			Carl Pettersson.....203 (-7)
			Andrew Svoboda.....203 (-7)
			Camilo Villegas.....203 (-7)

CUT: 141

WEATHER: Thursday: Due to inclement weather Thursday, the first round was suspended at 1:15 p.m. CT until 4:45 p.m. CT, a span of three and a half hours. Due to darkness, play was suspended for the day at 8:12 p.m. 60 players were back in position at 7:02 a.m. Friday morning to complete their first round. The second round began at 7:40 a.m. on Friday. Friday: Due to inclement weather Friday, the second round was suspended twice – the first suspension came at 1:03 p.m. CT until 2:02 p.m. CT, a span of 59 minutes and again at 2:15 p.m. CT until 4:50 p.m. CT when play was suspended for the day. The second round was scheduled to resume at 7 a.m. CT on Saturday, but due to fog, it was delayed until 8 a.m. Only 32 players finished their second round on Friday. Saturday: The third round was suspended at 6:49 p.m. CT on Saturday, June 7 due to impending weather and resumed at 7:02 a.m. on Sunday. Sunday: Partly cloudy, with a high of 80 degrees. Winds N 5-10 mph. Due to the threat of inclement weather, players were not re-paired from the third to final round. Final round tee times were between 8:20 a.m. and 10:10 a.m. CT.



Winner: Ben Crane

63-65-69-73 270

\$1,044,000.00

BEN CRANE..... 1	63-65-69-73 270	500.00	\$1,044,000.00	William McGirt..... T32	73-66-74-66 279	34.00	\$28,841.82
Troy Merritt..... 2	67-66-67-71 271	300.00	626,400.00	Cameron Tringale..... T32	68-70-70-71 279	34.00	28,841.82
Carl Pettersson..... T3	67-67-69-69 272	145.00	301,600.00	Heath Slocum..... T32	69-70-70-70 279	34.00	28,841.82
Matt Every..... T3	69-68-65-70 272	145.00	301,600.00	Ben Curtis..... T32	70-69-71-69 279	34.00	28,841.82
Webb Simpson..... T3	71-66-69-66 272	145.00	301,600.00	Retief Goosen..... T32	66-66-75-72 279	34.00	28,841.81
Billy Horschel..... T6	67-68-68-70 273	86.00	181,540.00	Ryan Palmer..... T32	67-72-72-68 279	34.00	28,841.82
Andrew Svoboda..... T6	69-66-68-70 273	86.00	181,540.00	Sean O'Hair..... T43	69-70-70-71 280	27.00	20,300.00
Brian Harman..... T6	69-65-67-72 273	86.00	181,540.00	Davis Love III..... T43	65-70-71-74 280	27.00	20,300.00
James Hahn..... T6	69-70-67-67 273	86.00	181,540.00	Luke Guthrie..... T43	67-72-70-71 280	27.00	20,300.00
Ian Poulter..... T6	69-68-72-64 273	86.00	181,540.00	Chad Campbell..... T46	70-68-71-72 281	23.50	16,443.00
Phil Mickelson..... T11	67-68-67-72 274	67.50	139,200.00	Robert Streb..... T46	70-70-72-69 281	23.50	16,443.00
Camilo Villegas..... T11	68-64-71-71 274	67.50	139,200.00	Boo Weekley..... T46	69-70-70-72 281	23.50	16,443.00
Ted Potter, Jr..... T13	68-67-70-70 275	55.83	102,466.66	Gonzalo Fernandez-Castaño T46	67-70-71-73 281	23.50	16,443.00
Ben Martin..... T13	69-67-74-65 275	55.83	102,466.67	Kevin Kisner..... T50	65-72-70-75 282	20.00	14,268.00
Rickie Fowler..... T13	70-68-68-69 275	55.83	102,466.67	Ryuji Imada..... T50	71-69-71-71 282	20.00	14,268.00
Austin Cook..... T13	67-73-65-70 275	0.00	102,466.66	John Rollins..... T50	70-69-69-74 282	20.00	14,268.00
J.J. Henry..... T13	66-70-71-68 275	55.83	102,466.67	Stuart Appleby..... T53	65-74-72-72 283	15.00	13,240.57
Chesson Hadley..... T13	67-69-72-67 275	55.83	102,466.67	Zach Johnson..... T53	64-74-74-71 283	15.00	13,240.58
John Peterson..... T19	69-68-73-66 276	50.00	70,296.00	Stewart Cink..... T53	70-66-75-72 283	15.00	13,240.57
Brooks Koepka..... T19	67-70-72-67 276	0.00	70,296.00	Woody Austin..... T53	68-71-72-72 283	15.00	13,240.57
Tim Clark..... T19	68-69-67-72 276	50.00	70,296.00	Miguel Angel Carballo... T53	68-70-74-71 283	15.00	13,240.57
Willy Wilcox..... T19	70-67-68-71 276	50.00	70,296.00	Benjamin Alvarado..... T53	68-72-70-73 283	15.00	13,240.57
Peter Malnati..... T19	65-68-70-73 276	50.00	70,296.00	Jeff Overton..... T53	68-71-72-72 283	15.00	13,240.57
Dustin Johnson..... T24	68-67-75-67 277	45.50	49,445.00	Martin Laird..... T60	70-67-76-71 284	10.00	12,644.00
Paul Casey..... T24	70-67-70-70 277	45.50	49,445.00	Greg Owen..... T60	70-70-70-74 284	10.00	12,644.00
Graeme McDowell..... T24	69-68-70-70 277	45.50	49,445.00	Freddie Jacobson..... T60	67-71-73-73 284	10.00	12,644.00
Jason Bohm..... T24	67-68-70-72 277	45.50	49,445.00	John Merrick..... T63	70-68-77-70 285	7.50	12,354.00
George McNeill..... T28	69-69-73-67 278	41.50	40,310.00	Shawn Stefani..... T63	70-67-74-74 285	7.50	12,354.00
Charles Howell III..... T28	71-68-71-68 278	41.50	40,310.00	Martin Flores..... T65	70-70-75-71 286	5.00	12,064.00
Charlie Wi..... T28	68-71-69-70 278	41.50	40,310.00	Padraig Harrington..... T65	68-67-79-72 286	5.00	12,064.00
Steve Marino..... T28	69-70-68-71 278	41.50	40,310.00	Jerry Kelly..... T65	71-67-73-75 286	5.00	12,064.00
Tim Wilkinson..... T32	68-68-70-73 279	34.00	28,841.82	Josh Teater..... 68	72-67-75-73 287	3.00	11,832.00
Jhonattan Vegas..... T32	69-70-70-70 279	34.00	28,841.82	David Lingmerth..... T69	77-63-71-77 288	1.50	11,658.00
Scott Stallings..... T32	68-72-68-71 279	34.00	28,841.81	Justin Leonard..... T69	68-71-74-75 288	1.50	11,658.00
Tommy Gainey..... T32	69-68-70-72 279	34.00	28,841.82	John Daly..... 71	72-67-76-76 291	0.98	11,484.00
Danny Lee..... T32	72-67-67-73 279	34.00	28,841.82				

2015 FedEx St. Jude Classic

TPC Southwind, Memphis, TN Purse: \$6,000,000

Par/Yards: 35-35-70/7,239 June 11-14, 2015

LEADERS	First Round	Second Round	Third Round
	Brooks Koepka.....64 (-6)	Brooks Koepka.....131 (-9)	Fabián Gómez.....201 (-9)
	Greg Owen.....64 (-6)	Austin Cook.....132 (-8)	Greg Owen.....201 (-9)
	Ryan Palmer.....64 (-6)	Steven Alker.....133 (-7)	Scott Brown.....202 (-8)
	Steven Alker.....65 (-5)	Scott Brown.....134 (-6)	Brooks Koepka.....202 (-8)
	Scott Brown.....65 (-5)	Tom Gillis.....134 (-6)	Austin Cook.....204 (-6)
	Brian Davis.....65 (-5)	Fabián Gómez.....134 (-6)	Matt Jones.....204 (-6)
	Richard Sterne.....65 (-5)	Tom Hoge.....134 (-6)	
	Fabián Gómez.....66 (-4)	Russel Knox.....134 (-6)	
		Greg Owen.....134 (-6)	
		Chris Smith.....134 (-6)	



CUT: 142

WEATHER: Thursday: Partly cloudy, with high of 91 degrees. Winds SSW 10-15 mph. Friday: Partly cloudy, with a high of 90 degrees. Winds SSW 10-20 mph. Saturday: Partly cloudy, with a high of 90 degrees. Winds SSW 10-20 mph. Sunday: Partly cloudy, with a high of 89 degrees. Winds S 8-14 mph.

Winner: Fabian Gomez

66-68-67-66 267

\$1,080,000.00

FABIÁN GÓMEZ.....	1	66-68-67-66 267	500.00	\$1,080,000.00					
Greg Owen.....	2	64-70-67-70 271	300.00	648,000.00	Brendon de Jonge.....	T37	71-70-66-71 278	33.00	\$28,200.00
Matt Jones.....	T3	69-67-68-68 272	125.00	270,600.00	Carl Pettersson.....	T40	72-69-68-70 279	29.00	23,400.00
Phil Mickelson.....	T3	68-69-70-65 272	125.00	270,600.00	Arjun Atwal.....	T40	72-65-68-74 279	29.00	23,400.00
Seung-Yul Noh.....	T3	69-72-66-65 272	125.00	270,600.00	John Merrick.....	T40	69-68-70-72 279	29.00	23,400.00
Michael Thompson.....	T3	69-69-68-66 272	125.00	270,600.00	Roberto Castro.....	T40	69-70-74-66 279	29.00	23,400.00
Brooks Koepka.....	T3	64-67-71-70 272	125.00	270,600.00	Alex Prugh.....	T40	66-74-70-69 279	29.00	23,400.00
Russell Knox.....	T8	70-64-73-66 273	77.50	168,000.00	Harris English.....	T45	69-67-75-69 280	22.50	16,817.15
Billy Horschel.....	T8	71-67-70-65 273	77.50	168,000.00	Mark Hubbard.....	T45	72-68-70-70 280	22.50	16,817.14
Boo Weekley.....	T8	67-70-71-65 273	77.50	168,000.00	Whee Kim.....	T45	73-68-70-69 280	22.50	16,817.14
Chad Campbell.....	T8	69-66-70-68 273	77.50	168,000.00	Tim Wilkinson.....	T45	70-70-65-75 280	22.50	16,817.14
Chris Smith.....	T12	67-67-71-69 274	57.83	114,000.00	Chad Collins.....	T45	71-66-75-68 280	22.50	16,817.15
Chez Reavie.....	T12	70-70-66-68 274	57.83	114,000.00	David Hearn.....	T45	71-68-71-70 280	22.50	16,817.14
Colt Knost.....	T12	72-64-72-66 274	57.83	114,000.00	Eric Axley.....	T45	70-69-72-69 280	22.50	16,817.14
Scott Brown.....	T12	65-69-68-72 274	57.83	114,000.00	Bryson DeChambeau.....	T45	69-71-68-72 280	0.00	0.00
Willy Wilcox.....	T12	68-72-69-65 274	57.83	114,000.00	Tom Gillis.....	T53	66-68-73-74 281	16.00	13,992.00
Tom Hoge.....	T12	69-65-71-69 274	57.83	114,000.00	Jon Curran.....	T53	70-71-72-68 281	16.00	13,992.00
Billy Hurlley III.....	T18	72-66-70-67 275	51.50	81,000.00	Zack Sucher.....	T53	68-72-70-71 281	16.00	13,992.00
Camilo Villegas.....	T18	71-68-66-70 275	51.50	81,000.00	Lucas Glover.....	T53	67-72-70-72 281	16.00	13,992.00
Cameron Percy.....	T18	69-69-71-66 275	51.50	81,000.00	Nick Watney.....	T53	69-71-68-73 281	16.00	13,992.00
Vaughn Taylor.....	T18	67-74-68-66 275	51.50	81,000.00	Martin Laird.....	T58	68-71-73-70 282	11.50	13,380.00
Steven Bowditch.....	T22	69-71-70-66 276	46.00	54,085.72	Zac Blair.....	T58	69-70-72-71 282	11.50	13,380.00
Alex Cejka.....	T22	71-68-69-68 276	46.00	54,085.72	Brian Davis.....	T58	65-72-76-69 282	11.50	13,380.00
Steven Alker.....	T22	65-68-74-69 276	46.00	54,085.72	John Rollins.....	T58	67-70-75-70 282	11.50	13,380.00
Ryan Palmer.....	T22	64-71-70-71 276	46.00	54,085.71	David Toms.....	T62	70-66-69-78 283	8.50	13,020.00
Spencer Levin.....	T22	67-68-72-69 276	46.00	54,085.71	Kyle Stanley.....	T62	69-71-75-68 283	8.50	13,020.00
Austin Cook.....	T22	68-64-72-72 276	0.00	54,085.71	Jason Kokrak.....	T64	69-71-72-72 284	6.50	12,780.00
Kevin Chappell.....	T22	71-64-71-70 276	46.00	54,085.71	Robert Allenby.....	T64	71-70-68-75 284	6.50	12,780.00
Hudson Swafford.....	T29	71-68-68-70 277	38.50	36,525.00	Max Homa.....	66	68-70-68-79 285	5.00	12,600.00
Patrick Rodgers.....	T29	70-69-69-69 277	0.00	36,525.00	Harrison Frazar.....	67	70-69-81-66 286	4.00	12,480.00
Tyrone Van Aswegen.....	T29	69-69-70-69 277	38.50	36,525.00	Charlie Beljan.....	68	74-66-73-74 287	3.00	12,360.00
Ken Duke.....	T29	68-71-72-66 277	38.50	36,525.00	Jim Renner.....	T69	69-70-76-73 288	1.24	12,060.00
George McNeill.....	T29	71-67-70-69 277	38.50	36,525.00	Tommy Gainey.....	T69	66-74-74-74 288	1.24	12,060.00
Jason Bohn.....	T29	70-71-69-67 277	38.50	36,525.00	Mark Wilson.....	T69	67-69-74-78 288	1.24	12,060.00
Luke Donald.....	T29	69-68-72-68 277	38.50	36,525.00	Heath Slocum.....	T69	68-72-72-76 288	1.24	12,060.00
Jason Gore.....	T29	71-65-71-70 277	38.50	36,525.00	Oscar Fraustro.....	73	69-72-71-78 290	0.94	11,760.00
Stewart Cink.....	T37	68-70-69-71 278	33.00	28,200.00	Brian Stuard.....	74	68-70-76-77 291	0.92	11,640.00
Ben Crane.....	T37	66-70-74-68 278	33.00	28,200.00	Aaron Baddeley.....	75	71-70-77-76 294	0.90	11,520.00

2016 FedEx St. Jude Classic

TPC Southwind, Memphis, TN Purse: \$6,200,000

Par/Yards: 35-35-70/7,244 June 9-12, 2016

LEADERS	First Round	Second Round	Third Round
	Tom Hoge.....65 (-5)	Daniel Berger.....131 (-9)	Daniel Berger.....200 (-10)
	Seung-Yul Noh.....65 (-5)	Tom Hoge.....134 (-6)	Phil Mickelson.....203 (-7)
	Shawn Stefani.....65 (-5)	Dustin Johnson.....135 (-5)	D.A. Points.....203 (-7)
	Miguel Angel Carballo.....66 (-4)	Brooks Koepka.....135 (-5)	Steve Stricker.....203 (-7)
	Jamie Donaldson.....66 (-4)	Phil Mickelson.....135 (-5)	Colt Knost.....204 (-6)
	Brian Gay.....66 (-4)		Brooks Koepka.....204 (-6)
	Dustin Johnson.....66 (-4)		Seung-Yul Noh.....204 (-6)
	Colt Knost.....66 (-4)		
	Steve Stricker.....66 (-4)		
	Daniel Berger.....67 (-3)		



CUT: 142

WEATHER: Thursday: Mostly sunny skies, with a high of 88 degrees. Winds E/SE at 5-10 mph. Friday: Mostly sunny skies, with a high of 92 degrees. Winds S/SE at 5-10 mph. Saturday: Mostly sunny skies, with a high of 92 degrees. Winds S/SE at 5-10 mph. Sunday: Mostly cloudy, with a high of 92 degrees. Wind W/SW at 5-10 mph. Due to a dangerous weather situation, play was suspended from 1:00 p.m. CT until 4:03 p.m. CT.

Winner: Daniel Berger

67-64-69-67 267

\$1,116,000.00

DANIEL BERGER.....	1	67-64-69-67 267	500.00	\$1,116,000.00		
Phil Mickelson.....	T2	70-65-68-67 270	208.33	462,933.33	Chad Campbell.....	T34 68-69-74-69 280 34.00 \$30,645.72
Steve Stricker.....	T2	66-71-66-67 270	208.33	462,933.33	John Rollins.....	T34 72-69-69-70 280 34.00 30,645.72
Brooks Koepka.....	T2	70-65-69-66 270	208.33	462,933.34	Tom Hoge.....	T34 65-69-74-72 280 34.00 30,645.71
Dustin Johnson.....	5	66-69-73-63 271	110.00	248,000.00	Vaughn Taylor.....	T41 68-70-70-73 281 26.00 20,556.44
Brian Gay.....	6	66-70-70-66 272	100.00	223,200.00	Ben Crane.....	T41 68-70-69-74 281 26.00 20,556.44
Seung-Yul Noh.....	T7	65-72-67-69 273	87.50	199,950.00	Charlie Wi.....	T41 70-68-73-70 281 26.00 20,556.45
Russell Henley.....	T7	68-68-70-67 273	87.50	199,950.00	Cameron Percy.....	T41 69-67-75-70 281 26.00 20,556.45
Shawn Stefani.....	T9	65-71-73-65 274	75.00	167,400.00	Andrew Landry.....	T41 70-71-70-70 281 26.00 20,556.44
Brett Stegmaier.....	T9	67-69-69-69 274	75.00	167,400.00	David Hearn.....	T41 71-69-71-70 281 26.00 20,556.45
Ken Duke.....	T9	70-66-70-68 274	75.00	167,400.00	Scott Stallings.....	T41 67-72-72-70 281 26.00 20,556.45
Retief Goosen.....	T12	67-70-71-67 275	59.50	125,550.00	Steve Wheatcroft.....	T41 71-69-69-72 281 26.00 20,556.44
Freddie Jacobson.....	T12	72-66-70-67 275	59.50	125,550.00	Rob Oppenheim.....	T41 72-65-71-73 281 26.00 20,556.44
Boo Weekley.....	T12	70-69-66-70 275	59.50	125,550.00	Luke List.....	T50 70-71-71-70 282 20.50 15,438.00
Luke Guthrie.....	T12	68-72-69-66 275	59.50	125,550.00	Robert Garrigus.....	T50 70-69-76-67 282 20.50 15,438.00
Harold Varner III.....	T16	71-69-69-67 276	54.50	102,300.00	Arjun Atwal.....	T52 72-68-71-72 283 16.50 14,384.00
Michael Kim.....	T16	69-70-69-68 276	54.50	102,300.00	Will MacKenzie.....	T52 70-66-73-74 283 16.50 14,384.00
Abraham Ancer.....	T18	71-68-69-69 277	49.50	72,850.00	Michael Bradley.....	T52 73-68-70-72 283 16.50 14,384.00
Wes Roach.....	T18	67-70-73-67 277	49.50	72,850.00	Justin Leonard.....	T52 67-72-71-73 283 16.50 14,384.00
Colt Knost.....	T18	66-71-67-73 277	49.50	72,850.00	Billy Hurley III.....	T52 69-71-71-72 283 16.50 14,384.00
Chad Collins.....	T18	72-66-74-65 277	49.50	72,850.00	Miguel Angel Carballo....	T52 66-75-75-67 283 16.50 14,384.00
John Merrick.....	T18	68-70-67-72 277	49.50	72,850.00	Camilo Villegas.....	T58 73-66-72-73 284 11.50 13,702.00
Tyrone Van Aswegen.....	T18	70-68-70-69 277	49.50	72,850.00	Lucas Lee.....	T58 74-67-73-70 284 11.50 13,702.00
Bronson Burgoon.....	T18	72-66-71-68 277	49.50	72,850.00	Eric Axley.....	T58 69-68-74-73 284 11.50 13,702.00
D.A. Points.....	T18	71-68-64-74 277	49.50	72,850.00	Wesley Bryan.....	T58 70-66-78-70 284 0.00 13,702.00
David Toms.....	T26	70-69-68-71 278	42.50	44,950.00	Stuart Appleby.....	T62 68-71-72-74 285 8.00 13,268.00
Charles Howell III.....	T26	72-69-68-69 278	42.50	44,950.00	Erik Compton.....	T62 71-70-73-71 285 8.00 13,268.00
Jamie Donaldson.....	T26	66-74-69-69 278	42.50	44,950.00	Wes Homan.....	T62 72-68-77-68 285 0.00 13,268.00
Matt Jones.....	T26	70-69-69-70 278	42.50	44,950.00	Henrik Norlander.....	T65 67-74-76-69 286 5.00 12,896.00
Harris English.....	T26	69-69-67-73 278	42.50	44,950.00	Stewart Cink.....	T65 75-66-73-72 286 5.00 12,896.00
Jon Curran.....	T26	70-70-68-70 278	42.50	44,950.00	Zac Blair.....	T65 70-71-69-76 286 5.00 12,896.00
Alex Prugh.....	T32	70-70-66-73 279	38.50	37,510.00	Ryan Palmer.....	T68 71-68-73-75 287 2.50 12,586.00
Johnson Wagner.....	T32	74-66-68-71 279	38.50	37,510.00	Troy Merritt.....	T68 72-69-70-76 287 2.50 12,586.00
Sam Saunders.....	T34	69-68-72-71 280	34.00	30,645.72	Steven Bowditch.....	T70 70-70-76-72 288 0.98 12,276.00
Hudson Swafford.....	T34	70-66-72-72 280	34.00	30,645.71	Carl Petterson.....	T70 71-67-76-74 288 0.98 12,276.00
Whee Kim.....	T34	69-72-68-71 280	34.00	30,645.71	Justin Hicks.....	T70 69-71-78-70 288 0.98 12,276.00
Francesco Molinari.....	T34	68-70-70-72 280	34.00	30,645.71	Brian Stuard.....	73 67-73-75-75 290 0.94 12,028.00

2017 FedEx St. Jude Classic

TPC Southwind, Memphis, TN Purse: \$6,400,000

Par/Yards: 35-35-70/7,244 June 8-11, 2017

LEADERS		First Round	Second Round	Third Round		
	Scott Brown.....	64 (-6)	Sebastián Muñoz.....	131 (-9)	Rafa Cabrera Bello.....	201 (-9)
	Stewart Cink.....	64 (-6)	Chez Reavie.....	131 (-9)	Stewart Cink.....	201 (-9)
	Matt Every.....	64 (-6)	Charl Schwartzel.....	131 (-9)	Ben Crane.....	201 (-9)
	Sebastián Muñoz.....	64 (-6)	Stewart Cink.....	132 (-8)	Chad Campbell.....	202 (-8)
	Matt Jones.....	65 (-5)	Ben Crane.....	133 (-7)	Luke List.....	202 (-8)
	Charl Schwartzel.....	65 (-5)	Matt Every.....	134 (-6)	Kevin Chappell.....	203 (-7)
	Daniel Berger.....	70 (E)	Retief Goosen.....	134 (-6)	Matt Jones.....	203 (-7)
			Matt Jones.....	134 (-6)	Chez Reavie.....	203 (-7)
			Trey Mullinax.....	134 (-6)	Daniel Berger.....	202 (-6)
			Seamus Power.....	134 (-6)		
			Daniel Berger.....	138 (-2)		



CUT: 142

WEATHER: Thursday: Clear skies in the morning, partly cloudy in the afternoon with a high of 80. Wind NNE 5-10 mph. Friday: Mostly clear skies with a high of 84. Wind SSW 3-7 mph. Saturday: Mostly sunny with a high of 88. Wind SSW 8-12 mph with gusts of 15 mph. Sunday: Mostly sunny with a high of 89. Winds S 8-12 mph.

Winner: Daniel Berger

70-68-66-66 270

\$1,152,000.00

DANIEL BERGER.....	1	70-68-66-66 270	500.00	\$1,152,000.00	Michael Putnam.....	T37	73-66-71-69 279	14.55	\$26,912.00
Whee Kim.....	T2	69-66-69-67 271	245.00	563,200.00	Spencer Levin.....	T37	68-69-74-68 279	14.55	26,912.00
Charl Schwartzel.....	T2	65-66-74-66 271	245.00	563,200.00	Scott Stallings.....	T37	68-73-65-73 279	14.55	26,912.00
Chez Reavie.....	T4	66-65-72-69 272	104.00	252,000.00	Retief Goosen.....	T47	66-68-70-76 280	9.00	17,740.80
Rafa Cabrera Bello.....	T4	70-66-65-71 272	104.00	252,000.00	Ryan Armour.....	T47	73-67-70-70 280	9.00	17,740.80
Billy Horschel.....	T4	72-66-70-64 272	104.00	252,000.00	K.J. Choi.....	T47	72-69-70-69 280	9.00	17,740.80
Kevin Chappell.....	T4	68-67-68-69 272	104.00	252,000.00	Danny Lee.....	T47	71-70-69-70 280	9.00	17,740.80
Braden Thornberry.....	T4	71-69-67-65 272	0.00	0.00	Mark Hubbard.....	T47	68-72-70-70 280	9.00	17,740.80
Phil Mickelson.....	9	69-67-69-68 273	80.00	198,400.00	Zac Blair.....	T52	74-67-70-70 281	6.13	14,896.00
Chad Campbell.....	T10	67-69-66-72 274	60.75	143,200.00	Willy Wilcox.....	T52	71-68-69-73 281	6.13	14,896.00
Stewart Cink.....	T10	64-68-69-73 274	60.75	143,200.00	Scott Brown.....	T52	64-72-73-72 281	6.13	14,896.00
Ben Crane.....	T10	68-65-68-73 274	60.75	143,200.00	J.B. Holmes.....	T52	74-64-71-72 281	6.13	14,896.00
David Hearn.....	T10	70-67-67-70 274	60.75	143,200.00	Will MacKenzie.....	T52	74-66-71-70 281	6.13	14,896.00
Steve Wheatcroft.....	T10	68-69-69-68 274	60.75	143,200.00	Alex Cejka.....	T52	69-70-71-71 281	6.13	14,896.00
Adam Scott.....	T10	71-64-71-68 274	60.75	143,200.00	Greg Owen.....	T52	71-68-73-69 281	6.13	14,896.00
Harris English.....	T10	67-72-70-65 274	60.75	143,200.00	Xander Schauffele.....	T52	69-69-70-73 281	6.13	14,896.00
Dominic Bozzelli.....	T10	69-67-69-69 274	60.75	143,200.00	Sebastián Muñoz.....	T60	64-67-75-76 282	4.60	13,952.00
Grayson Murray.....	T18	67-72-69-67 275	44.00	86,613.34	Ernie Els.....	T60	68-69-74-71 282	4.60	13,952.00
Trey Mullinax.....	T18	68-66-72-69 275	44.00	86,613.34	Michael Thompson.....	T60	70-70-70-72 282	4.60	13,952.00
Fabián Gómez.....	T18	69-69-67-70 275	44.00	86,613.33	Brett Drewitt.....	T60	71-65-72-74 282	4.60	13,952.00
Matt Jones.....	T18	65-69-69-72 275	44.00	86,613.33	Ben Martin.....	T60	70-71-70-71 282	4.60	13,952.00
Luke List.....	T18	70-66-66-73 275	44.00	86,613.33	Roberto Castro.....	T65	71-70-69-73 283	3.90	13,504.00
Joel Dahmen.....	T18	70-66-69-70 275	44.00	86,613.33	Chris Stroud.....	T65	68-67-73-75 283	3.90	13,504.00
Francesco Molinari.....	T24	72-66-68-70 276	35.50	61,440.00	John Huh.....	67	67-70-70-77 284	3.60	13,312.00
Julián Etulain.....	T24	74-67-68-67 276	35.50	61,440.00	Nick Watney.....	T68	70-69-73-73 285	3.20	13,056.00
Derek Fathauer.....	T24	70-65-70-71 276	35.50	61,440.00	Tag Ridings.....	T68	71-68-71-75 285	3.20	13,056.00
Kyle Stanley.....	T27	72-66-67-72 277	30.25	48,320.00	Steven Alker.....	T68	70-69-71-75 285	3.20	13,056.00
Seamus Power.....	T27	69-65-72-71 277	30.25	48,320.00	Rick Lamb.....	71	68-67-77-77 289	2.90	12,800.00
Matt Every.....	T27	64-70-71-72 277	30.25	48,320.00	Peter Malnati.....	T72	67-73-73 213	2.55	12,352.00
Graeme McDowell.....	T27	69-69-71-68 277	30.25	48,320.00	Martin Flores.....	T72	69-72-72 213	2.55	12,352.00
Ian Poulter.....	T31	69-70-68-71 278	23.00	38,880.00	Chris Kirk.....	T72	71-70-72 213	2.55	12,352.00
Tyrone Van Aswegen.....	T31	73-67-65-73 278	23.00	38,880.00	Bobby Gates.....	T72	70-66-77 213	2.55	12,352.00
Kyle Reifers.....	T31	68-68-73-69 278	23.00	38,880.00	Vijay Singh.....	T72	70-71-72 213	2.55	12,352.00
Kevin Tway.....	T31	69-69-68-72 278	23.00	38,880.00	Chip Deason.....	T72	72-69-72 213	0.00	12,352.00
Robert Streb.....	T31	72-67-67-72 278	23.00	38,880.00	Gonzalo Fernandez-Castaño.....	T78	73-68-73 214	2.15	11,840.00
Brandon Hagy.....	T31	69-68-70-71 278	23.00	38,880.00	Peter Uihlein.....	T78	68-73-73 214	0.00	11,840.00
Brian Campbell.....	T37	68-72-68-71 279	14.55	26,912.00	Sung Kang.....	T80	71-70-74 215	1.95	11,584.00
Russell Knox.....	T37	71-69-72-67 279	14.55	26,912.00	Ryan Palmer.....	T80	69-71-75 215	1.95	11,584.00
Cameron Tringale.....	T37	69-69-69-72 279	14.55	26,912.00	Hunter Mahan.....	T82	71-68-77 216	1.70	11,264.00
Brooks Koepka.....	T37	69-66-71-73 279	14.55	26,912.00	Brian Stuard.....	T82	69-69-78 216	1.70	11,264.00
Seung-Yul Noh.....	T37	73-67-68-71 279	14.55	26,912.00	John Peterson.....	T82	71-68-77 216	1.70	11,264.00
Andres Gonzales.....	T37	72-69-69-69 279	14.55	26,912.00	Max Homa.....	85	72-68-77 217	1.50	11,008.00
Ryan Brehm.....	T37	70-71-70-68 279	14.55	26,912.00	Jonathan Randolph.....	86	68-73-79 220	1.45	10,880.00

2018 FedEx St. Jude Classic

TPC Southwind, Memphis, TN Purse: \$6,600,000

Par/Yards: 35-35-70/7,238 June 7-10, 2018

LEADERS	First Round	Second Round	Third Round
	Seamus Power..... 65 (-5)	Dustin Johnson..... 130 (-10)	Dustin Johnson..... 195 (-15)
	Stuart Appleby..... 66 (-4)	Ryan Blaum..... 131 (-9)	Andrew Putnam..... 195 (-15)
	Wesley Bryan..... 66 (-4)	Andrew Putnam..... 131 (-9)	Stewart Cink..... 200 (-10)
	Fabian Gomez..... 66 (-4)	Wesley Bryan..... 132 (-8)	Wesley Bryan..... 201 (-9)
	Brandon Harkins..... 66 (-4)	C.T. Pan..... 132 (-8)	Richy Werenski..... 201 (-9)
	Mackenzie Hughes..... 66 (-4)	Brandt Snedeker..... 133 (-7)	Chez Reavie..... 202 (-8)
	Michael Kim..... 66 (-4)	Seamus Power..... 134 (-6)	Trey Mullinax..... 203 (-7)
	Chris Kirk..... 66 (-4)	Chez Reavie..... 134 (-6)	C.T. Pan..... 203 (-7)
	Brooks Koepka..... 66 (-4)		Brandt Snedeker..... 203 (-7)
	Troy Merrit..... 66 (-4)		
	Phil Mickelson..... 66 (-4)		
	Steve Stricker..... 66 (-4)		
	Dustin Johnson..... 67 (-3)		



CUT: 141

WEATHER: Thursday: Sunny, with a high of 91. Wind SE 4-8 mph. Friday: Partly cloudy, with a high of 93. Wind S 5-10 mph. Saturday: Partly cloudy, with a high of 93. Wind SW 6-12 mph. Sunday: Sunny, with a high of 93. Wind SW 8-15 mph.

Winner: Dustin Johnson


67-63-65-66 261

\$1,188,000.00

DUSTIN JOHNSON..... 1	67-63-65-66 261	500.00	\$1,188,000.00	Brandon Harkins..... T37	66-72-71-69 278	16.50	\$30,415.00
Andrew Putnam..... 2	67-64-64-72 267	300.00	712,800.00	Keith Mitchell..... T37	69-69-71-69 278	16.50	30,415.00
J.B. Holmes..... 3	69-67-68-67 271	190.00	448,800.00	Tyler Duncan..... T37	69-69-70-70 278	16.50	30,415.00
Stewart Cink..... T4	68-68-64-72 272	122.50	290,400.00	Nate Lashley..... T37	69-71-66-72 278	16.50	30,415.00
Richy Werenski..... T4	68-67-66-71 272	122.50	290,400.00	Aaron Baddeley..... T37	70-70-67-71 278	16.50	30,415.00
Trey Mullinax..... T6	69-69-65-70 273	83.33	199,650.00	Tim Herron..... T37	71-69-73-65 278	16.50	30,415.00
Retief Goosen..... T6	67-72-68-66 273	83.33	199,650.00	Scottie Scheffler..... T43	71-68-68-72 279	0.00	25,080.00
Brandt Snedeker..... T6	71-62-70-70 273	83.33	199,650.00	Peter Uihlein..... T43	69-68-70-72 279	12.50	25,080.00
Chez Reavie..... T6	67-67-68-71 273	83.33	199,650.00	Fabián Gómez..... T45	66-71-74-69 280	9.75	19,954.00
Chris Kirk..... T6	66-72-66-69 273	83.33	199,650.00	James Hahn..... T45	70-70-71-69 280	9.75	19,954.00
Austin Cook..... T6	69-70-69-65 273	83.33	199,650.00	Zac Blair..... T45	72-67-69-72 280	9.75	19,954.00
Troy Merritt..... T12	66-69-72-67 274	56.83	125,400.00	John Peterson..... T45	68-69-74-69 280	9.75	19,954.00
Seamus Power..... T12	65-69-70-70 274	56.83	125,400.00	Ken Duke..... T45	72-66-67-75 280	9.75	19,954.00
Brian Gay..... T12	69-70-67-68 274	56.83	125,400.00	Chad Campbell..... T45	68-71-69-72 280	9.75	19,954.00
Stuart Appleby..... T12	66-70-69-69 274	56.83	125,400.00	Matt Jones..... T51	67-70-71-73 281	7.00	15,919.20
Phil Mickelson..... T12	66-70-73-65 274	56.83	125,400.00	Ryan Palmer..... T51	68-70-70-73 281	7.00	15,919.20
Wesley Bryan..... T12	66-66-69-73 274	56.83	125,400.00	Harold Varner III..... T51	70-69-72-70 281	7.00	15,919.20
J.T. Poston..... T18	70-68-68-69 275	42.06	77,550.00	Dominic Bozzelli..... T51	67-68-71-75 281	7.00	15,919.20
Denny McCarthy..... T18	68-67-69-71 275	42.06	77,550.00	Billy Horschel..... T51	70-70-67-74 281	7.00	15,919.20
Steve Stricker..... T18	66-70-68-71 275	42.06	77,550.00	Brice Garnett..... T56	71-68-70-73 282	5.20	14,784.00
Vaughn Taylor..... T18	71-68-68-68 275	42.06	77,550.00	Derek Fathauer..... T56	72-68-71-71 282	5.20	14,784.00
Robert Garrigus..... T18	69-71-66-69 275	42.06	77,550.00	Nicholas Lindheim..... T56	71-68-71-72 282	5.20	14,784.00
Ryan Blaum..... T18	67-64-74-70 275	42.06	77,550.00	Zecheng Dou..... T56	71-68-72-71 282	5.20	14,784.00
Cheng Tsung Pan..... T18	67-65-71-72 275	42.06	77,550.00	Luke List..... T56	69-68-73-72 282	5.20	14,784.00
Michael Kim..... T18	66-71-67-71 275	42.06	77,550.00	Padraig Harrington..... T56	68-72-71-71 282	5.20	14,784.00
Henrik Stenson..... T26	68-71-66-71 276	31.75	50,820.00	Parker McLachlin..... T56	70-70-68-74 282	5.20	14,784.00
Charles Howell III..... T26	70-69-66-71 276	31.75	50,820.00	A.J. McInerney..... T63	70-69-69-75 283	0.00	14,190.00
Cameron Percy..... T26	71-68-69-68 276	31.75	50,820.00	Grant Hirschman..... T63	68-69-72-74 283	0.00	14,190.00
Braden Thornberry..... T26	73-66-65-72 276	0.00	0.00	Conrad Shindler..... 65	70-67-72-75 284	4.00	13,992.00
Nick Taylor..... T30	70-70-71-66 277	23.71	41,061.43	Kelly Kraft..... 66	72-68-74-71 285	3.80	13,860.00
Cody Gribble..... T30	69-69-69-70 277	23.71	41,061.43	Ben Silverman..... 67	70-69-72-75 286	3.60	13,728.00
Peter Malnati..... T30	72-68-68-69 277	23.71	41,061.43	Corey Connors..... 68	68-72-71-76 287	3.40	13,596.00
Brooks Koepka..... T30	66-69-69-73 277	23.71	41,061.43	Casey Wittenberg..... 69	69-71-71-77 288	0.00	13,464.00
Scott Stallings..... T30	67-70-67-73 277	23.71	41,061.42	Grayson Murray..... T70	72-66-71-80 289	2.95	13,266.00
William McGirt..... T30	68-70-69-70 277	23.71	41,061.43	Jonathan Randolph..... T70	71-69-74-75 289	2.95	13,266.00
Shane Lowry..... T30	72-67-68-70 277	23.71	41,061.43	Charl Schwartzel..... 72	68-69-78-75 290	2.80	13,068.00


TPC Southwind Hole Descriptions

Par/Yardage: 35-35 – 70/7,237 yards



Hole 1: Par 4, 434 yards

A slight uphill dogleg to the left. Fairway bunkers on the right off the tee come into play on the tee shot. Watch out for the small, well-bunkered green.




Hole 2: Par 4, 401 yards

Dogleg right. Fairway bunkers on the left off the tee. Small green with two bunkers requires a short-iron approach.




Hole 3: Par 5, 554 yards

Almost straight-away with a lake in the middle of the fairway that comes into play on the second shot. This hole will force the golfer to decide to either lay up or go for the green on the second shot. The green is deep and narrow and guarded by water on the right and bunkers on the left.




Hole 4: Par 3, 196 yards

With water short left of the green, this hole is considered one of the most picturesque on the course. Players will hit a 5- or 6-iron depending on the wind.



Hole 5: Par 4, 485 yards

A slight dogleg to the right off the tee with a large tree on the right side of the fairway that comes into play. The left side of the fairway is lined by spectator mounds.




Hole 6: Par 4, 445 yards

Slight dogleg to the left with large spectator mounds on the left side of the fairway and fairway bunkers to the right. A long drive will require a middle-iron approach shot to a well-bunkered green.

TPC Southwind Hole Descriptions (cont.)

Par/Yardage: 35-35 – 70/7,237 yards



Hole 7: Par 4, 482 yards

Straight away with a large fairway bunker on the left. Requires a long tee shot to a large green that is heavily bunkered and set among the spectator mounds.




Hole 8: Par 3, 171 yards

Requires a short iron off the tee to a wide but narrow green with two large bunkers guarding the left side. To the right of the green is a slope that slants sharply onto the green.




Hole 9: Par 4, 457 yards

A long dogleg to the right, slightly downhill with the second shot over a lake that is front of the green. The player needs a lot of length to get in position for the approach to the green. The ideal drive is past the large tree on the right of the fairway to ensure an open shot to the green.




Hole 10: Par 4, 465 yards

A slight dogleg to the left with water possibly coming into play off the tee for a long hitter. Some players may opt to go with a 3-wood off the tee instead of a driver. The second shot is over water to a well-bunkered green accented by trees short of the green.



Hole 11: Par 3, 162 yards

A smaller version of the famous 17th at TPC Sawgrass, but with its own uniqueness. This hole requires short iron over water to an island green with a small pot bunker that guards the front edge of the green.



Hole 12: Par 4, 406 yards

A short dogleg to the right with water that extends down the entire right side. Fairway bunkers on the left side of the hole come into play off the tee. A good driving hole.

TPC Southwind Hole Descriptions (cont.)

Par/Yardage: 35-35 – 70/7,237 yards



Hole 13: Par 4, 472 yards

A good driving hole. The key position on the left side gives the player the best approach to the green, which is well-guarded by four bunkers.



Hole 14: Par 3, 239 yards

Elevated tee and a full carry over water to a severely undulated green. A very difficult par 3, set among a natural amphitheater.




Hole 15: Par 4, 395 yards

With a beautiful tree-lined fairway, this is a fairly short par 4 with a slight dogleg to the left. The second shot is over a creek to a well-bunkered green. Emphasis should be on placement of the tee shot.




Hole 16: Par 5, 530 yards

An uphill par 5 that is reachable in two. The green is small and well-guarded with bunkers. Could be the hole that decides the championship because a birdie (or better) is likely.



Hole 17: Par 4, 490 yards

A long downhill hole that requires a lot of length off the tee to set up the second shot over the creek. The long and narrow green is protected by six bunkers.



Hole 18: Par 4, 453 yards

An excellent finishing hole that places a great demand off the tee. This dogleg left has water that comes into play on the first two shots, as well as fairway bunkers on the right. Spectator mounds surround the medium-sized green.

2018-2019 World Golf Championships Schedule

October 25 - 28, 2018

World Golf Championships-HSBC Champions

Sheshan International Golf Club

Shanghai, CHINA

2018 Champion: Xander Schauffele

February 21 - 24, 2019

World Golf Championships-Mexico Championship

Club de Golf Chapultepec

Mexico City, MEX

2019 Champion: Dustin Johnson

March 27-31, 2019

World Golf Championships-Dell Technologies Match Play

Austin Country Club

Austin, Texas, USA

2019 Champion: Kevin Kisner

July 25-28, 2019

World Golf Championships-FedEx St. Jude Invitational

TPC Southwind

Memphis, Tennessee, USA

2018 Champion: Justin Thomas

