

# THE PLAYOFFS ARE HERE



DOMINION ENERGY CHARITY CLASSIC | OCT. 17-20

INVESCO QQQ CHAMPIONSHIP | NOV. 1-3

CHARLES SCHWAB CUP CHAMPIONSHIP | NOV. 6-10

## OFFICIAL MEDIA GUIDE

# Table of Contents

Table of Contents.....	1
Charles Schwab Cup By The Numbers.....	2
Charles Schwab Cup Standings.....	3
Charles Schwab Cup.....	4-6
2019 PGA TOUR Champions Schedule with Winners.....	7
<b>DOMINION ENERGY CHARITY CLASSIC.....</b>	<b>8-14</b>
<b>CHARLES SCHWAB CUP CHAMPIONSHIP HISTORY .....</b>	<b>15-18</b>
Charles Schwab Cup Championship Records .....	19-20
Top-10 Finishes by Player.....	21-22
Playoff Records Tracker.....	23-24
2019 Competitors' Capsules.....	25-38
Playoffs Schedule of Events .....	Back Cover

# Charles Schwab Cup By the Numbers



2010, 2014, 2015,  
2016, 2018  
Bernhard Langer

9

Number of players  
who have won the  
Charles Schwab Cup

3

Number of events in the  
Charles Schwab Cup Playoffs

- Dominion Energy Charity Classic
- Invesco QQQ Championship
- Charles Schwab Cup Championship

36

Number of players that qualify  
for the season-ending Charles  
Schwab Cup Championship

7

Number of players who led the standings  
in 2018 (Paul Broadhurst, Miguel Angel  
Jimenez, Jerry Kelly, Bernhard Langer,  
Scott McCarron, Steve Stricker,  
David Toms)

3

In 2018, the Charles Schwab  
Cup Championship (Vijay  
Singh) and Charles Schwab  
Cup (Bernhard Langer) were  
both won by members of the  
World Golf Hall of Fame for  
the third time.



2017  
Kevin Sutherland



2013  
Kenny Perry



2011, 2012  
Tom Lehman



2007, 2009  
Loren Roberts



2006, 2008  
Jay Haas




2003, 2005  
Tom Watson



2002, 2004  
Hale Irwin



2001  
Allen Doyle



*Bernhard Langer*

Bernhard Langer  
2018 Charles Schwab  
Cup Champion



CANADA



ENGLAND



FIJI



GERMANY



SCOTLAND



SPAIN



UNITED  
STATES

7

Number of countries represented  
at the 2018 Charles Schwab  
Cup Championship

## Langer's 2018 Season

2

wins

6

runner-ups

14

top-10s

1

### 2018 CHARLES SCHWAB CUP SUMMARY

Seven players were No. 1 in the Charles Schwab Cup during the 2018 season, but it was a familiar name that topped the standings each of the last four weeks, as Bernhard Langer won his record fifth Charles Schwab Cup. In all, the 61-year-old won twice, marking his seventh straight season with multiple victories, and posted 14 top-10s and six runner-up finishes. As a result, Langer won the money title for the seventh straight year and he finished with the Tour's best scoring average for the fifth straight year. Vijay Singh also ended the season on a high note, as he closed with a final-round 61 at Phoenix Country Club to win the Charles Schwab Cup Championship, his third victory of the year. Singh finished fourth in the final Charles Schwab Cup standings, while Scott McCarron (second), Scott Parel (third) and Miguel Angel Jimenez (fifth) rounded out the top-five.



## Current Charles Schwab Cup Standings

Player	CSC Points
1 Scott McCarron	2,505,915
2 Jerry Kelly	2,268,925
3 Kirk Triplett	1,575,898
4 Steve Stricker	1,534,327
5 Bernhard Langer	1,513,809
6 Woody Austin	1,491,850
7 Retief Goosen	1,477,185
8 David Toms	1,474,612
9 Scott Parel	1,425,456
10 Billy Andrade	1,241,405
11 Kevin Sutherland	1,186,464
12 Paul Broadhurst	1,182,305
13 Ken Tanigawa	1,096,361
14 Miguel Angel Jimenez	1,073,336
15 Colin Montgomerie	1,069,752
16 Steve Flesch	945,121
17 Tom Lehman	913,531
18 Brandt Jobe	910,223
19 Wes Short Jr.	897,794
20 Paul Goydos	872,900
21 Marco Dawson	861,281
22 Tim Petrovic	837,078
23 Rocco Mediate	704,236
24 Joe Durant	675,075

Player	CSC Points
25 Lee Janzen	673,514
26 Kent Jones	672,019
27 Bob Estes	667,191
28 Jeff Maggert	658,604
29 Stephen Ames	654,938
30 Tom Byrum	642,930
31 Fred Couples	632,508
32 Ken Duke	618,962
33 Jay Haas	595,311
34 Tom Pernice, Jr.	595,239
35 Duffy Waldorf	589,464
36 Doug Barron	588,254
37 David McKenzie	562,218
38 Tom Gillis	550,655
39 Darren Clarke	508,195
40 Gene Sauers	504,980
41 Vijay Singh	485,794
42 Doug Garwood	477,042
43 Kenny Perry	462,246
44 Corey Pavin	462,001
45 Billy Mayfair	421,054
46 Mark O'Meara	415,371
47 David Frost	414,079
48 Tommy Tolles	398,452

Player	CSC Points
49 Olin Browne	388,458
50 Chris DiMarco	360,412
51 Jeff Sluman	360,340
52 Glen Day	349,621
53 Esteban Toledo	325,202
54 John Daly	324,287

## Charles Schwab Cup Points System

The fourth edition of the Charles Schwab Cup Playoffs will begin with 72 players at the Dominion Energy Charity Classic (Oct. 17-20). The top 54 will advance to the following week's Invesco QQQ Championship, and the season will conclude with the top 36 players at the Charles Schwab Cup Championship (Nov. 6-10).

- Dominion Energy Charity Classic (The Country Club of Virginia, Richmond, Virginia)
- Invesco QQQ Championship (Sherwood Country Club, Thousand Oaks, California)
- Charles Schwab Cup Championship (Phoenix Country Club, Phoenix, Arizona)

At the start of the Playoffs, each player's regular-season money total will become the equivalent number of points (e.g. \$330,000 equals 330,000 points). During the three playoff events, each dollar earned is worth two points, and those points will be added to a player's regular-season point total. The player with the most points at the conclusion of the Charles Schwab Cup Championship will win the Charles Schwab Cup.



# Charles Schwab Cup

## 2018 Recap

Members of the World Golf Hall of Fame fill leaderboards and lift trophies all season long on PGA TOUR Champions, but for Bernhard Langer, his path to the top was as challenging as ever in 2018. Seven different players led the standings throughout the season, tied for the most in Tour history, and Jerry Kelly led more weeks (9) than Langer (7). After losing the top spot in June at the American Family Insurance Championship, Langer regained it four months later with a win at the SAS Championship, and his Playoffs performances ensured he wouldn't lose the lead again.



**2018 Charles Schwab Cup  
champion Bernhard Langer**

He finished second at the Dominion Energy Charity Classic and then traveled to the Invesco QQQ Championship and finished T6, his 14th top-10 of the season. Langer's lead grew to over 250,000 points, but five challengers remained, as Scott Parel, Miguel Angel Jimenez, Jerry Kelly, Scott McCarron and David Toms each had a mathematical chance to unseat Langer and win the Cup.

The 2018 Charles Schwab Cup Championship featured two changes – double points instead of a points reset, and four rounds instead of three – and the result was a compelling and competitive finish. Through three rounds, the list of scenarios was effectively pared down to two: if 54-hole leader McCarron won the tournament, he'd win the Cup; but if not, Langer would win the Cup.

With Vijay Singh claiming the tournament title, Langer's T13 finish was just enough to solidify his fifth Charles Schwab Cup victory. He finished the season with two wins, six runner-up finishes and 14 top-10s, and he won his seventh consecutive money title. And to no one's surprise, the stats and trophies led to Langer being named PGA TOUR Champions Player of the Year for the eighth time.

## About Charles Schwab

At Charles Schwab we believe in the power of investing to help individuals create a better tomorrow. We have a history of challenging the status quo in our industry, innovating in ways that benefit investors, and the advisors and employers who serve them and championing our clients' goals with passion and integrity.

More information is available at [aboutschwab.com](https://aboutschwab.com). Follow us on Twitter, Facebook, YouTube, LinkedIn and our Schwab Talk blog.

## Disclosures

Through its operating subsidiaries, The Charles Schwab Corporation (NYSE: SCHW) provides a full range of securities brokerage, banking, money management and financial advisory services to individual investors and independent investment advisors. Its broker-dealer subsidiary, Charles Schwab & Co., Inc. (member SIPC, [www.sipc.org](https://www.sipc.org)), and affiliates offer a complete range of investment services and products including an extensive selection of mutual funds; financial planning and investment advice; retirement plan and equity compensation plan services; compliance and trade monitoring solutions; referrals to independent fee-based investment advisors; and custodial, operational and trading support for independent, fee-based investment advisors through Schwab Advisor Services. Its banking subsidiary, Charles Schwab Bank (member FDIC and an Equal Housing Lender), provides banking and lending services and products. More information is available at [www.schwab.com](https://www.schwab.com) and [www.aboutschwab.com](https://www.aboutschwab.com).

Brokerage Products: Not FDIC Insured • No Bank Guarantee • May Lose Value

Investing involves risk, including possible loss of principal.

# Charles Schwab Cup (cont.)

## Past Charles Schwab Cup Champions

Year	Winner	Won At Event #	Clinching Tournament	Runner-up
2001	Allen Doyle	37 of 37	SENIOR TOUR Championship	Bruce Fleisher
2002	Hale Irwin	32 of 35	Turtle Bay Championship	Bob Gilder
2003	Tom Watson	31 of 31	Charles Schwab Cup Championship	Jim Thorpe
2004	Hale Irwin	30 of 30	Charles Schwab Cup Championship	Craig Stadler
2005	Tom Watson	28 of 28	Charles Schwab Cup Championship	Dana Quigley
2006	Jay Haas	28 of 28	Charles Schwab Cup Championship	Loren Roberts
2007	Loren Roberts	29 of 29	Charles Schwab Cup Championship	Jay Haas
2008	Jay Haas	29 of 29	Charles Schwab Cup Championship	Frwed Funk
2009	Loren Roberts	25 of 25	Charles Schwab Cup Championship	John Cook
2010	Bernhard Langer	26 of 26	Charles Schwab Cup Championship	Fred Couples
2011	Tom Lehman	24 of 24	Charles Schwab Cup Championship	Mark Calcavecchia
2012	Tom Lehman	24 of 24	Charles Schwab Cup Championship	Bernhard Langer
2013	Kenny Perry	26 of 26	Charles Schwab Cup Championship	Bernhard Langer
2014	Bernhard Langer	25 of 26	AT&T Championship	Colin Montgomerie
2015	Bernhard Langer	24 of 24	Charles Schwab Cup Championship	Colin Montgomerie
2016	Bernhard Langer	26 of 26	Charles Schwab Cup Championship	Colin Montgomerie
2017	Kevin Sutherland	26 of 26	Charles Schwab Cup Championship	Bernhard Langer
2018	Bernhard Langer	27 of 27	Charles Schwab Cup Championship	Scott McCarron

## Charles Schwab Cup All-Time Earnings List

Player	Earnings
1. Bernhard Langer	\$7,000,000
2. Jay Haas	\$2,900,000
3. Loren Roberts	\$2,600,000
4. Hale Irwin	\$2,500,000
5. Tom Watson	\$2,300,000
6. Tom Lehman	\$2,000,000
7. Colin Montgomerie	\$1,500,000
8. Kenny Perry	\$1,400,000
9. John Cook	\$1,100,000
Fred Couples	\$1,100,000
11. Allen Doyle	\$1,000,000
Kevin Sutherland	\$1,000,000
13. Tom Kite	\$900,000
Fred Funk	\$900,000
15. Bruce Fleisher	\$800,000
Scott McCarron	\$800,000
17. Jim Thorpe	\$550,000
18. Bob Gilder	\$500,000
Mark McNulty	\$500,000
Craig Stadler	\$500,000
Dana Quigley	\$500,000
Mark Calcavecchia	\$500,000
23. Brad Bryant	\$400,000
24. Bruce Lietzke	\$300,000
Denis Watson	\$300,000
Peter Senior	\$300,000
Paul Goydos	\$300,000
Jeff Maggert	\$300,000
29. Scott Parel	\$300,000
Vijay Singh	\$300,000
31. Miguel Angel Jimenez	\$100,000

2018	Points	Points Behind
1. Bernhard Langer	2,525,404	
2. Scott McCarron	2,256,618	268,786
3. Scott Parel	2,254,856	270,548
4. Vijay Singh	2,237,619	287,785
5. Miguel Angel Jiménez	2,038,918	486,486

2017	Points	Points Behind
1. Kevin Sutherland	3,280	
2. Bernhard Langer	2,234	1,046
3. Scott McCarron	2,100	1,180
4. Kenny Perry	1,834	1,446
5. Vijay Singh	1,640	1,640

2016	Points	Points Behind
1. Bernhard Langer	3,200	
2. Colin Montgomerie	2,400	800
3. Paul Goydos	2,216	984

## Charles Schwab Cup (cont.)

4.	Scott McCarron	2,004	1,196
5.	Joe Durant	1,658	1,542

2015	Points	Points Behind
1. Bernhard Langer	3,520	
2. Colin Montgomerie	3,182	338
3. Jeff Maggert	3,143	377
4. Billy Andrade	1,951	1,569
5. Joe Durant	1,466	2,054

2014	Points	Points Behind
1. Bernhard Langer	4,152	
2. Colin Montgomerie	3,307	845
3. Jay Haas	2,461	1,691
4. Kenny Perry	2,059	2,093
5. Tom Pernice, Jr.	1,892	2,260

2013	Points	Points Behind
1. Kenny Perry	3,273	
2. Bernhard Langer	2,861	412
3. Fred Couples	2,425	848
4. David Frost	2,089	1,184
5. Duffy Waldorf	1,673	1,600

2012	Points	Points Behind
1. Tom Lehman	3,082	
2. Bernhard Langer	2,647	435
3. Fred Couples	1,846	1,236
4. Roger Chapman	1,806	1,276
5. Fred Funk	1,677	1,405

2011	Points	Points Behind
1. Tom Lehman	2,422	
2. Mark Calcavecchia	2,348	74
3. Peter Senior	1,874	548
4. Jay Don Blake	1,803	619
5. John Cook	1,798	624

2010	Points	Points Behind
1. Bernhard Langer	3,597	
2. Fred Couples	2,771	826
3. John Cook	2,451	1,146
4. Michael Allen	1,846	1,751
5. Russ Cochran	1,818	1,779

2009	Points	Points Behind
1. Loren Roberts	2,670	
2. John Cook	2,351	319
3. Fred Funk	2,349	321
4. Bernhard Langer	2,322	338
5. Jay Haas	1,984	686

2008	Points	Points Behind
1. Jay Haas	2,556	
2. Fred Funk	2,544	12
3. Bernhard Langer	2,460	96

4.	Eduardo Romero	2,032	524
5.	John Cook	1,867	689

2007	Points	Points Behind
1. Loren Roberts	2,716	
2. Jay Haas	2,551	165
3. Denis Watson	2,177	539
4. Brad Bryant	2,167	549
5. Tom Watson	2,032	684

2006	Points	Points Behind
1. Jay Haas	3,053	
2. Loren Roberts	3,033	20
3. Tom Kite	1,910	1,143
4. Brad Bryant	1,685	1,368
5. Jim Thorpe	1,546	1,507
Eduardo Romero	1,546	1,507

2005	Points	Points Behind
1. Tom Watson	2,980	
2. Dana Quigley	2,733	247
3. Mark McNulty	2,210	770
4. Hale Irwin	2,001	979
5. Loren Roberts	1,846	1,134

2004	Points	Points Behind
1. Hale Irwin	3,427	
2. Craig Stadler	3,388	39
3. Tom Kite	2,981	446
4. Peter Jacobsen	2,471	956
5. Mark McNulty	2,417	1,010

2003	Points	Points Behind
1. Tom Watson	4,370	
2. Jim Thorpe	3,046	1,324
3. Tom Kite	2,618	1,752
4. Bruce Lietzke	2,585	1,785
5. Gil Morgan	2,328	2,042

2002	Points	Points Behind
1. Hale Irwin	2,886	
2. Bob Gilder	2,087	799
3. Bruce Fleisher	1,582	1,304
4. Tom Watson	1,448	1,438
5. Tom Kite	1,419	1,467

2001	Points	Points Behind
1. Allen Doyle	2,382	
2. Bruce Fleisher	2,166	216
3. Hale Irwin	1,959	423
4. Larry Nelson	1,930	452
5. Gil Morgan	1,640	742

# 2019 PGA TOUR Champions Schedule with Winners


DATE	TOURNAMENT	WINNER
Jan 17-19	Mitsubishi Electric Championship at Hualalai .....	<b>Tom Lehman</b>
Feb 8-10	Oasis Championship .....	<b>Bernhard Langer</b>
Feb 15-17	Chubb Classic .....	<b>Miguel Angel Jimenez</b>
Mar 1-3	Cologuard Classic .....	<b>Mark O'Meara</b>
Mar 8-10	Hoag Classic .....	<b>Kirk Triplett</b>
Mar 29-31	Rapiscan Systems Classic .....	<b>Kevin Sutherland</b>
Apr 19-21	Mitsubishi Electric Classic .....	<b>Scott McCarron</b>
Apr 26-28	Bass Pro Shops Legends of Golf at Big Cedar Lodge .....	<b>Scott Hoch/Tom Pernice Jr.</b>
May 3-5	Insperty Invitational .....	<b>Scott McCarron</b>
May 9-12	Regions Tradition .....	<b>Steve Stricker</b>
May 23-26	KitchenAid Senior PGA Championship .....	<b>Ken Tanigawa</b>
May 31-June 2	Principal Charity Classic .....	<b>Kevin Sutherland</b>
Jun 7-9	Mastercard Japan Championship .....	<b>Scott McCarron</b>
Jun 21-23	American Family Insurance Championship .....	<b>Jerry Kelly</b>
Jun 27-30	U.S. Senior Open Championship .....	<b>Steve Stricker</b>
Jul 11-14	Bridgestone SENIOR PLAYERS Championship .....	<b>Retief Goosen</b>
Jul 25-28	Senior Open Championship Presented by Rolex .....	<b>Bernhard Langer</b>
Aug 16-18	DICK'S Sporting Goods Open .....	<b>Doug Barron</b>
Aug 23-25	Boeing Classic .....	<b>Brandt Jobe</b>
Aug 30-Sep 1	Shaw Charity Classic .....	<b>Wes Short Jr.</b>
Sep 13-15	The Ally Challenge .....	<b>Jerry Kelly</b>
Sep 20-22	Sanford International .....	<b>Rocco Mediate</b>
Sep 27-29	PURE Insurance Championship .....	<b>Kirk Triplett</b>
Oct 11-13	SAS Championship .....	<b>Jerry Kelly</b>
Oct 18-20	Dominion Energy Charity Classic .....	<b>Miguel Angel Jimenez</b>
Nov 1-3	Invesco QQQ Championship .....	<b>TBD</b>
Nov 7-10	Charles Schwab Cup Championship .....	<b>TBD</b>



# CHAMPIONS PLAY IN RVA



MIGUEL ÁNGEL  
JIMÉNEZ



VIJAY  
SINGH



**Dominion Energy®**  
Charity Classic

OCTOBER 17-20, 2019  
THE COUNTRY CLUB OF VIRGINIA  
JAMES RIVER COURSE  
RICHMOND, VA

# Dominion Energy Charity Classic Summary

## Dominion Energy Charity Classic

2019



MIGUEL ANGEL JIMENEZ

Richmond, VA  
The Country Club of Virginia, James River Course  
Par: 36-36--72

Purse: \$2,000,000  
October 14-20  
Yards: 7,025

LEADERS:	First Round	Second Round	Third Round
	Tommy Tolles ..... 65 (-7)	Scott Parel..... 66 (-12)	<b>Miguel Angel Jimenez...63 (-18)</b>
	Scott Parel..... 66 (-6)	Tommy Tolles ..... 67 (-12)	Tommy Tolles ..... 68 (-16)
	Colin Montgomerie..... 66 (-6)	Colin Montgomerie... 67 (-11))	Colin Montgomerie... 68 (-15)
			Woody Austin ..... 65 (-13)
			Bernhard Langer..... 68 (-13)
			Scott Parel..... 71 (-13)

**Cut:** There was no cut; 64 of 72 players completed 72 holes.

**Weather:** Thursday: Partly cloudy skies with a high in the mid-60s. Wind from the W/NW at 7-14 mph. Friday: High pressure moving into the region will provide sunny but cool conditions today. Temperatures will struggle to get out of the 50s with only a few hours in the lower 60s expected this afternoon.

Northwest winds at 6-12 mph will slowly diminish as the day progresses. Saturday: Partly cloudy, with higher temps by the noon hour. Temperatures this afternoon should peak around 64-65 degrees. Southerly winds will develop during the day but are expected to remain less than 10 mph. Sunday: Rain 3am-1pm. Heavy between 7am-12pm. Light rain showers/drizzle the remainder of the afternoon. Monday: High of 61 degrees with cloudy skies. Wind out of the N at 4-8 mph.


Pos.	Player	Score/Total	Official Money
1	<b>Miguel Angel Jiménez</b>	<b>67-68-63</b>	<b>198/-18 \$305,000.00</b>
2	Tommy Tolles	65-67-68	200/-16 180,000.00
3	Colin Montgomerie	66-67-68	201/-15 144,800.00
T4	Woody Austin	70-68-65	203/-13 98,000.00
T4	Bernhard Langer	70-65-68	203/-13 98,000.00
T4	Scott Parel	66-66-71	203/-13 98,000.00
7	Wes Short, Jr.	69-68-67	204/-12 72,000.00
T8	Steve Flesch	70-67-68	205/-11 60,000.00
T8	Carlos Franco	68-69-68	205/-11 60,000.00
T10	Joe Durant	71-70-65	206/-10 50,000.00
T10	Retief Goosen	67-68-71	206/-10 50,000.00
T12	Bart Bryant	70-71-66	207/-9 42,000.00
T12	Marco Dawson	68-69-70	207/-9 42,000.00
T14	Stephen Ames	73-66-69	208/-8 36,000.00
T14	Glen Day	69-70-69	208/-8 36,000.00
T14	Kirk Triplett	72-68-68	208/-8 36,000.00
T17	Ken Duke	76-67-66	209/-7 30,000.00
T17	Scott McCarron	68-70-71	209/-7 30,000.00
T17	Vijay Singh	70-69-70	209/-7 30,000.00
T20	Jay Haas	69-71-70	210/-6 25,400.00
T20	Rocco Mediate	67-70-73	210/-6 25,400.00
T22	John Daly	68-72-71	211/-5 22,066.67
T22	Billy Mayfair	72-72-67	211/-5 22,066.67
T22	Doug Garwood	72-68-71	211/-5 22,066.66
T25	Darren Clarke	74-69-69	212/-4 18,240.00
T25	Tom Gillis	72-70-70	212/-4 18,240.00
T25	Lee Janzen	73-69-70	212/-4 18,240.00
T25	Jeff Maggert	72-68-72	212/-4 18,240.00
T25	Kenny Perry	71-69-72	212/-4 18,240.00
T30	Jerry Kelly	74-69-70	213/-3 14,440.00
T30	Stephen Leaney	71-70-72	213/-3 14,440.00
T30	Jesper Parnevik	71-69-73	213/-3 14,440.00
T30	Gene Sauers	69-69-75	213/-3 14,440.00
T30	Jeff Sluman	72-68-73	213/-3 14,440.00
T35	Steve Jones	73-71-70	214/-2 11,750.00
T35	Corey Pavin	70-70-74	214/-2 11,750.00
T35	Jerry Smith	73-73-68	214/-2 11,750.00
T35	Ken Tanigawa	72-71-71	214/-2 11,750.00
T39	Tommy Armour III	70-74-71	215/-1 9,200.00
T39	Doug Barron	73-71-71	215/-1 9,200.00
T39	Bob Estes	73-72-70	215/-1 9,200.00
T39	Paul Goydos	74-69-72	215/-1 9,200.00
T39	Brandt Jobe	73-73-69	215/-1 9,200.00
T39	Tim Petrovic	76-71-68	215/-1 9,200.00
T39	John Riegger	72-72-71	215/-1 9,200.00
T39	Willie Wood	74-70-71	215/-1 9,200.00
T47	Billy Andrade	70-74-72	216/E 7,000.00
T47	John Huston	69-72-75	216/E 7,000.00
T47	Esteban Toledo	71-70-75	216/E 7,000.00
T50	David Frost	79-70-68	217/1 6,000.00
T50	David McKenzie	74-73-70	217/1 6,000.00
T52	Olin Browne	74-68-76	218/2 5,066.67
T52	Kent Jones	77-69-72	218/2 5,066.67
T52	Tom Pernice Jr.	75-73-70	218/2 5,066.66
T55	Paul Broadhurst	73-73-73	219/3 4,500.00
T55	Cliff Kresge	76-71-72	219/3 4,500.00
57	Tom Byrum	78-72-72	222/6 4,200.00
T58	Michael Allen	78-73-72	223/7 3,900.00
T58	Mike Goodes	73-79-71	223/7 3,900.00
T60	Chris DiMarco	82-73-70	225/9 3,500.00
T60	Duffy Waldorf	73-77-75	225/9 3,500.00
W/D	Gibby Gilbert III	72-70	142/-2
W/D	David Toms	75-69	144/E
W/D	Michael Bradley	75-73	148/4
W/D	Mark O'Meara	74	74/2
W/D	Mark Calcavecchia	79	79/7
W/D	Scott Hoch		



# LEGENDS RETURN TO SHERWOOD



BERNHARD  
LANGER



MIGUEL ÁNGEL  
JIMÉNEZ



**Invesco**  
CHAMPIONSHIP



NOVEMBER 1-3, 2019  
SHERWOOD COUNTRY CLUB  
THOUSAND OAKS, CA

# 2019 Invesco QQQ Championship Fact Sheet

<b>EVENT:</b>	The Invesco QQQ Championship is the second of three Charles Schwab Cup Playoffs events at the conclusion of the season on PGA TOUR Champions for eligible professionals age 50 and over. 2019 will mark the fourth playing of the event.		
<b>DATE:</b>	November 1-3, 2019		
<b>SITE:</b>	Sherwood Country Club 320 W. Stafford Road Thousand Oaks, CA 91361 Par: 36-36-72, Yardage: 7,006		
<b>PAST CHAMPIONS:</b>	2016 – Tom Pernice Jr. 2017 – Bernhard Langer 2018 – Scott Parel		
<b>FORMAT:</b>	Three-day, 54-hole stroke-play competition 54 players, no cut		
<b>ELIGIBILITY:</b>	Top 54 players from the Charles Schwab Cup points list at the conclusion of the final regular season event the week following the Dominion Energy Charity Classic.		
<b>PURSE:</b>	\$2 million total, \$305,000 to the winner		
<b>CHARITY:</b>	The Sherwood Cares Foundation has been named the official charity of the Invesco QQQ Championship through the 2019 event. In its first three years, the event has supported over 36 local charities and ultimately donated nearly \$600,000 to local charities within Ventura County.		
<b>WEB SITE:</b>	<a href="http://www.invescoqqqchamp.com">www.invescoqqqchamp.com</a>		
<b>SOCIAL MEDIA:</b>	<a href="https://facebook.com/InvescoQQQChamp">facebook.com/InvescoQQQChamp</a> <a href="https://twitter.com/InvescoQQQChamp">twitter.com/@InvescoQQQChamp</a> Instagram: @iqqqchamp		
<b>TV BROADCAST:</b>	Friday, Nov. 1	Golf Channel	1:30 to 5:00 p.m.
	Saturday, Nov. 2	Golf Channel	1:30 to 5:00 p.m.
	Sunday, Nov. 3	Golf Channel	12:30 to 4:00 p.m.
<b>TICKETS:</b>	The Invesco QQQ Championship will offer free admission to the 2019 event in partnership with four local companies:  Chatsworth Products (Friday sponsor) NINJIO / VIZEO (Saturday sponsors) Gilead Sciences, Inc. (Sunday sponsor)  The Invesco QQQ Championship and Sherwood Cares Foundation specially designed each of the four Day Sponsors to allow partnership proceeds to benefit five-nonprofit organizations following the Borderline shooting and Woolsey and Hill wildfires that occurred last Fall. The non-profits receiving charitable funds are Habitat for Humanity, FOOD Share, Interface, the American Red Cross Ventura County and United Way Ventura County.		
<b>STAFF:</b>	Phil Bough, Executive Director ( <a href="mailto:PhilBough@pgatourhq.com">PhilBough@pgatourhq.com</a> ) Katy Pradella, Tournament Services Senior Manager ( <a href="mailto:KatyPradella@pgatourhq.com">KatyPradella@pgatourhq.com</a> ) Laura Vescovi, Communications Manager ( <a href="mailto:LauraVescovi@pgatourhq.com">LauraVescovi@pgatourhq.com</a> )		

# 2019 Invesco QQQ Championship Schedule of Events

## Wednesday Oct. 30 - Pro-Am (Closed to Public)

7:40 a.m - 9:00 a.m. .... Official Morning Pro-Am Tee Times, 1 and 10 tees  
12:00 p.m. - 1:10 p.m. .... Official Afternoon Tee Times, 1 and 10 tees  
12:30 p.m. - 4:00 p.m. .... Pro-Am Awards Reception & Charity Check Presentation  
7:00 p.m. .... Stonehaus Sherwood Cares Pizza Night with the pro's

## Thursday, Oct. 31 - Philip Stein Charity Celebrity Pro-Am

8:00 a.m - 10:10 a.m. .... Official Pro-Am Tee Times, 1 and 10 tees  
1:00 p.m. - 4:00 p.m. .... Pro-Am Awards Reception (Location: Player Family Dining)  
4:00 p.m. .... Pro-Am Awards Reception & Charity Check Presentation

## Friday, Nov. 1 - Tournament Competition – Round One

8:00 a.m. – 5:00 p.m. .... Gate Times  
8:50 a.m. approx. .... Championship Round One  
1:30 p.m. – 5:00 p.m. approx. .... The Golf Channel Network Coverage, PT Live

## Saturday, Nov. 2 - Tournament Competition – Round Two

7:00 a.m. .... Dole 5K Fun Run/Walk  
8:00 a.m - 5:00 p.m. approx. .... Gates Times  
8:50 a.m. .... Championship Round Two  
1:30 p.m. – 5:00 p.m. approx. .... The Golf Channel Network Coverage, PT Live  
5:15 p.m. .... Heroes Appreciation Ceremony (Location: 18 Green)

## Sunday, Nov. 3 - Tournament Competition – Final Round

7:00 a.m. – 4:00 p.m. .... Gate Times  
7:50 a.m. approx. .... Championship Final Round  
12:30 p.m. – 4:00 p.m. approx. .... The Golf Channel Network Coverage, PT Live  
4:00 p.m. approx. .... Closing Ceremony & Trophy Presentation



# Invesco QQQ Championship Summary

## Invesco QQQ Championship

2018



SCOTT PAREL

Thousand Oaks, CA  
Sherwood Country Club  
Par: 36-36-72 Yards: 7,059

Purse: \$2,000,000  
October 26-28, 2018

<b>LEADERS:</b>	<b>First Round:</b>	<b>Second Round:</b>	<b>Third Round:</b>
	Tom Byrum..... 66/-6	Miguel Angel Jimenez.. 136/-8	<b>Scott Parel ..... 68 205/-11</b>
	<b>Scott Parel ..... 67/-5</b>	Stephen Ames ..... 137/-7	Paul Goydos ..... 67 206 (-10)
	Michael Bradley..... 68/-4	Michael Bradley..... 137/-7	Stephen Ames ..... 71 (-8)
	Miguel Angel Jimenez... 68/-5	<b>Scott Parel ..... 137/-7</b>	David McKenzie.... 70 208 (-8)
	Bernhard Langer..... 68/-4		Kenny Perry..... 67 208 (-8)
	David McKenzie..... 68/-4		
	Jesper Parnevik..... 68/-4		

**Cut:** There was no cut; all 52 players played all 54 holes.

**Weather:** Friday: Sunny with a high in the upper 70s and wind from the N at 5-10 mph; Saturday: Mostly sunny pleasant with highs in the upper 70s. Sunday: Sunny with a high near 80 and wind from the SE at 5-10 mph.

Pos.	Player	Score/total	Official	Money
1.....	<b>SCOTT PAREL</b>	<b>67-70-68</b>	<b>205/-11</b>	<b>305,000.00</b>
2.....	Paul Goydos	70-69-67	206/-10	180,000.00
T3.....	Stephen Ames	72-65-71	208/-8	119,600.00
T3.....	David McKenzie	68-70-70	208/-8	119,600.00
T3.....	Kenny Perry	71-70-67	208/-8	119,600.00
T6.....	Jay Haas	72-68-69	209/-7	69,500.00
T6.....	Miguel Angel Jiménez	68-68-73	209/-7	69,500.00
T6.....	Bernhard Langer	68-71-70	209/-7	69,500.00
T6.....	David Toms	72-67-70	209/-7	69,500.00
T10.....	Woody Austin	72-71-67	210/-6	48,000.00
T10.....	Vijay Singh	69-72-69	210/-6	48,000.00
T10.....	Jerry Smith	70-70-70	210/-6	48,000.00
T10.....	Kirk Triplett	75-67-68	210/-6	48,000.00
T10.....	Duffy Waldorf	70-70-70	210/-6	48,000.00
T15.....	Bob Estes	69-72-70	211/-5	40,000.00
T15.....	Scott McCarron	71-70-70	211/-5	40,000.00
T15.....	Wes Short, Jr.	72-69-70	211/-5	40,000.00
T18.....	Marco Dawson	72-70-70	212/-4	26,571.43
T18.....	David Frost	70-71-71	212/-4	26,571.43
T18.....	Jerry Kelly	75-68-69	212/-4	26,571.43
T18.....	Jeff Maggert	69-72-71	212/-4	26,571.43
T18.....	Jesper Parnevik	68-72-72	212/-4	26,571.43
T18.....	Tom Pernice Jr.	71-70-71	212/-4	26,571.43
T18.....	Gene Sauers	73-68-71	212/-4	26,571.42
T25.....	Billy Andrade	72-72-69	213/-3	18,240.00

Pos.	Player	Score/total	Official	Money
T25.....	Tom Byrum	66-72-75	213/-3	18,240.00
T25.....	Scott Dunlap	76-70-67	213/-3	18,240.00
T25.....	Kent Jones	72-71-70	213/-3	18,240.00
T25.....	Colin Montgomerie	69-71-73	213/-3	18,240.00
T30.....	Michael Bradley	68-69-77	214/-2	14,750.00
T30.....	Doug Garwood	74-70-70	214/-2	14,750.00
T30.....	Esteban Toledo	72-73-69	214/-2	14,750.00
T30.....	Tommy Tolles	71-70-73	214/-2	14,750.00
T34.....	Glen Day	69-71-75	215/-1	12,600.00
T34.....	Carlos Franco	76-72-67	215/-1	12,600.00
T34.....	Ken Tanigawa	73-69-73	215/-1	12,600.00
T37.....	Tom Gillis	73-73-71	217/1	10,800.00
T37.....	Lee Janzen	70-72-75	217/1	10,800.00
T37.....	Brandt Jobe	70-74-73	217/1	10,800.00
T37.....	Kevin Sutherland	70-74-73	217/1	10,800.00
41.....	Paul Broadhurst	74-74-70	218/2	9,800.00
T42.....	Tom Lehman	71-73-75	219/3	9,200.00
T42.....	Jeff Sluman	71-75-73	219/3	9,200.00
T44.....	Rocco Mediate	74-76-71	221/5	8,200.00
T44.....	Tim Petrovic	74-70-77	221/5	8,200.00
T44.....	Fran Quinn	75-74-72	221/5	8,200.00
47.....	Joe Durant	75-70-77	222/6	7,400.00
48.....	Billy Mayfair	73-80-71	224/8	7,000.00
49.....	Mark Calcavecchia	77-79-76	232/16	6,600.00
W/D.....	Olin Browne	70-72	142/-2	

## 2019 Purse Breakdown - \$2 Million (72 players)

Place	Money	CSC Points
1	\$305,000	*610
2	180,000	360
3	144,800	289.6
4	119,000	238
5	95,000	190
6	80,000	160
7	72,000	144
8	64,000	128
9	56,000	112
10	52,000	104
11	48,000	96
12	44,000	88
13	40,000	80
14	38,000	76
15	36,000	72
16	34,000	68
17	32,000	64
18	30,000	60

Place	Money	CSC Points
19	28,000	56
20	26,200	52.4
21	24,600	49.2
22	23,200	46.4
23	22,000	44
24	21,000	42
25	20,000	40
26	19,000	38
27	18,200	36.4
28	17,400	34.8
29	16,600	33.2
30	15,800	31.6
31	15,000	30
32	14,400	28.8
33	13,800	27.6
34	13,200	26.4
35	12,600	25.2
36	12,000	24

Place	Money	CSC Points
37	11,400	22.8
38	11,000	22
39	10,600	21.2
40	10,200	20.4
41	9,800	19.6
42	9,400	18.8
43	9,000	18
44	8,600	17.2
45	8,200	16.4
46	7,800	15.6
47	7,400	14.8
48	7,000	14
49	6,600	13.2
50	6,200	12.4
51	5,800	11.6
52	5,400	10.8
53	5,000	10
54	4,800	9.6

Place	Money	CSC Points
55	4,600	9.2
56	4,400	8.8
57	4,200	8.4
58	4,000	8
59	3,800	7.6
60	3,600	7.2
61	3,400	6.8
62	3,200	6.4
63	3,000	6
64	2,800	5.6
65	2,600	5.2
66	2,400	4.8
67	2,200	4.4
68	2,000	4
69	1,880	3.76
70	1,760	3.52
71	1,640	3.38
72	1,520	3.04

\*Charles Schwab Cup points are in thousands.

## 2019 Invesco QQQ Championship Scorecard

HOLE	1	2	3	4	5	6	7	8	9	OUT
My Score										

Contestant \_\_\_\_\_



Tee \_\_\_\_\_ Time \_\_\_\_\_

Date \_\_\_\_\_ Round \_\_\_\_\_

DO NOT WRITE  
IN THIS SPACE

HOLE	1	2	3	4	5	6	7	8	9	OUT
Yards	343	536	203	457	538	423	452	193	421	3566
Par	4	5	3	4	5	4	4	3	4	36
Score										

MARKER'S SIGNATURE \_\_\_\_\_

10	11	12	13	14	15	16	17	18	IN	TOTAL



CHAMPIONS

### 2019 Official Scorecard



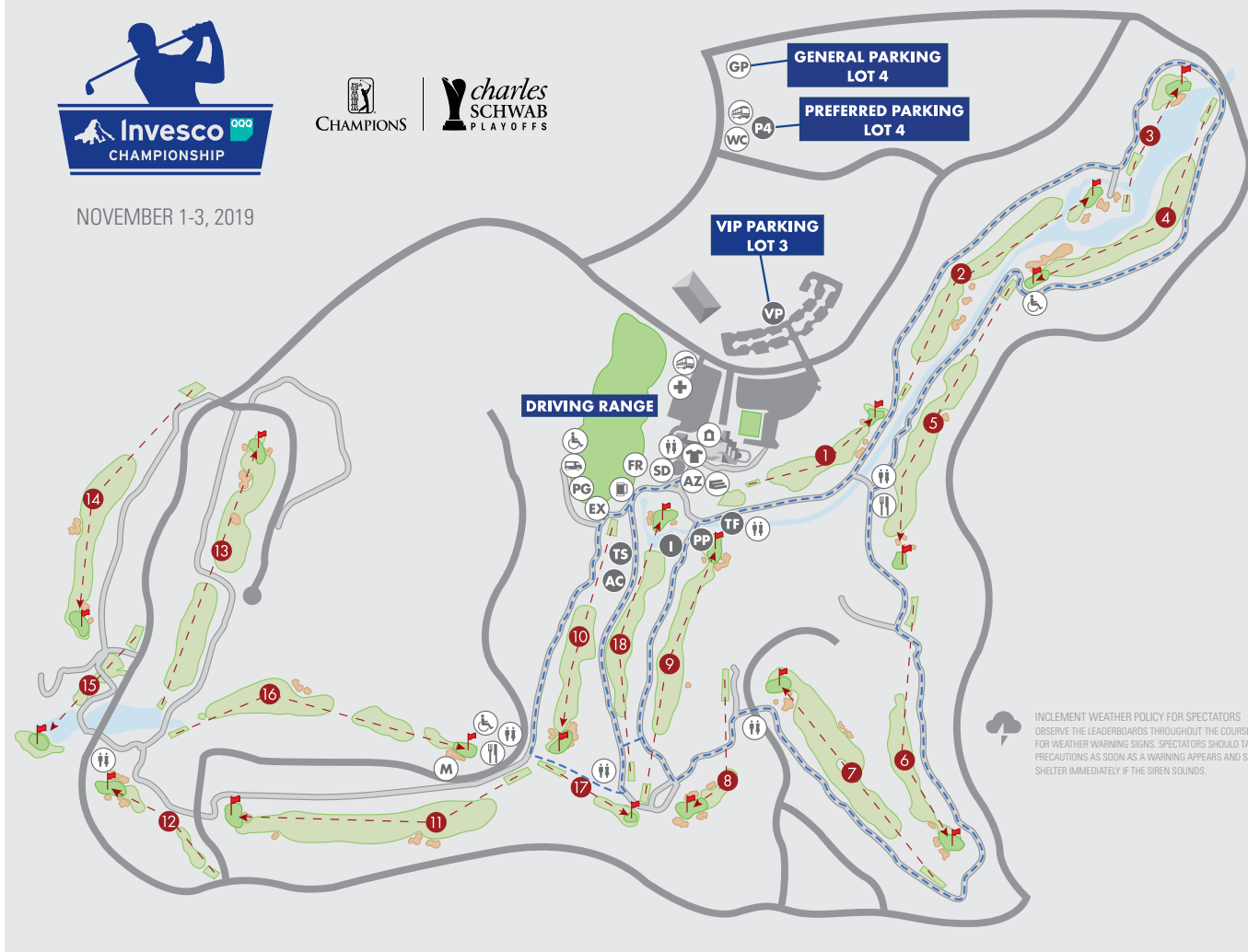
10	11	12	13	14	15	16	17	18	IN	TOTAL
386	522	185	550	459	186	538	168	446	3440	7006
4	5	3	5	4	3	5	3	4	36	72

PLAYER'S SIGNATURE \_\_\_\_\_

# Course Map



NOVEMBER 1-3, 2019



**INCLEMENT WEATHER POLICY FOR SPECTATORS**  
OBSERVE THE LEADERBOARDS THROUGHOUT THE COURSE.  
FOR WEATHER WARNING SIGNS. SPECTATORS SHOULD TAKE  
PRECAUTIONS AS SOON AS A WARNING APPEARS AND SEEK  
SHELTER IMMEDIATELY IF THE SIREN SOUNDS.

## OPEN TO PUBLIC

- |  |                             |  |
|--|-----------------------------|--|
| 1ST TEE BLEACHER                                   | EXPO TENTS                  | PUBLIC SHUTTLE                             |
| ADA SHUTTLE<br>PICK UP / DROP OFF                  | FIRST AID                   | PUTTING GREEN<br>PRESENTED BY PHILIP STEIN |
| AUTOGRAPH ZONE                                     | FIRST RESPONDER<br>PAVILION | REFRESHMENTS                               |
| CLUBHOUSE<br>FEATURING THE GREY GOOSE BAR          | FOOD TRUCK                  | RESTROOMS                                  |
| TARANTULA HILL<br>BREWING CO.<br>CRAFT BEER GARDEN | GENERAL PARKING             | STONEHAUS DECK                             |
| DOLE 5K FAMILY FUN RUN<br>& WALK                   | MERCHANDISE                 | WILL CALL/TICKETS                          |
|  | MICHELOB ULTRA BAR          |  |

## HOSPITALITY

- |                    |                            |  |
|--------------------|----------------------------|--|
| THE ARCHER'S CLUB  | INVESCO QQQ                | VIP PARKING LOT 3                              |
| THE FOREST CABANAS | PREFERRED<br>PARKING LOT 4 | PATRIOTS' PATIO<br>PRESENTED BY UNITED RENTALS |
| THE SHIRE SKYBOXES |                            |  |

## SHERWOOD COUNTRY CLUB COURSE DESIGNER: JACK NICKLAUS

HOLE	1	2	3	4	5	6	7	8	9	OUT
PAR	4	5	3	4	5	4	4	3	4	36
YARDS	343	536	203	457	538	423	452	193	421	3566

HOLE	10	11	12	13	14	15	16	17	18	IN
PAR	4	5	3	5	4	3	5	3	4	36
YARDS	386	522	185	550	459	186	538	168	446	3440

<b>TOTAL</b>	<b>PAR 72</b>	<b>YARDS 7006</b>
--------------	---------------	-------------------

LIVE MAPS  
AVAILABLE



DOWNLOAD  
TODAY  
FOR FREE

# History of the Charles Schwab Cup Championship

The island of Puerto Rico and the East Course at Hyatt Dorado Beach provided the setting for the first four individual stroke-play championships. Myrtle Beach, SC, and Dunes Golf and Beach Club were the locale for the next seven. Gaillardia Golf and Country Club in Oklahoma City, OK, was home to tournaments in 2001 and 2002.

In 2003, the Charles Schwab Cup Championship moved to the Sonoma Golf Club in Sonoma, CA for seven years before its move to TPC Harding Park. Here is a review of the previous 21 season-ending tournaments.

**1990:** Mike Hill went to Puerto Rico in 1990 to complete his second year on the Champions Tour. He already had won four titles, one more than he won in his career on the PGA TOUR. Hill made his move in the second round with an 8-under-par 64 to tie Dale Douglass at 11-under-par 133. In the final round, Lee Trevino shot 65 to tie Hill and Douglass, who had both posted 68s. But Hill birdied the first playoff hole to win his fifth tournament of the year.

**1991:** Mike Hill didn't forget his success at the Hyatt Dorado Beach. He used the victory to ignite confidence, winning four more titles in 1991. He headed back to Puerto Rico with another chance to etch his name on the trophy. This time, Hill was chasing his first money title and the prestigious Arnold Palmer Award that went with it. Once again, he made his move in the second round. Hill shot a 7-under-par 65, and his two-day total of 9-under-par 135 led Bob Charles by two strokes. A 67 on the final day earned him another championship. With this victory, Hill became the second Champions Tour player to win more than \$1 million in a season. His \$1,065,657 made him the leading money winner in all of golf. Hill not only earned the Arnold Palmer Award but also shared Player of the Year honors with George Archer.

**1992:** Raymond Floyd ended his short-but-successful rookie year with an impressive performance in Puerto Rico in 1992. Floyd reached the eligible age of 50 in September, then 16 days later won the GTE North Classic. By the time December arrived, Floyd had another victory and was seeking to end his first year on the Champions Tour with three wins in seven attempts. Floyd opened with a 7-under-par 65 that gave him a two-stroke lead. But Douglass, who lost to Hill in the previous year's playoff, shot a 64 in the second round to establish a 36-hole tournament record of 13-under-par 131 to lead Floyd by one. Floyd fought back with another 65 to establish a 54-hole tournament record of 19-under-par 197. He cruised from there, winning by five strokes over Douglass and Archer. The IR SENIOR TOUR Championship was a feather in Floyd's cap. Not only did it end a year in which he became the first player to win tournaments on both the PGA TOUR and the Champions Tour, it



also put the rest of the Tour players on notice that Floyd would have to be respected.

**1993:** One man searching for a little respect in 1993 was Simon Hobday. The South African came to the United States just hoping to play on the Champions Tour in 1991. He finished among the top 20 on the money list his first two seasons, but he still couldn't collect a win. On the Fourth of July weekend, Hobday won the Kroger Senior Classic. Hobday had won six times on the European Tour, but this was his first victory in the United States. In golfers' minds, there is always the thought they had better win another title to prove the first was no fluke. Hobday knew that when he opened the 1993 season-ending championship with an 8-under-par 64. He followed with a 68 and was tied for the lead after 36 holes. Although he struggled coming down the stretch, Hobday added a 67 on the final day. His 17-under-par total edged defending champion Floyd and Larry Gilbert by one stroke. The win definitely was a springboard for Hobday. Midway through the following season, he captured his first major title at the 1994 U.S. Senior Open.

**1994:** With the tournament having moved to Myrtle Beach, the 1994 IR SENIOR TOUR Championship did its part to enhance the tradition. Jim Albus opened with a course-record, 8-under-par 64 at The Dunes Golf and Beach Club, giving him a one-stroke lead over Rocky Thompson. Albus and Thompson were tied after 36 holes. When Albus shot 66, pushing him to a six-stroke lead over Floyd after three rounds, it looked like the tournament belonged to the former club professional from Long Island. But Floyd had other ideas. His final-round 66, when Albus shot an even-par 72, left the two deadlocked at 273 after 72 holes. Five playoff holes later, Floyd had his second IR SENIOR TOUR Championship by virtue of a birdie on the 18th hole—the fifth time the twosome had played in sudden death on the 430-yard par-4 named "Little Gator."

**1995:** Myrtle Beach has its champions and history, and Jim Colbert became a part of both in 1995. A seven-time winner on the PGA TOUR, Colbert already had equaled his finest season on the Champions Tour with three victories. He earned his fourth in wire-to-wire fashion, the first to do so in the IR SENIOR TOUR Championship. An opening 68 gave Colbert a three-stroke lead over six players. He maintained that advantage through 36 holes, then expanded it to six after three rounds. That margin enabled him to coast home with a closing 74, good for a one-stroke victory over Floyd. The title, the 13th of his Champions Tour career, propelled Colbert to his first Arnold Palmer Award and Player of the Year honor.



## History of the Charles Schwab Cup Championship (cont.)

**1996:** Jay Sigel shot three consecutive rounds of 69 to begin the 1996 tournament at Myrtle Beach. The second brought him a share of the 36-hole lead with Vicente Fernandez and Frank Conner at 6-under-par 136. The third gave him a three-stroke lead over Charles at 9-under-par 207. Sigel's closing 72 enabled him to retain his three-stroke lead over a charging Kermit Zarley, whose 69 left him at 7-under-par 281. Sigel's first-place check for \$280,000 lifted Sigel to a career-best \$1,094,630 in earnings for the season. Colbert's tie for third at Myrtle Beach cemented his second consecutive Arnold Palmer Award and Champions Tour Player of the Year honor.

**1997:** In 1997, Gil Morgan completed his season-long competition with Hale Irwin by winning the season-ending event by two strokes over Hale Irwin. The victory was Morgan's sixth of the season, compared with Irwin's record-tying nine. The \$328,000 first prize lifted Morgan past the \$2-million mark in season's earnings, with \$2,160,562. Irwin's second-place check for \$187,000 brought him to \$2,343,364, the most ever by any player on any TOUR at the time.

**1998:** Hale Irwin turned the tables in 1998, winning his seventh title of the season—and first season-ending title—by five strokes over Morgan. Irwin's first-place check for \$347,000 put the capper on a Champions Tour record-earnings season of \$2,861,945.

**1999:** Damage caused by Hurricane Floyd necessitated a return to The Dunes Golf & Beach Club for 1999. And that return met with Gary McCord's approval. McCord, a non-winner throughout a PGA TOUR career that began in 1974, earned his second Champions Tour title (in his first full season) at Myrtle Beach. The first came in his first event of the year, a five-hole playoff at the Toshiba Senior Classic. Victory No. 2 came in more conventional style, a one-stroke victory over Bruce Fleisher and Larry Nelson at The Dunes worth \$347,000.



Gary McCord

**2000:** With TPC Myrtle Beach serving as site for the tournament for the first time, Tom Watson earned his second Champions Tour title. Watson, who began the final round two strokes out of the lead held by Leonard Thompson, fired a 6-under-par 66 to edge John Jacobs by one stroke. His \$365,000 paycheck lifted Watson over the \$1-million mark in season earnings for the first time in his career.

**2001:** Gaillardia Golf and Country Club in Oklahoma City served as the tournament's new host. Bob Gilder overcame blustery winds and a late charge by Doug Tewell for his second victory of the year. Gilder finished at 11-under-par 277, one stroke ahead of Tewell. He would later be named Champions Tour Rookie of the Year.

**2002:** For the second time in three years, Tom Watson walked away from the Champions Tour's season-ending event with the title. Watson didn't take the lead until the third round, on the strength of a 6-under 66. But even then Watson was tied with Morgan at the 54-hole mark, setting up a final-day showdown. Watson and Morgan battled all day—along with the elements that forced a more-than-three-hour rain delay—with Watson shooting a final-round 67 to win by two.

**2003:** The tournament moved to the Sonoma Golf Club in northern California, and Tom Watson looked for a while like he might successfully defend his 2002 title. But he didn't count on Jim Thorpe going crazy with his putter. On the 16th hole, Thorpe made a 67-foot eagle putt from off the green. Thorpe came right back a hole later, making a birdie on No. 17 that all but sealed the victory. Thorpe's \$440,000 payday was the largest of his career, and he became the first wire-to-wire winner of the tournament since Jim Colbert led from start to finish in 1995.

**2004:** Mark McNulty began Sunday's final round five strokes behind leader Tom Kite, but McNulty shot a final-round 66—highlighted by a blistering back-nine performance to give him the victory. The native of Zimbabwe made five birdies in his final eight holes, including a 12-foot birdie putt on the 17th hole that proved decisive. Nine strokes off the lead at the halfway point, McNulty hung around long enough until he got his putter working and picked up his third victory of the year and second in a row. A week earlier, McNulty captured the SBC Championship in San Antonio, TX. The \$440,000 McNulty won for his Charles Schwab Cup Championship victory left him seventh on the money list in his rookie year and fifth in the final Charles Schwab Cup standings (2,417 points).

**2005:** Tom Watson won his third Charles Schwab Cup Championship, and all three victories have come at different courses—TPC Myrtle Beach (2000), Gaillardia Golf and Country Club (2002) and Sonoma Golf Club (2005). Watson also made one of the most dramatic comebacks in tournament history. He entered the final round trailing 54-hole leader Jay Haas by six strokes. But Watson, a World Golf Hall of Fame member, fired a final-round 64 to edge Haas by a stroke. In the process, Watson also won the Charles Schwab Cup, symbolic of the points leader in the season-long race.



Tom Watson



## History of the Charles Schwab Cup Championship (cont.)

**2006:** Jim Thorpe's solid play down the stretch held off Tom Kite and a late charge by Keith Fergus to win his second Charles Schwab Cup Championship in the last four years. Thorpe also won in 2003, the first year this tournament was held at the Sonoma Golf Club. Thorpe entered the final round with a one-stroke lead, and a final-round 68 led to a two-shot victory. In the Charles Schwab Cup race, Jay Haas edged Loren Roberts by 20 points to win the \$1-million annuity when Roberts missed a short putt on the 18th hole. It was the closest race in the six-year history of the season-long points race.

**2007:** Four rounds in the 60s ensured that Jim Thorpe would successfully defend his Charles Schwab Cup Championship title, earning him his third overall victory at the event. Thorpe took the lead after the first round, was tied for second at the halfway mark, trailed by one through 54 holes then shot a final-round 66 to take a three-shot win over Fred Funk. The win vaulted Thorpe to 15th on the final money list and a tie for 14th in the Charles Schwab Cup race.

**2008:** Andy Bean was dominant after taking the second-round lead by a stroke over Nick Price. He shot a third-round 68 to open a four-stroke lead over Gene Jones and Price, and he blew past everybody Sunday with a final-round 66, giving him a tournament-record nine-stroke win. The previous-largest margin of victory was five strokes in 1992 by Raymond Floyd in Puerto Rico and Hale Irwin in 1998 in Myrtle Beach, SC. Bean's 68-66-68-66 gave him the distinction of being the only player in the field with four sub-70 rounds.



Andy Bean

**2009:** John Cook didn't win quite as easily as Andy Bean did in 2008, but Cook still rolled during the final Charles Schwab Cup Championship at Sonoma Golf Club. After opening with a first-round 68, leaving him tied for third, he took a three-stroke lead at the halfway mark on the strength of his career-low Champions Tour round, a 62. He played the final 36 holes in 8-under to cruise to a five-shot win over Russ Cochran, earning \$442,000—his largest payday since he turned 50.

**2010:** John Cook led from the start with an opening-round 64 at TPC Harding Park and maintained his lead after 36 holes. Michael Allen took the lead through 54 holes after a tournament-record 10-under 61 moved him one stroke ahead of Cook. Allen and Cook battled down the stretch in the final round until Cook held a two-stroke lead going to No. 18 and sealed his win when he made a par putt from 18 feet to win the title for the second consecutive year.



John Cook

**2011:** It was Jay Don Blake who made headlines at the end of the week at TPC Harding Park when he claimed the tournament title by two strokes for his second victory of the year following his win at the Songdo IBD Championship in Korea. Mark Calcavecchia, Loren Roberts and local favorite Michael Allen were all in at 6-under, with just Blake (8-under) and Jay Haas (6-under) remaining on the course with one hole to play. Tom Lehman breathed a sigh of relief when Haas made a par, allowing Lehman to win the season-long Schwab Cup, and Blake won the tournament with a spectacular par after a beautiful pitch from the rough below the green. Blake became the first player since Mark McNulty in 2004 to win the Charles Schwab Cup Championship in his first appearance.

**2012:** Tom Lehman claimed his second victory of the season when he won the season-ending Charles Schwab Cup Championship by six strokes over Jay Haas. Lehman made a pivotal birdie in the final round when he recovered brilliantly from a difficult lie at the par-4 14th hole and was never challenged for the title after that. He closed with a tap-in birdie to shoot 258 (22-under) before tipping his cap to honor longtime instructor, Jim Flick, who was watching at home gravely ill. Lehman's winning total was the lowest 72-hole score in Champions Tour history. He captured the Regions Tradition earlier in the year and became the eighth different player in 2012 to win a pair of Champions Tour titles. Lehman became the first player to win consecutive Charles Schwab Cups and also became the first player since Tom Watson in 2005 to claim the Charles Schwab Cup by winning the season-ending Charles Schwab Cup Championship.

**2013:** Fred Couples closed with a 2-under-par 69, his fourth consecutive round in the 60s, to win the Charles Schwab Championship by six strokes. Mark O'Meara, who started the final day five behind Couples, made a double bogey on the final hole to drop from solo second place into a three-way tie for second with Bernhard Langer and Peter Senior. The victory was Couples' first win in 2013 and his first as a World Golf Hall of Fame member. Kenny Perry captured the Charles Schwab Cup by a 412-point margin over Langer and was awarded the \$1-million annuity.



Fred Couples

## History of the Charles Schwab Cup Championship (cont.)

**2014:** It took four extra holes, but Tom Pernice, Jr., two-putted for birdie to outlast Jay Haas and win the 25th Charles Schwab Cup Championship. Haas put pressure on Pernice on the 72nd hole when he rolled in a 37-foot birdie putt from the front fringe to grab a one-stroke lead. Pernice answered moments later when he made a birdie to tie Haas and send the tournament to a playoff. After each birdied the first extra hole, Pernice and Haas matched pars on the ensuing two holes before Pernice ended Haas' bid for his second win in his last three starts. After Haas made his 15-footer for par, Pernice stepped up and drained the winner, giving him his second playoff win of 2014. Earlier in the year Pernice had won The Principal Charity Classic in a playoff. For just the second time in Charles Schwab Cup history, Bernhard Langer claimed the season-long trophy in advance of the season-ending event when he had an insurmountable lead after the penultimate event of the season. In 2002, Hale Irwin claimed the Cup with three events remaining that season.

**2015:** Billy Andrade won for a third time on the 2015 season after overcoming a four-stroke deficit in the final round to win the season-ending Charles Schwab Cup Championship in a playoff over Bernhard Langer. Andrade's 64 on Sunday at Desert Mountain's Cochise Course, which ties the low final round by a winner, was capped by a timely birdie at the par-5 18th hole. Langer then had a chance to win the tournament outright on the 72nd hole but watched as his lengthy eagle putt lipped out. In the ensuing sudden-death playoff, Andrade made birdie to Langer's par to win the tournament title. Although Langer, who had won twice during the 2015 season, did not add a third at the Charles Schwab Cup Championship, his runner-up performance resulted in a record third season-long Charles Schwab Cup title and \$1 million annuity. Langer also became the second player in the 15-year history of the Charles Schwab Cup to win the Cup in back-to-back seasons, joining Tom Lehman (2011, 2012).



**Billy Andrade**

**2016:** After opening with an 8-under 62, Paul Goydos closed with rounds of 67-66 and completed the wire-to-wire victory at Desert Mountain Club's Cochise Course. The win was Goydos' second of the season and he finished third in the final Charles Schwab Cup standings. Colin Montgomerie had a chance to win the tournament and the Schwab Cup on Sunday, but his chances were derailed by an even-par 35 on the back nine. He finished the tournament third, and he finished runner-up in the Schwab Cup for the third consecutive year. Bernhard Langer finished second in the tournament and won the Charles Schwab Cup for the third consecutive year. He finished the season with four wins, four runner-ups and 18 top 10s in 21 starts, and his worst finish of the year was tied for 13th. It was the fourth time he won the Schwab Cup and he is the only player to win more than twice.



**Paul Goydos**

**2017:** Kevin Sutherland won for the first time on PGA TOUR Champions, finishing at 15-under to win the Charles Schwab Cup Championship by one over Vijay Singh and Lee Janzen. With the win, Sutherland also won the Charles Schwab Cup, breaking the three-year winning streak by Bernhard Langer, who finished the tournament T12 and was second in the final standings. With the win, Sutherland became just the third player to win the Charles Schwab Cup Championship and the Charles Schwab Cup in the same season, joining Tom Watson (2005) and Tom Lehman (2012).

**2018:** Vijay Singh closed with a 61 to win the season-ending Charles Schwab Cup Championship, while Bernhard Langer was rewarded for his season-long success and won his fifth Charles Schwab Cup. Singh rallied from six shots behind Sunday with his career-best round on the PGA TOUR Champions, a 10-under 61 that gave him a four-shot victory. The win was Singh's third of the season and he went on the finish No. 4 in the Charles Schwab Cup standings.



**Vijay Singh**

# Charles Schwab Cup Championship Records (1990-2018)

## Best 9-hole score:

28, **Jay Haas**, second round, 2012  
(Desert Mountain Club, Cochise)

## Best 18-hole score:

60, **Jay Haas**, second round, 2012  
(Desert Mountain Club, Cochise)

## Best first-round score:

62, **Paul Goydos**, 2016 (Desert Mountain Club, Cochise)  
63, **Bernhard Langer**, 2015 (Desert Mountain Club, Cochise)  
63, **Peter Senior**, 2013 (TPC Harding Park)  
63, **Jim Thorpe**, 2003 (Sonoma Golf Club)

## Best second-round score:

60, **Jay Haas**, 2012 (Desert Mountain Club, Cochise)

## Best third-round score:

61, **Michael Allen**, 2010 (TPC Harding Park)

## Best final-round score:

61, **Vijay Singh**, 2018 (Phoenix Country Club)  
63, **Jay Sigel**, 1994 (Dunes Golf and Beach Club)  
63, **Andy Bean**, 2009 (Sonoma Golf Club)

## Best first 36-hole score:

66-60—126 (14-under), **Jay Haas**, 2012  
(Desert Mountain Club, Cochise)  
66-62—128 (12-under), **Jay Haas**, 2014  
(Desert Mountain Club, Cochise)  
65-64—129 (11-under), **Michael Allen**, 2015  
(Desert Mountain Club, Cochise)  
62-67—129 (11-under), **Paul Goydos**, 2016  
(Desert Mountain Club, Cochise)

## Best second 36-hole score:

62-65—127 (13-under), **Tom Lehman**, 2012  
(Desert Mountain Club, Cochise)  
64-67—131 (13-under), **Gary McCord**, 1999  
(The Dunes Golf & Beach Club)  
66-65—131 (13-under), **Hale Irwin**, 2007 (Sonoma Golf Club)  
65-66—131 (9-under), **Jay Don Blake**, 2012  
(Desert Mountain Club, Cochise)  
66-65—131 (9-under), **Fred Funk**, 2012  
(Desert Mountain Club, Cochise)

## Best 54-hole score:

68-63-62—193 (17-under), **Tom Lehman**, 2012  
(Desert Mountain Club, Cochise)  
66-66-62—194 (16-under), **Fred Couples**, 2012  
(Desert Mountain Club, Cochise)  
66-60-69—195 (15-under), **Jay Haas**, 2012  
(Desert Mountain Club, Cochise)  
62-67-66—195, **Paul Goydos**, 2016  
(Desert Mountain Club, Cochise)

## Best 72-hole score:

68-63-62-65—258 (22-under), **Tom Lehman**, 2012  
(Desert Mountain Club, Cochise)  
68-62-67-69—266 (22-under), **John Cook**, 2009  
(Sonoma Golf Club)

## Low finish by a winner:

61, **Vijay Singh**, 2018 (Phoenix Country Club)  
64, **Billy Andrade**, 2015 (Desert Mountain Club, Cochise)  
64, **Tom Watson**, 2005 (Sonoma Golf Club)

## High finish by a winner:

74, **Jim Colbert**, 1995 (Dunes Golf and Beach Club)

## Low start by a winner:

62, **Paul Goydos**, 2016 (Desert Mountain Club, Cochise)  
63, **Jim Thorpe**, first round, 2003 (Sonoma Golf Club)

## High start by a winner:

74, **Tom Watson**, 2002 (Gaillardia Golf and Country Club)

## Largest 18-hole lead:

5 strokes, **Allen Doyle**, 2000 (TPC Myrtle Beach)

## Largest 36-hole lead:

5 strokes, **Jay Haas**, 2012 (Desert Mountain Club, Cochise)

## Largest 54-hole lead:

6 strokes, **Jim Albus**, 1994 (The Dunes Golf & Beach Club)  
6 strokes, **Jim Colbert**, 1995 (The Dunes Golf & Beach Club)  
6 strokes, **Jay Haas**, 2005 (Sonoma Golf Club)  
6 strokes, **John Cook**, 2009 (Sonoma Golf Club)

## Largest margin of victory:

9 strokes, **Andy Bean**, 2008 (Sonoma Golf Club)  
6 strokes, **Tom Lehman**, 2012 (Desert Mountain Club, Cochise)  
6 strokes, **Fred Couples**, 2013 (TPC Harding Park)  
5 strokes, **Hale Irwin**, 1998 (Dunes Golf and Beach Club)  
5 strokes, **Raymond Floyd**, 1992 (Hyatt Dorado Beach, East)  
5 strokes, **John Cook**, 2009 (Sonoma Golf Club)

# Charles Schwab Cup Championship Records (1990-2018)

## Best come-from-behind win:

6 strokes, **Tom Watson**, 2005  
(Sonoma Golf Club)  
6 strokes, **Raymond Floyd**, 1994  
(Dunes Golf and Beach Club)  
6 strokes, **Vijay Singh**, 2018  
(Phoenix Country Club)

## Wire-to-wire winner (no ties):

**Jim Colbert**, 1995  
(The Dunes Golf & Beach Club)  
**Jim Thorpe**, 2003 (Sonoma Golf Club)  
**Paul Goydos**, 2016 (Desert Mountain Club, Cochise)

## Playoffs:

**Mike Hill** defeated **Dale Douglass** and **Lee Trevino** with a birdie on the first extra hole, 1990 (Hyatt Dorado Beach, East)  
**Raymond Floyd** defeated **Jim Albus** with a birdie on the first extra hole, 1994 (Dunes Golf and Beach Club)  
**Tom Pernice, Jr.** defeated **Jay Haas** with a birdie on the fourth extra hole, 2014 (Desert Mountain Club, Cochise)  
**Billy Andrade** defeated **Bernhard Langer** with a birdie on the first extra hole, 2015 (Desert Mountain Club, Cochise)

## Most Birdies:

25, **Jim Thorpe**, 2007  
25, **Andy Bean**, 2008  
25, **Tom Lehman**, 2012

## Most Consecutive Birdies:

6, **Tom Watson**, 2000 (third round)  
6, **David Edwards**, 2007 (fourth round)

## Fewest Putts:

98, **Lee Trevino**, 1998

## Holes In One:

No. 12, **Bob Murphy**, 1996 (first round)  
No. 5, **Jay Sigel**, 1996 (third round)  
No. 9, **Dana Quigley**, 2001 (third round)  
No. 17, **Tom Jenkins**, 2003 (second round)  
No. 3, **Bernhard Langer**, 2010 (first round)  
No. 3, **Mark Wiebe**, 2011 (second round)  
No. 8, **Fred Funk**, 2013 (second round)  
No. 2, **Billy Andrade**, 2015 (first round)

## Top-10 Finishes by Player (Thru 2018)

Player	Top-10 Finishes	Year (Finish)
Hale Irwin	9	1995 (T8), 1996 (T10), 1997 (2), 1998 (1), 2001 (T7), 2002 (4), 2003 (T4), 2004 (T7), 2007 (T7)
Tom Kite	8	2000 (T8), 2001 (T7), 2003 (3), 2004 (2), 2005 (3), 2006 (2), 2007 (T7), 2010 (9)
Gil Morgan	8	1997 (1), 1998 (2), 2000 (T10), 2001 (T5), 2002 (2), 2003 (T4), 2005 (T9), 2009 (T10)
Jay Haas	7	2005 (2), 2006 (T6), 2009 (T10), 2011 (T2), 2012 (2), 2014 (2), 2016 (T4)
Bernhard Langer	7	2009 (T6), 2010 (T3), 2012 (6), 2013 (T2), 2014 (T4), 2015 (2), 2016 (2nd)
Tom Watson	7	2000 (1), 2001 (4), 2002 (1), 2003 (2), 2005 (1), 2006 (T6), 2009 (T6)
George Archer	6	1990 (T9), 1991 (T4), 1992 (T2), 1993 (T8), 1995 (T8), 1999 (T5)
Fred Couples	6	2010 (T10), 2011 (T7), 2012 (T4), 2013 (1), 2014 (T7), 2015 (T9)
Raymond Floyd	6	1992 (1), 1993 (T2), 1994 (1), 1995 (2), 1997 (T9), 1999 (8)
Michael Allen	5	2010 (2), 2011 (T2), 2012 (T10), 2014 (T9), 2015 (3)
Bob Charles	5	1990 (T7), 1991 (3), 1992 (T7), 1995 (7), 1996 (T6)
Jim Dent	5	1992 (T4), 1994 (4), 1996 (5), 1998 (T8), 2009 (T10)
Mike Hill	5	1990 (1), 1991 (1), 1994 (T8), 1995 (T8), 1996 (T10)
Loren Roberts	5	2005 (T5), 2006 (T4), 2008 (4), 2009 (T6), 2011 (T2)
Larry Nelson	5	1999 (T2), 2000 (T10), 2001 (T5), 2002 (T5), 2003 (T7)
Jim Thorpe	5	1999 (7), 2003 (1), 2004 (T7), 2006 (1), 2007 (1)

Player	Top-10 Finishes	Year (Finish)
Tom Wargo	5	1993 (T8), 1994 (5), 1995 (T3), 1996 (T10), 2000 (T6)
Russ Cochran	4	2009 (2), 2010 (T5), 2011 (T7), 2012 (7)
Jim Colbert	4	1991 (2), 1992 (T7), 1995 (1), 1996 (T3)
David Eger	4	2003 (T10), 2004 (T5), 2008 (T5), 2011 (T7)
David Frost	4	2010 (T3), 2011 (6), 2012 (T10), 2017 (T4)
Fred Funk	4	2007 (T2), 2010 (T5), 2012 (T4), 2013 (T9)
Tom Jenkins	4	2001 (T7), 2003 (T4), 2008 (T5), 2009 (T10)
Mark McNulty	4	2004 (1), 2005 (4), 2007 (4), 2008 (T5)
Tom Purtzer	4	2002 (T5), 2003 (T7), 2005 (7), 2007 (T5)
Jay Sigel	4	1994 (3), 1996 (1), 1997 (T4), 1998 (3)
Craig Stadler	4	2003 (9), 2004 (T7), 2005 (8), 2006 (T6)
Dave Stockton	4	1993 (4), 1994 (6), 1995 (5), 1998 (T8)
Lee Trevino	4	1990 (T2), 1992 (T7), 1993 (T6), 1997 (T4)
Jim Albus	3	1993 (T8), 1994 (2), 1998 (T6)
Isao Aoki	3	1992 (T7), 1996 (T8), 1997 (3)
Hugh Baiocchi	3	1997 (T4), 1998 (T8), 1999 (T9)
Jay Don Blake	3	2011 (1), 2012 (3), 2013 (T9)
Brad Bryant	3	2007 (T10), 2008 (3), 2009 (T3)
Olin Browne	3	2012 (T8), 2014 (6), 2015 (T9)
John Cook	3	2009 (1), 2010 (1), 2012 (T10)
Dale Douglass	3	1990 (T2), 1992 (T2), 1993 (T8)
Allen Doyle	3	1999 (T9), 2000 (T6), 2004 (3)
Paul Goydos	3	2016 (1), 2017 (T9), 2018 (7)
Morris Hatafsky	3	2002 (T5), 2004 (T7), 2005 (T9)
Simon Hobday	3	1991 (T6), 1992 (T4), 1993 (1)
Tom Lehman	3	2010 (T5), 2012 (1), 2013 (T9)
Tom Pernice, Jr.	3	2010 (T5), 2014 (1), 2016 (T10)
Kenny Perry	3	2011 (T7), 2013 (T5), 2014 (3)
Eduardo Romero	3	2006 (T4), 2007 (T5), 2009 (9)
Jeff Sluman	3	2008 (T5), 2009 (T3), 2015 (T4)



## Top-10 Finishes by Player (Thru 2018) (cont.)

Player	Top-10 Finishes	Year (Finish)
Rocky Thompson	3	1990 (T5), 1994 (10), 1995 (T3)
Wes Short Jr.	3	2014 (T7), 2017 (T9), 2018 (T3)
Kevin Sutherland	3	2016 (T8), 2017 (1), 2018 (T8)
Stephen Ames	2	2015 (T6), 2018 (T5)
Woody Austin	2	2016 (T4), 2018 (T5)
Andy Bean	2	2006 (T9), 2008 (1)
John Bland	2	1996 (T3), 2002 (T5)
Mark Calcavecchia	2	2011 (T2), 2013 (T5)
Jose Maria Canizares	2	2000 (T3), 2004 (T5)
Joe Durant	2	2015 (8), 2018 (T8)
Dave Eichelberger	2	1995 (6), 1997 (T9)
Keith Fergus	2	2006 (3), 2007 (T7)
Vicente Fernandez	2	1996 (T8), 1998 (T4)
Bruce Fleisher	2	1999 (T2), 2003 (T10)
Al Geiberger	2	1990 (T5), 1991 (T4)
Bob Gilder	2	2001 (1), 2002 (3)
Paul Goydos	2	2016 (1st), 2017 (T9)
Hubert Green	2	1997 (T7), 2000 (T8)
Harold Henning	2	1991 (T6), 1992 (T7)
Bruce Lietzke	2	2001 (3), 2002 (T10)
Graham Marsh	2	1995 (T8), 1996 (T10)
Scott McCarron	2	2017 (T9), 2018 (T3)
Colin Montgomerie	2	2014 (T4), 2016 (3rd)
Lonnie Nielsen	2	2005 (T9), 2009 (T10)
Mark O'Meara	2	2013 (T2), 2015 (T4)
Corey Pavin	2	2010 (T10), 2012 (T8)
Dana Quigley	2	1999 (T5), 2005 (T5)
Chi Chi Rodriguez	2	1990 (4), 1992 (T7)
Vijay Singh	2	2017 (T2), 2018 (1)
Duffy Waldorf	2	2015 (T9), 2016 (T6)
D.A. Weirbring	2	2004 (T7), 2008 (T5)
Kermit Zarley	2	1993 (T6), 1996 (2)
Tommy Aaron	1	1994 (7)
Billy Andrade	1	2015 (1)
Don Bies	1	1992 (T4)
Phil Blackmar	1	2009 (5)
Bart Bryant	1	2013 (T5)
Frank Conner	1	1996 (T6)
Charles Coody	1	1990 (T7)
Bruce Crampton	1	1991 (T9)
John Daly	1	2017 (T4)
Marco Dawson	1	2018 (T8)
Ed Dougherty	1	2002 (T10)
Scott Dunlap	1	2016 (T6)
Bob Duval	1	1997 (T7)
Doug Garwood	1	2016 (T10)
Larry Gilbert	1	1993 (T2)
Stewart Ginn	1	2000 (T10)
David Graham	1	1998 (T4)

Player	Top-10 Finishes	Year (Finish)
Walter Hall	1	2001 (T7)
Joe Inman	1	1998 (T6)
John Jacobs	1	2000 (2)
Brandt Jobe	1	2017 (T7)
Gene Jones	1	2008 (2)
Kent Jones	1	2018 (T8)
Peter Jacobsen	1	2004 (4)
Don January	1	1991 (T6)
Lee Janzen	1	2017 (T2)
Don Massengale	1	1991 (T9)
Billy Mayfair	1	2017 (T7)
Scott McCarron	1	2017 (T9)
Gary McCord	1	1999 (1)
Mike McCullough	1	2000 (T3)
Jerry McGee	1	1994 (T8)
Rocco Mediate	1	2013 (T5)
Larry Mize	1	2009 (T10)
Bob Murphy	1	1993 (5)
Joe Ozaki	1	2007 (T10)
Jesper Parnevik	1	2016 (T8)
Tim Petrovic	1	2018 (2)
Nick Price	1	2008 (T5)
Gene Sauers	1	2014 (T9)
Peter Senior	1	2013 (T2)
Joey Sindelar	1	2011 (T7)
Ben Smith	1	1990 (T9)
Des Smyth	1	2006 (T9)
Bruce Summerhays	1	1999 (4)
Doug Tewell	1	2001 (2)
Leonard Thompson	1	2000 (T3)
Esteban Toledo	1	2016 (T10)
David Toms	1	2017 (T4)
Kirk Triplett	1	2015 (T6)
Denis Watson	1	2007 (T2)
Walt Zembriski	1	1991 (T9)
Fuzzy Zoeller	1	2002 (T5)

# Playoff Records Tracker (Thru 2018)

	Dominion Energy Charity Classic (2016 - Present)	Invesco QQQ Championship (2016 - Present)	Charles Schwab Cup Championship (2016 - Present)
<b>Best 18-hole score</b>	63 (-9) - Kevin Sutherland (2016)	64 (-8) - Tom Pernice Jr. (2016)	62 (-8) - Paul Goydos (2016)
	63 (-9) - Bernhard Langer (2017)		62 (-9) - Fred Couples (2017)
	63 (-9) - Vijay Singh (2017)		
<b>Best first-round score</b>	65 (-7) - Tom Byrum (2016)	65 (-7) - Colin Montgomerie (2016)	62 (-8) - Paul Goydos (2016)
<b>Best second-round score</b>	63 (-9) - Bernhard Langer (2017)	64 (-8) - Tom Pernice Jr. (2016)	63 (-8) - Kevin Sutherland (2017)
	63 (-9) - Vijay Singh (2017)		
<b>Best final-round score</b>	63 (-9) - Kevin Sutherland (2016)	67 (-5) - Eight players	61 (-10) - Vijay Singh (2018)
<b>Best 36 holes</b>	130 (-14) - Bernhard Langer (2017)	133 (-11) - Brandt Jobe (2016)	129 (-11) - Paul Goydos (2016)
		133 (-11) - Tom Pernice Jr. (2016)	
<b>Best 54 holes</b>	200 (-16) - Bernhard Langer (2017)	203 (-13) - Tom Pernice Jr. (2016)	195 (-15) - Paul Goydos (2016)
<b>Low finish by a winner</b>	69 (-3) - Scott McCarron (2016)	67 (-5) - Bernhard Langer (2017)	61 (-10) - Vijay Singh (2018)
	69 (-3) - Woody Austin (2018)		
<b>High finish by a winner</b>	70 (-2) - Bernhard Langer (2017)	70 (-2) - Tom Pernice Jr. (2016)	66 (-4) - Paul Goydos (2016)
			66 (-5) - Kevin Sutherland (2017)
<b>Low start by a winner</b>	67 (-5) - Scott McCarron (2016)	67 (-5) - Scott Parel (2018)	62 (-8) - Paul Goydos (2016)
	67 (-5) - Bernhard Langer (2017)		
<b>High start by a winner</b>	68 (-4) - Woody Austin (2018)	69 (-3) - Tom Pernice Jr. (2016)	69 (-2) - Kevin Sutherland
		69 (-3) - Bernhard Langer (2017)	
<b>Largest 18-hole lead</b>	1 - Tom Byrum (2016)	2 - Colin Montgomerie (2016)	3 - Paul Goydos (2016)
<b>Largest 36-hole lead</b>	3 - Bernhard Langer (2017)	1 - Miguel Angel Jimenez (2018)	2 - Paul Goydos (2016)
<b>Largest margin of victory</b>	1 - Bernhard Langer (2017)	1 - Tom Pernice Jr. (2016)	4 - Vijay Singh (2018)
	1 - Woody Austin (2018)	1 - Scott Parel (2018)	
<b>Playoffs</b>	2016 - McCarron def. Byrum	None	None
<b>Best come-from-behind win</b>	3 - Woody Austin (2018)	1 - Scott Parel (2018)	6 - Vijay Singh (2018)
<b>Wire-to-wire winners</b>	None	None	Paul Goydos (2016)
<b>Two eagles in one round</b>	Mike Goodes (R3, 2016)	None	Scott McCarron (R1, 2018)
	Miguel Angel Jimenez (R2, 2017)		
<b>Best birdie streak (five or more)</b>	5 - Paul Goydos (R3, 2016)	None	None
<b>Birdies (total)</b>	20 - Tom Byrum (2016)	19 - Tom Pernice Jr. (2016)	27 - Vijay Singh (2018)
<b>Putts per round</b>	26.7 - Todd Hamilton (2017)	24.3 - Bernhard Langer (2017)	25.0 - David Frost (2017)
<b>Driving Accuracy</b>	90.48% (38/42) - Bart Bryant (2017)	89.74% (35/39) - Scott Verplank, Jerry Kelly, Rod Spittle (2017); Kent Jones (2018)	83.93% (47/56) - Billy Mayfair (2018)
<b>Greens in Regulation</b>	90.74% (49/54) - Kevin Sutherland (2017)	81.48% (44/54) - Joe Durant (2016)	88.89% (48/54) - Kevin Sutherland (2017)
<b>Easiest round (field average, to par)</b>	69.433 (-2.568) - 2017, second round	71.029 (-.971) - 2016, second round	67.167 (-3.831) - 2017, final round

## Playoff Records Tracker (cont.)

	Dominion Energy Charity Classic (2016 - Present)	Invesco QQQ Championship (2016 - Present)	Charles Schwab Cup Championship (2016 - Present)
<b>Hardest round (field average, to par)</b>	72.806 (+0.806) - 2018, final round	73.791 (+1.791) - 2016, final round	70.686 (+.686) - 2016, first round
<b>Holes-in-one</b>	None	David Toms (No. 3 / R1)	None
		Doug Garwood (No. 3 / R3)	

## Playoff Records Tracker

	After Regular Season		After Playoff Event #1			After Playoff Event #2		
	No. 72	No. 1	No. 54	No. 1	Players moving into top 54	No. 36	No. 1	Players moving into top 36
<b>2016</b>	183,192 - Pavin	2,697,459 - Langer	293,741 - Janzen	2,697,459 - Langer	2 - Janzen (56 to 54), Parel (62 to 53)	616,965 - Toledo	2,836,459 - Langer	1 - Toledo (37 to 36)
<b>2017</b>	154,376 - Cochran	3,012,359 - Langer	329,973 - McKenzie	3,622,359 - Langer	2 - Quinn (59 to 53), McKenzie (57 to 54)	590,831 - Short Jr.	4,232,359 - Langer	1 - Short Jr. (40 to 36)
<b>2018</b>	133,614 - Forsman	1,918,904 - Langer	353,273 - McKenzie	2,278,904 - Langer	2 - Quinn (64 to 45), Pavin (57 to 53)	650,505 - Mayfair	2,417,904 - Langer	1 - Ames (42 to 27)



# 2019 Competitors' Capsules

## STEPHEN AMES

### 2019 Tournament Summary

Tournament	Position	Scores	Total Score	Total Par	Money Points
Mitsubishi Electric	T13	71-65-72	208	-8	\$34,000.00
Oasis Championship	T24	70-66-74	210	-6	\$17,425.00
Chubb Classic	T6	63-68-71	202	-11	\$51,840.00
Coloquard Classic	T13	71-72-68	211	-8	\$33,150.00
Hoag Classic	T32	75-69-67	211	-2	\$11,137.50
Rapiscan Systems	T36	71-74-76	221	+5	\$9,000.00
Mitsubishi Electric	T6	73-70-69	212	-4	\$61,200.00
Insperty Invitational	T37	70-74-70	214	-2	\$11,440.00
Regions Tradition	T22	71-71-67-74	283	-5	\$25,248.00
Senior PGA Championship	T35	73-72-74-72	291	+11	\$15,516.66
Principal Charity Classic	T18	71-68-69	208	-8	\$26,085.00
Japan Championship	T47	73-76-69	218	+2	\$9,000.00
American Family Insurance	T22	73-69-67	209	-7	\$21,550.00
U.S. Senior Open Champ	T6	70-67-66-72	275	-5	\$114,444.00
Bridgestone SENIOR PLAYER	T39	76-71-70-74	291	+11	\$13,160.00
The Senior Open Champ	T29	74-69-71-70	284	+4	\$15,581.00
Boeing Classic	T29	70-69-72	211	-5	\$15,540.00
Shaw Charity Classic	T29	67-71-69	207	-3	\$17,020.72
The Ally Challenge	T17	70-71-68	209	-7	\$29,150.00
Sanford International	T16	70-68-68	206	-4	\$29,700.00
SAS Championship	T8	71-66-70	207	-9	\$57,750.00

Tournament	Position	Scores	Total Score	Total Par	Money Points
Dominion Energy Charity	T14	73-66-69	208	-8	\$36,000.00

PGA TOUR CHAMPIONS Regular Season  
Official Points (Rank): \$654,938 (29)

## BILLY ANDRADE

### 2019 Tournament Summary

Tournament	Position	Scores	Total Score	Total Par	Money Points
Oasis Championship	T38	68-69-76	213	-3	\$8,840.00
Chubb Classic	T25	67-68-71	206	-7	\$13,351.11
Coloquard Classic	T53	71-77-72	220	+1	\$3,910.00
Hoag Classic	T15	67-74-68	209	-4	\$25,660.00
Rapiscan Systems	3	71-68-71	210	-6	\$115,200.00
Mitsubishi Electric	20	76-69-72	217	+1	\$23,760.00
Bass Pro Shops Legends	T7	50-65-50	165	+3	\$26,280.00
Insperty Invitational	T35	74-69-70	213	-3	\$13,530.00
Regions Tradition	T2	68-67-69-72	276	-12	\$176,000.00
Senior PGA Championship	T8	72-75-71-66	284	+4	\$84,033.33
Principal Charity Classic	T11	66-69-72	207	-9	\$35,942.85
Japan Championship	T2	69-69-68	206	-10	\$196,500.00
American Family Insurance	7	68-66-70	204	-12	\$72,000.00
U.S. Senior Open Champ	T33	66-68-69-77	280	E	\$20,464.00
Bridgestone SENIOR PLAYER	T18	73-69-71-71	284	+4	\$38,290.00
The Senior Open Champ	T24	73-71-72-67	283	+3	\$19,040.00
DICK'S Sporting Goods	T9	67-70-69	206	-10	\$51,250.00
Boeing Classic	T40	71-70-72	213	-3	\$9,660.00
Shaw Charity Classic	T5	64-69-68	201	-9	\$97,133.33
The Ally Challenge	T46	75-71-69	215	-1	\$7,600.00
Pure Insurance Champ	2	70-67-69	206	-9	\$184,800.00
SAS Championship	T36	74-69-71	214	-2	\$11,160.00

Tournament	Position	Scores	Total Score	Total Par	Money Points
Dominion Energy Charity	T47	70-74-72	216	E	\$7,000.00

PGA TOUR CHAMPIONS Regular Season  
Official Points (Rank): \$1,241,405 (10)

## WOODY AUSTIN

### 2019 Tournament Summary

Tournament	Position	Scores	Total Score	Total Par	Money Points
Mitsubishi Electric	T29	71-70-71	212	-4	\$14,333.33
Oasis Championship	T5	65-70-70	205	-11	\$70,266.66
Chubb Classic	T4	67-65-69	201	-12	\$86,400.00
Coloquard Classic	T44	70-75-73	218	-1	\$6,970.00
Hoag Classic	2	68-67-68	203	-10	\$158,400.00
Rapiscan Systems	T25	71-74-73	218	+2	\$14,592.00
Mitsubishi Electric	T41	75-71-76	222	+6	\$8,100.00
Bass Pro Shops Legends	T31	55-68-54	177	+15	\$7,290.00
Insperty Invitational	T53	74-75-69	218	+2	\$5,060.00
Regions Tradition	T16	74-74-67-67	282	-6	\$35,080.00
Senior PGA Championship	11	74-75-70-67	286	+6	\$74,500.00
Principal Charity Classic	T21	67-70-72	209	-7	\$19,583.57
Japan Championship	T27	73-69-72	214	-2	\$20,291.66
American Family Insurance	T8	69-67-69	205	-11	\$55,000.00
U.S. Senior Open Champ	T11	68-69-70-69	276	-4	\$79,185.00
Bridgestone SENIOR PLAYER	T7	71-71-70-68	280	E	\$89,600.00
The Senior Open Champ	T7	68-70-68-73	279	-1	\$48,637.00
DICK'S Sporting Goods	3	68-68-67	203	-13	\$147,600.00
Boeing Classic	T16	69-69-70	208	-8	\$31,626.00
Shaw Charity Classic	T15	68-67-70	205	-5	\$35,485.00
The Ally Challenge	2	68-65-69	202	-14	\$176,000.00
Sanford International	T7	68-71-66	205	-5	\$45,000.00
Pure Insurance Champ	T14	69-71-71	211	-4	\$38,850.00
SAS Championship	T3	67-67-71	205	-11	\$126,000.00

Tournament	Position	Scores	Total Score	Total Par	Money Points
Dominion Energy Charity	T4	70-68-65	203	-13	\$98,000.00

PGA TOUR CHAMPIONS Regular Season  
Official Points (Rank): \$1,491,850 (6)

## DOUG BARRON

### 2019 Tournament Summary

Tournament	Position	Scores	Total Score	Total Par	Money Points
The Senior Open Champ	T5	69-69-73-67	278	-2	\$72,960.00
DICK'S Sporting Goods	1	65-68-66	199	-17	\$307,500.00
Shaw Charity Classic	T22	66-72-68	206	-4	\$23,634.29
The Ally Challenge	T21	70-69-71	210	-6	\$22,200.00
Sanford International	T42	73-68-71	212	+2	\$7,560.00
Pure Insurance Champ	T24	67-73-74	214	-1	\$19,200.00
SAS Championship	T3	66-68-71	205	-11	\$126,000.00

Tournament	Position	Scores	Total Score	Total Par	Money Points
Dominion Energy Charity	T39	73-71-71	215	-1	\$9,200.00

PGA TOUR CHAMPIONS Regular Season  
Official Points (Rank): \$588,254 (36)

# 2019 Competitors' Capsules

## PAUL BROADHURST

### 2019 Tournament Summary

Tournament	Position	Scores	Total Score	Total Par	Money Points
Mitsubishi Electric	T20	70-70-70	210	-6	\$23,000.00
Oasis Championship	T26	69-72-70	211	-5	\$15,130.00
Chubb Classic	T19	69-66-70	205	-8	\$19,413.33
ColoGuard Classic	T33	73-71-73	217	-2	\$9,504.55
Hoag Classic	T10	71-69-67	207	-6	\$41,400.00
Rapiscan Systems	T30	71-74-74	219	+3	\$12,320.00
Mitsubishi Electric	T28	76-73-71	220	+4	\$14,256.00
Bass Pro Shops Legends	T2	50-67-44	161	-1	\$91,125.00
Regions Tradition	T6	73-66-68-72	279	-9	\$77,760.00
Senior PGA Championship	3	70-67-67-75	279	-1	\$215,000.00
Principal Charity Classic	T55	71-76-70	217	+1	\$3,700.00
American Family Insurance	T26	71-68-71	210	-6	\$17,800.00
U.S. Senior Open Champ	T11	71-67-68-70	276	-4	\$79,185.00
Bridgestone SENIOR PLAYER	T30	73-70-74-71	288	+8	\$20,650.00
The Senior Open Champ	2	67-71-67-71	276	-4	\$209,590.00
DICK'S Sporting Goods	T19	71-66-71	208	-8	\$26,291.25
Boeing Classic	T12	66-67-74	207	-9	\$41,475.00
Shaw Charity Classic	T15	71-67-67	205	-5	\$35,485.00
The Ally Challenge	T41	71-73-70	214	-2	\$9,000.00
Sanford International	T7	67-69-69	205	-5	\$45,000.00
Pure Insurance Champ	3	72-67-68	207	-8	\$151,200.00
SAS Championship	T25	75-71-66	212	-4	\$20,020.00

Tournament	Position	Scores	Total Score	Total Par	Money Points
Dominion Energy Charity	T55	73-73-73	219	+3	\$4,500.00

### PGA TOUR CHAMPIONS Regular Season

Official Points (Rank): **\$1,182,805 (12)**

## OLIN BROWNE

### 2019 Tournament Summary

Tournament	Position	Scores	Total Score	Total Par	Money Points
Mitsubishi Electric	T20	70-68-72	210	-6	\$23,000.00
Oasis Championship	T30	68-70-74	212	-4	\$11,496.25
Chubb Classic	T2	68-66-66	200	-13	\$128,000.00
ColoGuard Classic	T47	72-70-77	219	E	\$5,440.00
Hoag Classic	T64	76-72-70	218	+5	\$2,250.00
Rapiscan Systems	T17	71-73-72	216	E	\$22,624.00
Bass Pro Shops Legends	T7	66-49-50	165	+3	\$26,280.00
Insperty Invitational	T69	74-73-78	225	+9	\$2,002.00
Regions Tradition	T22	71-73-72-67	283	-5	\$25,248.00
Senior PGA Championship	T60	73-75-73-76	297	+17	\$6,000.00
Principal Charity Classic	T28	72-70-68	210	-6	\$14,652.00
Japan Championship	T51	74-72-74	220	+4	\$6,250.00
American Family Insurance	T19	72-69-67	208	-8	\$26,466.67
U.S. Senior Open Champ	CUT	72-71	143	+3	\$0.00
Bridgestone SENIOR PLAYER	T18	70-70-73-71	284	+4	\$38,290.00
DICK'S Sporting Goods	T32	71-71-70	212	-4	\$13,222.50
Boeing Classic	T29	70-68-73	211	-5	\$15,540.00
Shaw Charity Classic	T49	69-72-69	210	E	\$7,050.00
The Ally Challenge	W/D	76-73	149	+5	\$0.00
Pure Insurance Champ	T61	72-76	148	+5	\$2,650.20
SAS Championship	T45	73-72-71	216	E	\$6,930.00

Tournament	Position	Scores	Total Score	Total Par	Money Points
Dominion Energy Charity	T52	74-68-76	218	+2	\$5,066.67

### PGA TOUR CHAMPIONS Regular Season

Official Points (Rank): **\$388,458 (49)**

## BART BRYANT

### 2019 Tournament Summary

Tournament	Position	Scores	Total Score	Total Par	Money Points
Mitsubishi Electric	T35	73-69-71	213	-3	\$12,250.00
Oasis Championship	T26	70-73-68	211	-5	\$15,130.00
Chubb Classic	T39	67-71-70	208	-5	\$8,320.00
ColoGuard Classic	T33	71-74-72	217	-2	\$9,504.55
Hoag Classic	T54	71-71-72	214	+1	\$3,870.00
Rapiscan Systems	T40	75-72-75	222	+6	\$7,040.00
Mitsubishi Electric	W/D	78-76	154	+10	\$0.00
Bass Pro Shops Legends	T13	64-51-52	167	+5	\$16,650.00
Insperty Invitational	T20	69-72-70	211	-5	\$24,577.14
Regions Tradition	T43	74-73-71-71	289	+1	\$9,600.00
Senior PGA Championship	T28	74-70-74-72	290	+10	\$22,685.71
Principal Charity Classic	T43	72-69-73	214	-2	\$7,585.00
Japan Championship	T17	70-72-70	212	-4	\$36,312.50
U.S. Senior Open Champ	T43	72-68-73-70	283	+3	\$12,633.00
Bridgestone SENIOR PLAYER	T46	72-75-73-72	292	+12	\$9,520.00
The Senior Open Champ	T18	69-68-73-72	282	+2	\$22,577.00
DICK'S Sporting Goods	T47	72-74-70	216	E	\$6,970.00
Boeing Classic	T62	74-75-70	219	+3	\$2,940.00
Shaw Charity Classic	T49	67-69-74	210	E	\$9,050.00
The Ally Challenge	T30	72-68-72	212	-4	\$15,066.66
SAS Championship	T28	71-72-70	213	-3	\$15,592.50

Tournament	Position	Scores	Total Score	Total Par	Money Points
Dominion Energy Charity	T12	70-71-66	207	-9	\$42,000.00

### PGA TOUR CHAMPIONS Regular Season

Official Points (Rank): **\$307,874 (56)**

## TOM BYRUM

### 2019 Tournament Summary

Tournament	Position	Scores	Total Score	Total Par	Money Points
Oasis Championship	T19	66-69-74	209	-7	\$21,182.00
Chubb Classic	T34	67-65-75	207	-6	\$9,632.00
ColoGuard Classic	T24	68-75-71	214	-5	\$17,000.00
Hoag Classic	T24	70-69-71	210	-3	\$16,087.50
Rapiscan Systems	T15	68-72-75	215	-1	\$28,000.00
Mitsubishi Electric	T46	77-74-72	223	+7	\$6,660.00
Insperty Invitational	T27	74-69-69	212	-4	\$17,105.00
Regions Tradition	5	71-69-66-71	277	-11	\$115,200.00
Senior PGA Championship	CUT	72-78	150	+10	\$0.00
Principal Charity Classic	T43	68-75-71	214	-2	\$7,585.00
Japan Championship	T13	73-72-66	211	-5	\$46,312.50
American Family Insurance	T51	73-70-72	215	-1	\$4,885.71
U.S. Senior Open Champ	T24	73-67-72-67	279	-1	\$28,798.00
Bridgestone SENIOR PLAYER	T34	74-70-75-71	290	+10	\$16,856.00
DICK'S Sporting Goods	66	71-75-73	219	+3	\$2,460.00
Boeing Classic	T62	78-75-66	219	+3	\$2,940.00
Shaw Charity Classic	T5	63-69-69	201	-9	\$97,133.33
The Ally Challenge	T7	70-67-69	206	-10	\$58,400.00
Sanford International	T7	70-68-67	205	-5	\$45,000.00
Pure Insurance Champ	T5	68-72-69	209	-6	\$81,900.00
SAS Championship	T28	74-71-68	213	-3	\$15,592.50

Tournament	Position	Scores	Total Score	Total Par	Money Points
Dominion Energy Charity	57	78-72-72	222	+6	\$4,200.00

### PGA TOUR CHAMPIONS Regular Season

Official Points (Rank): **\$642,930 (30)**



# 2019 Competitors' Capsules

## DARREN CLARKE

### 2019 Tournament Summary

Tournament	Position	Scores	Total Score	Total Par	Money Points
Oasis Championship	T10	67-75-65	207	-9	\$39,100.00
Chubb Classic	T16	68-69-67	204	-9	\$25,600.00
Coloquard Classic	T2	70-68-68	206	-13	\$113,900.00
Hoag Classic	T47	75-72-66	213	E	\$5,580.00
Rapiscan Systems	T51	72-74-78	224	+8	\$4,200.00
Mitsubishi Electric	T57	74-74-78	226	+10	\$3,510.00
Insperty Invitational	T37	70-73-71	214	-2	\$11,440.00
Regions Tradition	T27	72-71-71-70	284	-4	\$20,880.00
Senior PGA Championship	T35	68-74-74-75	291	+11	\$15,516.66
Principal Charity Classic	T28	67-70-73	210	-6	\$14,652.00
Japan Championship	T4	68-70-69	207	-9	\$135,000.00
American Family Insurance	T46	73-70-71	214	-2	\$7,000.00
U.S. Senior Open Champ	CUT	73-72	145	+5	\$0.00
The Senior Open Champ	T10	68-68-73-71	280	E	\$31,922.00
Boeing Classic	T51	70-72-74	216	E	\$5,376.00
Shaw Charity Classic	T43	71-66-72	209	-1	\$9,400.00
The Ally Challenge	T33	67-75-71	213	-3	\$11,850.00
Sanford International	T21	69-69-70	208	-2	\$20,475.00
Pure Insurance Champ	T35	69-76-71	216	+1	\$10,983.00
SAS Championship	T60	74-72-73	219	+3	\$3,570.00

Tournament	Position	Scores	Total Score	Total Par	Money Points
Dominion Energy Charity	T25	74-69-69	212	-4	\$18,240.00

**PGA TOUR CHAMPIONS Regular Season**  
**Official Points (Rank):** \$508,195 (39)

## FRED COUPLES

### 2019 Tournament Summary

Tournament	Position	Scores	Total Score	Total Par	Money Points
Mitsubishi Electric	T5	72-66-66	204	-12	\$85,000.00
Oasis Championship	T8	67-69-70	206	-10	\$51,000.00
Coloquard Classic	T20	73-70-70	213	-6	\$20,485.00
Hoag Classic	T10	68-70-69	207	-6	\$41,400.00
Rapiscan Systems	T17	69-70-77	216	E	\$22,624.00
Bridgestone SENIOR PLAYER	T22	75-72-69-69	285	+5	\$31,640.00
The Senior Open Champ	T60	73-67-75-73	288	+8	\$5,100.00
DICK'S Sporting Goods	2	70-68-63	201	-15	\$180,400.00
Boeing Classic	T3	65-63-76	204	-12	\$138,600.00
The Ally Challenge	T12	70-70-67	207	-9	\$40,666.67
SAS Championship	T28	74-70-69	213	-3	\$15,592.50

**PGA TOUR CHAMPIONS Regular Season**  
**Official Points (Rank):** \$632,508 (31)

## JOHN DALY

### 2019 Tournament Summary

Tournament	Position	Scores	Total Score	Total Par	Money Points
Mitsubishi Electric	T20	73-68-69	210	-6	\$23,000.00
Oasis Championship	T3	71-79-80	230	+14	\$1,190.00
Coloquard Classic	T76	72-77-81	230	+11	\$986.00
Rapiscan Systems	T8	71-71-71	213	-3	\$45,866.67
Mitsubishi Electric	T33	76-74-71	221	+5	\$10,665.00
Bass Pro Shops Legends	T7	50-65-50	165	+3	\$26,280.00
Insperty Invitational	T27	71-71-70	212	-4	\$17,105.00
Senior PGA Championship	CUT	79-74	153	+13	\$0.00
Principal Charity Classic	T28	69-72-69	210	-6	\$14,652.00
American Family Insurance	T5	68-69-66	203	-13	\$88,000.00
Bridgestone SENIOR PLAYER	T18	70-73-69-72	284	+4	\$38,290.00
DICK'S Sporting Goods	T29	71-70-70	211	-5	\$16,195.00
Boeing Classic	W/D	77	77	+5	\$0.00
Sanford International	T25	72-71-66	209	-1	\$15,685.72
SAS Championship	T56	76-73-69	218	+2	\$4,305.00

Tournament	Position	Scores	Total Score	Total Par	Money Points
Dominion Energy Charity	T22	68-72-71	211	-5	\$22,066.67

**PGA TOUR CHAMPIONS Regular Season**  
**Official Points (Rank):** \$324,287 (54)

## MARCO DAWSON

### 019 Tournament Summary

Tournament	Position	Scores	Total Score	Total Par	Money Points
Mitsubishi Electric	T10	69-68-70	207	-9	\$45,000.00
Oasis Championship	2	66-67-69	202	-14	\$149,600.00
Chubb Classic	T25	67-67-72	206	-7	\$13,351.11
Coloquard Classic	T47	70-77-72	219	E	\$5,440.00
Hoag Classic	T15	71-71-67	209	-4	\$25,660.00
Rapiscan Systems	4	65-72-74	211	-5	\$96,000.00
Insperty Invitational	T4	72-65-68	205	-11	\$118,800.00
Regions Tradition	T30	71-69-74-71	285	-3	\$18,080.00
Senior PGA Championship	T35	67-74-77-73	291	+11	\$15,516.66
Principal Charity Classic	T8	69-65-72	206	-10	\$53,033.33
American Family Insurance	T30	73-69-69	211	-5	\$14,440.00
U.S. Senior Open Champ	T47	72-68-70-74	284	+4	\$9,935.00
Bridgestone SENIOR PLAYER	T30	72-69-77-70	288	+8	\$20,650.00
DICK'S Sporting Goods	T9	66-69-71	206	-10	\$51,250.00
Boeing Classic	T29	69-72-70	211	-5	\$15,540.00
The Ally Challenge	T17	72-70-67	209	-7	\$29,150.00
Sanford International	T18	70-66-71	207	-3	\$25,380.00
Pure Insurance Champ	T5	67-71-71	209	-6	\$81,900.00
SAS Championship	T18	70-71-68	209	-7	\$30,555.00

Tournament	Position	Scores	Total Score	Total Par	Money Points
Dominion Energy Charity	T12	68-69-70	207	-9	\$42,000.00

**PGA TOUR CHAMPIONS Regular Season**  
**Official Points (Rank):** \$861,281 (21)

## GLEN DAY

### 2019 Tournament Summary

Tournament	Position	Scores	Total Score	Total Par	Money Points
Oasis Championship	T46	70-67-78	215	-1	\$6,290.00
Chubb Classic	T11	65-66-72	203	-10	\$32,960.00
Coloquard Classic	T59	76-76-70	222	+3	\$2,975.00
Hoag Classic	T24	70-70-70	210	-3	\$16,087.50
Rapiscan Systems	T40	74-75-73	222	+6	\$7,040.00
Mitsubishi Electric	T14	73-71-70	214	-2	\$31,500.00
Insperty Invitational	T44	68-75-73	216	E	\$8,800.00
Regions Tradition	T16	64-72-73-73	282	-6	\$35,080.00
Senior PGA Championship	CUT	78-73	151	+11	\$0.00
Principal Charity Classic	T28	71-70-69	210	-6	\$14,652.00
Japan Championship	T44	73-71-73	217	+1	\$10,250.00
American Family Insurance	T65	74-74-69	217	+1	\$2,400.00
U.S. Senior Open Champ	CUT	72-72	144	+4	\$0.00
Bridgestone SENIOR PLAYER	T52	72-73-74-74	293	+13	\$7,280.00
The Senior Open Champ	T64	72-69-75-73	289	+9	\$4,390.00
DICK'S Sporting Goods	T32	71-71-70	212	-4	\$13,222.50
Boeing Classic	T12	69-68-70	207	-9	\$41,475.00
Shaw Charity Classic	T36	70-69-69	208	-2	\$12,488.57
The Ally Challenge	T21	70-71-69	210	-6	\$22,200.00
Sanford International	T65	74-75-69	218	+8	\$2,160.00
Pure Insurance Champ	T24	71-73-70	214	-1	\$19,200.00
SAS Championship	T22	71-69-71	211	-5	\$23,170.00

Tournament	Position	Scores	Total Score	Total Par	Money Points
Dominion Energy Charity	T14	69-70-69	208	-8	\$36,000.00

**PGA TOUR CHAMPIONS Regular Season**  
**Official Points (Rank):** \$349,621 (52)

# 2019 Competitors' Capsules

## CHRIS DIMARCO

### 2019 Tournament Summary

Tournament	Position	Scores	Total Score	Total Par	Money Points
Oasis Championship	T30	70-71-71	212	-4	\$11,496.25
Chubb Classic	41	69-70-70	209	-4	\$7,840.00
Coloquard Classic	T53	78-71-71	220	+1	\$3,910.00
Hoag Classic	T40	75-69-68	212	-1	\$8,100.00
Rapiscan Systems	T60	74-77-77	228	+12	\$2,640.00
Mitsubishi Electric	T49	73-77-74	224	+8	\$5,220.00
Insperty Invitational	73	74-72-82	228	+12	\$1,540.00
Regions Tradition	65	75-73-76-71	295	+7	\$3,120.00
Senior PGA Championship	CUT	83-79	162	+22	\$0.00
Principal Charity Classic	T48	65-75-75	215	-1	\$5,735.00
Japan Championship	T57	78-74-70	222	+6	\$4,875.00
American Family Insurance	T51	71-72-72	215	-1	\$4,885.72
U.S. Senior Open Champ	T6	66-66-73-70	275	-5	\$114,444.00
Bridgestone SENIOR PLAYER	T69	76-74-81-75	306	+26	\$2,464.00
The Senior Open Champ	T42	76-66-74-70	286	+6	\$11,012.00
DICK'S Sporting Goods	T24	68-71-71	210	-6	\$19,598.00
Boeing Classic	T56	74-69-74	217	+1	\$4,305.00
Shaw Charity Classic	T22	68-68-70	206	-4	\$23,634.28
The Ally Challenge	T17	70-68-71	209	-7	\$29,150.00
Sanford International	T65	76-68-74	218	+8	\$2,160.00
Pure Insurance Champ	T35	69-73-74	216	+1	\$10,983.00
SAS Championship	T6	70-69-67	206	-10	\$79,800.00

Tournament	Position	Scores	Total Score	Total Par	Money Points
Dominion Energy Charity	T60	82-73-70	225	+9	\$3,500.00

**PGA TOUR CHAMPIONS Regular Season**  
**Official Points (Rank):** \$360,412 (50)

## KEN DUKE

### 2019 Tournament Summary

Tournament	Position	Scores	Total Score	Total Par	Money Points
Oasis Championship	T49	70-74-72	216	E	\$5,440.00
Chubb Classic	T44	67-70-74	211	-2	\$6,240.00
Rapiscan Systems	T36	75-73-73	221	+5	\$9,000.00
Mitsubishi Electric	T6	73-71-68	212	-4	\$61,200.00
Insperty Invitational	T27	71-73-68	212	-4	\$17,105.00
Senior PGA Championship	CUT	70-81	151	+11	\$0.00
Principal Charity Classic	T21	70-70-69	209	-7	\$19,583.57
Japan Championship	T44	71-76-70	217	+1	\$10,250.00
American Family Insurance	T19	70-69-69	208	-8	\$26,466.66
U.S. Senior Open Champ	T17	70-70-66-72	278	-2	\$46,359.00
Bridgestone SENIOR PLAYER	T13	69-71-70-73	283	+3	\$50,400.00
The Senior Open Champ	T10	68-69-70-73	280	E	\$31,922.00
DICK'S Sporting Goods	T19	68-76-64	208	-8	\$26,291.25
Boeing Classic	T12	68-66-73	207	-9	\$41,475.00
Shaw Charity Classic	T8	65-68-69	202	-8	\$67,366.67
Sanford International	T2	69-65-69	203	-7	\$132,000.00
Pure Insurance Champ	T35	71-74-71	216	+1	\$10,983.00
SAS Championship	T20	71-67-72	210	-6	\$26,880.00

Tournament	Position	Scores	Total Score	Total Par	Money Points
Dominion Energy Charity	T17	76-67-66	209	-7	\$30,000.00

**PGA TOUR CHAMPIONS Regular Season**  
**Official Points (Rank):** \$618,962 (32)

## JOE DURANT

### 2019 Tournament Summary

Tournament	Position	Scores	Total Score	Total Par	Money Points
Mitsubishi Electric	T8	65-69-72	206	-10	\$57,500.00
Oasis Championship	T51	70-73-74	217	+1	\$4,152.85
Chubb Classic	T58	77-67-71	215	+2	\$2,800.00
Coloquard Classic	T47	71-76-72	219	E	\$5,440.00
Hoag Classic	T54	74-71-69	214	+1	\$3,870.00
Rapiscan Systems	T22	72-70-75	217	+1	\$17,653.33
Mitsubishi Electric	T2	72-70-69	211	-5	\$120,600.00
Bass Pro Shops Legends	T7	50-65-50	165	+3	\$26,280.00
Insperty Invitational	T20	71-71-69	211	-5	\$24,577.15
Regions Tradition	T30	74-69-69-73	285	-3	\$18,080.00
Senior PGA Championship	CUT	74-79	153	+13	\$0.00
Principal Charity Classic	T48	71-73-71	215	-1	\$5,735.00
Japan Championship	T13	69-71-71	211	-5	\$46,312.50
American Family Insurance	T58	76-72-68	216	E	\$3,400.00
U.S. Senior Open Champ	T24	67-69-73-70	279	-1	\$28,798.00
Bridgestone SENIOR PLAYER	T34	75-69-73-73	290	+10	\$16,856.00
The Senior Open Champ	T46	73-71-71-72	287	+7	\$7,821.00
DICK'S Sporting Goods	T13	73-66-68	207	-9	\$35,875.00
Boeing Classic	T21	69-74-66	209	-7	\$23,887.50
Shaw Charity Classic	T5	67-68-66	201	-9	\$97,133.34
The Ally Challenge	T55	73-75-71	219	+3	\$4,500.00
Sanford International	T49	75-69-70	214	+4	\$5,070.00
Pure Insurance Champ	T35	73-70-73	216	+1	\$10,983.00
SAS Championship	T8	71-69-67	207	-9	\$57,750.00

Tournament	Position	Scores	Total Score	Total Par	Money Points
Dominion Energy Charity	T10	71-70-65	206	-10	\$50,000.00

**PGA TOUR CHAMPIONS Regular Season**  
**Official Points (Rank):** \$675,075 (24)

## BOB ESTES

### 2019 Tournament Summary

Tournament	Position	Scores	Total Score	Total Par	Money Points
Oasis Championship	3	67-68-68	203	-13	\$122,400.00
Chubb Classic	T11	66-68-69	203	-10	\$32,960.00
Coloquard Classic	T27	74-68-73	215	-4	\$14,450.00
Hoag Classic	T15	71-69-69	209	-4	\$25,660.00
American Family Insurance	T72	70-76-77	223	+7	\$1,460.00
U.S. Senior Open Champ	4	67-65-68-70	270	-10	\$188,477.00
Bridgestone SENIOR PLAYER	T24	71-69-72-74	286	+6	\$26,768.00
The Senior Open Champ	T10	70-71-74-65	280	E	\$31,922.00
DICK'S Sporting Goods	T32	71-72-69	212	-4	\$13,222.50
Boeing Classic	T51	71-72-73	216	E	\$5,376.00
Shaw Charity Classic	T58	67-73-73	213	+3	\$4,112.50
The Ally Challenge	T41	72-70-72	214	-2	\$9,000.00
Sanford International	T2	70-66-67	203	-7	\$132,000.00
Pure Insurance Champ	T35	71-73-72	216	+1	\$10,983.00
SAS Championship	T12	70-69-69	208	-8	\$39,200.00

Tournament	Position	Scores	Total Score	Total Par	Money Points
Dominion Energy Charity	T39	73-72-70	215	-1	\$9,200.00

**PGA TOUR CHAMPIONS Regular Season**  
**Official Points (Rank):** \$667,191 (27)

# 2019 Competitors' Capsules

## STEVE FLESCH

### 2019 Tournament Summary

Tournament	Position	Scores	Total Score	Total Par	Money Points
Mitsubishi Electric	T29	71-72-69	212	-4	\$14,333.33
Oasis Championship	T51	73-71-73	217	+1	\$4,152.86
Chubb Classic	T64	66-72-78	216	+3	\$2,000.00
Coloquard Classic	T63	75-72-76	223	+4	\$2,380.00
Hoag Classic	T5	69-67-69	205	-8	\$74,400.00
Rapiscan Systems	T48	72-75-76	223	+7	\$5,280.00
Mitsubishi Electric	T28	77-70-73	220	+4	\$14,256.00
Bass Pro Shops Legends	T13	50-68-49	167	+5	\$16,650.00
Insperty Invitational	T27	69-72-71	212	-4	\$17,105.00
Regions Tradition	T12	75-70-68-68	281	-7	\$47,400.00
Senior PGA Championship	T28	78-70-70-72	290	+10	\$22,685.71
Principal Charity Classic	T11	71-67-69	207	-9	\$35,942.86
Japan Championship	T21	68-76-69	213	-3	\$27,041.67
American Family Insurance	T12	68-65-73	206	-10	\$44,000.00
U.S. Senior Open Champ	CUT	72-70	142	+2	\$0.00
Bridgestone SENIOR PLAYER	T10	71-67-72-71	281	+1	\$72,800.00
DICK'S Sporting Goods	T19	68-69-71	208	-8	\$26,291.25
Boeing Classic	T25	69-71-70	210	-6	\$19,582.50
Shaw Charity Classic	T3	62-68-69	199	-11	\$169,200.00
The Ally Challenge	T3	68-70-66	204	-12	\$120,000.00
Sanford International	T5	71-65-68	204	-6	\$79,200.00
Pure Insurance Champ	T9	68-67-75	210	-5	\$50,400.00
SAS Championship	T25	73-66-73	212	-4	\$20,020.00

Tournament	Position	Scores	Total Score	Total Par	Money Points
Dominion Energy Charity	T8	70-67-68	205	-11	\$60,000.00

**PGA TOUR CHAMPIONS Regular Season**  
**Official Points (Rank):** \$945,121 (16)

## DAVID FROST

### 2019 Tournament Summary

Tournament	Position	Scores	Total Score	Total Par	Money Points
Oasis Championship	T19	70-68-71	209	-7	\$21,182.00
Chubb Classic	T52	71-68-74	213	E	\$4,053.33
Coloquard Classic	T68	72-76-77	225	+6	\$1,547.00
Hoag Classic	T70	74-77-73	224	+11	\$1,584.00
Rapiscan Systems	T58	78-74-75	227	+11	\$3,120.00
Mitsubishi Electric	T61	78-74-75	227	+11	\$2,790.00
Bass Pro Shops Legends	T7	63-51-51	165	+3	\$26,280.00
Insperty Invitational	T15	69-75-66	210	-6	\$35,244.00
Regions Tradition	T22	73-68-72-70	283	-5	\$25,248.00
Senior PGA Championship	T12	72-71-73-71	287	+7	\$59,516.66
Principal Charity Classic	T48	71-70-74	215	-1	\$5,735.00
Japan Championship	T6	72-69-67	208	-8	\$100,000.00
American Family Insurance	T26	66-74-70	210	-6	\$17,800.00
Bridgestone SENIOR PLAYER	T54	78-71-72-73	294	+14	\$6,440.00
The Senior Open Champ	T7	72-67-73-67	279	-1	\$48,637.00
DICK'S Sporting Goods	T47	75-74-67	216	E	\$6,970.00
Boeing Classic	T56	69-72-76	217	+1	\$4,305.00
Shaw Charity Classic	T64	68-73-73	214	+4	\$2,937.50
The Ally Challenge	T30	70-71-71	212	-4	\$15,066.67
Sanford International	T49	72-72-70	214	+4	\$5,070.00
Pure Insurance Champ	T35	68-74-74	216	+1	\$10,983.00
SAS Championship	T60	72-73-74	219	+3	\$3,570.00

Tournament	Position	Scores	Total Score	Total Par	Money Points
Dominion Energy Charity	T50	79-70-68	217	+1	\$6,000.00

**PGA TOUR CHAMPIONS Regular Season**  
**Official Points (Rank):** \$414,079 (47)

## DOUG GARWOOD

### 2019 Tournament Summary

Tournament	Position	Scores	Total Score	Total Par	Money Points
Oasis Championship	T58	73-75-70	218	+2	\$3,315.00
Coloquard Classic	T24	73-70-71	214	-5	\$17,000.00
Hoag Classic	T8	66-71-69	206	-7	\$54,000.00
Rapiscan Systems	T48	74-74-75	223	+7	\$5,280.00
Mitsubishi Electric	T66	77-76-76	229	+13	\$1,908.00
Regions Tradition	T53	74-70-74-74	292	+4	\$5,640.00
Senior PGA Championship	T35	70-73-75-73	291	+11	\$15,516.66
Principal Charity Classic	T8	68-68-70	206	-10	\$53,033.33
Japan Championship	T7	67-73-69	209	-7	\$80,000.00
American Family Insurance	T35	71-73-68	212	-4	\$11,085.71
U.S. Senior Open Champ	T14	70-69-68-70	277	-3	\$63,216.00
Bridgestone SENIOR PLAYER	T22	72-72-68-73	285	+5	\$31,640.00
DICK'S Sporting Goods	T59	73-70-75	218	+2	\$3,280.00
Boeing Classic	T7	66-69-71	206	-10	\$61,320.00
Shaw Charity Classic	T15	66-68-71	205	-5	\$35,485.00
Sanford International	T48	72-73-68	213	+3	\$6,300.00
Pure Insurance Champ	T61	77-71	148	+5	\$2,650.20
SAS Championship	T56	72-73-73	218	+2	\$4,305.00

Tournament	Position	Scores	Total Score	Total Par	Money Points
Dominion Energy Charity	T22	72-68-71	211	-5	\$22,066.66

**PGA TOUR CHAMPIONS Regular Season**  
**Official Points (Rank):** \$477,042 (42)

## TOM GILLIS

### 2019 Tournament Summary

Tournament	Position	Scores	Total Score	Total Par	Money Points
Coloquard Classic	T33	76-68-73	217	-2	\$9,504.55
Hoag Classic	W/D	68-72	140	-2	\$0.00
Rapiscan Systems	T22	73-71-73	217	+1	\$17,653.34
Mitsubishi Electric	T21	73-75-70	218	+2	\$20,475.00
Regions Tradition	W/D	81-80-70	231	+15	\$0.00
Senior PGA Championship	W/D	74-75	149	+9	\$0.00
Principal Charity Classic	T33	67-73-71	211	-5	\$12,210.00
Japan Championship	T44	73-70-74	217	+1	\$10,250.00
American Family Insurance	T8	67-71-67	205	-11	\$55,000.00
Bridgestone SENIOR PLAYER	T57	74-75-72-74	295	+15	\$5,740.00
The Senior Open Champ	T29	68-73-73-70	284	+4	\$15,581.00
DICK'S Sporting Goods	T29	70-70-71	211	-5	\$16,195.00
Boeing Classic	T35	69-71-72	212	-4	\$12,096.00
Shaw Charity Classic	T4	67-64-69	200	-10	\$141,000.00
The Ally Challenge	T7	66-69-71	206	-10	\$58,400.00
Sanford International	T18	67-71-69	207	-3	\$25,380.00
Pure Insurance Champ	T4	69-70-69	208	-7	\$126,000.00
SAS Championship	T45	76-71-69	216	E	\$6,930.00

Tournament	Position	Scores	Total Score	Total Par	Money Points
Dominion Energy Charity	T25	72-70-70	212	-4	\$18,240.00

**PGA TOUR CHAMPIONS Regular Season**  
**Official Points (Rank):** \$550,655 (38)

# 2019 Competitors' Capsules

## RETIEF GOOSEN

### 2019 Tournament Summary

Tournament	Position	Scores	Total Score	Total Par	Money Points
Oasis Championship	T24	69-69-72	210	-6	\$17,425.00
Chubb Classic	T6	68-65-69	202	-11	\$51,840.00
Cologuard Classic	W/D	75	75	+2	\$0.00
Mitsubishi Electric	T54	75-77-73	225	+9	\$4,140.00
Bass Pro Shops Legends	T17	68-52-48	168	+6	\$13,530.00
Insperty Invitational	T13	71-70-68	209	-7	\$42,900.00
Regions Tradition	T22	74-67-71-71	283	-5	\$25,248.00
Senior PGA Championship	4	67-72-67-74	280	E	\$150,000.00
Principal Charity Classic	T11	71-69-67	207	-9	\$35,942.86
American Family Insurance	T2	69-66-66	201	-15	\$160,000.00
U.S. Senior Open Champ	T14	66-65-72-74	277	-3	\$63,216.00
Bridgestone SENIOR PLAYER	1	69-62-75-68	274	-6	\$420,000.00
The Senior Open Champ	T3	70-67-74-66	277	-3	\$106,125.00
DICK'S Sporting Goods	T13	72-66-69	207	-9	\$35,875.00
Boeing Classic	T16	67-69-72	208	-8	\$31,626.00
Shaw Charity Classic	T8	64-70-68	202	-8	\$67,366.67
The Ally Challenge	6	66-73-66	205	-11	\$80,000.00
Sanford International	T7	70-70-65	205	-5	\$45,000.00
Pure Insurance Champ	T24	67-75-72	214	-1	\$19,200.00
SAS Championship	T8	69-68-70	207	-9	\$57,750.00

Tournament	Position	Scores	Total Score	Total Par	Money Points
Dominion Energy Charity	T10	67-68-71	206	-10	\$50,000.00

**PGA TOUR CHAMPIONS Regular Season**  
**Official Points (Rank):** \$1,477,185 (7)

## PAUL GOYDOS

### 2019 Tournament Summary

Tournament	Position	Scores	Total Score	Total Par	Money Points
Mitsubishi Electric	T13	69-68-71	208	-8	\$34,000.00
Oasis Championship	T26	71-67-73	211	-5	\$15,130.00
Chubb Classic	T25	69-68-69	206	-7	\$13,351.11
Cologuard Classic	58	76-71-74	221	+2	\$3,400.00
Hoag Classic	T5	69-68-68	205	-8	\$74,400.00
Rapiscan Systems	W/D	71-77	148	+4	\$0.00
Mitsubishi Electric	T33	74-75-72	221	+5	\$10,665.00
Bass Pro Shops Legends	T5	47-66-51	164	+2	\$42,750.00
Insperty Invitational	T4	68-67-70	205	-11	\$118,800.00
Regions Tradition	T2	70-67-69-70	276	-12	\$176,000.00
Senior PGA Championship	T52	72-74-73-76	295	+15	\$6,700.00
Principal Charity Classic	T21	74-66-69	209	-7	\$19,583.58
Japan Championship	T10	68-74-68	210	-6	\$60,000.00
American Family Insurance	T46	72-73-69	214	-2	\$7,000.00
U.S. Senior Open Champ	T6	67-69-69-70	275	-5	\$114,444.00
Bridgestone SENIOR PLAYER	T30	70-71-78-69	288	+8	\$20,650.00
DICK'S Sporting Goods	T13	68-69-70	207	-9	\$35,875.00
Boeing Classic	T16	69-70-69	208	-8	\$31,626.00
Shaw Charity Classic	T29	69-67-71	207	-3	\$17,020.71
The Ally Challenge	T64	72-77-73	222	+6	\$2,500.00
Sanford International	T7	69-66-70	205	-5	\$45,000.00
Pure Insurance Champ	T31	67-75-73	215	E	\$14,805.00

Tournament	Position	Scores	Total Score	Total Par	Money Points
Dominion Energy Charity	T39	74-69-72	215	-1	\$9,200.00

**PGA TOUR CHAMPIONS Regular Season**  
**Official Points (Rank):** \$872,900 (20)

## JAY HAAS

### 2019 Tournament Summary

Tournament	Position	Scores	Total Score	Total Par	Money Points
Mitsubishi Electric	T29	72-66-74	212	-4	\$14,333.33
Oasis Championship	T51	72-74-71	217	+1	\$4,152.86
Chubb Classic	T16	64-70-70	204	-9	\$25,600.00
Mitsubishi Electric	T49	74-78-72	224	+8	\$5,220.00
Bass Pro Shops Legends	T22	50-70-52	172	+10	\$10,125.00
Insperty Invitational	T67	72-75-77	224	+8	\$2,310.00
Senior PGA Championship	T63	74-74-75-75	298	+18	\$5,700.00
Principal Charity Classic	T8	71-68-67	206	-10	\$53,033.34
Japan Championship	T41	72-74-70	216	E	\$11,750.00
U.S. Senior Open Champ	T17	70-68-71-69	278	-2	\$46,359.00
Bridgestone SENIOR PLAYER	T2	69-68-72-67	276	-4	\$224,000.00
DICK'S Sporting Goods	T13	68-68-71	207	-9	\$35,875.00
Shaw Charity Classic	T22	68-69-69	206	-4	\$23,634.29
The Ally Challenge	T33	67-74-72	213	-3	\$11,850.00
Sanford International	T5	73-65-66	204	-6	\$79,200.00
Pure Insurance Champ	T76	69-82	151	+8	\$1,176.00
SAS Championship	T28	75-67-71	213	-3	\$15,592.50

Tournament	Position	Scores	Total Score	Total Par	Money Points
Dominion Energy Charity	T20	69-71-70	210	-6	\$25,400.00

**PGA TOUR CHAMPIONS Regular Season**  
**Official Points (Rank):** \$595,311 (33)

## LEE JANZEN

### 2019 Tournament Summary

Tournament	Position	Scores	Total Score	Total Par	Money Points
Mitsubishi Electric	T20	72-65-73	210	-6	\$23,000.00
Oasis Championship	T30	68-72-72	212	-4	\$11,496.25
Chubb Classic	T55	76-65-73	214	+1	\$3,520.00
Cologuard Classic	10	73-66-70	209	-10	\$44,200.00
Hoag Classic	T8	71-70-65	206	-7	\$54,000.00
Rapiscan Systems	T48	71-75-77	223	+7	\$5,280.00
Mitsubishi Electric	T49	76-71-77	224	+8	\$5,220.00
Bass Pro Shops Legends	T7	51-65-49	165	+3	\$26,280.00
Insperty Invitational	3	70-67-67	204	-12	\$158,400.00
Regions Tradition	T6	74-66-71-68	279	-9	\$77,760.00
Senior PGA Championship	T21	73-75-71-70	289	+9	\$32,571.42
Principal Charity Classic	T48	68-73-74	215	-1	\$5,735.00
Japan Championship	T47	76-68-74	218	+2	\$9,000.00
American Family Insurance	T51	69-74-72	215	-1	\$4,885.72
U.S. Senior Open Champ	T24	70-70-71-68	279	-1	\$28,798.00
Bridgestone SENIOR PLAYER	T34	71-77-74-68	290	+10	\$16,856.00
DICK'S Sporting Goods	T42	73-71-70	214	-2	\$9,430.00
Boeing Classic	T21	71-66-72	209	-7	\$23,887.50
Shaw Charity Classic	T22	69-67-70	206	-4	\$23,634.28
The Ally Challenge	T21	71-72-67	210	-6	\$22,200.00
Sanford International	T42	71-71-70	212	+2	\$7,560.00
Pure Insurance Champ	T9	71-69-70	210	-5	\$50,400.00
SAS Championship	T36	69-73-72	214	-2	\$11,160.00

Tournament	Position	Scores	Total Score	Total Par	Money Points
Dominion Energy Charity	T25	73-69-70	212	-4	\$18,240.00

**PGA TOUR CHAMPIONS Regular Season**  
**Official Points (Rank):** \$673,514 (25)

# 2019 Competitors' Capsules

## MIGUEL ANGEL JIMÉNEZ

### 2019 Tournament Summary

Tournament	Position	Scores	Total Score	Total Par	Money Points
Mitsubishi Electric	T25	68-74-69	211	-5	\$18,500.00
Oasis Championship	T19	70-70-69	209	-7	\$21,182.00
Chubb Classic	1	68-66-66	200	-13	\$240,000.00
ColoGuard Classic	T20	66-75-72	213	-6	\$20,485.00
Hoag Classic	14	69-68-71	208	-5	\$34,200.00
Mitsubishi Electric	T14	72-70-72	214	-2	\$31,500.00
Bass Pro Shops Legends	T21	49-69-53	171	+9	\$11,250.00
Insperty Invitational	T20	69-71-71	211	-5	\$24,577.14
Regions Tradition	T37	68-70-77-72	287	-1	\$13,440.00
Senior PGA Championship	CUT	73-77	150	+10	\$0.00
American Family Insurance	T35	69-70-73	212	-4	\$11,085.71
U.S. Senior Open Champ	T6	66-71-67-71	275	-5	\$114,444.00
Bridgestone SENIOR PLAYER	T13	73-70-68-72	283	+3	\$50,400.00
The Senior Open Champ	T10	71-68-74-67	280	E	\$31,922.00
DICK'S Sporting Goods	T6	65-72-68	205	-11	\$73,800.00
Boeing Classic	T7	70-67-69	206	-10	\$61,320.00
The Ally Challenge	T60	74-73-74	221	+5	\$3,300.00
SAS Championship	T45	70-74-72	216	E	\$6,930.00

Tournament	Position	Scores	Total Score	Total Par	Money Points
Dominion Energy Charity	1	67-68-63	198	-18	\$305,000.00

### PGA TOUR CHAMPIONS Regular Season

Official Points (Rank): \$1,073,336 (14)

## BRANDT JOBE

### 2019 Tournament Summary

Tournament	Position	Scores	Total Score	Total Par	Money Points
Mitsubishi Electric	T8	69-69-68	206	-10	\$57,500.00
Oasis Championship	T14	69-65-74	208	-8	\$28,900.00
Chubb Classic	T16	68-68-68	204	-9	\$25,600.00
ColoGuard Classic	T6	68-71-69	208	-11	\$57,800.00
Hoag Classic	T24	73-67-70	210	-3	\$16,087.50
Rapiscan Systems	T8	71-71-71	213	-3	\$45,866.67
Mitsubishi Electric	T28	74-73-73	220	+4	\$14,256.00
Bass Pro Shops Legends	T5	52-63-49	164	+2	\$42,750.00
Insperty Invitational	T27	68-75-69	212	-4	\$17,105.00
Regions Tradition	11	71-69-69-71	280	-8	\$57,600.00
Senior PGA Championship	T18	71-72-74-71	288	+8	\$43,333.33
Principal Charity Classic	T11	72-67-68	207	-9	\$35,942.86
American Family Insurance	T35	69-69-74	212	-4	\$11,085.71
U.S. Senior Open Champ	CUT	70-74	144	+4	\$0.00
Bridgestone SENIOR PLAYER	T13	69-65-73-76	283	+3	\$50,400.00
Boeing Classic	1	69-66-63	198	-18	\$315,000.00
Shaw Charity Classic	T29	69-70-68	207	-3	\$17,020.71
The Ally Challenge	T17	71-68-70	209	-7	\$29,150.00
Sanford International	T49	72-73-69	214	+4	\$5,070.00
SAS Championship	T18	72-71-66	209	-7	\$30,555.00

Tournament	Position	Scores	Total Score	Total Par	Money Points
Dominion Energy Charity	T39	73-73-69	215	-1	\$9,200.00

### PGA TOUR CHAMPIONS Regular Season

Official Points (Rank): \$910,223 (18)

## KENT JONES

### 2019 Tournament Summary

Tournament	Position	Scores	Total Score	Total Par	Money Points
Oasis Championship	T30	69-69-74	212	-4	\$11,496.25
Chubb Classic	T19	65-67-73	205	-8	\$19,413.33
ColoGuard Classic	T20	72-71-70	213	-6	\$20,485.00
Hoag Classic	T40	70-75-67	212	-1	\$8,100.00
Rapiscan Systems	T8	69-72-72	213	-3	\$45,866.66
Mitsubishi Electric	T2	74-68-69	211	-5	\$120,600.00
Insperty Invitational	T15	68-69-73	210	-6	\$35,244.00
Regions Tradition	T33	72-68-73-73	286	-2	\$15,480.00
Principal Charity Classic	T5	72-67-66	205	-11	\$76,466.67
Japan Championship	T33	75-70-70	215	-1	\$14,812.50
American Family Insurance	T51	72-72-71	215	-1	\$4,885.71
U.S. Senior Open Champ	T17	70-67-69-72	278	-2	\$46,359.00
Bridgestone SENIOR PLAYER	T4	70-67-70-71	278	-2	\$151,200.00
The Senior Open Champ	CUT	78-70	148	+8	\$0.00
DICK'S Sporting Goods	T51	68-73-76	217	+1	\$4,894.37
Boeing Classic	T29	68-71-72	211	-5	\$15,540.00
The Ally Challenge	T33	72-68-73	213	-3	\$11,850.00
Sanford International	T32	70-70-70	210	E	\$12,420.00
Pure Insurance Champ	T9	68-69-73	210	-5	\$50,400.00
SAS Championship	T72	75-74-74	223	+7	\$1,438.50

Tournament	Position	Scores	Total Score	Total Par	Money Points
Dominion Energy Charity	T52	77-69-72	218	+2	\$5,066.67

### PGA TOUR CHAMPIONS Regular Season

Official Points (Rank): \$672,019 (26)

## JERRY KELLY

### 2019 Tournament Summary

Tournament	Position	Scores	Total Score	Total Par	Money Points
Mitsubishi Electric	T3	71-64-67	202	-14	\$120,000.00
ColoGuard Classic	T31	70-74-72	216	-3	\$12,495.00
Hoag Classic	T32	70-71-70	211	-2	\$11,137.50
Rapiscan Systems	T40	72-75-75	222	+6	\$7,040.00
Mitsubishi Electric	T2	71-73-67	211	-5	\$120,600.00
Insperty Invitational	T7	69-68-71	208	-8	\$61,600.00
Regions Tradition	T12	71-70-69-71	281	-7	\$47,400.00
Senior PGA Championship	5	70-70-72-69	281	+1	\$120,000.00
Principal Charity Classic	3	67-67-66	200	-16	\$133,200.00
Japan Championship	T7	73-67-69	209	-7	\$80,000.00
American Family Insurance	1	65-70-66	201	-15	\$300,000.00
U.S. Senior Open Champ	T2	64-64-70-69	267	-13	\$350,440.00
Bridgestone SENIOR PLAYER	T24	69-72-72-73	286	+6	\$26,768.00
The Senior Open Champ	T29	73-66-71-74	284	+4	\$15,581.00
Boeing Classic	T3	67-68-69	204	-12	\$138,600.00
Shaw Charity Classic	T29	74-66-67	207	-3	\$17,020.71
The Ally Challenge	1	67-65-68	200	-16	\$300,000.00
Sanford International	T7	70-67-68	205	-5	\$45,000.00
Pure Insurance Champ	T16	67-74-71	212	-3	\$32,602.50
SAS Championship	1	68-67-65	200	-16	\$315,000.00

Tournament	Position	Scores	Total Score	Total Par	Money Points
Dominion Energy Charity	T30	74-69-70	213	-3	\$14,440.00

### PGA TOUR CHAMPIONS Regular Season

Official Points (Rank): \$2,268,925 (2)



# 2019 Competitors' Capsules

## BERNHARD LANGER

### 2019 Tournament Summary

Tournament	Position	Scores	Total Score	Total Par	Money Points
Mitsubishi Electric	T3	70-65-67	202	-14	\$120,000.00
Oasis Championship	1	64-68-65	197	-19	\$255,000.00
Chubb Classic	T2	68-64-68	200	-13	\$128,000.00
Rapiscan Systems	T5	71-72-69	212	-4	\$66,133.34
Mitsubishi Electric	T14	77-69-68	214	-2	\$31,500.00
Insperty Invitational	T15	69-70-71	210	-6	\$35,244.00
Regions Tradition	T6	69-67-68-75	279	-9	\$77,760.00
Senior PGA Championship	T12	72-74-72-69	287	+7	\$59,516.66
American Family Insurance	T30	69-73-69	211	-5	\$14,440.00
U.S. Senior Open Champ	T24	66-68-70-75	279	-1	\$28,798.00
Bridgestone SENIOR PLAYER	T34	76-72-72-70	290	+10	\$16,856.00
The Senior Open Champ	1	71-67-70-66	274	-6	\$314,330.00
DICK'S Sporting Goods	T24	68-70-72	210	-6	\$19,598.00
Boeing Classic	T7	66-68-72	206	-10	\$61,320.00
Shaw Charity Classic	T12	68-66-70	204	-6	\$47,783.33
The Ally Challenge	T7	68-67-71	206	-10	\$58,400.00
Sanford International	T42	75-68-69	212	+2	\$7,560.00
Pure Insurance Champ	T9	67-72-71	210	-5	\$50,400.00
SAS Championship	T22	69-69-73	211	-5	\$23,170.00

Tournament	Position	Scores	Total Score	Total Par	Money Points
Dominion Energy Charity	T4	70-65-68	203	-13	\$98,000.00

**PGA TOUR CHAMPIONS Regular Season**  
**Official Points (Rank):** \$1,513,809 (5)

## TOM LEHMAN

### 2019 Tournament Summary

Tournament	Position	Scores	Total Score	Total Par	Money Points
Mitsubishi Electric	1	69-65-65	199	-17	\$305,000.00
Oasis Championship	T19	66-70-73	209	-7	\$21,182.00
Chubb Classic	T6	67-70-65	202	-11	\$51,840.00
ColoGuard Classic	T15	70-70-72	212	-7	\$27,234.00
Hoag Classic	T40	69-68-75	212	-1	\$8,100.00
Rapiscan Systems	T55	72-74-79	225	+9	\$3,520.00
Insperty Invitational	6	67-71-69	207	-9	\$88,000.00
Regions Tradition	T16	73-69-71-69	282	-6	\$35,080.00
Senior PGA Championship	T28	75-73-69-73	290	+10	\$22,685.71
Principal Charity Classic	T33	71-69-71	211	-5	\$12,210.00
U.S. Senior Open Champ	T11	68-69-70-69	276	-4	\$79,185.00
Bridgestone SENIOR PLAYER	T11	72-71-69-70	282	+2	\$64,400.00
The Senior Open Champ	T36	70-70-74-71	285	+5	\$12,817.00
DICK'S Sporting Goods	T19	68-72-68	208	-8	\$26,291.25
The Ally Challenge	T7	69-67-70	206	-10	\$58,400.00
Sanford International	T25	70-71-68	209	-1	\$15,685.72
Pure Insurance Champ	T5	67-73-69	209	-6	\$81,900.00

**PGA TOUR CHAMPIONS Regular Season**  
**Official Points (Rank):** \$913,531 (17)

## JEFF MAGGERT

### 2019 Tournament Summary

Tournament	Position	Scores	Total Score	Total Par	Money Points
Mitsubishi Electric	38	79-66-73	218	+2	\$11,000.00
Oasis Championship	T10	68-69-70	207	-9	\$39,100.00
Chubb Classic	T25	67-70-69	206	-7	\$13,351.12
ColoGuard Classic	T33	66-76-75	217	-2	\$9,504.54
Hoag Classic	T3	76-63-65	204	-9	\$118,800.00
Rapiscan Systems	T25	72-73-73	218	+2	\$14,592.00
Bass Pro Shops Legends	T4	51-62-49	162	E	\$58,500.00
Insperty Invitational	T7	71-69-68	208	-8	\$61,600.00
Regions Tradition	T6	69-73-71-66	279	-9	\$77,760.00
Senior PGA Championship	T21	68-78-74-69	289	+9	\$32,571.42
Principal Charity Classic	T11	68-72-67	207	-9	\$35,942.86
Japan Championship	T17	70-71-71	212	-4	\$36,312.50
U.S. Senior Open Champ	T47	70-67-71-76	284	+4	\$9,935.00
Bridgestone SENIOR PLAYER	T39	71-74-75-71	291	+11	\$13,160.00
DICK'S Sporting Goods	T38	70-73-70	213	-3	\$10,660.00
Boeing Classic	T29	66-71-74	211	-5	\$15,540.00
Shaw Charity Classic	T15	67-70-68	205	-5	\$35,485.00
The Ally Challenge	DQ	73	73	+1	\$0.00
Pure Insurance Champ	T47	68-71-79	218	+3	\$7,350.00
SAS Championship	T12	73-66-69	208	-8	\$39,200.00

Tournament	Position	Scores	Total Score	Total Par	Money Points
Dominion Energy Charity	T25	72-68-72	212	-4	\$18,240.00

**PGA TOUR CHAMPIONS Regular Season**  
**Official Points (Rank):** \$658,604 (28)

## BILLY MAYFAIR

### 2019 Tournament Summary

Tournament	Position	Scores	Total Score	Total Par	Money Points
Oasis Championship	T42	71-67-76	214	-2	\$7,480.00
Chubb Classic	T42	69-71-70	210	-3	\$7,360.00
ColoGuard Classic	T15	68-74-70	212	-7	\$27,234.00
Hoag Classic	T15	70-68-71	209	-4	\$25,660.00
Rapiscan Systems	T11	71-71-72	214	-2	\$34,000.00
Mitsubishi Electric	T33	74-75-72	221	+5	\$10,665.00
Bass Pro Shops Legends	T13	66-50-51	167	+5	\$16,650.00
Insperty Invitational	T7	68-71-69	208	-8	\$61,600.00
Regions Tradition	T33	72-68-77-69	286	-2	\$15,480.00
Senior PGA Championship	T48	75-74-73-72	294	+14	\$7,450.00
Principal Charity Classic	T39	69-70-74	213	-3	\$9,250.00
Japan Championship	T57	75-74-73	222	+6	\$4,875.00
American Family Insurance	T69	71-74-74	219	+3	\$1,820.00
U.S. Senior Open Champ	T51	68-72-73-72	285	+5	\$8,826.00
Bridgestone SENIOR PLAYER	T39	77-71-70-73	291	+11	\$13,160.00
The Senior Open Champ	T29	73-69-72-70	284	+4	\$15,581.00
DICK'S Sporting Goods	T44	72-71-72	215	-1	\$8,405.00
Boeing Classic	T46	72-70-72	214	-2	\$7,770.00
Shaw Charity Classic	T36	67-74-67	208	-2	\$12,488.57
The Ally Challenge	T64	74-73-75	222	+6	\$2,500.00
Sanford International	T59	73-73-70	216	+6	\$3,240.00
Pure Insurance Champ	T5	71-69-69	209	-6	\$81,900.00
SAS Championship	T28	71-71-71	213	-3	\$15,592.50

Tournament	Position	Scores	Total Score	Total Par	Money Points
Dominion Energy Charity	T22	72-72-67	211	-5	\$22,066.67

**PGA TOUR CHAMPIONS Regular Season**  
**Official Points (Rank):** \$421,054 (45)

# 2019 Competitors' Capsules

## SCOTT MCCARRON

### 2019 Tournament Summary

Tournament	Position	Scores	Total Score	Total Par	Money Points
Mitsubishi Electric	T18	71-68-70	209	-7	\$27,000.00
Oasis Championship	T5	68-70-67	205	-11	\$70,266.67
Chubb Classic	T25	69-67-70	206	-7	\$13,351.11
Coloquard Classic	T2	67-70-69	206	-13	\$113,900.00
Hoag Classic	T3	64-72-68	204	-9	\$118,800.00
Rapiscan Systems	T32	72-75-73	220	+4	\$10,800.00
Mitsubishi Electric	1	68-70-71	209	-7	\$270,000.00
Bass Pro Shops Legends	T5	52-63-49	164	+2	\$42,750.00
Insperty Invitational	1	67-65-67	199	-17	\$330,000.00
Regions Tradition	T66	73-74-72-77	296	+8	\$2,760.00
Senior PGA Championship	2	72-69-67-70	278	-2	\$347,000.00
Principal Charity Classic	T21	70-67-72	209	-7	\$19,583.57
Japan Championship	1	69-67-67	203	-13	\$400,000.00
American Family Insurance	T22	71-67-71	209	-7	\$21,550.00
U.S. Senior Open Champ	T6	72-69-70-64	275	-5	\$114,444.00
Bridgestone SENIOR PLAYER	T7	74-67-71-68	280	E	\$89,600.00
DICK'S Sporting Goods	T4	69-66-69	204	-12	\$110,700.00
Boeing Classic	T40	69-75-69	213	-3	\$9,660.00
Shaw Charity Classic	2	64-69-65	198	-12	\$206,800.00
The Ally Challenge	T15	66-67-75	208	-8	\$35,000.00
Sanford International	T7	70-68-67	205	-5	\$45,000.00
Pure Insurance Champ	T24	69-73-72	214	-1	\$19,200.00
SAS Championship	T8	73-67-67	207	-9	\$57,750.00

Tournament	Position	Scores	Total Score	Total Par	Money Points
Dominion Energy Charity	T17	68-70-71	209	-7	\$30,000.00

**PGA TOUR CHAMPIONS Regular Season**  
**Official Points (Rank):** \$2,505,915 (1)

## DAVID MCKENZIE

### 2019 Tournament Summary

Tournament	Position	Scores	Total Score	Total Par	Money Points
Oasis Championship	T30	72-71-69	212	-4	\$11,496.25
Chubb Classic	T11	67-69-67	203	-10	\$32,960.00
Coloquard Classic	T66	77-71-76	224	+5	\$1,955.00
Hoag Classic	T10	68-66-73	207	-6	\$41,400.00
Rapiscan Systems	T58	77-74-76	227	+11	\$3,120.00
Mitsubishi Electric	T61	76-75-76	227	+11	\$2,790.00
Regions Tradition	T39	79-67-72-70	288	E	\$12,000.00
Senior PGA Championship	T48	73-71-76-74	294	+14	\$7,450.00
Principal Charity Classic	T33	69-71-71	211	-5	\$12,210.00
Japan Championship	T21	72-71-70	213	-3	\$27,041.67
American Family Insurance	T35	68-72-72	212	-4	\$11,085.72
Bridgestone SENIOR PLAYER	T30	70-74-73-71	288	+8	\$20,650.00
The Senior Open Champ	T5	70-70-68-70	278	-2	\$72,960.00
DICK'S Sporting Goods	T24	67-69-74	210	-6	\$19,598.00
Boeing Classic	T25	69-73-68	210	-6	\$19,582.50
Shaw Charity Classic	T12	68-69-67	204	-6	\$47,783.34
The Ally Challenge	T41	72-70-72	214	-2	\$9,000.00
Sanford International	T25	70-69-70	209	-1	\$15,685.71
Pure Insurance Champ	T61	73-75	148	+5	\$2,650.20
SAS Championship	2	69-69-63	201	-15	\$184,800.00

Tournament	Position	Scores	Total Score	Total Par	Money Points
Dominion Energy Charity	T50	74-73-70	217	+1	\$6,000.00

**PGA TOUR CHAMPIONS Regular Season**  
**Official Points (Rank):** \$562,218 (37)

## ROCCO MEDIATE

### 2019 Tournament Summary

Tournament	Position	Scores	Total Score	Total Par	Money Points
Mitsubishi Electric	T20	71-68-71	210	-6	\$23,000.00
Oasis Championship	T42	68-70-76	214	-2	\$7,480.00
Chubb Classic	T19	67-66-72	205	-8	\$19,413.33
Coloquard Classic	T66	73-72-79	224	+5	\$1,955.00
Hoag Classic	T24	69-72-69	210	-3	\$16,087.50
Rapiscan Systems	T25	72-73-73	218	+2	\$14,592.00
Mitsubishi Electric	T10	73-68-72	213	-3	\$41,400.00
Bass Pro Shops Legends	T7	51-65-49	165	+3	\$26,280.00
Insperty Invitational	W/D	75-76	151	+7	\$0.00
Regions Tradition	T12	74-68-71-68	281	-7	\$47,400.00
Senior PGA Championship	T12	71-71-72-73	287	+7	\$59,516.66
Principal Charity Classic	T72	71-75-76	222	+6	\$1,350.00
American Family Insurance	T58	73-70-73	216	E	\$3,400.00
U.S. Senior Open Champ	T47	72-69-72-71	284	+4	\$9,935.00
Bridgestone SENIOR PLAYER	T63	76-73-77-73	299	+19	\$4,060.00
Boeing Classic	T16	74-65-69	208	-8	\$31,626.00
Shaw Charity Classic	T15	68-67-70	205	-5	\$35,485.00
The Ally Challenge	T33	72-73-68	213	-3	\$11,850.00
Sanford International	1	69-68-64	201	-9	\$270,000.00
Pure Insurance Champ	T31	71-73-71	215	E	\$14,805.00
SAS Championship	T12	71-68-69	208	-8	\$39,200.00

Tournament	Position	Scores	Total Score	Total Par	Money Points
Dominion Energy Charity	T20	67-70-73	210	-6	\$25,400.00

**PGA TOUR CHAMPIONS Regular Season**  
**Official Points (Rank):** \$704,236 (23)

## COLIN MONTGOMERIE

### 2019 Tournament Summary

Tournament	Position	Scores	Total Score	Total Par	Money Points
Mitsubishi Electric	7	69-66-70	205	-11	\$70,000.00
Oasis Championship	T14	71-70-67	208	-8	\$28,900.00
Chubb Classic	T6	69-63-70	202	-11	\$51,840.00
Coloquard Classic	T13	70-72-69	211	-8	\$33,150.00
Hoag Classic	W/D	80	80	+9	\$0.00
Rapiscan Systems	T11	70-71-73	214	-2	\$34,000.00
Mitsubishi Electric	T10	74-71-68	213	-3	\$41,400.00
Bass Pro Shops Legends	T13	51-67-49	167	+5	\$16,650.00
Insperty Invitational	T7	68-68-72	208	-8	\$61,600.00
Regions Tradition	W/D	74-75	149	+5	\$0.00
Senior PGA Championship	T21	74-75-70-70	289	+9	\$32,571.42
Japan Championship	T10	68-72-70	210	-6	\$60,000.00
American Family Insurance	T13	70-68-69	207	-9	\$35,000.00
U.S. Senior Open Champ	T24	68-72-68-71	279	-1	\$28,798.00
Bridgestone SENIOR PLAYER	T13	71-68-71-73	283	+3	\$50,400.00
The Senior Open Champ	T18	68-70-73-71	282	+2	\$22,577.00
DICK'S Sporting Goods	T4	70-68-66	204	-12	\$110,700.00
Boeing Classic	T25	69-70-71	210	-6	\$19,582.50
Shaw Charity Classic	T29	67-71-69	207	-3	\$17,020.72
The Ally Challenge	T15	69-70-69	208	-8	\$35,000.00
Sanford International	T2	70-66-67	203	-7	\$132,000.00
Pure Insurance Champ	T16	72-71-69	212	-3	\$32,602.50
SAS Championship	T36	69-77-68	214	-2	\$11,160.00

Tournament	Position	Scores	Total Score	Total Par	Money Points
Dominion Energy Charity	3	66-67-68	201	-15	\$144,800.00

**PGA TOUR CHAMPIONS Regular Season**  
**Official Points (Rank):** \$1,069,752 (15)

# 2019 Competitors' Capsules

## MARK O'MEARA

### 2019 Tournament Summary

Tournament	Position	Scores	Total Score	Total Par	Money Points
Mitsubishi Electric	37	73-67-74	214	-2	\$11,500.00
Oasis Championship	T30	72-72-68	212	-4	\$11,496.25
Chubb Classic	T34	69-68-70	207	-6	\$9,632.00
ColoGuard Classic	1	66-70-66	202	-17	\$255,000.00
Hoag Classic	T15	71-73-65	209	-4	\$25,660.00
Rapiscan Systems	W/D	71-73	144	E	\$0.00
Bass Pro Shops Legends	T13	51-67-49	167	+5	\$16,650.00
Insperty Invitational	T59	68-75-77	220	+4	\$3,960.00
Senior PGA Championship	CUT	74-76	150	+10	\$0.00
Japan Championship	T57	76-73-73	222	+6	\$4,875.00
U.S. Senior Open Champ	T38	68-73-69-72	282	+2	\$16,252.00
Boeing Classic	T51	67-74-75	216	E	\$5,376.00
Shaw Charity Classic	T22	67-69-70	206	-4	\$23,634.29
The Ally Challenge	T21	70-69-71	210	-6	\$22,200.00
Pure Insurance Champ	T56	69-78	147	+4	\$4,200.00
SAS Championship	T54	74-69-74	217	+1	\$4,935.00

Tournament	Position	Scores	Total Score	Total Par	Money Points
Dominion Energy Charity	W/D	74	74	+2	\$0.00

**PGA TOUR CHAMPIONS Regular Season**  
**Official Points (Rank):** \$415,371 (46)

## SCOTT PAREL

### 2019 Tournament Summary

Tournament	Position	Scores	Total Score	Total Par	Money Points
Mitsubishi Electric	T13	68-71-69	208	-8	\$34,000.00
Oasis Championship	T26	70-70-71	211	-5	\$15,130.00
Chubb Classic	T39	68-68-72	208	-5	\$8,320.00
ColoGuard Classic	T11	73-69-68	210	-9	\$39,100.00
Hoag Classic	T24	70-69-71	210	-3	\$16,087.50
Rapiscan Systems	2	68-72-69	209	-7	\$140,800.00
Mitsubishi Electric	T33	74-74-73	221	+5	\$10,665.00
Bass Pro Shops Legends	T17	64-54-50	168	+6	\$13,530.00
Insperty Invitational	2	67-68-66	201	-15	\$193,600.00
Regions Tradition	T16	71-66-70-75	282	-6	\$35,080.00
Senior PGA Championship	6	66-73-74-69	282	+2	\$104,000.00
Principal Charity Classic	2	63-66-70	199	-17	\$162,800.00
Japan Championship	T4	70-68-69	207	-9	\$135,000.00
American Family Insurance	T8	68-71-66	205	-11	\$55,000.00
U.S. Senior Open Champ	T24	67-73-67-72	279	-1	\$28,798.00
Bridgestone SENIOR PLAYER	T4	66-72-67-73	278	-2	\$151,200.00
The Senior Open Champ	T24	67-71-76-69	283	+3	\$19,040.00
DICK'S Sporting Goods	T6	66-69-70	205	-11	\$73,800.00
Boeing Classic	T35	69-72-71	212	-4	\$12,096.00
Shaw Charity Classic	T22	70-65-71	206	-4	\$23,634.28
The Ally Challenge	T26	76-69-66	211	-5	\$17,800.00
Pure Insurance Champ	T31	68-72-75	215	E	\$14,805.00
SAS Championship	T22	73-69-69	211	-5	\$23,170.00

Tournament	Position	Scores	Total Score	Total Par	Money Points
Dominion Energy Charity	T4	66-66-71	203	-13	\$98,000.00

**PGA TOUR CHAMPIONS Regular Season**  
**Official Points (Rank):** \$1,425,456 (9)

## COREY PAVIN

### 2019 Tournament Summary

Tournament	Position	Scores	Total Score	Total Par	Money Points
Mitsubishi Electric	T25	70-67-74	211	-5	\$18,500.00
Oasis Championship	T10	73-68-66	207	-9	\$39,100.00
Chubb Classic	T44	69-68-74	211	-2	\$6,240.00
ColoGuard Classic	75	73-75-80	228	+9	\$1,054.00
Hoag Classic	T15	67-71-71	209	-4	\$25,660.00
Rapiscan Systems	T66	80-72-79	231	+15	\$1,760.00
Bass Pro Shops Legends	T20	68-51-51	170	+8	\$11,880.00
Insperty Invitational	T65	75-76-72	223	+7	\$2,750.00
Regions Tradition	T39	73-70-73-72	288	E	\$12,000.00
Senior PGA Championship	T8	69-74-66-75	284	+4	\$84,033.33
Principal Charity Classic	T5	69-67-69	205	-11	\$76,466.67
Japan Championship	T13	71-71-69	211	-5	\$46,312.50
American Family Insurance	T35	67-73-72	212	-4	\$11,085.72
U.S. Senior Open Champ	T38	68-72-67-75	282	+2	\$16,252.00
Bridgestone SENIOR PLAYER	T39	75-70-73-73	291	+11	\$13,160.00
DICK'S Sporting Goods	T44	72-73-70	215	-1	\$8,405.00
Shaw Charity Classic	T8	66-67-69	202	-8	\$67,366.66
The Ally Challenge	T68	76-74-73	223	+7	\$1,940.00
Sanford International	T59	74-72-70	216	+6	\$3,240.00
SAS Championship	T63	73-74-73	220	+4	\$3,045.00

Tournament	Position	Scores	Total Score	Total Par	Money Points
Dominion Energy Charity	T35	70-70-74	214	-2	\$11,750.00

**PGA TOUR CHAMPIONS Regular Season**  
**Official Points (Rank):** \$462,001 (44)

## TOM PERNICE JR.

### 2019 Tournament Summary

Tournament	Position	Scores	Total Score	Total Par	Money Points
Oasis Championship	T14	71-71-66	208	-8	\$28,900.00
Chubb Classic	T55	74-69-71	214	+1	\$3,520.00
ColoGuard Classic	T53	72-73-75	220	+1	\$3,910.00
Hoag Classic	T24	70-68-72	210	-3	\$16,087.50
Rapiscan Systems	T40	78-73-71	222	+6	\$7,040.00
Mitsubishi Electric	T49	74-74-76	224	+8	\$5,220.00
Bass Pro Shops Legends	T1	62-48-46	156	-6	\$171,000.00
Insperty Invitational	T48	76-75-66	217	+1	\$6,820.00
Regions Tradition	T57	79-69-73-72	293	+5	\$4,320.00
Senior PGA Championship	T57	76-72-72-76	296	+16	\$6,300.00
Principal Charity Classic	T55	75-72-70	217	+1	\$3,700.00
Japan Championship	T21	72-71-70	213	-3	\$27,041.67
American Family Insurance	T13	68-67-72	207	-9	\$35,000.00
U.S. Senior Open Champ	CUT	70-74	144	+4	\$0.00
Bridgestone SENIOR PLAYER	T46	71-73-77-71	292	+12	\$9,520.00
The Senior Open Champ	T60	73-71-70-74	288	+8	\$5,100.00
DICK'S Sporting Goods	23	71-68-70	209	-7	\$22,550.00
Boeing Classic	2	68-68-65	201	-15	\$184,800.00
Shaw Charity Classic	T53	69-68-74	211	+1	\$5,522.50
The Ally Challenge	T57	75-74-71	220	+4	\$4,000.00
Sanford International	T25	70-69-70	209	-1	\$15,685.71
Pure Insurance Champ	T24	72-69-73	214	-1	\$19,200.00
SAS Championship	T54	73-76-68	217	+1	\$4,935.00

Tournament	Position	Scores	Total Score	Total Par	Money Points
Dominion Energy Charity	T52	75-73-70	218	+2	\$5,066.66

**PGA TOUR CHAMPIONS Regular Season**  
**Official Points (Rank):** \$595,239 (34)

# 2019 Competitors' Capsules

## KENNY PERRY

### 2019 Tournament Summary

Tournament	Position	Scores	Total Score	Total Par	Money Points
Mitsubishi Electric	T18	69-73-67	209	-7	\$27,000.00
ColoGuard Classic	T11	65-73-72	210	-9	\$39,100.00
Hoag Classic	T24	75-67-68	210	-3	\$16,087.50
Rapiscan Systems	T15	71-73-71	215	-1	\$28,000.00
Mitsubishi Electric	T6	77-69-66	212	-4	\$61,200.00
Insperty Invitational	T13	70-69-70	209	-7	\$42,900.00
Regions Tradition	W/D	72-68-73	213	-3	\$0.00
American Family Insurance	T19	70-71-67	208	-8	\$26,466.67
U.S. Senior Open Champ	W/D	67	67	-3	\$0.00
Bridgestone SENIOR PLAYER	T7	71-71-71-67	280	E	\$89,600.00
DICK'S Sporting Goods	T9	68-73-65	206	-10	\$51,250.00
The Ally Challenge	T12	70-66-71	207	-9	\$40,666.67
Pure Insurance Champ	T31	73-69-73	215	E	\$14,805.00
SAS Championship	T45	69-77-70	216	E	\$6,930.00

Tournament	Position	Scores	Total Score	Total Par	Money Points
Dominion Energy Charity	T25	71-69-72	212	-4	\$18,240.00

**PGA TOUR CHAMPIONS Regular Season**  
**Official Points (Rank):** \$462,246 (43)

## TIM PETROVIC

### 2019 Tournament Summary

Tournament	Position	Scores	Total Score	Total Par	Money Points
Oasis Championship	T10	65-74-68	207	-9	\$39,100.00
Chubb Classic	T44	68-73-70	211	-2	\$6,240.00
ColoGuard Classic	T15	72-71-69	212	-7	\$27,234.00
Hoag Classic	T47	69-70-74	213	E	\$5,580.00
Rapiscan Systems	T17	70-75-71	216	E	\$22,624.00
Mitsubishi Electric	T28	73-73-74	220	+4	\$14,256.00
Insperty Invitational	T37	67-76-71	214	-2	\$11,440.00
Regions Tradition	T57	75-70-71-77	293	+5	\$4,320.00
Senior PGA Championship	T48	71-73-77-73	294	+14	\$7,450.00
Principal Charity Classic	T43	74-70-70	214	-2	\$7,585.00
American Family Insurance	T22	72-67-70	209	-7	\$21,550.00
U.S. Senior Open Champ	58	69-70-74-76	289	+9	\$8,247.00
Bridgestone SENIOR PLAYER	T2	71-68-69-68	276	-4	\$224,000.00
The Senior Open Champ	T3	74-68-67-68	277	-3	\$106,125.00
DICK'S Sporting Goods	T13	69-68-70	207	-9	\$35,875.00
Boeing Classic	T12	70-65-72	207	-9	\$41,475.00
Shaw Charity Classic	11	64-69-70	203	-7	\$56,400.00
The Ally Challenge	T3	69-68-67	204	-12	\$120,000.00
Sanford International	T35	70-67-74	211	+1	\$9,977.14
Pure Insurance Champ	T24	74-67-73	214	-1	\$19,200.00
SAS Championship	T12	69-71-68	208	-8	\$39,200.00

Tournament	Position	Scores	Total Score	Total Par	Money Points
Dominion Energy Charity	T39	76-71-68	215	-1	\$9,200.00

**PGA TOUR CHAMPIONS Regular Season**  
**Official Points (Rank):** \$837,078 (22)

## GENE SAUERS

### 2019 Tournament Summary

Tournament	Position	Scores	Total Score	Total Par	Money Points
Mitsubishi Electric	T29	71-72-69	212	-4	\$14,333.34
Oasis Championship	T5	65-71-69	205	-11	\$70,266.67
Chubb Classic	T44	68-71-72	211	-2	\$6,240.00
ColoGuard Classic	T33	76-70-71	217	-2	\$9,504.54
Hoag Classic	T32	71-66-74	211	-2	\$11,137.50
Rapiscan Systems	T17	72-70-74	216	E	\$22,624.00
Mitsubishi Electric	T41	75-75-72	222	+6	\$8,100.00
Bass Pro Shops Legends	T12	46-69-51	166	+4	\$19,800.00
Insperty Invitational	T20	72-69-70	211	-5	\$24,577.14
Regions Tradition	52	72-74-70-75	291	+3	\$6,480.00
Senior PGA Championship	CUT	74-80	154	+14	\$0.00
Principal Charity Classic	T5	67-68-70	205	-11	\$76,466.66
Japan Championship	T17	74-69-69	212	-4	\$36,312.50
American Family Insurance	T58	75-72-69	216	E	\$3,400.00
U.S. Senior Open Champ	CUT	68-77	145	+5	\$0.00
Bridgestone SENIOR PLAYER	29	76-71-71-69	287	+7	\$23,240.00
DICK'S Sporting Goods	T59	73-72-73	218	+2	\$3,280.00
Boeing Classic	T21	67-72-70	209	-7	\$23,887.50
Shaw Charity Classic	T58	69-71-73	213	+3	\$4,112.50
The Ally Challenge	T26	69-68-74	211	-5	\$17,800.00
Sanford International	T35	72-70-69	211	+1	\$9,977.15
Pure Insurance Champ	T24	68-74-72	214	-1	\$19,200.00
SAS Championship	T6	69-69-68	206	-10	\$79,800.00

Tournament	Position	Scores	Total Score	Total Par	Money Points
Dominion Energy Charity	T30	69-69-75	213	-3	\$14,440.00

**PGA TOUR CHAMPIONS Regular Season**  
**Official Points (Rank):** \$504,980 (40)

## WES SHORT, JR.

### 2019 Tournament Summary

Tournament	Position	Scores	Total Score	Total Par	Money Points
Oasis Championship	T38	72-69-72	213	-3	\$8,840.00
Chubb Classic	T49	67-73-72	212	-1	\$4,960.00
ColoGuard Classic	T27	72-71-72	215	-4	\$14,450.00
Hoag Classic	T54	73-71-70	214	+1	\$3,870.00
Rapiscan Systems	T5	70-73-69	212	-4	\$66,133.33
Mitsubishi Electric	T25	74-73-72	219	+3	\$17,160.00
Bass Pro Shops Legends	T22	68-52-52	172	+10	\$10,125.00
Insperty Invitational	T27	70-72-70	212	-4	\$17,105.00
Regions Tradition	T49	75-72-72-71	290	+2	\$7,440.00
Senior PGA Championship	T44	72-73-72-76	293	+13	\$9,000.00
Principal Charity Classic	T21	71-72-66	209	-7	\$19,583.57
Japan Championship	T27	71-69-74	214	-2	\$20,291.66
American Family Insurance	T69	74-72-73	219	+3	\$1,820.00
U.S. Senior Open Champ	T24	68-70-72-69	279	-1	\$28,798.00
Bridgestone SENIOR PLAYER	T24	71-70-70-75	286	+6	\$26,768.00
The Senior Open Champ	T7	67-67-73-72	279	-1	\$48,637.00
DICK'S Sporting Goods	T32	72-70-70	212	-4	\$13,222.50
Boeing Classic	T40	70-68-75	213	-3	\$9,660.00
Shaw Charity Classic	1	64-67-66	197	-13	\$352,500.00
The Ally Challenge	T7	69-67-70	206	-10	\$58,400.00
Sanford International	T16	69-69-68	206	-4	\$29,700.00
Pure Insurance Champ	T9	68-72-70	210	-5	\$50,400.00
SAS Championship	T45	70-73-73	216	E	\$6,930.00

Tournament	Position	Scores	Total Score	Total Par	Money Points
Dominion Energy Charity	7	69-68-67	204	-12	\$72,000.00

**PGA TOUR CHAMPIONS Regular Season**  
**Official Points (Rank):** \$897,794 (19)

# 2019 Competitors' Capsules

## VIJAY SINGH

### 2019 Tournament Summary

Tournament	Position	Scores	Total Score	Total Par	Money Points
Mitsubishi Electric	T29	69-69-74	212	-4	\$14,333.33
Rapiscan Systems	T11	69-72-73	214	-2	\$34,000.00
Mitsubishi Electric	T14	72-73-69	214	-2	\$31,500.00
Bass Pro Shops Legends	T2	52-63-46	161	-1	\$91,125.00
Inspirity Invitational	T7	70-70-68	208	-8	\$61,600.00
Regions Tradition	T43	72-75-73-69	289	+1	\$9,600.00
Senior PGA Championship	T21	72-73-70-74	289	+9	\$32,571.42
American Family Insurance	T30	72-71-68	211	-5	\$14,440.00
U.S. Senior Open Champ	T24	65-72-71-71	279	-1	\$28,798.00
Bridgestone SENIOR PLAYER	T18	70-70-70-74	284	+4	\$38,290.00
Boeing Classic	T35	72-73-67	212	-4	\$12,096.00
Shaw Charity Classic	T29	68-69-70	207	-3	\$17,020.71
The Ally Challenge	T50	76-70-71	217	+1	\$6,000.00
Sanford International	T35	74-68-69	211	+1	\$9,977.14
Pure Insurance Champ	T14	72-69-70	211	-4	\$38,850.00
SAS Championship	T28	68-74-71	213	-3	\$15,592.50

Tournament	Position	Scores	Total Score	Total Par	Money Points
Dominion Energy Charity	T17	70-69-70	209	-7	\$30,000.00

### PGA TOUR CHAMPIONS Regular Season

Official Points (Rank): \$485,794 (41)

## JEFF SLUMAN

### 2019 Tournament Summary

Tournament	Position	Scores	Total Score	Total Par	Money Points
Mitsubishi Electric	T13	69-67-72	208	-8	\$34,000.00
Oasis Championship	T30	71-71-70	212	-4	\$11,496.25
Chubb Classic	T52	71-72-70	213	E	\$4,053.34
ColoGuard Classic	T47	71-74-74	219	E	\$5,440.00
Hoag Classic	T32	70-71-70	211	-2	\$11,137.50
Rapiscan Systems	T11	68-73-73	214	-2	\$34,000.00
Mitsubishi Electric	T6	77-67-68	212	-4	\$61,200.00
Inspirity Invitational	T59	74-71-75	220	+4	\$3,960.00
Regions Tradition	T43	73-73-69-74	289	+1	\$9,600.00
Senior PGA Championship	CUT	74-80	154	+14	\$0.00
Japan Championship	T13	70-71-70	211	-5	\$46,312.50
American Family Insurance	T51	76-71-68	215	-1	\$4,885.71
U.S. Senior Open Champ	T33	67-71-69-73	280	E	\$20,464.00
Bridgestone SENIOR PLAYER	T54	76-70-73-75	294	+14	\$6,440.00
The Senior Open Champ	T36	73-70-70-72	285	+5	\$12,817.00
DICK'S Sporting Goods	T51	73-71-73	217	+1	\$4,894.37
Boeing Classic	T25	73-70-67	210	-6	\$19,582.50
Shaw Charity Classic	T36	68-70-70	208	-2	\$12,488.58
The Ally Challenge	T33	71-70-72	213	-3	\$11,850.00
Sanford International	T25	70-67-72	209	-1	\$15,685.71
SAS Championship	T28	76-71-66	213	-3	\$15,592.50

Tournament	Position	Scores	Total Score	Total Par	Money Points
Dominion Energy Charity	T30	72-68-73	213	-3	\$14,440.00

### PGA TOUR CHAMPIONS Regular Season

Official Points (Rank): \$360,340 (51)

## KEVIN SUTHERLAND

### 2019 Tournament Summary

Tournament	Position	Scores	Total Score	Total Par	Money Points
Mitsubishi Electric	T5	69-72-63	204	-12	\$85,000.00
Oasis Championship	T14	66-70-72	208	-8	\$28,900.00
Chubb Classic	T4	70-62-69	201	-12	\$86,400.00
ColoGuard Classic	T6	73-67-68	208	-11	\$57,800.00
Hoag Classic	T40	73-68-71	212	-1	\$8,100.00
Rapiscan Systems	1	65-69-75	209	-7	\$240,000.00
Mitsubishi Electric	T21	76-70-72	218	+2	\$20,475.00
Bass Pro Shops Legends	T5	47-66-51	164	+2	\$42,750.00
Inspirity Invitational	T20	72-69-70	211	-5	\$24,577.14
Regions Tradition	T37	73-72-68-74	287	-1	\$13,440.00
Principal Charity Classic	1	72-65-62	199	-17	\$277,500.00
Japan Championship	T41	76-68-72	216	E	\$11,750.00
American Family Insurance	T5	70-70-63	203	-13	\$88,000.00
U.S. Senior Open Champ	T38	67-70-72-73	282	+2	\$16,252.00
Bridgestone SENIOR PLAYER	T13	70-70-71-72	283	+3	\$50,400.00
DICK'S Sporting Goods	T6	67-70-68	205	-11	\$73,800.00
Boeing Classic	T7	71-67-68	206	-10	\$61,320.00

### PGA TOUR CHAMPIONS Regular Season

Official Points (Rank): \$1,186,464 (11)

## KEN TANIGAWA

### 2019 Tournament Summary

Tournament	Position	Scores	Total Score	Total Par	Money Points
Mitsubishi Electric	T25	72-68-71	211	-5	\$18,500.00
Oasis Championship	T8	65-71-70	206	-10	\$51,000.00
Chubb Classic	T11	65-66-72	203	-10	\$32,960.00
ColoGuard Classic	T20	72-74-67	213	-6	\$20,485.00
Hoag Classic	T15	69-74-66	209	-4	\$25,660.00
Rapiscan Systems	T22	73-71-73	217	+1	\$17,653.33
Mitsubishi Electric	T18	73-73-69	215	-1	\$26,190.00
Bass Pro Shops Legends	T12	46-69-51	166	+4	\$19,800.00
Inspirity Invitational	T7	68-72-68	208	-8	\$61,600.00
Regions Tradition	T57	75-69-72-77	293	+5	\$4,320.00
Senior PGA Championship	1	67-74-66-70	277	-3	\$585,000.00
Principal Charity Classic	T18	72-70-66	208	-8	\$26,085.00
Japan Championship	T21	65-77-71	213	-3	\$27,041.66
American Family Insurance	T13	73-65-69	207	-9	\$35,000.00
U.S. Senior Open Champ	T33	68-69-72-71	280	E	\$20,464.00
Bridgestone SENIOR PLAYER	T63	78-76-74-71	299	+19	\$4,060.00
The Senior Open Champ	T76	74-71-71-81	297	+17	\$2,750.00
DICK'S Sporting Goods	T24	70-71-69	210	-6	\$19,598.00
Boeing Classic	T35	72-69-71	212	-4	\$12,096.00
Shaw Charity Classic	T15	66-70-69	205	-5	\$35,485.00
The Ally Challenge	T26	69-72-70	211	-5	\$17,800.00
Sanford International	T42	71-72-69	212	+2	\$7,560.00
Pure Insurance Champ	T35	70-73-73	216	+1	\$10,983.00
SAS Championship	T65	77-72-72	221	+5	\$2,520.00

Tournament	Position	Scores	Total Score	Total Par	Money Points
Dominion Energy Charity	T35	72-71-71	214	-2	\$11,750.00

### PGA TOUR CHAMPIONS Regular Season

Official Points (Rank): \$1,096,361 (13)



# 2019 Competitors' Capsules

## TOMMY TOLLES

### 2019 Tournament Summary

Tournament	Position	Scores	Total Score	Total Par	Money Points
Chubb Classic	T58	72-72-71	215	+2	\$2,800.00
Hoag Classic	T54	70-71-73	214	+1	\$3,870.00
Mitsubishi Electric	T49	73-78-73	224	+8	\$5,220.00
Regions Tradition	T57	72-75-73-73	293	+5	\$4,320.00
Senior PGA Championship	CUT	73-78	151	+11	\$0.00
Principal Charity Classic	T39	71-71-71	213	-3	\$9,250.00
American Family Insurance	T42	71-74-68	213	-3	\$8,800.00
U.S. Senior Open Champ	CUT	72-74	146	+6	\$0.00
Bridgestone SENIOR PLAYER	T24	70-67-76-73	286	+6	\$26,768.00
DICK'S Sporting Goods	T13	68-68-71	207	-9	\$35,875.00
Boeing Classic	T5	69-68-68	205	-11	\$92,400.00
Shaw Charity Classic	T58	71-75-67	213	+3	\$4,112.50
Sanford International	T21	69-70-69	208	-2	\$20,475.00
Pure Insurance Champ	T61	70-78	148	+5	\$2,650.20
SAS Championship	T68	72-75-75	222	+6	\$1,911.00

Tournament	Position	Scores	Total Score	Total Par	Money Points
Dominion Energy Charity	2	65-67-68	200	-16	\$180,000.00

**PGA TOUR CHAMPIONS Regular Season**  
**Official Points (Rank):** \$398,452 (48)

## DAVID TOMS

### 2019 Tournament Summary

Tournament	Position	Scores	Total Score	Total Par	Money Points
Mitsubishi Electric	2	65-65-70	200	-16	\$180,000.00
Oasis Championship	4	67-67-70	204	-12	\$102,000.00
Chubb Classic	T25	67-70-69	206	-7	\$13,351.11
Coloquard Classic	T6	71-70-67	208	-11	\$57,800.00
Hoag Classic	T15	67-67-75	209	-4	\$25,660.00
Mitsubishi Electric	T54	75-74-76	225	+9	\$4,140.00
Bass Pro Shops Legends	T13	50-68-49	167	+5	\$16,650.00
Insperty Invitational	T15	72-69-69	210	-6	\$35,244.00
Regions Tradition	T2	67-67-70-72	276	-12	\$176,000.00
Principal Charity Classic	4	67-68-68	203	-13	\$111,000.00
American Family Insurance	T13	67-72-68	207	-9	\$35,000.00
U.S. Senior Open Champ	T2	62-67-70-68	267	-13	\$350,440.00
Bridgestone SENIOR PLAYER	T46	73-75-75-69	292	+12	\$9,520.00
DICK'S Sporting Goods	T42	73-72-69	214	-2	\$9,430.00
Boeing Classic	T5	70-63-72	205	-11	\$92,400.00
The Ally Challenge	T3	70-66-68	204	-12	\$120,000.00
Sanford International	T35	72-69-70	211	+1	\$9,977.14
SAS Championship	T3	71-68-66	205	-11	\$126,000.00

Tournament	Position	Scores	Total Score	Total Par	Money Points
Dominion Energy Charity	W/D	75-69	144	E	\$0.00

**PGA TOUR CHAMPIONS Regular Season**  
**Official Points (Rank):** \$1,474,612 (8)

## KIRK TRIPLETT

### 2019 Tournament Summary

Tournament	Position	Scores	Total Score	Total Par	Money Points
Mitsubishi Electric	T13	69-72-67	208	-8	\$34,000.00
Oasis Championship	T51	72-73-72	217	+1	\$4,152.86
Chubb Classic	T19	68-69-68	205	-8	\$19,413.34
Coloquard Classic	T2	68-69-69	206	-13	\$113,900.00
Hoag Classic	1	70-65-68	203	-10	\$270,000.00
Rapiscan Systems	W/D	76	76	+4	\$0.00
Mitsubishi Electric	T2	72-70-69	211	-5	\$120,600.00
Bass Pro Shops Legends	T2	50-67-44	161	-1	\$91,125.00
Insperty Invitational	T27	73-68-71	212	-4	\$17,105.00
Regions Tradition	T16	73-67-74-68	282	-6	\$35,080.00
Senior PGA Championship	T28	70-71-72-77	290	+10	\$22,685.71
Principal Charity Classic	T36	72-69-71	212	-4	\$10,606.67
Japan Championship	T2	69-68-69	206	-10	\$196,500.00
American Family Insurance	T13	67-70-70	207	-9	\$35,000.00
U.S. Senior Open Champ	5	64-68-71-69	272	-8	\$156,983.00
Bridgestone SENIOR PLAYER	T65	75-73-73-79	300	+20	\$3,500.00
Boeing Classic	T29	68-71-72	211	-5	\$15,540.00
Shaw Charity Classic	T43	71-65-73	209	-1	\$9,400.00
The Ally Challenge	T30	70-70-72	212	-4	\$15,066.67
Sanford International	T7	66-68-71	205	-5	\$45,000.00
Pure Insurance Champ	1	70-69-67	206	-9	\$315,000.00
SAS Championship	T43	69-75-71	215	-1	\$9,240.00

Tournament	Position	Scores	Total Score	Total Par	Money Points
Dominion Energy Charity	T14	72-68-68	208	-8	\$36,000.00

**PGA TOUR CHAMPIONS Regular Season**  
**Official Points (Rank):** \$1,575,898 (3)

## DUFFY WALDORF

### 2019 Tournament Summary

Tournament	Position	Scores	Total Score	Total Par	Money Points
Oasis Championship	T63	71-74-75	220	+4	\$2,380.00
Chubb Classic	T19	68-68-69	205	-8	\$19,413.34
Coloquard Classic	T15	71-73-68	212	-7	\$27,234.00
Hoag Classic	T47	70-70-73	213	E	\$5,580.00
Rapiscan Systems	T17	71-69-76	216	E	\$22,624.00
Mitsubishi Electric	T18	76-67-72	215	-1	\$26,190.00
Bass Pro Shops Legends	T20	68-51-51	170	+8	\$11,880.00
Insperty Invitational	T53	72-74-72	218	+2	\$5,060.00
Regions Tradition	T43	72-72-71-74	289	+1	\$9,600.00
Senior PGA Championship	T8	69-74-71-70	284	+4	\$84,033.33
Principal Charity Classic	T11	67-71-69	207	-9	\$35,942.85
Japan Championship	T33	74-70-71	215	-1	\$14,812.50
American Family Insurance	4	67-67-68	202	-14	\$120,000.00
U.S. Senior Open Champ	T17	65-69-74-70	278	-2	\$46,359.00
Bridgestone SENIOR PLAYER	T24	70-70-73-73	286	+6	\$26,768.00
DICK'S Sporting Goods	T9	68-69-69	206	-10	\$51,250.00
Boeing Classic	T40	68-73-72	213	-3	\$9,660.00
Shaw Charity Classic	T43	70-69-70	209	-1	\$9,400.00
The Ally Challenge	T52	68-75-75	218	+2	\$5,066.66
Sanford International	T21	71-69-68	208	-2	\$20,475.00
Pure Insurance Champ	T20	68-74-71	213	-2	\$25,305.00
SAS Championship	T45	78-70-68	216	E	\$6,930.00

Tournament	Position	Scores	Total Score	Total Par	Money Points
Dominion Energy Charity	T60	73-77-75	225	+9	\$3,500.00

**PGA TOUR CHAMPIONS Regular Season**  
**Official Points (Rank):** \$589,464 (35)



**Dominion Energy®**  
Charity Classic

**OCTOBER 17-20, 2019**

THE COUNTRY CLUB OF VIRGINIA  
JAMES RIVER COURSE  
RICHMOND, VA

---



**NOVEMBER 1-3, 2019**

SHERWOOD COUNTRY CLUB  
THOUSAND OAKS, CA

---



**NOVEMBER 6-10, 2019**

PHOENIX COUNTRY CLUB  
PHOENIX, AZ