



**Horrible Horseshoe - According to ShotLink
(Holes 3,4,5) at Colonial Country Club**




3rd Hole



4th Hole



5th Hole



- +0.479** Average over par the Horrible Horseshoe has played in the last 17 years, toughest 3-5 hole stretch of any non-major venue that has been played at least eight times
- 5** In the last 37 years, five players have a cumulative career score to par on the Horrible Horseshoe of two under
- +7,613** The Horrible Horseshoe has played to a cumulative 7,613-over par in the last 37 years, the rest of Colonial CC has played 1,113-under par
- 6** Six players have shot seven under or better after playing the Horrible Horseshoe over par
- 13 / 1.7%** Number of players who haven't recorded a bogey or worse on this stretch of holes at Colonial CC in the last 37 years (1.7% of 768 total players)
- 4** Number of players with at least four trips around the Horrible Horseshoe without making a bogey or worse on this stretch of holes at Colonial CC in the last 37 years
- 139 / 18.1%** In the last 37 years, 18.1% of players who have played the Horrible Horseshoe have yet to record a birdie or better on this stretch of holes at Colonial CC (139 of 768)

The Horrible Horseshoe (holes 3,4,5) at Colonial Country Club has been one of the toughest three-hole stretches on the PGA TOUR. Since 2003, holes 3-5 at the Colonial Country Club have played as the toughest 3-5 hole stretch on TOUR (non-majors). These three holes have played to a scoring average of +0.479 strokes over par in this timeframe.

**Horrible Horseshoe (holes 3-5)
Colonial Country Club Since 2003**

Rank / Value	
Average Over Par	+0.479
Toughest 3-5 Hole Stretch*	1st
Toughest Average Year on TOUR	+0.616 (2014)

**Min 8 seasons played*

**Toughest Stretch Holes 3, 4, 5
PGA TOUR Since 2003 (min 8 years played)**

Average	
Colonial CC	+0.479
Torrey Pines GC (South)	+0.458
Trump National Doral	+0.399
TPC Four Seasons Resort	+0.362
TPC Sawgrass	+0.310

**Non-Majors*

**Horrible Horseshoe (holes 3-5)
Average Over Par Since 2003**

Year	Avg. Over Par
Last Season	+0.582
2018	+0.438
2017	+0.606
2016	+0.570
2015	+0.428
2014	+0.616
2013	+0.450
2012	+0.614
2011	+0.464
2010	+0.301
2009	+0.363
2008	+0.560
2007	+0.364
2006	+0.485
2005	+0.459
2004	+0.443
2003	+0.396

+0.582: Last season, the Horrible Horseshoe (holes 3-5) played +0.582 over-par.

In fact, five of the last eight seasons have seen the Horrible Horseshoe played as the four toughest seasons for this stretch of holes at Colonial Country Club in the ShotLink era (since 2003).

+0.616: This stretch played the toughest in 2014 with the field playing these three holes a combined +0.616 over par.

**Toughest Seasons*

**Notes on the Horrible Horseshoe
Colonial CC - Last 37 Years**

768 Individual Players have played at least one round
139 Players without a birdie or better in their careers (18.1%)
13 Players without a bogey or worse in their careers (1.7%)

Horrible Horseshoe (holes 3-5) Scoring Leaders Since 1983

	Score to Par	# of Rds
Branden Grace	-2	4
Russell Henley	-2	4
Hideki Matsuyama	-2	4
P.H. Horgan III	-2	4
Patrick Reed	-2	12
Alan Bratton	-1	2
Kris Blanks	-1	12
Justin Bolli	-1	2
Daniel Berger	-1	6
Eric Axley	-1	4
David Feherty	-1	4
Ben Curtis	-1	18
Ben Kohles	-1	4
Peter Lonard	-1	24
Francesco Molinari	-1	4
Brandon Harkins	-1	4
Michael Letzig	-1	2
Zack Miller	-1	2
Sammy Rachels	-1	4
Andrew Putnam	-1	8
John Riegger	-1	1
Steve Schneiter	-1	2
Patrick Rodgers	-1	7

Horrible Horseshoe vs. Rest of the Course Colonial Country Club Since 1983

	Holes 1-2 & 6-18	Holes 3-5
Birdies or Better	38,539	3,723
Bogeys	29,352	9,094
Double Bogeys or Worse	3,930	1,054
Total Score to Par	-1,113	+7,613

Since 1983, the Horrible Horseshoe has played to a combined score to par total of 7,613-over par while the other 15 holes have played a combined 1,113-under par.

23: 23 players have a career relative to par score under par on holes 3-5 at Colonial Country Club.

48.1%: 6,611 of 13,734 rounds on holes 3-5 have been played over-par.

Scoring Comparison Horrible Horseshoe Since 1983

	# of Rds	PCT
3 Under	13	0.1
2 Under	223	1.6
1 Under	1,695	12.3
Even	5,192	37.8
Over Par	6,611	48.1
Total Rds	13,734	

Best Round Score to Par When Playing Horrible Horseshoe Over Par Since 1983

	Rd	Horrible Horseshoe	Rd RTP
1985 Joey Sindelar	3 rd	+1	-8
1993 Mike Hulbert	Final	+3	-7
2018 Corey Conners	3 rd	+1	-7
2018 Brooks Koepka	2 nd	+1	-7
2009 Steve Stricker	1 st	+1	-7
1991 Bob Lohr	3 rd	+1	-7

Mike Hulbert (1993, Final Rd) was three-over par on the Horrible Horseshoe and finished the round with a seven-under 63, marking one of six players to finish with a 63 (-7) or better after playing holes 3-5 over par.

In the last 37 years, four players have made at least four trips around the Horrible Horseshoe without making a bogey or worse on holes 3-5 at Colonial CC.

Most Rds Played Without Bogey or Worse on Horrible Horseshoe Last 37 Years

	Birdies	Pars	Rds
Berger, Daniel	1	17	6
Grace, Branden	2	10	4
Matsuyama, Hideki	2	10	4
Molinari, Francesco	1	11	4

**Most Under Par on Horrible Horseshoe in a Round
Colonial CC Since 1983**

	Rd	3	4	5	Score to Par
2016 Kyle Reifers	Final	-1	-1	-1	-3
2015 Jason Bohn	Final	-1	-1	-1	-3
2009 Mark Calcavecchia	1 st	-1	-1	-1	-3
2008 Ryan Palmer	Final	-1	-1	-1	-3
2003 Justin Leonard	Final	-1	-1	-1	-3
2003 Mark Calcavecchia	Final	-1	-1	-1	-3
2000 Stewart Cink	2 nd	-1	-1	-1	-3
1996 Lanny Wadkins	2 nd	-1	-1	-1	-3
1992 Bob Lohr	2 nd	-1	-1	-1	-3
1989 Paul Azinger	1 st	E	-1	-2	-3
1988 Dave Rummells	1 st	-1	-1	-1	-3
1985 Raymond Floyd	Final	-1	-1	-1	-3
1984 Sammy Rachels	2 nd	-1	-1	-1	-3

13 Rds of -3: Since 1983, there have been 13 rounds played on the Horrible Horseshoe a combined three-under par (0.1%).

Last to accomplish this feat: Kyle Reifers (2016, Final Rd).

**Past Charles Schwab Challenge Winners
Scoring Comparison Holes 3-5 vs. 1-2 & 6-18 Colonial CC Since 2000**

Since 2000, the winners of the Charles Schwab Challenge have played the Horrible Horseshoe a combined seven-under par.

Four winners (five times) have played holes 3-5 over-par en route to victory at Colonial CC: Kevin Kisner (2017), Phil Mickelson (2000 & 2008), Nick Price (2002) and Sergio Garcia (2001).

Defending champion Kevin Na played these three holes even par for the week en route to victory at Colonial CC.

Kevin Na was a combined 12-over par in his previous 18 rounds on the Horrible Horseshoe before his even par performance in 2019.

	Holes 3-5	Holes 1-2 & 6-18
2019 Kevin Na	Even	-13
2018 Justin Rose	-1	-19
2017 Kevin Kisner	+1	-11
2016 Jordan Spieth	-2	-15
2015 Chris Kirk	Even	-12
2014 Adam Scott	-1	-8
2013 Boo Weekley	Even	-14
2012 Zach Johnson	-1	-11
2011 David Toms	Even	-15
2010 Zach Johnson	-1	-20
2009 Steve Stricker	Even	-17
2008 Phil Mickelson	+1	-15
2007 Rory Sabbatini	Even	-14
2006 Tim Herron	-2	-10
2005 Kenny Perry	-3	-16
2004 Steve Flesch	-4	-7
2003 Kenny Perry	-1	-18
2002 Nick Price	+3	-16
2001 Sergio Garcia	+1	-14
2000 Phil Mickelson	+2	-14

**Hole by Hole Scoring Breakdown
Colonial Country Club Since 1983**

Hole	Eagles	Birdies	Bogeys	Doubles+	Score to Par
1	241	5,390	904	75	-4,805
2	15	3,216	1,652	101	-1,385
3	4	1,437	2,812	209	+1,811
4	0	1,140	2,903	97	+1,964
5	8	1,134	3,379	748	+3,838
6	11	2,763	1,576	112	-982
7	2	2,349	2,040	160	+22
8	8	1,790	2,232	133	+697
9	5	2,064	2,202	832	+1,990
10	8	1,992	2,189	211	+640
11	96	4,005	1,380	173	-2,462
12	2	1,884	2,715	298	+1,445
13	9	1,979	1,557	601	+916
14	6	1,715	2,620	217	+1,348
15	3	1,887	2,287	297	+1,032
16	7	1,976	2,231	158	+586
17	7	2,593	1,930	228	-195
18	14	2,502	1,837	334	+40