

DOHA

de Los

Birdies

OFFICIAL MEDIA GUIDE

FEBRUARY 20-23, 2020

CLUB DE GOLF CHAPULTEPEC,
MEXICO CITY, MEXICO



Table of Contents

Schedule of Events.....	2	Results of 2008 Accenture Match Play Championship	113
Media Facts	3-4	Results of 2007 Accenture Match Play Championship	114
Tournament Officials.....	5	Results of 2006 Accenture Match Play Championship	115
Tournament Scorecard	6	Results of 2005 Accenture Match Play Championship	116
Results of 2019 Mexico Championship.....	7	Results of 2004 Accenture Match Play Championship	117
Results of 2018 Mexico Championship.....	8	Results of 2003 Accenture Match Play Championship	118
Results of 2017 Mexico Championship.....	9	Results of 2002 Accenture Match Play Championship	119
Results of 2016 Cadillac Championship	10	Results of 2001 Accenture Match Play Championship	120
Results of 2015 Cadillac Championship	11	Results of 2000 Accenture Match Play Championship	121
Results of 2014 Cadillac Championship	12	Results of 1999 Accenture Match Play Championship	122
Results of 2013 Cadillac Championship	13		
Results of 2012 Cadillac Championship	14	FedEx St. Jude Invitational Facts	123-124
Results of 2011 Cadillac Championship	15	Results of 2019 FedEx St. Jude Invitational	125
Results of 2010 CA Championship.....	16	Results of 2018 Bridgestone Invitational	126
Results of 2009 CA Championship.....	17	Results of 2017 Bridgestone Invitational	127
Results of 2008 CA Championship.....	18	Results of 2016 Bridgestone Invitational	128
Results of 2007 CA Championship.....	19	Results of 2015 Bridgestone Invitational	129
Results of 2006 American Express Championship.....	20	Results of 2014 Bridgestone Invitational	130
Results of 2005 American Express Championship.....	21	Results of 2013 Bridgestone Invitational	131
Results of 2004 American Express Championship.....	22	Results of 2012 Bridgestone Invitational	132
Results of 2003 American Express Championship.....	23	Results of 2011 Bridgestone Invitational	133
Results of 2002 American Express Championship.....	24	Results of 2010 Bridgestone Invitational	134
Results of 2001 American Express Championship.....	25	Results of 2009 Bridgestone Invitational	135
Results of 2000 American Express Championship.....	26	Results of 2008 Bridgestone Invitational	136
Results of 1999 American Express Championship.....	27	Results of 2007 Bridgestone Invitational	137
Mexico Championship Records	28-29	Results of 2006 Bridgestone Invitational	138
History at a Glance	30	Results of 2005 NEC Invitational.....	139
Top-10 Finishes	31-32	Results of 2004 NEC Invitational.....	140
Mexico Championship Money Leaders	33	Results of 2003 NEC Invitational.....	141
Mexico Championship Career Stroke Averages.....	33	Results of 2002 NEC Invitational.....	142
Mexico Championship Player Records.....	34-54	Results of 2001 NEC Invitational.....	143
		Results of 2000 NEC Invitational.....	144
Player Records.....	55-97	Results of 1999 NEC Invitational.....	145
World Golf Championships	99-157	HSBC Champions Facts.....	146
		Results of 2019-20 HSBC Champions.....	147
Dell Technologies Match Play Facts	100-101	Results of 2018-19 HSBC Champions.....	148
Results of 2019 Dell Technologies Match Play.....	102	Results of 2017-18 HSBC Champions.....	149
Results of 2018 Dell Technologies Match Play.....	103	Results of 2016-17 HSBC Champions.....	150
Results of 2017 Dell Technologies Match Play.....	104	Results of 2015-16 HSBC Champions.....	151
Results of 2016 Dell Technologies Match Play.....	105	Results of 2014-15 HSBC Champions.....	152
Results of 2015 Cadillac Match Play.....	106	Results of 2013-14 HSBC Champions.....	153
Results of 2014 Accenture Match Play Championship	107	Results of 2012 HSBC Champions.....	154
Results of 2013 Accenture Match Play Championship	108	Results of 2011 HSBC Champions.....	155
Results of 2012 Accenture Match Play Championship	109	Results of 2010 HSBC Champions.....	156
Results of 2011 Accenture Match Play Championship	110	Results of 2009 HSBC Champions.....	157
Results of 2010 Accenture Match Play Championship	111	WGC Schedule	Back Cover
Results of 2009 Accenture Match Play Championship	112		

Schedule of Events

WEDNESDAY, FEBRUARY 19

Gates Open 9 a.m. – 6 p.m.
Open Practice Round for Professionals
Closest-to-the-pin contest at No. 1 - 8 a.m. – 4 p.m.

THURSDAY, FEBRUARY 20

Gates Open 9 a.m. | Play ends 6 p.m.
First Round of Competition
Approximate Tee Times 11 a.m. – 1:15 p.m.
#1 Tee & #10 Tee; Groups of 3
Fan Zone Party | 6 – 11 p.m.
U.S. TV coverage: Golf Channel | 2 – 7 p.m. (ET)

FRIDAY, FEBRUARY 21

Gates Open 9 a.m. | Play ends 6 p.m.
Second Round of Competition
Approximate Tee Times 11 a.m. – 1:15 p.m.
#1 Tee & #10 Tee; Groups of 3
Fan Zone Party | 6 – 11 p.m.
U.S. TV coverage: Golf Channel | 2 – 7 p.m. (ET)

SATURDAY, FEBRUARY 22

Gates Open 9 a.m. | Play ends 5 p.m.
Third Round of Competition
Approximate Tee Times 10 a.m. – Noon
#1 Tee & #10 Tee; Groups of 3
Fan Zone Party | 5 – 11 p.m.
U.S. TV coverage: Golf Channel | 12 – 3 p.m. (ET)
NBC Broadcast | 3 – 6 p.m. (ET)

SUNDAY, FEBRUARY 23

Gates Open 9 a.m. | Play ends 5 p.m.
Final Round of Competition
Approximate Tee Times 10 a.m. – Noon
#1 Tee & #10 Tee; Groups of 3
U.S. TV coverage: Golf Channel | 12 – 2 p.m. (ET)
NBC Broadcast | 2 – 6 p.m. (ET)
Closing Ceremony – 18th Green (after play ends)

Media Facts

EVENT:	<p>World Golf Championships-Mexico Championship (WGC-Mexico Championship on second reference).</p> <p>Each year, the tournament attracts the top golfers from around the world including the best players in the Official World Golf Ranking, leading money winners from respective sanctioning tours, and the top 30 finishers in the previous year's FedExCup Points List.</p> <p>The WGC-Mexico Championship is one of four World Golf Championships regulated and organized by the operational committee of the International Federation of PGA Tours, which includes the Asian Tour, European Tour, Japan Golf Tour, PGA TOUR, ISPS Handa PGA Tour of Australasia and Sunshine Tour. In addition to the World Golf Championships-Mexico Championship, the other three World Golf Championships include the Dell Technologies Match Play (Texas, USA), the FedEx St. Jude Invitational (Tennessee, USA) and the HSBC Champions (Shanghai, China).</p>
DATE:	February 19 - 23, 2020
2019 CHAMPION:	Dustin Johnson, 263, 21-under, 20th PGA TOUR win and sixth World Golf Championships title
SITE:	<p>Club de Golf Chapultepec, Mexico City, Mexico 35-36–71 / 7,355 yards</p> <p>Club de Golf Chapultepec is a golf course full of history, for starters it was designed by Willie Smith who won the 5th edition of the US Open in 1899, and after he passed away the project was completed by his brother, Alex Smith who also won the US Open in 1906 and 1910. The golf course opened in 1928 which later one became an ideal venue to serve 18 editions of the Mexican Open which is now part of PGA TOUR Latinoamérica, among other important tournaments.</p> <p>It will host the WGC-Mexico Championship for the fourth time in 2020 where altitude will play an important role in the competition. The lowest part is at 7,603 feet above sea level, and the highest point is at 7,835 feet above sea level.</p>
PAR/YARDAGE:	Par: 35-36=71/7,355
FORMAT:	Four-day, 72-hole stroke-play competition; no cut
PURSE:	\$10.50 million (US); \$1.82 million to the winner Prize money will be considered official on each player's home Tour
ELIGIBILITY:	<p>Minimum 72-player field</p> <ul style="list-style-type: none">• The top 50 players, including any players tied for 50th place, from the Official World Golf Ranking as of February 10, 2020.• The top 50 players, including any players tied for 50th place, from the Official World Golf Ranking as of February 17, 2020.• The top 30 players from the final 2018–2019 FedExCup Points List.• The top 10 players from the FedExCup Points List as of February 17, 2020.• The top 20 players from the final 2019 Race to Dubai Ranking.• The top 10 players from the Race to Dubai Ranking as of February 10, 2020.• The top 2 players from the final 2019 Japan Golf Tour Order of Merit, not otherwise exempt.• The top 2 players from the final 2019 Australasian Tour Order of Merit, not otherwise exempt.• The top 2 players from the final 2018/2019 Sunshine Tour Order of Merit, not otherwise exempt.• The top 2 players from the final 2019 Asian Tour Order of Merit, not otherwise exempt.• The highest ranked available player from Mexico from the Official World Golf Ranking as of February 10, 2020. If the highest ranked available player from Mexico from the Official World Golf Ranking is otherwise eligible, the next highest ranked available player from Mexico within the top 300 on the Official World Golf Ranking as of February 10, 2020.• If there are less than 72 players entered through the categories listed above, then the next highest ranked available players from the Official World Golf Rankings as of Monday, February 17, 2020 will become eligible as required to fill the field to 72 players.
TV LISTINGS:	The WGC-Mexico Championship is broadcast to a potential reach of more than 226 countries and territories in 23 languages.

Media Facts (cont.)

TROPHY: Gene Sarazen Cup

WEBSITES: www.wgcmexico.com; www.worldgolfchampionships.com

TICKETS: Tickets may be purchased by visiting worldgolfchampionships.com.

HISTORY:	Year	Winner	Score	Site
	1999	Tiger Woods	278 (-10)	Valderramma GC, Andalucia, Spain
	2000	Mike Weir	277 (-11)	Valderramma GC, Andalucia, Spain
	2001	No tournament due to Sept. 11 terrorist attacks		
	2002	Tiger Woods	263 (-25)	Mount Juliet Estate, Kilkenny, Ireland
	2003	Tiger Woods	274 (-6)	Crabapple GC, Atlanta, GA, U.S.
	2004	Ernie Els	270 (-18)	Mount Juliet Estate, Kilkenny, Ireland
	2005	Tiger Woods	270 (-10)	Harding Park, San Francisco, CA, U.S.
	2006	Tiger Woods	261 (-23)	The Grove, Hertfordshire, England
	2007	Tiger Woods	278 (-10)	Doral Golf Resort & Spa, Doral, FL, U.S.
	2008	Geoff Ogilvy	271 (-17)	Doral Golf Resort & Spa, Doral, FL, U.S.
	2009	Phil Mickelson	269 (-19)	Doral Golf Resort & Spa, Doral, FL, U.S.
	2010	Ernie Els	270 (-18)	Doral Golf Resort & Spa, Doral, FL, U.S.
	2011	Nick Watney	272 (-16)	Doral Golf Resort & Spa, Doral, FL, U.S.
	2012	Justin Rose	272 (-16)	Doral Golf Resort & Spa, Doral, FL, U.S.
	2013	Tiger Woods	269 (-19)	Trump National Doral, Doral FL, U.S.
	2014	Patrick Reed	284 (-4)	Trump National Doral, Doral, FL, U.S.
	2015	Dustin Johnson	279 (-9)	Trump National Doral, Doral, FL, U.S.
	2016	Adam Scott	276 (-12)	Trump National Doral, Doral, FL, U.S.
	2017	Dustin Johnson	270 (-14)	Club de Golf Chapultepec, Mexico City, MX
	2018	Phil Mickelson	268 (-16)	Club de Golf Chapultepec, Mexico City, MX
	2019	Dustin Johnson	263 (-21)	Club de Golf Chapultepec, Mexico City, MX

ABOUT

GRUPO SALINAS:

Grupo Salinas (www.gruposalinas.com) is a group of dynamic, fast growing, and technologically advanced companies focused on creating: economic value through market innovation and goods and services that improve standards of living; social value, to create social capabilities to improve the communities' conditions; and environmental value, by reducing the negative impact related to its business activities. Created by Mexican entrepreneur Ricardo B. Salinas (www.ricardosalinas.com), Grupo Salinas operates as a management development and decision forum for the top leaders of member companies. These companies include: TV Azteca (www.TVazteca.com; www.irtvazteca.com) Azteca America (us.azteca.com), Grupo Elektra (www.grupoelektra.com.mx), Banco Azteca (www.bancoazteca.com.mx), AdvanceAmerica (www.advanceamerica.net), Afore Azteca (www.aforeazteca.com.mx), Seguros Azteca (www.segurosazteca.com.mx), Punto Casa de Bolsa (www.puntocasadebolsa.mx), Totalplay (www.totalplay.com.mx) and Enlace TP (www.enlacetp.mx). TV Azteca and Grupo Elektra trade shares on the Mexican Stock Market and are part of its Sustainability Index. Each of the Grupo Salinas companies operates independently, with its own management, board of directors and shareholders. Grupo Salinas has no equity holdings. The group of companies shares a common vision, values and strategies for achieving rapid growth, superior results and world-class performance.

UMBRELLA

SPONSORS:

Grupo Salinas, Dell Technologies, FedEx, HSBC

SOCIAL MEDIA:

www.facebook.com/WGCMexicoChampionship
Instagram and Twitter: @WGCMexico, @TVAztecaGolf

PGA TOUR CHAMPIONSHIP OFFICE:

TOURNAMENT EXECUTIVE DIRECTOR: Gerald Goodman
TOURNAMENT SERVICES MANAGER: Michelle Schwartz
TOURNAMENT OPERATIONS MANAGER: Ricardo Cortes
PRO LINK SPORTS: Chad Evans

MEDIA CONTACTS:

Michael Baliker, Communications Manager, PGA TOUR
+1 (904)-273-7664, michaelbaliker@pgatourhq.com
Luciano Pascoe R., General Director of Editorial Strategy, Grupo Salinas
+52 (551)720-1313, lpascoe@gruposalinas.com.mx

Tournament Officials

Communications Staff

Michael Baliker Communications Manager, PGA TOUR
Neil Ahern Senior Press and Communications Officer, European Tour
Mark Williams Communications Director, PGA TOUR
Nick Parker..... Communications Manager, PGA TOUR
Rachel Noble..... Communications Coordinator, PGA TOUR

WGC-Mexico Championship Staff

Gerald Goodman..... Executive Director
Rodrigo Suarez Gilly Tournament Director
Ricardo Cortes Operations Manager
Michelle Schwartau Tournament Services Manager

Championship Management Support Staff

Ron Cross Senior Vice President, PGA TOUR
Chad Burgess Senior Director, Tournament Operations, PGA TOUR
Brian Gayso..... Manager, Ticket and Credential Fulfillment, PGA TOUR
Meghan Costello..... Director, Tournament Services, PGA TOUR
David Utlak..... Manager, Tournament Services, PGA TOUR
Will Triebes Coordinator, Credentials, PGA TOUR

2020 Tournament Scorecard

HOLE	1	2	3	4	5	6	7	8	9	OUT
My Score										

10	11	12	13	14	15	16	17	18	IN	TOTAL

WGC MEXICO CHAMPIONSHIP
CLUB DE GOLF CHAPULTEPEC
 February 20 - 23, 2020

Conducted by the International Federation of PGA Tours
 Questions as to the Rules of Golf shall be referred to the Rules Committee

OFFICIAL SCORECARD



Competitor: _____

Round Date

HOLE	1	2	3	4	5	6	7	8	9	OUT
Yards	316	387	186	506	445	625	235	525	382	3607
Par	4	4	3	4	4	5	3	4	4	35
Score										

10	11	12	13	14	15	16	17	18	IN	TOTAL
450	632	406	225	497	575	403	172	388	3748	7355
4	5	4	3	4	5	4	3	4	36	71


 MARKER'S SIGNATURE

 COMPETITOR'S SIGNATURE

2019 Mexico Championship

Club de Golf Chapultepec, Mexico City, Mexico Purse: \$10,250,000 Par/Yards: 35-36--71/7,345 February 18-24

LEADERS		First Round	Second Round	Third Round
	Rory McIlroy.....	63 (-8)	Dustin Johnson.....	131 (-11)
	Dustin Johnson.....	64 (-7)	Matt Kuchar.....	133 (-9)
	Matt Kuchar.....	66 (-5)	Rory McIlroy.....	133 (-9)
	Justin Thomas.....	66 (-5)	Tommy Fleetwood.....	135 (-7)
	George Coetzee.....	67 (-4)	Sergio Garcia.....	135 (-7)
	Tyrrell Hatton.....	67 (-4)		
			Dustin Johnson.....	197 (-16)
			Rory McIlroy.....	201 (-12)
			Patrick Cantlay.....	204 (-9)
			Sergio Garcia.....	204 (-9)
			Patrick Reed.....	204 (-9)
			Cameron Smith.....	204 (-9)



CUT: No cut. 71 of 72 professionals completed 72 holes.

WEATHER: Thursday: Sunny. High of 79. Wind SW at 8-16 mph. Friday: Partly cloudy. High of 79. Wind SE at 5-10 mph. Saturday: Partly cloudy. High of 79. Wind E at 5-10 mph. Sunday: Sunny in the morning. Cloudy in the afternoon. High of 76. Wind NE at 6-12 mph.

Winner: Dustin Johnson 64-67-66-68 263 (-21) 550pts. \$1,745,000.00

Dustin Johnson.....	1	64-67-66-66	263/-21	\$1,745,000.00	Kevin Na.....	T36	72-75-66-70	283/-1	\$75,000.00
Rory McIlroy.....	2	63-70-68-67	268/-16	1,095,000.00	Erik van Rooyen.....	T36	72-68-74-69	283/-1	75,000.00
Kiradech Aphibarnrat.....	T3	68-69-68-68	273/-11	472,000.00	Abraham Ancer.....	T39	71-72-71-70	284/E	70,500.00
Paul Casey.....	T3	71-72-65-65	273/-11	472,000.00	Alexander Björk.....	T39	75-70-72-67	284/E	70,500.00
Ian Poulter.....	T3	68-68-69-68	273/-11	472,000.00	Shugo Imahira.....	T39	73-67-73-71	284/E	70,500.00
Patrick Cantlay.....	T6	72-67-65-70	274/-10	261,666.67	Russell Knox.....	T39	72-72-70-70	284/E	70,500.00
Sergio Garcia.....	T6	69-66-69-70	274/-10	261,666.67	Phil Mickelson.....	T39	79-65-72-68	284/E	70,500.00
Cameron Smith.....	T6	69-67-68-70	274/-10	261,666.66	Webb Simpson.....	T39	73-72-68-71	284/E	70,500.00
Justin Thomas.....	9	66-73-74-62	275/-9	201,000.00	Byeong Hun An.....	T45	77-74-64-70	285/1	65,000.00
Keegan Bradley.....	T10	69-73-69-65	276/-8	161,500.00	Billy Horschel.....	T45	68-76-70-71	285/1	65,000.00
David Lipsky.....	T10	68-71-68-69	276/-8	161,500.00	Jake McLeod.....	T45	70-69-76-70	285/1	65,000.00
Joost Luiten.....	T10	71-67-74-64	276/-8	161,500.00	Thorbjørn Olesen.....	T45	73-74-68-71	285/1	65,000.00
Tiger Woods.....	T10	71-66-70-69	276/-8	161,500.00	Jon Rahm.....	T45	72-72-72-69	285/1	65,000.00
Charles Howell III.....	T14	69-68-73-67	277/-7	128,000.00	Matt Kuchar.....	50	66-67-79-74	286/2	62,000.00
Patrick Reed.....	T14	72-68-64-73	277/-7	128,000.00	Satoshi Kodaira.....	T51	75-72-76-64	287/3	60,000.00
Xander Schauffele.....	T14	69-73-66-69	277/-7	128,000.00	Aaron Rai.....	T51	70-74-71-72	287/3	60,000.00
Francesco Molinari.....	T17	71-67-70-70	278/-6	115,500.00	Richard Sterne.....	T51	69-68-74-76	287/3	60,000.00
Gary Woodland.....	T17	71-71-67-69	278/-6	115,500.00	Jordan Spieth.....	T54	75-69-75-69	288/4	57,500.00
Rafa Cabrera Bello.....	T19	76-69-66-68	279/-5	103,750.00	Henrik Stenson.....	T54	72-73-71-72	288/4	57,500.00
Tommy Fleetwood.....	T19	70-65-72-72	279/-5	103,750.00	George Coetzee.....	T56	67-74-74-75	290/6	55,500.00
Tyrrell Hatton.....	T19	67-70-72-70	279/-5	103,750.00	Bryson DeChambeau.....	T56	75-73-73-69	290/6	55,500.00
HaoTong Li.....	T19	69-72-71-67	279/-5	103,750.00	Emiliano Grillo.....	T58	76-73-69-73	291/7	53,500.00
Hideki Matsuyama.....	T19	72-70-67-70	279/-5	103,750.00	Kyle Stanley.....	T58	73-72-72-74	291/7	53,500.00
Aaron Wise.....	T19	73-68-71-67	279/-5	103,750.00	Adrian Otaegui.....	T60	77-74-71-70	292/8	51,750.00
Tony Finau.....	T25	73-69-69-69	280/-4	93,250.00	Shubhankar Sharma.....	T60	70-77-70-75	292/8	51,750.00
Louis Oosthuizen.....	T25	72-66-69-73	280/-4	93,250.00	Marc Leishman.....	T62	77-75-69-72	293/9	50,500.00
Matthew Fitzpatrick.....	T27	72-71-68-70	281/-3	85,000.00	Shane Lowry.....	T62	70-76-72-75	293/9	50,500.00
Kevin Kisner.....	T27	73-67-70-71	281/-3	85,000.00	Alex Noren.....	T62	71-74-74-74	293/9	50,500.00
Patton Kizzire.....	T27	69-73-70-69	281/-3	85,000.00	Tom Lewis.....	T65	74-73-77-70	294/10	49,625.00
Brooks Koepka.....	T27	73-70-69-69	281/-3	85,000.00	Chez Reavie.....	T65	75-76-72-71	294/10	49,625.00
Bubba Watson.....	T27	70-75-66-70	281/-3	85,000.00	Ryan Fox.....	T67	72-72-75-76	295/11	49,125.00
Danny Willett.....	T27	71-69-70-71	281/-3	85,000.00	Eddie Pepperell.....	T67	77-70-73-75	295/11	49,125.00
Branden Grace.....	T33	71-71-69-71	282/-2	78,000.00	Lucas Bjerregaard.....	69	76-76-72-73	297/13	48,750.00
Matt Wallace.....	T33	74-71-70-67	282/-2	78,000.00	Matthew Millar.....	70	74-82-74-71	301/17	48,500.00
Lee Westwood.....	T33	73-71-65-73	282/-2	78,000.00	Shaun Norris.....	71	79-80-73-72	304/20	48,250.00
Rickie Fowler.....	T36	71-73-68-71	283/-1	75,000.00	Sanghyun Park.....	W/D	80-79-68	227/14	

2018 Mexico Championship

Club de Golf Chapultepec, Mexico City, Mexico Purse: \$10,000,000 Par/Yards: 35-36-71/7,330 Feb. 26 - March 4

LEADERS	First Round	Second Round	Third Round
	Louis Oosthuizen 64 (-7)	Shubhankar Sharma 131 (-11)	Shubhankar Sharma 200 (-13)
	Chris Paisley 65 (-6)	Rafa Cabrera Bello 133 (-9)	Rafa Cabrera Bello 202 (-11)
	Xander Schauffele 65 (-6)	Sergio Garcia 133 (-9)	Sergio Garcia 202 (-11)
	Shubhankar Sharma 65 (-6)	Xander Schauffele 133 (-9)	Tyrrell Hatton 202 (-11)
	Kiradech Aphibarnrat 66 (-5)	Kiradech Aphibarnrat 135 (-7)	Phil Mickelson 202 (-11)
	Rafa Cabrera Bello 66 (-5)	Brian Harman 135 (-7)	
	Phil Mickelson 69 (-2)	Dustin Johnson 135 (-7)	
		Louis Oosthuizen 135 (-7)	
		Pat Perez 135 (-7)	
		Brendan Steele 135 (-7)	
		Bubba Watson 135 (-7)	
		Phil Mickelson 137 (-5)	



CUT: No cut. All 64 professionals completed 72 holes.

WEATHER: Thursday: Partly cloudy. High of 79. Wind NE 6-12 mph, with gusts to 20 mph. Friday: Mostly sunny. High of 77. Wind ENE 5-10 mph. Saturday: Mostly sunny. High of 78. Wind ENE 5-10 mph. Sunday: Mostly sunny. High of 79. Wind ENE 5-10 mph.

Winner: Phil Mickelson 69-68-65-66 268 (-16) 550 pts. \$1,700,000

Phil Mickelson 1 69-68-65-66 268	550.00	\$1,700,000.00	Kevin Chappell T30 73-70-72-67 282	26.87	\$81,428.57
Justin Thomas 2 72-70-62-64 268	315.00	1,072,000.00	Matthew Fitzpatrick T30 71-69-74-68 282		81,428.57
Rafa Cabrera Bello T3 66-67-69-67 269	170.00	510,500.00	Branden Grace T30 72-69-73-68 282	26.87	81,428.57
Tyrrell Hatton T3 70-68-64-67 269	170.00	510,500.00	Bernd Wiesberger T30 73-71-72-66 282		81,428.57
Kiradech Aphibarnrat T5 66-69-71-65 271		330,500.00	Rickie Fowler T37 68-70-70-75 283	17.00	73,000.00
Brian Harman T5 68-67-68-68 271	110.00	330,500.00	Marc Leishman T37 69-68-69-77 283	17.00	73,000.00
Sergio Garcia T7 68-65-69-70 272	92.00	239,750.00	Joost Luiten T37 72-71-68-72 283		73,000.00
Dustin Johnson T7 69-66-68-69 272	92.00	239,750.00	Chris Paisley T37 65-75-71-72 283		73,000.00
Adam Hadwin T9 70-71-67-66 274	78.00	182,000.00	Thomas Pieters T37 69-68-74-72 283	17.00	73,000.00
Shubhankar Sharma T9 65-66-69-74 274		182,000.00	Patrick Reed T37 72-74-68-69 283	17.00	73,000.00
Bubba Watson T9 69-66-72-67 274	78.00	182,000.00	Justin Rose T37 71-72-73-67 283	17.00	73,000.00
Paul Casey T12 73-68-68-66 275	67.00	150,500.00	Webb Simpson T37 72-70-73-68 283	17.00	73,000.00
Patton Kizzire T12 69-69-71-66 275	67.00	150,500.00	Peter Uihlein T37 74-72-70-67 283	17.00	73,000.00
Daniel Berger T14 69-68-72-67 276	58.25	126,500.00	Ross Fisher T46 71-68-69-76 284	11.61	67,500.00
Tommy Fleetwood T14 72-71-67-66 276	58.25	126,500.00	Yuta Ikeda T46 73-74-68-69 284		67,500.00
Alex Noren T14 69-70-71-66 276	58.25	126,500.00	David Lipsky T48 70-71-71-73 285		65,500.00
Jordan Spieth T14 70-67-69-70 276	58.25	126,500.00	Charl Schwartzel T48 71-69-70-75 285	10.48	65,500.00
Adam Bland T18 70-67-71-69 277		114,500.00	Wade Ormsby T50 79-67-69-71 286		63,500.00
Xander Schauffele T18 65-68-70-74 277	52.50	114,500.00	Gary Woodland T50 74-71-73-68 286	9.35	63,500.00
Charley Hoffman T20 70-66-70-72 278	46.46	104,300.00	Abraham Ancer T52 71-76-71-69 287	8.21	61,500.00
Pat Perez T20 68-67-68-75 278	46.46	104,300.00	Chez Reavie T52 72-73-68-74 287	8.21	61,500.00
Jon Rahm T20 67-71-70-70 278	46.46	104,300.00	Satoshi Kodaira T54 72-73-73-70 288		60,000.00
Brendan Steele T20 69-66-71-72 278	46.46	104,300.00	Jason Dufner T55 72-72-68-79 291	6.57	58,000.00
Jhonattan Vegas T20 70-68-69-71 278	46.46	104,300.00	Paul Dunne T55 73-75-72-71 291		58,000.00
Francesco Molinari T25 71-70-70-68 279	39.38	95,250.00	Dylan Frittelli T55 73-70-71-77 291		58,000.00
Kyle Stanley T25 71-65-71-72 279	39.38	95,250.00	Russell Henley T58 69-69-75-79 292	6.00	55,500.00
Jorge Campillo T27 72-71-69-68 280		91,000.00	Matt Kuchar T58 74-74-73-71 292	6.00	55,500.00
Tony Finau T27 68-70-68-74 280	35.98	91,000.00	Yusaku Miyazato T60 77-72-74-70 293		53,500.00
Kevin Kisner T29 70-71-66-74 281	33.43	88,000.00	Brandon Stone T60 75-76-71-71 293		53,500.00
Louis Oosthuizen T30 64-71-76-71 282	26.87	81,428.58	Brett Rumford T62 78-74-72-73 297		52,500.00
Dean Burmester T30 73-70-74-65 282		81,428.57	HaoTong Li T63 73-79-73-73 298		52,000.00
Patrick Cantlay T30 70-75-71-66 282	26.87	81,428.57	Gavin Kyle Green T64 78-73-74-74 299		51,500.00

2017 Mexico Championship

Club de Golf Chapultepec, Mexico City, Mexico

Purse: \$9,750,000

Par/Yards: 35-36-71/7,330

Feb. 27 - March 5

LEADERS		First Round	Second Round	Third Round	
	Ross Fisher	67 (-4)	Rory McIlroy	133 (-9)	
	Phil Mickelson	67 (-4)	Ross Fisher	135 (-7)	
	Ryan Moore	67 (-4)	Phil Mickelson	135 (-7)	
	Jon Rahm	67 (-4)	Justin Thomas	135 (-7)	
	Jimmy Walker	67 (-4)	Daniel Berger	136 (-6)	
	Lee Westwood	67 (-4)	Dustin Johnson	136 (-6)	
	Dustin Johnson	70 (-1)	Andy Sullivan	136 (-6)	
				Justin Thomas	201 (-12)
				Dustin Johnson	2 0 2
				(-11)	
				Rory McIlroy	203 (-10)
				Phil Mickelson	203 (-10)
				Jon Rahm	204 (-9)
				Lee Westwood	204 (-9)



CUT: No cut. 76 of 77 professionals completed 72 holes.

WEATHER: Thursday: Partly cloudy, with a high of 75. Wind NE 8-20 mph. Friday: Partly cloudy, with a high of 72. Wind NW 8-15 mph. Saturday: Partly cloudy, with a high of 75. Wind NE 8-20 mph. Sunday: Partly cloudy, with a high of 72. Wind ENE 6-12 mph.

Winner: Dustin Johnson 70-66-66-68 270 (-14) 550pts. \$1,660,000

Dustin Johnson	1	70-66-66-68	270	\$1,660,000.00	Justin Rose	T38	70-72-71-71	284	\$64,000.00
Tommy Fleetwood	2	69-70-66-66	271	1,045,000.00	Charl Schwartzel	T38	71-68-70-75	284	64,000.00
Ross Fisher	T3	67-68-72-65	272	497,000.00	Jhonattan Vegas	T38	69-74-68-73	284	64,000.00
Jon Rahm	T3	67-70-67-68	272	497,000.00	Bubba Watson	T38	73-72-68-71	284	64,000.00
Thomas Pieters	T5	68-69-68-68	273	312,500.00	Gary Woodland	T38	73-67-74-70	284	64,000.00
Justin Thomas	T5	69-66-66-72	273	312,500.00	Roberto Castro	T45	69-68-74-74	285	59,000.00
Phil Mickelson	T7	67-68-68-71	274	211,666.67	Adam Scott	T45	73-76-68-68	285	59,000.00
Brandt Snedeker	T7	75-68-66-65	274	211,666.67	Bernd Wiesberger	T45	73-70-71-71	285	59,000.00
Rory McIlroy	T7	68-65-70-71	274	211,666.66	Byeong Hun An	T48	73-66-71-76	286	55,500.00
Tyrrell Hatton	10	70-67-68-70	275	166,000.00	Brooks Koepka	T48	76-69-68-73	286	55,500.00
Kevin Kisner	11	72-68-68-68	276	154,000.00	Louis Oosthuizen	T48	73-72-73-68	286	55,500.00
Sergio Garcia	T12	68-71-68-70	277	131,250.00	Brendan Steele	T48	74-71-70-71	286	55,500.00
J.B. Holmes	T12	69-68-69-71	277	131,250.00	Emiliano Grillo	T52	72-77-69-69	287	52,000.00
Jordan Spieth	T12	71-72-63-71	277	131,250.00	Mike Hendry	T52	71-74-73-69	287	52,000.00
Fabrizio Zanotti	T12	68-69-72-68	277	131,250.00	Kevin Na	T52	75-70-70-72	287	52,000.00
Daniel Berger	T16	70-66-70-72	278	105,125.00	Sam Brazer	T55	75-68-70-75	288	50,000.00
Paul Casey	T16	74-71-67-66	278	105,125.00	Kevin Chappell	T55	71-77-71-69	288	50,000.00
Matthew Fitzpatrick	T16	71-67-72-68	278	105,125.00	Alexander Noren	T55	76-71-72-69	288	50,000.00
Rickie Fowler	T16	69-69-73-67	278	105,125.00	Marcus Fraser	T58	71-70-73-75	289	48,500.00
Francesco Molinari	T20	71-72-70-66	279	91,333.34	Jim Furyk	T58	77-71-70-71	289	48,500.00
Matt Kuchar	T20	68-71-67-73	279	91,333.33	Zach Johnson	T58	75-69-70-75	289	48,500.00
Andy Sullivan	T20	71-65-72-71	279	91,333.33	Yuta Ikeda	T61	75-74-72-69	290	47,250.00
Jason Dufner	T23	70-70-72-68	280	86,000.00	Patrick Reed	T61	71-76-72-71	290	47,250.00
Martin Kaymer	T23	70-67-75-68	280	86,000.00	David Lipsky	T63	73-73-75-70	291	46,625.00
Joost Luiten	T25	71-67-71-72	281	81,000.00	Thorbjorn Olesen	T63	73-77-68-73	291	46,625.00
Hideki Matsuyama	T25	72-72-66-71	281	81,000.00	Scott Hend	T65	76-71-73-73	293	46,125.00
Jimmy Walker	T25	67-74-68-72	281	81,000.00	Sean O'Hair	T65	71-71-75-76	293	46,125.00
William McGirt	T28	72-67-71-72	282	75,625.00	Roberto Diaz	T67	71-76-71-76	294	45,625.00
Ryan Moore	T28	67-73-69-73	282	75,625.00	Brandon Stone	T67	76-73-75-70	294	45,625.00
Lee Westwood	T28	67-71-66-78	282	75,625.00	Danny Willett	69	76-72-72-75	295	45,250.00
Chris Wood	T28	68-73-71-70	282	75,625.00	Russell Knox	70	73-74-68-81	296	45,000.00
Branden Grace	T32	73-69-68-73	283	70,500.00	Jeunghun Wang	71	73-77-74-73	297	44,750.00
Bill Haas	T32	70-69-75-69	283	70,500.00	Si Woo Kim	T72	71-75-77-76	299	44,250.00
Mackenzie Hughes	T32	70-70-73-70	283	70,500.00	Pablo Larrazabal	T72	73-73-75-78	299	44,250.00
Soren Kjeldsen	T32	75-71-71-66	283	70,500.00	Richard Sterne	T72	76-79-72-72	299	44,250.00
Scott Piercy	T32	72-73-72-66	283	70,500.00	Matthew Griffin	75	78-77-77-71	303	43,750.00
Hideto Tanihara	T32	75-67-67-74	283	70,500.00	K.T. Kim	76	78-75-76-77	306	43,500.00
Rafa Cabrera Bello	T38	72-69-71-72	284	64,000.00	Henrik Stenson	W/D			
Pat Perez	T38	68-71-74-71	284	64,000.00					

2016 Cadillac Championship

Blue Monster at Trump National Doral, Miami, FL Purse: **\$9,500,000** Par/Yards: **36-36-72/7,543** Feb 29-Mar 6, 2016

LEADERS	First Round	Second Round	Third Round
	Marcus Fraser 66 (-6)	Adam Scott 134 (-10)	Rory McIlroy 204 (-12)
	Scott Piercy 66 (-6)	Dustin Johnson 136 (-8)	Dustin Johnson 207 (-9)
	Phil Mickelson 67 (-5)	Rory McIlroy 136 (-8)	Adam Scott 207 (-9)
	Jason Dufner 68 (-4)	Danny Willett 137 (-7)	Phil Mickelson 209 (-7)
	Charley Hoffman 68 (-4)	Charley Hoffman 138 (-6)	Bubba Watson 209 (-7)
	Adam Scott 68 (-4)	Bubba Watson 138 (-6)	Danny Willett 209 (-7)
	Danny Willett 68 (-4)		

CUT: No cut. 65 of 66 professionals completed 72 holes.



WEATHER: Thursday: Cloudy skies with temperatures in the low-80s. Wind SW at 8-15 mph. Friday: Partly cloudy skies with temperatures in the mid-80s. Wind W at 8-15 mph. Saturday: Partly cloudy skies with cooler temperatures reaching the upper-70s. Wind E at 10-20 mph. Sunday: Mostly sunny skies with temperatures in the low-80s. Wind N increased 15-25 mph in the afternoon.

Winner: Adam Scott 68-66-73-69 276 \$1,620,000.00

Adam Scott 1	68-66-73-69	276	550.00	\$1,620,000.00	Graeme McDowell T28	74-71-70-75	290	40.00	\$79,428.57
Bubba Watson 2	69-69-71-68	277	315.00	1,018,000.00	Jamie Donaldson T35	70-72-76-74	292	33.50	72,500.00
Rory McIlroy T3	71-65-68-74	278	170.00	483,000.00	Matthew Fitzpatrick .. T35	76-71-72-73	292		72,500.00
Danny Willett T3	68-69-72-69	278		483,000.00	Shane Lowry T35	71-73-75-73	292	33.50	72,500.00
Phil Mickelson 5	67-72-70-70	279	115.00	342,000.00	Hideki Matsuyama T35	70-81-68-73	292	33.50	72,500.00
Jimmy Walker 6	69-72-73-66	280	105.00	280,000.00	Kevin Na T35	72-72-75-73	292	33.50	72,500.00
Paul Casey 7	71-68-75-68	282	95.00	240,000.00	Justin Thomas T35	75-66-78-73	292	33.50	72,500.00
Rickie Fowler T8	70-71-71-71	283	86.00	197,500.00	Billy Horschel 41	72-71-75-75	293	30.00	69,000.00
Smylie Kaufman T8	71-70-71-71	283	86.00	197,500.00	Ross Fisher T42	76-70-72-76	294		66,000.00
Harris English 10	71-70-71-72	284	78.00	165,000.00	Martin Kaymer T42	76-71-71-76	294		\$66,000.00
Rafa Cabrera Bello T11	73-71-67-74	285		145,000.00	K.T. Kim T42	71-74-75-74	294		66,000.00
Jason Dufner T11	68-72-77-68	285	69.00	145,000.00	Danny Lee T42	71-71-72-80	294	27.00	66,000.00
Sergio Garcia T11	73-71-67-74	285	69.00	145,000.00	Chris Wood T42	72-69-79-74	294		66,000.00
Dustin Johnson T14	72-64-71-79	286	59.33	120,000.00	Emiliano Grillo T47	76-72-72-75	295	23.50	62,500.00
Louis Oosthuizen T14	74-70-69-73	286	59.33	120,000.00	Zach Johnson T47	71-73-71-80	295	23.50	62,500.00
Bernd Wiesberger T14	72-69-74-71	286		120,000.00	Kiradech Aphibarnrat T49	75-71-71-79	296		60,000.00
Scott Piercy T17	66-77-70-74	287	51.66	102,166.67	Bill Haas T49	74-74-72-76	296	21.00	60,000.00
Justin Rose T17	75-73-72-67	287	51.66	102,166.67	David Lingmerth T49	74-72-75-75	296	21.00	60,000.00
Jordan Spieth T17	69-72-73-73	287	51.66	102,166.67	Byeong-Hun An T52	74-73-75-75	297		56,500.00
Andy Sullivan T17	71-70-73-73	287		102,166.67	Victor Dubuisson T52	73-72-80-72	297		56,500.00
Charley Hoffman T17	68-70-74-75	287	51.66	102,166.66	Patrick Reed T52	77-74-74-72	297	17.50	56,500.00
Charl Schwartzel T17	73-67-72-75	287	51.66	102,166.66	Robert Streb T52	72-73-73-79	297	17.50	56,500.00
Jason Day T23	72-74-71-71	288	46.50	91,000.00	Nathan Holman 56	82-70-73-73	298		54,000.00
Branden Grace T23	73-73-74-68	288	46.50	91,000.00	George Coetzee 57	72-76-76-75	299		53,000.00
Kevin Kisner T23	75-69-72-72	288	46.50	91,000.00	Fabian Gomez 58	75-72-78-75	300	13.00	52,000.00
Brooks Koepka T23	71-71-74-72	288	46.50	91,000.00	J.B. Holmes 59	77-72-72-80	301	12.00	51,000.00
Russell Knox 27	71-71-72-75	289	44.00	86,000.00	Marcus Fraser 60	66-77-80-79	302		50,500.00
Henrik Stenson T28	71-71-76-72	290	40.00	79,428.58	Yusaku Miyazato T61	76-73-74-80	303		49,750.00
Daniel Berger T28	75-71-70-74	290	40.00	79,428.57	Jordan Zunic T61	75-74-75-79	303		49,750.00
Soren Kjeldsen T28	72-72-74-72	290		79,428.57	Scott Hend 63	75-76-80-79	310		49,000.00
Matt Kuchar T28	70-78-70-72	290	40.00	79,428.57	Kristoffer Broberg 64	83-73-80-75	311		48,500.00
Anirban Lahiri T28	70-70-71-79	290	40.00	79,428.57	Steven Bowditch 65	81-80-80-84	325	6.00	48,000.00
Marc Leishman T28	73-73-69-75	290	40.00	79,428.57	Brandt Snedeker WD				

2015 Cadillac Championship

Blue Monster at Trump National Doral, Miami, FL **Purse: \$9,205,000** **Par/Yards: 36-36-72/7,481** **March 2-8, 2015**

LEADERS	First Round	Second Round	Third Round
	J.B. Holmes 62 (-10)	J.B. Holmes 135 (-9)	J.B. Holmes 205 (-11)
	Ryan Moore 66 (-6)	Ryan Moore 137 (-7)	Dustin Johnson 210 (-6)
	Rickie Fowler 68 (-4)	Adam Scott 138 (-6)	Bubba Watson 210 (-6)
	Dustin Johnson 68 (-4)	Henrik Stenson 140 (-4)	Ryan Moore 211 (-5)
	Alexander Levy 68 (-4)	Bubba Watson 140 (-4)	Bill Haas 212 (-4)
		Dustin Johnson 141 (-3)	Louis Oosthuizen 212 (-4)
			Henrik Stenson 212 (-4)

CUT: No Cut. 73 of 74 players completed 72 holes.



WEATHER: Thursday: Partly cloudy skies and warm temperatures in the mid-80s. SE wind at 15-25 mph in the morning, gradually diminishing throughout the afternoon. Friday: Partly cloudy. High of 85. Wind E at 6-12 mph. Saturday: Cloudy with occasional showers. Temperature in the 80s, with NE wind at 10-20 mph. Sunday: Mostly cloudy. High of 79. ENE wind at 15-25 mph.

Winner: Dustin Johnson 68-73-69-69 279 \$1,570,000.00

Dustin Johnson 1	68-73-69-69	279	\$1,570,000.00	Keegan Bradley T38	73-74-75-70	292	\$65,500.00
J.B. Holmes 2	62-73-70-75	280	930,000.00	Paul Casey T38	75-73-72-72	292	65,500.00
Bubba Watson 3	71-69-70-71	281	540,000.00	Charley Hoffman T38	70-74-72-76	292	65,500.00
Adam Scott T4	70-68-75-71	284	365,000.00	Alexander Levy T38	68-73-79-72	292	65,500.00
Henrik Stenson T4	69-71-72-72	284	365,000.00	Marcel Siem T38	78-72-75-67	292	65,500.00
Louis Oosthuizen 6	71-74-67-73	285	270,000.00	Cameron Tringale T38	73-74-72-73	292	65,500.00
Bill Haas T7	74-73-65-74	286	215,000.00	Jamie Donaldson T44	70-72-76-75	293	61,500.00
Webb Simpson T7	74-69-70-73	286	215,000.00	Charl Schwartzel T44	71-72-75-75	293	61,500.00
Kevin Na T9	74-71-71-71	287	163,333.34	Sangmoon Bae T46	75-71-73-75	294	59,000.00
Rory McIlroy T9	73-70-72-72	287	163,333.33	Billy Horschel T46	72-75-75-72	294	59,000.00
Ryan Moore T9	66-71-74-76	287	163,333.33	Joost Luiten T46	79-69-73-73	294	59,000.00
Rickie Fowler T12	68-77-71-72	288	123,000.00	Greg Chalmers T49	77-72-73-73	295	55,000.00
Jim Furyk T12	70-73-76-69	288	123,000.00	Luke Donald T49	72-76-74-73	295	55,000.00
Ryan Palmer T12	71-70-74-73	288	123,000.00	Jason Dufner T49	79-71-71-74	295	55,000.00
Lee Westwood T12	71-72-70-75	288	123,000.00	Zach Johnson T49	76-73-73-73	295	55,000.00
Danny Willett T12	73-76-71-68	288	123,000.00	Ian Poulter T49	74-78-71-72	295	55,000.00
Morgan Hoffmann T17	73-71-71-74	289	97,500.00	Branden Grace 54	75-74-72-75	296	52,000.00
Brooks Koepka T17	69-74-73-73	289	97,500.00	Justin Rose 55	73-74-73-77	297	51,000.00
Shane Lowry T17	71-74-70-74	289	97,500.00	Russell Henley T56	74-74-72-78	298	48,000.00
Brandt Snedeker T17	74-73-70-72	289	97,500.00	Chris Kirk T56	76-77-73-72	298	48,000.00
Jordan Spieth T17	75-69-73-72	289	97,500.00	Graeme McDowell T56	73-73-75-77	298	48,000.00
Marc Warren T17	73-75-69-72	289	97,500.00	Alexander Noren T56	73-77-74-74	298	48,000.00
Thomas Aiken T23	78-69-72-71	290	83,000.00	Robert Streb T56	72-80-72-74	298	48,000.00
Ross Fisher T23	78-71-69-72	290	83,000.00	Geoff Ogilvy 61	74-76-74-75	299	45,500.00
Mikko Ilonen T23	78-72-67-73	290	83,000.00	Victor Dubuisson T62	72-73-70-85	300	44,750.00
Matt Kuchar T23	73-75-70-72	290	83,000.00	Steven Jeffress T62	75-74-78-73	300	44,750.00
Hideki Matsuyama T23	76-72-72-70	290	83,000.00	David Lipsky T62	74-73-76-77	300	44,750.00
Patrick Reed T23	71-73-71-75	290	83,000.00	Hunter Mahan 65	75-79-74-74	302	44,250.00
Brendon Todd T23	72-73-72-73	290	83,000.00	Stephen Gallacher T66	84-72-78-69	303	43,875.00
Gary Woodland T23	70-74-76-70	290	83,000.00	Danie van Tonder T66	74-74-75-80	303	43,875.00
Jason Day T31	76-74-70-71	291	72,000.00	Koumei Oda 68	74-78-73-79	304	43,500.00
Sergio Garcia T31	73-69-71-78	291	72,000.00	Thongchai Jaidee 69	80-73-76-76	305	43,250.00
Martin Kaymer T31	71-76-71-73	291	72,000.00	Gary Stal 70	75-79-77-75	306	43,000.00
Phil Mickelson T31	74-74-71-72	291	72,000.00	Tommy Fleetwood T71	77-77-73-80	307	42,625.00
John Senden T31	73-70-74-74	291	72,000.00	Anirban Lahiri T71	80-76-74-77	307	42,625.00
Jimmy Walker T31	71-76-70-74	291	72,000.00	Hiroyuki Fujita 73	75-83-78-79	315	42,250.00
Bernd Wiesberger T31	74-74-71-72	291	72,000.00				

2014 Cadillac Championship

Blue Monster at Trump National Doral, Miami, FL **Purse: \$9,000,000** **Par/Yards: 36-36-72/7,481** **March 3-9, 2014**

LEADERS	First Round	Second Round	Third Round
	Patrick Reed..... 68 (-4)	Dustin Johnson..... 143 (-1)	Patrick Reed..... 212 (-4)
	Jason Dufner..... 69 (-3)	Matt Kuchar..... 143 (-1)	Jason Dufner..... 214 (-2)
	Harris English..... 69 (-3)	Hunter Mahan..... 143 (-1)	Hunter Mahan..... 214 (-2)
	Dustin Johnson..... 69 (-3)	Patrick Reed..... 143 (-1)	Jamie Donaldson..... 215 (-1)
	Matt Kuchar..... 69 (-3)	Jamie Donaldson..... 144 (0)	Tiger Woods..... 215 (-1)
	Hunter Mahan..... 69 (-3)	Graeme McDowell..... 144 (0)	
	Francesco Molinari..... 69 (-3)	Rory McIlroy..... 144 (0)	
		Francesco Molinari..... 144 (0)	

CUT: No cut. 67 of 68 players completed 72 holes.

WEATHER: Thursday: Mostly cloudy. Temperatures in the low-to-mid 80s. Wind S at 15-20, gusting to 30 mph. Play suspended due to strong thunderstorms at 2:22 p.m. The peak wind gust was 40 mph and the course received .25 inches of rain. Play resumed at 4:46 p.m., and officials suspended play at 5:57 p.m. due to darkness. The six players in the two lead groups (off No. 1 and 10 tees) were the only ones to complete their rounds. Friday: The first round resumed at 8:45 a.m., with the second round resuming as scheduled. Partly cloudy and windy. Wind W at 15-20 mph, gusting to 36 mph. High of 77. Saturday: Sunny. High of 79. Wind NW shifting E at 5-10 mph. Sunday: Partly cloudy. High of 77. Wind E at 5-10 mph.



Winner: Patrick Reed 68-75-69-72 284 \$1,500,000.00

Patrick Reed..... 1	68-75-69-72	284	\$1,530,000.00	Hyung-Sung Kim..... T34	72-74-74-74	294	\$68,500.00
Jamie Donaldson..... T2	74-70-71-70	285	753,000.00	Hideki Matsuyama..... T34	72-77-71-74	294	68,500.00
Bubba Watson..... T2	73-72-72-68	285	753,000.00	Justin Rose..... T34	74-77-70-73	294	68,500.00
Dustin Johnson..... T4	69-74-73-72	288	395,000.00	Jordan Spieth..... T34	73-79-73-69	294	68,500.00
Richard Sterne..... T4	74-73-70-71	288	395,000.00	Lee Westwood..... T34	75-79-70-70	294	68,500.00
Thongchai Jaidee..... T6	73-74-74-68	289	248,333.34	Darren Fichardt..... T40	73-78-72-72	295	63,500.00
Stephen Gallacher..... T6	75-75-70-69	289	248,333.33	Branden Grace..... T40	75-74-69-77	295	63,500.00
Bill Haas..... T6	73-76-69-71	289	248,333.33	Chris Kirk..... T40	75-71-76-73	295	63,500.00
Jason Dufner..... T9	69-77-68-76	290	151,250.00	Louis Oosthuizen..... T40	72-78-71-74	295	63,500.00
Hunter Mahan..... T9	69-74-71-76	290	151,250.00	Thomas Bjorn..... T44	75-75-73-73	296	60,500.00
Graeme McDowell..... T9	73-71-73-73	290	151,250.00	Rickie Fowler..... T44	76-75-74-71	296	60,500.00
Charl Schwartzel..... T9	70-76-76-68	290	151,250.00	Brandt Snedeker..... 46	73-73-75-76	297	59,000.00
Miguel A. Jimenez..... T13	70-77-69-75	291	110,000.00	Russell Henley..... T47	72-78-75-73	298	57,000.00
Matt Kuchar..... T13	69-74-74-74	291	110,000.00	Webb Simpson..... T47	80-78-70-70	298	57,000.00
Joost Luiten..... T13	76-72-71-72	291	110,000.00	Kevin Stadler..... T47	77-76-72-73	298	57,000.00
Jonas Blixt..... T16	79-72-75-66	292	90,666.67	Keegan Bradley..... T50	74-76-75-74	299	54,500.00
George Coetzee..... T16	74-74-73-71	292	90,666.67	Billy Horschel..... T50	77-78-71-73	299	54,500.00
Sergio Garcia..... T16	74-76-73-69	292	90,666.67	Ernie Els..... T52	75-78-73-74	300	52,500.00
Scott Hend..... T16	72-76-73-71	292	90,666.67	Ian Poulter..... T52	71-78-73-78	300	52,500.00
Henrik Stenson..... T16	73-76-74-69	292	90,666.67	Brendon de Jonge..... T54	76-79-74-72	301	51,000.00
Gary Woodland..... T16	72-78-71-71	292	90,666.67	Gonzalo Fdez-Castano .. T54	77-77-77-70	301	51,000.00
Harris English..... T16	69-77-74-72	292	90,666.66	Boo Weekley..... T54	75-75-78-73	301	151,000.00
Zach Johnson..... T16	70-75-71-76	292	90,666.66	Steve Stricker..... 57	77-78-71-76	302	50,000.00
Phil Mickelson..... T16	74-75-69-74	292	90,666.66	Roberto Castro..... T58	74-78-78-73	303	49,250.00
Luke Donald..... T25	70-82-72-69	293	76,000.00	Martin Kaymer..... T58	75-80-73-75	303	49,250.00
Rory McIlroy..... T25	70-74-75-74	293	76,000.00	Jin Jeong..... T60	75-75-78-77	305	48,250.00
Francesco Molinari..... T25	69-75-76-73	293	76,000.00	Matteo Manassero..... T60	76-76-74-79	305	48,250.00
Ryan Moore..... T25	70-79-69-75	293	76,000.00	Victor Dubuisson..... T62	72-81-75-78	306	47,000.00
Adam Scott..... T25	75-73-72-73	293	76,000.00	Jim Furyk..... T62	78-77-75-76	306	47,000.00
Kevin Streelman..... T25	75-74-72-72	293	76,000.00	D.A. Points..... T62	82-76-74-74	306	47,000.00
Peter Uihlein..... T25	73-77-71-72	293	76,000.00	Dawie van der Walt..... 65	81-83-71-75	310	46,000.00
Jimmy Walker..... T25	73-77-67-76	293	76,000.00	Brett Rumford..... 66	83-79-77-74	313	45,500.00
Tiger Woods..... T25	76-73-66-78	293	76,000.00	Kiradech Aphibarnrat..... 67	74-82-79-79	314	45,000.00
Graham DeLaet..... T34	78-72-70-74	294	68,500.00				

2013 Cadillac Championship

TPC Blue Monster at Doral, Miami, FL

Purse: \$8,750,000 Par/Yards: 36-36-72/7,334

March 4-10, 2013

LEADERS	First Round	Second Round	Third Round
	Sergio Garcia 66 (-6)	Tiger Woods 131 (-13)	Tiger Woods 198 (-18)
	Freddie Jacobson 66 (-6)	Graeme McDowell 133 (-11)	Graeme McDowell 202 (-14)
	Graeme McDowell 66 (-6)	Phil Mickelson 134 (-10)	Phil Mickelson 203 (-13)
	Bubba Watson 66 (-6)	Steve Stricker 134 (-10)	Steve Stricker 203 (-13)
	Tiger Woods 66 (-6)	Freddie Jacobson 135 (-9)	Keegan Bradley 205 (-11)
		Bubba Watson 135 (-9)	Sergio Garcia 205 (-11)
			Charl Schwartzel 205 (-11)
			Michael Thompson 205 (-11)



CUT: No cut. All 65 players completed 72 holes.

WEATHER: Thursday: Sunny. High of 71. Winds NNW at 8-15 mph. Friday: Sunny. High of 76. Winds NNE at 6-12 mph. Saturday: Partly cloudy and breezy. High of 77. Winds NE at 10-20 mph. Sunday: Partly cloudy and breezy. High of 75. Winds E at 15-25 mph.

Winner: Tiger Woods 66-65-67-71 269 \$1,500,000.00

Tiger Woods 1	66-65-67-71	269	\$1,500,000.00	Louis Oosthuizen T33	70-75-69-72	286	\$71,500.00
Steve Stricker 2	67-67-69-68	271	880,000.00	Rickie Fowler T35	69-69-71-78	287	68,500.00
Sergio Garcia T3	66-72-67-69	274	417,500.00	Jim Furyk T35	72-70-72-73	287	68,500.00
Graeme McDowell T3	66-67-69-72	274	417,500.00	Brian Gay T35	70-76-69-72	287	68,500.00
Phil Mickelson T3	67-67-69-71	274	417,500.00	Matt Kuchar T35	72-72-72-71	287	68,500.00
Adam Scott T3	72-70-68-64	274	417,500.00	Padraig Harrington T39	76-72-68-72	288	64,500.00
Keegan Bradley 7	68-68-69-71	276	240,000.00	David Lynn T39	71-70-76-71	288	64,500.00
Peter Hanson T8	67-71-70-70	278	163,750.00	Marcel Siem T39	75-73-70-70	288	64,500.00
Rory McIlroy T8	73-69-71-65	278	163,750.00	Bo Van Pelt T39	68-75-71-74	288	64,500.00
Justin Rose T8	68-72-70-68	278	163,750.00	Luke Donald T43	70-76-71-72	289	60,500.00
Michael Thompson T8	69-69-67-73	278	163,750.00	Gonzalo Fdez-Castano .. T43	72-70-73-74	289	60,500.00
Jason Dufner T12	69-69-69-72	279	113,750.00	Bill Haas T43	72-73-72-72	289	60,500.00
Charles Howell III T12	68-71-69-71	279	113,750.00	Chris Wood T43	71-74-71-73	289	60,500.00
Dustin Johnson T12	68-69-70-72	279	113,750.00	Zach Johnson T47	71-67-77-75	290	57,500.00
Richard Sterne T12	70-71-71-67	279	113,750.00	Geoff Ogilvy T47	69-74-73-74	290	57,500.00
Freddie Jacobson T16	66-69-71-74	280	98,000.00	Branden Grace T49	73-74-72-72	291	54,500.00
Charl Schwartzel T16	71-65-69-75	280	98,000.00	Martin Kaymer T49	76-68-73-74	291	54,500.00
Nicolas Colsaerts T18	71-71-67-72	281	93,000.00	Carl Pettersson T49	71-75-71-74	291	54,500.00
Bubba Watson T18	66-69-71-75	281	93,000.00	Nick Watney T49	69-71-77-74	291	54,500.00
Alexander Noren T20	69-70-72-71	282	88,000.00	George Coetzee T53	70-69-73-80	292	50,600.00
John Senden T20	69-69-70-74	282	88,000.00	Stephen Gallacher T53	74-75-69-74	292	50,600.00
Webb Simpson T20	72-67-71-72	282	88,000.00	Ryan Moore T53	73-71-72-76	292	50,600.00
Scott Jamieson T23	70-69-72-72	283	83,000.00	Thorbjorn Olesen T53	75-75-70-72	292	50,600.00
Matteo Manassero T23	71-71-75-66	283	83,000.00	Thaworn Wiratchant T53	69-69-77-77	292	50,600.00
Hunter Mahan T25	67-72-71-74	284	79,000.00	Mike Hendry T58	72-66-78-77	293	48,750.00
Scott Piercy T25	70-73-69-72	284	79,000.00	Paul Lawrie T58	78-73-72-70	293	48,750.00
Lee Westwood T25	73-69-71-71	284	79,000.00	Tim Clark T60	72-73-71-79	295	47,500.00
Ernie Els T28	73-69-72-71	285	75,000.00	Marcus Fraser T60	73-72-77-73	295	47,500.00
Russell Henley T28	70-72-70-73	285	75,000.00	John Merrick T60	75-72-72-76	295	47,500.00
John Huh T28	71-67-71-76	285	5,000.00	Rafael Cabrera Bello T63	71-74-76-78	299	46,250.00
Francesco Molinari T28	78-66-72-69	285	75,000.00	Jamie Donaldson T63	72-77-76-74	299	46,250.00
Ian Poulter T28	68-70-72-75	285	75,000.00	Robert Garrigus 65	75-75-74-76	300	45,500.00
Jason Day T33	74-66-75-71	286	71,500.00				

2012 Cadillac Championship

TPC Blue Monster at Doral, Miami, FL

Purse: \$8,500,000 Par/Yards: 36-36-72/7,334

March 5-11, 2012

LEADERS	First Round	Second Round	Third Round
	Jason Dufner 66 (-6)	Bubba Watson 132 (-12)	Bubba Watson 199 (-17)
	Adam Scott 66 (-6)	Justin Rose 133 (-11)	Keegan Bradley 202 (-14)
	Thomas Bjorn 68 (-4)	Adam Scott 134 (-10)	Justin Rose 202 (-14)
	Charl Schwartzel 68 (-4)	Peter Hanson 135 (-9)	Peter Hanson 204 (-12)
	Aaron Baddeley 69 (-3)	Thomas Bjorn 136 (-8)	Zach Johnson 205 (-11)
	Keegan Bradley 69 (-3)	Keegan Bradley 136 (-8)	Matt Kuchar 205 (-11)
	Miguel A. Jimenez 69 (-3)		
	Juic Pagunsan 69 (-3)		
	Alvaro Quiros 69 (-3)		
	Justin Rose 69 (-3)		
	Kyle Stanley 69 (-3)		
	Steve Stricker 69 (-3)		



CUT: No cut. Seventy-two of 74 players completed 72 holes.

WEATHER: Thursday: Mostly cloudy and windy. High of 80. Winds E 15-25 mph, with gusts up to 31 mph. Friday: Mostly cloudy and windy. High of 80. Winds E 15-25 mph, with gusts up to 31 mph. Saturday: Partly cloudy with a high of 82. Winds E 10-15 mph. Sunday: Partly cloudy with afternoon showers. High of 80. Winds E 15-25 mph.

Winner: Justin Rose 69-64-69-70 272 \$1,400,000.00

Justin Rose 1	69-64-69-70	272	\$1,400,000.00	Nicolas Colsaerts T35	73-70-70-71	284	\$60,500.00
Bubba Watson 2	70-62-67-74	273	845,000.00	Branden Grace T35	78-72-64-70	284	60,500.00
Rory McIlroy 3	73-69-65-67	274	516,000.00	Dustin Johnson T35	75-68-73-68	284	60,500.00
Peter Hanson T4	70-65-69-71	275	362,500.00	Juic Pagunsan T35	69-71-72-72	284	60,500.00
Charl Schwartzel T4	68-69-70-68	275	362,500.00	Chez Reavie T35	78-68-67-71	284	60,500.00
Luke Donald T6	70-68-69-69	276	260,000.00	Webb Simpson T35	75-66-66-77	284	60,500.00
John Senden T6	76-67-68-65	276	260,000.00	Darren Clarke T43	74-74-68-69	285	55,500.00
Keegan Bradley T8	69-67-66-75	277	165,000.00	Phil Mickelson T43	72-71-71-71	285	55,500.00
Matt Kuchar T8	72-67-66-72	277	165,000.00	Rickie Fowler T45	74-70-72-70	286	52,000.00
Steve Stricker T8	69-70-69-69	277	165,000.00	Retief Goosen T45	74-71-71-70	286	52,000.00
Bo Van Pelt T8	73-65-70-69	277	165,000.00	Miguel A. Jimenez T45	69-71-73-73	286	52,000.00
Aaron Baddeley 12	69-74-68-67	278	120,000.00	Brandt Snedeker T45	75-69-70-72	286	52,000.00
Graeme McDowell T13	75-67-67-70	279	101,000.00	Mark Wilson T45	72-70-72-72	286	52,000.00
Francesco Molinari T13	75-68-71-65	279	101,000.00	Hennie Otto 50	73-66-71-77	287	49,000.00
Adam Scott T13	66-68-74-71	279	101,000.00	Paul Casey T51	76-71-68-73	288	46,875.00
Johnson Wagner T13	70-69-67-73	279	101,000.00	Ben Crane T51	73-71-73-71	288	46,875.00
Charles Howell III T17	70-67-71-72	280	92,000.00	K.T. Kim T51	74-72-70-72	288	46,875.00
Zach Johnson T17	70-68-67-75	280	92,000.00	Kyle Stanley T51	69-69-76-74	288	46,875.00
Nick Watney T17	71-73-69-67	280	92,000.00	Gonzalo Fdez-Castano .. T55	74-70-73-72	289	45,250.00
Greg Chalmers T20	71-70-68-72	281	85,000.00	Geoff Ogilvy T55	73-73-70-73	289	45,250.00
Jason Day T20	73-67-70-71	281	85,000.00	Jbe' Kruger T57	72-71-73-74	290	44,250.00
Robert Karlsson T20	75-68-70-68	281	85,000.00	Alvaro Quiros T57	69-74-71-76	290	44,250.00
Martin Kaymer T20	73-64-70-74	281	85,000.00	Y.E. Yang 59	72-67-76-76	291	43,500.00
Thomas Bjorn T24	68-68-75-71	282	76,000.00	Sergio Garcia T60	75-74-68-76	293	42,000.00
Marcus Fraser T24	76-68-69-69	282	76,000.00	Paul Lawrie T60	70-74-72-77	293	42,000.00
Martin Laird T24	72-73-66-71	282	76,000.00	Louis Oosthuizen T60	77-70-74-72	293	42,000.00
Hunter Mahan T24	71-72-66-73	282	76,000.00	Ian Poulter T60	76-77-71-69	293	42,000.00
Robert Rock T24	75-70-68-69	282	76,000.00	Tadahiro Takayama T60	74-73-75-71	293	42,000.00
Jason Dufner T29	66-72-73-72	283	67,500.00	Rafael Cabrera Bello 65	75-70-75-74	294	40,500.00
Bill Haas T29	74-70-70-69	283	67,500.00	Pablo Larrazabal T66	76-73-71-75	295	39,750.00
Anders Hansen T29	70-72-69-72	283	67,500.00	Vijay Singh T66	75-73-72-75	295	39,750.00
Garth Mulroy T29	73-71-69-70	283	67,500.00	Fredrik Jacobson 68	72-76-71-77	296	39,000.00
Lee Westwood T29	76-67-68-72	283	67,500.00	Alexander Noren 69	74-75-72-76	297	38,500.00
Gary Woodland T29	71-70-70-72	283	67,500.00	Tetsuji Hiratsuka 70	78-73-70-77	298	38,000.00
Jonathan Byrd T35	72-70-70-72	284	60,500.00	Sang-Moon Bae 71	79-76-73-71	299	37,750.00
K.J. Choi T35	74-67-70-73	284	60,500.00	Simon Dyson 72	74-72-73-81	300	37,500.00

2011 Cadillac Championship

TPC Blue Monster, Doral, FL
March 7-13, 2011

Purse: \$8,500,000

Par/Yards: 36-36-72/7,334

LEADERS	First Round	Second Round	Third Round
	Hunter Mahan..... 64 (-8)	Hunter Mahan..... 135 (-9)	Dustin Johnson..... 203 (-13)
	Ryo Ishikawa..... 65 (-7)	Martin Kaymer..... 136 (-8)	Luke Donald..... 205 (-11)
	Martin Kaymer..... 66 (-6)	Francesco Molinari..... 136 (-8)	Matt Kuchar..... 205 (-11)
	Luke Donald..... 67 (-5)	Matt Kuchar..... 137 (-7)	Nick Watney..... 205 (-11)
	Charley Hoffman..... 67 (-5)	Martin Laird..... 137 (-7)	Hunter Mahan..... 206 (-10)
	Martin Laird..... 67 (-5)	Rory McIlroy..... 137 (-7)	Rory McIlroy..... 206 (-10)
	Nick Watney..... 67 (-5)	Nick Watney..... 137 (-7)	Francesco Molinari..... 206 (-10)
			Adam Scott..... 206 (-10)

CUT: No cut. All 66 players finished 72 holes.



WEATHER: Thursday: Sunny and cooler. High of 71. Winds NNW at 10-20 mph. The first round was suspended due to a lightning in the area at 11:45 a.m., with wind gusts reaching 52 mph. Play resumed at 2:30 p.m. and was suspended due to darkness at 6:15 p.m. with just 11 players having completed their round. Friday: The first round resumed at 8:32 a.m., and the second round began on schedule at 11:25 a.m. Sunny and cooler. High of 71. Winds NNW at 10-20 mph. Saturday: Sunny. High of 75. Winds NE at 10-15 mph. Sunday: Mostly sunny. High of 78. Winds E at 10-15 mph.

Winner: Nick Watney 67-70-68-67 272 \$1,400,000

Nick Watney..... 1	67-70-68-67	272	\$1,400,000.00	Jhonattan Vegas..... T31	69-74-69-74	286	\$69,500.00
Dustin Johnson..... 2	69-69-65-71	274	850,000.00	Thomas Aiken..... T35	68-75-74-70	287	65,500.00
Anders Hansen..... T3	71-69-68-67	275	465,000.00	Kevin Na..... T35	74-75-69-69	287	65,500.00
Francesco Molinari..... T3	68-68-70-69	275	465,000.00	Bo Van Pelt..... T35	71-74-66-76	287	65,500.00
Matt Kuchar..... 5	68-69-68-71	276	350,000.00	Camilo Villegas..... T35	71-71-73-72	287	65,500.00
Luke Donald..... T6	67-72-66-72	277	271,000.00	K.J. Choi..... T39	73-69-72-74	288	62,000.00
Adam Scott..... T6	68-70-68-71	277	271,000.00	Edoardo Molinari..... T39	71-73-70-74	288	62,000.00
Rickie Fowler..... 8	71-73-68-66	278	200,000.00	Y.E. Yang..... T39	73-72-72-71	288	62,000.00
Hunter Mahan..... 9	64-71-71-73	279	175,000.00	Ryo Ishikawa..... T42	65-76-70-78	289	59,000.00
Jonathan Byrd..... T10	70-74-68-68	280	129,000.00	Graeme McDowell..... T42	70-73-71-75	289	59,000.00
Padraig Harrington..... T10	68-71-68-73	280	129,000.00	Justin Rose..... T42	77-71-70-71	289	59,000.00
Martin Laird..... T10	67-70-70-73	280	129,000.00	Jason Day..... T45	71-76-71-72	290	55,500.00
Rory McIlroy..... T10	68-69-69-74	280	129,000.00	Marcus Fraser..... T45	69-78-71-72	290	55,500.00
Tiger Woods..... T10	70-74-70-66	280	129,000.00	D.A. Points..... T45	68-72-71-79	290	55,500.00
Robert Allenby..... T15	72-72-69-68	281	100,000.00	Ian Poulter..... T45	73-70-74-73	290	55,500.00
Ernie Els..... T15	69-70-73-69	281	100,000.00	S.S.P. Chowrasia..... T49	74-72-72-73	291	50,500.00
Kevin Streelman..... T15	68-72-72-69	281	100,000.00	Jim Furyk..... T49	74-71-71-75	291	50,500.00
Paul Casey..... T18	70-71-69-72	282	89,000.00	Kyung-tae Kim..... T49	73-70-73-75	291	50,500.00
Louis Oosthuizen..... T18	71-73-67-71	282	89,000.00	Geoff Ogilvy..... T49	76-73-72-70	291	50,500.00
Steve Stricker..... T18	68-71-69-74	282	89,000.00	Ryan Palmer..... T49	73-73-68-77	291	50,500.00
Lee Westwood..... T18	70-74-70-68	282	89,000.00	Mark Wilson..... T49	72-75-71-73	291	50,500.00
Ryan Moore..... T22	70-74-70-69	283	83,000.00	Peter Hanson..... T55	73-73-73-73	292	45,500.00
Vijay Singh..... T22	68-72-68-75	283	83,000.00	Yuta Ikeda..... T55	74-73-74-71	292	45,500.00
Charley Hoffman..... T24	67-75-73-69	284	77,250.00	Miguel A. Jimenez..... T55	71-72-73-76	292	45,500.00
Zach Johnson..... T24	72-75-68-69	284	77,250.00	Phil Mickelson..... T55	73-71-72-76	292	45,500.00
Martin Kaymer..... T24	66-70-74-74	284	77,250.00	Seung-yul Noh..... 59	72-70-79-72	293	43,000.00
Charl Schwartzel..... T24	71-71-75-67	284	77,250.00	Anthony Kim..... 60	80-74-68-72	294	42,500.00
Aaron Baddeley..... T28	72-66-73-74	285	73,000.00	Rhys Davies..... T61	73-76-72-74	295	41,500.00
Thomas Bjorn..... T28	71-73-70-71	285	73,000.00	Ross Fisher..... T61	69-76-76-74	295	41,500.00
Rory Sabbatini..... T28	74-74-67-70	285	73,000.00	Hiroynuki Fujita..... T61	71-73-74-77	295	41,500.00
Retief Goosen..... T31	69-76-68-73	286	69,500.00	Alvaro Quiros..... T64	70-77-74-75	296	40,250.00
Bill Haas..... T31	74-68-71-73	286	69,500.00	Peter Senior..... T64	75-73-73-75	296	40,250.00
Robert Karlsson..... T31	69-73-71-73	286	69,500.00	Jeff Overton..... 66	75-77-73-73	298	39,750.00

2010 CA Championship

TPC Blue Monster, Doral, FL
March 11-14, 2010

Purse: \$8,500,000

Par/Yards: 36-36-72/7,266

LEADERS	First Round	Second Round	Third Round
	Charl Schwartzel..... 67 (-5)	Ernie Els 134 (-10)	Charl Schwartzel..... 204 (-12)
	Robert Allenby..... 68 (-4)	Robert Allenby..... 135 (-9)	Ernie Els 204 (-12)
	Vijay Singh..... 68 (-4)	Bill Haas..... 137 (-7)	Padraig Harrington..... 205 (-11)
	Ernie Els 68 (-4)	Charl Schwartzel..... 137 (-7)	Robert Allenby..... 206 (-10)
		Soren Hansen..... 138 (-6)	Bill Haas..... 207 (-9)
		Padraig Harrington..... 138 (-6)	

CUT: Field of 68 players, no cut.

WEATHER: Thursday: Highs in the upper 70s with wind gusts to 25-30 mph. Friday: Temperatures in the lower 80s with SSW winds at 15-25 mph. Rain began in the afternoon, with total rainfall of 1.15 inches. With the rain, temperatures dropped into the mid-60s. Play was suspended at 1:28 p.m. due to dangerous weather with 10 of the 23 groups completing play. Play resumed at 1:50 p.m. and was suspended again at 2:37 p.m. with 17 of the 23 groups completing play. Play resumed at 5:12 p.m. Saturday: Mostly sunny skies with a high in the upper 70s and W winds at 10-20 mph. Sunday: Mostly sunny with temperatures reaching the upper 70s with W winds increasing to 12-22 mph.



Winner: Ernie Els 68-66-70-66 270 \$1,400,000

Ernie Els..... 1	68-66-70-66	270	\$1,400,000.00	Lee Westwood..... T30	74-68-74-69	285	\$70,000.00
Charl Schwartzel..... 2	67-70-67-70	274	850,000.00	Y.E. Yang..... T30	73-72-75-65	285	70,000.00
Martin Kaymer..... T3	70-72-66-69	277	426,666.67	Stewart Cink..... T37	75-74-72-65	286	62,500.00
Matt Kuchar..... T3	71-71-67-68	277	426,666.67	Ben Crane..... T37	74-73-69-70	286	62,500.00
Padraig Harrington..... T3	70-68-67-72	277	426,666.66	Gonzalo Fdez-Castano.. T37	72-68-71-75	286	62,500.00
Paul Casey..... T6	69-72-68-69	278	214,300.00	Jim Furyk..... T37	70-76-69-71	286	62,500.00
Bill Haas..... T6	71-66-70-71	278	214,300.00	Sergio Garcia..... T37	74-72-71-69	286	62,500.00
Graeme McDowell..... T6	74-68-70-66	278	214,300.00	Zach Johnson..... T37	76-70-71-69	286	62,500.00
Alistair Presnell..... T6	72-70-72-64	278	214,300.00	Ian Poulter..... T37	72-78-72-64	286	62,500.00
Alvaro Quiros..... T6	72-69-69-68	278	214,300.00	Henrik Stenson..... T37	71-72-71-72	286	62,500.00
John Senden..... T11	69-70-71-69	279	126,666.67	Ross Fisher..... T45	73-72-70-72	287	56,000.00
Vijay Singh..... T11	68-71-70-70	279	126,666.67	Anders Hansen..... T45	76-70-74-67	287	56,000.00
Robert Allenby..... T11	68-67-71-73	279	126,666.66	Geoff Ogilvy..... T45	72-71-75-69	287	56,000.00
Phil Mickelson..... T14	71-69-72-68	280	107,500.00	Ryan Palmer..... T45	79-68-72-68	287	56,000.00
Francesco Molinari..... T14	69-71-72-68	280	107,500.00	Kenny Perry..... T45	73-74-68-72	287	56,000.00
Steve Stricker..... T16	73-69-71-68	281	97,500.00	Angel Cabrera..... T50	74-71-70-73	288	50,500.00
Camilo Villegas..... T16	72-68-70-71	281	97,500.00	Simon Dyson..... T50	72-73-73-70	288	50,500.00
Jason Dufner..... T18	73-69-75-65	282	89,000.00	Jerry Kelly..... T50	70-72-73-73	288	50,500.00
Soren Hansen..... T18	69-69-71-73	282	89,000.00	Kevin Na..... T50	78-70-70-70	288	50,500.00
J.B. Holmes..... T18	69-70-73-70	282	89,000.00	Adam Scott..... T50	74-69-71-74	288	50,500.00
Sean O'Hair..... T18	71-71-74-66	282	89,000.00	David Toms..... T50	72-72-72-72	288	50,500.00
Tim Clark..... T22	70-69-74-70	283	81,000.00	Lucas Glover..... T56	72-72-71-75	290	45,500.00
Yuta Ikeda..... T22	71-68-74-70	283	81,000.00	Retief Goosen..... T56	76-71-73-70	290	45,500.00
Anthony Kim..... T22	71-73-71-68	283	81,000.00	Thongchai Jaidee..... T56	73-72-73-72	290	45,500.00
Heath Slocum..... T22	74-71-70-68	283	81,000.00	Dustin Johnson..... T56	69-72-76-73	290	45,500.00
Luke Donald..... T26	70-75-69-70	284	75,500.00	Soren Kjeldsen..... 60	74-78-73-66	291	43,000.00
Peter Hanson..... T26	74-66-74-70	284	75,500.00	Edoardo Molinari..... 61	72-74-72-74	292	42,500.00
Nick Watney..... T26	73-72-71-68	284	75,500.00	Robert Karlsson..... 62	78-70-73-72	293	42,000.00
Mike Weir..... T26	73-66-75-70	284	75,500.00	Miguel A. Jimenez..... T63	73-75-73-73	294	41,250.00
Brian Gay..... T30	74-69-74-68	285	70,000.00	Marc Leishman..... T63	78-73-71-72	294	41,250.00
WC Liang..... T30	72-69-71-73	285	70,000.00	Steve Marino..... T65	75-71-77-72	295	40,625.00
Hunter Mahan..... T30	72-70-69-74	285	70,000.00	Rory McIlroy..... T65	76-73-73-73	295	40,625.00
Ross McGowan..... T30	76-71-70-68	285	70,000.00	Oliver Wilson..... 67	78-74-77-67	296	40,250.00
Scott Verplank..... T30	76-72-69-68	285	70,000.00	Michael Sim..... 68	75-74-77-74	300	40,000.00

2009 CA Championship

Doral Golf Resort & Spa (Blue Course); Doral, FL
March 12-15, 2009

Purse: \$8,500,000

Par/Yards: 36-36-72/7,266

LEADERS	First Round	Second Round	Third Round
	Jeev Milkha Singh..... 65 (-7)	Phil Mickelson..... 131 (-13)	Phil Mickelson..... 200 (-16)
	Retief Goosen..... 65 (-7)	Nick Watney..... 133 (-11)	Nick Watney..... 200 (-16)
	Prayad Marksaeng..... 65 (-7)	Kenny Perry..... 134 (-10)	Jeev Milkha Singh..... 204 (-12)
	Phil Mickelson..... 65 (-7)	Rory McIlroy..... 134 (-10)	Camilo Villegas..... 204 (-12)
	Nick Watney..... 66 (-6)	Prayad Marksaeng..... 135 (-9)	Five players at..... 205 (-11)
	Rod Pampling..... 66 (-6)	Camilo Villegas..... 135 (-9)	
	James Kingston..... 66 (-6)	Rod Pampling..... 135 (-9)	
	Padraig Harrington..... 66 (-6)		



CUT: There was no cut. 79 of the 80 professionals completed 72 holes.

WEATHER: Thursday: Partly cloudy and warm with a high of 81. Winds E 10-18 mph. Friday: Partly cloudy with light sprinkles and a high of 80. E-SE winds 10-18 mph. Saturday: Partly cloudy with a high of 82. Winds SE 12-20 mph. Sunday: Partly cloudy with a high of 84. Winds SE 12-20 mph.

Winner: Phil Mickelson 65-66-69-69 269 \$1,400,000

Phil Mickelson..... 1	65-66-69-69	269	\$1,400,000.00	Ken Duke..... T40	71-75-67-71	284	\$58,500.00
Nick Watney..... 2	66-67-67-70	270	820,000.00	Richard Finch..... T40	72-72-69-71	284	58,500.00
Jim Furyk..... 3	68-68-69-67	272	470,000.00	Peter Hanson..... T40	70-74-72-68	284	58,500.00
Jeev Milkha Singh..... 4	65-71-68-70	274	360,000.00	Ryuji Imada..... T40	70-71-69-74	284	58,500.00
Camilo Villegas..... T5	67-68-69-71	275	275,000.00	Geoff Ogilvy..... T40	73-69-70-72	284	58,500.00
Oliver Wilson..... T5	67-70-72-66	275	275,000.00	Mark Brown..... T46	73-71-68-73	285	52,000.00
Thomas Aiken..... T7	74-66-71-65	276	192,500.00	Darren Clarke..... T46	74-71-71-69	285	52,000.00
Soren Kjeldsen..... T7	70-66-69-71	276	192,500.00	Ross Fisher..... T46	71-69-72-73	285	52,000.00
Justin Leonard..... T9	69-69-68-71	277	142,500.00	Shingo Katayama..... T46	70-70-72-73	285	52,000.00
Rod Pampling..... T9	66-69-71-71	277	142,500.00	Garth Mulroy..... T46	70-70-72-73	285	52,000.00
Kenny Perry..... T9	70-64-71-72	277	142,500.00	Andres Romero..... T46	67-71-77-70	285	52,000.00
Tiger Woods..... T9	71-70-68-68	277	142,500.00	D.J. Trahan..... T46	77-71-66-71	285	52,000.00
Soren Hansen..... T13	74-69-64-71	278	97,142.86	Chad Campbell..... T53	72-70-70-74	286	46,000.00
Prayad Marksaeng..... T13	65-70-72-71	278	97,142.86	Zach Johnson..... T53	70-72-72-72	286	46,000.00
Sean O'Hair..... T13	67-70-74-67	278	97,142.86	Hunter Mahan..... T53	71-74-68-73	286	46,000.00
Ian Poulter..... T13	69-67-73-69	278	97,142.86	Rory Sabbatini..... T53	69-74-74-69	286	46,000.00
Steve Stricker..... T13	69-70-70-69	278	97,142.86	Vijay Singh..... T53	69-72-71-74	286	46,000.00
Charley Hoffman..... T13	68-70-67-73	278	97,142.85	Anthony Kim..... 58	71-69-72-75	287	43,000.00
Alvaro Quiros..... T13	72-64-69-73	278	97,142.85	K.J. Choi..... T59	73-73-72-70	288	41,500.00
Luke Donald..... T20	69-70-68-72	279	80,142.86	Stewart Cink..... T59	73-73-69-73	288	41,500.00
Ernie Els..... T20	70-71-68-70	279	80,142.86	Stuart Appleby..... T61	71-71-69-78	289	39,550.00
Padraig Harrington..... T20	66-71-71-71	279	80,142.86	Dudley Hart..... T61	71-75-73-70	289	39,550.00
Louis Oosthuizen..... T20	67-69-73-70	279	80,142.86	Kevin Sutherland..... T61	74-76-68-71	289	39,550.00
Justin Rose..... T20	73-70-68-68	279	80,142.86	Boo Weekley..... T61	69-75-75-70	289	39,550.00
James Kingston..... T20	66-74-67-72	279	80,142.85	Lee Westwood..... T61	71-71-78-69	289	39,550.00
Rory McIlroy..... T20	68-66-72-73	279	80,142.85	Retief Goosen..... T66	65-76-73-76	290	38,125.00
Tim Clark..... 27	71-71-69-69	280	74,000.00	Wen-Tang Lin..... T66	75-70-70-75	290	38,125.00
Robert Allenby..... T28	69-71-72-69	281	72,000.00	Graeme McDowell..... T66	73-74-70-73	290	38,125.00
Ben Curtis..... T28	71-69-71-70	281	72,000.00	Adam Scott..... T66	71-76-72-71	290	38,125.00
Davis Love III..... T28	70-71-70-70	281	72,000.00	Trevor Immelman..... T70	74-76-72-69	291	37,375.00
Briny Baird..... T31	70-68-71-73	282	68,500.00	John Rollins..... T70	76-71-71-73	291	37,375.00
Paul Casey..... T31	71-66-72-73	282	68,500.00	Bubba Watson..... 72	72-71-74-75	292	37,000.00
Sergio Garcia..... T31	72-72-68-70	282	68,500.00	Richard Sterne..... 73	70-76-72-75	293	36,750.00
Robert Karlsson..... T31	71-70-72-69	282	68,500.00	Y.E. Yang..... 74	73-70-73-78	294	36,500.00
Dustin Johnson..... T35	70-66-71-76	283	64,000.00	Miguel A. Jimenez..... 75	69-72-76-78	295	36,250.00
Martin Kaymer..... T35	73-68-70-72	283	64,000.00	Azuma Yano..... 76	77-71-76-73	297	36,000.00
Pat Perez..... T35	70-68-72-73	283	64,000.00	Billy Mayfair..... T77	75-72-75-76	298	35,625.00
Carl Pettersson..... T35	74-69-69-71	283	64,000.00	Henrik Stenson..... T77	69-73-73-83	298	35,625.00
Mike Weir..... T35	71-69-70-73	283	64,000.00	Pablo Larrazabal..... 79	76-71-75-77	299	35,250.00
Stephen Ames..... T40	72-70-71-71	284	58,500.00				

2008 CA Championship

Doral Golf Resort & Spa (Blue Course); Doral, FL
March 21-24, 2008

Purse: \$8,000,000

Par/Yards: 36-36-72/7,266

LEADERS		First Round		Second Round		Third Round	
Geoff Ogilvy	65 (-7)	Geoff Ogilvy	132 (-12)	Geoff Ogilvy	200 (-16)	Vijay Singh	204 (-12)
Miguel Angel Jimenez	65 (-7)	Tiger Woods	133 (-11)	Tiger Woods	204 (-12)	Graeme Storm	204 (-12)
Stewart Cink	66 (-6)	Adam Scott	135 (-9)	Adam Scott	204 (-12)	Retief Goosen	204 (-12)
Phil Mickelson	67 (-5)	Robert Karlsson	138 (-6)	Robert Karlsson	204 (-12)	Jim Furyk	204 (-12)
Adam Scott	67 (-5)	Jeev Milkha Singh	138 (-6)	Jeev Milkha Singh	204 (-12)	Adam Scott	204 (-12)
Anders Hansen	67 (-5)	Anders Hansen	138 (-6)	Anders Hansen	205 (-11)	Tiger Woods	205 (-11)
Tiger Woods	67 (-5)					Anders Hansen	205 (-11)
Nick O'Hern	67 (-5)						

CUT: There was no cut. 77 of the 78 professionals completed 72 holes.



WEATHER: Thursday: Mostly cloudy. High of 83. Friday: Partly cloudy and breezy. High of 78. Winds E 10-20 mph. Saturday: Mostly cloudy early with heavy afternoon thunderstorms. Play was suspended for the day at 1:15 p.m. with 61 players yet to complete their round. High of 83. Sunday: Third round resumed at 9 a.m., with the final round beginning at 11:45 a.m. Play suspended due to a dangerous situation at 2:21 p.m. and then resumed at 5:10 p.m. Play suspended at 7:20 p.m. High of 82. Monday: Final round resumed at 8:30 a.m. and ended at 10:41 a.m.

Winner: Geoff Ogilvy 65-67-68-71 271 \$1,350,000

Geoff Ogilvy	1	65-67-68-71	271	\$1,350,000.00	J.B. Holmes	T40	69-72-75-68	284	\$52,500.00
Jim Furyk	T2	69-71-64-68	272	530,000.00	Trevor Immelman	T40	70-74-70-70	284	52,500.00
Retief Goosen	T2	71-69-64-68	272	530,000.00	Brendan Jones	T40	76-75-66-67	284	52,500.00
Vijay Singh	T2	73-68-63-68	272	530,000.00	Scott Verplank	T40	71-70-74-69	284	52,500.00
Tiger Woods	5	67-66-72-68	273	285,000.00	Woody Austin	T44	70-70-74-71	285	48,875.00
Steve Stricker	T6	71-68-73-63	275	198,333.34	Niclas Fasth	T44	72-69-70-74	285	48,875.00
Nick O'Hern	T6	67-75-67-66	275	198,333.33	Hunter Mahan	T44	72-72-71-70	285	48,875.00
Graeme Storm	T6	71-70-63-71	275	198,333.33	Richard Sterne	T44	71-77-67-70	285	48,875.00
Zach Johnson	T9	69-72-67-68	276	147,500.00	Graeme McDowell	T48	72-71-70-73	286	47,000.00
Adam Scott	T9	67-68-69-72	276	147,500.00	Andrew McLardy	T48	74-74-70-68	286	47,000.00
Soren Kjeldsen	T11	69-71-71-66	277	125,000.00	Brandt Snedeker	T48	74-70-72-70	286	47,000.00
K.J. Choi	T12	70-70-67-71	278	106,166.67	Paul Casey	T51	72-75-67-73	287	44,750.00
Anders Hansen	T12	67-71-67-73	278	106,166.67	S.S.P. Chowrasia	T51	74-73-68-72	287	44,750.00
Tim Clark	T12	71-69-66-72	278	106,166.66	Nick Dougherty	T51	70-73-71-73	287	44,750.00
Stephen Ames	T15	73-68-68-70	279	86,700.00	Richard Green	T51	74-72-71-70	287	44,750.00
Aaron Baddeley	T15	69-74-70-66	279	86,700.00	Charles Howell III	T51	69-76-72-70	287	44,750.00
Sergio Garcia	T15	69-73-69-68	279	86,700.00	Arron Oberholser	T51	72-70-72-73	287	44,750.00
Gregory Havret	T15	68-74-68-69	279	86,700.00	Martin Kaymer	T57	68-74-73-73	288	42,250.00
Justin Rose	T15	70-71-70-68	279	86,700.00	Ian Poulter	T57	71-72-72-73	288	42,250.00
Robert Allenby	T20	69-75-66-70	280	75,000.00	Henrik Stenson	T57	72-72-76-68	288	42,250.00
Stewart Cink	T20	66-74-71-69	280	75,000.00	D.J. Trahan	T57	74-73-75-66	288	42,250.00
Luke Donald	T20	68-72-70-70	280	75,000.00	Peter Hanson	T61	71-74-73-73	291	40,250.00
Phil Mickelson	T20	67-74-70-69	280	75,000.00	Chapchai Nirat	T61	70-70-74-77	291	40,250.00
John Rollins	T20	74-71-67-68	280	75,000.00	Paul Sheehan	T61	72-73-72-74	291	40,250.00
Mike Weir	T20	73-69-67-71	280	75,000.00	Brett Wetterich	T61	70-74-76-71	291	40,250.00
Miguel A. Jimenez	T26	65-74-71-71	281	66,500.00	Jonathan Byrd	T65	74-74-72-72	292	38,500.00
Jeev M. Singh	T26	68-70-70-73	281	66,500.00	Anton Haig	T65	72-80-73-67	292	38,500.00
Toru Taniguchi	T26	68-73-72-68	281	66,500.00	Colin Montgomerie	T65	75-74-70-73	292	38,500.00
Camilo Villegas	T26	71-72-68-70	281	66,500.00	Louis Oosthuizen	T68	74-72-70-77	293	37,625.00
Mark Calcavecchia	T30	68-71-71-72	282	62,500.00	Liang Wen-chong	T68	74-74-71-74	293	37,625.00
Robert Karlsson	T30	68-70-70-74	282	62,500.00	Soren Hansen	T70	77-77-68-72	294	37,000.00
Andres Romero	T30	68-72-73-69	282	62,500.00	James Kingston	T70	74-75-68-77	294	37,000.00
Boo Weekley	T30	72-73-69-68	282	62,500.00	Rory Sabbatini	T70	72-74-69-79	294	37,000.00
Stuart Appleby	T34	73-71-68-71	283	57,500.00	Shingo Katayama	T73	75-76-72-72	295	36,375.00
Daniel Chopra	T34	72-70-69-72	283	57,500.00	Craig Parry	T73	73-75-72-75	295	36,375.00
Ross Fisher	T34	68-73-70-72	283	57,500.00	Ernie Els	75	74-75-73-74	296	36,000.00
Ryuji Imada	T34	68-73-73-69	283	57,500.00	Mark Brown	76	73-74-76-74	297	35,750.00
Justin Leonard	T34	69-74-70-70	283	57,500.00	Heath Slocum	77	74-72-78-74	298	35,500.00
Lee Westwood	T34	71-72-72-68	283	57,500.00					

2007 CA Championship

Doral Golf Resort & Spa (Blue Course); Doral, FL
March 22-25, 2007

Purse: \$8,000,000

Par/Yards: 36-36-72/7,266

LEADERS		First Round	Second Round	Third Round
	Henrik Stenson	67 (-5)	Tiger Woods 137 (-7)	Tiger Woods 205 (-11)
	Robert Allenby	67 (-5)	Rod Pampling	Brett Wetterich
	Thomas Bjorn	68 (-4)	Aaron Baddeley	Nick O'Hern
	Aaron Baddeley	69 (-3)	Thomas Bjorn	
	Charles Howell III	69 (-3)	Ernie Els	
	Jose Maria Olazabal	69 (-3)	Charles Howell III	
	Tiger Woods	71 (T10)	Trevor Immelman	
			Zach Johnson	
			Henrik Stenson	

CUT: There was no cut. 70 of the 72 professionals completed 72 holes.



WEATHER: Cloudy and breezy Thursday, with a high of 76. Showers throughout the day with a total of .9 inches of rain. Wind 20-25 mph, with gusts up to 30 mph. Partly cloudy and breezy Friday, with an afternoon high in the lower 80s. Winds out of the E-NE at 15-25 mph. A few showers in late afternoon. Sunny and breezy Saturday, with an afternoon high in the low 80s. Winds out of the E-NE at 15-25 mph. A few showers throughout the day. Partly cloudy Sunday, with winds E-NE 15-25 mph and a high of 81.

Winner: Tiger Woods 71-66-68-73 278 \$1,350,000

Tiger Woods	1	71-66-68-73	278	\$1,350,000.00	Chad Campbell	T35	75-74-72-72	293	\$56,500.00
Brett Wetterich	2	72-70-67-71	280	800,000.00	Jim Furyk	T35	70-73-72-78	293	56,500.00
Robert Allenby	T3	67-74-74-67	282	378,333.34	Trevor Immelman	T35	72-68-74-79	293	56,500.00
Sergio Garcia	T3	71-70-71-70	282	378,333.33	Jose Maria Olazabal	T35	69-80-72-72	293	56,500.00
Geoff Ogilvy	T3	72-69-71-70	282	378,333.33	Carl Pettersson	T35	72-72-74-75	293	56,500.00
Aaron Baddeley	T6	69-71-71-72	283	212,500.00	Rory Sabbatini	T35	71-75-73-74	293	56,500.00
Niclas Fasth	T6	72-70-70-71	283	212,500.00	Charl Schwartzel	T35	75-74-70-74	293	56,500.00
Nick O'Hern	T6	72-72-66-73	283	212,500.00	Steve Stricker	T35	74-69-73-77	293	56,500.00
Paul Casey	T9	76-70-66-72	284	157,500.00	Paul Broadhurst	T45	73-71-73-77	294	49,000.00
Zach Johnson	T9	72-68-73-71	284	157,500.00	Stewart Cink	T45	74-68-73-79	294	49,000.00
Thomas Bjorn	T11	68-72-71-74	285	111,000.00	Johan Edfors	T45	74-73-74-73	294	49,000.00
Ernie Els	T11	70-70-71-74	285	111,000.00	Arron Oberholser	T45	74-76-71-73	294	49,000.00
Robert Karlsson	T11	74-74-68-69	285	111,000.00	David Toms	T45	72-72-76-74	294	49,000.00
Tom Pernice, Jr.	T11	71-70-70-74	285	111,000.00	John Bickerton	T50	77-72-74-72	295	45,000.00
Vijay Singh	T11	74-68-69-74	285	111,000.00	Paul Goydos	T50	74-75-70-76	295	45,000.00
Ian Poulter	T16	73-68-75-70	286	87,333.34	Louis Oosthuizen	T50	74-75-77-69	295	45,000.00
Charles Howell III	T16	69-71-71-75	286	87,333.33	Brett Quigley	T50	73-72-73-77	295	45,000.00
Dean Wilson	T16	73-75-66-72	286	87,333.33	Mike Weir	T50	73-75-73-74	295	45,000.00
Angel Cabrera	T19	72-70-75-70	287	80,000.00	J.J. Henry	T55	73-74-78-71	296	43,000.00
K.J. Choi	T19	71-73-71-72	287	80,000.00	David Howell	T55	74-73-73-76	296	43,000.00
Padraig Harrington	T19	73-70-73-71	287	80,000.00	Colin Montgomerie	T55	76-72-73-75	296	43,000.00
Henrik Stenson	T19	67-73-72-75	287	80,000.00	Ben Curtis	T58	76-75-69-77	297	41,500.00
Thongchai Jaidee	T23	72-74-70-72	288	74,000.00	Retief Goosen	T58	77-70-78-72	297	41,500.00
Phil Mickelson	T23	77-72-70-69	288	74,000.00	Nathan Green	T58	72-71-76-78	297	41,500.00
Mark Wilson	T25	74-72-72-71	289	71,000.00	Charley Hoffman	T61	75-75-77-72	299	40,250.00
Luke Donald	T26	74-70-75-71	290	69,500.00	Adam Scott	T61	76-71-72-80	299	40,250.00
Lucas Glover	T26	73-73-72-72	290	69,500.00	Tim Clark	T63	76-78-71-75	300	39,250.00
Stephen Ames	T28	74-70-74-73	291	66,500.00	Hennie Otto	T63	74-73-74-79	300	39,250.00
Rod Pampling	T28	70-69-74-78	291	66,500.00	Joe Durant	T65	73-73-77-78	301	38,000.00
John Rollins	T28	73-70-70-78	291	66,500.00	Anthony Wall	T65	80-73-75-73	301	38,000.00
Jeev M. Singh	T28	74-70-70-77	291	66,500.00	Yong-Eun Yang	T65	76-77-73-75	301	38,000.00
Mark Calcavecchia	T32	74-71-70-77	292	63,000.00	Prom Meesawat	T68	74-71-82-77	304	36,750.00
Chris DiMarco	T32	76-72-69-75	292	63,000.00	Kevin Stadler	T68	73-71-78-82	304	36,750.00
Anton Haig	T32	75-69-74-74	292	63,000.00	Hideto Tanihara	70	80-75-73-77	305	36,000.00
Stuart Appleby	T35	79-72-71-71	293	56,500.00	Michael Campbell	71	77-76-78-75	306	35,750.00
Bart Bryant	T35	71-73-75-74	293	56,500.00	Shingo Katayama	72	81-78-74-75	308	35,500.00

2006 American Express Championship

The Grove, Hertfordshire, England
September 28-October 1, 2006

Purse: \$7,500,000

Par/Yards: 35-36-71/7,125

LEADERS		First Round	Tiger Woods	Adam Scott
	Tiger Woods	63 (-8)	127 (-15)	200 (-13)
	Padraig Harrington	64 (-7)	Stewart Cink	201 (-12)
	Ian Poulter	64 (-7)	Jim Furyk	201 (-12)
	Stewart Cink	65 (-6)	David Howell	201 (-12)
	Ernie Els	65 (-6)	Padraig Harrington	202 (-11)
	Second Round		Third Round	
			Tiger Woods	
			194 (-19)	

CUT: There was no cut. 60 of the 62 professionals completed 72 holes.



WEATHER: Thursday: Cloudy all day with temperatures in the low 60s with very light winds. Friday: Cloudy and cooler with a high of 55. Winds S 12-18 mph with patches of rain in the late afternoon. Saturday: Cloudy and cool with a high of 56. Winds SW 10-15 mph. Sunday: Due to impending threatening weather, players were in threesomes off two tees (9-10:39 a.m.). High temperature was 62. Winds SW 10-15 mph. There were several heavy downpours and two delays due to dangerous situations. Play was suspended from 12:57-3:05 p.m. and 4:12-4:50 p.m. for a total delay of two hours, 46 minutes.

Winner: Tiger Woods 63-64-67-67 261 \$1,300,000.00

Tiger Woods	1	63-64-67-67	261	\$1,300,000.00	Angel Cabrera	T26	71-70-67-73	281	\$66,666.66
Ian Poulter	T2	64-71-68-66	269	610,000.00	Chad Campbell	T32	67-70-73-72	282	61,000.00
Adam Scott	T2	67-68-65-69	269	610,000.00	K.J. Choi	T32	72-66-73-71	282	61,000.00
Jim Furyk	4	67-65-69-69	270	345,000.00	Sergio Garcia	T32	69-73-71-69	282	61,000.00
Ernie Els	5	65-70-69-67	271	290,000.00	Louis Oosthuizen	T32	71-70-72-69	282	61,000.00
Stuart Appleby	T6	71-66-70-66	273	216,666.67	Lee Westwood	T32	71-66-73-72	282	61,000.00
Brett Wetterich	T6	70-66-69-68	273	216,666.67	J.J. Henry	37	70-70-70-73	283	58,000.00
Luke Donald	T6	68-70-67-68	273	216,666.66	Simon Dyson	T38	67-69-75-73	284	56,000.00
Trevor Immelman	T9	68-68-68-70	274	150,000.00	Rod Pampling	T38	70-69-72-73	284	56,000.00
Thongchai Jaidee	T9	71-67-71-65	274	150,000.00	Scott Verplank	T38	70-68-73-73	284	56,000.00
Brett Quigley	T9	70-64-67-73	274	150,000.00	Thomas Bjorn	T41	70-71-73-71	285	52,500.00
Arron Oberholser	12	69-72-66-68	275	120,000.00	Colin Montgomerie	T41	72-67-69-77	285	52,500.00
Stewart Cink	T13	65-67-70-74	276	98,375.00	Rory Sabbatini	T41	73-67-73-72	285	52,500.00
Lucas Glover	T13	69-68-68-71	276	98,375.00	Charl Schwartzel	T41	73-69-70-73	285	52,500.00
David Howell	T13	66-66-71-73	276	98,375.00	John Bickerton	T45	72-73-75-67	287	49,000.00
Henrik Stenson	T13	68-67-68-73	276	98,375.00	Retief Goosen	T45	71-70-75-71	287	49,000.00
Padraig Harrington	T17	64-69-71-73	277	85,000.00	Zach Johnson	T45	70-71-73-73	287	49,000.00
Jose Maria Olazabal	T17	70-67-71-69	277	85,000.00	Tim Herron	T48	73-69-71-75	288	46,500.00
Carl Pettersson	T17	69-70-67-71	277	85,000.00	Tom Pernice, Jr.	T48	69-70-71-78	288	46,500.00
Jyoti Randhawa	T17	66-71-71-69	277	85,000.00	Paul Broadhurst	T50	74-72-70-73	289	44,000.00
Robert Karlsson	21	67-76-72-64	279	80,000.00	Tetsuji Hiratsuka	T50	73-69-71-76	289	44,000.00
Michael Campbell	T22	69-71-69-71	280	75,000.00	Anthony Wall	T50	71-76-68-74	289	44,000.00
Chris DiMarco	T22	69-70-70-71	280	75,000.00	David Toms	53	73-75-69-73	290	42,000.00
Johan Edfors	T22	70-68-71-71	280	75,000.00	Sean O'Hair	T54	70-75-71-75	291	40,500.00
Dean Wilson	T22	71-70-70-69	280	75,000.00	Thaworn Wiratchant	T54	71-71-75-74	291	40,500.00
Bart Bryant	T26	70-74-67-70	281	66,666.67	Paul Casey	T56	74-75-72-71	292	38,500.00
Tim Clark	T26	68-70-73-70	281	66,666.67	Vijay Singh	T56	73-75-72-72	292	38,500.00
Darren Clarke	T26	68-71-72-70	281	66,666.67	Craig Parry	58	74-74-70-75	293	37,000.00
Nick O'Hern	T26	67-69-75-70	281	66,666.67	Gregory Bourdy	T59	74-77-71-75	297	35,500.00
Robert Allenby	T26	69-73-69-70	281	66,666.66	Toru Taniguchi	T59	73-73-76-75	297	35,500.00

2005 American Express Championship

Harding Park Golf Course, San Francisco, CA
October 6-9, 2005

Purse: \$7,500,000

Par/Yards: 35-35-70/7,086

LEADERS	First Round	Second Round	Third Round
	Colin Montgomerie 64 (-6)	Colin Montgomerie 133 (-7)	John Daly 201 (-9)
	Olin Browne 67 (-3)	John Daly 134 (-6)	Colin Montgomerie 202 (-8)
	Mark Calcavecchia 67 (-3)	David Howell 134 (-6)	Sergio Garcia 203 (-7)
	Chad Campbell 67 (-3)	Angel Cabrera 135 (-5)	Tiger Woods 203 (-7)
	John Daly 67 (-3)	Mark Calcavecchia 135 (-5)	Henrik Stenson 204 (-6)
	Fred Funk 67 (-3)	Fred Funk 135 (-5)	
	Sergio Garcia 67 (-3)	Jim Furyk 135 (-5)	
	David Howell 67 (-3)	Sean O'Hair 135 (-5)	
	Rod Pampling 67 (-3)	Tiger Woods 135 (-5)	
	Ian Poulter 67 (-3)		
	Vijay Singh 67 (-3)		
	Tiger Woods 67 (-3)		

CUT: There was no cut. 69 of the 71 professionals completed 72 holes.



WEATHER: Thursday: Sunny and unseasonably warm, with a high of 73. Cooling temperatures in the afternoon. Winds WNW at 10-15 mph. Friday: Patchy fog in the morning. Cloudy most of the day, with a high of 61. Winds WNW at 10-15 mph. Saturday: Mostly sunny and cool, with a high of 64. Winds WNW at 15 mph, with gusts up to 25 mph. Sunday: Mostly sunny, with temperatures reaching 68. Winds NW at 10-12 mph.

Winner: Tiger Woods 67-68-68-67 270 \$1,300,000.00
(Won playoff with a par-4 on second extra hole)

Tiger Woods 1	67-68-68-67	270	\$1,300,000.00	Sean O'Hair T35	68-67-71-77	283	\$54,500.00
John Daly 2	67-67-67-69	270	750,000.00	Olin Browne T37	67-74-73-70	284	51,500.00
Henrik Stenson T3	70-67-67-68	272	353,666.67	Ben Crane T37	70-68-76-70	284	51,500.00
Sergio Garcia T3	67-69-67-69	272	353,666.66	Niclas Fasth T37	70-70-73-71	284	51,500.00
Colin Montgomerie T3	64-69-69-70	272	353,666.66	Peter Lonard T37	73-71-69-71	284	51,500.00
David Howell T6	67-67-74-67	275	187,500.00	Miguel A. Jimenez T41	69-70-73-73	285	48,500.00
Graeme McDowell T6	69-70-68-68	275	187,500.00	Rod Pampling T41	67-71-76-71	285	48,500.00
Vijay Singh T6	67-70-69-69	275	187,500.00	K.J. Choi T43	70-71-72-73	286	46,000.00
David Toms T6	68-68-70-69	275	187,500.00	Zach Johnson T43	68-69-74-75	286	46,000.00
Stephen Ames 10	72-64-71-69	276	140,000.00	Simon Yates T43	73-68-70-75	286	46,000.00
Stuart Appleby T11	71-65-69-72	277	115,000.00	Michael Campbell T46	71-68-72-76	287	43,250.00
Luke Donald T11	70-71-68-68	277	115,000.00	Stewart Cink T46	70-72-75-70	287	43,250.00
Davis Love III T11	71-68-71-67	277	115,000.00	Kenneth Ferrie T46	74-67-71-75	287	43,250.00
Shigeki Maruyama T11	74-69-67-67	277	115,000.00	Justin Leonard T46	75-72-71-69	287	43,250.00
Fred Couples T15	74-69-66-69	278	87,333.34	Joe Ogilvie 50	71-74-68-75	288	42,000.00
Chad Campbell T15	67-70-70-71	278	87,333.33	Nick Dougherty T51	71-74-72-72	289	40,500.00
Jim Furyk T15	68-67-71-72	278	87,333.33	Richard Green T51	69-74-76-70	289	40,500.00
Angel Cabrera T18	69-66-72-72	279	77,000.00	Jose Maria Olazabal T51	72-72-76-69	289	40,500.00
Tim Clark T18	69-69-72-69	279	77,000.00	Jyoti Randhawa T51	70-70-74-75	289	40,500.00
Stephen Dodd T18	70-68-70-71	279	77,000.00	Lee Westwood T51	71-75-75-68	289	40,500.00
Bradley Dredge T18	69-69-72-69	279	77,000.00	Bart Bryant T56	71-76-71-72	290	38,500.00
Ian Poulter T18	67-70-72-70	279	77,000.00	Mark Hensby T56	72-74-71-73	290	38,500.00
Charl Schwartzel T18	72-66-74-67	279	77,000.00	Nick O'Hern T56	75-69-71-75	290	38,500.00
Mike Weir T18	73-67-70-69	279	77,000.00	Gavin Coles 59	71-74-75-71	291	37,500.00
Mark Calcavecchia T25	67-68-74-71	280	66,000.00	Thongchai Jaidee 60	73-72-73-74	292	37,000.00
Yasuharu Imano T25	69-68-72-71	280	66,000.00	Tom Lehman 61	73-74-72-74	293	36,500.00
Brandt Jobe T25	68-71-71-70	280	66,000.00	Scott Verplank T62	72-69-76-77	294	35,750.00
Billy Mayfair T25	69-67-73-71	280	66,000.00	Euan Walters T62	74-72-75-73	294	35,750.00
Fred Funk T29	67-68-75-71	281	60,000.00	Chris DiMarco T64	71-75-73-76	295	34,750.00
Phil Mickelson T29	71-69-73-68	281	60,000.00	S.K. Ho T64	72-77-71-75	295	34,750.00
Adam Scott T29	68-70-69-74	281	60,000.00	Ted Purdy 66	71-75-75-76	297	34,000.00
Jason Bohn T32	70-68-70-74	282	57,000.00	Padraig Harrington 67	74-72-80-73	299	33,500.00
Kenny Perry T32	76-69-69-68	282	57,000.00	Neil Cheetham 68	77-78-72-76	303	33,000.00
Vaughn Taylor T32	71-72-66-73	282	57,000.00	Warren Abery 69	80-77-75-74	306	32,500.00
Paul McGinley T35	73-65-72-73	283	54,500.00				

2004 American Express Championship

Mount Juliet Conrad; Thomastown, Co. Kilkenny, Ireland
September 30-October 3, 2004

Purse: \$6,000,000

Par/Yards: 36-36-72/7,256

LEADERS	First Round	Second Round	Third Round
	Todd Hamilton..... 66 (-6)	Ernie Els 133 (-11)	Ernie Els 201 (-15)
	Stuart Appleby 67 (-5)	Todd Hamilton 135 (-9)	Thomas Bjorn 203 (-13)
	Luke Donald 67 (-5)	Miguel Angel Jimenez 135 (-9)	Todd Hamilton 204 (-12)
	Steve Flesch..... 67 (-5)	Justin Leonard..... 136 (-8)	Padraig Harrington 204 (-12)
	Sergia Garcia 67 (-5)		David Howell 204 (-12)
	Miguel Angel Jimenez..... 67 (-5)		
	Adam Scott 67 (-5)		
	Ernie Els 69 (T13)		

CUT: There was no cut. All 68 professionals completed 72 holes.



WEATHER: Due to rain on Wednesday, players were allowed preferred lies all four rounds. Thursday, dry and cool with temperatures in the high 50s. Sunny spells with increased clouds in the late afternoon. Friday, high 50s, breezy and overcast with heavy rains in the morning and occasional showers the rest of the day. Winds gusts up to 25 mph. Occasional patches of sunshine. Saturday, cool and partly cloudy with temperatures reaching 60. Light shower in the early afternoon. On Sunday, players teed off Nos. 1 and 10 in threesomes due to impending threatening weather. Cool and cloudy with steady rain mid-morning. Temperatures in the low 50s.

Winner: Ernie Els 66-64-68-69 270 \$1,200,000.00

Ernie Els 1	69-64-68-69	270	\$1,200,000.00	Bob Tway T28	71-70-72-73	286	\$54,625.00
Thomas Bjorn 2	68-69-66-68	271	675,000.00	Stephen Ames T36	73-72-70-72	287	48,000.00
David Howell 3	69-69-66-71	275	450,000.00	Fred Couples T36	73-67-70-77	287	48,000.00
Darren Clarke T4	71-72-65-68	276	308,000.00	Chris DiMarco T36	69-75-70-73	287	48,000.00
Sergio Garcia T4	67-72-67-70	276	308,000.00	Jim Furyk T36	70-70-71-76	287	48,000.00
Retief Goosen T6	68-69-68-72	277	200,000.00	Adam Scott T36	67-74-73-73	287	48,000.00
Todd Hamilton T6	66-69-69-73	277	200,000.00	Thongchai Jaidee T41	71-75-71-71	288	44,500.00
Padraig Harrington T6	69-69-66-73	277	200,000.00	Davis Love III T41	74-69-69-76	288	44,500.00
Tiger Woods 9	68-70-70-70	278	155,000.00	Arjun Atwal T43	71-78-70-70	289	42,000.00
Zach Johnson 10	68-71-69-71	279	135,000.00	Scott Drummond T43	69-71-73-76	289	42,000.00
Luke Donald T11	67-71-71-71	280	112,500.00	Jay Haas T43	72-71-70-76	289	42,000.00
Mark Hensby T11	73-73-69-65	280	112,500.00	Graeme McDowell T43	73-70-75-71	289	42,000.00
Brad Faxon T13	70-68-72-71	281	90,000.00	Peter Senior T43	69-74-74-72	289	42,000.00
David Toms T13	70-74-68-69	281	90,000.00	Desvonde Botes T48	70-72-75-74	291	40,250.00
Lee Westwood T13	68-69-71-73	281	90,000.00	Joakim Haeggman T48	71-71-73-76	291	40,250.00
Stuart Appleby T16	67-74-70-72	283	79,000.00	Chad Campbell T50	70-79-71-72	292	39,000.00
Angel Cabrera T16	69-69-74-71	283	79,000.00	Andrew McLardy T50	73-73-70-76	292	39,000.00
Miguel A. Jimenez T16	67-68-75-73	283	79,000.00	Chris Riley T50	70-75-73-74	292	39,000.00
Jerry Kelly T16	69-73-69-72	283	79,000.00	S.K. Ho 53	71-76-72-74	293	38,000.00
Shigeiki Maruyama T16	70-70-73-70	283	79,000.00	Robert Allenby T54	68-74-75-77	294	37,000.00
Paul Casey T21	72-70-71-71	284	72,000.00	Tim Herron T54	73-75-72-74	294	37,000.00
Rory Sabbatini T21	71-70-70-73	284	72,000.00	Scott Verplank T54	71-82-72-69	294	37,000.00
Stewart Cink T23	71-73-67-74	285	65,000.00	K.J. Choi T57	71-76-75-73	295	35,750.00
Steve Flesch T23	67-70-74-74	285	65,000.00	Jean-Francois Remesy .. T57	72-71-75-77	295	35,750.00
Trevor Immelman T23	71-71-72-71	285	65,000.00	Darren Fichardt T59	76-71-74-75	296	34,250.00
Barry Lane T23	69-72-72-72	285	65,000.00	Charles Howell III T59	74-73-71-78	296	34,250.00
Peter Lonard T23	69-70-70-76	285	65,000.00	Fredrik Jacobson T59	74-76-72-74	296	34,250.00
Alex Cejka T28	70-74-69-73	286	54,625.00	Jonathan Kaye T59	70-73-73-80	296	34,250.00
Carlos Franco T28	69-72-75-70	286	54,625.00	Stephen Leaney 63	73-75-71-78	297	33,000.00
Richard Green T28	72-70-72-72	286	54,625.00	Yong Eun Yang 64	75-76-71-77	299	32,500.00
Justin Leonard T28	68-68-77-73	286	54,625.00	Andre Stolz 65	70-76-75-79	300	32,000.00
Thomas Levett T28	73-71-73-69	286	54,625.00	Michael Campbell 66	74-77-73-80	304	31,500.00
Paul McGinley T28	70-75-71-70	286	54,625.00	Shingo Katayama 67	79-76-76-75	306	31,000.00
Nick O'Hern T28	68-73-75-70	286	54,625.00	Lian-wei Zhang 68	75-77-76-79	307	30,500.00

2003 American Express Championship

Capital City Club, Woodstock, GA, Crabapple Course
October 2-5, 2003

Purse: \$6,000,000

Par/Yards: 35-35-70/7,189

LEADERS	First Round	Second Round	Third Round
	Sergio Garcia 65 (-5)	Tiger Woods 133 (-7)	Tiger Woods 202 (-8)
	Tim Herron 66 (-4)	K.J. Choi 138 (-2)	Vijay Singh 204 (-6)
	Rocco Mediate 66 (-4)	Sergio Garcia 138 (-2)	Tim Herron 205 (-5)
	K.J. Choi 67 (-3)	Tim Herron 138 (-2)	K.J. Choi 206 (-4)
	Tiger Woods 67 (-3)	Rocco Mediate 138 (-2)	
		Stuart Appleby 139 (-1)	

CUT: There was no cut. All 72 professionals completed 72 holes.



WEATHER: Mostly sunny and breezy on Thursday, with temperatures reaching 67 and NE winds 10-18 mph. Due to an expected frost delay on Friday, tee times were pushed back and players were grouped in threesomes off of one tee. Temperatures in the 40s on Friday but rose to a high of 70. Mostly sunny and windy at times. Partly cloudy and warm on Saturday, with temperatures in the mid 70s. A mix of sun and clouds on Sunday, with temperatures hitting 77.

Winner: Tiger Woods 67-66-69-72 274 \$1,050,000.00

Tiger Woods.....1	67-66-69-72	274	\$1,050,000.00	Peter Lonard37	75-74-70-71	290	\$40,000.00
Stuart Appleby..... T2	71-68-69-68	276	405,000.00	Darren Clarke T38	69-82-72-68	291	38,500.00
Tim Herron..... T2	66-72-67-71	276	405,000.00	Phil Mickelson..... T38	73-77-70-71	291	38,500.00
Vijay Singh..... T2	70-70-64-72	276	405,000.00	Alastair Forsyth..... T40	71-77-71-73	292	36,250.00
David Toms.....5	73-72-67-65	277	235,000.00	Fred Funk..... T40	73-74-69-76	292	36,250.00
K.J. Choi..... T6	67-71-68-73	279	182,500.00	Davis Love III T40	74-77-70-71	292	36,250.00
Padraig Harrington T6	71-73-69-66	279	182,500.00	Adam Scott T40	70-73-75-74	292	36,250.00
Paul Casey T8	73-71-66-71	281	137,500.00	Trevor Immelman T44	70-77-71-75	293	34,250.00
Retief Goosen T8	73-69-67-72	281	137,500.00	Shaun Micheel T44	72-75-71-75	293	34,250.00
Fred Couples..... T10	71-73-70-68	282	111,250.00	Peter O'Malley..... T44	69-74-70-80	293	34,250.00
Ignacio Garrido T10	68-71-69-74	282	111,250.00	Ian Poulter..... T44	73-74-68-78	293	34,250.00
Alex Cejka T12	70-76-72-65	283	89,375.00	Arjun Atwal..... T48	76-72-72-74	294	32,500.00
Ernie Els T12	71-74-71-67	283	89,375.00	Hennie Otto T48	76-73-73-72	294	32,500.00
Jim Furyk T12	70-74-69-70	283	89,375.00	Nick Price..... T48	71-73-73-77	294	32,500.00
Sergio Garcia T12	65-73-70-75	283	89,375.00	Taichi Teshima T51	77-75-70-73	295	31,083.34
Niclas Fasth T16	68-76-70-70	284	71,000.00	Colin Montgomerie T51	74-75-70-76	295	31,083.33
Brad Faxon..... T16	75-71-66-72	284	71,000.00	Scott Verplank T51	75-75-68-77	295	31,083.33
Rocco Mediate..... T16	66-72-73-73	284	71,000.00	Jay Haas T54	74-72-75-75	296	30,000.00
Loren Roberts T16	69-75-70-70	284	71,000.00	Len Mattiace T54	70-74-74-78	296	30,000.00
Jonathan Kaye.....20	73-69-73-70	285	65,000.00	Craig Parry T54	76-72-75-73	296	30,000.00
Robert Allenby..... T21	72-76-73-65	286	60,000.00	Phillip Price T54	70-79-72-75	296	30,000.00
Steve Flesch..... T21	71-75-72-68	286	60,000.00	Jyoti Randhawa T54	69-77-74-76	296	30,000.00
Charles Howell III..... T21	76-75-65-70	286	60,000.00	Rich Beem..... T59	76-75-73-73	297	28,625.00
Jerry Kelly T21	70-72-69-75	286	60,000.00	Chad Campbell T59	74-76-73-74	297	28,625.00
Bob Estes..... T25	77-74-68-68	287	53,000.00	Raphael Jacquelin T59	77-80-68-72	297	28,625.00
Toshi Izawa..... T25	70-74-72-71	287	53,000.00	Soren Kjeldsen T59	70-75-74-78	297	28,625.00
Eduardo Romero T25	72-74-68-73	287	53,000.00	J.L. Lewis..... T59	72-74-77-74	297	28,625.00
David Howell T28	74-75-71-68	288	46,071.43	Bob Tway T59	73-80-70-74	297	28,625.00
Fredrik Jacobson..... T28	75-74-70-69	288	46,071.43	Kirk Triplett65	74-72-70-82	298	27,750.00
Kenny Perry..... T28	70-74-70-74	288	46,071.43	Ben Curtis T66	76-76-72-75	299	27,375.00
Chris Riley T28	74-73-70-71	288	46,071.43	Thongchai Jaidee T66	73-72-72-82	299	27,375.00
Justin Rose..... T28	75-69-74-70	288	46,071.43	Michael Campbell..... T68	82-76-75-67	300	26,875.00
Mike Weir T28	69-73-72-74	288	46,071.43	Mark B. Foster T68	76-77-73-74	300	26,875.00
Thomas Bjorn T28	74-73-67-74	288	46,071.42	Chris DiMarco T70	76-74-76-75	301	26,375.00
Brian Davis T35	71-77-68-73	289	41,500.00	Scott Hoch T70	75-79-75-72	301	26,375.00
Lee Westwood T35	72-71-71-75	289	41,500.00	Todd Hamilton72	78-81-72-71	302	26,000.00

2002 American Express Championship

Mount Juliet Estate; Thomastown, Co. Kilkenny, Ireland
September 19-22, 2002

Purse: \$5,500,000

Par/Yards: 36-36-72/7,246

LEADERS	First Round	Second Round	Third Round
	Tiger Woods 65 (-7)	Tiger Woods 130 (-14)	Tiger Woods 197 (-19)
	Steve Lowery 66 (-6)	Jerry Kelly 132 (-12)	Retief Goosen 202 (-14)
	David Toms 66 (-6)	Steve Lowery 133 (-11)	Jerry Kelly 202 (-14)
	Chris DiMarco 67 (-5)	David Toms 133 (-11)	Steve Lowery 202 (-14)
	Gary Evans 67 (-5)	Retief Goosen 134 (-10)	Scott McCarron 202 (-14)
	Retief Goosen 67 (-5)		Vijay Singh 202 (-14)
	Jerry Kelly 67 (-5)		David Toms 202 (-14)
	Vijay Singh 67 (-5)		Rocco Mediate 203 (-13)
	Mike Weir 67 (-5)		



CUT: There was no cut. 64 of the 65 professionals completed 72 holes.

WEATHER: Mix of sun and clouds on Thursday with temperatures in the low 60s. More sun on Friday with similar temperatures. Temperatures reaching high 60s on Saturday with sun. Cloudy and a little cooler on Sunday.

Winner: Tiger Woods 65-65-67-66 263 \$1,000,000.00

Tiger Woods.....1	65-65-67-66	263	\$1,000,000.00	Mark Calcavecchia T33	72-70-71-67	280	\$43,000.00
Retief Goosen2	67-67-68-62	264	540,000.00	Jim Furyk T33	69-69-69-73	280	43,000.00
Vijay Singh3	67-69-66-65	267	367,500.00	Bernhard Langer T33	72-68-70-70	280	43,000.00
Jerry Kelly T4	67-65-70-66	268	235,000.00	Angel Cabrera T36	71-66-73-71	281	40,000.00
David Toms T4	66-67-69-66	268	235,000.00	José Coceres T36	68-72-71-70	281	40,000.00
Scott McCarron6	71-67-64-67	269	180,000.00	Eduardo Romero T36	70-71-70-70	281	40,000.00
Sergio Garcia7	69-69-70-62	270	155,000.00	Søren Hansen T39	75-68-65-74	282	37,250.00
Davis Love III8	69-67-68-67	271	130,000.00	Tom Lehman T39	73-72-67-70	282	37,250.00
Michael Campbell T9	71-66-71-64	272	111,000.00	Chris Riley T39	73-68-70-71	282	37,250.00
Bob Estes T9	68-68-69-67	272	111,000.00	Adam Scott T39	70-70-69-73	282	37,250.00
Stuart Appleby T11	69-66-70-68	273	84,250.00	Paul Azinger T43	73-73-71-66	283	35,500.00
Chris DiMarco T11	67-69-70-67	273	84,250.00	John Rollins T43	73-72-67-71	283	35,500.00
Niclas Fasth T11	68-69-72-64	273	84,250.00	Jeff Sluman T43	69-69-72-73	283	35,500.00
Justin Leonard T11	68-68-69-68	273	84,250.00	David Duval T46	71-65-72-76	284	34,000.00
Gary Evans T15	67-68-73-66	274	65,000.00	Len Mattiace T46	70-73-69-72	284	34,000.00
Steve Lowery T15	66-67-69-72	274	65,000.00	Justin Rose T46	73-70-72-69	284	34,000.00
Rocco Mediate T15	69-67-67-71	274	65,000.00	Rich Beem T49	70-69-74-72	285	32,000.00
Nick Price T15	68-71-69-66	274	65,000.00	John Cook T49	75-71-71-68	285	32,000.00
Scott Verplank T15	68-72-68-66	274	65,000.00	Brad Faxon T49	70-77-67-71	285	32,000.00
Mike Weir T15	67-70-68-69	274	65,000.00	Fred Funk T49	69-70-72-74	285	32,000.00
Padraig Harrington21	69-70-67-69	275	58,000.00	Craig Parry T49	68-71-74-72	285	32,000.00
Kenny Perry22	68-71-68-69	276	56,000.00	Paul Lawrie T54	71-70-74-71	286	30,000.00
Ernie Els T23	68-67-72-70	277	52,500.00	Peter Lonard T54	71-69-72-74	286	30,000.00
Scott Hoch T23	71-68-67-71	277	52,500.00	Carl Pettersson T54	72-72-68-74	286	30,000.00
Stephen Leaney T23	69-67-71-70	277	52,500.00	Anders Hansen T57	71-72-72-74	289	28,500.00
Phil Mickelson T23	70-72-71-64	277	52,500.00	Thongchai Jaidee T57	72-74-73-70	289	28,500.00
Thomas Björn T27	72-68-66-72	278	48,500.00	Peter O'Malley T57	75-73-71-70	289	28,500.00
Trevor Immelman T27	71-71-67-69	278	48,500.00	Scott Laycock60	74-72-72-72	290	27,500.00
José Maria Olazábal T27	68-72-69-69	278	48,500.00	Craig Perks61	74-74-75-68	291	27,000.00
Kevin Sutherland T27	69-68-70-71	278	48,500.00	Tim Clark62	74-69-76-73	292	26,500.00
Robert Allenby T31	72-70-67-70	279	45,500.00	Darren Clarke63	75-76-70-74	295	26,000.00
Colin Montgomerie T31	72-70-69-68	279	45,500.00	Kenichi Kuboya64	77-72-73-76	298	25,500.00

2001 American Express Championship

Bellerive Country Club; St. Louis, MO
71/7,278

Purse: \$5,000,000
September 10-16, 2001

Par/Yards: 36-35-

NOTE: Tournament was canceled on Wednesday, Sept. 12, to give the deserved respect to the victims of the Sept. 11 terrorist tragedies in New York, Washington, D.C. and near Pittsburgh.

67 PLAYERS SCHEDULED IN THE FIELD:

Robert Allenby
Billy Andrade
Stuart Appleby
Paul Azinger
Aaron Baddeley
Angel Cabrera
Mark Calcavecchia
Michael Campbell
Stewart Cink
Darren Clarke
Jose Coceres
Chris DiMarco
Joe Durant
David Duval
Simon Dyson
Ernie Els
Niclas Fasth

Pierre Fulke
Fred Funk
Jim Furyk
Sergio Garcia
Retief Goosen
Padraig Harrington
Dudley Hart
Scott Hoch
John Huston
Miguel Angel Jimenez
Shingo Katayama
Jerry Kelly
Bernhard Langer
Tom Lehman
Justin Leonard
Thomas Levet
Frank Lickliter II

Peter Lonard
Davis Love III
Steve Lowery
Bob May
Billy Mayfair
Scott McCarron
Paul McGinley
Mark McNulty
Rocco Mediate
Phil Mickelson
Colin Montgomerie
Jesper Parnevik
Kenny Perry
Ian Poulter
Nick Price
Phillip Price
Adam Scott

Vijay Singh
Jeff Sluman
Steve Stricker
Hal Sutton
Hidemichi Tanaka
Toru Taniguchi
David Toms
Kirk Triplett
Bradford Vaughan
Scott Verplank
Mike Weir
Roger Wessels
Lee Westwood
Dean Wilson
Tiger Woods
Ian Woosnam

2000 American Express Championship

Valderrama GC, Sotogrande, Andalusia, Spain
November 9-12, 2000

Purse: \$5,000,000

Par/Yards: 36-36-72/6,974

LEADERS	First Round	Second Round	Third Round
	Nick Price..... 63 (-9)	Nick Price..... 135 (-9)	Hidemichi Tanaka..... 207 (-9)
	Padraig Harrington..... 66 (-6)	Hidemichi Tanaka..... 137 (-7)	Mark Calcavecchia..... 208 (-8)
	Andrew Coltart..... 67 (-5)	Padraig Harrington..... 138 (-6)	Mike Weir..... 208 (-8)
	Scott Hoch..... 67 (-5)	Mark Calcavecchia..... 139 (-5)	Nick Price..... 209 (-7)
	Mike Weir..... 68 (-4)	Duffy Waldorf..... 139 (-5)	Tiger Woods..... 209 (-7)
		Mike Weir..... 143 (T14)	

CUT: There was no cut. 52 of 55 professionals completed 72 holes.



WEATHER: Cool temperatures the entire week. Winds stayed down most of Thursday, allowing for ideal playing conditions; the high temperature was at 60 degrees. Increased winds and overcast conditions all day Friday, with winds reaching 30 mph and high temperatures in the low 60s. Slightly warmer temperatures Saturday, with winds easing later in the afternoon. Calm winds on Sunday, with overcast skies and temperatures reaching the low 70s.

Winner: Mike Weir 68-75-65-69 277 \$1,000,000.00

Mike Weir..... 1	68-75-65-69	277	\$1,000,000.00	Chris DiMarco..... T25	74-74-73-68	289	\$46,500.00
Lee Westwood..... 2	72-72-68-67	279	500,000.00	Miguel Angel Jiménez.... T25	74-73-70-72	289	46,500.00
Vijay Singh..... T3	71-70-71-68	280	287,000.00	Justin Leonard..... T25	72-74-69-74	289	46,500.00
Duffy Waldorf..... T3	70-69-72-69	280	287,000.00	Colin Montgomerie..... T25	75-67-73-74	289	46,500.00
Sergio Garcia..... T5	69-74-74-64	281	157,500.00	Gary Orr..... T25	71-74-73-71	289	46,500.00
Padraig Harrington..... T5	66-72-73-70	281	157,500.00	Eduardo Romero..... T25	71-72-74-72	289	46,500.00
Nick Price..... T5	63-72-74-72	281	157,500.00	Nobuhito Sato..... T25	73-73-72-71	289	46,500.00
Tiger Woods..... T5	71-69-69-72	281	157,500.00	David Toms..... T25	70-75-72-72	289	46,500.00
Michael Campbell..... 9	72-71-69-70	282	115,000.00	Retief Goosen..... T35	69-75-74-72	290	39,500.00
Mark Calcavecchia..... 10	72-67-69-75	283	105,000.00	Bernhard Langer..... T35	75-69-76-70	290	39,500.00
Steve Flesch..... T11	71-72-73-68	284	87,166.67	Paul McGinley..... T35	70-77-70-73	290	39,500.00
Bob May..... T11	71-69-72-72	284	87,166.67	Naomichi Joe Ozaki..... T35	72-76-71-71	290	39,500.00
Hidemichi Tanaka..... T11	71-66-70-77	284	87,166.66	Jeff Maggert..... 39	72-71-75-74	292	37,000.00
José Coceres..... T14	70-71-74-70	285	68,500.00	Thomas Björn..... T40	70-77-71-75	293	35,500.00
Kirk Triplett..... T14	72-73-71-69	285	68,500.00	Darren Fichardt..... T40	76-80-69-68	293	35,500.00
Chris Perry..... T16	68-72-75-71	286	64,000.00	Pierre Fulke..... T42	75-77-73-69	294	33,000.00
Angel Cabrera..... T17	74-74-67-73	288	56,250.00	Mathias Grönberg..... T42	74-70-79-71	294	33,000.00
Darren Clarke..... T17	74-70-74-70	288	56,250.00	Peter Senior..... T42	73-77-72-72	294	33,000.00
Andrew Coltart..... T17	67-75-74-72	288	56,250.00	Lucas Parsons..... T45	78-72-75-70	295	30,166.67
Nic Henning..... T17	69-74-73-72	288	56,250.00	Dennis Paulson..... T45	75-71-72-77	295	30,166.67
Scott Hoch..... T17	67-76-71-74	288	56,250.00	Carlos Franco..... T45	69-77-71-78	295	30,166.66
Franklin Langham..... T17	68-74-76-70	288	56,250.00	Dudley Hart..... T48	72-76-73-76	297	28,750.00
José Maria Olazábal..... T17	70-76-69-73	288	56,250.00	Scott Verplank..... T48	71-80-76-70	297	28,750.00
Phillip Price..... T17	73-72-69-74	288	56,250.00	Shigeaki Maruyama..... T50	71-77-78-72	298	27,750.00
Robert Allenby..... T25	69-76-73-71	289	46,500.00	Tjaart van der Walt..... T50	76-73-75-74	298	27,750.00
Stuart Appleby..... T25	72-76-71-70	289	46,500.00	Kyi Hla Han..... 52	75-74-77-77	303	27,000.00

1999 American Express Championship

**Valderrama GC, Sotogrande, Andalucia, Spain
November 4-7, 1999**

Purse: \$5,000,000

Par/Yards: 35-36-71/6,830

LEADERS		First Round	Second Round	Third Round
	Henrik Stenson	67 (-5)	Tiger Woods 137 (-7)	Tiger Woods 205 (-11)
	Robert Allenby	67 (-5)	Rod Pampling	Brett Wetterich
	Thomas Bjorn	68 (-4)	Aaron Baddeley	Nick O'Hern
	Aaron Baddeley	69 (-3)	Thomas Bjorn	
	Charles Howell III	69 (-3)	Ernie Els	
	Jose Maria Olazabal	69 (-3)	Charles Howell III	
	Tiger Woods	71 (T10)	Trevor Immelman	
			Zach Johnson	
			Henrik Stenson	



CUT: There was no cut. 61 of 62 professionals completed 72 holes.

WEATHER: Overcast, cool and blustery Thursday, with winds off the Mediterranean Sea. Warmer Friday and Saturday, with winds blowing from the opposite direction on Saturday. Beautiful Sunday, with winds gusty at times.

Winner: Tiger Woods 71-69-70-68 278 \$1,000,000.00
(Won playoff with birdie-3 on first extra hole)

Tiger Woods	1	71-69-70-68	278	\$1,000,000.00	Jean Van De Velde	T30	72-73-70-76	291	\$37,750.00
Miguel Angel Jiménez	2	72-68-69-69	278	400,000.00	Mike Weir	T30	73-68-72-78	291	37,750.00
Dudley Hart	3	75-68-70-70	283	300,000.00	Steve Elkington	T34	74-72-71-75	292	36,000.00
Nick Price	T4	69-71-70-74	284	176,666.67	John Huston	T34	72-74-72-74	292	36,000.00
Lee Westwood	T4	73-67-71-73	284	176,666.67	Jeff Sluman	T34	77-70-69-76	292	36,000.00
Stewart Cink	T4	75-65-71-73	284	176,666.66	Paul Lawrie	T37	76-68-76-73	293	34,500.00
Fred Funk	T7	71-68-74-72	285	135,000.00	Rodney Pampling	T37	71-74-69-79	293	34,500.00
Sergio Garcia	T7	74-69-69-73	285	135,000.00	Bob Tway	T37	75-72-71-75	293	34,500.00
Scott Hoch	T7	69-70-72-74	285	135,000.00	Darren Clarke	T40	79-67-71-78	295	32,250.00
Chris Perry	T7	70-67-72-76	285	135,000.00	Ernie Els	T40	74-75-71-75	295	32,250.00
Bob Estes	T11	69-72-72-73	286	93,000.00	Phil Mickelson	T40	69-71-77-78	295	32,250.00
Jim Furyk	T11	68-73-71-74	286	93,000.00	Naomichi Joe Ozaki	T40	76-71-69-79	295	32,250.00
Justin Leonard	T11	71-67-72-76	286	93,000.00	Loren Roberts	T40	72-72-71-80	295	32,250.00
José Maria Olazábal	T11	73-69-69-75	286	93,000.00	Duffy Waldorf	T40	74-77-73-71	295	32,250.00
David Toms	T11	72-68-71-75	286	93,000.00	Notah Begay III	T46	77-71-73-75	296	30,250.00
Tim Herron	T16	71-66-75-75	287	70,000.00	Steve Pate	T46	72-74-72-78	296	30,250.00
Davis Love III	T16	74-70-73-70	287	70,000.00	Scott Dunlap	T48	74-71-75-77	297	28,500.00
Vijay Singh	T16	67-71-75-74	287	70,000.00	Carlos Franco	T48	75-73-74-75	297	28,500.00
Hal Sutton	19	75-66-69-78	288	62,000.00	Bernhard Langer	T48	71-70-80-76	297	28,500.00
Bob May	T20	77-69-74-69	289	52,800.00	Jeff Maggert	T48	70-74-79-74	297	28,500.00
Colin Montgomerie	T20	70-72-72-75	289	52,800.00	Ted Tryba	T48	77-71-70-79	297	28,500.00
Craig Parry	T20	72-73-71-73	289	52,800.00	Kazuhiko Hosokawa	T53	73-73-72-80	298	27,125.00
Dennis Paulson	T20	76-71-68-74	289	52,800.00	Robert Karlsson	T53	74-68-74-82	298	27,125.00
Jarmo Sandelin	T20	70-74-75-70	289	52,800.00	Alexander Cejka	T55	79-76-72-72	299	26,500.00
Angel Cabrera	T25	74-74-70-72	290	41,750.00	Brent Geiberger	T55	75-71-68-85	299	26,500.00
Retief Goosen	T25	75-69-74-72	290	41,750.00	Brian Watts	T55	75-74-79-71	299	26,500.00
Mark James	T25	69-70-74-77	290	41,750.00	Craig A. Spence	58	72-73-75-80	300	26,000.00
Tom Lehman	T25	72-67-71-80	290	41,750.00	Thomas Björn	T59	72-81-74-77	304	25,625.00
Jarrod Moseley	T25	76-69-72-73	290	41,750.00	David Frost	T59	76-73-74-81	304	25,625.00
Stuart Appleby	T30	76-66-74-75	291	37,750.00	Richard Kaplan	61	78-75-73-80	306	25,250.00
Padraig Harrington	T30	76-74-70-71	291	37,750.00					

Mexico Championship Records

Low 72 holes:

261 (23-under) **Tiger Woods** (2006, The Grove)
263 (25-under) **Tiger Woods** (2002, Mount Juliet Conrad)
264 (24-under) **Retief Goosen** (2002, Mount Juliet Conrad)

High 72 holes:

284 (4-under) **Patrick Reed** (2014, Trump National Doral)

Low 18-hole score:

62 (10-under), **J.B. Holmes**, first round (2015, Trump National Doral)
62 (10-under), **Bubba Watson**, second round (2012, Trump National Doral)
62 (10-under), **Sergio Garcia**, final round (2002, Mount Juliet Conrad)
62 (10-under), **Retief Goosen**, final round (2002, Mount Juliet Conrad)
62 (9-under) **Justin Thomas**, third round (2018, Club de Golf Chapultepec)
62 (9-under), **Justin Thomas**, final round (2019, Club de Golf Chapultepec)

Low 18-hole score (Club de Golf Chapultepec):

62 (9-under), **Justin Thomas**, third round, 2018
62 (9-under), **Justin Thomas**, final round, 2019
63 (8-under), **Jordan Spieth**, third round, 2017
63 (8-under), **Rory McIlroy**, first round, 2019

Low opening 36 holes:

127 (15-under), **Tiger Woods** (63-64) (2006, The Grove)
130 (14-under), **Tiger Woods** (65-65) (2002, Mount Juliet Conrad)

Low opening 54 holes:

194 (19-under), **Tiger Woods** (63-64-67) (2006, The Grove)
197 (19-under), **Tiger Woods** (65-65-67) (2000, Mount Juliet Conrad)

Low start by a winner:

63 (8-under), **Tiger Woods** (2006, The Grove)

High start by a winner:

71 (even), **Tiger Woods** (1999, Valderrama Club de Golf)
71 (even), **Tiger Woods** (2007, Trump National Doral)

Low finish by a winner:

66 (5-under), **Phil Mickelson** (2018, Club de Golf Chapultepec)
66 (5-under), **Dustin Johnson** (2019, Club de Golf Chapultepec)
66 (6-under), **Tiger Woods** (2002, Mount Juliet Conrad)
66 (6-under), **Ernie Els** (2010, Trump National Doral)

High finish by a winner:

73 (1-over), **Tiger Woods** (2007, Trump National Doral)
72 (even), **Patrick Reed** (2014, Trump National Doral)
72 (2-over), **Tiger Woods** (2003, Capital City Club)

Largest margin of victory:

8 strokes, **Tiger Woods** (2006, The Grove)
5 strokes, **Dustin Johnson** (2019, Club de Golf Chapultepec)

Largest 18-hole lead:

4 strokes, **J.B. Holmes** (2015, Trump National Doral)
3 strokes, **Nick Price** (2000, Valderrama Club de Golf)
3 strokes, **Colin Montgomerie** (2005, Harding Park Golf Course)

Largest 36-hole lead:

5 strokes, **Tiger Woods** (2006, The Grove)
5 strokes, **Tiger Woods** (2003, Capital City Club)

Largest 54-hole lead:

6 strokes, **Tiger Woods** (2006, The Grove)
5 strokes, **J.B. Holmes** (2015, Trump National Doral)
5 strokes, **Tiger Woods** (2002, Mount Juliet Conrad)

Largest final-round comeback:

5 strokes, **Dustin Johnson** (2015, Trump National Doral)

Holes-in-one (11):

Colin Montgomerie, No. 12, second round (2000, Valderrama Club de Golf)
Angel Cabrera, No. 6, third round (2000, Valderrama Club de Golf)
Thongchai Jaidee, No. 11, second round (2004, Mount Juliet Conrad)
Tom Lehman, No. 11, third round (2005, Harding Park Golf Course)
Richard Green, No. 11, first round (2005, Harding Park Golf Course)
Robert Allenby, No. 13, second round (2010, Trump National Doral)
Paul Casey, No. 15, final round (2012, Trump National Doral)
Dustin Johnson, No. 4, third round (2015, Trump National Doral)
J.B. Holmes, No. 4, third round (2015, Trump National Doral)
Justin Thomas, No. 13, third round (2017, Club de Golf Chapultepec)
Ross Fisher, No. 3, third round (2018, Club de Golf Chapultepec)

Wire-to-wire winners (2):

Tiger Woods (2006, The Grove)
Tiger Woods (2002, Mount Juliet Conrad)

Multiple winners:

7, **Tiger Woods** (1999, 2002, 2003, 2005, 2006, 2007, 2013)
3, **Dustin Johnson** (2015, 2017, 2019)
2, **Ernie Els** (2004, 2010)
2, **Phil Mickelson** (2009, 2018)

International winners:

Adam Scott, Australia (2016)
Justin Rose, England (2012)
Ernie Els, South Africa (2010, 2004)
Geoff Ogilvy, Australia (2008)

Mexico Championship Records

Playoffs (3):

Tiger Woods def. **Miguel Angel Jimenez** with a birdie on the first extra hole (1999, Valderrama Club de Golf)

Tiger Woods def. **John Daly** with a par on the second extra hole (2005, Harding Park Golf Course)

Phil Mickelson def. **Justin Thomas** with a par on the first extra hole (2018, Club de Golf Chapultepec)

Back-to-back winners:

Tiger Woods (2002-2003)

Tiger Woods (2005-2007)

18-hole leaders/co-leaders who have gone on to win: 6/20

Tiger Woods, 2002, Mount Juliet Conrad

Tiger Woods, 2006, The Grove

Geoff Ogilvy, 2008 (tied), Doral Golf Resort and Spa

Phil Mickelson, 2009 (tied), Doral Golf Resort and Spa

Tiger Woods, 2013 (tied), TPC Blue Monster at Doral

Patrick Reed, 2014, Trump National Doral

36-hole leaders/co-leaders who have gone on to win: 12/20

Tiger Woods, 2002, Mount Juliet Conrad

Tiger Woods, 2003, Capital City Club

Ernie Els, 2004, Mount Juliet Conrad

Tiger Woods, 2006, The Grove

Tiger Woods, 2007, Doral Golf Resort and Spa

Geoff Ogilvy, 2008, Doral Golf Resort and Spa

Phil Mickelson, 2009, Doral Golf Resort and Spa

Ernie Els, 2010, TPC Blue Monster at Doral

Tiger Woods, 2013, TPC Blue Monster at Doral

Patrick Reed, 2014 (tied), Trump National Doral

Adam Scott, 2016, Trump National Doral

Dustin Johnson, 2019, Club de Golf Chapultepec

54-hole leaders/co-leaders who have gone on to win: 11/20

Tiger Woods, 2002, Mount Juliet

Tiger Woods, 2003, Capital City Club

Ernie Els, 2004, Mount Juliet

Tiger Woods, 2006, The Grove

Tiger Woods, 2007, Doral Golf Resort and Spa

Geoff Ogilvy, 2008, Doral Golf Resort and Spa

Phil Mickelson, 2009 (tied), Doral Golf Resort and Spa

Ernie Els, 2010 (tied), TPC Blue Monster at Doral

Tiger Woods, 2013, TPC Blue Monster at Doral

Patrick Reed, 2014, Trump National Doral

Dustin Johnson, 2019, Club de Golf Chapultepec

Oldest winner:

Phil Mickelson, 2018 (47 years, 8 months, 16 days)

Youngest winner:

Patrick Reed, 2014 (23 years, 7 months, 4 days)

History at a Glance

Final Round	Winner	Score	Runner(s)-up	Location	Par/Yards	Purse	First Place
11/7/1999	Tiger Woods	278	Miguel A. Jimenez	Valderrama Golf Club	71/6,830	\$5,000,000	\$1,000,000
11/12/2000	Mike Weir	277	Lee Westwood	Valderrama Golf Club	72/6,974	5,000,000	1,000,000
9/22/2002	Tiger Woods	263	Retief Goosen	Mount Juliet	72/7,246	5,500,000	1,000,000
10/5/2003	Tiger Woods	274	Stuart Appleby	Capital City Club - Crabapple	70/7,189	6,000,000	1,050,000
			Tim Herron				
			Vijay Singh				
10/3/2004	Ernie Els	270	Thomas Bjorn	Mount Juliet	72/7,256	7,000,000	1,200,000
10/9/2005	Tiger Woods	270	John Daly	Harding Park Golf Course	70/7,086	7,500,000	1,300,000
10/1/2006	Tiger Woods	261	Ian Poulter	The Grove	71/7,125	7,500,000	1,300,000
			Adam Scott				
3/25/2007	Tiger Woods	278	Brett Wetterich	Doral Golf Resort & Spa	72/7,266	8,000,000	1,350,000
3/23/2008	Geoff Ogilvy	271	Jim Furyk	Doral Golf Resort & Spa	72/7,266	8,000,000	1,350,000
			Retief Goosen				
			Vijay Singh				
3/15/2009	Phil Mickelson	269	Nick Watney	Doral Golf Resort & Spa	72/7,266	8,500,000	1,400,000
3/14/2010	Ernie Els	270	Charl Schwartzel	TPC Blue Monster at Doral	72/7,334	8,500,000	1,400,000
3/13/2011	Nick Watney	272	Dustin Johnson	TPC Blue Monster at Doral	72/7,334	8,500,000	1,400,000
3/11/2012	Justin Rose	272	Bubba Watson	TPC Blue Monster at Doral	72/7,334	8,500,000	1,400,000
3/10/2013	Tiger Woods	269	Steve Stricker	TPC Blue Monster at Doral	72/7,334	8,750,000	1,500,000
3/9/2014	Patrick Reed	284	Jamie Donaldson	Trump National Doral	72/7,481	9,000,000	1,530,000
			Bubba Watson				
3/8/2015	Dustin Johnson	279	J.B. Holmes	Trump National Doral	72/7,528	9,250,000	1,570,000
3/6/2016	Adam Scott	276	Bubba Watson	Trump National Doral	72/7,543	9,500,000	1,620,000
3/5/2017	Dustin Johnson	270	Tommy Fleetwood	Club de Golf Chapultepec	71/7,330	9,750,000	1,660,000
3/4/2018	Phil Mickelson	268	Justin Thomas	Club de Golf Chapultepec	71/7,345	10,000,000	1,700,000
2/24/2019	Dustin Johnson	263	Rory McIlroy	Club de Golf Chapultepec	71/7,345	10,250,000	1,745,000

Top-10 Finishes

13 Tiger Woods	1999 (1), 2000 (T5), 2002 (1), 2003 (1), 2004 (9), 2005 (1), 2006 (1), 2007 (1), 2008 (T5), 2009 (T9), 2011 (T10), 2013 (1), 2019 (T10)	2 Kiradech Aphibarnrat	2018 (T3), 2019 (T3)
9 Sergio Garcia	1999 (T7), 2000 (T5), 2002 (7), 2004 (T4), 2005 (T3), 2007 (T3), 2013 (T3), 2018 (T7), 2019 (T6)	Stuart Appleby	2003 (T2), 2006 (T6)
7 Rory McIlroy	2011 (T10), 2012 (3), 2013 (T8), 2015 (T9), 2016 (T3), 2017 (T7), 2019 (2)	Rickie Fowler	2011 (8), 2016 (T8)
6 Dustin Johnson	2011 (2), 2014 (T4), 2015 (1), 2017 (1), 2018 (T7), 2019 (1)	Peter Hanson	2012 (T4), 2013 (T8)
Adam Scott	2006 (T2), 2008 (T9), 2011 (T6), 2013 (T3), 2015 (T4), 2016 (1)	Tyrrell Hatton	2017 (10), 2018 (T3)
5 Padraig Harrington	2000 (T5), 2003 (T6), 2005 (T6), 2010 (T3), 2011 (T10)	David Howell	2004 (3), 2005 (T6)
Vijay Singh	2000 (T3), 2002 (3), 2003 (T2), 2005 (T6), 2008 (T2)	Thongchai Jaidee	2006 (T9), 2014 (T6)
Phil Mickelson	2009 (1), 2013 (T3), 2016 (5), 2017 (T7), 2018 (1)	Hunter Mahan	2011 (9), 2014 (T9)
Bubba Watson	2012 (2), 2014 (T2), 2015 (3), 2016 (2), 2018 (T5)	Geoff Ogilvy	2007 (T3), 2008 (1)
4 Paul Casey	2003 (T8), 2007 (T9), 2010 (T6), 2019 (T3)	Nick O'Hern	2007 (T6), 2008 (T6)
Retief Goosen	2002 (2), 2003 (T8), 2004 (T6), 2008 (T2)	Ian Poulter	2006 (T2), 2019 (T3)
3 Keegan Bradley	2012 (T8), 2013 (7), 2019 (T10)	Nick Price	1999 (T4), 2000 (T5)
Luke Donald	2006 (T6), 2011 (T6), 2012 (T6)	Justin Rose	2012 (1), 2013 (T8)
Ernie Els	2004 (1), 2006 (5), 2010 (1)	Henrik Stenson	2005 (T3), 2015 (T4)
Jim Furyk	2006 (4), 2008 (T2), 2009 (3)	Nick Watney	2009 (2), 2011 (1)
Bill Haas	2010 (T6), 2014 (T6), 2015 (T7)	Lee Westwood	1999 (T4), 2000 (2)
Zach Johnson	2004 (10), 2007 (T9), 2008 (T9)	Brett Wetterich	2006 (T6), 2007 (2)
Matt Kuchar	2010 (T3), 2011 (5), 2012 (T8)	1 Thomas Aiken	2009 (T7)
Graeme McDowell	2005 (T6), 2010 (T6), 2014 (T9)	Robert Allenby	2007 (T3)
Justin Thomas	2017 (T5), 2018 (2), 2019 (9)	Stephen Ames	2005 (10)
David Toms	2002 (T4), 2003 (5), 2005 (T6)	Aaron Baddeley	2007 (T6)
Charl Schwartzel	2010 (T2), 2012 (T4), 2014 (T9)	Rafa Cabrera Bello	2018 (T3)
Steve Stricker	2008 (T6), 2012 (T8), 2013 (2)	Thomas Bjorn	2004 (2)
		Jonathan Byrd	2011 (T10)
		Mark Calcavecchia	2000 (10)
		Patrick Cantlay	2019 (T6)
		K.J. Choi	2003 (T6)
		Stewart Cink	1999 (T4)
		Darren Clarke	2004 (T4)
		Fred Couples	2003 (T10)
		John Daly	2005 (2)
		Jamie Donaldson	2014 (T2)
		Jason Dufner	2014 (T9)
		Harris English	2016 (10)
		Bob Estes	2002 (T9)
		Niclas Fasth	2007 (T6)
		Tommy Fleetwood	2017 (2)
		Ross Fisher	2017 (T3)
		Fred Funk	1999 (T7)
		Stephen Gallacher	2014 (T6)
		Iganacio Garrido	2003 (T10)
		Adam Hadwin	2018 (T9)
		Todd Hamilton	2004 (T6)

Top-10 Finishes

Anders Hansen	2011 (T3)
Dudley Hart	1999 (3)
Brian Harmon	2018 (T5)
Tim Herron	2003 (T2)
Scott Hoch	1999 (T7)
J.B. Holmes	2015 (2)
Trevor Immelman	2006 (T9)
Miguel Angel Jimenez	1999 (2)
Smylie Kaufman	2016 (T8)
Martin Kaymer	2010 (T3)
Jerry Kelly	2002 (T4)
Soren Kjeldsen	2009 (T7)
Martin Laird	2011 (T10)
Justin Leonard	2009 (T9)
David Lipsky	2019 (T10)
Davis Love III	2002 (8)
Joost Luiten	2019 (T10)
Scott McCarron	2002 (6)
Francesco Molinari	2011 (T3)
Colin Montgomerie	2005 (T3)
Ryan Moore	2015 (T9)
Kevin Na	2015 (T9)
Louis Oosthuizen	2015 (6)
Rod Pampling	2009 (T9)
Chris Perry	1999 (T7)
Kenny Perry	2009 (T9)
Thomas Pieters	2017 (T5)
Alistair Presnell	2010 (T6)
Brett Quigley	2006 (T9)
Alvaro Quiros	2010 (T6)
Jon Rahm	2017 (T3)
Patrick Reed	2014 (1)
John Senden	2012 (T6)
Shubhankar Sharma	2018 (T9)
Webb Simpson	2015 (T7)
Jeev Mikha Singh	2009 (4)
Brandt Snedeker	2017 (T7)
Cameron Smith	2019 (T6)
Richard Sterne	2014 (T4)
Graeme Storm	2008 (T9)
Michael Thompson	2013 (T8)
Bo Van Pelt	2012 (T8)
Camilo Villegas	2009 (T5)

Duffy Waldorf	2000 (T3)
Mike Weir	2000 (1)
Danny Willett	2016 (T3)
Oliver Wilson	2009 (T5)

Top-50 Mexico Championship Money Leaders

Name	Events	Earnings	Name	Events	Earnings	Name	Events	Earnings
1 Tiger Woods	15	9,606,500.00	18 Ian Poulter	13	1,762,476.20	35 Brett Wetterich	3	1,056,916.67
2 Dustin Johnson	11	6,863,500.00	19 Justin Thomas	4	1,658,000.00	36 David Toms	10	1,028,500.00
3 Phil Mickelson	17	4,845,083.33	20 Lee Westwood	16	1,657,341.67	37 Martin Kaymer	10	1,022,916.67
4 Adam Scott	16	3,977,375.00	21 Steve Stricker	8	1,633,476.20	38 Robert Allenby	10	1,007,666.66
5 Bubba Watson	9	3,617,000.00	22 Padraig Harrington	12	1,534,559.52	39 Bill Haas	8	1,005,633.33
6 Ernie Els	13	3,518,767.86	23 Matt Kuchar	10	1,491,428.57	40 Rickie Fowler	9	954,625.00
7 Sergio Garcia	19	3,255,408.33	24 Mike Weir	9	1,485,321.43	41 Jamie Donaldson	4	933,250.00
8 Rory McIlroy	10	2,958,517.84	25 Luke Donald	12	1,466,809.52	42 Miguel Angel Jiménez	10	925,500.00
9 Nick Watney	6	2,442,000.00	26 Graeme McDowell	11	1,385,103.57	43 Ross Fisher	8	920,500.00
10 Vijay Singh	12	2,291,916.67	27 Tommy Fleetwood	4	1,317,875.00	44 Rafa Cabrera Bello	6	910,000.00
11 Justin Rose	12	2,228,330.96	28 Henrik Stenson	11	1,265,011.92	45 Kiradech Aphibarnrat	4	907,500.00
12 Jim Furyk	15	2,162,208.33	29 J.B. Holmes	5	1,253,750.00	46 David Howell	5	824,946.43
13 Geoff Ogilvy	8	2,041,583.33	30 Thomas Bjørn	12	1,203,696.42	47 Tyrrell Hatton	3	780,250.00
14 Charl Schwartzel	12	2,018,166.66	31 Stuart Appleby	10	1,137,716.67	48 Jason Dufner	8	765,500.00
15 Patrick Reed	6	1,917,750.00	32 Zach Johnson	14	1,126,916.66	49 John Daly	1	750,000.00
16 Paul Casey	14	1,902,050.00	33 Francesco Molinari	8	1,126,583.34	50 Peter Hanson	6	746,000.00
17 Retief Goosen	12	1,784,375.00	34 Louis Oosthuizen	13	1,109,946.44			

Top-50 Mexico Championship Career Stroke Averages

Name	Average	Rounds	Name	Average	Rounds	Name	Average	Rounds
1 Tyrrell Hatton	68.58	12	18 Jerry Kelly	70.31	16	35 Anders Hansen	70.60	20
2 Tiger Woods	68.78	59	T19 Brett Wetterich	70.33	12	T36 Nicolas Colsaerts	70.63	8
T3 Xander Schauffele	69.25	8	T19 Daniel Berger	70.33	12	T36 Padraig Harrington	70.63	48
T3 Justin Thomas	69.25	16	21 Vijay Singh	70.35	48	T38 Jhonattan Vegas	70.67	12
T5 Thomas Pieters	69.50	8	22 Kevin Kisner	70.38	16	T38 Ernie Els	70.67	48
T5 Patton Kizzire	69.50	8	T23 Pat Perez	70.42	12	40 Stuart Appleby	70.68	40
T5 Patrick Cantlay	69.50	8	T23 Bob Estes	70.42	12	41 Paul Casey	70.68	56
8 Jon Rahm	69.58	12	25 Niclas Fasth	70.45	20	42 Luke Donald	70.69	48
9 Dustin Johnson	69.73	44	T26 Brendan Steele	70.50	8	43 Rocco Mediate	70.70	10
10 Tony Finau	70.00	8	T26 Jeev Milkha Singh	70.50	12	T44 José Coceres	70.75	8
11 Rory McIlroy	70.15	40	T26 John Senden	70.50	16	T44 Dean Wilson	70.75	8
12 Sergio Garcia	70.21	76	T26 David Howell	70.50	20	T44 Shubhankar Sharma	70.75	8
13 Nick Watney	70.22	23	T26 Kenny Perry	70.50	20	T44 Andy Sullivan	70.75	8
14 Bubba Watson	70.22	36	31 Fred Couples	70.58	12	T44 Nick O'Hern	70.75	20
T15 Martin Laird	70.25	8	T32 Aaron Baddeley	70.59	17	T44 Justin Leonard	70.75	28
T15 Camilo Villegas	70.25	16	T32 Phil Mickelson	70.59	68	50 David Toms	70.79	38
T15 Francesco Molinari	70.25	32	34 Steve Stricker	70.59	32			

Note: Minimum eight rounds to qualify

Mexico Championship Individual Player Records

Fowler, Rickie (71.17)

Year	1st	2nd	3rd	4th	Total	Finish	Money
2011	71	73	68	66	278	8	200,000.00
2012	74	70	72	70	286	T45	52,000.00
2013	69	69	71	78	287	T35	68,500.00
2014	76	75	74	71	296	T44	60,500.00
2015	68	77	71	72	288	T12	123,000.00
2016	70	71	71	71	283	T8	197,500.00
2017	69	69	73	67	278	T16	105,125.00
2018	68	70	70	75	283	T37	73,000.00
2019	71	73	68	71	283	T36	75,000.00
TOTAL							\$954,625.00

Fox, Ryan (73.75)

Year	1st	2nd	3rd	4th	Total	Finish	Money
2019	72	72	75	76	295	T67	49,125.00
TOTAL							\$49,125.00

Franco, Carlos (73.17)

Year	1st	2nd	3rd	4th	Total	Finish	Money
1999	75	73	74	75	297	T48	28,500.00
2000	69	77	71	78	295	T45	30,166.66
2004	69	72	75	70	286	T28	54,625.00
TOTAL							\$113,291.66

Fraser, Marcus (72.90)

Year	1st	2nd	3rd	4th	Total	Finish	Money
2011	69	78	71	72	290	T45	55,500.00
2012	76	68	69	69	282	T24	76,000.00
2013	73	72	77	73	295	T60	47,500.00
2016	66	77	80	79	302	60	50,500.00
2017	71	70	73	75	289	T58	48,500.00
TOTAL							\$278,000.00

Frittelli, Dylan (72.75)

Year	1st	2nd	3rd	4th	Total	Finish	Money
2018	73	70	71	77	291	T55	58,000.00
TOTAL							\$58,000.00

Frost, David (76.00)

Year	1st	2nd	3rd	4th	Total	Finish	Money
1999	76	73	74	81	304	T59	25,625.00
TOTAL							\$25,625.00

Fujita, Hiroyuki (76.25)

Year	1st	2nd	3rd	4th	Total	Finish	Money
2011	71	73	74	77	295	T61	41,500.00
2015	75	83	78	79	315	73	42,250.00
TOTAL							\$83,750.00

Fulke, Pierre (73.50)

Year	1st	2nd	3rd	4th	Total	Finish	Money
2000	75	77	73	69	294	T42	33,000.00
TOTAL							\$33,000.00

Funk, Fred (71.44)

Year	1st	2nd	3rd	4th	Total	Finish	Money
1999	71	68	74	72	285	T7	135,000.00
2002	69	70	72	74	285	T49	32,000.00
2003	73	74	69	76	292	T40	36,250.00
2005	67	68	75	71	281	T29	60,000.00
TOTAL							\$263,250.00

Furyk, Jim (71.13)

Year	1st	2nd	3rd	4th	Total	Finish	Money
1999	68	73	71	74	286	T11	93,000.00
2002	69	69	69	73	280	T33	43,000.00
2003	70	74	69	70	283	T12	89,375.00
2004	70	70	71	76	287	T36	48,000.00
2005	68	67	71	72	278	T15	87,333.33
2006	67	65	69	69	270	4	345,000.00
2007	70	73	72	78	293	T35	56,500.00
2008	69	71	64	68	272	T2	530,000.00
2009	68	68	69	67	272	3	470,000.00
2010	70	76	69	71	286	T37	62,500.00
2011	74	71	71	75	291	T49	50,500.00
2013	72	70	72	73	287	T35	68,500.00
2014	78	77	75	76	306	T62	47,000.00
2015	70	73	76	69	288	T12	123,000.00
2017	77	71	70	71	289	T58	48,500.00
TOTAL							\$2,162,208.33

Gallacher, Stephen (73.67)

Year	1st	2nd	3rd	4th	Total	Finish	Money
2013	74	75	69	74	292	T53	50,600.00
2014	75	75	70	69	289	T6	248,333.33
2015	84	72	78	69	303	T66	43,875.00
TOTAL							\$342,808.33

Garcia, Sergio (70.21)

Year	1st	2nd	3rd	4th	Total	Finish	Money
1999	74	69	69	73	285	T7	135,000.00
2000	69	74	74	64	281	T5	157,500.00
2002	69	69	70	62	270	7	155,000.00
2003	65	73	70	75	283	T12	89,375.00
2004	67	72	67	70	276	T4	308,000.00
2005	67	69	67	69	272	T3	353,666.66
2006	69	73	71	69	282	T32	61,000.00
2007	71	70	71	70	282	T3	378,333.33
2008	69	73	69	68	279	T15	86,700.00
2009	72	72	68	70	282	T31	68,500.00
2010	74	72	71	69	286	T37	62,500.00
2012	75	74	68	76	293	T60	42,000.00
2013	66	72	67	69	274	T3	417,500.00
2014	74	76	73	69	292	T16	90,666.67
2015	73	69	71	78	291	T31	72,000.00
2016	73	71	67	74	285	T11	145,000.00
2017	68	71	68	70	277	T12	131,250.00
2018	68	65	69	70	272	T7	239,750.00
2019	69	66	69	70	274	T6	261,666.67
TOTAL							\$3,255,408.33

Garrido, Ignacio (70.50)

Year	1st	2nd	3rd	4th	Total	Finish	Money
2003	68	71	69	74	282	T10	111,250.00
TOTAL							\$111,250.00

Garrigus, Robert (75.00)

Year	1st	2nd	3rd	4th	Total	Finish	Money
2013	75	75	74	76	300	65	45,500.00
TOTAL							\$45,500.00

Gay, Brian (71.50)

Year	1st	2nd	3rd	4th	Total	Finish	Money
2010	74	69	74	68	285	T30	70,000.00
2013	70	76	69	72	287	T35	68,500.00
TOTAL							\$138,500.00

Geiberger, Brent (74.75)

Year	1st	2nd	3rd	4th	Total	Finish	Money
1999	75	71	68	85	299	T55	26,500.00
TOTAL							\$26,500.00

Glover, Lucas (71.33)

Year	1st	2nd	3rd	4th	Total	Finish	Money
2006	69	68	68	71	276	T13	98,375.00
2007	73	73	72	72	290	T26	69,500.00
2010	72	72	71	75	290	T56	45,500.00
TOTAL							\$213,375.00

Mexico Championship Individual Player Records

Gómez, Fabián (75.00)

Year	1st	2nd	3rd	4th	Total	Finish	Money
2016	75	72	78	75	300	58	52,000.00
TOTAL							\$52,000.00

Goosen, Retief (71.04)

Year	1st	2nd	3rd	4th	Total	Finish	Money
1999	75	69	74	72	290	T25	41,750.00
2000	69	75	74	72	290	T35	39,500.00
2002	67	67	68	62	264	2	540,000.00
2003	73	69	67	72	281	T8	137,500.00
2004	68	69	68	72	277	T6	200,000.00
2006	71	70	75	71	287	T45	49,000.00
2007	77	70	78	72	297	T58	41,500.00
2008	71	69	64	68	272	T2	530,000.00
2009	65	76	73	76	290	T66	38,125.00
2010	76	71	73	70	290	T56	45,500.00
2011	69	76	68	73	286	T31	69,500.00
2012	74	71	71	70	286	T45	52,000.00
TOTAL							\$1,784,375.00

Goydos, Paul (73.75)

Year	1st	2nd	3rd	4th	Total	Finish	Money
2007	74	75	70	76	295	T50	45,000.00
TOTAL							\$45,000.00

Grace, Branden (71.91)

Year	1st	2nd	3rd	4th	Total	Finish	Money
2012	78	72	64	70	284	T35	60,500.00
2013	73	74	72	72	291	T49	54,500.00
2014	75	74	69	77	295	T40	63,500.00
2015	75	74	72	75	296	54	52,000.00
2016	73	73	74	68	288	T23	91,000.00
2017	73	69	68	73	283	T32	70,500.00
2018	72	69	73	68	282	T30	81,428.57
2019	71	71	69	71	282	T33	78,000.00
TOTAL							\$551,428.57

Green, Gavin Kyle (74.75)

Year	1st	2nd	3rd	4th	Total	Finish	Money
2018	78	73	74	74	299	64	51,500.00
TOTAL							\$51,500.00

Green, Nathan (74.25)

Year	1st	2nd	3rd	4th	Total	Finish	Money
2007	72	71	76	78	297	T58	41,500.00
TOTAL							\$41,500.00

Green, Richard (71.83)

Year	1st	2nd	3rd	4th	Total	Finish	Money
2004	72	70	72	72	286	T28	54,625.00
2005	69	74	76	70	289	T51	40,500.00
2008	74	72	71	70	287	T51	44,750.00
TOTAL							\$139,875.00

Griffin, Matthew (75.75)

Year	1st	2nd	3rd	4th	Total	Finish	Money
2017	78	77	77	71	303	75	43,750.00
TOTAL							\$43,750.00

Grillo, Emiliano (72.75)

Year	1st	2nd	3rd	4th	Total	Finish	Money
2016	76	72	72	75	295	T47	62,500.00
2017	72	77	69	69	287	T52	52,000.00
2019	76	73	69	73	291	T58	53,500.00
TOTAL							\$168,000.00

Grönberg, Mathias (73.50)

Year	1st	2nd	3rd	4th	Total	Finish	Money
2000	74	70	79	71	294	T42	33,000.00
TOTAL							\$33,000.00

Haas, Bill (71.56)

Year	1st	2nd	3rd	4th	Total	Finish	Money
2010	71	66	70	71	278	T6	214,300.00
2011	74	68	71	73	286	T31	69,500.00
2012	74	70	70	69	283	T29	67,500.00
2013	72	73	72	72	289	T43	60,500.00
2014	73	76	69	71	289	T6	248,333.33
2015	74	73	65	74	286	T7	215,000.00
2016	74	74	72	76	296	T49	60,000.00
2017	70	69	75	69	283	T32	70,500.00
TOTAL							\$1,005,633.33

Haas, Jay (73.13)

Year	1st	2nd	3rd	4th	Total	Finish	Money
2003	74	72	75	75	296	T54	30,000.00
2004	72	71	70	76	289	T43	42,000.00
TOTAL							\$72,000.00

Hadwin, Adam (68.50)

Year	1st	2nd	3rd	4th	Total	Finish	Money
2018	70	71	67	66	274	T9	182,000.00
TOTAL							\$182,000.00

Haeggman, Joakim (72.75)

Year	1st	2nd	3rd	4th	Total	Finish	Money
2004	71	71	73	76	291	T48	40,250.00
TOTAL							\$40,250.00

Haig, Anton (73.00)

Year	1st	2nd	3rd	4th	Total	Finish	Money
2007	75	69	74	74	292	T32	63,000.00
2008	72	80	73	67	292	T65	38,500.00
TOTAL							\$101,500.00

Hamilton, Todd (72.38)

Year	1st	2nd	3rd	4th	Total	Finish	Money
2003	78	81	72	71	302	72	26,000.00
2004	66	69	69	73	277	T6	200,000.00
TOTAL							\$226,000.00

Han, Kyi Hla (75.75)

Year	1st	2nd	3rd	4th	Total	Finish	Money
2000	75	74	77	77	303	52	27,000.00
TOTAL							\$27,000.00

Hansen, Anders (70.60)

Year	1st	2nd	3rd	4th	Total	Finish	Money
2002	71	72	72	74	289	T57	28,500.00
2008	67	71	67	73	278	T12	106,166.67
2010	76	70	74	67	287	T45	56,000.00
2011	71	69	68	67	275	T3	465,000.00
2012	70	72	69	72	283	T29	67,500.00
TOTAL							\$723,166.67

Hansen, Soren (71.00)

Year	1st	2nd	3rd	4th	Total	Finish	Money
2002	75	68	65	74	282	T39	37,250.00
2008	77	77	68	72	294	T70	37,000.00
2009	74	69	64	71	278	T13	97,142.86
2010	69	69	71	73	282	T18	89,000.00
TOTAL							\$260,392.86

Hanson, Peter (71.00)

Year	1st	2nd	3rd	4th	Total	Finish	Money
2008	71	74	73	73	291	T61	40,250.00
2009	70	74	72	68	284	T40	58,500.00
2010	74	66	74	70	284	T26	75,500.00
2011	73	73	73	73	292	T55	45,500.00
2012	70	65	69	71	275	T4	362,500.00
2013	67	71	70	70	278	T8	163,750.00
TOTAL							\$746,000.00

Harman, Brian (67.75)

Year	1st	2nd	3rd	4th	Total	Finish	Money
2018	68	67	68	68	271	T5	330,500.00
TOTAL							\$330,500.00

Mexico Championship Individual Player Records

Zhang, Lian-Wei (76.75)

Year	1st	2nd	3rd	4th	Total	Finish	Money
2004	75	77	76	79	307	68	30,500.00
TOTAL							\$30,500.00

Zunic, Jordan (75.75)

Year	1st	2nd	3rd	4th	Total	Finish	Money
2016	75	74	75	79	303	T61	49,750.00
TOTAL							\$49,750.00

Player Records

Dustin Johnson won the 2019 WGC-Mexico Championship for his 20th career victory.





BYEONG HUN AN

South Korea



HEIGHT: 6-2
WEIGHT: 209
BIRTHDATE: September 17, 1991
BIRTHPLACE: Seoul, South Korea
RESIDENCE: Orlando, Florida
TURNED PROFESSIONAL: 2011

BEST PGA TOUR CAREER FINISH: **2-2016** Zurich Classic of New Or**l**. **2-2018** RBC Canadian Open, the Memorial Tournament.

INTERNATIONAL VICTORIES (3): **2014** Rolex Trophy [EurChall]. **2015** BMW PGA Championship [Eur], Shinhan Donghae Open [Kor].

WORLD GOLF CHAMPIONSHIPS CAREER SUMMARY

Tournament	Position	Total Score	Total Score	Par	Money
Dell Technologies Match Play (2-6-2)					
2016 Dell Match Play	T9				152,000
G1: tied Scott Piercy, 1 Up					
G2: beat Jason Dufner, 2 Up					
G3: tied Rickie Fowler, Tied					
R4: lost to Rafa Cabrera Bello, WD					
2017 Dell Tech Match Play	T58				49,500
G1: lost to Charl Schwartzel, 6 and 5					
G2: lost to Paul Casey, 1 Up					
G3: lost to Joost Luiten, 1 Up					
2019 Dell Tech Match Play	T40				62,500
G1: lost to Tommy Fleetwood, 3 and 2					
G2: lost to Louis Oosthuizen, 1 Up					
G3: beat Kyle Stanley, 6 and 5					
					264,000

Mexico Championship

2016 Cadillac Championship	T52	74-73-75-75	297	+9	56,500
2017 Mexico Championship	T48	73-66-71-76	286	+2	55,500
2019 Mexico Championship	T45	77-74-64-70	285	+1	65,000
					177,000

FedEx St. Jude Invitational

2015 Bridgestone Invit'l	T57	77-68-70-74	289	+9	45,750
2016 Bridgestone Invit'l	T49	76-71-71-74	292	+12	60,500
2018 Bridgestone Invit'l	T57	68-72-75-69	284	+4	52,750
					159,000

HSBC Champions

2016 HSBC Champions	T19	69-68-68-72	277	-11	83,000
2017 HSBC Champions	T63	74-75-76-71	296	+8	45,250
2019 HSBC Champions	T41	75-71-74-74	294	+6	65,000
2020 HSBC Champions	T14	69-71-69-69	278	-10	127,000
					320,250
	TOTAL				\$920,250



ABRAHAM ANCER

Mexico



HEIGHT: 5-7
WEIGHT: 160
BIRTHDATE: February 27, 1991
BIRTHPLACE: McAllen, Texas
RESIDENCE: San Antonio, Texas
TURNED PROFESSIONAL: 2013

BEST PGA TOUR CAREER FINISH: **2-2019** THE NORTHERN TRUST. **2-2020** The American Express.

KORN FERRY TOUR VICTORIES (1): **2015** Nova Scotia Open.

INTERNATIONAL VICTORIES (1): **2018** Emirates Australian Open.

WORLD GOLF CHAMPIONSHIPS CAREER SUMMARY

Tournament	Position	Total Score	Total Score	Par	Money
Dell Technologies Match Play (2-1-0)					
2019 Dell Tech Match Play	T17				108,429
G1: lost to Paul Casey, 5 and 3					
G2: beat Cameron Smith, 3 and 2					
G3: beat Charles Howell III, 5 and 3					
					108,429
Mexico Championship					
2018 Mexico Championship	T52	71-76-71-69	287	+3	61,500
2019 Mexico Championship	T39	71-72-71-70	284	E	70,500
					132,000
HSBC Champions					
2020 HSBC Champions	T4	68-71-67-67	273	-15	370,000
					370,000
	TOTAL				\$610,429



CHRISTIAAN BEZUIDENHOUT

South Africa



HEIGHT: 6-2
BIRTHDATE: May 18, 1994
BIRTHPLACE: Delmas, South Africa
RESIDENCE: Johannesburg, South Africa
TURNED PROFESSIONAL: 2015

BEST PGA TOUR CAREER FINISH: 17-2020 WGC-HSBC Champions.

INTERNATIONAL VICTORIES (1): 2019 Estrella Damm N.A. Andalucía Masters hosted by the Sergio Garcia Foundation.

WORLD GOLF CHAMPIONSHIPS CAREER SUMMARY

Tournament	Position	Total Score	Total Score	Par	Money
HSBC Champions					
2020 HSBC Champions	T17	69-72-66-72	279	-9	111,000
					111,000
			TOTAL		\$111,000



RAFA CABRERA BELLO

Spain



HEIGHT: 6-2
WEIGHT: 179
BIRTHDATE: May 25, 1984
BIRTHPLACE: Las Palmas, Gran Canaria, Spain
RESIDENCE: Maspalomas, Gran Canaria, Spain
TURNED PROFESSIONAL: 2005

BEST PGA TOUR CAREER FINISH: 3-2016 WGC-Dell Match Play. 3-2018 WGC-Mexico Championship. 3-2019 THE CJ CUP @ NINE BRIDGES, Arnold Palmer Inv'tl.

INTERNATIONAL VICTORIES (5): 2006 MAN NO Open [EurChall]. 2008 Credit Suisse Challenge [EurChall]. 2009 Austrian Golf Open [Eur]. 2012 Dubai Desert Classic [Eur]. 2017 Aberdeen Asset Management Scottish Open [Eur].

WORLD GOLF CHAMPIONSHIPS CAREER SUMMARY

Tournament	Position	Total Score	Total Score	Par	Money
Dell Technologies Match Play (10-7-2)					
2012 Accenture Match Play	T33				45,000
R1: lost to Jason Day, 19 holes					
2013 Accenture Match Play	T17				96,000
R1: beat Lee Westwood, 19 holes					
R2: lost to Martin Kaymer, 2 and 1					
2016 Dell Match Play	3				660,000
G1: beat Hideki Matsuyama, 1 Up					
G2: beat Kevin Kisner, 4 and 3					
G3: tied Søren Kjeldsen, Tied					
R4: beat Byeong Hun An, WD					
QF: beat Ryan Moore, 2 and 1					
SF: lost to Louis Oosthuizen, 4 and 3					
Consolation: beat Rory McIlroy, 3 and 2					
2017 Dell Tech Match Play	T17				93,308
G1: beat Jeunghun Wang, 4 and 3					
G2: lost to Charles Howell III, 1 Up					
G3: beat Tyrrell Hatton, 2 and 1					
2018 Dell Tech Match Play	T36				65,500
G1: beat Satoshi Kodaira, 2 and 1					
G2: lost to Charles Howell III, 3 and 1					
G3: lost to Phil Mickelson, 1 Up					
2019 Dell Tech Match Play	T24				81,313
G1: lost to Tyrrell Hatton, 4 and 3					
G2: tied Lee Westwood, Tied					
G3: beat Xander Schauffele, 1 Up					
					1,041,120

Mexico Championship

2012 Cadillac Championship	65	75-70-75-74	294	+6	40,500
2013 Cadillac Championship	T63	71-74-76-78	299	+11	46,250
2016 Cadillac Championship	T11	73-71-67-74	285	-3	145,000
2017 Mexico Championship	T38	72-69-71-72	284	E	64,000
2018 Mexico Championship	T3	66-67-69-67	269	-15	510,500
2019 Mexico Championship	T19	76-69-66-68	279	-5	103,750
					910,000

FedEx St. Jude Invitational

2012 Bridgestone Invit'l	T29	66-65-77-73	281	+1	68,000
2017 Bridgestone Invit'l	72	76-73-75-70	294	+14	44,500
2018 Bridgestone Invit'l	T17	68-67-69-71	275	-5	104,250
2019 FedEx St Jude Invit'l	T12	70-71-67-66	274	-6	143,625
					360,375

HSBC Champions

2012 HSBC Champions	T46	75-69-76-67	287	-1	40,000
2017 HSBC Champions	T19	71-74-68-69	282	-6	93,000
2018 HSBC Champions	T5	68-70-70-72	280	-8	288,000
2019 HSBC Champions	T14	68-73-73-71	285	-3	129,000
2020 HSBC Champions	T57	73-72-69-77	291	+3	51,000
					601,000
			TOTAL		\$2,912,495



JORGE CAMPILLO

Spain



HEIGHT: 6-0

BIRTHDATE: June 1, 1986

BIRTHPLACE: Caceras, Spain

RESIDENCE: Madrid, Spain

TURNED PROFESSIONAL: 2009

BEST PGA TOUR CAREER FINISH: 27-2018 WGC-Mexico Championship.

INTERNATIONAL VICTORIES (1): 2019 Trophée Hassan II.

WORLD GOLF CHAMPIONSHIPS CAREER SUMMARY

Tournament	Position	Total Score	Total Score	Par	Money
Mexico Championship					
2018 Mexico Championship	T27	72-71-69-68	280	-4	91,000 91,000
HSBC Champions					
2019 HSBC Champions	T54	73-77-75-73	298	+10	50,313
2020 HSBC Champions	T34	73-69-70-72	284	-4	72,500 122,813
TOTAL					\$213,813



PAUL CASEY

England



HEIGHT: 5-10
WEIGHT: 180
BIRTHDATE: July 21, 1977
BIRTHPLACE: Cheltenham, England
RESIDENCE: Phoenix, Arizona; Weybridge, England
TURNED PROFESSIONAL: 2000

PGA TOUR VICTORIES (3): 2009 Shell Houston Open. 2018 Valspar Championship. 2019 Valspar Championship.

INTERNATIONAL VICTORIES (16): 2001 Gleneagles Scottish PGA. 2003 ANZ Championship [Eur], Benson & Hedges International Open [Eur]. 2005 TCL Classic [Eur], Volvo China Open [Eur]. 2006 Johnnie Walker Championship at Gleneagles [Eur], HSBC World Match Play [Eur]. 2007 Abu Dhabi Golf Championship [Eur]. 2009 Abu Dhabi Championship [Eur], BMW PGA Championship [Eur]. 2011 Volvo Golf Champions [Eur], Shinhan Donghae Open [Kor]. 2013 Irish Open [Eur]. 2014 KLM Open [Eur]. 2019 Porsche European Open [Eur], Porsche European Open [Eur].

OTHER VICTORIES (1): 2004 World Golf Championships-World Cup [with Luke Donald].

WORLD GOLF CHAMPIONSHIPS CAREER SUMMARY

Tournament	Position	Total Score	Total Score	Par	Money
Dell Technologies Match Play (27-15-2)					
2003 Accenture Match Play	T33				30,000
R1: lost to Davis Love III, 5 and 4					
2004 Accenture Match Play	T33				35,000
R1: lost to Shaun Micheel, 21 holes					
2005 Accenture Match Play	T33				35,000
R1: lost to Angel Cabrera, 4 and 2					
2006 Accenture Match Play	T33				35,000
R1: lost to Henrik Stenson, 1 Up					
2007 Accenture Match Play	T5				260,000
R1: beat Mike Weir, 1 Up					
R2: beat Colin Montgomerie, 4 and 3					
R3: beat Shaun Micheel, 2 Up					
QF: lost to Geoff Ogilvy, 5 and 4					
2008 Accenture Match Play	T9				130,000
R1: beat Robert Karlsson, 2 Up					
R2: beat Bradley Dredge, 2 and 1					
R3: lost to K.J. Choi, 1 Up					
2009 Accenture Match Play	2				850,000
R1: beat Aaron Baddeley, 1 Up					
R2: beat Mathew Goggin, 6 and 4					
R3: beat Peter Hanson, 4 and 2					
QF: beat Sean O'Hair, 4 and 3					
SF: beat Ross Fisher, 2 and 1					
Consolation: lost to Geoff Ogilvy, 4 and 3					
2010 Accenture Match Play	2				850,000
R1: beat Stephen Ames, 5 and 4					
R2: beat Mike Weir, 5 and 4					
R3: beat Brian Gay, 5 and 4					
QF: beat Stewart Cink, 5 and 4					
SF: beat Camilo Villegas, 24 holes					
Consolation: lost to Ian Poulter, 4 and 2					
2011 Accenture Match Play	T17				95,000
R1: beat Richard Green, 19 holes					
R2: lost to Jason Day, 4 and 2					
2015 Cadillac Match Play	T5				285,000
G1: beat Chris Kirk, 22 holes					
G2: beat Adam Scott, 1 Up					
G3: beat Francesco Molinari, 1 Up					
R4: beat Charl Schwartzel, 3 and 1					
QF: lost to Rory McIlroy, 22 holes					
2016 Dell Match Play	T51				52,000
G1: lost to Thongchai Jaidee, 2 and 1					
G2: tied Graeme McDowell, 1 Up					
G3: lost to Jason Day, 1 Up					
2017 Dell Tech Match Play	T9				158,000
G1: beat Joost Luiten, 2 and 1					
G2: beat Byeong Hun An, 1 Up					
G3: beat Charl Schwartzel, 4 and 3					
R4: lost to Hideto Tanihara, 2 and 1					
2018 Dell Tech Match Play	T17				97,917
G1: beat Russell Henley, 1 Up					
G2: beat Kyle Stanley, 4 and 2					
G3: lost to Matthew Fitzpatrick, 3 and 2					
2019 Dell Tech Match Play	T9				167,000
G1: beat Abraham Ancer, 5 and 3					
G2: tied Charles Howell III, Tied					
G3: beat Cameron Smith, 4 and 3					
R4: lost to Francesco Molinari, 5 and 4					
					3,079,917

Mexico Championship

2003 American Express	T8	73-71-66-71	281	+1	137,500
2004 American Express	T21	72-70-71-71	284	-4	72,000
2006 American Express	T56	74-75-72-71	292	+8	38,500
2007 CA Championship	T9	76-70-66-72	284	-4	157,500
2008 CA Championship	T51	72-75-67-73	287	-1	44,750
2009 CA Championship	T31	71-66-72-73	282	-6	68,500
2010 CA Championship	T6	69-72-68-69	278	-10	214,300
2011 Cadillac Championship	T18	70-71-69-72	282	-6	89,000
2012 Cadillac Championship	T51	76-71-68-73	288	E	46,875
2015 Cadillac Championship	T38	75-73-72-72	292	+4	65,500
2016 Cadillac Championship	7	71-68-75-68	282	-6	240,000
2017 Mexico Championship	T16	74-71-67-66	278	-6	105,125
2018 Mexico Championship	T12	73-68-68-66	275	-9	150,500
2019 Mexico Championship	T3	71-72-65-65	273	-11	472,000
					1,902,050

FedEx St. Jude Invitational

2003 NEC Invitational	T17	72-66-71-70	279	-1	59,250
2004 NEC Invitational	T16	72-70-68-68	278	-2	79,333
2005 NEC Invitational	T19	75-68-67-71	281	+1	77,000
2006 Bridgestone Invit'l	T4	69-69-64-71	273	-7	246,250
2007 Bridgestone Invit'l	T51	67-73-76-78	294	+14	42,000
2008 Bridgestone Invit'l	T8	70-71-68-65	274	-6	162,500
2010 Bridgestone Invit'l	T22	68-68-73-70	279	-1	72,000
2011 Bridgestone Invit'l	T45	73-71-71-67	282	+2	53,000
2013 Bridgestone Invit'l	T27	70-70-73-69	282	+2	73,500
2015 Bridgestone Invit'l	T17	68-73-71-67	279	-1	88,500
2016 Bridgestone Invit'l	T16	70-72-72-68	282	+2	105,200
2017 Bridgestone Invit'l	T5	70-69-67-67	273	-7	268,500
2018 Bridgestone Invit'l	T31	68-71-71-70	280	E	74,750
2019 FedEx St Jude Invit'l	T27	70-71-69-67	277	-3	86,250
					1,488,033

HSBC Champions

2010 HSBC Champions	T6	73-71-67-70	281	-7	145,714
2011 HSBC Champions	T4	70-66-70-67	273	-15	258,333
2014 HSBC Champions	20	69-73-69-69	280	-8	84,000
2016 HSBC Champions	T23	67-72-71-68	278	-10	75,750
2017 HSBC Champions	T12	67-70-72-69	278	-10	134,000
2018 HSBC Champions	T11	71-72-69-71	283	-5	140,000
2019 HSBC Champions	T16	73-68-74-71	286	-2	116,000
2020 HSBC Champions	T38	75-71-71-69	286	-2	67,000

TOTAL \$7,490,798



COREY CONNORS

Canada



HEIGHT: 6-0
WEIGHT: 190
BIRTHDATE: January 06, 1992
BIRTHPLACE: Listowel, Ontario, Canada
RESIDENCE: Listowel, Ontario, Canada
TURNED PROFESSIONAL: 2015

PGA TOUR VICTORIES (1): 2019 Valero Texas Open.

WORLD GOLF CHAMPIONSHIPS CAREER SUMMARY

Tournament	Position	Total Score	Total Score	Par	Money
FedEx St. Jude Invitational 2019 FedEx St Jude Invit'l	T27	67-71-70-69	277	-3	86,250 86,250
HSBC Champions 2020 HSBC Champions	T20	67-73-74-66	280	-8	99,000 99,000
TOTAL					\$185,250



BRYSON DECHAMBEAU

United States



HEIGHT: 6-1
WEIGHT: 185
BIRTHDATE: September 16, 1993
BIRTHPLACE: Modesto, California
RESIDENCE: Dallas, Texas
TURNED PROFESSIONAL: 2016

PGA TOUR VICTORIES (5): 2017 John Deere Classic. 2018 THE NORTHERN TRUST, Dell Technologies Champ, the Memorial Tournament. 2019 Shriners Hospitals.

KORN FERRY TOUR VICTORIES (1): 2016 DAP Championship.

INTERNATIONAL VICTORIES (1): 2019 Omega Dubai Desert Classic.

WORLD GOLF CHAMPIONSHIPS CAREER SUMMARY

Tournament	Position	Total Score	Total Score	Par	Money
Dell Technologies Match Play (1-2-0) 2019 Dell Tech Match Play	T40				62,500
G1: beat Russell Knox, 3 and 1					
G2: lost to Kiradech Aphibarnrat, 2 and 1					
G3: lost to Marc Leishman, 5 and 4					
					62,500
Mexico Championship 2019 Mexico Championship	T56	75-73-73-69	290	+6	55,500 55,500
FedEx St. Jude Invitational 2017 Bridgestone Invit'l	T60	75-69-71-72	287	+7	47,500
2018 Bridgestone Invit'l	30	75-69-68-67	279	-1	79,250
2019 FedEx St Jude Invit'l	T48	67-74-72-68	281	+1	66,000 192,750
TOTAL					\$310,750



MATTHEW FITZPATRICK

England



HEIGHT: 5-10
WEIGHT: 155
BIRTHDATE: September 01, 1994
BIRTHPLACE: Sheffield, England
RESIDENCE: Sheffield, England
TURNED PROFESSIONAL: 2014

BEST PGA TOUR CAREER FINISH: 2-2019 Arnold Palmer Inv'tl.

INTERNATIONAL VICTORIES (5): 2015 British Masters [Eur]. 2016 Nordea Masters [Eur], DP World Tour Championship [Eur]. 2017 Omega European Masters [Eur]. 2018 Omega European Masters [Eur].

WORLD GOLF CHAMPIONSHIPS CAREER SUMMARY

Tournament	Position	Total Score	Total Score	Par	Money
Dell Technologies Match Play (4-8-0)					
2016 Dell Match Play	T38				63,000
G1: lost to Phil Mickelson, 5 and 4					
G2: lost to Patrick Reed, 4 and 3					
G3: beat Daniel Berger, 2 Up					
2017 Dell Tech Match Play	T17				93,308
G1: lost to Kevin Na, 5 and 4					
G2: beat Chris Wood, 4 and 2					
G3: beat Justin Thomas, 2 and 1					
2018 Dell Tech Match Play	T36				65,500
G1: lost to Kyle Stanley, 1 Up					
G2: lost to Russell Henley, 2 and 1					
G3: beat Paul Casey, 3 and 2					
2019 Dell Tech Match Play	T61				50,750
G1: lost to Justin Harding, 1 Up					
G2: lost to Luke List, 2 and 1					
G3: lost to Rory McIlroy, 4 and 2					
					272,558

Mexico Championship

2016 Cadillac Championship	T35	76-71-72-73	292	+4	72,500
2017 Mexico Championship	T16	71-67-72-68	278	-6	105,125
2018 Mexico Championship	T30	71-69-74-68	282	-2	81,429
2019 Mexico Championship	T27	72-71-68-70	281	-3	85,000
					344,054

FedEx St. Jude Invitational

2017 Bridgestone Invit'l	T50	73-71-71-71	286	+6	51,250
2018 Bridgestone Invit'l	T48	66-70-73-73	282	+2	59,250
2019 FedEx St. Jude Invit'l	T4	67-64-69-69	269	-11	384,333
					494,833

HSBC Champions

2016 HSBC Champions	T7	68-69-69-67	273	-15	173,750
2017 HSBC Champions	T16	72-74-70-65	281	-7	103,667
2018 HSBC Champions	T9	68-69-72-73	282	-6	176,000
2019 HSBC Champions	T54	67-80-70-81	298	+10	50,313
2020 HSBC Champions	7	66-67-70-71	274	-14	256,000
					759,729
TOTAL					\$1,871,174



TOMMY FLEETWOOD

England



HEIGHT: 5-11
WEIGHT: 168
BIRTHDATE: January 19, 1991
BIRTHPLACE: Southport, England
RESIDENCE: Southport, England
TURNED PROFESSIONAL: 2010

BEST PGA TOUR CAREER FINISH: **2-2017** WGC-Mexico Championship. **2-2018** U.S. Open. **2-2019** Zurich Classic of New Or, The Open Championship.

INTERNATIONAL VICTORIES (6): **2011** Kazakhstan Open [EurChall]. **2013** Johnnie Walker Championship at Gleneagles [Eur]. **2017** HNA Open de France [Eur], Abu Dhabi HSBC Championship [Eur]. **2018** Abu Dhabi HSBC Championship presented by EGA [Eur]. **2019** Nedbank Golf Challenge hosted by Gary Player.

OTHER VICTORIES (2): **2011** Formby Hall Classic [PGA EuroPro]. **2013** Farmfoods British Par-3 Championship.

WORLD GOLF CHAMPIONSHIPS CAREER SUMMARY

Tournament	Position	Total Score	Total Score	Par	Money
Dell Technologies Match Play (7-6-1)					
2015 Cadillac Match Play	T5				285,000
G1: lost to Sergio Garcia, 1 Up					
G2: beat Jamie Donaldson, 21 holes					
G3: beat Bernd Wiesberger, 19 holes					
R4: beat Branden Grace, 2 and 1					
QF: lost to Danny Willett, 4 and 3					
2017 Dell Tech Match Play	T39				63,500
G1: beat Zach Johnson, 1 Up					
G2: lost to Brendan Steele, 1 Up					
G3: lost to Matt Kuchar, 4 and 2					
2018 Dell Tech Match Play	T17				97,917
G1: lost to Ian Poulter, 3 and 2					
G2: beat Kevin Chappell, 7 and 6					
G3: beat Daniel Berger, 2 and 1					

2019 Dell Tech Match Play	T24				81,313
G1: beat Byeong Hun An, 3 and 2					
G2: tied Kyle Stanley, Tied					
G3: lost to Louis Oosthuizen, 4 and 3					
					527,729

Mexico Championship

2015 Cadillac Championship	T71	77-77-73-80	307	+19	42,625
2017 Mexico Championship	2	69-70-66-66	271	-13	1,045,000
2018 Mexico Championship	T14	72-71-67-66	276	-8	126,500
2019 Mexico Championship	T19	70-65-72-72	279	-5	103,750
					1,317,875

FedEx St. Jude Invitational

2017 Bridgestone Invit'l	T28	70-68-70-71	279	-1	73,563
2018 Bridgestone Invit'l	T14	66-63-74-71	274	-6	128,250
2019 FedEx St. Jude Invit'l	T4	68-70-65-66	269	-11	384,333
					586,146

HSBC Champions

2014 HSBC Champions	T18	68-70-69-72	279	-9	87,000
2015 HSBC Champions	T24	69-75-74-69	287	-1	73,500
2016 HSBC Champions	T30	67-71-72-70	280	-8	68,000
2018 HSBC Champions	T20	71-70-70-74	285	-3	90,250
2019 HSBC Champions	T7	68-68-72-75	283	-5	210,563
2020 HSBC Champions	T53	74-76-73-67	290	+2	52,875
					582,188
TOTAL					\$3,013,938



RYAN FOX

New Zealand



HEIGHT: 6-1
BIRTHDATE: January 22, 1987
BIRTHPLACE: New Zealand
RESIDENCE: Ellerslie, Auckland, New Zealand
TURNED PROFESSIONAL: 2011

BEST PGA TOUR CAREER FINISH: **16-2019** The Open Championship.

INTERNATIONAL VICTORIES (6): **2014** John Hughes Nexus Risk Services WA Open Championship [Aus], Western Australia Open Championship [Aus]. **2015** Le Vaudreuil Golf Challenge [Chall], Coca-Cola Queensland PGA Championship [Aus], Coca-Cola Queensland PGA Championship [Aus]. **2019** ISPS Handa World Super 6 Perth.

WORLD GOLF CHAMPIONSHIPS CAREER SUMMARY

Tournament	Position	Total Score	Total Score	Par	Money
Mexico Championship					
2019 Mexico Championship	T67	72-72-75-76	295	+11	49,125
					49,125
HSBC Champions					
2018 HSBC Champions	T46	71-69-75-76	291	+3	57,500
2019 HSBC Champions	T30	70-70-75-76	291	+3	74,500
					132,000
TOTAL					\$181,125



SERGIO GARCIA

Spain



HEIGHT: 5-10
WEIGHT: 180
BIRTHDATE: January 09, 1980
BIRTHPLACE: Castellon, Spain
RESIDENCE: Crans-Montana, Switzerland
TURNED PROFESSIONAL: 1999

PGA TOUR VICTORIES (10): **2001** MasterCard Colonial, Buick Classic. **2002** Mercedes Championships. **2004** Buick Classic, EDS Byron Nelson Champ. **2005** Booz Allen Classic. **2008** THE PLAYERS Championship. **2012** Wyndham Championship. **2016** AT&T Byron Nelson. **2017** Masters Tournament.

INTERNATIONAL VICTORIES (20): **1999** Murphy's Irish Open [Eur], Linde German Masters [Eur]. **2001** Lancome Trophy [Eur]. **2002** Canarias Open de Espana [Eur], Kolon Cup Korean Open [Asia]. **2004** Mallorca Classic [Eur]. **2005** Omega European Masters [Eur]. **2008** Castello Masters [Eur], World Golf Championships-HSBC Champions [Eur], Castello Masters [Eur]. **2011** Andalucia Masters [Eur]. **2012** Iskandar Johor Open [Asia], Thailand Golf Championship [Asia]. **2013** Commercial Bank Qatar Masters [Eur]. **2015** Ho Tram Open [Asia]. **2017** Omega Dubai Desert Classic [Eur], Andalucia Valderrama Masters hosted by the Sergio Garcia Foundation [Eur]. **2018** SMBC Singapore Open [Asia], Andalucia Valderrama Masters hosted by the Sergio Garcia Foundation [Eur]. **2019** KLM Open.

OTHER VICTORIES (4): **1997** Catalanian Open Championship. **1999** Dunhill Cup [with Miguel Angel Jimenez and Jose Maria Olazabal]. **2001** Nedbank Golf Challenge [SAf]. **2002** Nedbank Golf Challenge [SAf].

WORLD GOLF CHAMPIONSHIPS CAREER SUMMARY

Tournament	Position	Total Score	Total Score	Par	Money
Dell Technologies Match Play (25-20-1)					
2000 Accenture Match Play	T9				75,000
R1: beat Loren Roberts, 20 holes					
R2: beat Mike Weir, 7 and 6					
R3: lost to David Duval, 2 and 1					
2002 Accenture Match Play	T9				85,000
R1: beat Lee Janzen, 3 and 2					
R2: beat Charles Howell III, 1 up					
R3: lost to Scott McCarron, 1 down					
2003 Accenture Match Play	T33				30,000
R1: lost to Kevin Sutherland, 2 and 1					
2004 Accenture Match Play	T33				35,000
R1: lost to Jerry Kelly, 1 Up					
2005 Accenture Match Play	T9				125,000
R1: beat Alex Cejka, 4 and 2					
R2: beat Jerry Kelly, 19 holes					
R3: lost to Adam Scott, 4 and 3					
2007 Accenture Match Play	T17				90,000
R1: beat Darren Clarke, 19 holes					
R2: lost to Charles Howell III, 4 and 3					
2008 Accenture Match Play	T17				90,000
R1: beat John Senden, 3 and 2					
R2: lost to Boo Weekley, 3 and 1					
2009 Accenture Match Play	T33				45,000
R1: lost to Charl Schwartzel, 1 Up					
2010 Accenture Match Play	4				490,000
R1: beat David Toms, 2 Up					
R2: beat Anders Hansen, 2 and 1					
R3: beat Tim Clark, 2 and 1					
QF: beat Oliver Wilson, 4 and 3					
SF: lost to Ian Poulter, 7 and 6					
Consolation: lost to Camilo Villegas, 5 and 4					
2012 Accenture Match Play	T33				45,000
R1: lost to Miguel Angel Jiménez, 2 and 1					
2013 Accenture Match Play	T17				96,000
R1: beat Thongchai Jaidee, 20 holes					
R2: lost to Matt Kuchar, 2 and 1					
2014 Accenture Match Play	T9				148,000
R1: beat Marc Leishman, 22 holes					
R2: beat Bill Haas, 3 and 1					
R3: lost to Rickie Fowler, 1 Up					
2015 Cadillac Match Play	T34				63,500
G1: beat Tommy Fleetwood, 2 Up					
G2: lost to Bernd Wiesberger, 2 and 1					
G3: lost to Jamie Donaldson, 2 and 1					
2016 Dell Match Play	T18				90,900
G1: beat Lee Westwood, 1 Up					
G2: lost to Ryan Moore, 1 Up					
G3: beat Marc Leishman, 5 and 4					

2017 Dell Tech Match Play	T30				74,000
G1: tied Shane Lowry, Tied					
G2: beat Kevin Chappell, 4 and 3					
G3: lost to Jon Rahm, 6 and 4					
2018 Dell Tech Match Play	T9				163,000
G1: beat Shubhankar Sharma, 1 Up					
G2: beat Dylan Frittelli, 2 Up					
G3: beat Xander Schauffele, 3 and 1					
R4: lost to Kyle Stanley, 3 and 1					
2019 Dell Tech Match Play	T5				315,000
G1: beat Shane Lowry, 4 and 2					
G2: beat Andrew Putnam, 5 and 4					
G3: lost to Patrick Reed, 2 and 1					
R4: beat Branden Grace, 1 Up					
QF: lost to Matt Kuchar, 1 Up					
					2,060,400

Mexico Championship

1999 American Express	T7	74-69-69-73	285	+1	135,000
2000 American Express	T5	69-74-74-64	281	-7	157,500
2002 American Express	7	69-69-70-62	270	-18	155,000
2003 American Express	T12	65-73-70-75	283	+3	89,375
2004 American Express	T4	67-72-67-70	276	-12	308,000
2005 American Express	T3	67-69-67-69	272	-8	353,667
2006 American Express	T32	69-73-71-69	282	-2	61,000
2007 CA Championship	T3	71-70-71-70	282	-6	378,333
2008 CA Championship	T15	69-73-69-68	279	-9	86,700
2009 CA Championship	T31	72-72-68-70	282	-6	68,500
2010 CA Championship	T37	74-72-71-69	286	-2	62,500
2012 Cadillac Championship	T60	75-74-68-76	293	+5	42,000
2013 Cadillac Championship	T3	66-72-67-69	274	-14	417,500
2014 Cadillac Championship	T16	74-76-73-69	292	+4	90,667
2015 Cadillac Championship	T31	73-69-71-78	291	+3	72,000
2016 Cadillac Championship	T11	73-71-67-74	285	-3	145,000
2017 Mexico Championship	T12	68-71-68-70	277	-7	131,250
2018 Mexico Championship	T7	68-65-69-70	272	-12	239,750
2019 Mexico Championship	T6	69-66-69-70	274	-10	261,667
					3,255,408

FedEx St. Jude Invitational

1999 NEC Invitational	T7	67-70-69-72	278	-2	154,000
2002 NEC Invitational	T58	68-73-76-73	290	+6	29,500
2003 NEC Invitational	T30	64-76-69-73	282	+2	43,000
2004 NEC Invitational	T16	68-70-70-70	278	-2	79,333
2005 NEC Invitational	T13	68-70-67-74	279	-1	94,400
2006 Bridgestone Invit'l	T22	69-73-68-71	281	+1	68,000
2007 Bridgestone Invit'l	T20	71-77-71-67	286	+6	75,500
2008 Bridgestone Invit'l	T36	69-72-68-72	281	+1	52,000
2009 Bridgestone Invit'l	T22	68-72-70-70	280	E	74,429
2010 Bridgestone Invit'l	T22	70-70-69-70	279	-1	72,000
2011 Bridgestone Invit'l	T53	68-72-72-72	284	+4	46,500
2012 Bridgestone Invit'l	T29	67-72-71-71	281	+1	68,000
2013 Bridgestone Invit'l	T40	71-76-70-68	285	+5	61,500
2014 Bridgestone Invit'l	2	68-61-67-71	267	-13	900,000
2015 Bridgestone Invit'l	T37	71-67-72-73	283	+3	63,000
2017 Bridgestone Invit'l	T39	72-71-72-67	282	+2	65,500
2018 Bridgestone Invit'l	T39	70-69-67-75	281	+1	66,250
2019 FedEx St. Jude Invit'l	T40	69-71-70-69	279	-1	74,000
					2,086,912

HSBC Champions

2014 HSBC Champions	4	70-68-69-63	270	-18	365,000
2015 HSBC Champions	T28	74-72-73-69	288	E	68,500
2016 HSBC Champions	T11	68-70-68-68	274	-14	106,167
2017 HSBC Champions	T9	68-72-69-67	276	-12	170,000
2020 HSBC Champions	T53	72-68-75-75	290	+2	52,875
					828,542
TOTAL					\$8,231,262



LUCAS GLOVER

United States



HEIGHT: 6-2
WEIGHT: 195
BIRTHDATE: November 12, 1979
BIRTHPLACE: Greenville, South Carolina
RESIDENCE: Tequesta, Florida
TURNED PROFESSIONAL: 2001

PGA TOUR VICTORIES (3): 2005 FUNAI Classic-Disney. 2009 U.S. Open Championship. 2011 Wells Fargo Championship.

KORN FERRY TOUR VICTORIES (1): 2003 Gila River Classic.

OTHER VICTORIES (1): 2009 PGA Grand Slam of Golf.

WORLD GOLF CHAMPIONSHIPS CAREER SUMMARY

Tournament	Position	Total Score	Total Score	Par	Money
Dell Technologies Match Play (0-3-0)					
2006 Accenture Match Play	T33				35,000
R1: lost to Adam Scott, 2 and 1					
2007 Accenture Match Play	T33				40,000
R1: lost to Nick O'Hern, 4 and 3					
2010 Accenture Match Play	T33				45,000
R1: lost to Anders Hansen, 2 and 1					
					120,000

Mexico Championship

2006 American Express	T13	69-68-68-71	276	-8	98,375
2007 CA Championship	T26	73-73-72-72	290	+2	69,500
2010 CA Championship	T56	72-72-71-75	290	+2	45,500
					213,375

FedEx St. Jude Invitational

2006 Bridgestone Invit'l	T4	66-69-69-69	273	-7	246,250
2008 Bridgestone Invit'l	T63	70-75-72-70	287	+7	37,000
2009 Bridgestone Invit'l	T19	69-69-68-73	279	-1	83,000
2010 Bridgestone Invit'l	T22	70-66-70-73	279	-1	72,000
2011 Bridgestone Invit'l	T23	68-68-72-70	278	-2	75,250
					513,500

HSBC Champions

2011 HSBC Champions	T20	76-68-71-66	281	-7	71,000
2018 HSBC Champions	T50	71-75-76-70	292	+4	51,875
2020 HSBC Champions	T49	73-70-74-72	289	+1	56,500
					179,375
					TOTAL \$1,026,250



BRANDEN GRACE

South Africa



HEIGHT: 5-10
WEIGHT: 171
BIRTHDATE: May 20, 1988
BIRTHPLACE: Pretoria, South Africa
RESIDENCE: George, South Africa
TURNED PROFESSIONAL: 2007

PGA TOUR VICTORIES (1): 2016 RBC Heritage.

INTERNATIONAL VICTORIES (11): 2010 Coca-Cola Charity Championship [Saf]. 2012 Joburg Open [Eur], Volvo Golf Champions [Eur], Volvo China Open [Eur], Vodacom Origins Final [SAF], Alfred Dunhill Links Championship [Eur]. 2014 Alfred Dunhill Championship [Eur]. 2015 Commercial Bank Qatar Masters [Eur], Dimension Data Pro-Am [Saf]. 2016 Commercial Bank Qatar Masters [Eur]. 2017 Nedbank Golf Challenge hosted by Gary Player [Eur].

WORLD GOLF CHAMPIONSHIPS CAREER SUMMARY

Tournament	Position	Total Score	Total Score	Par	Money
Dell Technologies Match Play (9-9-1)					
2013 Accenture Match Play	T33				46,000
R1: lost to Robert Garrigus, 4 and 3					
2014 Accenture Match Play	T33				48,000
R1: lost to Jimmy Walker, 5 and 4					
2015 Cadillac Match Play	T9				150,000
G1: lost to Zach Johnson, 1 Up					
G2: beat Jason Day, 4 and 3					
G3: beat Charley Hoffman, 2 and 1					
R4: lost to Tommy Fleetwood, 2 and 1					
2016 Dell Match Play	T18				90,900
G1: lost to Chris Kirk, 3 and 1					
G2: beat David Lingmerth, 4 and 3					
G3: beat Russell Knox, 5 and 4					
2017 Dell Tech Match Play	T39				63,500
G1: beat Andy Sullivan, 4 and 2					
G2: lost to William McGirt, 2 and 1					
G3: lost to Brandt Snedeker, 5 and 4					
2018 Dell Tech Match Play	T29				77,429
G1: lost to Bubba Watson, 5 and 3					
G2: beat Julian Suri, 2 and 1					
G3: tied Marc Leishman, Tied					
2019 Dell Tech Match Play	T9				167,000
G1: beat Hideki Matsuyama, 4 and 3					
G2: beat Dustin Johnson, 1 Up					
G3: beat Chez Reavie, 2 and 1					
R4: lost to Sergio Garcia, 1 Up					
					642,829

Mexico Championship

2012 Cadillac Championship	T35	78-72-64-70	284	-4	60,500
2013 Cadillac Championship	T49	73-74-72-72	291	+3	54,500
2014 Cadillac Championship	T40	75-74-69-77	295	+7	63,500
2015 Cadillac Championship	54	75-74-72-75	296	+8	52,000
2016 Cadillac Championship	T23	73-73-74-68	288	E	91,000
2017 Mexico Championship	T32	73-69-68-73	283	-1	70,500
2018 Mexico Championship	T30	72-69-73-68	282	-2	81,429
2019 Mexico Championship	T33	71-71-69-71	282	-2	78,000
					551,429

FedEx St. Jude Invitational

2012 Bridgestone Invit'l	T36	72-70-66-74	282	+2	62,500
2013 Bridgestone Invit'l	T65	70-75-70-78	293	+13	42,800
2014 Bridgestone Invit'l	T23	69-71-67-70	277	-3	82,000
2015 Bridgestone Invit'l	T17	73-69-67-70	279	-1	88,500
2016 Bridgestone Invit'l	T10	69-72-71-68	280	E	167,750
2017 Bridgestone Invit'l	T28	71-69-71-68	279	-1	73,563
2018 Bridgestone Invit'l	T63	73-74-71-69	287	+7	49,750
					566,863

HSBC Champions

2012 HSBC Champions	T62	75-76-70-70	291	+3	32,500
2014 HSBC Champions	T39	77-71-67-69	284	-4	58,000
2016 HSBC Champions	T5	63-71-70-68	272	-16	276,500
2017 HSBC Champions	T30	73-75-71-67	286	-2	72,000
2018 HSBC Champions	T15	74-69-72-69	284	-4	107,900
2019 HSBC Champions	T41	72-71-76-75	294	+6	65,000
					611,900
					TOTAL \$2,373,020



LANTO GRIFFIN

United States



HEIGHT: 6-3
WEIGHT: 190
BIRTHDATE: June 15, 1988
BIRTHPLACE: Mount Shasta, California
RESIDENCE: Ponte Vedra Beach, Florida
TURNED PROFESSIONAL: 2010

PGA TOUR VICTORIES (1): 2020 Houston Open.

KORN FERRY TOUR VICTORIES (2): 2017 Nashville Golf Open. 2019 Robert Trent Jones Golf.

WORLD GOLF CHAMPIONSHIPS CAREER SUMMARY

Tournament	Position	Total Score	Total Score	Par	Money
------------	----------	-------------	-------------	-----	-------

No previous World Golf Championships competition.



JUSTIN HARDING

South Africa



HEIGHT: 6-0
WEIGHT: 176
BIRTHDATE: February 09, 1986
BIRTHPLACE: Somerset West, Western Cape, South Africa
RESIDENCE: Cape Town, South Africa
TURNED PROFESSIONAL:

BEST PGA TOUR CAREER FINISH: 10-2019 AT&T Byron Nelson.

INTERNATIONAL VICTORIES (1): 2019 Commercial Bank Qatar Masters.

WORLD GOLF CHAMPIONSHIPS CAREER SUMMARY

Tournament	Position	Total Score	Total Score	Par	Money
Dell Technologies Match Play (2-1-0)					
2019 Dell Tech Match Play	T17				108,429
G1: beat Matthew Fitzpatrick, 1 Up					
G2: lost to Rory McIlroy, 3 and 2					
G3: beat Luke List, 2 Up					
					108,429
FedEx St. Jude Invitational					
2019 FedEx St Jude Invit'l	T43	72-70-64-74	280	E	70,000
					70,000
HSBC Champions					
2019 HSBC Champions	T46	76-71-72-77	296	+8	59,000
2020 HSBC Champions	T53	75-74-71-70	290	+2	52,875
					111,875
			TOTAL		\$290,304



TYRRELL HATTON

England



HEIGHT: 5-9
WEIGHT: 161
BIRTHDATE: October 14, 1991
BIRTHPLACE: High Wycombe, Buckinghamshire, England
RESIDENCE: Marlow, Buckinghamshire, England
TURNED PROFESSIONAL: 2011

BEST PGA TOUR CAREER FINISH: 3-2018 WGC-Mexico Championship.

INTERNATIONAL VICTORIES (4): 2016 Alfred Dunhill Links Championship [Eur]. 2017 Italian Open [Eur], Alfred Dunhill Links Championship [Eur]. 2019 Turkish Airlines Open.

WORLD GOLF CHAMPIONSHIPS CAREER SUMMARY

Tournament	Position	Total Score	Total Score	Par	Money
Dell Technologies Match Play (6-4-1)					
2017 Dell Tech Match Play	T17				93,308
G1: beat Charles Howell III, 2 and 1					
G2: beat Jeunghun Wang, 2 Up					
G3: lost to Rafa Cabrera Bello, 2 and 1					
2018 Dell Tech Match Play	T9				163,000
G1: beat Alexander Levy, 3 and 2					
G2: beat Brendan Steele, 3 and 2					
G3: lost to Charley Hoffman, 3 and 2					
R4: lost to Cameron Smith, 2 and 1					
2019 Dell Tech Match Play	T9				167,000
G1: beat Rafa Cabrera Bello, 4 and 3					
G2: tied Xander Schauffele, Tied					
G3: beat Lee Westwood, 3 and 1					
R4: lost to Matt Kuchar, 4 and 3					
					423,308

Mexico Championship

2017 Mexico Championship	10	70-67-68-70	275	-9	166,000
2018 Mexico Championship	T3	70-68-64-67	269	-15	510,500
2019 Mexico Championship	T19	67-70-72-70	279	-5	103,750
					780,250

FedEx St. Jude Invitational

2017 Bridgestone Invit'l	T36	72-71-69-69	281	+1	68,000
2018 Bridgestone Invit'l	T28	68-67-72-71	278	-2	81,250
2019 FedEx St Jude Invit'l	T43	66-71-69-74	280	E	70,000
					219,250

HSBC Champions

2016 HSBC Champions	T54	70-76-70-70	286	-2	47,500
2017 HSBC Champions	T23	70-76-67-71	284	-4	80,167
2018 HSBC Champions	T11	68-70-71-74	283	-5	140,000
2019 HSBC Champions	T22	72-70-74-73	289	+1	86,500
2020 HSBC Champions	T14	72-73-68-65	278	-10	127,000
					481,167
	TOTAL				\$1,903,974



BENJAMIN HEBERT

France



HEIGHT: 6-1
BIRTHDATE: February 19, 1987
BIRTHPLACE: Brive, France
RESIDENCE: El Tarter, Andorra
TURNED PROFESSIONAL: 2009

BEST PGA TOUR CAREER FINISH: 41-2019 The Open Championship.

WORLD GOLF CHAMPIONSHIPS CAREER SUMMARY

Tournament	Position	Total Score	Total Score	Par	Money
HSBC Champions					
2020 HSBC Champions	T65	70-74-77-73	294	+6	48,125
					48,125
			TOTAL		\$48,125



SCOTT HEND

Australia



HEIGHT: 6-0
WEIGHT: 180
BIRTHDATE: August 15, 1973
BIRTHPLACE: Townsville, Queensland, Australia
RESIDENCE: Ponte Vedra Beach, Florida
TURNED PROFESSIONAL: 1998

BEST PGA TOUR CAREER FINISH: 3-2004 BellSouth Classic.

INTERNATIONAL VICTORIES (14): 1999 South Australian PGA Championship [Aus]. 2000 Southern Classic [Aus]. 2002 Victoria Open [Can]. 2003 Southern Classic [Aus], Queensland Open [Aus]. 2008 Indonesia President Invitational [Asia]. 2012 ISPS Handa Singapore Classic [Asia]. 2013 Chiangmai Golf Classic [Asia], Mercuries Taiwan Open [Asia], Macau Open [Asia]. 2014 Hong Kong Open [Eur]. 2015 2015 Venetian Macau Open [Asia]. 2016 True Thailand Classic [Eur]. 2019 Maybank Championship.

WORLD GOLF CHAMPIONSHIPS CAREER SUMMARY

Tournament	Position	Total Score	Total Score	Par	Money
Mexico Championship					
2014 Cadillac Championship	T16	72-76-73-71	292	+4	90,667
2016 Cadillac Championship	63	75-76-80-79	310	+22	49,000
2017 Mexico Championship	T65	76-71-73-73	293	+9	46,125
					185,792

FedEx St. Jude Invitational

2017 Bridgestone Invit'l	T10	70-69-63-73	275	-5	154,667
					154,667

HSBC Champions

2012 HSBC Champions	T24	70-74-67-68	279	-9	62,250
2014 HSBC Champions	T21	69-74-66-72	281	-7	75,100
2016 HSBC Champions	T19	68-69-67-73	277	-11	83,000
2017 HSBC Champions	T54	72-72-72-77	293	+5	49,250
2018 HSBC Champions	T62	71-68-78-77	294	+6	46,750
2020 HSBC Champions	T28	75-69-70-69	283	-5	76,667
					393,017

TOTAL \$733,475



LUCAS HERBERT

Australia



HEIGHT: 6-2
WEIGHT: 172
BIRTHDATE: May 12, 1995
BIRTHPLACE: Bendigo, Australia
RESIDENCE: Melbourne, Australia
TURNED PROFESSIONAL: 2015

BEST PGA TOUR CAREER FINISH: 51-2018 The Open Championship.

INTERNATIONAL VICTORIES (1): 2020 Omega Dubai Desert Classic.

WORLD GOLF CHAMPIONSHIPS CAREER SUMMARY

Tournament	Position	Total Score	Total Score	Par	Money
------------	----------	-------------	-------------	-----	-------

No previous World Golf Championships competition.



BILLY HORSCHTEL

United States



HEIGHT: 6-0
WEIGHT: 175
BIRTHDATE: December 07, 1986
BIRTHPLACE: Grant, Florida
RESIDENCE: Ponte Vedra Beach, Florida
TURNED PROFESSIONAL: 2009

PGA TOUR VICTORIES (5): 2013 Zurich Classic of New Or. 2014 BMW Championship, TOUR Championship. 2017 AT&T Byron Nelson. 2018 Zurich Classic of New Or.

WORLD GOLF CHAMPIONSHIPS CAREER SUMMARY

Tournament	Position	Total Score	Total Score	Par	Money
Dell Technologies Match Play (5-5-1)					
2014 Accenture Match Play	T17				99,000
R1: beat Jamie Donaldson, 6 and 5					
R2: lost to Jason Day, 22 holes					
2015 Cadillac Match Play	T17				85,824
G1: beat Brandt Snedeker, 5 and 4					
G2: beat Jason Dufner, 3 and 2					
G3: lost to Rory McIlroy, 20 holes					
2016 Dell Match Play	T38				63,000
G1: lost to Brooks Koepka, 3 and 2					
G2: beat Danny Willett, 3 and 2					
G3: lost to Jaco Van Zyl, 2 and 1					
2019 Dell Tech Match Play	T24				81,313
G1: tied Jordan Spieth, Tied					
G2: beat Bubba Watson, 2 and 1					
G3: lost to Kevin Na, 3 and 1					
					329,136

Mexico Championship

2014 Cadillac Championship	T50	77-78-71-73	299	+11	54,500
2015 Cadillac Championship	T46	72-75-75-72	294	+6	59,000
2016 Cadillac Championship	41	72-71-75-75	293	+5	69,000
2019 Mexico Championship	T45	68-76-70-71	285	+1	65,000
					247,500

FedEx St. Jude Invitational

2013 Bridgestone Invit'l	T44	74-74-72-66	286	+6	57,500
2015 Bridgestone Invit'l	T33	71-73-70-68	282	+2	67,500
2017 Bridgestone Invit'l	T74	76-78-77-68	299	+19	43,875
2019 FedEx St. Jude Invit'l	T9	67-66-69-70	272	-8	205,000
					373,875

HSBC Champions

2014 HSBC Champions	T34	71-69-72-71	283	-5	64,000
2015 HSBC Champions	T73	80-77-79-70	306	+18	40,500
2019 HSBC Champions	T11	68-72-71-73	284	-4	152,333
2020 HSBC Champions	T24	69-71-73-69	282	-6	85,000
					341,833
			TOTAL		\$1,292,344



CHARLES HOWELL III

United States



HEIGHT: 5-11
WEIGHT: 155
BIRTHDATE: June 20, 1979
BIRTHPLACE: Augusta, Georgia
RESIDENCE: Orlando, Florida
TURNED PROFESSIONAL: 2000

PGA TOUR VICTORIES (3): 2002 Michelob Championship. 2007 Nissan Open. 2019 The RSM Classic.

WORLD GOLF CHAMPIONSHIPS CAREER SUMMARY

Tournament	Position	Total Score	Total Score	Par	Money
Dell Technologies Match Play (11-12-1)					
2002 Accenture Match Play	T17				55,000
R1: beat Stewart Cink, 4 and 3					
R2: lost to Sergio Garcia, 1 down					
2003 Accenture Match Play	T33				30,000
R1: lost to Niclas Fasth, 1 Up					
2004 Accenture Match Play	T33				35,000
R1: lost to Ben Curtis, 1 Up					
2005 Accenture Match Play	T33				35,000
R1: lost to Nick O'Hern, 19 holes					
2006 Accenture Match Play	T33				35,000
R1: lost to Phil Mickelson, 1 Up					
2007 Accenture Match Play	T9				130,000
R1: beat Stuart Appleby, 4 and 3					
R2: beat Sergio Garcia, 4 and 3					
R3: lost to Justin Rose, 3 and 2					
2008 Accenture Match Play	T17				90,000
R1: beat Stephen Ames, 19 holes					
R2: lost to Colin Montgomerie, 1 Up					
2013 Accenture Match Play	T17				96,000
R1: beat Tiger Woods, 2 and 1					
R2: lost to Gonzalo Fernandez-Castaño, 6 and 5					
2017 Dell Tech Match Play	T9				158,000
G1: lost to Tyrrell Hatton, 2 and 1					
G2: beat Rafa Cabrera Bello, 1 Up					
G3: beat Jeunghun Wang, 2 and 1					
R4: lost to Jon Rahm, 6 and 4					

2018 Dell Tech Match Play	T9				163,000
G1: beat Phil Mickelson, 3 and 2					
G2: beat Rafa Cabrera Bello, 3 and 1					
G3: beat Satoshi Kodaira, 2 and 1					
R4: lost to Kiradech Aphibarnrat, 1 Up					
2019 Dell Tech Match Play	T24				81,313
G1: beat Cameron Smith, 2 and 1					
G2: tied Paul Casey, Tied					
G3: lost to Abraham Ancer, 5 and 3					
					908,313

Mexico Championship

2003 American Express	T21	76-75-65-70	286	+6	60,000
2004 American Express	T59	74-73-71-78	296	+8	34,250
2007 CA Championship	T16	69-71-71-75	286	-2	87,333
2008 CA Championship	T51	69-76-72-70	287	-1	44,750
2012 Cadillac Championship	T17	70-67-71-72	280	-8	92,000
2013 Cadillac Championship	T12	68-71-69-71	279	-9	113,750
2019 Mexico Championship	T14	69-68-73-67	277	-7	128,000
					560,083

FedEx St. Jude Invitational

2003 NEC Invitational	T21	72-68-74-66	280	E	52,500
2004 NEC Invitational	T9	71-67-68-70	276	-4	116,000
2007 Bridgestone Invit'l	T39	72-76-70-72	290	+10	51,000
2008 Bridgestone Invit'l	T27	68-70-70-72	280	E	60,000
2009 Bridgestone Invit'l	T29	71-72-68-70	281	+1	67,000
					346,500

HSBC Champions

2018 HSBC Champions	T15	72-67-71-74	284	-4	107,900
2020 HSBC Champions	T36	74-73-67-71	285	-3	70,500
					178,400
			TOTAL		\$1,993,296



SUNGJAE IM

South Korea



HEIGHT: 6-0
WEIGHT: 200
BIRTHDATE: March 30, 1998
BIRTHPLACE: Cheongju, South Korea
RESIDENCE: Jeju, South Korea
TURNED PROFESSIONAL: 2015

BEST PGA TOUR CAREER FINISH: 2-2020 Sanderson Farms Champ..

KORN FERRY TOUR VICTORIES (2): 2018 The Bahamas Great Exuma, WinCo Foods Portland Open.

INTERNATIONAL VICTORIES (1): 2019 Genesis Championship.

WORLD GOLF CHAMPIONSHIPS CAREER SUMMARY

Tournament	Position	Total Score	Total Score	Par	Money
HSBC Champions					
2020 HSBC Champions	T11	66-69-70-72	277	-11	155,000
					155,000
			TOTAL		\$155,000



SHUGO IMAHIRA

Japan



HEIGHT: 5-5
WEIGHT: 130
BIRTHDATE: October 2, 1992
BIRTHPLACE: Saitama, Japan
RESIDENCE: Johannesburg, South Africa
TURNED PROFESSIONAL: 2011

BEST PGA TOUR CAREER FINISH: 27-2019 WGC-FedEx St Jude Invit'l.

WORLD GOLF CHAMPIONSHIPS CAREER SUMMARY

Tournament	Position	Total Score	Total Score	Par	Money
Mexico Championship					
2019 Mexico Championship	T39	73-67-73-71	284	E	70,500
					70,500
FedEx St. Jude Invitational					
2019 FedEx St Jude Invit'l	T27	65-69-71-72	277	-3	86,250
					86,250
HSBC Champions					
2018 HSBC Champions	DQ	72-79	151	+7	0
					0
			TOTAL		\$156,750



RYO ISHIKAWA

Japan



HEIGHT: 5-9
WEIGHT: 155
BIRTHDATE: September 17, 1991
BIRTHPLACE: Saitama, Japan
RESIDENCE: Saitama, Japan
TURNED PROFESSIONAL: 2008

BEST PGA TOUR CAREER FINISH: **2-2012** Puerto Rico Open. **2-2014** Shriners Hospitals.

INTERNATIONAL VICTORIES (15): **2007** Munsingwear Open KSB Cup [Jpn]. **2008** Kansai Open, Mynavi ABC Championship [Jpn], Mizuno Open [Jpn], Sun Chlorella Open [Jpn], Fujisankei Classic [Jpn], Tokai Classic [Jpn]. **2010** The Crowns [Jpn], Fujisankei Classic [Jpn], Mitsui Sumitomo Visa Taiheiyō Masters [Jpn]. **2012** Mitsui Sumitomo Visa Taiheiyō Masters [Jpn]. **2014** Nagashima Shigeo Invitational Sega Sammy Cup [Jpn]. **2015** ANA Open [Jpn], Nippon Series JT Cup [Jpn]. **2019** Golf Nippon Series JT Cup.

WORLD GOLF CHAMPIONSHIPS CAREER SUMMARY

Tournament	Position	Total Score	Total Score	Par	Money
Dell Technologies Match Play (3-3-0)					
2010 Accenture Match Play	T9				140,000
R1: beat Michael Sim, 2 Up					
R2: beat Ross McGowan, 1 Up					
R3: lost to Thongchai Jaidee, 5 and 4					
2011 Accenture Match Play	T33				45,000
R1: lost to Charl Schwartzel, 20 holes					
2012 Accenture Match Play	T17				95,000
R1: beat Bill Haas, 1 Up					
R2: lost to Paul Lawrie, 1 Up					
					280,000

Mexico Championship

2011 Cadillac Championship	T42	65-76-70-78	289	+1	59,000
					59,000

FedEx St. Jude Invitational

2010 Bridgestone Invit'l	T53	71-73-72-68	284	+4	47,250
2011 Bridgestone Invit'l	T4	67-68-64-69	268	-12	332,500
2012 Bridgestone Invit'l	T50	71-72-70-73	286	+6	49,000
					428,750

HSBC Champions

2010 HSBC Champions	T41	72-71-71-75	289	+1	44,000
2014 HSBC Champions	T66	81-72-68-69	290	+2	42,875
2020 HSBC Champions	T67	69-79-74-73	295	+7	47,500
					212,375
			TOTAL		\$980,125



JAZZ JANEWATTANANOND

Thailand



HEIGHT: 5-9
BIRTHDATE: November 26, 1995
BIRTHPLACE: Bangkok, Thailand
RESIDENCE: Bangkok, Thailand
TURNED PROFESSIONAL: 2010

BEST PGA TOUR CAREER FINISH: **14-2019** PGA Championship. **14-2020** WGC-HSBC Champions.

INTERNATIONAL VICTORIES (9): **2013** Singha All Thailand Championship. **2016** Singha Classic. **2017** Bashundhara Bangladesh Open, Mahasamutr Masters, Singha Classic. **2018** Queen's Cup presented by Bangchak. **2019** Kolon Korea Open, SMBC Singapore Open, BNI Indonesian Masters.

WORLD GOLF CHAMPIONSHIPS CAREER SUMMARY

Tournament	Position	Total Score	Total Score	Par	Money
HSBC Champions					
2020 HSBC Champions	T14	70-69-69-70	278	-10	127,000
					127,000
			TOTAL		\$127,000



DUSTIN JOHNSON

United States



HEIGHT: 6-4
WEIGHT: 190
BIRTHDATE: June 22, 1984
BIRTHPLACE: Columbia, South Carolina
RESIDENCE: Jupiter, Florida
TURNED PROFESSIONAL: 2007

PGA TOUR VICTORIES (20): 2008 Turning Stone Champ., 2009 AT&T Pebble Beach. 2010 AT&T Pebble Beach, BMW Championship. 2011 The Barclays. 2012 FedEx St. Jude Classic. 2013 Hyundai T of C. 2014 WGC-HSBC Champions. 2015 WGC-Cadillac Championship. 2016 BMW Championship, U.S. Open, WGC-Bridgestone Invit'l. 2017 WGC-Dell Tech Match Play, WGC-Mexico Championship, THE NORTHERN TRUST, Genesis Open. 2018 RBC Canadian Open, Sentry T of C, FedEx St. Jude Classic. 2019 WGC-Mexico Championship.

INTERNATIONAL VICTORIES (2): 2019 Saudi International powered by SBIA [Eur], Saudi International powered by SBIA [Eur].

OTHER VICTORIES (1): 2010 Shark Shootout [with Ian Poulter].

WORLD GOLF CHAMPIONSHIPS CAREER SUMMARY

Tournament	Position	Total Score	Total Score	Par	Money
Dell Technologies Match Play (15-14-0)					
2009 Accenture Match Play	T33				45,000
R1: lost to Steve Stricker, 2 and 1					
2010 Accenture Match Play	T33				45,000
R1: lost to Camilo Villegas, 4 and 3					
2011 Accenture Match Play	T33				45,000
R1: lost to Mark Wilson, 19 holes					
2012 Accenture Match Play	T9				140,000
R1: beat Jim Furyk, 20 holes					
R2: beat Francesco Molinari, 7 and 5					
R3: lost to Mark Wilson, 4 and 3					
2013 Accenture Match Play	T33				46,000
R1: lost to Alex Noren, 6 and 4					
2014 Accenture Match Play	T33				48,000
R1: lost to Peter Hanson, 4 and 3					
2015 Cadillac Match Play	T17				85,824
G1: beat Matt Jones, 3 and 1					
G2: lost to Charl Schwartzel, 20 holes					
G3: beat Victor Dubuisson, 2 and 1					
2016 Dell Match Play	T5				290,000
G1: lost to Robert Streb, 3 and 2					
G2: beat Kiradech Aphibarnrat, 5 and 4					
G3: beat Jimmy Walker, 2 and 1					
R4: beat Patrick Reed, 3 and 2					
QF: lost to Louis Oosthuizen, 2 and 1					
2017 Dell Tech Match Play	1				1,660,000
G1: beat Webb Simpson, 5 and 3					
G2: beat Martin Kaymer, 3 and 2					
G3: beat Jimmy Walker, 5 and 3					
R4: beat Zach Johnson, 5 and 4					
QF: beat Alex Noren, 3 and 2					
SF: beat Hideto Tanihara, 1 Up					
Championship: beat Jon Rahm, 1 Up					

2018 Dell Tech Match Play	T59				50,250
G1: lost to Bernd Wiesberger, 3 and 1					
G2: lost to Adam Hadwin, 4 and 3					
G3: lost to Kevin Kisner, 4 and 3					
2019 Dell Tech Match Play	T40				62,500
G1: beat Chez Reavie, 4 and 3					
G2: lost to Branden Grace, 1 Up					
G3: lost to Hideki Matsuyama, 3 and 2					
					2,517,574

Mexico Championship					
2009 CA Championship	T35	70-66-71-76	283	-5	64,000
2010 CA Championship	T56	69-72-76-73	290	+2	45,500
2011 Cadillac Championship	2	69-69-65-71	274	-14	850,000
2012 Cadillac Championship	T35	75-68-73-68	284	-4	60,500
2013 Cadillac Championship	T12	68-69-70-72	279	-9	113,750
2014 Cadillac Championship	T4	69-74-73-72	288	E	395,000
2015 Cadillac Championship	1	68-73-69-69	279	-9	1,570,000
2016 Cadillac Championship	T14	72-64-71-79	286	-2	120,000
2017 Mexico Championship	1	70-66-66-68	270	-14	1,660,000
2018 Mexico Championship	T7	69-66-68-69	272	-12	239,750
2019 Mexico Championship	1	64-67-66-66	263	-21	1,745,000
					6,863,500

FedEx St. Jude Invitational					
2009 Bridgestone Invit'l	T22	70-71-70-69	280	E	74,429
2010 Bridgestone Invit'l	15	72-65-68-71	276	-4	96,000
2011 Bridgestone Invit'l	T48	73-69-70-71	283	+3	49,300
2012 Bridgestone Invit'l	T19	69-68-73-68	278	-2	82,000
2013 Bridgestone Invit'l	T33	72-69-75-67	283	+3	68,000
2015 Bridgestone Invit'l	T53	69-67-75-76	287	+7	48,167
2016 Bridgestone Invit'l	1	69-73-66-66	274	-6	1,620,000
2017 Bridgestone Invit'l	T17	68-75-68-66	277	-3	95,500
2018 Bridgestone Invit'l	T3	69-71-66-64	270	-10	510,000
2019 FedEx St. Jude Invit'l	T20	69-69-69-68	275	-5	113,500
					2,756,895

HSBC Champions					
2012 HSBC Champions	T39	67-68-84-66	285	-3	47,000
2014 HSBC Champions	1	69-63-66-66	264	-24	1,400,000
2016 HSBC Champions	T5	65-71-65-71	272	-16	276,500
2017 HSBC Champions	T35	74-74-70-69	287	-1	67,000
2018 HSBC Champions	T2	68-63-68-77	276	-12	679,667
2019 HSBC Champions	T30	74-73-73-71	291	+3	74,500
					2,544,667
TOTAL					\$14,682,635



SUNG KANG

South Korea



HEIGHT: 5-8
WEIGHT: 165
BIRTHDATE: June 04, 1987
BIRTHPLACE: Jeju, South Korea
RESIDENCE: Seoul, South Korea; Irving, Texas
TURNED PROFESSIONAL: 2007

PGA TOUR VICTORIES (1): 2019 AT&T Byron Nelson.

INTERNATIONAL VICTORIES (2): 2013 CJ Invitational Hosted by K.J. Choi [OneAsia], Kolon Korea Open [OneAsia].

WORLD GOLF CHAMPIONSHIPS CAREER SUMMARY

Tournament	Position	Total Score	Total Score	Par	Money
FedEx St. Jude Invitational					
2019 FedEx St. Jude Invit'l	60	69-75-73-74	291	+11	55,000
					55,000

TOTAL \$55,000



MARCUS KINHULT

Sweden



Height: 6-0
Birthdate: July 24, 1996
Birthplace: Fiskebackskil, Sweden
Residence: Fiskebackskil, Sweden
Turned Professional: 2015

BEST PGA TOUR CAREER FINISH: 32-2019 U.S. Open.

INTERNATIONAL VICTORIES (1): 2019 Betfred British Masters.

WORLD GOLF CHAMPIONSHIPS CAREER SUMMARY

Tournament	Position	Total Score	Total Score	Par	Money
No previous World Golf Championships competition.					



KEVIN KISNER

United States



HEIGHT: 5-10
WEIGHT: 165
BIRTHDATE: February 15, 1984
BIRTHPLACE: Aiken, South Carolina
RESIDENCE: Aiken, South Carolina
TURNED PROFESSIONAL: 2006

PGA TOUR VICTORIES (3): 2016 The RSM Classic. 2017 DEAN & DELUCA Inv'tl. 2019 WGC-Dell Tech Match Play.

KORN FERRY TOUR VICTORIES (2): 2010 Mylan Classic. 2013 Chile Classic.

WORLD GOLF CHAMPIONSHIPS CAREER SUMMARY

Tournament	Position	Total Score	Total Score	Par	Money
Dell Technologies Match Play (14-5-1)					
2016 Dell Match Play	T38				63,000
G1: beat Søren Kjeldsen, 2 and 1					
G2: lost to Rafa Cabrera Bello, 4 and 3					
G3: lost to Hideki Matsuyama, 3 and 2					
2017 Dell Tech Match Play	T17				93,308
G1: lost to Brooks Koepka, 6 and 5					
G2: beat Patrick Reed, 1 Up					
G3: beat Jason Dufner, 2 and 1					
2018 Dell Tech Match Play	2				1,072,000
G1: tied Adam Hadwin, Tied					
G2: beat Bernd Wiesberger, 5 and 4					
G3: beat Dustin Johnson, 4 and 3					
R4: beat Matt Kuchar, 1 Up					
QF: beat Ian Poulter, 8 and 6					
SF: beat Alex Noren, 19 holes					
Championship: lost to Bubba Watson, 7 and 6					
2019 Dell Tech Match Play	1				1,745,000
G1: lost to Ian Poulter, 1 Up					
G2: beat Tony Finau, 2 Up					
G3: beat Keith Mitchell, 2 and 1					
R4: beat Haotong Li, 6 and 5					
QF: beat Louis Oosthuizen, 2 and 1					
SF: beat Francesco Molinari, 1 Up					
Championship: beat Matt Kuchar, 3 and 2					
					2,973,308

Mexico Championship

2016 Cadillac Championship	T23	75-69-72-72	288	E	91,000
2017 Mexico Championship	11	72-68-68-68	276	-8	154,000
2018 Mexico Championship	29	70-71-66-74	281	-3	88,000
2019 Mexico Championship	T27	73-67-70-71	281	-3	85,000
					418,000

FedEx St. Jude Invitational

2015 Bridgestone Invit'l	T37	73-69-73-68	283	+3	63,000
2016 Bridgestone Invit'l	T16	69-70-72-71	282	+2	105,200
2017 Bridgestone Invit'l	T28	67-73-73-66	279	-1	73,563
2018 Bridgestone Invit'l	T39	74-68-68-71	281	+1	66,250
2019 FedEx St. Jude Invit'l	T27	77-67-66-67	277	-3	86,250
					394,263

HSBC Champions

2016 HSBC Champions	2	64-66-70-70	270	-18	850,000
2017 HSBC Champions	T70	72-80-69-78	299	+11	43,625
2020 HSBC Champions	T28	72-67-67-77	283	-5	76,667
					970,292
TOTAL					\$4,755,862



KURT KITAYAMA

United States



HEIGHT: 5-7
WEIGHT: 170
BIRTHDATE: January 14, 1993
BIRTHPLACE: Chico, California
RESIDENCE: Henderson, Nevada
TURNED PROFESSIONAL: 2015

BEST PGA TOUR CAREER FINISH: 17-2017 Puerto Rico Open.

INTERNATIONAL VICTORIES (2): 2018 Afrasia Bank Mauritius Open at Anahita. 2019 Oman Open.

WORLD GOLF CHAMPIONSHIPS CAREER SUMMARY

Tournament	Position	Total Score	Total Score	Par	Money
HSBC Champions					
2020 HSBC Champions	T28	70-72-73-68	283	-5	76,667
					76,667
			TOTAL		\$76,667



JASON KOKRAK

United States



HEIGHT: 6-4
WEIGHT: 225
BIRTHDATE: May 22, 1985
BIRTHPLACE: North Bay, Ontario, Canada
RESIDENCE: Cleveland, Ohio
TURNED PROFESSIONAL: 2008

BEST PGA TOUR CAREER FINISH: 2-2012 Frys.com Open. 2-2016 Northern Trust Open. 2-2019 Valspar Championship.

KORN FERRY TOUR VICTORIES (2): 2011 Albertsons Boise Open, Miccosukee Championship.

WORLD GOLF CHAMPIONSHIPS CAREER SUMMARY

Tournament	Position	Total Score	Total Score	Par	Money
HSBC Champions					
2017 HSBC Champions	T16	70-73-67-71	281	-7	103,667
2020 HSBC Champions	T8	69-70-66-71	276	-12	200,333
					304,000
			TOTAL		\$304,000



MATT KUCHAR

United States



HEIGHT: 6-4
WEIGHT: 195
BIRTHDATE: June 21, 1978
BIRTHPLACE: Winter Park, Florida
RESIDENCE: St. Simons Island, Georgia
TURNED PROFESSIONAL: 2000

PGA TOUR VICTORIES (9): **2002** The Honda Classic. **2009** Turning Stone Champ.. **2010** The Barclays. **2012** THE PLAYERS Championship. **2013** WGC-Accenture Match Play, the Memorial Tournament. **2014** RBC Heritage. **2019** Sony Open in Hawaii, Mayakoba Golf Classic.

KORN FERRY TOUR VICTORIES (1): **2006** Henrico County Open.

INTERNATIONAL VICTORIES (3): **2011** OMEGA Mission Hills World Cup [with Gary Woodland]. **2015** Fiji International [OneAsia]. **2020** SMBC Singapore Open.

OTHER VICTORIES (3): **2011** CVS Caremark Charity Classic [with Zach Johnson]. **2013** Franklin Templeton Shootout [with Harris English]. **2016** Franklin Templeton Shootout [with Harris English].

WORLD GOLF CHAMPIONSHIPS CAREER SUMMARY

Tournament	Position	Total Score	Total Score	Par	Money
Dell Technologies Match Play (28-10-4)					
2010 Accenture Match Play	T17				95,000
R1: beat Anthony Kim, 3 and 2					
R2: lost to Jeev Milkha Singh, 1 Up					
2011 Accenture Match Play	3				600,000
R1: beat Anders Hansen, 22 holes					
R2: beat Bo Van Pelt, 3 and 2					
R3: beat Rickie Fowler, 2 and 1					
QF: beat Y.E. Yang, 2 and 1					
SF: lost to Luke Donald, 6 and 5					
Championship: beat Bubba Watson, 2 and 1					
2012 Accenture Match Play	T5				270,000
R1: beat Jonathan Byrd, 1 Up					
R2: beat Bubba Watson, 3 and 2					
R3: beat Martin Kaymer, 4 and 3					
QF: lost to Hunter Mahan, 6 and 5					
2013 Accenture Match Play	1				1,500,000
R1: beat Hiroyuki Fujita, 3 and 2					
R2: beat Sergio Garcia, 2 and 1					
R3: beat Nicolas Colsaerts, 4 and 3					
QF: beat Robert Garrigus, 3 and 2					
SF: beat Jason Day, 4 and 3					
Consolation: beat Hunter Mahan, 2 and 1					
2014 Accenture Match Play	T9				148,000
R1: beat Bernd Wiesberger, 3 and 2					
R2: beat Ryan Moore, 1 Up					
R3: lost to Jordan Spieth, 2 and 1					
2015 Cadillac Match Play	T34				63,500
G1: lost to Ben Martin, 1 Up					
G2: beat Stephen Gallacher, 3 and 2					
G3: lost to Hunter Mahan, 5 and 4					
2016 Dell Match Play	T9				152,000
G1: beat Anirban Lahiri, 6 and 5					
G2: tied Fabián Gómez, Tied					
G3: beat Justin Rose, 3 and 2					
R4: lost to Brooks Koepka, 1 Up					
2017 Dell Tech Match Play	T30				74,000
G1: tied Brendan Steele, Tied					
G2: lost to Zach Johnson, 1 Up					
G3: beat Tommy Fleetwood, 4 and 2					
2018 Dell Tech Match Play	T9				163,000
G1: tied Zach Johnson, Tied					
G2: beat Yuta Ikeda, 1 Up					
G3: beat Ross Fisher, 6 and 4					
R4: lost to Kevin Kisner, 1 Up					
2019 Dell Tech Match Play	2				1,095,000
G1: beat J.B. Holmes, 3 and 1					
G2: beat Si Woo Kim, 6 and 4					
G3: tied Jon Rahm, Tied					
R4: beat Tyrrell Hatton, 4 and 3					
QF: beat Sergio Garcia, 2 Up					
SF: beat Lucas Bjerregaard, 1 Up					
Consolation: lost to Kevin Kisner, 3 and 2					
					4,160,500

Mexico Championship

2010 CA Championship	T3	71-71-67-68	277	-11	426,667
2011 Cadillac Championship	5	68-69-68-71	276	-12	350,000
2012 Cadillac Championship	T8	72-67-66-72	277	-11	165,000
2013 Cadillac Championship	T35	72-72-72-71	287	-1	68,500
2014 Cadillac Championship	T13	69-74-74-74	291	+3	110,000
2015 Cadillac Championship	T23	73-75-70-72	290	+2	83,000
2016 Cadillac Championship	T28	70-78-70-72	290	+2	79,429
2017 Mexico Championship	T20	68-71-67-73	279	-5	91,333
2018 Mexico Championship	T58	74-74-73-71	292	+8	55,500
2019 Mexico Championship	50	66-67-79-74	286	+2	62,000
					1,491,429

FedEx St. Jude Invitational

2002 NEC Invitational	T38	71-68-71-75	285	+1	37,250
2010 Bridgestone Invit'l	T9	69-67-66-73	275	-5	125,833
2011 Bridgestone Invit'l	T19	71-69-65-71	276	-4	85,000
2012 Bridgestone Invit'l	T8	70-70-70-66	276	-4	128,750
2013 Bridgestone Invit'l	T27	72-71-69-70	282	+2	73,500
2014 Bridgestone Invit'l	T12	71-66-72-65	274	-6	115,000
2015 Bridgestone Invit'l	T25	72-68-72-68	280	E	74,667
2016 Bridgestone Invit'l	T3	69-72-70-66	277	-3	449,250
2017 Bridgestone Invit'l	T17	71-72-66-68	277	-3	95,500
2018 Bridgestone Invit'l	T14	68-70-67-69	274	-6	128,250
2019 FedEx St. Jude Invit'l	T43	70-70-71-69	280	E	70,000
					1,383,000

HSBC Champions

2017 HSBC Champions	T21	73-66-68-76	283	-5	88,000
2018 HSBC Champions	T31	67-70-72-78	287	-1	72,000
					232,000
TOTAL					\$7,266,929



PABLO LARRAZABAL

Spain



HEIGHT: 5-10
WEIGHT: 165
BIRTHDATE: May 15, 1983
BIRTHPLACE: Barcelona, Spain
RESIDENCE: Barcelona, Spain
TURNED PROFESSIONAL: 2004

BEST PGA TOUR CAREER FINISH: 14-2015 WGC-HSBC Champions.

INTERNATIONAL VICTORIES (5): 2008 Open de France Alstom [Eur]. 2011 BMW International Open [Eur]. 2014 Abu Dhabi HSBC Golf Championship [Eur]. 2015 BMW International Open [Eur]. 2019 Alfred Dunhill Championship.

WORLD GOLF CHAMPIONSHIPS CAREER SUMMARY

Tournament	Position	Total Score	Total Score	Par	Money
Dell Technologies Match Play (0-1-0)					
2014 Accenture Match Play	T33				48,000
R1: lost to Jordan Spieth, 1 Up					48,000

Mexico Championship

2009 CA Championship	79	76-71-75-77	299	+11	35,250
2012 Cadillac Championship	T66	76-73-71-75	295	+7	39,750
2017 Mexico Championship	T72	73-73-75-78	299	+15	44,250
					119,250

FedEx St. Jude Invitational

2008 Bridgestone Invit'l	76	72-75-71-76	294	+14	32,000
2011 Bridgestone Invit'l	74	66-76-74-79	295	+15	37,000
2014 Bridgestone Invit'l	T63	71-74-77-70	292	+12	44,250
2015 Bridgestone Invit'l	T50	72-70-69-75	286	+6	51,000
					164,250

HSBC Champions

2011 HSBC Champions	T20	70-69-70-72	281	-7	71,000
2015 HSBC Champions	T14	75-72-69-68	284	-4	89,833
					160,833
			TOTAL		\$492,333



TAE HEE LEE

South Korea



HEIGHT: 5-10
WEIGHT: 172
BIRTHDATE: May 26, 1984
BIRTHPLACE: Seoul, South Korea
RESIDENCE: **TURNED PROFESSIONAL:** 2004

BEST PGA TOUR CAREER FINISH: 55-2019 THE CJ CUP @ NINE BRIDGES.

WORLD GOLF CHAMPIONSHIPS CAREER SUMMARY

Tournament	Position	Total Score	Total Score	Par	Money
HSBC Champions					
2020 HSBC Champions	T65	75-73-73-73	294	+6	48,125
					48,125



MARC LEISHMAN

Australia



HEIGHT: 6-2
WEIGHT: 200
BIRTHDATE: October 24, 1983
BIRTHPLACE: Warrnambool, Victoria, Australia
RESIDENCE: Virginia Beach, Virginia
TURNED PROFESSIONAL: 2005

PGA TOUR VICTORIES (5): 2012 Travelers Championship. 2017 BMW Championship, Arnold Palmer Inv'tl. 2019 CIMB Classic. 2020 Farmers Insurance Open.

KORN FERRY TOUR VICTORIES (1): 2008 WNB Golf Classic.

INTERNATIONAL VICTORIES (5): 2006 Queensland Cairns Classic [Aus], Toyota Southern Classic [Aus], Jisan Resort Open [Kor]. 2007 Toyota Southern Classic [Aus]. 2015 Nedbank Golf Challenge [Eur].

WORLD GOLF CHAMPIONSHIPS CAREER SUMMARY

Tournament	Position	Total Score	Total Score	Par	Money
Dell Technologies Match Play (8-9-2)					
2014 Accenture Match Play	T33				48,000
R1: lost to Sergio Garcia, 22 holes					
2015 Cadillac Match Play	T9				150,000
G1: beat Justin Rose, 3 and 2					
G2: beat Ryan Palmer, 4 and 3					
G3: beat Anirban Lahiri, 1 Up					
R4: lost to Gary Woodland, 2 and 1					
2016 Dell Match Play	T51				52,000
G1: tied Ryan Moore, Tied					
G2: lost to Lee Westwood, 1 Up					
G3: lost to Sergio Garcia, 5 and 4					
2017 Dell Tech Match Play	T9				158,000
G1: beat Lee Westwood, 3 and 2					
G2: lost to Pat Perez, 2 and 1					
G3: beat Jason Day,					
R4: lost to Phil Mickelson, 4 and 3					
2018 Dell Tech Match Play	T52				54,214
G1: lost to Julian Suri, 3 and 2					
G2: lost to Bubba Watson, 3 and 2					
G3: tied Branden Grace, Tied					

2019 Dell Tech Match Play	T9				167,000
G1: beat Kiradech Aphibarnrat, 2 Up					
G2: beat Russell Knox, 2 Up					
G3: beat Bryson DeChambeau, 5 and 4					
R4: lost to Louis Oosthuizen, 2 and 1					
					629,214

Mexico Championship

2010 CA Championship	T63	78-73-71-72	294	+6	41,250
2016 Cadillac Championship	T28	73-73-69-75	290	+2	79,429
2018 Mexico Championship	T37	69-68-69-77	283	-1	73,000
2019 Mexico Championship	T62	77-75-69-72	293	+9	50,500
					244,179

FedEx St. Jude Invitational

2012 Bridgestone Invit'l	T45	70-72-70-73	285	+5	53,000
2014 Bridgestone Invit'l	3	64-69-68-67	268	-12	522,000
2015 Bridgestone Invit'l	T33	72-70-70-70	282	+2	67,500
2016 Bridgestone Invit'l	55	76-72-75-77	300	+20	55,000
2017 Bridgestone Invit'l	T41	73-71-70-69	283	+3	63,000
2018 Bridgestone Invit'l	T14	65-69-67-73	274	-6	128,250
2019 FedEx St. Jude Invit'l	3	69-69-63-67	268	-12	602,000
					1,490,750

HSBC Champions

2012 HSBC Champions	T18	73-68-65-70	276	-12	75,000
2015 HSBC Champions	9	72-71-69-69	281	-7	158,000
2016 HSBC Champions	T11	69-72-65-68	274	-14	106,167
2018 HSBC Champions	T38	71-79-68-71	289	+1	64,500
					403,667
TOTAL					\$2,767,810



ZANDER LOMBARD

South Africa



HEIGHT: 6-0
BIRTHDATE: January 18, 1995
BIRTHPLACE: Pretoria, South Africa
RESIDENCE: Pretoria, South Africa
TURNED PROFESSIONAL: 2015

BEST PGA TOUR CAREER FINISH: 66-2016 The Open Championship.

WORLD GOLF CHAMPIONSHIPS CAREER SUMMARY

Tournament	Position	Total Score	Total Score	Par	Money
HSBC Champions					
2020 HSBC Champions	72	73-73-74-78	298	+10	46,500
					46,500
TOTAL					\$46,500



MICHAEL LORENZO-VERA

France

HEIGHT: 5-11
BIRTHDATE: January 28, 1985
BIRTHPLACE: Biarritz, France
RESIDENCE: Montpellier, France
TURNED PROFESSIONAL: 2005

BEST PGA TOUR CAREER FINISH: 16-2019 PGA Championship.

WORLD GOLF CHAMPIONSHIPS CAREER SUMMARY

Tournament	Position	Total Score	Total Score	Par	Money
HSBC Champions					
2018 HSBC Champions	T67	71-71-77-77	296	+8	45,625
2020 HSBC Champions	T38	70-74-72-70	286	-2	67,000
					112,625
			TOTAL		\$112,625



SHANE LOWRY

Ireland

HEIGHT: 6-1
WEIGHT: 216
BIRTHDATE: April 02, 1987
BIRTHPLACE: Clara, County Offaly, Ireland
RESIDENCE: Dublin, Ireland
TURNED PROFESSIONAL: 2009

PGA TOUR VICTORIES (2): 2015 WGC-Bridgestone Invit'l. 2019 The Open Championship.

INTERNATIONAL VICTORIES (4): 2009 The 3 Irish Open [Eur]. 2012 Portugal Masters [Eur]. 2019 Abu Dhabi HSBC Championship presented by EGA [Eur], Abu Dhabi HSBC Championship presented by EGA [Eur].

WORLD GOLF CHAMPIONSHIPS CAREER SUMMARY

Tournament	Position	Total Score	Total Score	Par	Money
Dell Technologies Match Play (4-8-3)					
2013 Accenture Match Play	T9				144,000
R1: beat Rory McIlroy, 1 Up					
R2: beat Carl Pettersson, 6 and 5					
R3: lost to Graeme McDowell, 3 and 2					
2015 Cadillac Match Play	T34				63,500
G1: beat Graeme McDowell, 1 Up					
G2: lost to Rickie Fowler, 1 Up					
G3: lost to Harris English, 1 Up					
2016 Dell Match Play	T51				52,000
G1: lost to Martin Kaymer, 1 Up					
G2: tied Marcus Fraser, Tied					
G3: lost to Zach Johnson, 4 and 3					
2017 Dell Tech Match Play	T51				54,071
G1: tied Sergio Garcia, Tied					
G2: lost to Jon Rahm, 2 and 1					
G3: lost to Kevin Chappell, 1 Up					
2019 Dell Tech Match Play	T24				81,313
G1: lost to Sergio Garcia, 4 and 2					
G2: tied Patrick Reed, Tied					
G3: beat Andrew Putnam, 3 and 2					
					394,884

Mexico Championship

2015 Cadillac Championship	T17	71-74-70-74	289	+1	97,500
2016 Cadillac Championship	T35	71-73-75-73	292	+4	72,500
2019 Mexico Championship	T62	70-76-72-75	293	+9	50,500
					220,500

FedEx St. Jude Invitational

2009 Bridgestone Invit'l	77	78-78-72-72	300	+20	36,000
2013 Bridgestone Invit'l	T48	72-76-70-69	287	+7	53,000
2015 Bridgestone Invit'l	1	70-66-67-66	269	-11	1,570,000
2016 Bridgestone Invit'l	T36	76-72-70-68	286	+6	73,500
					1,732,500

HSBC Champions

2012 HSBC Champions	32	66-68-72-75	281	-7	55,000
2015 HSBC Champions	34	78-69-74-68	289	+1	65,000
2016 HSBC Champions	T68	74-75-72-71	292	+4	42,375
2017 HSBC Champions	T23	74-68-65-77	284	-4	80,167
2020 HSBC Champions	T43	72-72-72-71	287	-1	63,000
					363,542
			TOTAL		\$2,711,426



ROBERT MACINTYRE

Scotland



HEIGHT: 5-11
BIRTHDATE: August 3, 1996
BIRTHPLACE: Oban, Scotland
TURNED PROFESSIONAL: 2017

BEST PGA TOUR CAREER FINISH: 6-2019 The Open Championship.

WORLD GOLF CHAMPIONSHIPS CAREER SUMMARY

Tournament	Position	Total Score	Total Score	Par	Money
HSBC Champions					
2020 HSBC Champions	T17	70-69-73-67	279	-9	111,000
					111,000
			TOTAL		\$111,000



HIDEKI MATSUYAMA

Japan



HEIGHT: 5-11
WEIGHT: 198
BIRTHDATE: February 25, 1992
BIRTHPLACE: Ehime, Japan
RESIDENCE: Sendai, Japan
TURNED PROFESSIONAL: 2013

PGA TOUR VICTORIES (5): 2014 the Memorial Tournament. 2016 Waste Management Phoenix. 2017 WGC-HSBC Champions, Waste Management Phoenix, WGC-Bridgestone Invit'.

INTERNATIONAL VICTORIES (8): 2011 Mitsui Sumitomo Visa Taiheiyō [Jpn]. 2013 Tsuruya Open [Jpn], Diamond Cup Golf [Jpn], Fujisankei Classic [Jpn], Casio World Open [Jpn]. 2014 Dunlop Phoenix [Jpn]. 2016 Japan Open Golf Championship [Jpn], Taiheiyō Masters [Jpn].

OTHER VICTORIES (1): 2016 Hero World Challenge.

WORLD GOLF CHAMPIONSHIPS CAREER SUMMARY

Tournament	Position	Total Score	Total Score	Par	Money
Dell Technologies Match Play (8-8-2)					
2014 Accenture Match Play	T17				99,000
					R1: beat Martin Kaymer, 2 and 1
					R2: lost to Graeme McDowell, 1 Up
2015 Cadillac Match Play	T9				150,000
					G1: beat Alexander Levy, 5 and 4
					G2: beat Joost Luiten, 2 Up
					G3: beat Kevin Na, 5 and 4
					R4: lost to Rory McIlroy, 6 and 5
2016 Dell Match Play	T18				90,900
					G1: lost to Rafa Cabrera Bello, 1 Up
					G2: beat Søren Kjeldsen, 4 and 2
					G3: beat Kevin Kisner, 3 and 2
2017 Dell Tech Match Play	T51				54,071
					G1: tied Jim Furyk, Tied
					G2: lost to Ross Fisher, 2 and 1
					G3: lost to Louis Oosthuizen, 6 and 4
2018 Dell Tech Match Play	T36				65,500
					G1: beat Yusaku Miyazato, 2 and 1
					G2: lost to Cameron Smith, 1 Up
					G3: lost to Patrick Cantlay, 4 and 3
2019 Dell Tech Match Play	T24				81,313
					G1: lost to Branden Grace, 4 and 3
					G2: tied Chez Reavie, Tied
					G3: beat Dustin Johnson, 3 and 2
					540,784

Mexico Championship

2014 Cadillac Championship	T34	72-77-71-74	294	+6	68,500
2015 Cadillac Championship	T23	76-72-72-70	290	+2	83,000
2016 Cadillac Championship	T35	70-81-68-73	292	+4	72,500
2017 Mexico Championship	T25	72-72-66-71	281	-3	81,000
2019 Mexico Championship	T19	72-70-67-70	279	-5	103,750
					408,750

FedEx St. Jude Invitational

2013 Bridgestone Invit'l	T21	72-68-70-71	281	+1	81,167
2014 Bridgestone Invit'l	T12	70-71-65-68	274	-6	115,000
2015 Bridgestone Invit'l	T37	69-75-73-66	283	+3	63,000
2016 Bridgestone Invit'l	T42	70-79-73-67	289	+9	66,500
2017 Bridgestone Invit'l	1	69-67-67-61	264	-16	1,660,000
2018 Bridgestone Invit'l	T39	67-72-70-72	281	+1	66,250
2019 FedEx St. Jude Invit'l	T43	65-71-72-72	280	E	70,000
					2,121,917

HSBC Champions

2014 HSBC Champions	W/D	71	71	-1	0
2015 HSBC Champions	T41	74-69-73-75	291	+3	56,000
2016 HSBC Champions	W/D	71-73	144	E	0
2017 HSBC Champions	1	66-65-68-66	265	-23	1,620,000
2018 HSBC Champions	T50	74-74-72-72	292	+4	51,875
2019 HSBC Champions	T30	72-70-77-72	291	+3	74,500
2020 HSBC Champions	T11	75-67-68-67	277	-11	155,000
					1,957,375
			TOTAL		\$5,028,826



GRAEME MCDOWELL

Northern Ireland



HEIGHT: 5-10
WEIGHT: 160
BIRTHDATE: July 30, 1979
BIRTHPLACE: Portrush, Northern Ireland
RESIDENCE: Orlando, Florida; Portrush, Northern Ireland
TURNED PROFESSIONAL: 2002

PGA TOUR VICTORIES (4): **2010** U.S. Open Championship. **2013** RBC Heritage. **2016** OHL Classic at Mayakoba. **2019** Corales Puntacana.

INTERNATIONAL VICTORIES (10): **2002** Volvo Scandinavian Masters [Eur]. **2004** Telecom Italia Open [Eur]. **2008** Ballantine's Championship [Eur], Barclays Scottish Open [Eur]. **2010** Celtic Manor Wales Open [Eur], Andalucia Valderrama Masters [Eur]. **2013** Volvo World Match Play Championship [Eur], Alstom Open de France [Eur]. **2014** Alstom Open de France. **2020** Saudi International powered by SoftBank Investment Advisers.

OTHER VICTORIES (2): **2010** Chevron World Challenge. **2012** World Challenge.

WORLD GOLF CHAMPIONSHIPS CAREER SUMMARY

Tournament	Position	Total Score	Total Score	Par	Money
Dell Technologies Match Play (9-12-2)					
2005 Accenture Match Play	T17				85,000
R1: beat Darren Clarke, 1 Up					
R2: lost to Robert Allenby, 1 Up					
2006 Accenture Match Play	T33				35,000
R1: lost to Vijay Singh, 5 and 4					
2009 Accenture Match Play	T33				45,000
R1: lost to Zach Johnson, 3 and 1					
2010 Accenture Match Play	T33				45,000
R1: lost to Luke Donald, 2 and 1					
2011 Accenture Match Play	T9				140,000
R1: beat Heath Slocum, 4 and 3					
R2: beat Ross Fisher, 4 and 2					
R3: lost to Y.E. Yang, 3 and 2					
2012 Accenture Match Play	T33				45,000
R1: lost to Y.E. Yang, 2 and 1					
2013 Accenture Match Play	T5				275,000
R1: beat Padraig Harrington, 2 Up					
R2: beat Alex Noren, 20 holes					
R3: beat Shane Lowry, 3 and 2					
QF: lost to Jason Day, 1 Up					
2014 Accenture Match Play	T5				280,000
R1: beat Gary Woodland, 19 holes					
R2: beat Hideki Matsuyama, 1 Up					
R3: beat Hunter Mahan, 21 holes					
QF: lost to Victor Dubuisson, 1 Up					
2015 Cadillac Match Play	T52				49,385
G1: lost to Shane Lowry, 1 Up					
G2: lost to Harris English, 2 and 1					
G3: lost to Rickie Fowler, 5 and 4					
2016 Dell Match Play	T38				63,000
G1: lost to Jason Day, 3 and 2					
G2: tied Paul Casey, 1 Up					
G3: tied Thongchai Jaidee, Tied					
					1,062,385

Mexico Championship

2004 American Express	T43	73-70-75-71	289	+1	42,000
2005 American Express	T6	69-70-68-68	275	-5	187,500
2008 CA Championship	T48	72-71-70-73	286	-2	47,000
2009 CA Championship	T66	73-74-70-73	290	+2	38,125
2010 CA Championship	T6	74-68-70-66	278	-10	214,300
2011 Cadillac Championship	T42	70-73-71-75	289	+1	59,000
2012 Cadillac Championship	T13	75-67-67-70	279	-9	101,000
2013 Cadillac Championship	T3	66-67-69-72	274	-14	417,500
2014 Cadillac Championship	T9	73-71-73-73	290	+2	151,250
2015 Cadillac Championship	T56	73-73-75-77	298	+10	48,000
2016 Cadillac Championship	T28	74-71-70-75	290	+2	79,429
					1,385,104

FedEx St. Jude Invitational

2002 NEC Invitational	T52	72-69-73-74	288	+4	31,250
2008 Bridgestone Invit'l	T56	70-71-73-71	285	+5	40,000
2009 Bridgestone Invit'l	T45	73-71-71-70	285	+5	51,500
2010 Bridgestone Invit'l	T22	66-73-68-72	279	-1	72,000
2011 Bridgestone Invit'l	T65	71-72-75-71	289	+9	41,500
2012 Bridgestone Invit'l	T24	70-67-70-72	279	-1	74,500
2013 Bridgestone Invit'l	T40	71-71-71-72	285	+5	61,500
2014 Bridgestone Invit'l	T8	71-70-66-66	273	-7	170,000
2015 Bridgestone Invit'l	T17	66-71-69-73	279	-1	88,500
					630,750

HSBC Champions

2010 HSBC Champions	T34	74-71-73-69	287	-1	51,000
2011 HSBC Champions	T3	69-69-67-67	272	-16	430,000
2012 HSBC Champions	T42	71-75-68-72	286	-2	43,500
2014 HSBC Champions	T3	69-69-64-66	268	-20	480,000
2015 HSBC Champions	T3	67-67-71-73	278	-10	381,667
					1,386,167
TOTAL					\$4,464,405



RORY MCILROY

Northern Ireland



HEIGHT: 5-10
WEIGHT: 160
BIRTHDATE: May 04, 1989
BIRTHPLACE: Holywood, Northern Ireland
RESIDENCE: Holywood, Northern Ireland
TURNED PROFESSIONAL: 2007

PGA TOUR VICTORIES (18): 2010 Quail Hollow Championship. 2011 U.S. Open. 2012 BMW Championship, The Honda Classic, PGA Championship, Deutsche Bank Champ. 2014 The Open Championship, WGC-Bridgestone Invit'l, PGA Championship. 2015 WGC-Cadillac Match Play, Wells Fargo Championship. 2016 TOUR Championship, Deutsche Bank Champ. 2018 Arnold Palmer Inv't'l. 2019 RBC Canadian Open, THE PLAYERS Championship, TOUR Championship. 2020 WGC-HSBC Champions.

INTERNATIONAL VICTORIES (9): 2009 Dubai Desert Classic [Eur]. 2011 Shanghai Masters [Eur], UBS Hong Kong Open [Eur]. 2012 DP World Tour Championship [Eur]. 2013 Emirates Australian Open [Aus]. 2014 BMW PGA Championship [Eur]. 2015 Omega Dubai Desert Classic [Eur], DP World Tour Championship [Eur]. 2016 Dubai Duty Free Irish Open Hosted by the Rory Foundation [Eur].

WORLD GOLF CHAMPIONSHIPS CAREER SUMMARY

Tournament	Position	Total Score	Total Score	Par	Money
Dell Technologies Match Play (27-12-2)					
2009 Accenture Match Play	T5				270,000
R1: beat Louis Oosthuizen, 2 and 1					
R2: beat Hunter Mahan, 1 Up					
R3: beat Tim Clark, 4 and 3					
QF: lost to Geoff Ogilvy, 2 and 1					
2010 Accenture Match Play	T17				95,000
R1: beat Kevin Na, 1 Up					
R2: lost to Oliver Wilson, 20 holes					
2011 Accenture Match Play	T17				95,000
R1: beat Jonathan Byrd, 4 and 2					
R2: lost to Ben Crane, 8 and 7					
2012 Accenture Match Play	2				850,000
R1: beat George Coetzee, 2 Up					
R2: beat Anders Hansen, 3 and 2					
R3: beat Miguel Angel Jiménez, 3 and 1					
QF: beat Sangmoon Bae, 3 and 2					
SF: beat Lee Westwood, 3 and 1					
Championship: lost to Hunter Mahan, 2 and 1					
2013 Accenture Match Play	T33				46,000
R1: lost to Shane Lowry, 1 Up					
2014 Accenture Match Play	T17				99,000
R1: beat Boo Weekley, 3 and 2					
R2: lost to Harris English, 19 holes					
2015 Cadillac Match Play	1				1,570,000
G1: beat Jason Dufner, 5 and 4					
G2: beat Brandt Snedeker, 2 Up					
G3: beat Billy Horschel, 20 holes					
R4: beat Hideki Matsuyama, 6 and 5					
QF: beat Paul Casey, 22 holes					
SF: beat Jim Furyk, 1 Up					
Championship: beat Gary Woodland, 4 and 2					
2016 Dell Match Play	4				530,000
G1: beat Thorbjørn Olesen, 1 Up					
G2: beat Smylie Kaufman, 3 and 1					
G3: tied Kevin Na, Tied					
R4: beat Zach Johnson, 1 Up					
QF: beat Chris Kirk, 4 and 3					
SF: lost to Jason Day, 1 Up					
Consolation: lost to Rafa Cabrera Bello, 3 and 2					
2017 Dell Tech Match Play	T30				74,000
G1: lost to Søren Kjeldsen, 2 and 1					
G2: beat Gary Woodland,					
G3: tied Emiliano Grillo, Tied					
2018 Dell Tech Match Play	T36				65,500
G1: lost to Peter Uihlein, 2 and 1					
G2: beat Jhonattan Vegas, 2 and 1					
G3: lost to Brian Harman, 5 and 3					
2019 Dell Tech Match Play	T9				167,000
G1: beat Luke List, 5 and 4					
G2: beat Justin Harding, 3 and 2					
G3: beat Matthew Fitzpatrick, 4 and 2					
R4: lost to Tiger Woods, 2 and 1					
					3,861,500

Mexico Championship

2009 CA Championship	T20	68-66-72-73	279	-9	80,143
2010 CA Championship	T65	76-73-73-73	295	+7	40,625
2011 Cadillac Championship	T10	68-69-69-74	280	-8	129,000
2012 Cadillac Championship	3	73-69-65-67	274	-14	516,000
2013 Cadillac Championship	T8	73-69-71-65	278	-10	163,750
2014 Cadillac Championship	T25	70-74-75-74	293	+5	76,000
2015 Cadillac Championship	T9	73-70-72-72	287	-1	163,333
2016 Cadillac Championship	T3	71-65-68-74	278	-10	483,000
2017 Mexico Championship	T7	68-65-70-71	274	-10	211,667
2019 Mexico Championship	2	63-70-68-67	268	-16	1,095,000
					2,958,518

FedEx St. Jude Invitational

2009 Bridgestone Invit'l	T68	75-70-71-74	290	+10	39,250
2010 Bridgestone Invit'l	T9	68-69-69-69	275	-5	125,833
2011 Bridgestone Invit'l	T6	68-68-67-67	270	-10	215,000
2012 Bridgestone Invit'l	T5	70-67-67-68	272	-8	276,500
2013 Bridgestone Invit'l	T27	70-71-69-72	282	+2	73,500
2014 Bridgestone Invit'l	1	69-64-66-66	265	-15	1,530,000
2017 Bridgestone Invit'l	T5	67-69-68-69	273	-7	268,500
2018 Bridgestone Invit'l	T6	65-67-67-73	272	-8	241,375
2019 FedEx St Jude Invit'l	T4	69-67-62-71	269	-11	384,333
					3,154,292

HSBC Champions

2010 HSBC Champions	5	71-71-71-67	280	-8	250,000
2011 HSBC Champions	T4	70-69-65-69	273	-15	258,333
2014 HSBC Champions	T6	65-72-67-69	273	-15	231,500
2016 HSBC Champions	T11	68-72-68-66	274	-14	106,167
2017 HSBC Champions	T4	71-66-70-66	273	-15	372,000
2019 HSBC Champions	T54	72-77-75-74	298	+10	50,313
2020 HSBC Champions	1	67-67-67-68	269	-19	1,745,000
					3,328,313
					TOTAL \$13,302,622



FRANCESCO MOLINARI

Italy

HEIGHT: 5-8
WEIGHT: 159
BIRTHDATE: November 08, 1982
BIRTHPLACE: Turin, Italy
RESIDENCE: London, England
TURNED PROFESSIONAL: 2004

PGA TOUR VICTORIES (3): 2018 Quicken Loans National, The Open Championship. 2019 Arnold Palmer Inv't'l.

INTERNATIONAL VICTORIES (5): 2006 Telecom Italia Open [Eur]. 2010 World Golf Championships-HSBC Champions [Eur]. 2012 Open de Espana [Eur]. 2016 Italian Open [Eur]. 2018 BMW PGA Championship [Eur].

OTHER VICTORIES (1): 2009 OMEGA Mission Hills World Cup [with Edoardo Molinari].

WORLD GOLF CHAMPIONSHIPS CAREER SUMMARY

Tournament	Position	Total Score	Total Score	Par	Money
Dell Technologies Match Play (10-12-0)					
2010 Accenture Match Play	T33				45,000
R1: lost to Zach Johnson, 21 holes					
2011 Accenture Match Play	T33				45,000
R1: lost to Ryan Moore, 3 and 1					
2012 Accenture Match Play	T17				95,000
R1: beat Thomas Bjørn, 20 holes					
R2: lost to Dustin Johnson, 7 and 5					
2013 Accenture Match Play	T33				46,000
R1: lost to Gonzalo Fernandez-Castaño, 1 Up					
2014 Accenture Match Play	T33				48,000
R1: lost to Thomas Bjørn, 2 and 1					
2015 Cadillac Match Play	T34				63,500
G1: beat Adam Scott, 5 and 4					
G2: lost to Chris Kirk, 2 and 1					
G3: lost to Paul Casey, 1 Up					
2017 Dell Tech Match Play	58				49,500
G1: lost to Bernd Wiesberger, 1 Up					
G2: lost to Thongchai Jaidee, 5 and 3					
G3: lost to Alex Noren,					
2018 Dell Tech Match Play	T17				97,917
G1: beat Patton Kizzire, 3 and 1					
G2: beat Luke List, 3 and 2					
G3: lost to Justin Thomas, 7 and 5					
2019 Dell Tech Match Play	3				712,000
G1: beat Satoshi Kodaira, 5 and 4					
G2: beat Thorbjørn Olesen, 4 and 3					
G3: beat Webb Simpson, 2 and 1					
R4: beat Paul Casey, 5 and 4					
QF: beat Kevin Na, 6 and 5					
SF: lost to Kevin Kisner, 1 Up					
Consolation: beat Lucas Bjerregaard, 4 and 2					
					1,201,917

Mexico Championship

2010 CA Championship	T14	69-71-72-68	280	-8	107,500
2011 Cadillac Championship	T3	68-68-70-69	275	-13	465,000
2012 Cadillac Championship	T13	75-68-71-65	279	-9	101,000
2013 Cadillac Championship	T28	78-66-72-69	285	-3	75,000
2014 Cadillac Championship	T25	69-75-76-73	293	+5	76,000
2017 Mexico Championship	T20	71-72-70-66	279	-5	91,333
2018 Mexico Championship	T25	71-70-70-68	279	-5	95,250
2019 Mexico Championship	T17	71-67-70-70	278	-6	115,500
					1,126,583

FedEx St. Jude Invitational

2010 Bridgestone Invit'l	T39	70-72-71-68	281	+1	58,000
2011 Bridgestone Invit'l	T15	73-64-68-69	274	-6	95,500
2012 Bridgestone Invit'l	T40	74-70-69-70	283	+3	59,000
2013 Bridgestone Invit'l	T44	70-70-72-74	286	+6	57,500
2014 Bridgestone Invit'l	T31	67-70-73-69	279	-1	69,500
2015 Bridgestone Invit'l	T61	69-74-74-73	290	+10	44,625
2017 Bridgestone Invit'l	T24	71-73-69-65	278	-2	82,000
2018 Bridgestone Invit'l	T39	70-72-70-69	281	+1	66,250
					532,375

HSBC Champions

2010 HSBC Champions	1	65-70-67-67	269	-19	1,200,000
2011 HSBC Champions	T23	70-70-71-71	282	-6	62,500
2012 HSBC Champions	T39	74-69-74-68	285	-3	47,000
2014 HSBC Champions	T21	72-69-70-70	281	-7	75,100
2017 HSBC Champions	T6	67-69-68-70	274	-14	235,333
2018 HSBC Champions	T46	77-71-72-71	291	+3	57,500
2019 HSBC Champions	T43	76-75-75-69	295	+7	62,500
2020 HSBC Champions	T22	74-67-71-69	281	-7	92,500
					1,932,005
TOTAL					\$4,792,880



COLLIN MORIKAWA

United States

HEIGHT: 5-9
WEIGHT: 160
BIRTHDATE: February 06, 1997
BIRTHPLACE: Los Angeles, California
RESIDENCE: Las Vegas, Nevada
TURNED PROFESSIONAL: 2019

PGA TOUR VICTORIES (1): 2019 Barracuda Championship.

WORLD GOLF CHAMPIONSHIPS CAREER SUMMARY

Tournament	Position	Total Score	Total Score	Par	Money
No previous World Golf Championships competition.					



SEBASTIÁN MUÑOZ

Colombia



HEIGHT: 6-0
WEIGHT: 185
BIRTHDATE: January 04, 1993
BIRTHPLACE: Bogota, Colombia
RESIDENCE: Bogota, Colombia
TURNED PROFESSIONAL: 2015

PGA TOUR VICTORIES (1): 2020 Sanderson Farms Champ..

KORN FERRY TOUR VICTORIES (1): 2016 Colombia Championship.

INTERNATIONAL VICTORIES (2): 2015 Abierto CC de Medellin [Colombia/DevSeries], Abierto de Bucaramanga [Colombia/DevSeries].

WORLD GOLF CHAMPIONSHIPS CAREER SUMMARY

Tournament	Position	Total Score	Total Score	Par	Money
------------	----------	-------------	-------------	-----	-------

No previous World Golf Championships competition.



ZACH MURRAY

Australia



BIRTHDATE: March 29, 1992
TURNED PROFESSIONAL: 2018

BEST PGA TOUR CAREER FINISH: No previous PGA TOUR tournament competition.

INTERNATIONAL VICTORIES (1): 2019 New Zealand Open [Aus].

WORLD GOLF CHAMPIONSHIPS CAREER SUMMARY

Tournament	Position	Total Score	Total Score	Par	Money
------------	----------	-------------	-------------	-----	-------

No previous World Golf Championships competition.



KEVIN NA

United States



HEIGHT: 5-11
WEIGHT: 167
BIRTHDATE: September 15, 1983
BIRTHPLACE: Seoul, South Korea
RESIDENCE: Las Vegas, Nevada
TURNED PROFESSIONAL: 2001

PGA TOUR VICTORIES (4): 2011 Justin Timberlake. 2018 The Greenbrier. 2019 Charles Schwab Challenge. 2020 Shriners Hospitals.

KORN FERRY TOUR VICTORIES (1): 2006 Mark Christopher Charity.

INTERNATIONAL VICTORIES (1): 2002 Volvo Masters of Asia [Asia].

OTHER VICTORIES (1): 2002 Long Beach Open.

WORLD GOLF CHAMPIONSHIPS CAREER SUMMARY

Tournament	Position	Total Score	Total Score	Par	Money
Dell Technologies Match Play (8-10-2)					
2010 Accenture Match Play	T33				45,000
R1: lost to Rory McIlroy, 1 Up					
2012 Accenture Match Play	T33				45,000
R1: lost to Steve Stricker, 2 and 1					
2015 Cadillac Match Play	T34				63,500
G1: lost to Joost Luiten, 19 holes					
G2: beat Alexander Levy, 3 and 1					
G3: lost to Hideki Matsuyama, 5 and 4					
2016 Dell Match Play	17				112,000
G1: beat Smylie Kaufman, 2 and 1					
G2: beat Thorbjørn Olesen, 3 and 2					
G3: tied Rory McIlroy, Tied					
2017 Dell Tech Match Play	T9				158,000
G1: beat Matthew Fitzpatrick, 5 and 4					
G2: beat Justin Thomas, 4 and 2					
G3: lost to Chris Wood, 2 and 1					
R4: lost to Bill Haas, 1 Up					
2018 Dell Tech Match Play	T52				54,214
G1: lost to Alex Noren, 4 and 2					
G2: lost to Tony Finau, 3 and 2					
G3: tied Thomas Pieters, Tied					
2019 Dell Tech Match Play	T5				315,000
G1: beat Bubba Watson, 1 Up					
G2: lost to Jordan Spieth, 3 and 2					
G3: beat Billy Horschel, 3 and 1					
R4: beat Justin Rose, 2 Up					
QF: lost to Francesco Molinari, 6 and 5					
					792,714

Mexico Championship

2010 CA Championship	T50	78-70-70-70	288	E	50,500
2011 Cadillac Championship	T35	74-75-69-69	287	-1	65,500
2015 Cadillac Championship	T9	74-71-71-71	287	-1	163,333
2016 Cadillac Championship	T35	72-72-75-73	292	+4	72,500
2017 Mexico Championship	T52	75-70-70-72	287	+3	52,000
2019 Mexico Championship	T36	72-75-66-70	283	-1	75,000
					478,833

FedEx St. Jude Invitational

2003 NEC Invitational	T71	71-80-69-73	293	+13	23,375
2012 Bridgestone Invit'l	T63	72-76-72-69	289	+9	43,500
2014 Bridgestone Invit'l	T23	71-73-66-67	277	-3	82,000
2015 Bridgestone Invit'l	T15	69-70-71-68	278	-2	109,000
2016 Bridgestone Invit'l	T27	71-69-71-73	284	+4	80,667
2018 Bridgestone Invit'l	T31	65-72-70-73	280	E	74,750
2019 FedEx St. Jude Invit'l	T43	70-66-70-74	280	E	70,000
					483,292

HSBC Champions

2015 HSBC Champions	T20	71-68-79-67	285	-3	81,000
2016 HSBC Champions	57	72-72-72-71	287	-1	46,500
2017 HSBC Champions	T54	75-71-73-74	293	+5	49,250
2019 HSBC Champions	T54	75-74-77-72	298	+10	50,313
					227,063
	TOTAL				\$1,981,902



SHAUN NORRIS

South Africa



BIRTHPLACE: Pretoria, South Africa
RESIDENCE: Pretoria, South Africa
TURNED PROFESSIONAL: 2002

BEST PGA TOUR CAREER FINISH: 51-2020 ZOZO CHAMPIONSHIP.

INTERNATIONAL VICTORIES (6): 2008 Africa Open. 2011 Nashua Masters. 2015 Yeangder Tournament Players Championship. 2016 Leopold21 Myanmar Open. 2017 Japan Golf Tour Championship Mori Building Cup Shishido Hills. 2018 Heiwa PGM Championship.

WORLD GOLF CHAMPIONSHIPS CAREER SUMMARY

Tournament	Position	Total Score	Total Score	Par	Money
Mexico Championship					
2019 Mexico Championship	71	79-80-73-72	304	+20	48,250
					48,250
FedEx St. Jude Invitational					
2019 Bridgestone Invit'l	71	71-77-73-71	292	+12	44,750
					44,750
	TOTAL				\$93,000



LOUIS OOSTHUIZEN

South Africa

HEIGHT: 5-10
WEIGHT: 180
BIRTHDATE: October 19, 1982
BIRTHPLACE: Mossel Bay, South Africa
RESIDENCE: Pinnacle Point, South Africa
TURNED PROFESSIONAL: 2002

PGA TOUR VICTORIES (1): 2010 The Open Championship.

INTERNATIONAL VICTORIES (14): 2004 Vodacom Origins of Golf-Arabella [SAF]. 2007 Platinum Classic [SAF], Dimension Data Pro-Am [SAF], Telekom PGA Championship [SAF]. 2008 Telkom PGA Championship [SAF]. 2010 Open de Golf de Andalucia [Eur]. 2011 Africa Open [Eur]. 2012 Africa Open [Eur], Maybank Malaysian Open [Eur]. 2013 Volvo Golf Champions [Eur]. 2014 Volvo Golf Champions [Eur]. 2016 ISPS HANDA Perth International [Eur]. 2018 South African Open Hosted by the City of Johannesburg [Eur], South African Open Hosted by the City of Johannesburg [Eur].

WORLD GOLF CHAMPIONSHIPS CAREER SUMMARY

Tournament	Position	Total Score	Total Score	Par	Money
Dell Technologies Match Play (22-12-0)					
2009 Accenture Match Play	T33				45,000
R1: lost to Rory McIlroy, 2 and 1					
2011 Accenture Match Play	T33				45,000
R1: lost to Bo Van Pelt, 1 Up					
2012 Accenture Match Play	T17				95,000
R1: beat Aaron Baddeley, 2 and 1					
R2: lost to Steve Stricker, 1 Up					
2013 Accenture Match Play	T17				96,000
R1: beat Richie Ramsay, 2 and 1					
R2: lost to Robert Garrigus, 3 and 2					
2014 Accenture Match Play	T5				280,000
R1: beat Nick Watney, 1 Up					
R2: beat Henrik Stenson, 4 and 3					
R3: beat Webb Simpson, 5 and 4					
QF: lost to Jason Day, 2 and 1					
2015 Cadillac Match Play	T5				285,000
G1: beat Keegan Bradley, 6 and 5					
G2: beat Miguel Angel Jimenez, 2 Up					
G3: beat Bubba Watson, 19 holes					
R4: beat Rickie Fowler, 1 Up					
QF: lost to Jim Furyk, 4 and 2					
2016 Dell Match Play	2				1,018,000
G1: beat Matt Jones, 2 and 1					
G2: beat Bernd Wiesberger, 2 and 1					
G3: beat Andy Sullivan, 4 and 2					
R4: beat Jordan Spieth, 4 and 2					
QF: beat Dustin Johnson, 2 and 1					
SF: beat Rafa Cabrera Bello, 4 and 3					
Championship: lost to Jason Day, 5 and 4					
2017 Dell Tech Match Play	T17				93,308
G1: beat Ross Fisher, 4 and 3					
G2: lost to Jim Furyk, 3 and 2					
G3: beat Hideki Matsuyama, 6 and 4					
2018 Dell Tech Match Play	T9				163,000
G1: beat Jason Dufner, 1 Up					
G2: lost to James Hahn, 3 and 1					
G3: beat Jason Day, 2 Up					
R4: lost to Ian Poulter, 2 and 1					

2019 Dell Tech Match Play	T5				315,000
G1: lost to Kyle Stanley, 3 and 2					
G2: beat Byeong Hun An, 1 Up					
G3: beat Tommy Fleetwood, 4 and 3					
R4: beat Marc Leishman, 2 and 1					
QF: lost to Kevin Kisner, 2 and 1					
					2,435,308

Mexico Championship					
2006 American Express	T32	71-70-72-69	282	-2	61,000
2007 CA Championship	T50	74-75-77-69	295	+7	45,000
2008 CA Championship	T68	74-72-70-77	293	+5	37,625
2009 CA Championship	T20	67-69-73-70	279	-9	80,143
2011 Cadillac Championship	T18	71-73-67-71	282	-6	89,000
2012 Cadillac Championship	T60	77-70-74-72	293	+5	42,000
2013 Cadillac Championship	T33	70-75-69-72	286	-2	71,500
2014 Cadillac Championship	T40	72-78-71-74	295	+7	63,500
2015 Cadillac Championship	6	71-74-67-73	285	-3	270,000
2016 Cadillac Championship	T14	74-70-69-73	286	-2	120,000
2017 Mexico Championship	T48	73-72-73-68	286	+2	55,500
2018 Mexico Championship	T30	64-71-76-71	282	-2	81,429
2019 Mexico Championship	T25	72-66-69-73	280	-4	93,250
					1,109,946

FedEx St. Jude Invitational					
2010 Bridgestone Invit'l	T9	72-70-68-65	275	-5	125,833
2011 Bridgestone Invit'l	T37	71-71-70-69	281	+1	58,500
2012 Bridgestone Invit'l	4	67-65-68-69	269	-11	365,000
2014 Bridgestone Invit'l	61	75-73-67-75	290	+10	45,500
2015 Bridgestone Invit'l	T42	72-70-72-70	284	+4	59,000
2016 Bridgestone Invit'l	T21	71-76-67-69	283	+3	91,000
2017 Bridgestone Invit'l	T50	74-72-67-73	286	+6	51,250
2018 Bridgestone Invit'l	T24	68-66-69-74	277	-3	87,250
2019 FedEx St. Jude Invit'l	T20	73-69-66-67	275	-5	113,500
					996,833

HSBC Champions					
2010 HSBC Champions	T72	69-80-80-72	301	+13	27,750
2011 HSBC Champions	T7	71-63-68-72	274	-14	155,000
2012 HSBC Champions	T6	65-63-70-72	270	-18	190,000
2014 HSBC Champions	T15	70-70-70-67	277	-11	93,500
2015 HSBC Champions	T14	70-70-72-72	284	-4	89,833
2016 HSBC Champions	T44	68-69-73-73	283	-5	55,500
2017 HSBC Champions	T45	71-75-69-74	289	+1	58,500
2020 HSBC Champions	3	68-69-65-69	271	-17	602,000
					1,272,083
TOTAL					\$5,814,171



CARLOS ORTIZ

Mexico

HEIGHT: 6-0
WEIGHT: 150
BIRTHDATE: April 24, 1991
BIRTHPLACE: Guadalajara, Jalisco, Mexico
RESIDENCE: Dallas, Texas
TURNED PROFESSIONAL: 2013

BEST PGA TOUR CAREER FINISH: 2-2020 Mayakoba Golf Classic.

KORN FERRY TOUR VICTORIES (3): 2014 Mexico Championship, Panama Claro Championship, WinCo Foods Portland Open.

WORLD GOLF CHAMPIONSHIPS CAREER SUMMARY

Tournament	Position	Total Score	Total Score	Par	Money
No previous World Golf Championships competition.					



VICTOR PEREZ

France

HEIGHT: 6-5
BIRTHDATE: September 2, 1992
BIRTHPLACE: Tarbes, France
TURNED PROFESSIONAL: 2015

BEST PGA TOUR CAREER FINISH: 4-2020 WGC-HSBC Champions.

WORLD GOLF CHAMPIONSHIPS CAREER SUMMARY

Tournament	Position	Total Score	Total Score	Par	Money
HSBC Champions					
2020 HSBC Champions	T4	65-71-71-66	273	-15	370,000
					370,000
			TOTAL		\$370,000



JON RAHM

Spain

HEIGHT: 6-2
WEIGHT: 220
BIRTHDATE: November 10, 1994
BIRTHPLACE: Barrika, Spain
RESIDENCE: Scottsdale, Arizona
TURNED PROFESSIONAL: 2016

PGA TOUR VICTORIES (3): 2017 Farmers Insurance Open. 2018 CareerBuilder Challenge. 2019 Zurich Classic of New Or.

INTERNATIONAL VICTORIES (7): 2017 DP World Tour Championship [Eur], Dubai Duty Free Irish Open Hosted by the Rory Foundation [Eur]. 2018 Open de Espana [Eur]. 2019 Dubai Duty Free Irish Open [Eur], Dubai Duty Free Irish Open [Eur], Mutuactivos Open de Espana, DP World Tour Championship, Dubai.

OTHER VICTORIES (1): 2018 Hero World Challenge.

WORLD GOLF CHAMPIONSHIPS CAREER SUMMARY

Tournament	Position	Total Score	Total Score	Par	Money
Dell Technologies Match Play (7-4-2)					
2017 Dell Tech Match Play	2				1,045,000
G1: beat Kevin Chappell, 3 and 2					
G2: beat Shane Lowry, 2 and 1					
G3: beat Sergio Garcia, 6 and 4					
R4: beat Charles Howell III, 6 and 4					
QF: beat Søren Kjeldsen, 7 and 5					
SF: beat Bill Haas, 3 and 2					
Championship: lost to Dustin Johnson, 1 Up					
2018 Dell Tech Match Play	T52				54,214
G1: tied Keegan Bradley, Tied					
G2: lost to Chez Reavie, 1 Up					
G3: lost to Kiradech Aphibarnrat, 4 and 3					
2019 Dell Tech Match Play	T24				81,313
G1: beat Si Woo Kim, 7 and 5					
G2: lost to J.B. Holmes, 2 and 1					
G3: tied Matt Kuchar, Tied					
					1,180,527

Mexico Championship

2017 Mexico Championship	T3	67-70-67-68	272	-12	497,000
2018 Mexico Championship	T20	67-71-70-70	278	-6	104,300
2019 Mexico Championship	T45	72-72-72-69	285	+1	65,000
					666,300

FedEx St. Jude Invitational

2017 Bridgestone Invit'l	T28	67-77-67-68	279	-1	73,563
2018 Bridgestone Invit'l	T17	64-70-68-73	275	-5	104,250
2019 FedEx St Jude Invit'l	7	62-71-68-69	270	-10	273,000
					450,813

HSBC Champions

2018 HSBC Champions	T36	72-74-69-73	288	E	68,500
2019 HSBC Champions	T22	73-76-69-71	289	+1	86,500
					155,000
			TOTAL		\$2,452,639



CHEZ REAVIE

United States



HEIGHT: 5-9
WEIGHT: 160
BIRTHDATE: November 12, 1981
BIRTHPLACE: Wichita, Kansas
RESIDENCE: Scottsdale, Arizona
TURNED PROFESSIONAL: 2004

PGA TOUR VICTORIES (2): 2008 RBC Canadian Open. 2019 Travelers Championship.

KORN FERRY TOUR VICTORIES (2): 2007 Knoxville Open. 2015 Small Business Connection.

WORLD GOLF CHAMPIONSHIPS CAREER SUMMARY

Tournament	Position	Total Score	Total Score	Par	Money
Dell Technologies Match Play (1-3-2)					
2018 Dell Tech Match Play	T29				77,429
G1: lost to Kiradech Aphibarnrat, 3 and 2					
G2: beat Jon Rahm, 1 Up					
G3: tied Keegan Bradley, Tied					
2019 Dell Tech Match Play	T56				53,000
G1: lost to Dustin Johnson, 4 and 3					
G2: tied Hideki Matsuyama, Tied					
G3: lost to Branden Grace, 2 and 1					
					130,429

Mexico Championship

2012 Cadillac Championship	T35	78-68-67-71	284	-4	60,500
2018 Mexico Championship	T52	72-73-68-74	287	+3	61,500
2019 Mexico Championship	T65	75-76-72-71	294	+10	49,625
					171,625

FedEx St. Jude Invitational

2008 Bridgestone Invit'l	T52	68-74-70-72	284	+4	42,250
2019 FedEx St Jude Invit'l	T27	68-70-68-71	277	-3	86,250
					128,500

HSBC Champions

2011 HSBC Champions	68	70-75-68-82	295	+7	30,000
2018 HSBC Champions	T24	69-74-71-72	286	-2	79,500
2019 HSBC Champions	T35	70-73-75-74	292	+4	71,000
2020 HSBC Champions	T60	69-74-75-74	292	+4	49,150
					229,650
	TOTAL				\$660,204



PATRICK REED

United States



HEIGHT: 6-0
WEIGHT: 200
BIRTHDATE: August 05, 1990
BIRTHPLACE: San Antonio, Texas
RESIDENCE: Spring, Texas
TURNED PROFESSIONAL: 2011

PGA TOUR VICTORIES (7): 2013 Wyndham Championship. 2014 Humana Challenge, WGC-Cadillac Championship. 2015 Hyundai T of C. 2016 The Barclays. 2018 Masters Tournament. 2019 THE NORTHERN TRUST.

WORLD GOLF CHAMPIONSHIPS CAREER SUMMARY

Tournament	Position	Total Score	Total Score	Par	Money
Dell Technologies Match Play (10-7-2)					
2014 Accenture Match Play	T17				99,000
R1: beat Graham DeLaet, 1 Up					
R2: lost to George Coetzee, 21 holes					
2015 Cadillac Match Play	T17				85,824
G1: beat Andy Sullivan, 2 and 1					
G2: lost to Danny Willett, 2 and 1					
G3: beat Ryan Moore, 1 Up					
2016 Dell Match Play	T9				152,000
G1: beat Daniel Berger, 1 Up					
G2: beat Matthew Fitzpatrick, 4 and 3					
G3: beat Phil Mickelson, 5 and 4					
R4: lost to Dustin Johnson, 3 and 2					
2017 Dell Tech Match Play	T51				54,071
G1: tied Jason Dufner, Tied					
G2: lost to Kevin Kisner, 1 Up					
G3: lost to Brooks Koepka, 1 Up					
2018 Dell Tech Match Play	T9				163,000
G1: beat Haotong Li, 3 and 2					
G2: beat Charl Schwartzel, 1 Up					
G3: beat Jordan Spieth, 2 and 1					
R4: lost to Alex Noren, 5 and 3					
2019 Dell Tech Match Play	T24				81,313
G1: lost to Andrew Putnam, 3 and 2					
G2: tied Shane Lowry, Tied					
G3: beat Sergio Garcia, 2 and 1					
					635,207

Mexico Championship

2014 Cadillac Championship	1	68-75-69-72	284	-4	1,530,000
2015 Cadillac Championship	T23	71-73-71-75	290	+2	83,000
2016 Cadillac Championship	T52	77-74-74-72	297	+9	56,500
2017 Mexico Championship	T61	71-76-72-71	290	+6	47,250
2018 Mexico Championship	T37	72-74-68-69	283	-1	73,000
2019 Mexico Championship	T14	72-68-64-73	277	-7	128,000
					1,917,750

FedEx St. Jude Invitational

2014 Bridgestone Invit'l	T4	67-68-71-65	271	-9	308,000
2015 Bridgestone Invit'l	T15	71-67-72-68	278	-2	109,000
2016 Bridgestone Invit'l	52	74-75-69-76	294	+14	58,000
2017 Bridgestone Invit'l	T36	75-70-68-68	281	+1	68,000
2018 Bridgestone Invit'l	T28	66-70-70-72	278	-2	81,250
2019 FedEx St Jude Invit'l	T12	73-66-67-68	274	-6	143,625
					767,875

HSBC Champions

2015 HSBC Champions	T22	71-73-71-71	286	-2	77,000
2016 HSBC Champions	T7	65-70-68-70	273	-15	173,750
2017 HSBC Champions	T60	78-75-66-76	295	+7	46,500
2018 HSBC Champions	T50	66-70-82-74	292	+4	51,875
2019 HSBC Champions	T7	64-72-70-77	283	-5	210,563
2020 HSBC Champions	T8	72-69-69-66	276	-12	200,333
					760,021
	TOTAL				\$4,080,853



XANDER SCHAUFFELE

United States



HEIGHT: 5-10
WEIGHT: 175
BIRTHDATE: October 25, 1993
BIRTHPLACE: La Jolla, California
RESIDENCE: San Diego, California
TURNED PROFESSIONAL: 2015

PGA TOUR VICTORIES (4): 2017 The Greenbrier Classic, TOUR Championship. 2019 WGC-HSBC Champions, Sentry T of C.

WORLD GOLF CHAMPIONSHIPS CAREER SUMMARY

Tournament	Position	Total Score	Total Score	Par	Money
Dell Technologies Match Play (3-2-1)					
2018 Dell Tech Match Play	T17				97,917
G1: beat Dylan Frittelli, 1 Up					
G2: beat Shubhankar Sharma, 3 and 1					
G3: lost to Sergio Garcia, 3 and 1					
2019 Dell Tech Match Play	T24				81,313
G1: beat Lee Westwood, 1 Up					
G2: tied Tyrrell Hatton, Tied					
G3: lost to Rafa Cabrera Bello, 1 Up					
					179,229

Mexico Championship

2018 Mexico Championship	T18	65-68-70-74	277	-7	114,500
2019 Mexico Championship	T14	69-73-66-69	277	-7	128,000
					242,500

FedEx St. Jude Invitational

2017 Bridgestone Invit'l	T13	70-69-69-68	276	-4	123,500
2018 Bridgestone Invit'l	68	69-73-72-78	292	+12	47,750
2019 FedEx St Jude Invit'l	T27	69-70-69-69	277	-3	86,250
					257,500

HSBC Champions

2018 HSBC Champions	T46	71-75-74-71	291	+3	57,500
2019 HSBC Champions	1	66-71-69-68	274	-14	1,700,000
2020 HSBC Champions	2	66-69-68-66	269	-19	1,095,000
					2,852,500
	TOTAL				\$3,531,729



SCOTTIE SCHEFFLER

United States



HEIGHT: 6-3
WEIGHT: 200
BIRTHDATE: June 21, 1996
BIRTHPLACE: Dallas, Texas
RESIDENCE: Dallas, Texas
TURNED PROFESSIONAL: 2018

BEST PGA TOUR CAREER FINISH: 3-2020 Bermuda Championship, The American Express.

KORN FERRY TOUR VICTORIES (2): 2019 Evans Scholars Invitation, Nationwide Children's.

WORLD GOLF CHAMPIONSHIPS CAREER SUMMARY

Tournament	Position	Total Score	Total Score	Par	Money
No previous World Golf Championships competition.					



MATTHIAS SCHWAB

Austria



HEIGHT: 6-1
BIRTHDATE: December 9, 1994
BIRTHPLACE: Schladming, Austria
RESIDENCE: Rohrmoos, Austria
TURNED PROFESSIONAL: 2017

BEST PGA TOUR CAREER FINISH: 4-2020 WGC-HSBC Champions.

WORLD GOLF CHAMPIONSHIPS CAREER SUMMARY

Tournament	Position	Total Score	Total Score	Par	Money
HSBC Champions					
2020 HSBC Champions	T4	67-71-69-66	273	-15	370,000
					370,000
	TOTAL				\$370,000



ADAM SCOTT

Australia



HEIGHT: 6-0
WEIGHT: 180
BIRTHDATE: July 16, 1980
BIRTHPLACE: Adelaide, Australia
RESIDENCE: Crans sur Sierre, Switzerland
TURNED PROFESSIONAL: 2000

PGA TOUR VICTORIES (14): 2003 Deutsche Bank Champ. 2004 Booz Allen Classic, THE PLAYERS Championship. 2006 THE TOUR Championship. 2007 Shell Houston Open. 2008 EDS Byron Nelson Champ. 2010 Valero Texas Open. 2011 WGC-Bridgestone Invit'l. 2013 The Barclays, Masters Tournament. 2014 Crowne Plaza Invitational. 2016 The Honda Classic, WGC-Cadillac Championship. 2020 The Genesis Invitational.

INTERNATIONAL VICTORIES (14): 2001 Alfred Dunhill PGA Championship [SAF]. 2002 Qatar Masters [Eur]. Gleneagles Scottish PGA Championship [Eur]. 2003 Scandic Carlsberg Scandinavian Masters [Eur]. 2005 Singapore Open [Asia], Johnnie Walker Classic [Eur]. 2006 Singapore Open [Asia]. 2008 Commercialbank Qatar Masters [Eur]. 2009 Australian Open [Aus]. 2010 Barclays Singapore Open [Asia]. 2012 Talisker Masters [Aus]. 2013 Australian PGA Championship [Aus], Talisker Masters [Aus]. 2019 Australian PGA Championship.

OTHER VICTORIES (3): 2005 Nissan Open [unofficial, 36 holes]. 2013 PGA Grand Slam of Golf, ISPS Handa World Cup [with Jason Day].

WORLD GOLF CHAMPIONSHIPS CAREER SUMMARY

Tournament	Position	Total Score	Total Score	Par	Money
Dell Technologies Match Play (15-16-1)					
2002 Accenture Match Play	T17				55,000
R1: beat Bernhard Langer, 2 and 1					
R2: lost to Brad Faxon, 3 and 2					
2003 Accenture Match Play	3				480,000
R1: beat Bernhard Langer, 3 and 2					
R2: beat Rocco Mediate, 1 Up					
R3: beat Kevin Sutherland, 2 and 1					
QF: beat Jay Haas, 2 and 1					
SF: lost to Tiger Woods, 19 holes					
Consolation: beat Peter Lonard, 1 Up					
2004 Accenture Match Play	T9				115,000
R1: beat Miguel Angel Jiménez, 2 and 1					
R2: beat Robert Allenby, 23 holes					
R3: lost to Davis Love III, 4 and 3					
2005 Accenture Match Play	T5				240,000
R1: beat Trevor Immelman, 2 Up					
R2: beat David Howell, 2 and 1					
R3: beat Sergio Garcia, 4 and 3					
QF: lost to David Toms, 2 and 1					
2006 Accenture Match Play	T17				85,000
R1: beat Lucas Glover, 2 and 1					
R2: lost to Tom Lehman, 1 Up					
2007 Accenture Match Play	T33				40,000
R1: lost to Shaun Micheel, 21 holes					
2008 Accenture Match Play	T17				90,000
R1: beat Brendan Jones, 2 and 1					
R2: lost to Woody Austin, 19 holes					
2009 Accenture Match Play	T33				45,000
R1: lost to Sean O'Hair, 1 Up					
2010 Accenture Match Play	T17				95,000
R1: beat Angel Cabrera, 3 and 2					
R2: lost to Ian Poulter, 2 and 1					
2011 Accenture Match Play	T33				45,000
R1: lost to Ben Crane, 4 and 2					
2012 Accenture Match Play	T33				45,000
R1: lost to Robert Rock, 1 Up					
2013 Accenture Match Play	T33				46,000
R1: lost to Tim Clark, 2 and 1					
2015 Cadillac Match Play	T52				49,385
G1: lost to Francesco Molinari, 5 and 4					
G2: lost to Paul Casey, 1 Up					
G3: lost to Chris Kirk, 1 Up					
2016 Dell Match Play	T28				74,500
G1: tied Thomas Pieters, Tied					
G2: beat Chris Wood, 3 and 2					
G3: lost to Bill Haas, 1 Up					
					1,504,885

Mexico Championship

2002 American Express	T39	70-70-69-73	282	-6	37,250
2003 American Express	T40	70-73-75-74	292	+12	36,250
2004 American Express	T36	67-74-73-73	287	-1	48,000
2005 American Express	T29	68-70-69-74	281	+1	60,000
2006 American Express	T2	67-68-65-69	269	-15	610,000
2007 CA Championship	T61	76-71-72-80	299	+11	40,250
2008 CA Championship	T9	67-68-69-72	276	-12	147,500
2009 CA Championship	T66	71-76-72-71	290	+2	38,125
2010 CA Championship	T50	74-69-71-74	288	E	50,500
2011 Cadillac Championship	T6	68-70-68-71	277	-11	271,000
2012 Cadillac Championship	T13	66-68-74-71	279	-9	101,000
2013 Cadillac Championship	T3	72-70-68-64	274	-14	417,500
2014 Cadillac Championship	T25	75-73-72-73	293	+5	76,000
2015 Cadillac Championship	T4	70-68-75-71	284	-4	365,000
2016 Cadillac Championship	1	68-66-73-69	276	-12	1,620,000
2017 Mexico Championship	T45	73-76-68-68	285	+1	59,000
					3,977,375

FedEx St. Jude Invitational

2003 NEC Invitational	T64	72-70-69-80	291	+11	25,500
2004 NEC Invitational	T55	71-67-75-76	289	+9	36,000
2005 NEC Invitational	T36	70-76-67-73	286	+6	52,000
2006 Bridgestone Invit'l	T10	63-71-71-70	275	-5	120,000
2007 Bridgestone Invit'l	T36	75-76-70-68	289	+9	53,500
2008 Bridgestone Invit'l	T56	69-76-72-68	285	+5	40,000
2009 Bridgestone Invit'l	T51	78-67-71-70	286	+6	46,500
2010 Bridgestone Invit'l	T9	66-70-72-67	275	-5	125,833
2011 Bridgestone Invit'l	1	62-70-66-65	263	-17	1,400,000
2012 Bridgestone Invit'l	T45	71-70-71-73	285	+5	53,000
2013 Bridgestone Invit'l	T14	73-68-66-71	278	-2	102,667
2014 Bridgestone Invit'l	T8	69-68-65-71	273	-7	170,000
2015 Bridgestone Invit'l	T45	72-69-71-73	285	+5	55,000
2016 Bridgestone Invit'l	T10	71-68-73-68	280	E	167,750
2017 Bridgestone Invit'l	T13	68-71-69-68	276	-4	123,500
2018 Bridgestone Invit'l	T57	68-75-67-74	284	+4	52,750
2019 FedEx St. Jude Invit'l	T40	70-68-74-67	279	-1	74,000
					2,698,000


HSBC Champions

2010 HSBC Champions	T25	69-73-73-70	285	-3	60,200
2011 HSBC Champions	T11	69-65-69-73	276	-12	110,000
2012 HSBC Champions	8	65-68-71-67	271	-17	155,000
2015 HSBC Champions	T12	70-72-71-70	283	-5	108,000
2016 HSBC Champions	70	75-76-72-70	293	+5	42,000
2017 HSBC Champions	T14	69-80-64-66	279	-9	118,500
2018 HSBC Champions	T50	72-72-74-74	292	+4	51,875
2019 HSBC Champions	T18	69-73-72-73	287	-1	103,500
2020 HSBC Champions	T11	66-69-75-67	277	-11	155,000
					904,075
TOTAL					\$9,084,335



WEBB SIMPSON

United States



HEIGHT: 6-2
WEIGHT: 185
BIRTHDATE: August 08, 1985
BIRTHPLACE: Raleigh, North Carolina
RESIDENCE: Charlotte, North Carolina
TURNED PROFESSIONAL: 2008

PGA TOUR VICTORIES (6): 2011 Wyndham Championship, Deutsche Bank Champ. 2012 U.S. Open. 2014 Shriners Hospitals. 2018 THE PLAYERS Championship. 2020 Waste Management Phoenix.

WORLD GOLF CHAMPIONSHIPS CAREER SUMMARY

Tournament	Position	Total Score	Total Score	Par	Money
Dell Technologies Match Play (8-10-2)					
2012 Accenture Match Play	T33				45,000
R1: lost to Matteo Manassero, 3 and 2					
2013 Accenture Match Play	T5				275,000
R1: beat David Lynn, 5 and 4					
R2: beat Peter Hanson, 1 Up					
R3: beat Gonzalo Fernandez-Castaño, 2 Up					
QF: lost to Hunter Mahan, 1 Up					
2014 Accenture Match Play	T9				148,000
R1: beat Thongchai Jaidee, 3 and 2					
R2: beat Brandt Snedeker, 4 and 3					
R3: lost to Louis Oosthuizen, 5 and 4					
2015 Cadillac Match Play	T17				85,824
G1: beat Ian Poulter, 3 and 2					
G2: beat Jimmy Walker, 19 holes					
G3: lost to Gary Woodland, 1 Up					
2017 Dell Tech Match Play	T58				49,500
G1: lost to Dustin Johnson, 5 and 3					
G2: lost to Jimmy Walker, 3 and 2					
G3: lost to Martin Kaymer, 3 and 2					

2018 Dell Tech Match Play	T29				77,429
G1: tied Gary Woodland, Tied					
G2: beat Pat Perez, 2 and 1					
G3: lost to Si Woo Kim, 1 Up					
2019 Dell Tech Match Play	T56				53,000
G1: lost to Thorbjørn Olesen, 2 and 1					
G2: tied Satoshi Kodaira, Tied					
G3: lost to Francesco Molinari, 2 and 1					
					733,752

Mexico Championship

2012 Cadillac Championship	T35	75-66-66-77	284	-4	60,500
2013 Cadillac Championship	T20	72-67-71-72	282	-6	88,000
2014 Cadillac Championship	T47	80-78-70-70	298	+10	57,000
2015 Cadillac Championship	T7	74-69-70-73	286	-2	215,000
2018 Mexico Championship	T37	72-70-73-68	283	-1	73,000
2019 Mexico Championship	T39	73-72-68-71	284	E	70,500
					564,000

FedEx St. Jude Invitational

2013 Bridgestone Invit'l	T14	64-75-73-66	278	-2	102,667
2014 Bridgestone Invit'l	T31	72-69-70-68	279	-1	69,500
2015 Bridgestone Invit'l	T25	68-70-72-70	280	E	74,667
2018 Bridgestone Invit'l	T24	69-65-71-72	277	-3	87,250
2019 FedEx St. Jude Invit'l	2	69-66-68-64	267	-13	1,095,000
					1,429,083
TOTAL					\$2,726,835



CAMERON SMITH

Australia



HEIGHT: 5-11
WEIGHT: 172
BIRTHDATE: August 18, 1993
BIRTHPLACE: Brisbane, Australia
RESIDENCE: Jacksonville, Florida
TURNED PROFESSIONAL: 2013

PGA TOUR VICTORIES (2): 2017 Zurich Classic of New Or. 2020 Sony Open in Hawaii.

INTERNATIONAL VICTORIES (4): 2017 Australian PGA Championship, Australian PGA Championship. 2018 Australian PGA Championship, Australian PGA Championship.

WORLD GOLF CHAMPIONSHIPS CAREER SUMMARY

Tournament	Position	Total Score	Total Score	Par	Money
Dell Technologies Match Play (3-4-1)					
2018 Dell Tech Match Play	T5				306,000
G1: beat Patrick Cantlay, 2 Up					
G2: beat Hideki Matsuyama, 1 Up					
G3: tied Yusaku Miyazato, Tied					
R4: beat Tyrrell Hatton, 2 and 1					
QF: lost to Alex Noren, 4 and 2					
2019 Dell Tech Match Play	T61				50,750
G1: lost to Charles Howell III, 2 and 1					
G2: lost to Abraham Ancer, 3 and 2					
G3: lost to Paul Casey, 4 and 3					
					356,750

Mexico Championship

2019 Mexico Championship	T6	69-67-68-70	274	-10	261,667
					261,667

FedEx St. Jude Invitational

2018 Bridgestone Invit'l	23	70-70-69-67	276	-4	92,250
2019 FedEx St. Jude Invit'l	T12	65-68-73-68	274	-6	143,625
					235,875

HSBC Champions

2016 HSBC Champions	T64	71-73-70-75	289	+1	43,250
2019 HSBC Champions	T54	76-72-72-78	298	+10	50,313
2020 HSBC Champions	T60	70-72-74-76	292	+4	49,150
					142,713
TOTAL					\$997,004



BRANDT SNEDEKER

United States



HEIGHT: 6-1
WEIGHT: 185
BIRTHDATE: December 08, 1980
BIRTHPLACE: Nashville, Tennessee
RESIDENCE: Nashville, Tennessee
TURNED PROFESSIONAL: 2004

PGA TOUR VICTORIES (9): **2007** Wyndham Championship. **2011** The Heritage. **2012** TOUR Championship, Farmers Insurance Open. **2013** AT&T Pebble Beach, RBC Canadian Open. **2015** AT&T Pebble Beach. **2016** Farmers Insurance Open. **2018** Wyndham Championship.

KORN FERRY TOUR VICTORIES (2): **2006** Scholarship America, Permian Basin Charity.

INTERNATIONAL VICTORIES (1): **2016** Fiji International [Eur].

OTHER VICTORIES (2): **2009** Skills Challenge [with Boo Weekley]. **2015** Franklin Templeton Shootout [with Jason Dufner].

WORLD GOLF CHAMPIONSHIPS CAREER SUMMARY

Tournament	Position	Total Score	Total Score	Par	Money
Dell Technologies Match Play (8-9-2)					
2008 Accenture Match Play	T33				40,000
R1: lost to Lee Westwood, 3 and 2					
2012 Accenture Match Play	T9				140,000
R1: beat Retief Goosen, 21 holes					
R2: beat Kyle Stanley, 2 and 1					
R3: lost to Peter Hanson, 5 and 3					
2014 Accenture Match Play	T17				99,000
R1: beat David Lynn, 20 holes					
R2: lost to Webb Simpson, 4 and 3					
2015 Cadillac Match Play	T52				49,385
G1: lost to Billy Horschel, 5 and 4					
G2: lost to Rory McIlroy, 1 Up					
G3: lost to Jason Dufner, 1 Up					
2016 Dell Match Play	T9				152,000
G1: beat Charley Hoffman, 2 and 1					
G2: tied Danny Lee, Tied					
G3: beat Charl Schwartzel, 5 and 3					
R4: lost to Jason Day, 3 and 2					
2017 Dell Tech Match Play	T17				93,308
G1: lost to William McGirt, 1 Up					
G2: beat Andy Sullivan, 2 and 1					
G3: beat Branden Grace, 5 and 4					
2019 Dell Tech Match Play	T24				81,313
G1: tied Patrick Cantlay, Tied					
G2: beat Tiger Woods, 2 and 1					
G3: lost to Aaron Wise, 6 and 4					
					655,005

Mexico Championship

2008 CA Championship	T48	74-70-72-70	286	-2	47,000
2012 Cadillac Championship	T45	75-69-70-72	286	-2	52,000
2014 Cadillac Championship	46	73-73-75-76	297	+9	59,000
2015 Cadillac Championship	T17	74-73-70-72	289	+1	97,500
2016 Cadillac Championship	W/D	76	76	+4	0
2017 Mexico Championship	T7	75-68-66-65	274	-10	211,667
					467,167

FedEx St. Jude Invitational

2008 Bridgestone Invit'l	T43	68-76-69-69	282	+2	46,600
2011 Bridgestone Invit'l	T33	66-68-74-72	280	E	64,500
2012 Bridgestone Invit'l	T50	71-70-70-75	286	+6	49,000
2013 Bridgestone Invit'l	T33	72-70-71-70	283	+3	68,000
2014 Bridgestone Invit'l	T12	68-68-68-70	274	-6	115,000
2015 Bridgestone Invit'l	T33	70-70-72-70	282	+2	67,500
2016 Bridgestone Invit'l	T21	70-72-70-71	283	+3	91,000
2019 FedEx St Jude Invit'l	T27	69-73-69-66	277	-3	86,250
					587,850

HSBC Champions

2012 HSBC Champions	T11	72-71-60-71	274	-14	98,000
2014 HSBC Champions	T55	73-74-70-70	287	-1	46,250
2015 HSBC Champions	T10	69-74-69-70	282	-6	135,500
2019 HSBC Champions	T30	75-76-68-72	291	+3	74,500
					354,250
TOTAL					\$2,064,271



JORDAN SPIETH

United States



HEIGHT: 6-1
WEIGHT: 175
BIRTHDATE: July 27, 1993
BIRTHPLACE: Dallas, Texas
RESIDENCE: Dallas, Texas
TURNED PROFESSIONAL: 2012

PGA TOUR VICTORIES (11): **2013** John Deere Classic. **2015** Valspar Championship, John Deere Classic, Masters Tournament, U.S. Open, TOUR Championship. **2016** Hyundai T of C, DEAN & DELUCA Inv'tl. **2017** AT&T Pebble Beach, Travelers Championship, The Open Championship.

INTERNATIONAL VICTORIES (2): **2014** Emirates Australian Open [Aus]. **2016** Australian Open [Aus].

OTHER VICTORIES (1): **2015** Hero World Challenge.

WORLD GOLF CHAMPIONSHIPS CAREER SUMMARY

Tournament	Position	Total Score	Total Score	Par	Money
Dell Technologies Match Play (12-6-2)					
2014 Accenture Match Play	T5				280,000
R1: beat Pablo Larrazabal, 2 Up					
R2: beat Thomas Bjørn, 5 and 4					
R3: beat Matt Kuchar, 2 and 1					
QF: lost to Ernie Els, 4 and 2					
2015 Cadillac Match Play	T17				85,824
G1: beat Mikko Ilonen, 4 and 2					
G2: beat Matt Every, 4 and 3					
G3: lost to Lee Westwood, 1 Up					
2016 Dell Match Play	T9				152,000
G1: beat Jamie Donaldson, 3 and 2					
G2: beat Victor Dubuisson, 5 and 4					
G3: beat Justin Thomas, 3 and 2					
R4: lost to Louis Oosthuizen, 4 and 2					
2017 Dell Tech Match Play	T30				74,000
G1: lost to Hideto Tanihara, 4 and 2					
G2: beat Yuta Ikeda, 4 and 2					
G3: tied Ryan Moore, Tied					
2018 Dell Tech Match Play	T17				97,917
G1: beat Charl Schwartzel, 2 and 1					
G2: beat Haotong Li, 4 and 2					
G3: lost to Patrick Reed, 2 and 1					
2019 Dell Tech Match Play	T24				81,313
G1: tied Billy Horschel, Tied					
G2: beat Kevin Na, 3 and 2					
G3: lost to Bubba Watson, 1 Up					
					771,053

Mexico Championship

2014 Cadillac Championship	T34	73-79-73-69	294	+6	68,500
2015 Cadillac Championship	T17	75-69-73-72	289	+1	97,500
2016 Cadillac Championship	T17	69-72-73-73	287	-1	102,167
2017 Mexico Championship	T12	71-72-63-71	277	-7	131,250
2018 Mexico Championship	T14	70-67-69-70	276	-8	126,500
2019 Mexico Championship	T54	75-69-75-69	288	+4	57,500
					583,417

FedEx St. Jude Invitational

2014 Bridgestone Invit'l	49	71-70-73-71	285	+5	54,000
2015 Bridgestone Invit'l	T10	70-68-72-66	276	-4	149,500
2016 Bridgestone Invit'l	T3	68-71-71-67	277	-3	449,250
2017 Bridgestone Invit'l	T13	67-70-71-68	276	-4	123,500
2018 Bridgestone Invit'l	T60	71-72-68-74	285	+5	51,500
2019 FedEx St. Jude Invit'l	T12	70-70-66-68	274	-6	143,625
					971,375

HSBC Champions

2014 HSBC Champions	17	68-71-70-69	278	-10	90,000
2015 HSBC Champions	T35	70-74-72-74	290	+2	61,500
2016 HSBC Champions	T7	68-72-63-70	273	-15	173,750
2020 HSBC Champions	T43	70-73-74-70	287	-1	63,000
					388,250
			TOTAL		\$2,714,094



JUSTIN THOMAS

United States



HEIGHT: 5-10
WEIGHT: 160
BIRTHDATE: April 29, 1993
BIRTHPLACE: Louisville, Kentucky
RESIDENCE: Jupiter, Florida
TURNED PROFESSIONAL: 2013

PGA TOUR VICTORIES (12): 2016 CIMB Classic, 2017 SBS Tournament of Champ, PGA Championship, Dell Technologies Champ, CIMB Classic, Sony Open in Hawaii, 2018 The Honda Classic, WGC-Bridgestone Invit'l, THE CJ CUP @ NINE BRIDGES, 2019 BMW Championship, 2020 THE CJ CUP @ NINE BRIDGES, Sentry T of C.

KORN FERRY TOUR VICTORIES (1): 2014 Nationwide Children's.

WORLD GOLF CHAMPIONSHIPS CAREER SUMMARY

Tournament	Position	Total Score	Total Score	Par	Money
Dell Technologies Match Play (7-8-1)					
2016 Dell Match Play	T61				47,750
G1: lost to Victor Dubuisson, 3 and 2					
G2: lost to Jamie Donaldson, 1 Up					
G3: lost to Jordan Spieth, 3 and 2					
2017 Dell Tech Match Play	T39				63,500
G1: beat Chris Wood, 2 and 1					
G2: lost to Kevin Na, 4 and 2					
G3: lost to Matthew Fitzpatrick, 2 and 1					
2018 Dell Tech Match Play	4				559,000
G1: beat Luke List, 2 Up					
G2: beat Patton Kizzire, 3 and 1					
G3: beat Francesco Molinari, 7 and 5					
R4: beat Si Woo Kim, 6 and 5					
QF: beat Kyle Stanley, 2 and 1					
SF: lost to Bubba Watson, 3 and 2					
Consolation: lost to Alex Noren, 5 and 3					
2019 Dell Tech Match Play	T24				81,313
G1: lost to Lucas Bjerregaard, 3 and 2					
G2: beat Matt Wallace, 3 and 1					
G3: tied Keegan Bradley, Tied					
					751,563

Mexico Championship

2016 Cadillac Championship	T35	75-66-78-73	292	+4	72,500
2017 Mexico Championship	T5	69-66-66-72	273	-11	312,500
2018 Mexico Championship	2	72-70-62-64	268	-16	1,072,000
2019 Mexico Championship	9	66-73-74-62	275	-9	201,000
					1,658,000

FedEx St. Jude Invitational

2016 Bridgestone Invit'l	T33	70-69-70-76	285	+5	76,000
2017 Bridgestone Invit'l	T28	73-70-69-67	279	-1	73,563
2018 Bridgestone Invit'l	1	65-64-67-69	265	-15	1,700,000
2019 FedEx St. Jude Invit'l	T12	68-69-66-71	274	-6	143,625
					1,993,188

HSBC Champions

2016 HSBC Champions	T27	72-69-70-68	279	-9	72,000
2017 HSBC Champions	T23	71-70-72-71	284	-4	80,167
					152,167
					TOTAL \$4,554,917



BRENDON TODD

United States



HEIGHT: 6-3
WEIGHT: 180
BIRTHDATE: July 22, 1985
BIRTHPLACE: Pittsburgh, Pennsylvania
RESIDENCE: Atlanta, Georgia
TURNED PROFESSIONAL: 2007

PGA TOUR VICTORIES (3): 2014 HP Byron Nelson Champ, 2020 Mayakoba Golf Classic, Bermuda Championship.

KORN FERRY TOUR VICTORIES (2): 2008 Utah Championship, 2013 Stadion Classic at UGA.

WORLD GOLF CHAMPIONSHIPS CAREER SUMMARY

Tournament	Position	Total Score	Total Score	Par	Money
Dell Technologies Match Play (0-3-0)					
2015 Cadillac Match Play	T52				49,385
G1: lost to Bill Haas, 3 and 2					
G2: lost to Henrik Stenson, 3 and 2					
G3: lost to John Senden, 1 Up					
					49,385

Mexico Championship

2015 Cadillac Championship	T23	72-73-72-73	290	+2	83,000
					83,000

FedEx St. Jude Invitational

2014 Bridgestone Invit'l	T45	74-70-69-70	283	+3	57,500
2015 Bridgestone Invit'l	T61	74-72-68-76	290	+10	44,625
					102,125

HSBC Champions

2015 HSBC Champions	T60	71-74-73-78	296	+8	43,875
					43,875
					TOTAL \$278,385



ERIK VAN ROOYEN

South Africa



HEIGHT: 6-3
WEIGHT: 194
BIRTHDATE: February 21, 1990
BIRTHPLACE: Bellville, South Africa
RESIDENCE: Johannesburg, South Africa
TURNED PROFESSIONAL: 2013

BEST PGA TOUR CAREER FINISH: 8-2019 PGA Championship.

INTERNATIONAL VICTORIES (1): 2019 Scandinavian Invitation.

WORLD GOLF CHAMPIONSHIPS CAREER SUMMARY

Tournament	Position	Total Score	Total Score	Par	Money
Mexico Championship					
2019 Mexico Championship	T36	72-68-74-69	283	-1	75,000
					75,000
HSBC Champions					
2019 HSBC Champions	T22	76-72-71-70	289	+1	86,500
2020 HSBC Champions	T38	73-71-71-71	286	-2	67,000
					153,500
	TOTAL				\$228,500



MATT WALLACE

England



HEIGHT: 6-1
WEIGHT: 187
BIRTHDATE: April 12, 1990
BIRTHPLACE: Hillingdon, England
RESIDENCE: London, England
TURNED PROFESSIONAL: 2012

BEST PGA TOUR CAREER FINISH: 3-2019 PGA Championship.

INTERNATIONAL VICTORIES (4): 2017 Open de Portugal [Eur], 2018 Hero Indian Open [Eur], BMW International Open [Eur], Made In Denmark [Eur].

WORLD GOLF CHAMPIONSHIPS CAREER SUMMARY

Tournament	Position	Total Score	Total Score	Par	Money
Dell Technologies Match Play (1-2-0)					
2019 Dell Tech Match Play	T40				62,500
					62,500

Mexico Championship

2019 Mexico Championship	T33	74-71-70-67	282	-2	78,000
					78,000

FedEx St. Jude Invitational

2019 FedEx St. Jude Invit'l	T27	70-69-65-73	277	-3	86,250
					86,250

HSBC Champions

2019 HSBC Champions	T50	69-75-74-79	297	+9	55,000
2020 HSBC Champions	T60	69-84-70-69	292	+4	49,150
					104,150

TOTAL \$330,900



BUBBA WATSON

United States



HEIGHT: 6-3
WEIGHT: 180
BIRTHDATE: November 05, 1978
BIRTHPLACE: Bagdad, Florida
RESIDENCE: Orlando, Florida
TURNED PROFESSIONAL: 2002

PGA TOUR VICTORIES (12): **2010** Travelers Championship. **2011** Farmers Insurance Open, Zurich Classic of New Or. **2012** Masters Tournament. **2014** Northern Trust Open, Masters Tournament. **2015** WGC-HSBC Champions, Travelers Championship. **2016** Northern Trust Open. **2018** WGC-Dell Tech Match Play, Genesis Open, Travelers Championship.

OTHER VICTORIES (2): **2008** CVS/Caremark Charity Classic [with Camilo Villegas]. **2015** Hero World Challenge.

WORLD GOLF CHAMPIONSHIPS CAREER SUMMARY

Tournament	Position	Total Score	Total Score	Par	Money
Dell Technologies Match Play (21-10-3)					
2011 Accenture Match Play	4				490,000
R1: beat Bill Haas, 3 and 2					
R2: beat Mark Wilson, 6 and 5					
R3: beat Geoff Ogilvy, 6 and 4					
QF: beat J.B. Holmes, 19 holes					
SF: lost to Martin Kaymer, 1 Up					
Consolation: lost to Matt Kuchar, 2 and 1					
2012 Accenture Match Play	T17				95,000
R1: beat Ben Crane, 3 and 2					
R2: lost to Matt Kuchar, 3 and 2					
2013 Accenture Match Play	T9				144,000
R1: beat Chris Wood, 2 and 1					
R2: beat Jim Furyk, 22 holes					
R3: lost to Jason Day, 4 and 3					
2014 Accenture Match Play	T9				148,000
R1: beat Mikko Ilonen, 2 and 1					
R2: beat Jonas Blixt, 2 Up					
R3: lost to Victor Dubuisson, 1 Up					
2015 Cadillac Match Play	T17				85,824
G1: beat Miguel Angel Jiménez, 5 and 4					
G2: beat Keegan Bradley, 4 and 2					
G3: lost to Louis Oosthuizen, 19 holes					
2016 Dell Match Play	T28				74,500
G1: tied Patton Kizzire, Tied					
G2: beat Emiliano Grillo, 2 Up					
G3: lost to J.B. Holmes, 1 Up					
2017 Dell Tech Match Play	T9				158,000
G1: beat Jhonattan Vegas, 1 Up					
G2: beat Scott Piercy, 4 and 3					
G3: tied Thomas Pieters, Tied					
R4: lost to Ross Fisher, 4 and 3					
2018 Dell Tech Match Play	1				1,700,000
G1: beat Branden Grace, 5 and 3					
G2: beat Marc Leishman, 3 and 2					
G3: tied Julian Suri, Tied					
R4: beat Brian Harman, 2 and 1					
QF: beat Kiradech Aphibarnrat, 5 and 3					
SF: beat Justin Thomas, 3 and 2					
Championship: beat Kevin Kisner, 7 and 6					
2019 Dell Tech Match Play	T40				62,500
G1: lost to Kevin Na, 1 Up					
G2: lost to Billy Horschel, 2 and 1					
G3: beat Jordan Spieth, 1 Up					
					2,957,824

Mexico Championship

2009 CA Championship	72	72-71-74-75	292	+4	37,000
2012 Cadillac Championship	2	70-62-67-74	273	-15	845,000
2013 Cadillac Championship	T18	66-69-71-75	281	-7	93,000
2014 Cadillac Championship	T2	73-72-72-68	285	-3	753,000
2015 Cadillac Championship	3	71-69-70-71	281	-7	540,000
2016 Cadillac Championship	2	69-69-71-68	277	-11	1,018,000
2017 Mexico Championship	T38	73-72-68-71	284	E	64,000
2018 Mexico Championship	T9	69-66-72-67	274	-10	182,000
2019 Mexico Championship	T27	70-75-66-70	281	-3	85,000
					3,617,000

FedEx St. Jude Invitational

2010 Bridgestone Invit'l	T22	64-71-70-74	279	-1	72,000
2011 Bridgestone Invit'l	T21	69-70-68-70	277	-3	81,250
2012 Bridgestone Invit'l	T19	66-73-72-67	278	-2	82,000
2013 Bridgestone Invit'l	T27	67-69-72-74	282	+2	73,500
2014 Bridgestone Invit'l	T37	69-70-73-68	280	E	64,500
2015 Bridgestone Invit'l	2	70-66-69-66	271	-9	930,000
2016 Bridgestone Invit'l	T14	72-69-70-70	281	+1	129,000
2017 Bridgestone Invit'l	T17	67-74-66-70	277	-3	95,500
2018 Bridgestone Invit'l	T31	71-69-67-73	280	E	74,750
2019 FedEx St Jude Invit'l	T9	65-70-68-69	272	-8	205,000
					1,807,500

HSBC Champions

2012 HSBC Champions	33	66-72-69-75	282	-6	54,000
2014 HSBC Champions	T8	68-69-69-68	274	-14	161,667
2015 HSBC Champions	1	71-67-69-70	277	-11	1,400,000
2016 HSBC Champions	T35	68-73-68-72	281	-7	63,000
2017 HSBC Champions	T54	71-73-76-73	293	+5	49,250
2020 HSBC Champions	T28	70-69-72-72	283	-5	76,667
					1,804,583
					TOTAL \$10,186,907



LEE WESTWOOD

England



HEIGHT: 6-0
WEIGHT: 205
BIRTHDATE: April 24, 1973
BIRTHPLACE: Worksop, England
RESIDENCE: West Palm Beach, Florida
TURNED PROFESSIONAL: 1993

PGA TOUR VICTORIES (2): 1998 Freeport-McDermott Class. 2010 St. Jude Classic.

INTERNATIONAL VICTORIES (41): 1996 Sumitomo Visa Taiheiyo Masters [Jpn], Volvo Scandinavian Masters [Eur]. 1997 Sumitomo Visa Taiheiyo Masters [Jpn], Benson and Hedges Malaysian Open [Asia], Holden Australian Open [Aust], Volvo Masters Andalucia [Eur]. 1998 Deutsche Bank-SAP Open-TPC of Europe [Eur], National Car Rental English Open [Eur], The Standard Life Loch Lomond [Eur], Belgacom Open [Eur], Sumitomo Visa Taiheiyo Masters [Jpn], Dunlop Phoenix [Jpn]. 1999 TNT Dutch Open [Eur], Smurfit European Open [Eur], Canon European Masters [Eur], Macau Open [Asia]. 2000 Dimension Data Pro-Am [SAF], Deutsche Bank-SAP Open TPC of Europe [Eur], Compaq European Grand Prix [Eur], Smurfit European Open [Eur], Volvo Scandinavian Masters [Eur], Belgacom Open [Eur], Cisco World Match Play Championship [Eur], Smurfit European Open [Eur], Belgacom Open [Eur]. 2003 BMW International Open [Eur], Dunhill Links Championship [Eur], Nelson Mandela Invitational [with Simon Hobday] [SAF]. 2007 Valle Romano Open de Andalucia [Eur]. 2009 Portugal Masters [Eur], Dubai World Championship [Eur]. 2010 Nedbank Golf Challenge [SAF]. 2011 Indonesian Masters [Asia], Ballantine's Championship [Eur], Nedbank Golf Challenge [SAF], Thailand Golf Championship [Asia]. 2012 Indonesian Masters [Asia], Nordea Masters [Eur]. 2014 Maybank Malaysian Open [Eur], Thailand Golf Championship [Asia]. 2015 CIMB Niaga Indonesian Masters [Asia]. 2018 Nedbank Golf Challenge hosted by Gary Player. 2020 Abu Dhabi HSBC Championship presented by EGA.

WORLD GOLF CHAMPIONSHIPS CAREER SUMMARY

Tournament	Position	Total Score	Total Score	Par	Money
Dell Technologies Match Play (17-21-1)					
1999 Accenture Match Play	T33				25,000
R1: lost to Eduardo Romero, 3 and 2					
2000 Accenture Match Play	T17				50,000
R1: beat Brandt Jobe, 2 and 1					
R2: lost to Scott Hoch, 1 down					
2002 Accenture Match Play	T17				55,000
R1: beat Shingo Katayama, 4 and 3					
R2: lost to John Cook, 1 down					
2004 Accenture Match Play	T33				35,000
R1: lost to Phil Mickelson, 3 and 1					
2005 Accenture Match Play	T17				85,000
R1: beat Steve Flesch, 4 and 3					
R2: lost to Davis Love III, 7 and 6					
2006 Accenture Match Play	T33				35,000
R1: lost to Scott Verplank, 26 holes					
2007 Accenture Match Play	T33				40,000
R1: lost to Padraig Harrington, 19 holes					
2008 Accenture Match Play	T17				90,000
R1: beat Brandt Snedeker, 3 and 2					
R2: lost to Justin Leonard, 2 and 1					
2009 Accenture Match Play	T17				95,000
R1: beat Prayad Marksaeng, 2 and 1					
R2: lost to Stewart Cink, 23 holes					
2010 Accenture Match Play	T17				95,000
R1: beat Chris Wood, 3 and 1					
R2: lost to Nick Watney, 2 and 1					
2011 Accenture Match Play	T17				95,000
R1: beat Henrik Stenson, 3 and 2					
R2: lost to Nick Watney, 1 Up					
2012 Accenture Match Play	4				490,000
R1: beat Nicolas Colsaerts, 3 and 1					
R2: beat Robert Karlsson, 3 and 2					
R3: beat Nick Watney, 3 and 2					
QF: beat Martin Laird, 4 and 2					
SF: lost to Rory McIlroy, 3 and 1					
Consolation: lost to Mark Wilson, 1 Up					
2013 Accenture Match Play	T33				46,000
R1: lost to Rafa Cabrera Bello, 19 holes					
2014 Accenture Match Play	T33				48,000
R1: lost to Harris English, 5 and 3					
2015 Cadillac Match Play	T9				150,000
G1: beat Matt Every, 1 Up					
G2: beat Mikko Ilonen, 1 Up					
G3: beat Jordan Spieth, 2 Up					
R4: lost to Danny Willett, 3 and 2					

2016 Dell Match Play	T38				63,000
G1: lost to Sergio Garcia, 1 Up					
G2: beat Marc Leishman, 1 Up					
G3: lost to Ryan Moore, 3 and 1					
2017 Dell Tech Match Play	T17				93,308
G1: lost to Marc Leishman, 3 and 2					
G2: beat Jason Day,					
G3: beat Pat Perez, 2 and 1					
2019 Dell Tech Match Play	T56				53,000
G1: lost to Xander Schauffele, 1 Up					
G2: tied Rafa Cabrera Bello, Tied					
G3: lost to Tyrrell Hatton, 3 and 1					
					1,643,308

Mexico Championship

1999 American Express	T4	73-67-71-73	284	E	176,667
2000 American Express	2	72-72-68-67	279	-9	500,000
2003 American Express	T35	72-71-71-75	289	+9	41,500
2004 American Express	T13	68-69-71-73	281	-7	90,000
2005 American Express	T51	71-75-75-68	289	+9	40,500
2006 American Express	T32	71-66-73-72	282	-2	61,000
2008 CA Championship	T34	71-72-72-68	283	-5	57,500
2009 CA Championship	T61	71-71-78-69	289	+1	39,550
2010 CA Championship	T30	74-68-74-69	285	-3	70,000
2011 Cadillac Championship	T18	70-74-70-68	282	-6	89,000
2012 Cadillac Championship	T29	76-67-68-72	283	-5	67,500
2013 Cadillac Championship	T25	73-69-71-71	284	-4	79,000
2014 Cadillac Championship	T34	75-79-70-70	294	+6	68,500
2015 Cadillac Championship	T12	71-72-70-75	288	E	123,000
2017 Mexico Championship	T28	67-71-66-78	282	-2	75,625
2019 Mexico Championship	T33	73-71-65-73	282	-2	78,000
					1,657,342

FedEx St. Jude Invitational

1999 NEC Invitational	T33	74-72-70-72	288	+8	34,000
2000 NEC Invitational	T20	66-69-73-72	280	E	68,333
2001 NEC Invitational	W/D	70-78	148	+8	0
2002 NEC Invitational	T15	68-69-72-70	279	-5	60,875
2003 NEC Invitational	T46	70-70-73-73	286	+6	31,500
2004 NEC Invitational	T9	69-69-69-69	276	-4	116,000
2005 NEC Invitational	T24	73-72-63-74	282	+2	69,000
2006 Bridgestone Invit'l	W/D	79-67-74	220	+10	0
2007 Bridgestone Invit'l	T22	68-71-79-69	287	+7	66,250
2008 Bridgestone Invit'l	T2	70-65-67-69	271	-9	635,000
2009 Bridgestone Invit'l	9	69-71-70-65	275	-5	160,000
2010 Bridgestone Invit'l	W/D	71-76	147	+7	0
2011 Bridgestone Invit'l	T9	67-71-68-65	271	-9	152,500
2012 Bridgestone Invit'l	70	68-72-81-73	294	+14	42,000
2013 Bridgestone Invit'l	T40	71-71-71-72	285	+5	61,500
2014 Bridgestone Invit'l	T19	72-71-70-63	276	-4	89,000
2015 Bridgestone Invit'l	T17	68-70-73-68	279	-1	88,500
2017 Bridgestone Invit'l	T47	72-78-68-67	285	+5	57,000
					1,731,458

HSBC Champions

2010 HSBC Champions	2	66-70-67-67	270	-18	675,000
2011 HSBC Champions	T13	69-68-67-74	278	-10	90,000
2012 HSBC Champions	T6	70-67-61-72	270	-18	190,000
2014 HSBC Champions	T55	71-73-68-75	287	-1	46,250
2015 HSBC Champions	T20	70-73-69-73	285	-3	81,000
2016 HSBC Champions	T51	72-69-71-73	285	-3	49,000
2017 HSBC Champions	29	69-70-77-69	285	-3	75,000
					1,353,750
TOTAL					\$6,385,858



BERND WIESBERGER

Austria

HEIGHT: 6-2
WEIGHT: 189
BIRTHDATE: October 08, 1985
BIRTHPLACE: Vienna, Austria
RESIDENCE: Oberwart, Austria
TURNED PROFESSIONAL: 2006

BEST PGA TOUR CAREER FINISH: 9-2018 WGC-HSBC Champions.

INTERNATIONAL VICTORIES (10): **2010** Allianz Golf Open de Lyon [EurChall], Allianz Golf Open du Grand Toulouse [EurChall]. **2012** Ballantine's Championship [Eur], Lyoness Open [Eur]. **2013** CIMB Niaga Indonesian Masters [Asia]. **2015** Alstom Open de France [Eur]. **2017** Shenzhen International [Eur]. **2019** Made in Denmark presented by FREJA, Aberdeen Standard Investments Scottish Open, Italian Open.

WORLD GOLF CHAMPIONSHIPS CAREER SUMMARY

Tournament	Position	Total Score	Total Score	Par	Money
Dell Technologies Match Play (4-7-2)					
2014 Accenture Match Play	T33				48,000
R1: lost to Matt Kuchar, 3 and 2					
2015 Cadillac Match Play	T34				63,500
G1: lost to Jamie Donaldson, 1 Up					
G2: beat Sergio Garcia, 2 and 1					
G3: lost to Tommy Fleetwood, 19 holes					
2016 Dell Match Play	T51				52,000
G1: lost to Andy Sullivan, 3 and 2					
G2: lost to Louis Oosthuizen, 2 and 1					
G3: tied Matt Jones, Tied					
2017 Dell Tech Match Play	T17				93,308
G1: beat Francesco Molinari, 2 Up					
G2: lost to Alex Noren, 3 and 2					
G3: beat Thongchai Jaidee, 1 Up					
2018 Dell Tech Match Play	T29				77,429
G1: beat Dustin Johnson, 3 and 1					
G2: lost to Kevin Kisner, 5 and 4					
G3: tied Adam Hadwin, Tied					
					334,236

Mexico Championship

2015 Cadillac Championship	T31	74-74-71-72	291	+3	72,000
2016 Cadillac Championship	T14	72-69-74-71	286	-2	120,000
2017 Mexico Championship	T45	73-70-71-71	285	+1	59,000
2018 Mexico Championship	T30	73-71-72-66	282	-2	81,429
					332,429

FedEx St. Jude Invitational

2012 Bridgestone Invit'l	T55	70-71-74-72	287	+7	46,500
2015 Bridgestone Invit'l	T25	71-74-66-69	280	E	74,667
2017 Bridgestone Invit'l	T41	70-72-72-69	283	+3	63,000
					184,167

HSBC Champions

2012 HSBC Champions	T28	72-72-68-68	280	-8	57,500
2016 HSBC Champions	T17	70-66-69-70	275	-13	89,000
2017 HSBC Champions	T35	71-72-73-71	287	-1	67,000
2018 HSBC Champions	T9	71-70-70-71	282	-6	176,000
2020 HSBC Champions	T49	70-73-71-75	289	+1	56,500
					446,000
			TOTAL		\$1,296,832



DANNY WILLETT

England

HEIGHT: 5-11
WEIGHT: 170
BIRTHDATE: October 03, 1987
BIRTHPLACE: Sheffield, England
RESIDENCE: Sheffield, England
TURNED PROFESSIONAL: 2008

PGA TOUR VICTORIES (1): 2016 Masters Tournament.

INTERNATIONAL VICTORIES (6): **2012** BMW International Open [Eur]. **2015** Nedbank Golf Challenge [Eur], Omega European Masters [Eur]. **2016** Omega Dubai Desert Classic [Eur]. **2018** DP World Tour Championship. **2019** BMW PGA Championship.

WORLD GOLF CHAMPIONSHIPS CAREER SUMMARY

Tournament	Position	Total Score	Total Score	Par	Money
Dell Technologies Match Play (8-4-1)					
2015 Cadillac Match Play	3				646,000
G1: beat Ryan Moore, 3 and 2					
G2: beat Patrick Reed, 2 and 1					
G3: beat Andy Sullivan, 1 Up					
R4: beat Lee Westwood, 3 and 2					
QF: beat Tommy Fleetwood, 4 and 3					
SF: lost to Gary Woodland, 3 and 2					
Consolation: beat Jim Furyk, 3 and 2					
2016 Dell Match Play	T28				74,500
G1: tied Jaco Van Zyl, Tied					
G2: lost to Billy Horschel, 3 and 2					
G3: beat Brooks Koepka, 4 and 3					
2017 Dell Tech Match Play	T39				63,500
G1: lost to K.T. Kim, 4 and 2					
G2: lost to Bill Haas, 6 and 5					
G3: beat Russell Knox, 4 and 2					
					784,000

Mexico Championship

2015 Cadillac Championship	T12	73-76-71-68	288	E	123,000
2016 Cadillac Championship	T3	68-69-72-69	278	-10	483,000
2017 Mexico Championship	69	76-72-72-75	295	+11	45,250
2019 Mexico Championship	T27	71-69-70-71	281	-3	85,000
					736,250

FedEx St. Jude Invitational

2012 Bridgestone Invit'l	T50	72-74-73-67	286	+6	49,000
2015 Bridgestone Invit'l	T17	70-71-69-69	279	-1	88,500
2017 Bridgestone Invit'l	76	76-74-74-77	301	+21	43,500
2019 FedEx St. Jude Invit'l	T48	69-72-70-70	281	+1	66,000
					247,000

HSBC Champions

2010 HSBC Champions	T67	77-69-75-77	298	+10	30,250
2012 HSBC Champions	T62	74-73-71-73	291	+3	32,500
2016 HSBC Champions	T3	65-74-70-62	271	-17	422,500
2017 HSBC Champions	75	74-78-75-75	302	+14	42,750
2020 HSBC Champions	T73	68-77-78-76	299	+11	46,000
					574,000
			TOTAL		\$2,341,250



GARY WOODLAND

United States



HEIGHT: 6-1
WEIGHT: 195
BIRTHDATE: May 21, 1984
BIRTHPLACE: Topeka, Kansas
RESIDENCE: Delray Beach, Florida
TURNED PROFESSIONAL: 2007

PGA TOUR VICTORIES (4): 2011 Transitions Championship. 2013 Reno-Tahoe Open. 2018 Waste Management Phoenix. 2019 U.S. Open.

OTHER VICTORIES (1): 2011 OMEGA Mission Hills World Cup [with Matt Kuchar].

WORLD GOLF CHAMPIONSHIPS CAREER SUMMARY

Tournament	Position	Total Score	Total Score	Par	Money
Dell Technologies Match Play (10-7-1)					
2012 Accenture Match Play	T33				45,000
R1: lost to Charl Schwartzel, 4 and 2					
2014 Accenture Match Play	T33				48,000
R1: lost to Graeme McDowell, 19 holes					
2015 Cadillac Match Play	2				930,000
G1: beat Jimmy Walker, 19 holes					
G2: beat Ian Poulter, 3 and 2					
G3: beat Webb Simpson, 1 Up					
R4: beat Marc Leishman, 2 and 1					
QF: beat John Senden, 5 and 3					
SF: beat Danny Willett, 3 and 2					
Championship: lost to Rory McIlroy, 4 and 2					
2017 Dell Tech Match Play	39				63,500
G1: beat Emiliano Grillo, 3 and 2					
G2: lost to Rory McIlroy,					
G3: lost to Søren Kjeldsen,					
2018 Dell Tech Match Play	T29				77,429
G1: tied Webb Simpson, Tied					
G2: lost to Si Woo Kim, 5 and 3					
G3: beat Pat Perez, 1 Up					
2019 Dell Tech Match Play	T17				108,429
G1: beat Eddie Pepperell, 2 and 1					
G2: beat Emiliano Grillo, 1 Up					
G3: lost to Justin Rose, 1 Up					
					1,272,357

Mexico Championship

2012 Cadillac Championship	T29	71-70-70-72	283	-5	67,500
2014 Cadillac Championship	T16	72-78-71-71	292	+4	90,667
2015 Cadillac Championship	T23	70-74-76-70	290	+2	83,000
2017 Mexico Championship	T38	73-67-74-70	284	E	64,000
2018 Mexico Championship	T50	74-71-73-68	286	+2	63,500
2019 Mexico Championship	T17	71-71-67-69	278	-6	115,500
					484,167

FedEx St. Jude Invitational

2011 Bridgestone Invit'l	T45	70-66-73-73	282	+2	53,000
2014 Bridgestone Invit'l	T19	70-68-68-70	276	-4	89,000
2015 Bridgestone Invit'l	T57	75-69-72-73	289	+9	45,750
2017 Bridgestone Invit'l	T63	74-77-70-67	288	+8	46,500
2018 Bridgestone Invit'l	T17	67-71-69-68	275	-5	104,250
2019 FedEx St. Jude Invit'l	T55	73-71-70-72	286	+6	59,500
					398,000

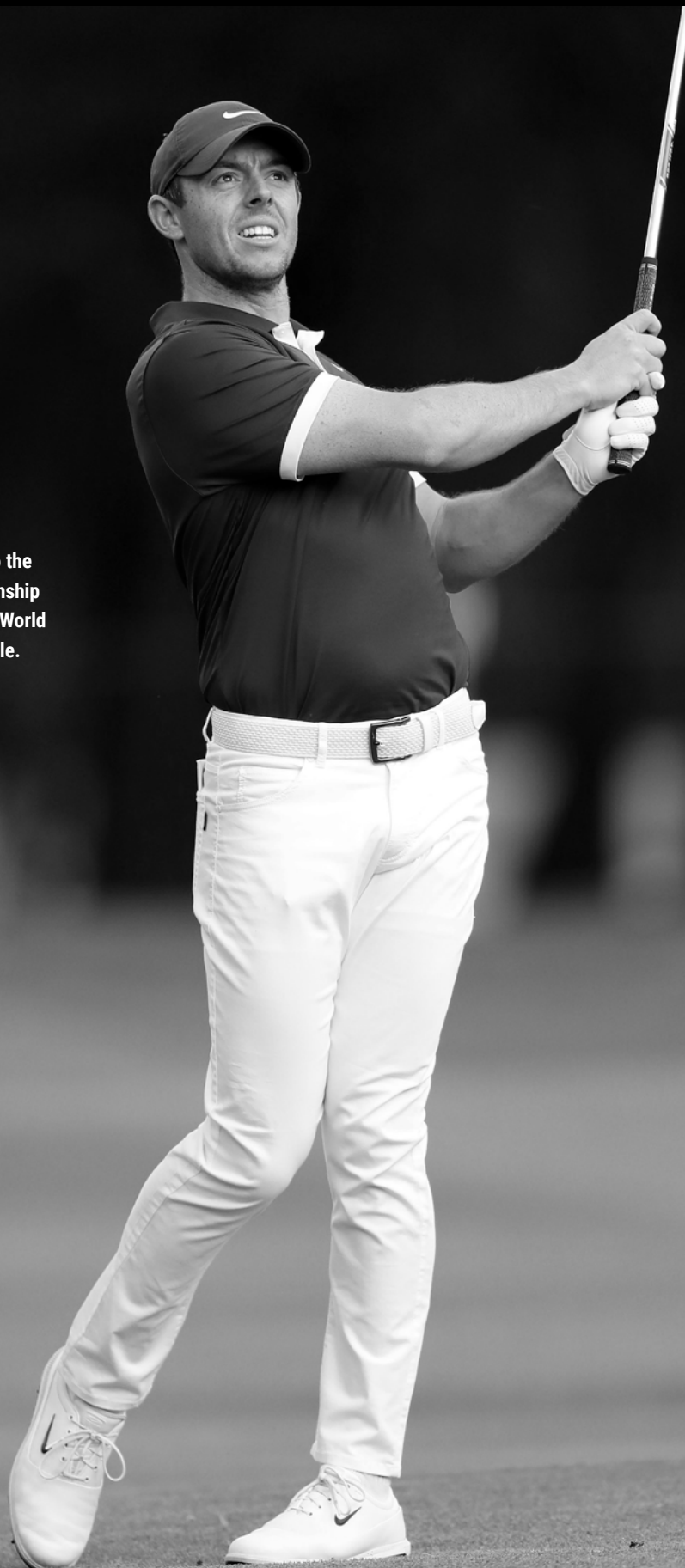
HSBC Champions

2015 HSBC Champions	T56	73-75-74-73	295	+7	45,250
2016 HSBC Champions	T23	69-71-73-65	278	-10	75,750
2017 HSBC Champions	T47	71-74-73-72	290	+2	55,000
					176,000

TOTAL \$2,330,524

World Golf Championships

Rory McIlroy returns to the WGC-Mexico Championship in search of his fourth World Golf Championships title.



2020 Dell Technologies Match Play Facts

EVENT:

World Golf Championships-Dell Technologies Match Play
(Dell Technologies Match Play on second reference)



The World Golf Championships-Dell Technologies Match Play is one of four World Golf Championships sanctioned and organized by the operational committee of the International Federation of PGA Tours, which includes the Asian Tour, European Tour, Japan Golf Tour, PGA TOUR, PGA Tour of Australasia and Sunshine Tour. The other World Golf Championships include the Mexico Championship (Mexico City, Mexico) FedEx St. Jude Invitational (Tennessee, USA) and HSBC Champions (China).

DATE:

March 23-29, 2020

SITE:

Austin Country Club, Austin, Texas

YARDAGE:

35-36=71/7,108 yards

ARCHITECT:

Pete Dye – 1984

2019 CHAMPION:

Kevin Kisner, defeated Matt Kuchar 3 and 2

FORMAT:

Match play (hole-by-hole competition)

The 64-player Dell Technologies Match Play field will be divided into 16 four-player groups. Each group will play round-robin matches within their group on Wednesday, Thursday and Friday (March 25, 26 and 27). The player with the best record in each of the four player groups advances to the Round of 16 for single-elimination match play (in the event of a two-way tie in a group, head-to-head match results will be used as the tiebreaker; a three-way tie will require a sudden-death stroke play hole by hole playoff).

Group Play (Round Robin) Matches – 18-hole matches played to either a conclusion or a halve (matches will not be extended beyond 18 holes).

Wednesday, Round 1 – 32 matches (64 players)

Thursday, Round 2 – 32 matches (64 players)

Friday, Round 3 – 32 matches (64 players)

Players in the field assigned a seed number for the competition determined by their position on the Official World Rankings, as of Monday the week of the tournament (March 23, 2019 – after the Valspar Championship). The highest ranked player in the field Seed #1, and the lowest ranked player in the field Seed #64.

Players are then placed into four pools of 16 players.

Pool A: 1-16

Pool B: 17-32

Pool C: 33-48

Pool D: 49-64

The top 16 players will be the top player in each of the 16 groups. So the No. 1 seed is the top player in Group 1, No. 2 seed is the top player in Group 2 and so on.

The remaining players in each group will be picked randomly and unveiled on the Dell Technologies Match Play Draw Show on Monday, March 23.

During group play (Rounds 1, 2 and 3) players play 18-hole matches against each of the other players in their group. Matches played to either a conclusion or a halve. Matches all square after 18 holes are not extended. Points awarded to players based on results of each match as follows: Winner-1 point, Loser-0 point, Halved-each player ½ point.

The player in each group with the highest point total at the end of group play advances to the 16-player, single-elimination matches. In the event two or more players in a group are equal with the highest point totals, a stroke play hole-by-hole playoff will determine the player that advances to the 16 player, single-elimination matches.

Group play hole-by-hole playoffs will be conducted after the matches in a group are complete and after all of the group play matches have started their third-round match. Group play hole-by-hole playoffs will start on the first hole and play holes 1 through 18 in sequence repeated if necessary, until the player is determined who will advance to the elimination play matches.

Single-elimination matches – 18-hole matches played to a conclusion. No halved matches. Matches all square after 18 holes will be extended until a winner is determined.

Round 4 - Saturday morning - Eight matches (16 players) - winners advance to round 5 (quarter-final) matches. Matches all square after 18 holes in round 4 extended on holes 10 through 18 and repeated if necessary.

Round 5 - Saturday afternoon – Four quarter-final matches (eight players) - winners advance to round 6 (semi-final) matches. Matches all square after 18 holes in rounds 5 are extended on holes 12 through 18 and repeated if necessary.

Round 6 - Sunday morning – Two semi-final matches (four players) - winners advance to the championship match, losers advance to match for third place. Matches all square after 18 holes in rounds 6 are extended on holes 12 through 18 and repeated if necessary.

Round 7 - Sunday afternoon – match for third place (two players) and championship match (two players). Matches all square after 18 holes in round 7 are extended on holes 12 through 18 and repeated if necessary.

2020 Dell Technologies Match Play Facts

For more details on group format, visit www.worldgolfchampionships.com.

PURSE:

\$10.5 million (US); \$1.785 million to the winner
Prize money earned will be considered official on each player's home Tour.

FIELD:

The Dell Technologies Match Play boasts one of the strongest international fields of the year in all of golf. The world-class field is made up of the following:

- The top 64 available players from the Official World Golf Ranking, as of the Monday one week prior to the week of the tournament (March 16, 2020)
- These 64 players are then seeded by their ranking based on their position in the OWGR the following Monday, March 23, 2020.

TV LISTINGS:

The Dell Technologies Match Play is broadcast to more than 210 countries and territories in 23 languages.

TROPHY:

Walter Hagen Cup

WEBSITE:

www.delltechnologiesmatchplay.com

TICKETS:

A limited number of tickets remain available and can be purchased at www.delltechnologiesmatchplay.com or by calling 844-868-7465. Tickets available include weekly grounds badges that grant access to the Austin Country Club grounds and all public venues, fan activations and bleachers. Additionally, ULTRA Club badges are available. Located on the 12th fairway, the ULTRA Club offers an upgraded venue to sit, mingle and enjoy a choice of food and beverages for purchase. Several large-screen televisions keep guests in all the action with the open-seating, relaxed sports bar setting.

CHARITY:

The Dell Technologies Match Play is entering its fifth year in Austin. The Dell Technologies Match Play Championship generated over \$1.1 million to local charities in its fourth year in Austin. The First Tee of Greater Austin and Dell Children's Hospital are designated as the local charity beneficiaries for the 2020 event. In total, the Dell Technologies Match Play has generated more than \$19 million for charity since its inception, including prior title sponsors. The World Golf Championships as a whole have generated more than \$60 million for global charities since 1999. For more information, visit www.WorldGolfChampionships.com.

HISTORY:

Year	Winner	Score	Site
1999	Jeff Maggert	1-up/Andrew Magee	La Costa Resort & Spa, Carlsbad, CA
2000	Darren Clarke	4 and 3/Tiger Woods	La Costa Resort & Spa, Carlsbad, CA
2001	Steve Stricker	2 and 1/Pierre Fulke	The Metropolitan Club, Melbourne, AU
2002	Kevin Sutherland	1-up/Scott McCarron	La Costa Resort & Spa, Carlsbad, CA
2003	Tiger Woods	2 and 1/David Toms	La Costa Resort & Spa, Carlsbad, CA
2004	Tiger Woods	3 and 2/Davis Love III	La Costa Resort & Spa, Carlsbad, CA
2005	David Toms	6 and 5/Chris DiMarco	La Costa Resort & Spa, Carlsbad, CA
2006	Geoff Ogilvy	3 and 2/Davis Love III	La Costa Resort & Spa, Carlsbad, CA
2007	Henrik Stenson	2 and 1/Geoff Ogilvy	The Gallery Golf Club, Marana, AZ
2008	Tiger Woods	8 and 7/Stewart Cink	The Gallery Golf Club, Marana, AZ
2009	Geoff Ogilvy	4 and 3/Paul Casey	Ritz-Carlton Golf Club, Marana, AZ
2010	Ian Poulter	4 and 2/Paul Casey	Ritz-Carlton Golf Club, Marana, AZ
2011	Luke Donald	3 and 2/Martin Kaymer	Ritz-Carlton Golf Club, Marana, AZ
2012	Hunter Mahan	2 and 1/Rory McIlroy	Ritz-Carlton Golf Club, Marana, AZ
2013	Matt Kuchar	2 and 1/Hunter Mahan	GC at Dove Mtn., Marana, AZ
2014	Jason Day	1-up, 23 holes/V. Dubuisson	GC at Dove Mtn., Marana, AZ
2015	Rory McIlroy	4 and 2/Gary Woodland	TPC Harding Park, San Francisco, CA
2016	Jason Day	5 and 4/Louis Oosthuizen	Austin Country Club, Austin, TX
2017	Dustin Johnson	1-up/Jon Rahm	Austin Country Club, Austin, TX
2018	Bubba Watson	1-up/Kevin Kisner	Austin Country Club, Austin, TX
2019	Kevin Kisner	3 and 2/Matt Kuchar	Austin Country Club, Austin, TX

ABOUT DELL TECHNOLOGIES:

Dell Technologies is a unique family of businesses that provides the essential infrastructure for organizations to build their digital future, transform IT and protect their most important asset, information. The company services customers of all sizes across 180 countries – ranging from 90 percent of the Fortune 500 to individual consumers – with the industry's most comprehensive and innovative portfolio from the edge to the core to the cloud.

UMBRELLA SPONSORS:

Dell Technologies, Grupo Salinas, FedEx, HSBC

SOCIAL:

Facebook - www.facebook.com/dellmatchplay
Twitter - @DellMatchPlay
Instagram - @DellMatchPlay

CHAMPIONSHIP OFFICE:

3600 Capital of Texas Highway
Suite 230
Austin, TX 78746
512-949-5885

Tournament Executive Director:
Tournament Services Senior Manager:
Tournament Sales Manager:
Tournament Operations Manager:
Tournament Coordinator:

Jordan Uppleger
Callie Gibson
Kris Devlin
Geoff Hill
Rosalyne Barnett

MEDIA CONTACTS:

Nick Parker
Manager Communications, PGA TOUR
904-806-4582, nickparker@pgatourhq.com

2019 Dell Technologies Match Play

Group	3/27/2019 Wednesday Round 1	3/29/2019 Thursday Round 2	3/29/2019 Friday Round 3	3/30/2019 Saturday Round 4	3/30/2019 Saturday Round 5 Quarter Finals	3/31/2019 Sunday Round 6 Semi Finals	3/31/2019 Sunday Round 7 Championship
1	Match 31 1 Dustin Johnson, USA 55 Chez Reavie, USA Match 32 24 Hideki Matsuyama, JPN 40 Branden Grace, RSA	Match 55 1 Dustin Johnson, USA 40 Branden Grace, RSA Match 56 24 Hideki Matsuyama, JPN 55 Chez Reavie, USA	Match 79 1 Dustin Johnson, USA 24 Hideki Matsuyama, JPN Match 80 40 Branden Grace, RSA 55 Chez Reavie, USA	Match 100 26 Sergio Garcia, ESP	Match 106 23 Matt Kuchar, USA	Match 109 23 Matt Kuchar, USA	Champion Kevin Kisner, USA 3 and 2 \$1,745,000
16	Match 29 16 Patrick Reed, USA 51 Andrew Putnam, USA Match 30 26 Sergio Garcia, ESP 46 Shane Lowry, IRL	Match 53 16 Patrick Reed, USA 46 Shane Lowry, IRL Match 54 26 Sergio Garcia, ESP 51 Andrew Putnam, USA	Match 77 16 Patrick Reed, USA 26 Sergio Garcia, ESP Match 78 46 Shane Lowry, IRL 51 Andrew Putnam, USA	Match 100 26 Sergio Garcia, ESP	Match 106 23 Matt Kuchar, USA	Match 109 23 Matt Kuchar, USA	Second Place Matt Kuchar, USA \$1,095,000
8	Match 27 8 Jon Rahm, ESP 54 Si Woo Kim, KOR Match 28 23 Matt Kuchar, USA 43 J.B. Holmes, USA	Match 51 8 Jon Rahm, ESP 43 J.B. Holmes, USA Match 52 23 Matt Kuchar, USA 54 Si Woo Kim, KOR	Match 75 8 Jon Rahm, ESP 23 Matt Kuchar, USA Match 76 43 J.B. Holmes, USA 54 Si Woo Kim, KOR	Match 99 23 Matt Kuchar, USA	Match 106 23 Matt Kuchar, USA	Match 109 23 Matt Kuchar, USA	Third Place Francesco Molinari, ITA 4 and 2 \$712,000
9	Match 25 9 Xander Schauffele, USA 62 Lee Westwood, ENG Match 26 29 Rafa Cabrera Bello, ESP 35 Tyrrell Hatton, ENG	Match 49 9 Xander Schauffele, USA 35 Tyrrell Hatton, ENG Match 50 29 Rafa Cabrera Bello, ESP 62 Lee Westwood, ENG	Match 73 9 Xander Schauffele, USA 29 Rafa Cabrera Bello, ESP Match 74 35 Tyrrell Hatton, ENG 62 Lee Westwood, ENG	Match 99 35 Tyrrell Hatton, ENG	Match 106 23 Matt Kuchar, USA	Match 109 23 Matt Kuchar, USA	Fourth Place Lucas Bjerregaard, DEN \$574,000
4	Match 23 4 Rory McIlroy, NIR 64 Luke List, USA Match 24 32 Matthew Fitzpatrick, ENG 47 Justin Harding, RSA	Match 47 4 Rory McIlroy, NIR 47 Justin Harding, RSA Match 48 32 Matthew Fitzpatrick, ENG 64 Luke List, USA	Match 71 4 Rory McIlroy, NIR 32 Matthew Fitzpatrick, ENG Match 72 47 Justin Harding, RSA 64 Luke List, USA	Match 98 4 Rory McIlroy, NIR	Match 106 23 Matt Kuchar, USA	Match 109 23 Matt Kuchar, USA	Championship Match
13	Match 21 13 Tiger Woods, USA 61 Aaron Wise, USA Match 22 18 Patrick Cantlay, USA 44 Brandt Snedeker, USA	Match 45 13 Tiger Woods, USA 44 Brandt Snedeker, USA Match 46 18 Patrick Cantlay, USA 61 Aaron Wise, USA	Match 69 13 Tiger Woods, USA 18 Patrick Cantlay, USA Match 70 44 Brandt Snedeker, USA 61 Aaron Wise, USA	Match 98 13 Tiger Woods, USA	Match 105 50 Lucas Bjerregaard, DEN	Match 109 50 Lucas Bjerregaard, DEN	Match for Third Place
5	Match 19 5 Justin Thomas, USA 50 Lucas Bjerregaard, DEN Match 20 31 Keegan Bradley, USA 33 Matt Wallace, ENG	Match 43 5 Justin Thomas, USA 33 Matt Wallace, ENG Match 44 31 Keegan Bradley, USA 50 Lucas Bjerregaard, DEN	Match 67 5 Justin Thomas, USA 31 Keegan Bradley, USA Match 68 33 Matt Wallace, ENG 50 Lucas Bjerregaard, DEN	Match 97 50 Lucas Bjerregaard, DEN	Match 105 50 Lucas Bjerregaard, DEN	Match 109 50 Lucas Bjerregaard, DEN	Match for Third Place
12	Match 17 12 Jason Day, AUS 52 Jim Furyk, USA Match 18 20 Phil Mickelson, USA 37 Henrik Stenson, SWE	Match 41 12 Jason Day, AUS 37 Henrik Stenson, SWE Match 42 20 Phil Mickelson, USA 52 Jim Furyk, USA	Match 65 12 Jason Day, AUS 20 Phil Mickelson, USA Match 66 37 Henrik Stenson, SWE 52 Jim Furyk, USA	Match 97 37 Henrik Stenson, SWE	Match 105 50 Lucas Bjerregaard, DEN	Match 109 50 Lucas Bjerregaard, DEN	Match for Third Place

Report Generated at 18:05:04 on 03/31/19

Group	3/31/2019 Sunday Round 6 Semi Finals	3/30/2019 Saturday Round 5 Quarter Finals	3/30/2019 Saturday Round 4	3/29/2019 Friday Round 3	3/28/2019 Thursday Round 2	3/27/2019 Wednesday Round 1
2	Match 15 2 Justin Rose, ENG 53 Emiliano Grillo, ARG	Match 39 2 Justin Rose, ENG 34 Eddie Pepperell, ENG	Match 95 2 Justin Rose, ENG 22 Gary Woodland, USA	Match 104 57 Kevin Na, USA	Match 108 7 Francesco Molinari, ITA	Match 110 48 Kevin Kisner, USA
15	Match 13 15 Bubba Watson, USA 57 Kevin Na, USA Match 14 28 Jordan Spieth, USA 38 Billy Horschel, USA	Match 37 15 Bubba Watson, USA 38 Billy Horschel, USA Match 38 28 Jordan Spieth, USA 57 Kevin Na, USA	Match 93 15 Bubba Watson, USA 28 Jordan Spieth, USA Match 94 38 Billy Horschel, USA 57 Kevin Na, USA	Match 104 57 Kevin Na, USA	Match 108 7 Francesco Molinari, ITA	Match 110 48 Kevin Kisner, USA
7	Match 11 7 Francesco Molinari, ITA 63 Satoshi Kodaira, JPN	Match 35 7 Francesco Molinari, ITA 45 Thorbjorn Olesen, DEN	Match 91 7 Francesco Molinari, ITA 21 Webb Simpson, USA	Match 103 7 Francesco Molinari, ITA	Match 108 7 Francesco Molinari, ITA	Match 110 48 Kevin Kisner, USA
10	Match 12 21 Webb Simpson, USA 45 Thorbjorn Olesen, DEN	Match 36 21 Webb Simpson, USA 63 Satoshi Kodaira, JPN	Match 92 21 Webb Simpson, USA 63 Satoshi Kodaira, JPN	Match 103 10 Paul Casey, ENG	Match 108 7 Francesco Molinari, ITA	Match 110 48 Kevin Kisner, USA
3	Match 9 10 Paul Casey, ENG 58 Abraham Ancer, MEX	Match 33 10 Paul Casey, ENG 42 Charles Howell III, USA	Match 89 10 Paul Casey, ENG 25 Cameron Smith, USA	Match 102 48 Kevin Kisner, USA	Match 108 7 Francesco Molinari, ITA	Match 110 48 Kevin Kisner, USA
3	Match 7 3 Brooks Koepka, USA 60 Tom Lewis, ENG	Match 34 25 Cameron Smith, USA 58 Abraham Ancer, MEX	Match 90 42 Charles Howell III, USA 58 Abraham Ancer, MEX	Match 102 48 Kevin Kisner, USA	Match 108 7 Francesco Molinari, ITA	Match 110 48 Kevin Kisner, USA
14	Match 8 14 Tony Finau, USA 56 Keith Mitchell, USA	Match 36 3 Brooks Koepka, USA 60 Tom Lewis, ENG	Match 87 3 Brooks Koepka, USA 27 Alex Noren, SWE	Match 102 48 Kevin Kisner, USA	Match 108 7 Francesco Molinari, ITA	Match 110 48 Kevin Kisner, USA
6	Match 3 6 Bryson DeChambeau, USA 59 Russell Knox, SCO	Match 33 10 Paul Casey, ENG 42 Charles Howell III, USA	Match 89 10 Paul Casey, ENG 25 Cameron Smith, USA	Match 102 48 Kevin Kisner, USA	Match 108 7 Francesco Molinari, ITA	Match 110 48 Kevin Kisner, USA
11	Match 1 11 Tommy Fleetwood, ENG 41 Kyle Stanley, USA	Match 3 6 Bryson DeChambeau, USA 59 Russell Knox, SCO	Match 83 6 Bryson DeChambeau, USA 17 Marc Leishman, AUS	Match 101 19 Louis Oosthuizen, RSA	Match 108 7 Francesco Molinari, ITA	Match 110 48 Kevin Kisner, USA
11	Match 1 11 Tommy Fleetwood, ENG 41 Kyle Stanley, USA	Match 3 6 Bryson DeChambeau, USA 59 Russell Knox, SCO	Match 83 6 Bryson DeChambeau, USA 17 Marc Leishman, AUS	Match 101 19 Louis Oosthuizen, RSA	Match 108 7 Francesco Molinari, ITA	Match 110 48 Kevin Kisner, USA


Report Generated at 18:05:04 on 03/31/19

2018 Dell Technologies Match Play

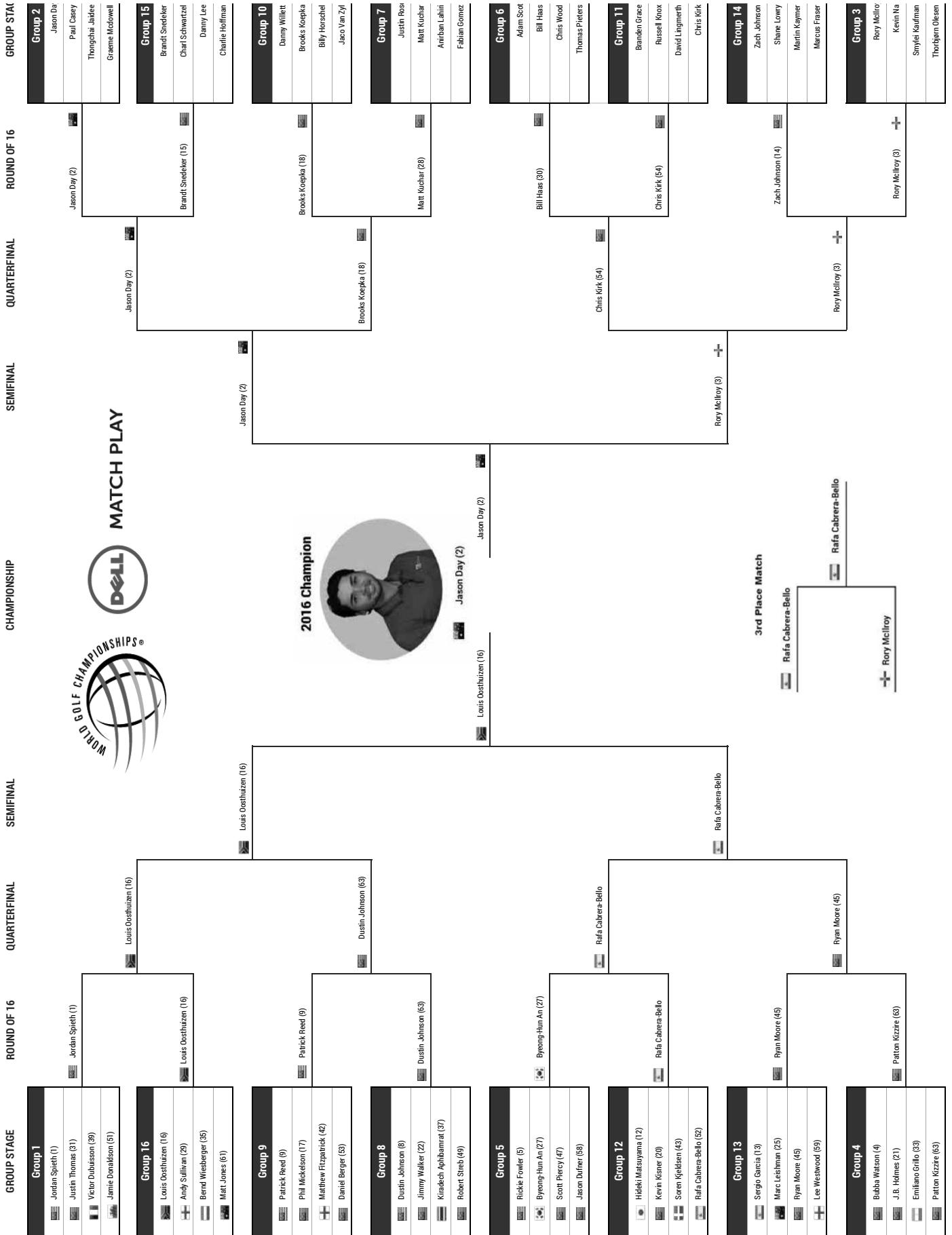
Group	Wednesday Round 1	Thursday Round 2	Friday Round 3	Saturday Round 4	Saturday Round 5 Quarter Finals	Sunday Round 6 Semi Finals
1	Match 19 12:48 pm 1 Dustin Johnson, USA 52 Bernd Wiesberger, AUT 3 and 1	Match 43 11:20 am 1 Dustin Johnson, USA 38 Adam Hadwin, CAN 4 and 3	Match 95 03:00 pm 1 Dustin Johnson, USA 32 Kevin Kisner, USA 4 and 3	Match 104 08:47 am 32 Kevin Kisner, USA 16 Matt Kuchar, USA	Match 108 01:10 pm 32 Kevin Kisner, USA 1 Up	Match 110 09:15 am 32 Kevin Kisner, USA 8 and 6
16	Match 17 12:26 pm 16 Matt Kuchar, USA 54 Zach Johnson, USA Halved	Match 41 10:58 am 16 Matt Kuchar, USA 47 Yuta Ikeda, JPN 1 Up	Match 93 02:38 pm 16 Matt Kuchar, USA 27 Ross Fisher, ENG 6 and 4	Match 103 08:36 am 16 Matt Kuchar, USA 25 Louis Oosthuizen, RSA	Match 109 01:10 pm 25 Louis Oosthuizen, RSA 58 Ian Poulter, ENG 2 and 1	Match 111 09:15 am 25 Louis Oosthuizen, RSA 19 Holes
8	Match 18 12:37 pm 27 Ross Fisher, ENG 47 Yuta Ikeda, JPN 2 and 1	Match 42 11:09 am 27 Ross Fisher, ENG 54 Zach Johnson, USA	Match 94 02:49 pm 47 Yuta Ikeda, JPN 54 Zach Johnson, USA Halved	Match 105 08:36 am 58 Ian Poulter, ENG 9 Tommy Fleetwood, ENG 2 and 1	Match 112 01:10 pm 58 Ian Poulter, ENG 13 Alex Noren, SWE 5 and 3	Match 113 09:15 am 58 Ian Poulter, ENG 13 Alex Noren, SWE 4 and 2
9	Match 15 12:04 pm 8 Jason Day, AUS 56 James Hahn, USA 4 and 2	Match 39 10:36 am 8 Jason Day, AUS 42 Jason Dufner, USA 3 and 1	Match 91 02:16 pm 8 Jason Day, AUS 25 Louis Oosthuizen, RSA 2 Up	Match 106 08:36 am 58 Ian Poulter, ENG 13 Alex Noren, SWE 5 and 3	Match 114 01:10 pm 58 Ian Poulter, ENG 13 Alex Noren, SWE 4 and 2	Match 115 09:15 am 58 Ian Poulter, ENG 13 Alex Noren, SWE 4 and 2
4	Match 11 11:29 am 4 Jordan Spieth, USA 49 Charl Schwartzel, RSA 2 and 1	Match 35 09:52 am 4 Jordan Spieth, USA 34 HaoTong Li, CHN 4 and 2	Match 87 01:32 pm 4 Jordan Spieth, USA 19 Patrick Reed, USA 2 and 1	Match 107 08:25 am 19 Patrick Reed, USA 13 Alex Noren, SWE 5 and 3	Match 116 01:10 pm 19 Patrick Reed, USA 13 Alex Noren, SWE 4 and 2	Match 117 09:15 am 19 Patrick Reed, USA 13 Alex Noren, SWE 4 and 2
13	Match 9 10:58 am 13 Alex Noren, SWE 61 Kevin Na, USA 4 and 2	Match 33 09:30 am 13 Alex Noren, SWE 29 Tony Finau, USA 5 and 4	Match 85 01:10 pm 13 Alex Noren, SWE 29 Tony Finau, USA 1 Up	Match 108 08:25 am 13 Alex Noren, SWE 46 Cameron Smith, AUS 2 and 1	Match 118 01:10 pm 13 Alex Noren, SWE 46 Cameron Smith, AUS 2 and 1	Match 119 09:15 am 13 Alex Noren, SWE 46 Cameron Smith, AUS 2 and 1
5	Match 10 11:09 am 29 Tony Finau, USA 39 Thomas Pieters, BEL 2 and 1	Match 34 09:41 am 29 Tony Finau, USA 61 Kevin Na, USA 3 and 2	Match 86 01:21 pm 39 Thomas Pieters, BEL 61 Kevin Na, USA Halved	Match 109 08:25 am 46 Cameron Smith, AUS 12 Tyrrell Hatton, ENG 3 and 2	Match 120 01:10 pm 46 Cameron Smith, AUS 12 Tyrrell Hatton, ENG 3 and 2	Match 121 09:15 am 46 Cameron Smith, AUS 12 Tyrrell Hatton, ENG 3 and 2
12	Match 7 10:36 am 5 Hideki Matsuyama, JPN 53 Yusaku Miyazato, JPN 2 and 1	Match 63 03:00 pm 5 Hideki Matsuyama, JPN 46 Cameron Smith, AUS 1 Up	Match 83 12:48 pm 5 Hideki Matsuyama, JPN 30 Patrick Cantlay, USA 4 and 3	Match 110 08:14 am 12 Tyrrell Hatton, ENG 12 Tyrrell Hatton, ENG 3 and 2	Match 122 01:10 pm 12 Tyrrell Hatton, ENG 12 Tyrrell Hatton, ENG 3 and 2	Match 123 09:15 am 12 Tyrrell Hatton, ENG 12 Tyrrell Hatton, ENG 3 and 2
	Match 6 10:25 am 22 Charley Hoffman, USA 36 Brendan Steele, USA 1 Up	Match 62 02:49 pm 22 Charley Hoffman, USA 55 Alexander Levy, FRA 1 Up	Match 82 12:37 pm 36 Brendan Steele, USA 55 Alexander Levy, FRA 3 and 1	Match 111 08:14 am 12 Tyrrell Hatton, ENG 12 Tyrrell Hatton, ENG 3 and 2	Match 124 01:10 pm 12 Tyrrell Hatton, ENG 12 Tyrrell Hatton, ENG 3 and 2	Match 125 09:15 am 12 Tyrrell Hatton, ENG 12 Tyrrell Hatton, ENG 3 and 2

Group	Sunday Round 7 Championship	Sunday Round 6 Semi Finals	Saturday Round 5 Quarter Finals	Saturday Round 4	Friday Round 3	Thursday Round 2	Wednesday Round 1
2	Champion Bubba Watson, USA 7 and 6 \$1,700,000	2 Justin Thomas, USA	2 Justin Thomas, USA	2 Justin Thomas, USA	2 Justin Thomas, USA	2 Justin Thomas, USA	2 Justin Thomas, USA
15	Second Place Kevin Kisner, USA \$1,072,000	50 Si Woo Kim, KOR	50 Si Woo Kim, KOR	50 Si Woo Kim, KOR	50 Si Woo Kim, KOR	50 Si Woo Kim, KOR	50 Si Woo Kim, KOR
7	Third Place Alex Noren, SWE 5 and 3 \$695,000	7 Sergio Garcia, ESP	7 Sergio Garcia, ESP	7 Sergio Garcia, ESP	7 Sergio Garcia, ESP	7 Sergio Garcia, ESP	7 Sergio Garcia, ESP
10	Fourth Place Justin Thomas, USA \$559,000	45 Kyle Stanley, USA	45 Kyle Stanley, USA	45 Kyle Stanley, USA	45 Kyle Stanley, USA	45 Kyle Stanley, USA	45 Kyle Stanley, USA
3	Championship Match Bubba Watson, USA 3 and 2	Match 109 09:00 am 35 Bubba Watson, USA 5 and 3	Match 106 12:40 pm 28 Kiradech Aphibarnrat, THA 1 Up	Match 100 08:03 am 50 Si Woo Kim, KOR	Match 79 12:04 pm 2 Justin Thomas, USA 21 Francesco Molinari, ITA 7 and 5	Match 59 02:16 pm 2 Justin Thomas, USA 48 Patton Kizzire, USA 3 and 1	Match 3 09:52 am 2 Justin Thomas, USA 60 Luke List, USA 2 Up
14	Match for Third Place 2 Justin Thomas, USA	Match 105 12:25 pm 35 Bubba Watson, USA 2 and 1	Match 108 07:41 am 59 Charles Howell III, USA	Match 101 08:14 am 46 Cameron Smith, AUS 2 and 1	Match 80 12:15 pm 48 Patton Kizzire, USA 60 Luke List, USA 4 and 2	Match 60 02:27 pm 21 Francesco Molinari, ITA 60 Luke List, USA 3 and 2	Match 4 10:03 am 21 Francesco Molinari, ITA 48 Patton Kizzire, USA 3 and 1
6		Match 104 07:41 am 28 Kiradech Aphibarnrat, THA 1 Up	Match 99 07:52 am 45 Kyle Stanley, USA	Match 77 11:42 am 15 Pat Perez, USA 24 Gary Woodland, USA 1 Up	Match 57 01:54 pm 15 Pat Perez, USA 37 Webb Simpson, USA 2 and 1	Match 31 09:30 am 15 Pat Perez, USA 50 Si Woo Kim, KOR Halved	Match 1 09:30 am 15 Pat Perez, USA 50 Si Woo Kim, KOR Halved
11		Match 103 07:41 am 59 Charles Howell III, USA	Match 98 07:41 am 28 Kiradech Aphibarnrat, THA 1 Up	Match 78 11:53 am 37 Webb Simpson, USA 50 Si Woo Kim, KOR 2 Up	Match 58 02:05 pm 24 Gary Woodland, USA 50 Si Woo Kim, KOR 5 and 3	Match 2 09:41 am 24 Gary Woodland, USA 37 Webb Simpson, USA Halved	Match 2 09:41 am 24 Gary Woodland, USA 37 Webb Simpson, USA Halved
14		Match 102 07:41 am 59 Charles Howell III, USA	Match 97 07:30 am 35 Bubba Watson, USA 2 and 1	Match 76 11:31 am 41 Dylan Frittelli, RSA 62 Shubhankar Sharma, IND 1 Up	Match 56 01:43 pm 41 Dylan Frittelli, RSA 62 Shubhankar Sharma, IND 3 and 1	Match 32 03:11 pm 41 Dylan Frittelli, RSA 62 Shubhankar Sharma, IND 1 Up	Match 32 03:11 pm 41 Dylan Frittelli, RSA 62 Shubhankar Sharma, IND 1 Up
11		Match 101 07:41 am 59 Charles Howell III, USA	Match 96 07:30 am 35 Bubba Watson, USA 2 and 1	Match 75 11:20 am 7 Sergio Garcia, ESP 20 Xander Schauffele, USA 3 and 1	Match 55 01:32 pm 7 Sergio Garcia, ESP 41 Dylan Frittelli, RSA 1 Up	Match 31 03:00 pm 7 Sergio Garcia, ESP 62 Shubhankar Sharma, IND 1 Up	Match 31 03:00 pm 7 Sergio Garcia, ESP 62 Shubhankar Sharma, IND 1 Up
11		Match 100 07:41 am 59 Charles Howell III, USA	Match 95 07:30 am 35 Bubba Watson, USA 2 and 1	Match 74 11:09 am 45 Kyle Stanley, USA 51 Russell Henley, USA 1 Up	Match 54 01:21 pm 45 Kyle Stanley, USA 51 Russell Henley, USA 2 and 1	Match 29 02:38 pm 10 Paul Casey, ENG 51 Russell Henley, USA 1 Up	Match 29 02:38 pm 10 Paul Casey, ENG 51 Russell Henley, USA 1 Up
11		Match 99 07:41 am 59 Charles Howell III, USA	Match 94 07:30 am 35 Bubba Watson, USA 2 and 1	Match 73 10:58 am 10 Paul Casey, ENG 31 Matthew Fitzpatrick, ENG 3 and 2	Match 53 01:10 pm 10 Paul Casey, ENG 45 Kyle Stanley, USA 4 and 2	Match 28 02:27 pm 10 Paul Casey, ENG 51 Russell Henley, USA 1 Up	Match 28 02:27 pm 10 Paul Casey, ENG 51 Russell Henley, USA 1 Up
11		Match 98 07:41 am 59 Charles Howell III, USA	Match 93 07:30 am 35 Bubba Watson, USA 2 and 1	Match 72 10:47 am 43 Chez Reavie, USA 63 Keegan Bradley, USA Halved	Match 52 12:59 pm 43 Chez Reavie, USA 63 Keegan Bradley, USA 1 Up	Match 27 02:16 pm 3 Jon Rahm, ESP 43 Keegan Bradley, USA Halved	Match 27 02:16 pm 3 Jon Rahm, ESP 43 Keegan Bradley, USA Halved
11		Match 97 07:41 am 59 Charles Howell III, USA	Match 92 07:30 am 35 Bubba Watson, USA 2 and 1	Match 71 10:36 am 3 Jon Rahm, ESP 28 Kiradech Aphibarnrat, THA 4 and 3	Match 51 12:48 pm 3 Jon Rahm, ESP 43 Chez Reavie, USA 1 Up	Match 26 02:05 pm 3 Jon Rahm, ESP 43 Chez Reavie, USA 3 and 2	Match 26 02:05 pm 3 Jon Rahm, ESP 43 Chez Reavie, USA 3 and 2
11		Match 96 07:41 am 59 Charles Howell III, USA	Match 91 07:30 am 35 Bubba Watson, USA 2 and 1	Match 70 10:25 am 40 Satoshi Kodaira, JPN 59 Charles Howell III, USA 2 and 1	Match 50 12:37 pm 17 Rafa Cabrera Bello, ESP 59 Charles Howell III, USA 3 and 1	Match 25 01:34 pm 14 Phil Mickelson, USA 59 Charles Howell III, USA 3 and 2	Match 25 01:34 pm 14 Phil Mickelson, USA 59 Charles Howell III, USA 3 and 2
11		Match 95 07:41 am 59 Charles Howell III, USA	Match 90 07:30 am 35 Bubba Watson, USA 2 and 1	Match 69 10:14 am 14 Phil Mickelson, USA 17 Rafa Cabrera Bello, ESP 1 Up	Match 49 12:26 pm 14 Phil Mickelson, USA 40 Satoshi Kodaira, JPN 1 Up	Match 24 01:43 pm 14 Phil Mickelson, USA 59 Charles Howell III, USA 3 and 2	Match 24 01:43 pm 14 Phil Mickelson, USA 59 Charles Howell III, USA 3 and 2
11		Match 94 07:41 am 59 Charles Howell III, USA	Match 89 07:30 am 35 Bubba Watson, USA 2 and 1	Match 68 10:03 am 44 Jhonattan Vegas, VEN 57 Peter Uihlein, USA 4 and 3	Match 48 12:15 pm 18 Brian Harman, USA 57 Peter Uihlein, USA 3 and 2	Match 23 01:32 pm 6 Rory McIlroy, NIR 57 Peter Uihlein, USA 2 and 1	Match 23 01:32 pm 6 Rory McIlroy, NIR 57 Peter Uihlein, USA 2 and 1
11		Match 93 07:41 am 59 Charles Howell III, USA	Match 88 07:30 am 35 Bubba Watson, USA 2 and 1	Match 67 09:52 am 6 Rory McIlroy, NIR 18 Brian Harman, USA 5 and 3	Match 47 12:04 pm 6 Rory McIlroy, NIR 44 Jhonattan Vegas, VEN 2 and 1	Match 22 01:21 pm 6 Rory McIlroy, NIR 57 Peter Uihlein, USA 2 and 1	Match 22 01:21 pm 6 Rory McIlroy, NIR 57 Peter Uihlein, USA 2 and 1
11		Match 92 07:41 am 59 Charles Howell III, USA	Match 87 07:30 am 35 Bubba Watson, USA 2 and 1	Match 66 09:41 am 35 Bubba Watson, USA 64 Julian Suri, USA Halved	Match 46 11:53 am 35 Bubba Watson, USA 64 Julian Suri, USA 2 and 1	Match 21 01:10 pm 11 Marc Leishman, AUS 64 Julian Suri, USA 3 and 2	Match 21 01:10 pm 11 Marc Leishman, AUS 64 Julian Suri, USA 3 and 2
11		Match 91 07:41 am 59 Charles Howell III, USA	Match 86 07:30 am 35 Bubba Watson, USA 2 and 1	Match 65 09:30 am 11 Marc Leishman, AUS 23 Branden Grace, RSA Halved	Match 45 11:42 am 11 Marc Leishman, AUS 35 Bubba Watson, USA 3 and 2	Match 20 01:01 pm 11 Marc Leishman, AUS 64 Julian Suri, USA 3 and 2	Match 20 01:01 pm 11 Marc Leishman, AUS 64 Julian Suri, USA 3 and 2
11		Match 90 07:41 am 59 Charles Howell III, USA	Match 85 07:30 am 35 Bubba Watson, USA 2 and 1	Match 64 09:14 am 35 Bubba Watson, USA 64 Julian Suri, USA Halved	Match 44 11:42 am 11 Marc Leishman, AUS 35 Bubba Watson, USA 3 and 2	Match 19 01:01 pm 11 Marc Leishman, AUS 64 Julian Suri, USA 3 and 2	Match 19 01:01 pm 11 Marc Leishman, AUS 64 Julian Suri, USA 3 and 2

2017 Dell Technologies Match Play



2016 Dell Technologies Match Play



2015 Cadillac Match Play

GROUP STAGE

ROUND OF 16

QUARTERFINAL

SEMIFINAL

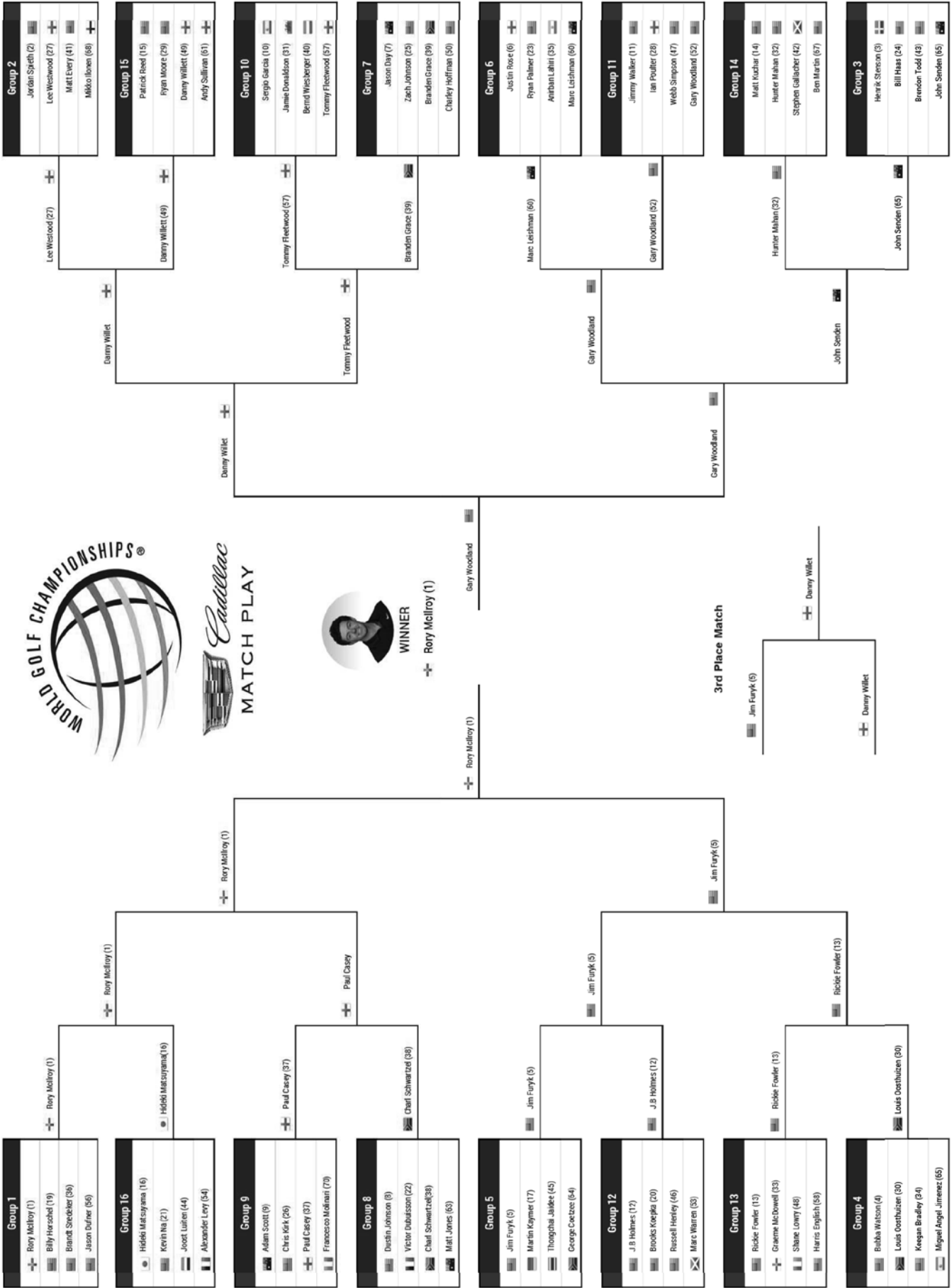
CHAMPIONSHIP

SEMIFINAL


QUARTERFINAL

ROUND OF 16


GROUP STAGE




2014 Accenture Match Play Championship




2013 Accenture Match Play Championship



2012 Accenture Match Play Championship




2011 Accenture Match Play Championship




2010 Accenture Match Play Championship




2009 Accenture Match Play Championship




2007 Accenture Match Play Championship




2006 Accenture Match Play Championship




2005 Accenture Match Play Championship




2004 Accenture Match Play Championship




2003 Accenture Match Play Championship




2002 Accenture Match Play Championship




2001 Accenture Match Play Championship



2000 Accenture Match Play Championship



1999 Accenture Match Play Championship



2020 FedEx St. Jude Invitational Facts

EVENT:

World Golf Championships-FedEx St. Jude Invitational (WGC-FedEx St. Jude Invitational on second reference)



The FedEx St. Jude Invitational is one of four World Golf Championships sanctioned and organized by the operational committee of the International Federation of PGA Tours, which includes the Asian Tour, Japan Golf Tour, PGA TOUR, PGA Tour of Australasia and Sunshine Tour. The other World Golf Championships include the Mexico Championship, Dell Technologies Match Play and HSBC Champions.

DATE:

June 29 – July 5, 2020

SITE:

TPC Southwind

PAR/YARDAGE:

35-35=70/7,237 yards

2019 CHAMPION:

Brooks Koepka, 264 (-16)

ARCHITECT:

Ron Prichard (1988) with Hubert Green, Fuzzy Zoeller as consultants

FORMAT:

Four-day, 72-hole stroke-play competition; no cut

PURSE:

\$10.5 million (US); \$1.785 million to the winner
Prize money will be considered official on each player's home Tour.

ELIGIBILITY:

Estimated field size – 75 players

- Playing members of the 2019 U.S. and International Presidents Cup teams.
- The top-50 players, including any tied for 50th place, from the Official World Golf Ranking as of Monday, June 22, 2020 (i.e. through completion of the U.S. Open) and Monday, June 29, 2020 (i.e. through completion of the Travelers Championship).
- Tournament winners, whose victories are considered official, of tournaments from the Federation Tours since the prior year's FedEx St. Jude Invitational (with an Official World Golf Ranking Strength of Field Rating of 115 points or more).
- The winner of the following tournaments from each of the following Tours:
 - Japan Golf Tour: Japan Golf Tour Championship (2020) and Bridgestone Open (2019)
 - Australasian Tour: Australian PGA Championship (2019)
 - Southern Africa Tour: Dimension Data Pro-Am (2020)
 - Asian Tour: Indonesian Masters (2019)

TV LISTINGS:

The FedEx St. Jude Invitational is broadcast to more than 210 countries and territories in 23 languages.

Thursday and Friday	TBD
Saturday and Sunday	TBD

TROPHY:

Gary Player Cup

WEBSITE:

www.worldgolfchampionships.com

TICKETS:

Tickets may be purchased by visiting www.wgcfedex.com.

CHARITABLE PROCEEDS:

Memphis has been a PGA TOUR stop since 1958 and the St. Jude Children's Hospital has been the direct charitable beneficiary since 1970, with the tournament raising over \$43 million for St. Jude's.

HISTORY:

Year	Winner	Score	Site
1999	Tiger Woods	270 (-10)	Firestone Country Club
2000	Tiger Woods	259 (-21)	Firestone Country Club
2001	Tiger Woods	268 (-12)	Firestone Country Club
2002	Craig Parry	268 (-16)	Sahalee Country Club
2003	Darren Clarke	268 (-12)	Firestone Country Club
2004	Stewart Cink	269 (-11)	Firestone Country Club
2005	Tiger Woods	274 (-6)	Firestone Country Club
2006	Tiger Woods	270 (-10)	Firestone Country Club
2007	Tiger Woods	272 (-8)	Firestone Country Club
2008	Vijay Singh	270 (-10)	Firestone Country Club
2009	Tiger Woods	268 (-12)	Firestone Country Club
2010	Hunter Mahan	268 (-12)	Firestone Country Club
2011	Adam Scott	263 (-17)	Firestone Country Club
2012	Keegan Bradley	267 (-13)	Firestone Country Club
2013	Tiger Woods	265 (-15)	Firestone Country Club
2014	Rory McIlroy	265 (-15)	Firestone Country Club
2015	Shane Lowry	269 (-11)	Firestone Country Club
2016	Dustin Johnson	274 (-6)	Firestone Country Club
2017	Hideki Matsuyama	264 (-16)	Firestone Country Club
2018	Justin Thomas	265 (-15)	Firestone Country Club
2019	Brooks Koepka	264 (-16)	TPC Southwind

2020 FedEx St. Jude Invitational Facts

About FedEx Corp.

FedEx Corp. (NYSE: FDX) provides customers and businesses worldwide with a broad portfolio of transportation, e-commerce and business services. With annual revenues of \$62 billion, the company offers integrated business applications through operating companies competing collectively and managed collaboratively, under the respected FedEx brand. Consistently ranked among the world's most admired and trusted employers, FedEx inspires its more than 400,000 team members to remain "absolutely, positively" focused on safety, the highest ethical and professional standards and the needs of their customers and communities. To learn more about how FedEx connects people and possibilities around the world, please visit about.fedex.com.

UMBRELLA SPONSORS:

FedEx, HSBC, Grupo Salinas, Dell Technologies

SOCIAL MEDIA:

Facebook: www.facebook.com/WGCFedEx

Twitter: @WGCFedEx

Instagram: @WGCFedEx

CHAMPIONSHIP OFFICE:

World Golf Championships-FedEx St. Jude Invitational
3325 Club at Southwind
Memphis, TN 38125
Phone: 901-748-0534

EXECUTIVE DIRECTOR:	Darrell Smith
TOURNAMENT DIRECTOR:	Erin Stone
SALES MANAGER:	Matt Young
TOURNAMENT OPERATIONS MANAGER:	Tim Lawman
SALES COORDINATOR:	Brian Vinson
ACCOUNT EXECUTIVE:	Russ Gordon

MEDIA CONTACTS:

Darrell Smith, Executive Director, WGC-FedEx St. Jude Invitational
901-748-0534, darrellsmith@pgatourhq.com

Nick Parker, Communications Manager, PGA TOUR
904-806-4582, nickparker@pgatourhq.com

2019 FedEx St. Jude Invitational

TPC Southwind; Memphis, TN
July 22-28, 2019

Purse: \$10,250,000

Par/Yards: 35-35--70/ 7,237

LEADERS	First Round	Second Round	Third Round
	Jon Rahm.....62 (-8)	Matthew Fitzpatrick.....131 (-9)	Rory McIlroy.....198 (-12)
	Patrick Cantlay.....65 (-5)	Patrick Cantlay.....133 (-7)	Brooks Koepka199 (-11)
	Shugo Imahira.....65 (-5)	Billy Horschel.....133 (-7)	Matthew Fitzpatrick.....200 (-10)
	Hideki Matsuyama.....65 (-5)	Jon Rahm.....133 (-7)	Marc Leishman.....201 (-9)
	Cameron Smith.....65 (-5)	Cameron Smith.....133 (-7)	Alex Noren.....201 (-9)
	Bubba Watson.....65 (-5)	Brooks Koepka135 (-5)	Jon Rahm.....201 (-9)
	Brooks Koepka68 (-2)		

CUT: No cut. All 63 players completed 72 holes.

WEATHER: Thursday: Mostly sunny. High of 84. Wind NE 6-12 mph. Friday: Mostly sunny. High of 87. Wind SSW 4-8 mph. Saturday: Partly cloudy. High of 89. Wind SSW 5-10 mph. Sunday: Partly cloudy. High of 90. Wind S 5-10 mph.



Winner: Brooks Koepka 68-67-64-65 264 \$1,745,000.00

Brooks Koepka.....1	68-67-64-65	264	550.00	1,745,000.00	Thorbjørn Olesen.....T27	66-71-65-75	277	-	86,250.00
Webb Simpson.....2	69-66-68-64	267	315.00	1,095,000.00	Chez Reavie.....T27	68-70-68-71	277	27.95	86,250.00
Marc Leishman.....3	69-69-63-67	268	200.00	602,000.00	Xander Schauffele.....T27	69-70-69-69	277	27.95	86,250.00
Tommy Fleetwood.....T4	68-70-65-66	269	120.00	384,333.34	Brandt Snedeker.....T27	69-73-69-66	277	27.95	86,250.00
Matthew Fitzpatrick.....T4	67-64-69-69	269	-	384,333.33	Henrik Stenson.....T27	69-67-72-69	277	27.95	86,250.00
Rory McIlroy.....T4	69-67-62-71	269	120.00	384,333.33	Matt Wallace.....T27	70-69-65-73	277	-	86,250.00
Jon Rahm.....7	62-71-68-69	270	95.00	273,000.00	Keith Mitchell.....39	73-70-71-64	278	19.26	76,000.00
Ian Poulter.....8	66-69-67-69	271	89.00	242,000.00	Jason Day.....T40	72-69-68-70	279	17.00	74,000.00
Billy Horschel.....T9	67-66-69-70	272	80.50	205,000.00	Sergio Garcia.....T40	69-71-70-69	279	17.00	74,000.00
Bubba Watson.....T9	65-70-68-69	272	80.50	205,000.00	Adam Scott.....T40	70-68-74-67	279	17.00	74,000.00
Justin Rose.....11	67-68-70-68	273	73.00	183,000.00	Justin Harding.....T43	72-70-64-74	280	-	70,000.00
Rafa Cabrera Bello.....T12	70-71-67-66	274	59.00	143,625.00	Tyrrell Hatton.....T43	66-71-69-74	280	12.80	70,000.00
Patrick Cantlay.....T12	65-68-73-68	274	59.00	143,625.00	Matt Kuchar.....T43	70-70-71-69	280	12.80	70,000.00
Alex Noren.....T12	66-69-66-73	274	59.00	143,625.00	Hideki Matsuyama.....T43	65-71-72-72	280	12.80	70,000.00
Aaron Rai.....T12	72-69-66-67	274	-	143,625.00	Kevin Na.....T43	70-66-70-74	280	12.80	70,000.00
Patrick Reed.....T12	73-66-67-68	274	59.00	143,625.00	Bryson DeChambeau.....T48	67-74-72-68	281	10.20	66,000.00
Cameron Smith.....T12	65-68-73-68	274	59.00	143,625.00	C.T. Pan.....T48	72-70-70-69	281	10.20	66,000.00
Jordan Spieth.....T12	70-70-66-68	274	59.00	143,625.00	Danny Willett.....T48	69-72-70-70	281	10.20	66,000.00
Justin Thomas.....T12	68-69-66-71	274	59.00	143,625.00	Lucas Bjerregaard.....T51	69-74-72-69	284	-	63,000.00
Dustin Johnson.....T20	69-69-69-68	275	47.60	113,500.00	Philip Eriksson.....T51	73-72-72-67	284	-	63,000.00
Nate Lashley.....T20	66-70-71-68	275	47.60	113,500.00	Eddie Pepperell.....T51	70-74-66-74	284	-	63,000.00
Haotong Li.....T20	69-69-67-70	275	-	113,500.00	J.B. Holmes.....54	76-71-68-70	285	7.36	61,000.00
Louis Oosthuizen.....T20	73-69-66-67	275	47.60	113,500.00	Kodai Ichihara.....T55	71-70-75-70	286	-	59,500.00
Adam Long.....T24	71-70-67-68	276	40.23	103,000.00	Gary Woodland.....T55	73-71-70-72	286	6.68	59,500.00
Andrew Putnam.....T24	66-71-72-67	276	40.23	103,000.00	Phil Mickelson.....57	68-73-73-74	288	6.34	58,000.00
Matthew Wolff.....T24	72-70-65-69	276	40.23	103,000.00	Mikumu Horikawa.....T58	75-77-66-72	290	-	56,500.00
Paul Casey.....T27	70-71-69-67	277	27.95	86,250.00	Poom Saksun.....T58	68-73-75-74	290	-	56,500.00
Corey Connors.....T27	67-71-70-69	277	27.95	86,250.00	Sung Kang.....60	69-75-73-74	291	5.66	55,000.00
Tony Finau.....T27	70-71-68-68	277	27.95	86,250.00	Keegan Bradley.....T61	74-78-65-75	292	5.32	53,500.00
Jim Furyk.....T27	74-65-70-68	277	27.95	86,250.00	Max Homa.....T61	74-73-77-68	292	5.32	53,500.00
Shugo Imahira.....T27	65-69-71-72	277	-	86,250.00	Kevin Tway.....63	76-77-74-70	297	4.98	52,000.00
Kevin Kisner.....T27	77-67-66-67	277	27.95	86,250.00					

2018 Bridgestone Invitational

Firestone Country Club (South); Akron, OH
July 30 - August 6, 2018

Purse: \$10,000,000

Par/Yards: 35-35-70/7,400

LEADERS	First Round	Second Round	Third Round
	Ian Poulter62 (-8)	Tommy Fleetwood129 (-11)	Justin Thomas196 (-14)
	Rickie Fowler63 (-7)	Ian Poulter129 (-11)	Rory McIlroy199 (-11)
	Kyle Stanley63 (-7)	Justin Thomas129 (-11)	Ian Poulter199 (-11)
	Patrick Cantlay64 (-6)	Jason Day131 (-9)	Jason Day200 (-10)
	Si Woo Kim64 (-6)	Kyle Stanley131 (-9)	Marc Leishman201 (-9)
	Jon Rahm64 (-6)		Kyle Stanley201 (-9)
	Justin Thomas65 (-5)		

CUT: No cut. All 71 professionals completed 72 holes.

WEATHER: Thursday: Mostly cloudy. High of 83. Wind SW 4-8 mph. Friday: Partly cloudy. High of 86. Wind WSW 3-6 mph. Saturday: Partly cloudy. High of 90. Wind WSW 5-10 mph. Sunday: Partly cloudy. High of 91. Wind WSW 5-10 mph.



Winner: Justin Thomas 65-64-67-69 265 \$1,700,000.00

Justin Thomas 1	65-64-67-69 265	550.00	\$1,700,000.00	Bubba Watson T31	71-69-67-73 280	24.79	\$74,750.00
Kyle Stanley 2	63-68-70-68 269	315.00	1,072,000.00	Tiger Woods T31	66-68-73-73 280	24.79	74,750.00
Dustin Johnson T3	69-71-66-64 270	170.00	510,000.00	Kevin Chappell T39	71-72-68-70 281	14.92	66,250.00
Thorbjorn Olesen T3	71-67-68-64 270		510,000.00	Sergio Garcia T39	70-69-67-75 281	14.92	66,250.00
Brooks Koepka 5	66-70-68-67 271	115.00	357,000.00	Kevin Kisner T39	74-68-68-71 281	14.92	66,250.00
Patrick Cantlay T6	64-72-68-68 272	93.00	241,375.00	HaoTong Li T39	66-67-72-76 281		66,250.00
Anirban Lahiri T6	65-70-69-68 272	93.00	241,375.00	Hideki Matsuyama ... T39	67-72-70-72 281	14.92	66,250.00
Rory McIlroy T6	65-67-67-73 272	93.00	241,375.00	Francesco Molinari .. T39	70-72-70-69 281	14.92	66,250.00
Aaron Wise T6	67-71-67-67 272	93.00	241,375.00	Wade Ormsby T39	69-71-68-73 281		66,250.00
Jason Day T10	65-66-69-73 273	71.25	160,875.00	Henrik Stenson T39	70-69-69-73 281	14.92	66,250.00
Tony Finau T10	68-66-71-68 273	71.25	160,875.00	Ryuko Tokimatsu T39	68-71-71-71 281		66,250.00
Si Woo Kim T10	64-68-72-69 273	71.25	160,875.00	Daniel Berger T48	67-71-71-73 282	9.63	59,250.00
Ian Poulter T10	62-67-70-74 273	71.25	160,875.00	Alexander Björk T48	69-71-71-71 282		59,250.00
Tommy Fleetwood ... T14	66-63-74-71 274	59.33	128,250.00	Matthew Fitzpatrick . T48	66-70-73-73 282		59,250.00
Matt Kuchar T14	68-70-67-69 274	59.33	128,250.00	Russell Knox T48	67-70-73-72 282	9.63	59,250.00
Marc Leishman T14	65-69-67-73 274	59.33	128,250.00	Ted Potter, Jr. T48	70-66-75-71 282	9.63	59,250.00
Rafa Cabrera Bello ... T17	68-67-69-71 275	51.03	104,250.00	Austin Cook T53	73-69-71-70 283	7.16	54,875.00
Ross Fisher T17	67-68-71-69 275	51.03	104,250.00	Charley Hoffman T53	69-70-73-71 283	7.16	54,875.00
Rickie Fowler T17	63-74-65-73 275	51.03	104,250.00	Brandon Stone T53	71-74-66-72 283		54,875.00
Zach Johnson T17	69-70-67-69 275	51.03	104,250.00	Jhonattan Vegas T53	70-75-70-68 283	7.16	54,875.00
Jon Rahm T17	64-70-68-73 275	51.03	104,250.00	Byeong Hun An T57	68-72-75-69 284	6.12	52,750.00
Gary Woodland T17	67-71-69-68 275	51.03	104,250.00	Andrew Landry T57	70-67-74-73 284	6.12	52,750.00
Cameron Smith 23	70-70-69-67 276	44.20	92,250.00	Adam Scott T57	68-75-67-74 284	6.12	52,750.00
Luke List T24	65-68-71-73 277	39.38	87,250.00	Jordan Spieth T60	71-72-68-74 285	5.55	51,500.00
Phil Mickelson T24	66-69-72-70 277	39.38	87,250.00	Brendan Steele T60	73-69-70-73 285	5.55	51,500.00
Louis Oosthuizen T24	68-66-69-74 277	39.38	87,250.00	Brian Harman 62	71-68-72-75 286	5.21	50,750.00
Webb Simpson T24	69-65-71-72 277	39.38	87,250.00	Branden Grace T63	73-74-71-69 287	4.76	49,750.00
Tyrell Hatton T28	68-67-72-71 278	34.28	81,250.00	Satoshi Kodaira T63	73-69-71-74 287	4.76	49,750.00
Patrick Reed T28	66-70-70-72 278	34.28	81,250.00	Pat Perez T63	68-70-73-76 287	4.76	49,750.00
Bryson DeChambeau ... 30	75-69-68-67 279	31.73	79,250.00	Paul Dunne T66	71-68-75-74 288		48,500.00
Kiradech Aphibarnrat T31	70-70-69-71 280		74,750.00	Emiliano Grillo T66	72-70-68-78 288	4.19	48,500.00
Paul Casey T31	68-71-71-70 280	24.79	74,750.00	Xander Schauffele 68	69-73-72-78 292	3.85	47,750.00
Patton Kizzire T31	68-67-74-71 280	24.79	74,750.00	Kodai Ichihara T69	73-74-78-68 293		47,000.00
Kevin Na T31	65-72-70-73 280	24.79	74,750.00	Shubhankar Sharma . T69	72-79-72-70 293		47,000.00
Alex Noren T31	70-73-66-71 280	24.79	74,750.00	Jaco Ahlers 71	68-79-77-79 303		46,500.00
Charl Schwartzel T31	71-72-74-63 280	24.79	74,750.00				

2017 Bridgestone Invitational

Firestone Country Club (South); Akron, OH
July 31 - August 6, 2017

Purse: \$9,750,000

Par/Yards: 35-35-70/7,400

LEADERS	First Round	Second Round	Third Round
	Thomas Pieters65 (-5)	Jimmy Walker133 (-7)	Zach Johnson201 (-9)
	Russell Knox66 (-4)	Thomas Pieters135 (-5)	Thomas Pieters201 (-9)
	Ross Fisher67 (-3)	Zach Johnson136 (-4)	Scott Hend202 (-8)
	Kevin Kisner67 (-3)	Hideki Matsuyama136 (-4)	Hideki Matsuyama203 (-7)
	Rory McIlroy67 (-3)	Rory McIlroy136 (-4)	Adam Hadwin204 (-6)
	Jon Rahm67 (-3)		Charley Hoffman204 (-6)
	Jordan Spieth67 (-3)		Rory McIlroy204 (-6)
	Bubba Watson67 (-3)		
	Hideki Matsuyama69 (-1)		

CUT: No cut. All 76 professionals completed 72 holes.

WEATHER: Thursday: Cloudy skies with a high of 85. Wind SW 4-8 mph, increasing to 6-12 mph later in the day.
Friday: After morning thunderstorms, the second round began at 8:15 a.m. ET, 45 minutes later than originally scheduled. Scattered showers continued throughout the day before play was suspended at 10:29 a.m. due to lightning in the area. After a 46-minute delay, play resumed at 11:15 a.m. A third delay occurred at 1:10 p.m. when play was suspended again due to lightning. After an additional delay of 3 hours, 23 minutes, the second round resumed at 4:33 p.m. and was completed at 7:04 p.m. A total of 4 hours, 54 minutes in delays occurred during Friday's second round. The amount of rainfall for the day was 0.35 inches. Wind SSW 12-18 mph with gusts to 25 mph. High temperature of 80.
Saturday: Wind NNW at 10-15 mph with gusts to 20 mph. High temperature in the mid-70s.
Sunday: Dry with a high of 77. Wind SSW 5-10 mph.



Winner: Hideki Matsuyama 69-67-67-61 264 \$1,660,000.00

Hideki Matsuyama 1	69-67-67-61 264	550.00	\$1,660,000.00	Sergio Garcia T39	72-71-72-67 282	18.70	\$65,500.00
Zach Johnson 2	69-67-65-68 269	315.00	1,045,000.00	Phil Mickelson T39	71-72-72-67 282	18.70	65,500.00
Charley Hoffman 3	68-69-67-66 270	200.00	572,000.00	Marc Leishman T41	73-71-70-69 283	15.86	63,000.00
Thomas Pieters 4	65-70-66-71 272		422,000.00	Kyle Stanley T41	69-74-71-69 283	15.86	63,000.00
Paul Casey 5	70-69-67-67 273	101.00	268,500.00	Bernd Wiesberger T41	70-72-72-69 283		63,000.00
Adam Hadwin T5	68-69-67-69 273	101.00	268,500.00	Wesley Bryan T44	72-72-73-67 284	12.65	60,000.00
Russell Knox T5	66-71-68-68 273	101.00	268,500.00	Ross Fisher T44	67-72-71-74 284		60,000.00
Rory McIlroy T5	67-69-68-69 273	101.00	268,500.00	Renato Paratore T44	71-68-74-71 284		60,000.00
Rickie Fowler 9	70-71-67-66 274	83.00	186,000.00	Sam Brazel T47	74-70-71-70 285		57,000.00
Thorbjørn Olesen T10	73-70-67-65 275		154,666.67	Satoshi Kodaira T47	73-71-71-70 285		57,000.00
Hudson Swafford T10	70-69-70-66 275	73.33	154,666.67	Lee Westwood T47	72-78-68-67 285		57,000.00
Scott Hend T10	70-69-63-73 275		154,666.66	Jason Dufner T50	76-68-73-69 286	7.42	51,250.00
Kevin Chappell T13	72-67-68-69 276	60.75	123,500.00	Matthew Fitzpatrick T50	73-71-71-71 286		51,250.00
Xander Schauffele T13	70-69-69-68 276	60.75	123,500.00	Emiliano Grillo T50	72-71-73-70 286	7.42	51,250.00
Adam Scott T13	68-71-69-68 276	60.75	123,500.00	Brian Harman T50	70-74-69-73 286	7.42	51,250.00
Jordan Spieth T13	67-70-71-68 276	60.75	123,500.00	Si Woo Kim T50	73-69-71-73 286	7.42	51,250.00
Daniel Berger T17	71-68-68-70 277	50.05	95,500.00	Louis Oosthuizen T50	74-72-67-73 286	7.42	51,250.00
Dustin Johnson T17	68-75-68-66 277	50.05	95,500.00	Andy Sullivan T50	72-75-71-68 286		51,250.00
Brooks Koepka T17	71-69-67-70 277	50.05	95,500.00	Hideki Tanihara T50	74-71-71-70 286		51,250.00
Matt Kuchar T17	71-72-66-68 277	50.05	95,500.00	Harold Varner III T50	70-69-73-74 286	7.42	51,250.00
Henrik Stenson T17	72-70-68-67 277	50.05	95,500.00	Fabrizio Zanotti T50	74-69-71-72 286		51,250.00
Jhonattan Vegas T17	69-71-68-69 277	50.05	95,500.00	Bryson DeChambeau T60	75-69-71-72 287	5.44	47,500.00
Bubba Watson T17	67-74-66-70 277	50.05	95,500.00	J.B. Holmes T60	69-73-78-67 287	5.44	47,500.00
Jason Day T24	71-66-70-71 278	39.38	82,000.00	Paul Lawrie T60	69-74-73-71 287		47,500.00
Francesco Molinari T24	71-73-69-65 278	39.38	82,000.00	Thongchai Jaidee T63	71-68-76-73 288		46,500.00
Charl Schwartzel T24	70-69-70-69 278	39.38	82,000.00	Justin Rose T63	72-69-74-73 288	4.76	46,500.00
Brendan Steele T24	73-68-69-68 278	39.38	82,000.00	Gary Woodland T63	74-77-70-67 288	4.76	46,500.00
Tommy Fleetwood T28	70-68-70-71 278		73,562.50	Russell Henley T66	75-74-69-71 289	4.08	45,750.00
Branden Grace T28	71-69-71-68 279	29.25	73,562.50	Mac Hughes T66	74-74-73-68 289	4.08	45,750.00
Kevin Kisner T28	67-73-73-66 279	29.25	73,562.50	Jeunghun Wang T66	74-73-73-69 289		45,750.00
Ryan Moore T28	73-69-68-69 279	29.25	73,562.50	Pat Perez 69	72-75-75-68 290	3.62	45,250.00
Alex Noren T28	69-68-74-68 279		73,562.50	Andres Romero 70	68-73-74-76 291	3.40	45,000.00
Jon Rahm T28	67-77-67-68 279	29.25	73,562.50	Shaun Norris 71	71-77-73-71 292		44,750.00
Justin Thomas T28	73-70-69-67 279	29.25	73,562.50	Rafa Cabrera Bello 72	76-73-75-70 294	3.17	44,500.00
Jimmy Walker T28	68-65-74-72 279	29.25	73,562.50	Chris Wood 73	75-74-76-72 297		44,250.00
Bill Haas T36	70-70-72-69 281	21.53	68,000.00	Billy Horschel T74	76-78-77-68 299	2.89	43,875.00
Tyrrell Hatton T36	72-71-69-69 281		68,000.00	Rod Pampling T74	73-70-76-80 299	2.89	43,875.00
Patrick Reed T36	75-70-68-68 281	21.53	68,000.00	Danny Willett 76	76-74-74-77 301	2.72	43,500.00

2016 Bridgestone Invitational

Firestone Country Club (South); Akron, OH
June 27 - July 3, 2016

Purse: \$9,500,000

Par/Yards: 35-35-70/7,400

LEADERS		First Round	Second Round	Third Round		
	William McGirt	64 (-6)	Jason Day	136 (-4)	Jason Day	205 (-5)
	Jason Day	67 (-3)	David Lingmerth	137 (-3)	Scott Piercy	205 (-5)
	Emiliano Grillo	67 (-3)	Emiliano Grillo	138 (-2)	David Lingmerth	206 (-4)
	Jimmy Walker	67 (-3)	William McGirt	138 (-2)	Brian Stuard	207 (-3)
	Rickie Fowler	68 (-2)	Scott Piercy	138 (-2)	Dustin Johnson	208 (-2)
	Charley Hoffman	68 (-2)	Dustin Johnson	142 (+2)	William McGirt	208 (-2)
	Anirban Lahiri	68 (-2)			Charl Schwartzel	208 (-2)
	Jordan Spieth	68 (-2)				
	Dustin Johnson	69 (-1)				

CUT: No cut. 58 of 61 players completed 72 holes.



WEATHER: **Thursday:** Partly cloudy skies with a high of 82 degrees. Wind S at 5-10 mph. **Friday:** Light rains in the morning that changed to sunny skies in the afternoon. Temperatures hit the low 80s. Wind WNW at 12-22 mph. **Saturday:** Cloudy skies with temperatures in the mid-70s. Wind NW at 5-10 mph. **Sunday:** Mostly cloudy skies with a high of 77 degrees. Wind SSE at 4-8 mph. Wind reached 10-15 mph in the afternoon, with gusts of 20 mph.

Winner: Dustin Johnson 69-73-66-66 274 \$1,620,000.00

Dustin Johnson	1	69-73-66-66	274	550.00	\$1,620,000.00	Phil Mickelson	T27	73-70-73-68	284	41.50	\$80,666.67
Scott Piercy	2	69-69-67-70	275	315.00	1,018,000.00	Smylie Kaufman	T27	75-68-71-70	284	41.50	80,666.66
Kevin Chappell	T3	71-70-69-67	277	140.00	449,250.00	Kevin Na	T27	71-69-71-73	284	41.50	80,666.66
Jason Day	T3	67-69-69-72	277	140.00	449,250.00	Charley Hoffman	T33	68-73-72-72	285	37.00	76,000.00
Matt Kuchar	T3	69-72-70-66	277	140.00	449,250.00	Anirban Lahiri	T33	68-74-73-70	285	37.00	76,000.00
Jordan Spieth	T3	68-71-71-67	277	140.00	449,250.00	Justin Thomas	T33	70-69-70-76	285	37.00	76,000.00
William McGirt	T7	64-74-70-70	278	89.00	233,333.34	Billy Hurley III	T36	69-75-69-73	286	34.50	73,500.00
David Lingmerth	T7	70-67-69-72	278	89.00	233,333.33	Shane Lowry	T36	76-72-70-68	286	34.50	73,500.00
Charl Schwartzel	T7	72-69-67-70	278	89.00	233,333.33	Marcus Fraser	T38	73-73-69-72	287		71,000.00
Rickie Fowler	T10	68-73-72-67	280	71.25	167,750.00	Bill Haas	T38	74-72-71-70	287	32.00	71,000.00
Branden Grace	T10	69-72-71-68	280	71.25	167,750.00	Vaughn Taylor	T38	69-75-74-69	287	32.00	71,000.00
Zach Johnson	T10	72-74-69-65	280	71.25	167,750.00	James Hahn	41	75-72-72-69	288	30.00	69,000.00
Adam Scott	T10	71-68-73-68	280	71.25	167,750.00	Jim Furyk	T42	74-72-70-73	289	27.50	66,500.00
Emiliano Grillo	T14	67-71-71-72	281	60.50	129,000.00	Andrew Johnston	T42	70-78-72-69	289		66,500.00
Bubba Watson	T14	72-69-70-70	281	60.50	129,000.00	Soren Kjeldsen	T42	72-76-70-71	289		66,500.00
Paul Casey	T16	70-72-72-68	282	53.60	105,200.00	Hideki Matsuyama	T42	70-79-73-67	289	27.50	66,500.00
Matt Jones	T16	74-70-69-69	282	53.60	105,200.00	Fabian Gomez	T46	74-73-72-71	290	24.00	63,000.00
Kevin Kisner	T16	69-70-72-71	282	53.60	105,200.00	Nathan Holman	T46	77-73-71-69	290		63,000.00
Brian Stuard	T16	71-69-67-75	282	53.60	105,200.00	Justin Rose	T46	69-76-73-72	290	24.00	63,000.00
Jimmy Walker	T16	67-73-71-71	282	53.60	105,200.00	Byeong Hun An	T49	76-71-71-74	292		60,500.00
George Coetzee	T21	71-72-71-69	283		91,000.00	Michio Matsumura	T49	79-74-70-69	292		60,500.00
K.T. Kim	T21	74-67-70-72	283		91,000.00	Jason Dufner	51	71-76-72-74	293	20.00	59,000.00
Chris Kirk	T21	75-69-73-66	283	47.50	91,000.00	Patrick Reed	52	74-75-69-76	294	19.00	58,000.00
Louis Oosthuizen	T21	71-76-67-69	283	47.50	91,000.00	Kiradech Aphibarnrat	53	70-76-77-72	295		57,000.00
Brandt Snedeker	T21	70-72-70-71	283	47.50	91,000.00	Russell Knox	54	74-75-75-72	296	17.00	56,000.00
Young-han Song	T21	70-70-72-71	283		91,000.00	Marc Leishman	55	76-72-75-77	300	16.00	55,000.00
Harris English	T27	69-73-74-68	284	41.50	80,666.67	Danny Lee	56	78-71-78-74	301	15.00	54,000.00
Jim Herman	T27	73-73-70-68	284	41.50	80,666.67	Yosuke Tsukada	57	78-78-73-75	304		53,000.00
J.B. Holmes	T27	73-73-71-67	284	41.50	80,666.67	Steven Bowditch	58	82-72-80-74	308	13.00	52,000.00

2015 Bridgestone Invitational

Firestone Country Club (South); Akron, OH
August 3-9 2015

Purse: \$9,250,000

Par/Yards: 35-35-70/7,400

LEADERS		First Round	Second Round	Third Round		
	Danny Lee	65 (-5)	Jim Furyk	132 (-8)	Jim Furyk	201 (-9)
	Jim Furyk	66 (-4)	Dustin Johnson	136 (-4)	Justin Rose	201 (-9)
	Graeme McDowell	66 (-4)	Shane Lowry	136 (-4)	Shane Lowry	203 (-7)
	Rickie Fowler	67 (-3)	Bubba Watson	136 (-4)	Steven Bowditch	205 (-5)
	Justin Rose	67 (-3)	Danny Lee	137 (-3)	Ian Poulter	205 (-5)
	Shane Lowry	70 (0)	Graeme McDowell	137 (-3)	Henrik Stenson	205 (-5)
			Henrik Stenson	137 (-3)	Bubba Watson	205 (-5)

CUT: No cut. All 77 players completed 72 holes.

WEATHER: Thursday: Cloudy, with highs in the mid-to-upper 70s. Wind ENE at 7-12 mph. Friday: Partly cloudy, with highs in low-80s. Wind NE at 7-12 mph. Saturday: Partly to mostly cloudy, with highs in low-80s. Wind N at 5 mph. Sunday: Partly cloudy in the morning, becoming mostly cloudy in the afternoon. Highs in the mid-80s. Wind NNE at 4-8 mph.



Winner: Shane Lowry 70-66-67-66 269 \$1,570,000.00

Shane Lowry	70-66-67-66	269/-11	\$1,570,000.00	Hideki Matsuyama	... T37	69-75-73-66	283/3	\$63,000.00
Bubba Watson	70-66-69-66	271/-9	930,000.00	Marcel Siem T37	70-73-69-71	283/3	63,000.00
Jim Furyk	66-66-69-72	273/-7	470,000.00	James Hahn T42	70-70-74-70	284/4	59,000.00
Justin Rose	67-71-63-72	273/-7	470,000.00	Ryan Moore T42	71-71-69-73	284/4	59,000.00
Robert Streb	68-70-68-68	274/-6	330,000.00	Louis Oosthuizen T42	72-70-72-70	284/4	59,000.00
Brooks Koepka	69-69-68-69	275/-5	219,000.00	Mikko Ilonen T45	74-73-70-68	285/5	55,000.00
Danny Lee	65-72-70-68	275/-5	219,000.00	Martin Kaymer T45	70-71-71-73	285/5	55,000.00
David Lingmerth	70-71-66-68	275/-5	219,000.00	Joost Luiten T45	70-72-70-73	285/5	55,000.00
Henrik Stenson	68-69-68-70	275/-5	219,000.00	Koumei Oda T45	68-77-69-71	285/5	55,000.00
Rickie Fowler	67-72-70-67	276/-4	149,500.00	Adam Scott T45	72-69-71-73	285/5	55,000.00
Jordan Spieth	70-68-72-66	276/-4	149,500.00	Jamie Donaldson T50	70-71-71-74	286/6	51,000.00
Steven Bowditch	73-69-63-72	277/-3	126,000.00	Victor Dubuisson T50	68-74-73-71	286/6	51,000.00
Jason Day	69-69-70-69	277/-3	126,000.00	Pablo Larrazabal T50	72-70-69-75	286/6	51,000.00
Soren Kjeldsen	69-73-69-66	277/-3	126,000.00	Anirban Lahiri T53	77-72-67-71	287/7	48,166.67
Kevin Na	69-70-71-68	278/-2	109,000.00	Jimmie Walker T53	73-73-70-71	287/7	48,166.67
Patrick Reed	71-67-72-68	278/-2	109,000.00	Dustin Johnson T53	69-67-75-76	287/7	48,166.66
Keegan Bradley	69-70-69-71	279/-1	88,500.00	Stephen Gallacher 56	77-67-71-73	288/8	47,000.00
Paul Casey	68-73-71-67	279/-1	88,500.00	Byeong-Hun An T57	77-68-70-74	289/9	45,750.00
Branden Grace	73-69-67-70	279/-1	88,500.00	Thongchai Jaidee T57	73-71-73-72	289/9	45,750.00
Russell Henley	70-70-70-69	279/-1	88,500.00	Ben Martin T57	75-71-72-71	289/9	45,750.00
Graeme McDowell	66-71-69-73	279/-1	88,500.00	Gary Woodland T57	75-69-72-73	289/9	45,750.00
Ian Poulter	68-72-65-74	279/-1	88,500.00	Francesco Molinari	.. T61	69-74-74-73	290/10	44,625.00
Lee Westwood	68-70-73-68	279/-1	88,500.00	Brendon Todd T61	74-72-68-76	290/10	44,625.00
Danny Willett	70-71-69-69	279/-1	88,500.00	Sangmoon Bae T63	71-75-73-72	291/11	43,875.00
Matt Kuchar	72-68-72-68	280/E	74,666.67	Andrew Dodt T63	77-71-72-71	291/11	43,875.00
Webb Simpson	68-70-72-70	280/E	74,666.67	Phil Mickelson T63	76-70-71-74	291/11	43,875.00
Camilo Villegas	75-69-71-65	280/E	74,666.67	Gary Stal T63	72-73-73-73	291/11	43,875.00
Bernd Wiesberger	71-74-66-69	280/E	74,666.67	Fabian Gomez T67	75-72-73-72	292/12	43,125.00
Bill Haas	74-69-67-70	280/E	74,666.66	Oliver Wilson T67	74-72-75-71	292/12	43,125.00
Marc Warren	71-70-69-70	280/E	74,666.66	Thomas Bjorn 69	70-75-73-75	293/13	42,750.00
Charley Hoffman	75-66-71-69	281/1	70,500.00	Padraig Harrington	... T70	72-72-74-76	294/14	42,375.00
Charl Schwartzel	70-72-70-69	281/1	70,500.00	Ryan Palmer T70	74-75-73-72	294/14	42,375.00
Billy Horschel	71-73-70-68	282/2	67,500.00	Hunter Mahan 72	74-79-72-70	295/15	42,000.00
Zach Johnson	70-70-71-71	282/2	67,500.00	David Lipsky 73	72-74-72-78	296/16	41,750.00
Marc Leishman	72-70-70-70	282/2	67,500.00	Matt Every 74	72-77-76-73	298/18	41,500.00
Brandt Snedeker	70-70-72-70	282/2	67,500.00	Nick Cullen T75	77-74-75-75	301/21	41,125.00
Sergio Garcia	71-67-72-73	283/3	63,000.00	WC Liang T75	72-73-75-81	301/21	41,125.00
J.B. Holmes	74-68-70-71	283/3	63,000.00	Troy Merritt 77	82-75-70-75	302/22	40,750.00
Kevin Kisner	73-69-73-68	283/3	63,000.00					

2014 Bridgestone Invitational

Firestone Country Club (South); Akron, OH
July 28-August 3 2014

Purse: \$9,000,000

Par/Yards: 35-35-70/7,400

LEADERS	First Round	Second Round	Third Round
	Marc Leishman..... 64 (-6)	Sergio Garcia 129 (-11)	Sergio Garcia 196 (-14)
	Ryan Moore..... 65 (-5)	Justin Rose..... 132 (-8)	Rory McIlroy..... 199 (-11)
	Justin Rose..... 65 (-5)	Marc Leishman..... 133 (-7)	Marc Leishman..... 201 (-9)
	Charl Schwartzel..... 65 (-5)	Rory McIlroy..... 133 (-7)	Keegan Bradley..... 202 (-8)
	Graham DeLaet..... 67 (-3)	Rickie Fowler..... 134 (-6)	Justin Rose..... 202 (-8)
	Rickie Fowler..... 67 (-3)	Charl Schwartzel..... 134 (-6)	Adam Scott..... 202 (-8)
	Francesco Molinari..... 67 (-3)		
	Patrick Reed..... 67 (-3)		
	Rory McIlroy..... 69 (-1)		

CUT: No cut. 72 of the 76 professionals completed 72 holes.

WEATHER: Thursday: Mix of sun and clouds. High of 78, with WSW wind at 10-15 mph. Friday: Mix of sun and clouds. High of 82, with S wind at 5-10 mph. Saturday: Due to expected inclement weather, officials moved Saturday's tee times to threesomes going off of Nos. 1 and 10 between 7-9 a.m. Mostly cloudy, with afternoon storms. High of 78. Wind variable at 5-10 mph. Officials suspended play from 12:43-3:57 p.m. Sunday: Mostly cloudy, with late-morning storms. High of 78. Wind N at 5-10 mph. Due to heavy rain and water accumulating on the greens, officials suspended play from 10:45 a.m.-noon. Preferred lies were utilized.



Winner: Rory McIlroy 69-64-66-66 265 \$1,530,000.00

Rory McIlroy..... 1	69-64-66-66	265/-15	\$1,530,000.00	Brendon de Jonge..... T37	72-69-70-69	280/E	\$64,500.00
Sergio Garcia..... 2	68-61-67-71	267/-13	900,000.00	Jamie Donaldson..... T37	68-70-71-71	280/E	64,500.00
Marc Leishman..... 3	64-69-68-67	268/-12	522,000.00	Seung-Yul Noh..... T37	69-69-70-72	280/E	64,500.00
Keegan Bradley..... T4	68-67-67-69	271/-9	308,000.00	Bubba Watson..... T37	69-70-73-68	280/E	64,500.00
Patrick Reed..... T4	67-68-71-65	271/-9	308,000.00	Bill Haas..... T41	71-69-69-72	281/1	61,000.00
Justin Rose..... T4	65-67-70-69	271/-9	308,000.00	Russell Henley..... T41	72-70-71-68	281/1	61,000.00
Charl Schwartzel..... T4	65-69-73-64	271/-9	308,000.00	Chris Kirk..... T41	69-73-72-67	281/1	61,000.00
Rickie Fowler..... T8	67-67-72-67	273/-7	170,000.00	Steven Bowditch..... 44	69-71-73-69	282/2	59,000.00
Graeme McDowell..... T8	71-70-66-66	273/-7	170,000.00	Miguel A. Jimenez..... T45	69-69-72-73	283/3	57,500.00
Ryan Moore..... T8	65-73-68-67	273/-7	170,000.00	Brendon Todd..... T45	74-70-69-70	283/3	57,500.00
Adam Scott..... T8	69-68-65-71	273/-7	170,000.00	Chris Kirk..... T47	74-68-73-69	284/4	55,500.00
Matt Kuchar..... T12	71-66-72-65	274/-6	115,000.00	Stephen Gallacher..... T47	74-71-69-70	284/4	55,500.00
Hideki Matsuyama..... T12	70-71-65-68	274/-6	115,000.00	Jordan Spieth..... 49	71-70-73-71	285/5	54,000.00
Brandt Snedeker..... T12	68-68-68-70	274/-6	115,000.00	Tim Clark..... T50	72-73-70-71	286/6	52,500.00
Thomas Bjorn..... T15	69-68-69-69	275/-5	97,500.00	Luke Donald..... T50	73-70-72-71	286/6	52,500.00
Jim Furyk..... T15	69-68-69-69	275/-5	97,500.00	David Howell..... T52	69-71-71-76	287/7	49,625.00
Hunter Mahan..... T15	71-65-71-68	275/-5	97,500.00	Thongchai Jaidee..... T52	70-74-71-72	287/7	49,625.00
Phil Mickelson..... T15	71-73-69-62	275/-5	97,500.00	Ian Poulter..... T52	73-73-70-71	287/7	49,625.00
Kevin Stadler..... T19	71-70-66-69	276/-4	89,000.00	Scott Stallings..... T52	72-75-68-72	287/7	49,625.00
Henrik Stenson..... T19	71-66-68-71	276/-4	89,000.00	Martin Kaymer..... T56	77-68-72-71	288/8	47,750.00
Lee Westwood..... T19	72-71-70-63	276/-4	89,000.00	Joost Luiten..... T56	73-73-71-71	288/8	47,750.00
Gary Woodland..... T19	70-68-68-70	276/-4	89,000.00	Jonas Blixt..... T58	75-72-69-73	289/9	46,500.00
Branden Grace..... T23	69-71-67-70	277/-3	82,000.00	Alexander Levy..... T58	72-71-77-69	289/9	46,500.00
Zach Johnson..... T23	70-70-68-69	277/-3	82,000.00	Richard Sterne..... T58	75-70-73-71	289/9	46,500.00
Kevin Na..... T23	71-73-66-67	277/-3	82,000.00	Louis Oosthuizen..... 61	75-73-67-75	290/10	45,500.00
Ernie Els..... T26	71-69-70-68	278/-2	75,200.00	Gonzalo Fdez-Castano..... 62	79-71-67-74	291/11	45,000.00
J.B. Holmes..... T26	69-69-67-73	278/-2	75,200.00	Pablo Larrazabal..... T63	71-74-77-70	292/12	44,250.00
John Senden..... T26	74-66-67-71	278/-2	75,200.00	Steve Stricker..... T63	74-73-72-73	292/12	44,250.00
Jimmy Walker..... T26	69-70-70-69	278/-2	75,200.00	Brian Harman..... 65	72-70-75-76	293/13	43,750.00
Fabrizio Zanotti..... T26	70-71-68-69	278/-2	75,200.00	Jason Dufner..... T66	70-74-73-77	294/14	43,375.00
Angel Cabrera..... T31	73-68-70-68	279/-1	69,500.00	Mikko Ilonen..... T66	75-74-73-72	294/14	43,375.00
Victor Dubuisson..... T31	72-70-69-68	279/-1	69,500.00	Daisuke Maruyama..... 68	73-73-73-78	297/17	43,000.00
Harris English..... T31	69-69-68-73	279/-1	69,500.00	David Lynn..... T69	76-72-75-75	298/18	42,625.00
Matt Jones..... T31	70-70-69-70	279/-1	69,500.00	Yoshitaka Takeya..... T69	74-75-74-75	298/18	42,625.00
Francesco Molinari..... T31	67-70-73-69	279/-1	69,500.00	Kevin Streelman..... 71	78-71-78-73	300/20	42,250.00
Webb Simpson..... T31	72-69-70-68	279/-1	69,500.00	Tano Goya..... 72	76-77-71-78	302/22	42,000.00

2013 Bridgestone Invitational

Firestone Country Club (South); Akron, OH
July 29-August 4 2013

Purse: \$8,750,000

Par/Yards: 35-35-70/7,400

LEADERS		First Round	Second Round	Third Round
		Webb Simpson..... 64 (-6)	Tiger Woods..... 127 (-13)	Tiger Woods..... 195 (-15)
		Henrik Stenson..... 65 (-5)	Keegan Bradley..... 134 (-6)	Henrik Stenson..... 202 (-8)
		Keegan Bradley..... 66 (-4)	Chris Wood..... 134 (-6)	Jason Dufner..... 203 (-7)
		Ryan Moore..... 66 (-4)	Bill Haas..... 135 (-5)	Luke Donald..... 204 (-6)
		Chris Wood..... 66 (-4)	Henrik Stenson..... 135 (-5)	Bill Haas..... 204 (-6)
		Tiger Woods..... 66 (-4)		Chris Wood..... 204 (-6)

CUT: No cut. All 73 players completed 72 holes.



WEATHER: Thursday: Partly cloudy with winds WNW at 10-15 mph. High of 75. Friday: Partly cloudy with winds WSW at 10-15 mph. High of 79. Saturday: One-half inch of rain fell overnight. With expected heavy showers, tee times ran from 11:10 a.m.-1:10 p.m. in threesomes off two tees. Partly cloudy and warmer with a high of 77. Winds NNW at 10 mph. Sunday: Partly cloudy, breezy and comfortable. High of 72. Winds NNW at 10-15, gusting to 20 mph.

Winner: Tiger Woods 66-61-68-70 265 \$1,500,000.00

Tiger Woods..... 1	66-61-68-70	265/-15	\$1,500,000.00	Angel Cabrera..... T38	72-68-70-74	284/4	\$64,500.00
Keegan Bradley..... T2	66-68-71-67	272/-8	692,500.00	Gonzalo Fdez-Castano T38	70-74-68-72	284/4	64,500.00
Henrik Stenson..... T2	65-70-67-70	272/-8	692,500.00	Kiradech Aphibarnrat T40	69-68-73-75	285/5	61,500.00
Miguel A. Jimenez..... T4	71-69-65-69	274/-6	321,666.67	Sergio Garcia..... T40	71-76-70-68	285/5	61,500.00
Zach Johnson..... T4	69-70-68-67	274/-6	321,666.67	Graeme McDowell..... T40	71-71-71-72	285/5	61,500.00
Jason Dufner..... T4	67-69-67-71	274/-6	321,666.66	Lee Westwood..... T40	71-71-71-72	285/5	61,500.00
Bill Haas..... T7	67-68-69-71	275/-5	205,000.00	Stephen Gallacher..... T44	74-74-67-71	286/6	57,500.00
Chris Wood..... T7	66-68-70-71	275/-5	205,000.00	Billy Horschel..... T44	74-74-72-66	286/6	57,500.00
Luke Donald..... T9	67-69-68-72	276/-4	145,750.00	Francesco Molinari... T44	70-70-72-74	286/6	57,500.00
Jim Furyk..... T9	67-69-72-68	276/-4	145,750.00	Nick Watney..... T44	71-72-70-73	286/6	57,500.00
Martin Kaymer..... T9	74-67-69-66	276/-4	145,750.00	Ernie Els..... T48	71-72-70-74	287/7	53,000.00
Richard Sterne..... T9	70-68-70-68	276/-4	145,750.00	Martin Laird..... T48	77-70-71-69	287/7	53,000.00
Steve Stricker..... 13	71-67-70-69	277/-3	114,000.00	Shane Lowry..... T48	72-76-70-69	287/7	53,000.00
Harris English..... T14	70-68-72-68	278/-2	102,666.67	Thorbjorn Olesen..... T48	73-69-72-73	287/7	53,000.00
Webb Simpson..... T14	64-75-73-66	278/-2	102,666.67	Richie Ramsay..... T48	73-69-73-72	287/7	53,000.00
Adam Scott..... T14	73-68-66-71	278/-2	102,666.66	Sang-Moon Bae..... T53	73-73-70-72	288/8	48,875.00
Jamie Donaldson..... T17	70-69-71-69	279/-1	93,000.00	Jason Day..... T53	74-72-72-70	288/8	48,875.00
Justin Rose..... T17	69-72-69-69	279/-1	93,000.00	David Lynn..... T53	71-73-73-71	288/8	48,875.00
John Merrick..... T19	72-66-70-72	280/E	89,000.00	Matteo Manassero.... T53	71-70-74-73	288/8	48,875.00
Ian Poulter..... T19	69-72-69-70	280/E	89,000.00	Nicolas Colsaerts..... T57	72-70-74-73	289/9	47,250.00
Hideki Matsuyama.... T21	72-68-70-71	281/1	81,166.67	Derek Ernst..... T57	73-76-71-69	289/9	47,250.00
Charl Schwartzel..... T21	74-74-64-69	281/1	81,166.67	Jonas Blixt..... T59	70-75-73-72	290/10	45,750.00
Michael Thompson... T21	72-71-70-68	281/1	81,166.67	Scott Piercy..... T59	68-77-75-70	290/10	45,750.00
Bo Van Pelt..... T21	71-73-68-69	281/1	81,166.67	D.A. Points..... T59	73-69-75-73	290/10	45,750.00
Rickie Fowler..... T21	67-71-70-73	281/1	81,166.66	Kevin Streelman..... T59	76-73-71-70	290/10	45,750.00
Phil Mickelson..... T21	72-71-67-71	281/1	81,166.66	Brian Gay..... T63	72-70-75-75	292/12	44,250.00
Paul Casey..... T27	70-70-73-69	282/2	73,500.00	Brett Rumford..... T63	76-74-72-70	292/12	44,250.00
Russell Henley..... T27	72-69-75-66	282/2	73,500.00	Ken Duke..... T65	70-75-73-75	293/13	42,800.00
Matt Kuchar..... T27	72-71-69-70	282/2	73,500.00	Tommy Gainey..... T65	74-71-76-72	293/13	42,800.00
Paul Lawrie..... T27	69-72-71-70	282/2	73,500.00	Branden Grace..... T65	70-75-70-78	293/13	42,800.00
Rory McIlroy..... T27	70-71-69-72	282/2	73,500.00	Mikko Ilonen..... T65	73-73-73-74	293/13	42,800.00
Bubba Watson..... T27	67-69-72-74	282/2	73,500.00	Satoshi Kodaira..... T65	70-74-76-73	293/13	42,800.00
Peter Hanson..... T33	70-72-70-71	283/3	68,000.00	Carl Pettersson..... 70	72-73-73-77	295/15	42,000.00
Dustin Johnson..... T33	72-69-75-67	283/3	68,000.00	Toru Taniguchi..... 71	75-73-79-73	300/20	41,750.00
Ryan Moore..... T33	66-74-70-73	283/3	68,000.00	Jaco Van Zyl..... 72	73-82-78-72	305/25	41,500.00
Brandt Snedeker..... T33	72-70-71-70	283/3	68,000.00	Daniel Popovic..... 73	79-77-76-82	314/34	41,250.00
Boo Weekley..... T33	73-70-70-70	283/3	68,000.00				

2012 Bridgestone Invitational

Firestone Country Club (South Course); Akron, OH
July 30-August 5, 2012

Purse: \$8,500,000

Par/Yards: 35-35-70/7,400

LEADERS		First Round	Second Round	Third Round
	Jim Furyk	63 (-7)	129 (-11)	199 (-11)
	Lee Slattery	65 (-5)	131 (-9)	200 (-10)
	Rafael Cabrera Bello	66 (-4)	132 (-8)	Keegan Bradley.....203 (-7)
	Ben Crane	66 (-4)	133 (-7)	Rory McIlroy.....204 (-6)
	Luke Donald	66 (-4)	134 (-6)	Steve Stricker.....204 (-6)
	Simon Dyson	66 (-4)	Keegan Bradley.....136 (-4)	
	John Senden	66 (-4)		
	Bubba Watson	66 (-4)		
	Keegan Bradley	67 (-3)		

CUT: No cut. 75 of the 78 players completed 72 holes.

WEATHER: Thursday: Sunny. Winds WSW at 5-10 mph. High of 90. Friday: Mostly sunny. Temperatures in the mid 90s, with light S winds at 5-10 mph. Saturday: Mostly sunny. Temperatures in the upper 80s by the afternoon with W winds at 10-20 mph. Sunday: Due to the threat of bad weather, tee times were adjusted so that players teed off on No. 1 and No. 10 in threesomes, from 8-10 a.m. Play was suspended at 9:15 a.m. due to a dangerous weather situation and resumed at noon. Mostly cloudy with morning thunderstorms turning to clearer skies in the afternoon. High of 81. Winds SW at 10-20 mph.



Winner: Keegan Bradley 67-69-67-64 267 \$1,400,000.00

Keegan Bradley	1	67-69-67-64	267/-13	\$1,400,000.00	Y.E. Yang	T36	69-71-74-68	282/2	\$62,500.00
Jim Furyk	T2	63-66-70-69	268/-12	665,000.00	Thomas Bjorn	T40	71-70-74-68	283/3	59,000.00
Steve Stricker	T2	68-68-68-64	268/-12	665,000.00	Zach Johnson	T40	68-73-68-74	283/3	59,000.00
Louis Oosthuizen	4	67-65-68-69	269/-11	365,000.00	Francesco Molinari	T40	74-70-69-70	283/3	59,000.00
Rory McIlroy	T5	70-67-67-68	272/-8	276,500.00	Phil Mickelson	T43	71-69-73-71	284/4	56,500.00
Justin Rose	T5	70-69-66-67	272/-8	276,500.00	Alvaro Quiros	T43	70-71-72-71	284/4	56,500.00
Jason Dufner	7	67-66-73-68	274/-6	210,000.00	Nicolas Colsaerts	T45	73-68-74-70	285/5	53,000.00
Aaron Baddeley	T8	73-66-71-66	276/-4	128,750.00	Ernie Els	T45	73-73-68-71	285/5	53,000.00
K.J. Choi	T8	71-72-67-66	276/-4	128,750.00	Marc Leishman	T45	70-72-70-73	285/5	53,000.00
Luke Donald	T8	66-69-71-70	276/-4	128,750.00	Adam Scott	T45	71-70-71-73	285/5	53,000.00
Matt Kuchar	T8	70-70-70-66	276/-4	128,750.00	Mark Wilson	T45	72-71-73-69	285/5	53,000.00
Lee Slattery	T8	65-71-72-68	276/-4	128,750.00	Ryo Ishikawa	T50	71-72-70-73	286/6	49,000.00
David Toms	T8	68-67-73-68	276/-4	128,750.00	Fredrik Jacobson	T50	71-73-73-69	286/6	49,000.00
Bo Van Pelt	T8	70-69-66-71	276/-4	128,750.00	Paul Lawrie	T50	72-68-74-72	286/6	49,000.00
Tiger Woods	T8	70-72-68-66	276/-4	128,750.00	Brandt Snedeker	T50	71-70-70-75	286/6	49,000.00
Simon Dyson	T16	66-71-70-70	277/-3	90,000.00	Danny Willett	T50	72-74-73-67	286/6	49,000.00
John Senden	T16	66-70-69-72	277/-3	90,000.00	Jonathan Byrd	T55	73-73-69-72	287/7	46,500.00
Kyle Stanley	T16	69-73-68-67	277/-3	90,000.00	Greg Chalmers	T55	71-75-71-70	287/7	46,500.00
Bill Haas	T19	67-71-70-70	278/-2	82,000.00	Gonzalo Fdez-Castano	T55	71-73-70-73	287/7	46,500.00
Dustin Johnson	T19	69-68-73-68	278/-2	82,000.00	Hunter Mahan	T55	73-73-69-72	287/7	46,500.00
Scott Piercy	T19	69-70-70-69	278/-2	82,000.00	Bernd Wiesberger	T55	70-71-74-72	287/7	46,500.00
Nick Watney	T19	69-70-72-67	278/-2	82,000.00	Rickie Fowler	T60	70-80-69-69	288/8	44,500.00
Bubba Watson	T19	66-73-72-67	278/-2	82,000.00	Yoshinori Fujimoto	T60	73-74-71-70	288/8	44,500.00
K.T. Kim	T24	67-67-74-71	279/-1	74,500.00	Marcel Siem	T60	76-71-70-71	288/8	44,500.00
Graeme McDowell	T24	70-67-70-72	279/-1	74,500.00	Peter Hanson	T63	73-71-71-74	289/9	43,500.00
Geoff Ogilvy	T24	67-70-72-70	279/-1	74,500.00	Joost Luiten	T63	72-71-77-69	289/9	43,500.00
Charl Schwartzel	T24	69-75-72-63	279/-1	74,500.00	Kevin Na	T63	72-76-72-69	289/9	43,500.00
Carl Pettersson	28	67-70-71-72	280/E	72,000.00	Sang-Moon Bae	66	72-66-76-76	290/10	43,000.00
Rafael Cabrera Bello	T29	66-65-77-73	281/1	68,000.00	Toshinori Muto	T67	73-71-73-74	291/11	42,625.00
Jason Day	T29	75-70-70-66	281/1	68,000.00	Jeev Milkha Singh	T67	73-74-71-73	291/11	42,625.00
Sergio Garcia	T29	67-72-71-71	281/1	68,000.00	Robert Allenby	69	73-79-72-68	292/12	42,250.00
Retief Goosen	T29	67-72-73-69	281/1	68,000.00	Lee Westwood	70	68-72-81-73	294/14	42,000.00
Martin Kaymer	T29	68-72-72-69	281/1	68,000.00	Michael Hoey	T71	78-75-70-72	295/15	41,625.00
Martin Laird	T29	68-72-68-73	281/1	68,000.00	Robert Rock	T71	76-72-74-73	295/15	41,625.00
Ian Poulter	T29	74-69-69-69	281/1	68,000.00	Ted Potter, Jr.	73	72-72-75-80	299/19	41,250.00
Jamie Donaldson	T36	68-73-75-66	282/2	62,500.00	Tom Lewis	74	78-76-74-73	301/21	41,000.00
Branden Grace	T36	72-70-66-74	282/2	62,500.00	Oliver Bekker	75	77-72-76-77	302/22	40,750.00
Johnson Wagner	T36	71-74-68-69	282/2	62,500.00					

2011 Bridgestone Invitational

Firestone Country Club (South Course); Akron, OH
August 1-7, 2011

Purse: \$8,500,000

Par/Yards: 35-35-70/7,400

LEADERS		First Round	Second Round	Third Round
	Adam Scott	62 (-8)	Keegan Bradley.....	Adam Scott
	Jason Day	63 (-7)	Rickie Fowler.....	Jason Day
	Nick Watney	65 (-5)	Ryan Moore.....	Ryo Ishikawa.....
	Thomas Bjorn	66 (-4)	Adam Scott	Keegan Bradley.....
	Stewart Cink.....	66 (-4)	Jason Day	Martin Laird.....
	Kyung-tae Kim	66 (-4)	Robert Karlsson.....	
	Martin Laird.....	66 (-4)	Martin Laird.....	
	Pablo Larrazabal.....	66 (-4)		
	Ryan Moore.....	66 (-4)		
	D.A. Points.....	66 (-4)		
	Rory Sabbatini.....	66 (-4)		
	Brandt Snedeker	66 (-4)		

CUT: No cut. All 76 players finished 72 holes.



WEATHER: Thursday: Sunny with a high of 88 degrees. Winds W 8-12 mph. Friday: Partly cloudy with temperatures reaching 82 degrees. Winds ESE 4-8 mph in the late morning changing to NNE 8-12 mph in the afternoon. Saturday: Mostly cloudy throughout the morning and early afternoon, with temperatures in the low to mid-80s and winds SW 5-10 mph. Sunday: Partly cloudy, warm and humid with temperatures reaching 86 degrees. Winds W 10-15 mph.

Winner: Adam Scott 62-70-66-65 263 \$1,400,000.00

Adam Scott	1	62-70-66-65	263	\$1,400,000.00	Charley Hoffman	T37	68-69-70-74	281	\$58,500.00
Luke Donald	T2	68-69-64-66	267	665,000.00	Hunter Mahan	T37	71-69-72-69	281	58,500.00
Rickie Fowler	T2	68-64-69-66	267	665,000.00	Matteo Manassero	T37	70-72-67-72	281	58,500.00
Jason Day	T4	63-70-66-69	268	332,500.00	Geoff Ogilvy	T37	68-70-76-67	281	58,500.00
Ryo Ishikawa	T4	67-68-64-69	268	332,500.00	Louis Oosthuizen	T37	71-71-70-69	281	58,500.00
Zach Johnson	T6	70-68-64-68	270	215,000.00	Tiger Woods	T37	68-71-72-70	281	58,500.00
Kyung-tae Kim	T6	66-72-66-66	270	215,000.00	Paul Casey.....	T45	73-71-71-67	282	53,000.00
Rory McIlroy	T6	68-68-67-67	270	215,000.00	Stewart Cink.....	T45	66-70-71-75	282	53,000.00
David Toms	T9	68-68-68-67	271	152,500.00	Gary Woodland.....	T45	70-66-73-73	282	53,000.00
Lee Westwood	T9	67-71-68-65	271	152,500.00	Robert Allenby.....	T48	70-73-70-70	283	49,300.00
Aaron Baddeley.....	T11	68-70-69-65	272	117,333.34	Dustin Johnson.....	T48	73-69-70-71	283	49,300.00
Fredrik Jacobson	T11	68-66-67-71	272	117,333.33	Phil Mickelson.....	T48	67-73-71-72	283	49,300.00
Martin Laird.....	T11	66-67-67-72	272	117,333.33	Rory Sabbatini.....	T48	66-77-71-69	283	49,300.00
Steve Stricker	T14	71-65-67-70	273	100,000.00	Brendan Steele.....	T48	69-74-74-66	283	49,300.00
Keegan Bradley.....	T15	67-65-68-74	274	95,500.00	Sergio Garcia.....	T53	68-72-72-72	284	46,500.00
Francesco Molinari	T15	73-64-68-69	274	95,500.00	Alexander Noren.....	T53	69-73-70-72	284	46,500.00
Robert Karlsson	T17	68-65-72-70	275	89,500.00	Alvaro Quiros.....	T53	73-74-67-70	284	46,500.00
Mark Wilson.....	T17	69-69-71-66	275	89,500.00	Charl Schwartzel.....	T53	74-71-68-71	284	46,500.00
Matt Kuchar.....	T19	71-69-65-71	276	85,000.00	Y.E. Yang.....	T53	72-71-69-72	284	46,500.00
D.A. Points.....	T19	66-70-72-68	276	85,000.00	Heath Slocum.....	58	71-65-75-74	285	45,000.00
Peter Hanson	T21	70-67-70-70	277	81,250.00	Jonathan Byrd.....	T59	67-74-75-70	286	43,750.00
Bubba Watson.....	T21	69-70-68-70	277	81,250.00	K.J. Choi.....	T59	74-71-70-71	286	43,750.00
Jim Furyk.....	T23	73-69-67-69	278	75,250.00	Padraig Harrington.....	T59	71-70-73-72	286	43,750.00
Lucas Glover	T23	68-68-72-70	278	75,250.00	Sean O'Hair.....	T59	72-72-69-73	286	43,750.00
Retief Goosen.....	T23	72-68-68-70	278	75,250.00	Arjun Atwal.....	T63	68-73-71-76	288	42,250.00
Ryan Moore.....	T23	66-66-74-72	278	75,250.00	Bill Haas.....	T63	72-72-70-74	288	42,250.00
Bo Van Pelt.....	T23	68-70-71-69	278	75,250.00	Graeme McDowell.....	65	71-72-75-71	289	1,500.00
Nick Watney	T23	65-70-70-73	278	75,250.00	Harrison Frazar	T66	72-72-77-70	291	40,750.00
Anders Hansen.....	T29	72-70-67-70	279	68,500.00	Jhonattan Vegas.....	T66	73-70-74-74	291	40,750.00
Martin Kaymer.....	T29	69-70-73-67	279	68,500.00	Thomas Bjorn.....	T68	66-72-75-79	292	39,250.00
Hennie Otto	T29	69-66-75-69	279	68,500.00	Darren Clarke	T68	77-74-69-72	292	39,250.00
Scott Stallings.....	T29	69-68-72-70	279	68,500.00	Jeff Overton	T68	72-73-73-74	292	39,250.00
Simon Dyson	T33	77-66-69-68	280	64,500.00	Ian Poulter.....	T68	71-69-80-72	292	39,250.00
Edoardo Molinari.....	T33	72-66-70-72	280	64,500.00	Miguel A. Jimenez.....	72	73-73-74-73	293	38,000.00
Justin Rose	T33	71-70-72-67	280	64,500.00	Jae-bum Park.....	73	73-72-77-72	294	37,500.00
Brandt Snedeker.....	T33	66-68-74-72	280	64,500.00	Pablo Larrazabal	74	66-76-74-79	295	37,000.00
Ernie Els.....	T37	71-71-71-68	281	58,500.00	Yuta Ikeda	75	74-72-77-74	297	36,500.00
Richard Green.....	T37	69-68-74-70	281	58,500.00	Stuart Appleby.....	76	73-76-78-72	299	36,000.00

2010 Bridgestone Invitational

Firestone Country Club (South Course); Akron, OH
August 5-8, 2010

Purse: \$8,500,000

Par/Yards: 35-35-70/7,400

LEADERS	First Round	Second Round	Third Round
Bubba Watson	64 (-6)	Retief Goosen 133 (-7)	Ryan Palmer 201 (-9)
Kenny Perry	66 (-4)	Justin Leonard 134 (-6)	Sean O'Hair 201 (-9)
Phil Mickelson	66 (-4)	Phil Mickelson 134 (-6)	Matt Kuchar 202 (-8)
Adam Scott	66 (-4)	Peter Hanson 135 (-5)	Ernie Els 203 (-7)
Graeme McDowell	66 (-4)	Bo Van Pelt 135 (-5)	Peter Hanson 203 (-7)
Hunter Mahan	71 (T37)	Bubba Watson 135 (-5)	Justin Leonard 203 (-7)
		Hunter Mahan	Hunter Mahan
		138 (T17)	204 T7

CUT: No cut. 80 of the 81 players completed 72 holes.



WEATHER: Thursday: Early morning showers and thunderstorms with mostly cloudy skies becoming partly cloudy by late morning. A few showers developed late in the evening. Winds: W 10-15 gusting to 20 mph with highs in the mid 80s. Friday: Mostly cloudy with scattered light showers through early afternoon. Partly cloudy the rest of the day. Winds: NW 5-10 mph with temperatures in the high 70s Saturday: Mostly sunny and pleasant. Winds: Variable 4-8 mph. High of 80. Sunday: Partly cloudy and warmer temperatures reaching into the mid-80s.

Winner: Hunter Mahan 71-67-66-64 268 \$1,400,000.00

Hunter Mahan	1	71-67-66-64	268	\$1,400,000.00	Alvaro Quiros	T39	73-66-74-68	281	\$58,000.00
Ryan Palmer	2	70-68-63-69	270	840,000.00	Heath Slocum	T39	75-68-67-71	281	58,000.00
Retief Goosen	T3	67-66-73-65	271	412,500.00	Scott Verplank	T39	75-68-68-70	281	58,000.00
Bo Van Pelt	T3	67-68-69-67	271	412,500.00	J.B. Holmes	T44	74-72-69-67	282	54,500.00
Sean O'Hair	5	67-70-64-71	272	295,000.00	Troy Matteson	T44	72-70-69-71	282	54,500.00
Jim Furyk	T6	72-68-69-64	273	227,500.00	Chad Campbell	T46	67-73-73-70	283	50,214.29
Jeff Overton	T6	67-70-67-69	273	227,500.00	K.J. Choi	T46	70-73-72-68	283	50,214.29
Peter Hanson	8	69-66-68-71	274	180,000.00	Boo Weekley	T46	73-72-68-70	283	50,214.29
Padraig Harrington	T9	69-70-70-66	275	125,833.34	Y.E. Yang	T46	74-68-71-70	283	50,214.29
Louis Oosthuizen	T9	72-70-68-65	275	125,833.34	Luke Donald	T46	70-69-73-71	283	50,214.28
Matt Kuchar	T9	69-67-66-73	275	125,833.33	Ross Fisher	T46	70-68-74-71	283	50,214.28
Rory McIlroy	T9	68-69-69-69	275	125,833.33	Phil Mickelson	T46	66-68-71-78	283	50,214.28
Adam Scott	T9	66-70-72-67	275	125,833.33	Ryo Ishikawa	T53	71-73-72-68	284	47,250.00
Steve Stricker	T9	68-71-69-67	275	125,833.33	Alexander Noren	T53	69-69-70-76	284	47,250.00
Dustin Johnson	15	72-65-68-71	276	96,000.00	Ross McGowan	T55	71-69-70-75	285	46,000.00
Martin Laird	T16	70-71-68-68	277	90,000.00	Edoardo Molinari	T55	71-71-70-73	285	46,000.00
Ryan Moore	T16	70-68-70-69	277	90,000.00	Mike Weir	T55	72-69-72-72	285	46,000.00
Nick Watney	T16	68-68-69-72	277	90,000.00	Tim Clark	T58	70-72-75-69	286	44,000.00
Justin Rose	T19	71-70-70-67	278	81,333.34	Ben Crane	T58	71-70-72-73	286	44,000.00
Stewart Cink	T19	72-69-70-67	278	81,333.33	Marcus Fraser	T58	72-72-68-74	286	44,000.00
Kenny Perry	T19	66-73-68-71	278	81,333.33	Charl Schwartzel	T58	73-68-68-77	286	44,000.00
Paul Casey	T22	68-68-73-70	279	72,000.00	Vijay Singh	T58	71-73-70-72	286	44,000.00
Jason Day	T22	69-70-69-71	279	72,000.00	Stuart Appleby	T63	74-72-70-71	287	42,250.00
Ernie Els	T22	69-70-64-76	279	72,000.00	James Kingston	T63	75-65-71-76	287	42,250.00
Sergio Garcia	T22	70-70-69-70	279	72,000.00	Jason Bohn	T65	71-68-73-77	289	40,750.00
Lucas Glover	T22	70-66-70-73	279	72,000.00	Robert Karlsson	T65	71-74-73-71	289	40,750.00
Miguel A. Jimenez	T22	69-67-70-73	279	72,000.00	Hennie Otto	T65	73-72-72-72	289	40,750.00
Martin Kaymer	T22	72-67-69-71	279	72,000.00	Ian Poulter	T65	72-70-77-70	289	40,750.00
Justin Leonard	T22	68-66-69-76	279	72,000.00	Gregory Bourdy	T69	68-72-74-76	290	39,250.00
Graeme McDowell	T22	66-73-68-72	279	72,000.00	Yuta Ikeda	T69	72-76-69-73	290	39,250.00
Geoff Ogilvy	T22	71-67-68-73	279	72,000.00	Rhys Davies	T71	75-69-72-75	291	37,750.00
Bubba Watson	T22	64-71-70-74	279	72,000.00	Simon Dyson	T71	72-73-73-73	291	37,750.00
Angel Cabrera	T33	71-68-67-74	280	63,500.00	David Horsey	T71	73-71-75-72	291	37,750.00
Rickie Fowler	T33	68-73-69-70	280	63,500.00	Camilo Villegas	T71	75-73-71-72	291	37,750.00
Bill Haas	T33	73-66-71-70	280	63,500.00	Soren Hansen	75	71-75-72-77	295	36,750.00
Zach Johnson	T33	70-70-71-69	280	63,500.00	Simon Khan	T76	73-71-74-78	296	36,375.00
Katsumasa Miyamoto	T33	71-72-62-75	280	63,500.00	Anthony Kim	T76	75-76-69-76	296	36,375.00
Oliver Wilson	T33	71-67-67-75	280	63,500.00	Michael Jonzon	T78	76-74-76-72	298	35,875.00
Ben Curtis	T39	69-70-71-71	281	58,000.00	Tiger Woods	T78	74-72-75-77	298	35,875.00
Francesco Molinari	T39	70-72-71-68	281	58,000.00	Henrik Stenson	80	79-75-71-75	300	35,500.00

2009 Bridgestone Invitational

Firestone Country Club (South Course); Akron, OH
August 6-9, 2009

Purse: \$8,500,000

Par/Yards: 35-35-70/7,400

LEADERS		First Round	Second Round	Third Round
	Padraig Harrington	64 (-6)	133 (-7)	200 (-10)
	Prayad Marksang	66 (-4)	134 (-6)	Tiger Woods 203 (-7)
	Tim Clark	66 (-4)	Scott Verplank	Jerry Kelly
	Scott Verplank	66 (-4)	Prayad Marksang	Ten Players
	Steve Stricker	67 (-3)	Steve Stricker	206 (-4)
	Ian Poulter	67 (-3)	Jerry Kelly	
	Zach Johnson	67 (-3)	Tiger Woods 138 (T13)	
	Tiger Woods	68 (T8)		



CUT: No-cut event in a field of 79 players

WEATHER: Thursday: Mostly sunny. High of 78. Winds NW 10-15 mph. Friday: Mostly cloudy. High of 79. Winds W-NW 8-12 mph. Saturday: Mostly cloudy with periodic rain showers. High of 80. Winds S-SW 8-12 mph. Sunday: Partly cloudy and warmer. Highs in the low 90s. Winds W-SW 10-20 mph.

Winner: Tiger Woods 68-70-65-65 268 \$1,400,000.00

Tiger Woods	1	68-70-65-65	268	\$1,400,000.00
Robert Allenby	T2	68-69-69-66	272	665,000.00
Padraig Harrington	T2	64-69-67-72	272	665,000.00
Angel Cabrera	T4	70-68-68-67	273	332,000.00
Hunter Mahan	T4	68-69-70-66	273	332,000.00
Steve Stricker	T6	67-69-71-67	274	214,333.34
Stewart Cink	T6	69-69-68-68	274	214,333.33
Miguel A. Jimenez	T6	68-72-66-68	274	214,333.33
Lee Westwood	9	69-71-70-65	275	160,000.00
Mike Weir	10	71-66-69-70	276	145,000.00
Chad Campbell	T11	71-68-69-69	277	112,500.00
Jerry Kelly	T11	71-65-69-72	277	112,500.00
Kenny Perry	T11	69-71-66-71	277	112,500.00
Oliver Wilson	T11	69-69-68-71	277	112,500.00
Woody Austin	T15	69-68-69-72	278	91,125.00
Zach Johnson	T15	67-70-69-72	278	91,125.00
Ian Poulter	T15	67-74-67-70	278	91,125.00
Alvaro Quiros	T15	72-65-72-69	278	91,125.00
Lucas Glover	T19	69-69-68-73	279	83,000.00
Davis Love III	T19	72-66-73-68	279	83,000.00
Y.E. Yang	T19	72-72-69-66	279	83,000.00
Mathew Goggin	T22	73-71-68-68	280	74,428.58
Darren Clarke	T22	71-70-70-69	280	74,428.57
Sergio Garcia	T22	68-72-70-70	280	74,428.57
Dustin Johnson	T22	70-71-70-69	280	74,428.57
Geoff Ogilvy	T22	69-71-67-73	280	74,428.57
Pat Perez	T22	70-72-66-72	280	74,428.57
David Toms	T22	69-69-69-73	280	74,428.57
Tim Clark	T29	66-68-73-74	281	67,000.00
Ernie Els	T29	71-72-70-68	281	67,000.00
Retief Goosen	T29	71-67-71-72	281	67,000.00
Charles Howell III	T29	71-72-68-70	281	67,000.00
Justin Rose	T29	75-68-69-69	281	67,000.00
Vijay Singh	T29	70-73-67-71	281	67,000.00
Henrik Stenson	T29	69-72-70-70	281	67,000.00
J.B. Holmes	T36	70-72-65-75	282	60,000.00
Anthony Kang	T36	71-76-66-69	282	60,000.00
Anthony Kim	T36	72-68-71-71	282	60,000.00
Prayad Marksang	T36	66-70-72-74	282	60,000.00
Carl Pettersson	T36	70-70-68-74	282	60,000.00

Camilo Villegas	T36	70-70-72-70	282	\$60,000.00
Nick Watney	T36	74-68-69-71	282	60,000.00
Ross Fisher	43	70-71-70-72	283	56,000.00
Justin Leonard	44	70-71-70-73	284	55,000.00
K.J. Choi	T45	74-72-73-66	285	51,500.00
Luke Donald	T45	70-72-69-74	285	51,500.00
Anders Hansen	T45	73-71-70-71	285	51,500.00
Graeme McDowell	T45	73-71-71-70	285	51,500.00
Nick O'Hern	T45	72-67-71-75	285	51,500.00
Rory Sabbatini	T45	71-71-68-75	285	51,500.00
Stuart Appleby	T51	74-68-69-75	286	46,500.00
Christian Cevaer	T51	75-70-71-70	286	46,500.00
Nick Dougherty	T51	69-71-71-75	286	46,500.00
Jim Furyk	T51	73-71-73-69	286	46,500.00
Danny Lee	T51	68-73-75-70	286	46,500.00
Adam Scott	T51	78-67-71-70	286	46,500.00
Scott Verplank	T51	66-69-75-76	286	46,500.00
Phil Mickelson	T58	70-69-75-73	287	44,250.00
Boo Weekley	T58	69-69-76-73	287	44,250.00
Soren Hansen	T60	69-71-70-78	288	42,750.00
Trevor Immelman	T60	70-70-74-74	288	42,750.00
Thongchai Jaidee	T60	71-74-70-73	288	42,750.00
Martin Kaymer	T60	72-74-72-70	288	42,750.00
Cameron Beckman	T64	71-71-72-75	289	40,750.00
Ben Curtis	T64	77-69-72-71	289	40,750.00
Nathan Green	T64	74-71-74-70	289	40,750.00
Jeev M. Singh	T64	70-71-72-76	289	40,750.00
Soren Kjeldsen	T68	72-70-75-73	290	39,250.00
Rory McIlroy	T68	75-70-71-74	290	39,250.00
Gonzalo Fdez-Castano	T70	70-71-73-77	291	38,250.00
Sean O'Hair	T70	69-72-76-74	291	38,250.00
Shingo Katayama	72	74-72-73-73	292	37,500.00
Richard Sterne	73	72-73-71-77	293	37,000.00
Gregory Havret	T74	73-77-70-75	295	36,625.00
Marc Turnesa	T74	76-75-71-73	295	36,625.00
Chih-Bing Lam	76	74-75-75-75	299	36,250.00
Shane Lowry	77	78-78-72-72	300	36,000.00
Yuji Igarashi	78	74-83-73-72	302	35,750.00
Brian Gay	79	75-74-76-79	304	35,500.00

2008 Bridgestone Invitational

Firestone Country Club, South Course Purse: \$8,000,000 Par/Yards: 35-35-70/7,400 July 31-August 3, 2008

First Round	Second Round	Third Round
Retief Goosen..... 66 (-4)	Vijay Singh..... 133 (-7)	Lee Westwood..... 202 (-8)
Tim Clark..... 67 (-3)	Phil Mickelson..... 134 (-6)	Vijay Singh..... 202 (-8)
Zach Johnson..... 67 (-3)	Sean O'Hair..... 135 (-5)	Phil Mickelson..... 202 (-8)
Daniel Chopra..... 67 (-3)	Peter Lonard..... 135 (-5)	Stuart Appleby..... 201 (-7)
Vijay Singh..... 67 (-3)	Zach Johnson..... 135 (-5)	Retief Goosen..... 199 (-5)
	Lee Westwood..... 135 (-5)	



CUT: There was no cut. All 80 professionals completed 72 holes.

WEATHER: Thursday: Mainly sunny with temperatures reaching the high 80s. NW winds from 6-12 mph. Friday: Partly sunny with highs in the upper 80s. W winds 5-10 mph. Saturday: Sunny and warm with N-NW winds 6-12 mph. Sunday: Mostly sunny with highs in the 80s.

Winner: Vijay Singh 67-66-69-68 270 \$1,350,000.00

Vijay Singh..... 1	67-66-69-68	270	\$1,350,000.00	Brendan Jones..... T36	69-73-69-70	281	\$52,000.00
Stuart Appleby..... T2	70-66-67-68	271	635,000.00	Anthony Kim..... T36	71-72-70-68	281	52,000.00
Lee Westwood..... T2	70-65-67-69	271	635,000.00	Aaron Baddeley..... T43	79-69-66-68	282	46,600.00
Retief Goosen..... T4	66-71-68-67	272	310,000.00	Stewart Cink..... T43	68-68-74-72	282	46,600.00
Phil Mickelson..... T4	68-66-68-70	272	310,000.00	Richard Green..... T43	72-73-70-67	282	46,600.00
Darren Clarke..... T6	70-71-65-67	273	220,000.00	Brandt Snedeker..... T43	68-76-69-69	282	46,600.00
Peter Lonard..... T6	69-66-72-66	273	220,000.00	Steve Stricker..... T43	68-69-75-70	282	46,600.00
Paul Casey..... T8	70-71-68-65	274	162,500.00	Stephen Ames..... T48	69-71-71-72	283	44,250.00
D.J. Trahan..... T8	69-67-70-68	274	162,500.00	Steve Flesch..... T48	70-70-73-70	283	44,250.00
Miguel A. Jimenez... T10	70-66-70-69	275	133,000.00	Hidemasa Hoshino... T48	75-73-65-70	283	44,250.00
Hunter Mahan..... T10	71-66-70-68	275	133,000.00	David Toms..... T48	72-72-70-69	283	44,250.00
Chris DiMarco..... T12	68-70-68-70	276	111,000.00	Woody Austin..... T52	71-70-72-71	284	42,250.00
Sean O'Hair..... T12	68-67-73-68	276	111,000.00	Niclas Fasth..... T52	71-71-72-70	284	42,250.00
Chad Campbell..... T14	68-71-68-70	277	95,500.00	Rocco Mediate..... T52	68-73-71-72	284	42,250.00
Daniel Chopra..... T14	67-74-66-70	277	95,500.00	Chez Reavie..... T52	68-74-70-72	284	42,250.00
K.J. Choi..... T16	73-67-70-68	278	82,625.00	Ross Fisher..... T56	69-73-70-73	285	40,000.00
Zach Johnson..... T16	67-68-72-71	278	82,625.00	Fredrik Jacobson.... T56	71-71-70-73	285	40,000.00
Ian Poulter..... T16	70-68-69-71	278	82,625.00	Graeme McDowell... T56	70-71-73-71	285	40,000.00
Henrik Stenson..... T16	73-70-68-67	278	82,625.00	Rod Pampling..... T56	69-71-75-70	285	40,000.00
Robert Allenby..... T20	71-70-70-68	279	71,000.00	Adam Scott..... T56	69-76-72-68	285	40,000.00
Tim Clark..... T20	67-71-71-70	279	71,000.00	Nick Dougherty..... T61	72-76-69-69	286	38,250.00
Padraig Harrington... T20	69-75-68-67	279	71,000.00	Steve Webster..... T61	68-72-72-74	286	38,250.00
Robert Karlsson..... T20	71-67-71-70	279	71,000.00	Lucas Glover..... T63	70-75-72-70	287	37,000.00
Justin Leonard..... T20	68-70-70-71	279	71,000.00	Andres Romero..... T63	73-71-73-70	287	37,000.00
Steve Lowery..... T20	75-67-70-67	279	71,000.00	Scott Strange..... T63	68-74-73-72	287	37,000.00
Scott Verplank..... T20	71-70-70-68	279	71,000.00	Kenny Perry..... T66	74-69-73-72	288	35,750.00
Ernie Els..... T27	69-74-69-68	280	60,000.00	Boo Weekley..... T66	72-73-71-72	288	35,750.00
Jim Furyk..... T27	68-69-71-72	280	60,000.00	Martin Kaymer..... T68	72-79-68-70	289	34,500.00
Charles Howell III.... T27	68-70-70-72	280	60,000.00	Prayad Marksaeng... T68	70-73-73-73	289	34,500.00
Paul McGinley..... T27	70-67-72-71	280	60,000.00	Geoff Ogilvy..... T68	71-67-79-72	289	34,500.00
Nick O'Hern..... T27	70-68-71-71	280	60,000.00	Brett Rumford..... T71	75-70-76-69	290	33,250.00
Justin Rose..... T27	71-70-68-71	280	60,000.00	Johnson Wagner..... T71	70-74-75-71	290	33,250.00
Rory Sabbatini..... T27	69-67-70-74	280	60,000.00	Soren Hansen..... T73	75-73-70-74	292	32,500.00
Vaughn Taylor..... T27	72-67-69-72	280	60,000.00	J.J. Henry..... T73	69-73-73-77	292	32,500.00
Oliver Wilson..... T27	71-69-72-68	280	60,000.00	David Howell..... T73	70-75-70-77	292	32,500.00
Angel Cabrera..... T36	72-73-68-68	281	52,000.00	Pablo Larrazabal..... T76	72-75-71-76	294	32,000.00
Richard Finch..... T36	69-75-70-67	281	52,000.00	Colin Montgomerie... T77	72-71-76-76	295	31,750.00
Sergio Garcia..... T36	69-72-68-72	281	52,000.00	James Kingston..... T78	73-72-71-80	296	31,500.00
J.B. Holmes..... T36	69-68-72-72	281	52,000.00	Craig Parry..... T79	70-75-75-77	297	31,250.00
Trevor Immelman.... T36	75-64-68-74	281	52,000.00	Mark Brown..... T80	80-75-76-70	301	31,000.00

2007 Bridgestone Invitational

Firestone Country Club, South Course

Purse: \$8,000,000

Par/Yards: 35-35-70/7,400

August 2-5, 2007

LEADERS	First Round	Second Round	Third Round
	Hunter Mahan 67 (-3)	Rory Sabbatini 134 (-6)	Rory Sabbatini 206 (-4)
	Rory Sabbatini 67 (-3)	Zach Johnson 136 (-4)	Tiger Woods 207 (-3)
	Paul Casey 67 (-3)	Kenny Perry 138 (-2)	Kenny Perry 209 (-1)
	Stuart Appleby 68 (-2)	Scott Verplank 138 (-2)	
	Mark Calcavecchia 68 (-2)	Tiger Woods 138 (-2)	
	Arron Oberholser 68 (-2)		
	Boo Weekley 68 (-2)		
	Lee Westwood 68 (-2)		
	Tiger Woods 68 (-2)		

CUT: There was no cut. 82 of the 85 professionals completed 72 holes.

NOTEWORTHY: Tiger Woods won the Bridgestone Invitational for the sixth time at Firestone Country Club. On five occasions, a player has won the same tournament six-plus times, but only three players have collected six victories on the same course.



WEATHER: Thursday: Sunny and warm throughout the day with a high of 93, with SW winds 5-10 mph. Friday: Sunny and warm with a high of 89 and SW winds 5-10 mph. Saturday: Partly cloudy with N-NW winds 5-10 mph and a high of 85. Sunday: Partly cloudy with showers throughout the day, SW winds 10-15 mph and a high of 80.

Winner: Tiger Woods 68-70-69-65 272 \$1,350,000.00

Tiger Woods 1	68-70-69-65	272	\$1,350,000.00
Justin Rose T2	69-72-71-68	280	635,000.00
Rory Sabbatini T2	67-67-72-74	280	635,000.00
Chris DiMarco T4	69-70-72-70	281	310,000.00
Peter Lonard T4	70-70-73-68	281	310,000.00
Tim Clark T6	71-70-72-69	282	202,000.00
Davis Love III T6	74-65-74-69	282	202,000.00
Andres Romero T6	71-71-69-71	282	202,000.00
Justin Leonard T9	73-67-71-72	283	147,500.00
Scott Verplank T9	70-68-73-72	283	147,500.00
Zach Johnson T11	71-65-76-72	284	115,333.34
K.J. Choi T11	71-73-69-71	284	115,333.33
Kenny Perry T11	69-69-71-75	284	115,333.33
Mark Calcavecchia ... T14	68-72-76-69	285	86,583.34
Rod Pampling T14	71-73-74-67	285	86,583.34
Stuart Appleby T14	68-74-69-74	285	86,583.33
Joe Durant T14	74-67-71-73	285	86,583.33
Pdraig Harrington ... T14	72-69-72-72	285	86,583.33
Arron Oberholser T14	68-74-72-71	285	86,583.33
Aaron Baddeley T20	70-74-67-75	286	75,500.00
Sergio Garcia T20	71-77-71-67	286	75,500.00
Stephen Ames T22	71-73-71-72	287	66,250.00
Luke Donald T22	75-75-67-70	287	66,250.00
Ernie Els T22	70-77-72-68	287	66,250.00
Niclas Fasth T22	75-73-70-69	287	66,250.00
Anders Hansen T22	71-72-71-73	287	66,250.00
Charley Hoffman T22	71-73-74-69	287	66,250.00
Hunter Mahan T22	67-73-71-76	287	66,250.00
Lee Westwood T22	68-71-79-69	287	66,250.00
Richard Green T30	73-73-68-74	288	58,000.00
Carl Pettersson T30	70-79-68-71	288	58,000.00
Ian Poulter T30	71-73-74-70	288	58,000.00
John Rollins T30	73-75-68-72	288	58,000.00
Boo Weekley T30	68-78-70-72	288	58,000.00
Brett Wetterich T30	74-75-70-69	288	58,000.00
Trevor Immelman T36	73-76-69-71	289	53,500.00
Adam Scott T36	75-76-70-68	289	53,500.00
Mark Wilson T36	76-75-68-70	289	53,500.00
Charles Howell III T39	72-76-70-72	290	51,000.00
Paul McGinley T39	72-74-73-71	290	51,000.00
J.J. Henry T41	73-69-74-75	291	48,000.00

Colin Montgomerie ... T41	71-72-73-75	291	\$48,000.00
Henrik Stenson T41	72-74-72-73	291	48,000.00
Steve Stricker T41	70-73-76-72	291	48,000.00
John Senden 45	71-69-78-74	292	46,000.00
Michael Campbell T46	71-74-72-76	293	44,500.00
Thongchai Jaidee T46	73-76-73-71	293	44,500.00
Shingo Katayama T46	71-73-75-74	293	44,500.00
Jerry Kelly T46	73-71-74-75	293	44,500.00
Phil Mickelson T46	74-72-74-73	293	44,500.00
Paul Casey T51	67-73-76-78	294	42,000.00
Troy Matteson T51	71-74-73-76	294	42,000.00
Geoff Ogilvy T51	73-71-72-78	294	42,000.00
Jeev M. Singh T51	72-74-72-76	294	42,000.00
Richard Sterne T51	77-72-74-71	294	42,000.00
Woody Austin T56	74-77-68-76	295	39,500.00
Stewart Cink T56	79-67-76-73	295	39,500.00
Nick O'Hern T56	72-72-75-76	295	39,500.00
Vijay Singh T56	74-72-75-74	295	39,500.00
Yong-Eun Yang T56	73-74-70-78	295	39,500.00
Retief Goosen T61	74-73-72-77	296	36,750.00
David Howell T61	74-77-75-70	296	36,750.00
Vaughn Taylor T61	72-77-71-76	296	36,750.00
David Toms T61	76-74-71-75	296	36,750.00
Nick Watney T61	72-72-76-76	296	36,750.00
Liang Wen-chong T61	75-74-72-75	296	36,750.00
Darren Clarke T67	70-76-76-75	297	34,750.00
Mark Hensby T67	73-71-79-74	297	34,750.00
Angel Cabrera T69	73-76-74-75	298	33,500.00
Fred Funk T69	75-74-74-75	298	33,500.00
Gregory Havret T69	73-73-76-76	298	33,500.00
Robert Karlsson T69	76-72-72-78	298	33,500.00
Graeme Storm T69	75-72-76-75	298	33,500.00
Brian Bateman T74	77-75-72-75	299	32,625.00
Paul Goydos T74	69-76-73-81	299	32,625.00
Jose Manuel Lara 76	71-77-77-75	300	32,250.00
Chad Campbell T77	73-73-77-79	302	31,750.00
Anton Haig T77	77-75-71-79	302	31,750.00
Raphael Jacquelin ... T77	71-77-73-81	302	31,750.00
Ben Curtis 80	74-79-77-73	303	31,250.00
Robert Allenby 81	76-74-82-80	312	31,000.00
Jose Maria Olazabal .. 82	77-80-78-79	314	30,750.00

2006 Bridgestone Invitational

Firestone Country Club, South Course

Purse: \$7,500,000

Par/Yards: 35-35-70/7,360

August 24-27, 2006

LEADERS	First Round	Second Round	Third Round
	Adam Scott 63 (-7)	Tiger Woods 131 (-9)	Stewart Cink 201 (-9)
	Jason Gore 65 (-5)	Davis Love III 132 (-8)	Paul Casey 202 (-8)
	Lucas Glover 66 (-4)	Jim Furyk 134 (-6)	Davis Love III 202 (-8)
	Michael Campbell 67 (-3)	Adam Scott 134 (-6)	Tiger Woods 202 (-8)
	Luke Donald 67 (-3)	Ernie Els 135 (-5)	Jim Furyk 203 (-7)
	David Howell 67 (-3)	Lucas Glover 135 (-5)	
	Davis Love III 67 (-3)	Kevin Stadler 135 (-5)	
	David Toms 67 (-3)		
	Tiger Woods 67 (-3)		

CUT: There was no cut. 76 of the 78 professionals completed 72 holes.



WEATHER: Thursday: Rain in the morning with mostly cloudy skies. Sunny and warm in the afternoon with a high of 76. Friday: Partly cloudy with a high of 85. Winds S 5-10 mph. Saturday: Partly cloudy. High of 85 with winds SW 5-10 mph. Sunday: Due to a threatening weather situation, tee times were scheduled for 7:30-9:30 a.m. off Nos. 1 and 10. After heavy overnight rains, play was delayed 90 minutes. On and off showers most of the day with cloudy skies. High temperature was 77 with SW winds 8-12 mph.

Winner: Tiger Woods 67-64-71-68 270 \$1,300,000.00

Tiger Woods 1	67-64-71-68	270	\$1,300,000.00	Rory Sabbatini T36	75-71-68-70	284	\$50,500.00
Stewart Cink 2	70-67-64-69	270	750,000.00	Charl Schwartzel T36	72-69-70-73	284	50,500.00
Jim Furyk 3	69-65-69-68	271	450,000.00	Brett Wetterich T36	72-73-71-68	284	50,500.00
Angel Cabrera T4	70-68-70-65	273	246,250.00	Fred Funk T42	72-70-72-71	285	46,166.67
Paul Casey T4	69-69-64-71	273	246,250.00	Tom Lehman T42	72-69-73-71	285	46,166.67
Lucas Glover T4	66-69-69-69	273	246,250.00	Ben Curtis T42	71-72-72-70	285	46,166.66
Davis Love III T4	67-65-70-71	273	246,250.00	Rod Pampling T45	75-71-71-69	286	44,500.00
Luke Donald T8	67-69-70-68	274	152,500.00	Vijay Singh T45	70-74-73-69	286	44,500.00
David Toms T8	67-74-65-68	274	152,500.00	Dean Wilson T45	75-70-68-73	286	44,500.00
J.J. Henry T10	70-68-68-69	275	120,000.00	Retief Goosen T48	71-73-74-69	287	43,250.00
Arron Oberholser T10	70-71-69-65	275	120,000.00	Corey Pavin T48	74-73-68-72	287	43,250.00
Adam Scott T10	63-71-71-70	275	120,000.00	Olin Browne T50	68-75-70-75	288	41,750.00
Trevor Immelman T13	69-70-68-70	277	95,000.00	Chad Campbell T50	68-76-72-72	288	41,750.00
Ian Poulter T13	71-71-67-68	277	95,000.00	Stephen Dodd T50	74-73-69-72	288	41,750.00
Kevin Stadler T13	68-67-70-72	277	95,000.00	J.B. Holmes T50	71-72-68-77	288	41,750.00
Ben Crane 16	73-67-70-68	278	85,000.00	Aaron Baddeley T54	73-74-69-73	289	39,500.00
Michael Campbell 17	67-71-70-71	279	82,000.00	Mark Hensby T54	74-76-68-71	289	39,500.00
Stephen Ames T18	69-70-71-70	280	77,000.00	Miguel A. Jimenez T54	70-72-77-70	289	39,500.00
Thomas Bjorn T18	72-67-67-74	280	77,000.00	Thomas Levet T54	77-69-69-74	289	39,500.00
Robert Gamez T18	70-67-72-71	280	77,000.00	Phil Mickelson T54	74-74-68-73	289	39,500.00
Vaughn Taylor T18	71-67-71-71	280	77,000.00	David Howell T59	67-79-71-74	291	37,500.00
Robert Allenby T22	71-71-68-71	281	68,000.00	Jeff Maggert T59	75-70-75-71	291	37,500.00
K.J. Choi T22	75-70-67-69	281	68,000.00	Scott Verplank T59	71-75-70-75	291	37,500.00
Sergio Garcia T22	69-73-68-71	281	68,000.00	Bart Bryant T62	72-83-69-68	292	36,000.00
Jose Maria Olazabal T22	68-70-74-69	281	68,000.00	Johan Edfors T62	75-76-71-70	292	36,000.00
Mike Weir T22	69-71-69-72	281	68,000.00	Robert Karlsson T62	75-70-73-74	292	36,000.00
Chris DiMarco T27	68-72-71-71	282	60,500.00	Shiv Kapur 65	72-75-72-74	293	35,000.00
Padraig Harrington T27	73-71-70-68	282	60,500.00	John Bickerton T66	74-75-70-75	294	34,250.00
Kenny Perry T27	73-70-66-73	282	60,500.00	Paul McGinley T66	77-75-70-72	294	34,250.00
Carl Pettersson T27	70-72-68-72	282	60,500.00	Mark Calcavecchia T68	75-72-77-71	295	33,000.00
Ernie Els T31	68-67-70-78	283	56,000.00	Chris Couch T68	72-74-72-77	295	33,000.00
Brad Faxon T31	69-69-75-70	283	56,000.00	Tim Herron T68	76-74-73-72	295	33,000.00
Justin Leonard T31	70-69-72-72	283	56,000.00	Stuart Appleby T71	76-75-76-69	296	31,750.00
Nick O'Hern T31	72-69-71-71	283	56,000.00	Peter Lonard T71	74-73-77-72	296	31,750.00
Henrik Stenson T31	75-73-67-68	283	56,000.00	Wes Short, Jr. T71	76-71-73-76	296	31,750.00
Jason Gore T36	65-76-73-70	284	50,500.00	Tim Clark 74	68-75-80-77	300	31,250.00
Zach Johnson T36	71-68-72-73	284	50,500.00	Gonzalo Fernandez 75	74-76-81-70	301	31,000.00
Geoff Ogilvy T36	69-76-70-69	284	50,500.00	Tatsuhiko Takahashi .. 76	81-73-75-75	304	30,750.00

2005 NEC Invitational

Firestone Country Club, South Course

Purse: \$7,500,000

Par/Yards: 35-35-70/7,360

August 18-21, 2005

LEADERS	First Round	Second Round	Third Round	Tiger Woods	Total Score
	Vijay Singh 66 (-4)		Luke Donald 136 (-4)	Tiger Woods	203 (-7)
	Henrik Stenson 66 (-4)		Tiger Woods	Paul McGinley	204 (-6)
	Tiger Woods		Thomas Bjorn 137 (-3)	Stuart Appleby	205 (-5)
	Chris DiMarco 67 (-3)		Chris DiMarco 137 (-3)	Sergio Garcia	205 (-5)
	Nick Dougherty 67 (-3)		Paul McGinley 137 (-3)		
	Davis Love III 67 (-3)		Vijay Singh 137 (-3)		
			Henrik Stenson 137 (-3)		
			Third Round		
			Kenny Perry 203 (-7)		

CUT: There was no cut. 74 of the 76 professionals completed 72 holes.



WEATHER: Thursday: Mostly cloudy with temperatures in the low 80s. Friday: A mix of sun and clouds with temperatures in the mid-80s. Saturday: Third-round tee times were moved up to 7:20 a.m. Last group teed off at 9:10 a.m. Cloudy with temperatures reaching the low 80s. Lightning and heavy rain in the area caused a three-hour and 16 minute weather delay at 12:44 p.m. Play suspended for the day at 6:05 p.m. Sunday: Third-round played resumed at 7:30 a.m. and ended at 8:15 a.m. Final round began at 9 a.m. with players in twosomes. Sunny with temperatures reaching 80.

Winner: Tiger Woods 66-70-67-71 274 \$1,300,000.00

Tiger Woods 1	66-70-67-71	274	\$1,300,000.00	Stephen Ames T36	74-71-68-73	286	\$52,000.00
Chris DiMarco 2	67-70-70-68	275	750,000.00	Woody Austin T36	73-68-77-68	286	52,000.00
Vijay Singh T3	66-71-72-67	276	353,666.67	Peter Lonard T36	74-71-68-73	286	52,000.00
Paul McGinley T3	71-66-67-72	276	353,666.66	Adam Scott T36	70-76-67-73	286	52,000.00
Ryan Palmer T3	72-68-67-69	276	353,666.66	Mike Weir T36	71-69-70-76	286	52,000.00
Luke Donald T6	69-67-74-67	277	200,000.00	Angel Cabrera T41	75-74-67-71	287	47,000.00
David Howell T6	70-68-70-69	277	200,000.00	Stewart Cink T41	72-72-73-70	287	47,000.00
Kenny Perry T6	70-69-64-74	277	200,000.00	Fred Funk T41	74-71-69-73	287	47,000.00
Zach Johnson T9	70-70-69-69	278	135,000.00	Tom Lehman T41	73-71-75-68	287	47,000.00
Colin Montgomerie T9	70-72-68-68	278	135,000.00	Geoff Ogilvy T41	74-74-70-69	287	47,000.00
Jose Maria Olazabal .. T9	72-68-66-72	278	135,000.00	Brent Geiberger T46	70-76-69-73	288	43,500.00
David Toms T9	71-67-69-71	278	135,000.00	Thomas Levet T46	72-71-72-73	288	43,500.00
Stuart Appleby T13	68-70-67-74	279	94,400.00	Shigeki Maruyama ... T46	75-70-71-72	288	43,500.00
Sergio Garcia T13	68-70-67-74	279	94,400.00	Marc Cayeux T49	71-75-71-72	289	42,250.00
Davis Love III T13	67-73-69-70	279	94,400.00	Steve Elkington T49	72-76-75-66	289	42,250.00
Rod Pampling T13	71-70-71-67	279	94,400.00	K.J. Choi T51	71-76-69-74	290	40,250.00
Henrik Stenson T13	66-71-72-70	279	94,400.00	Tim Clark T51	71-75-72-72	290	40,250.00
Thomas Bjorn 18	70-67-72-71	280	83,000.00	Nick Dougherty T51	67-81-70-72	290	40,250.00
Paul Casey T19	75-68-67-71	281	77,000.00	Phil Mickelson T51	69-72-75-74	290	40,250.00
Kenneth Ferrie T19	71-70-73-67	281	77,000.00	Sean O'Hair T51	70-74-73-73	290	40,250.00
Jay Haas T19	76-69-67-69	281	77,000.00	Scott Verplank T51	73-73-67-77	290	40,250.00
Trevor Immelman T19	73-71-71-66	281	77,000.00	Miguel A. Jimenez 57	76-75-73-67	291	38,500.00
Justin Leonard T19	72-66-71-72	281	77,000.00	Ben Crane T58	74-75-71-73	293	36,500.00
Jim Furyk T24	72-73-68-69	282	69,000.00	Stephen Gallacher T58	74-74-75-70	293	36,500.00
Padraig Harrington ... T24	75-68-69-70	282	69,000.00	Retief Goosen T58	77-73-73-70	293	36,500.00
Lee Westwood T24	73-72-63-74	282	69,000.00	Mark Hensby T58	70-76-71-76	293	36,500.00
John Daly 27	71-69-69-74	283	65,000.00	Thongchai Jaidee T58	73-76-72-72	293	36,500.00
Bart Bryant T28	74-73-67-70	284	60,200.00	Craig Parry T58	79-71-73-70	293	36,500.00
Darren Clarke T28	76-68-72-68	284	60,200.00	Chris Riley T58	69-81-74-69	293	36,500.00
Fred Couples T28	71-74-70-69	284	60,200.00	Kazuhiko Hosokawa ... 65	70-78-71-75	294	34,500.00
Nick O'Hern T28	68-73-72-71	284	60,200.00	Tim Petrovic 66	80-73-69-73	295	34,000.00
Rory Sabbatini T28	73-69-67-75	284	60,200.00	Richard Green 67	76-78-69-73	296	33,500.00
Chad Campbell T33	72-72-69-72	285	56,000.00	Michael Campbell 68	72-74-78-74	298	33,000.00
Niclas Fasth T33	72-72-70-71	285	56,000.00	Stephen Dodd 69	74-78-77-73	302	32,500.00
Ian Poulter T33	73-69-69-74	285	56,000.00	Jyoti Randhawa 70	79-77-75-73	304	32,000.00

2004 NEC Invitational

Firestone Country Club, South Course

Purse: \$7,000,000

Par/Yards: 35-35-70/7,360

August 19-22, 2004

LEADERS	First Round	Second Round	Third Round
	Stewart Cink..... 63 (-7)	Stewart Cink..... 131 (-9)	Stewart Cink..... 199 (-11)
	Zach Johnson..... 65 (-5)	Rory Sabbatini..... 134 (-6)	Chris DiMarco..... 204 (-6)
	Barry Lane..... 67 (-3)	Tiger Woods..... 134 (-6)	David Toms..... 204 (-6)
	Bob Tway..... 67 (-3)	Rod Pamplng..... 135 (-5)	Tiger Woods..... 204 (-6)
		David Toms..... 135 (-5)	Rod Pamplng..... 205 (-5)
			Rory Sabbatini..... 205 (-5)
			Scott Verplank..... 205 (-5)

CUT: There was no cut. 75 of the 76 professionals completed 72 holes.

WEATHER: Due to heavy rainfall on Wednesday, players were allowed preferred lies all four rounds. The start of the first round was delayed from 9:35 a.m. to 2:45 p.m. due to heavy rain and lightning. The players played in threesomes off two tees instead of twosomes off No. 1. Warm and partly sunny, cloudy in late afternoon. Play was suspended at 5:05 p.m. Play resumed at 5:45 p.m. and was suspended due to darkness at 8:05 p.m. Sixteen players completed the first round, and 60 didn't. There was a 7:30 a.m. re-start on Friday. Second round beginning at 10:20 after players were re-paired in threesomes. Mostly cloudy on Friday, temperatures in the 60s. Mid-afternoon, heavy and steady rainfall. Play was suspended at 3:09 p.m. and suspended for the day at 4:34 p.m. 1.5 inches of rain fell on Friday. Saturday, partly cloudy and cooler in the morning. Mostly sunny in the afternoon, high of 71 degrees. Sunny and clear on Sunday, high of 77.



Winner: Stewart Cink 63-68-68-70 269 \$1,200,000.00

Stewart Cink..... 1	63-68-68-70	269	\$1,200,000.00	Joey Sindelar..... T32	70-70-71-72	283	\$51,000.00
Rory Sabbatini..... T2	68-66-71-68	273	552,500.00	Vijay Singh..... T32	73-73-67-70	283	51,000.00
Tiger Woods..... T2	68-66-70-69	273	552,500.00	Jay Haas..... T41	70-69-71-74	284	45,500.00
Angel Cabrera..... T4	69-70-67-68	274	282,500.00	Mike Weir..... T41	70-67-73-74	284	45,500.00
Davis Love III..... T4	68-68-72-66	274	282,500.00	John Daly..... T43	71-69-74-71	285	43,000.00
Bob Tway..... T6	67-73-67-68	275	178,333.34	Phil Mickelson..... T43	70-75-68-72	285	43,000.00
Chris DiMarco..... T6	68-69-67-71	275	178,333.33	Chris Riley..... T43	72-69-71-73	285	43,000.00
David Toms..... T6	69-66-69-71	275	178,333.33	Paul McGinley..... T46	73-72-69-72	286	40,750.00
Robert Allenby..... T9	71-67-69-69	276	116,000.00	Nick Price..... T46	69-73-72-72	286	40,750.00
Stuart Appleby..... T9	69-70-69-68	276	116,000.00	Tim Clark..... T48	71-70-72-74	287	39,750.00
Alex Cejka..... T9	72-67-71-66	276	116,000.00	Steve Flesch..... T48	75-70-71-71	287	39,750.00
Charles Howell III..... T9	71-67-68-70	276	116,000.00	Tommy Armour III..... T50	76-72-70-70	288	38,000.00
Lee Westwood..... T9	69-69-69-69	276	116,000.00	Ricardo Gonzalez..... T50	73-75-70-70	288	38,000.00
Darren Clarke..... T14	71-70-68-68	277	87,500.00	Justin Leonard..... T50	73-71-72-72	288	38,000.00
Rod Pamplng..... T14	68-67-70-72	277	87,500.00	Shawn Micheel..... T50	71-72-73-72	288	38,000.00
Paul Casey..... T16	72-70-68-68	278	79,333.34	Phillip Price..... T50	72-70-74-72	288	38,000.00
Luke Donald..... T16	71-70-65-72	278	79,333.33	Barry Lane..... T55	67-77-73-72	289	36,000.00
Sergio Garcia..... T16	68-70-70-70	278	79,333.33	J.L. Lewis..... T55	73-71-73-72	289	36,000.00
Jerry Kelly..... T19	69-73-64-73	279	74,000.00	Adam Scott..... T55	71-67-75-76	289	36,000.00
Scott Verplank..... T19	69-69-67-74	279	74,000.00	K.J. Choi..... T58	71-73-69-77	290	34,500.00
Todd Hamilton..... 21	69-67-71-73	280	71,000.00	Carlos Franco..... T58	69-73-75-73	290	34,500.00
Stephen Ames..... T22	69-70-69-73	281	65,000.00	Colin Montgomerie... T58	69-71-75-75	290	34,500.00
Jim Furyk..... T22	68-72-71-70	281	65,000.00	Scott Drummond..... T61	69-75-73-75	292	32,750.00
Zach Johnson..... T22	65-73-73-70	281	65,000.00	Niclas Fasth..... T61	75-68-70-79	292	32,750.00
Stephen Leaney..... T22	73-67-68-73	281	65,000.00	Fred Funk..... T61	69-75-71-77	292	32,750.00
Jesper Parnevik..... T22	69-72-70-70	281	65,000.00	Bernhard Langer..... T61	74-69-75-74	292	32,750.00
S.K. Ho..... T27	70-67-73-72	282	58,000.00	Ernie Els..... T65	72-77-72-72	293	30,750.00
Miguel A. Jimenez.... T27	71-70-72-69	282	58,000.00	Mark Hensby..... T65	71-70-78-74	293	30,750.00
Shigeki Maruyama.... T27	69-68-72-73	282	58,000.00	Jonathan Kaye..... T65	71-75-72-75	293	30,750.00
Kenny Perry..... T27	72-75-69-66	282	58,000.00	Craig Parry..... T65	79-69-71-74	293	30,750.00
Brett Rumford..... T27	71-73-69-69	282	58,000.00	Chad Campbell..... T69	74-74-71-75	294	29,250.00
Fred Couples..... T32	72-68-69-74	283	51,000.00	Kirk Triplett..... T69	73-67-79-75	294	29,250.00
Brad Faxon..... T32	72-72-69-70	283	51,000.00	Andrew McLardy..... 71	73-83-69-70	295	28,500.00
Trevor Immelman..... T32	73-69-72-69	283	51,000.00	Mark O'Meara..... T72	71-72-77-76	296	27,750.00
Fredrik Jacobson..... T32	69-72-68-74	283	51,000.00	Peter Senior..... T72	69-77-74-76	296	27,750.00
Thongchai Jaidee..... T32	71-71-76-65	283	51,000.00	Padraig Harrington.... 74	77-74-70-76	297	27,000.00
Thomas Levet..... T32	68-73-70-72	283	51,000.00	Pierre Fulke..... 75	73-77-78-76	304	26,500.00
Peter Lonard..... T32	71-69-76-67	283	51,000.00				

2003 NEC Invitational

Firestone Country Club, South Course

Purse: \$6,000,000

Par/Yards: 35-35-70/7,230

August 21-24, 2003

LEADERS		First Round	Second Round	Third Round
	Ben Curtis	64 (-6)	Chris Riley	133 (-7)
	Sergio Garcia	64 (-6)	David Toms	133 (-7)
	Darren Clarke	65 (-5)	Fred Funk	134 (-6)
	Tiger Woods	65 (-5)	Vijay Singh	134 (-6)
	Davis Love III	66 (-4)	Darren Clarke	135 (-5)
	Chris Riley	66 (-4)	Brad Faxon	135 (-5)
	David Toms	66 (-4)		
	Scott Verplank	66 (-4)		
				Darren Clarke
				Jonathan Kaye
				Chris Riley
				Davis Love III
				Tiger Woods



CUT: There was no cut. All 85 professionals completed 72 holes.

WEATHER: On Thursday, hazy and muggy with a high of 90 degrees. Mostly sunny in the afternoon. SW winds 10-20 mph. Party cloudy and breezy with cooler temperatures reaching 80 degrees. NW winds 12-18 mph. Sunny and pleasant with a high of 78 degrees. Lower humidity and NE winds 10-15. Mix of sun and clouds on Sunday, with temperatures reaching 78 degrees. SE winds 5-10 mph.

Winner: Darren Clarke 65-70-66-67 268 \$1,050,000.00

Darren Clarke	1	65-70-66-67	268	\$1,050,000.00	Robert-Jan Derksen ..	T42	73-70-70-72	285	\$33,750.00
Jonathan Kaye	2	68-69-65-70	272	550,000.00	Nick Price	T42	73-67-71-74	285	33,750.00
Davis Love III	3	66-70-68-69	273	360,000.00	Steve Allan	T46	74-68-76-68	286	31,500.00
Chris Riley	T4	66-67-70-71	274	235,000.00	Stuart Appleby	T46	70-75-68-73	286	31,500.00
Tiger Woods	T4	65-72-67-70	274	235,000.00	Bob Estes	T46	68-74-70-74	286	31,500.00
Vijay Singh	T6	69-65-72-69	275	163,333.34	Scott Verplank	T46	66-73-70-77	286	31,500.00
Robert Allenby	T6	69-69-68-69	275	163,333.33	Lee Westwood	T46	70-70-73-73	286	31,500.00
Jim Furyk	T6	69-69-68-69	275	163,333.33	Scott Hoch	T51	69-72-72-74	287	29,750.00
Brad Faxon	T9	68-67-70-71	276	116,750.00	Rory Sabbatini	T51	73-72-70-72	287	29,750.00
Trevor Immelman	T9	70-68-70-68	276	116,750.00	Mark Calcavecchia ..	T53	70-68-73-77	288	28,150.00
Dan Forsman	T11	69-68-70-70	277	91,666.67	Chad Campbell	T53	73-71-72-72	288	28,150.00
Bernhard Langer	T11	71-73-65-68	277	91,666.67	K.J. Choi	T53	73-71-71-73	288	28,150.00
Steve Flesch	T11	71-67-67-72	277	91,666.66	Jerry Kelly	T53	68-71-76-73	288	28,150.00
Fred Funk	T14	72-62-72-72	278	75,000.00	Kenny Perry	T53	72-76-68-72	288	28,150.00
Toshi Izawa	T14	70-71-68-69	278	75,000.00	Niclas Fasth	T58	67-76-74-72	289	27,000.00
Peter Jacobsen	T14	73-64-71-70	278	75,000.00	Paul McGinley	T58	70-71-73-75	289	27,000.00
Paul Casey	T17	72-66-71-70	279	59,250.00	Kaname Yokoo	T58	73-71-70-75	289	27,000.00
Ernie Els	T17	67-70-71-71	279	59,250.00	Thomas Bjorn	T61	72-72-75-71	290	26,250.00
Retief Goosen	T17	67-69-69-74	279	59,250.00	Stewart Cink	T61	70-71-74-75	290	26,250.00
Jay Haas	T17	72-69-73-65	279	59,250.00	Phil Golding	T61	76-69-73-72	290	26,250.00
Fred Couples	T21	67-71-71-71	280	52,500.00	Tim Clark	T64	73-69-73-76	291	25,500.00
Charles Howell III	T21	72-68-74-66	280	52,500.00	Craig Parry	T64	69-75-71-76	291	25,500.00
Angel Cabrera	T23	70-71-70-70	281	48,000.00	Adam Scott	T64	72-70-69-80	291	25,500.00
Justin Leonard	T23	75-69-69-68	281	48,000.00	Rich Beem	T67	69-69-78-76	292	24,625.00
Peter Lonard	T23	70-73-72-66	281	48,000.00	Pierre Fulke	T67	72-72-75-73	292	24,625.00
Shaun Micheel	T23	71-69-70-71	281	48,000.00	Phillip Price	T67	68-75-75-74	292	24,625.00
Phil Mickelson	T23	68-73-70-70	281	48,000.00	John Rollins	T67	75-72-71-74	292	24,625.00
Colin Montgomerie ..	T23	68-70-70-73	281	48,000.00	Jonathan Byrd	T71	71-77-73-72	293	23,375.00
Mike Weir	T23	71-72-69-69	281	48,000.00	Michael Campbell	T71	74-71-70-78	293	23,375.00
Ben Curtis	T30	64-76-72-70	282	43,000.00	Stephen Leaney	T71	75-69-72-77	293	23,375.00
Sergio Garcia	T30	64-76-69-73	282	43,000.00	Kevin Na	T71	71-80-69-73	293	23,375.00
Len Mattiace	T30	72-69-69-72	282	43,000.00	Jesper Parnevik	T71	69-72-75-77	293	23,375.00
Chris DiMarco	T33	71-68-73-71	283	38,583.34	Steen Tinning	T71	71-74-76-72	293	23,375.00
Justin Rose	T33	72-73-69-69	283	38,583.34	Bob Burns	T77	74-70-75-75	294	22,000.00
Ian Poulter	T33	73-68-67-75	283	38,583.33	Ignacio Garrido	T77	74-74-72-74	294	22,000.00
Eduardo Romero	T33	70-74-68-71	283	38,583.33	Robert Karlsson	T77	72-72-77-73	294	22,000.00
Hal Sutton	T33	68-69-68-78	283	38,583.33	Rocco Mediate	T77	78-73-69-74	294	22,000.00
David Toms	T33	66-67-76-74	283	38,583.33	Hennie Otto	T77	72-69-75-78	294	22,000.00
Paul Azinger	T39	72-69-67-76	284	35,500.00	Nick Faldo	T82	74-67-79-75	295	21,125.00
Padraig Harrington ..	T39	73-71-70-70	284	35,500.00	Jarrod Moseley	T82	76-74-72-73	295	21,125.00
Jeff Sluman	T39	67-74-75-68	284	35,500.00	Fredrik Jacobson	84	75-71-77-73	296	20,750.00
Alex Cejka	T42	72-68-71-74	285	33,750.00	Gene Sauers	85	73-76-77-82	308	20,500.00
Ben Crane	T42	71-75-68-71	285	33,750.00					

2002 NEC Invitational

Sahalee Country Club, Sammamish, WA

Purse: \$5,500,000

Par/Yards: 35-36-71/6,949

August 22-25, 2002

LEADERS	First Round	Second Round	Third Round
	Retief Goosen..... 65 (-6)	Robert Allenby..... 132 (-10)	Robert Allenby..... 203 (-10)
	Toshi Izawa..... 65 (-6)	Steve Lowery..... 132 (-10)	Craig Parry..... 203 (-10)
	Darren Clarke..... 66 (-5)	Retief Goosen..... 133 (-9)	Fred Funk..... 204 (-9)
	Davis Love III..... 66 (-5)	Justin Rose..... 134 (-8)	Ernie Els..... 205 (-8)
	Phil Mickelson..... 66 (-5)	Phil Mickelson..... 135 (-7)	Jim Furyk..... 205 (-8)
	Steve Lowery..... 67 (-5)	Craig Parry..... 137 (-5)	Matt Gogel..... 205 (-8)
	Kenny Perry..... 67 (-5)		Steve Lowery..... 205 (-8)
	Justin Rose..... 67 (-5)		Tiger Woods..... 205 (-8)
	Craig Parry..... 72 (+1)		



CUT: There was no cut. 77 of the 78 professionals completed 72 holes.

WEATHER: The start of the tournament was delayed by 15 minutes on Thursday due to fog. Sunny in the afternoon, with temperatures in the 70s. Sunny, with temperatures in the low 60s to low 80s on Friday and Saturday. Overcast, with temperatures in the 60s on Sunday.

Winner: Craig Parry 72-65-66-65 268 \$1,000,000.00

Craig Parry..... 1	72-65-66-65	268	\$1,000,000.00	Bernhard Langer..... T38	70-70-75-70	285	\$37,250.00
Robert Allenby..... T2	69-63-71-69	272	410,000.00	Tom Lehman..... T38	72-70-69-74	285	37,250.00
Fred Funk..... T2	68-68-68-68	272	410,000.00	Stuart Appleby..... T42	70-72-74-70	286	35,000.00
Tiger Woods..... 4	68-70-67-68	273	215,000.00	Carlos Franco..... T42	75-72-67-72	286	35,000.00
Justin Rose..... 5	67-67-72-68	274	187,500.00	Pierre Fulke..... T42	69-73-73-71	286	35,000.00
Rich Beem..... T6	74-67-67-67	275	150,000.00	Craig Perks..... T42	68-70-73-75	286	35,000.00
Jim Furyk..... T6	70-67-68-70	275	150,000.00	Hal Sutton..... T42	73-71-70-72	286	35,000.00
Steve Lowery..... 8	67-65-73-71	276	120,000.00	Stewart Cink..... T47	73-71-73-70	287	32,550.00
Matt Gogel..... T9	68-69-68-72	277	105,000.00	Joel Edwards..... T47	73-73-71-70	287	32,550.00
Phil Mickelson..... T9	66-69-71-71	277	105,000.00	Padraig Harrington..... T47	72-70-73-72	287	32,550.00
Michael Campbell..... T11	70-69-70-69	278	78,750.00	José Maria Olazábal..... T47	71-68-75-73	287	32,550.00
Retief Goosen..... T11	65-68-74-71	278	78,750.00	Eduardo Romero..... T47	71-71-67-78	287	32,550.00
Davis Love III..... T11	66-74-69-69	278	78,750.00	Notah Begay III..... T52	70-77-70-71	288	31,250.00
Vijay Singh..... T11	68-69-69-72	278	78,750.00	Soren Hansen..... T52	76-69-69-74	288	31,250.00
Thomas Björn..... T15	68-69-72-70	279	60,875.00	Graeme McDowell..... T52	72-69-73-74	288	31,250.00
Ernie Els..... T15	71-67-67-74	279	60,875.00	Scott Hoch..... T55	72-77-69-71	289	30,500.00
David Toms..... T15	69-68-71-71	279	60,875.00	Greg Norman..... T55	69-74-73-73	289	30,500.00
Lee Westwood..... T15	68-69-72-70	279	60,875.00	Chris Smith..... T55	75-73-73-68	289	30,500.00
Angel Cabrera..... T19	72-70-70-68	280	50,400.00	Niclas Fasth..... T58	73-68-79-70	290	29,500.00
K.J. Choi..... T19	73-67-73-67	280	50,400.00	Sergio Garcia..... T58	68-73-76-73	290	29,500.00
Darren Clarke..... T19	66-74-68-72	280	50,400.00	Anders Hansen..... T58	71-76-74-69	290	29,500.00
Bob Estes..... T19	71-71-69-69	280	50,400.00	Kevin Sutherland..... T58	74-71-71-74	290	29,500.00
Peter Lonard..... T19	70-71-72-67	280	50,400.00	Scott Verplank..... T58	71-75-76-68	290	29,500.00
Toshi Izawa..... T24	65-73-73-71	282	45,000.00	Brad Faxon..... T63	71-72-71-77	291	28,625.00
Rocco Mediate..... T24	68-69-73-72	282	45,000.00	Charlie Wi..... T63	73-73-73-72	291	28,625.00
Kenny Perry..... T24	67-70-73-72	282	45,000.00	Paul Lawrie..... T65	73-69-81-70	293	28,125.00
Mike Weir..... T24	69-70-71-72	282	45,000.00	Nobuhito Sato..... T65	74-76-73-70	293	28,125.00
John Cook..... T28	70-74-69-70	283	41,250.00	Paul McGinley..... 67	79-69-73-74	295	27,750.00
Chris DiMarco..... T28	68-70-74-71	283	41,250.00	Tobias Dier..... T68	76-75-72-73	296	27,250.00
David Duval..... T28	72-75-71-65	283	41,250.00	Steve Elkington..... T68	76-77-74-69	296	27,250.00
Ricardo Gonzalez..... T28	71-72-68-72	283	41,250.00	Nicholas Lawrence..... T68	76-72-78-70	296	27,250.00
Justin Leonard..... T28	70-74-69-70	283	41,250.00	Jesper Parnevik..... T71	76-74-73-74	297	26,625.00
Nick Price..... T28	74-66-72-71	283	41,250.00	Phillip Price..... T71	73-73-73-78	297	26,625.00
Loren Roberts..... T28	70-66-76-71	283	41,250.00	John Daly..... 73	73-78-74-73	298	26,250.00
Kirk Triplett..... T28	71-69-70-73	283	41,250.00	Mark Calcavecchia..... 74	74-81-75-69	299	26,000.00
Shigeaki Maruyama..... T36	69-72-69-74	284	38,750.00	Jose Coceres..... T75	69-71-76-84	300	25,625.00
Len Mattiace..... T36	69-72-72-71	284	38,750.00	Scott McCarron..... T75	74-74-77-75	300	25,625.00
Paul Azinger..... T38	68-72-73-72	285	37,250.00	Jerry Kelly..... 77	75-79-74-73	301	25,250.00
Matt Kuchar..... T38	71-68-71-75	285	37,250.00				

2001 NEC Invitational

Firestone Country Club (South Course), Akron, OH Purse: \$5,000,000 Par/Yds: 35-35-70/7,139 August 23-26, 2001

LEADERS		First Round	Jim Furyk..... 131 (-9)	Tiger Woods..... 199 (-11)
	Jim Furyk.....	65 (-5)	Phil Mickelson..... 133 (-7)	Paul Azinger..... 202 (-8)
	Greg Norman.....	65 (-5)	Tiger Woods..... 133 (-7)	Darren Clarke..... 202 (-8)
	Thomas Bjorn.....	66 (-4)	Stuart Appleby..... 134 (-6)	
	Darren Clarke.....	66 (-4)	Darren Clarke..... 134 (-6)	
	Colin Montgomerie.....	66 (-4)	Padraig Harrington..... 134 (-6)	
	Tiger Woods..... 66 (-4)		Third Round	
	Second Round		Jim Furyk..... 197 (-13)	

CUT: There was no cut. 37 of the 39 professionals completed 72 holes.

WEATHER: Mostly cloudy Thursday, with late morning/early afternoon light rain. Temperatures were in the 70s, with winds primarily out of the west at 5-12 mph. Mostly cloudy Friday morning, with some sun in the afternoon. Temperatures were in the 70s, and winds were out of the northeast at 5-12 mph. Partly cloudy and warm Saturday, with temperatures reaching 82 and winds out of the south at 5-15 mph. Tee times were moved up to 7:45 a.m. and play was off Nos. 1 and 10 in pairs Sunday in anticipation of inclement afternoon weather. Partly cloudy with temperatures in the 70s and winds out of the southwest at 5-20 mph.



Winner: Tiger Woods 66-67-66-69 268 \$1,000,000.00
(Won playoff with birdie-3 on seventh extra hole)

Tiger Woods..... 1	66-67-66-69	268	\$1,000,000.00	Carlos Franco..... 20	68-71-68-73	280	\$73,000.00
Jim Furyk..... 2	65-66-66-71	268	500,000.00	Niclas Fasth..... T21	74-67-68-72	281	66,000.00
Darren Clarke..... 3	66-68-68-69	271	375,000.00	Scott Hoch..... T21	71-70-69-71	281	66,000.00
Colin Montgomerie..... 4	66-71-66-70	273	300,000.00	Robert Allenby..... T23	68-67-75-72	282	58,000.00
Stuart Appleby..... T5	70-64-70-70	274	201,666.67	Steve Elkington..... T23	73-68-73-68	282	58,000.00
Davis Love III..... T5	68-68-70-68	274	201,666.67	Mike Weir..... 25	69-70-71-73	283	53,000.00
Paul Azinger..... T5	67-70-65-72	274	201,666.66	Paul McGinley..... 26	68-73-71-72	284	51,000.00
Ernie Els..... T8	67-70-66-72	275	147,500.00	David Duval..... 27	69-69-72-75	285	49,000.00
Phil Mickelson..... T8	67-66-70-72	275	147,500.00	Phillip Price..... 28	70-71-74-71	286	47,000.00
Retief Goosen..... 10	72-69-64-71	276	131,000.00	Nick Price..... T29	71-70-71-76	288	44,000.00
Bernhard Langer..... T11	69-67-68-73	277	118,500.00	Loren Roberts..... T29	72-70-67-79	288	44,000.00
Hal Sutton..... T11	69-71-67-70	277	118,500.00	Notah Begay III..... T31	77-71-72-69	289	38,000.00
Stewart Cink..... T13	69-67-70-72	278	100,500.00	Thomas Bjorn..... T31	66-79-73-71	289	38,000.00
Ian Poulter..... T13	67-72-69-70	278	100,500.00	Michael Campbell..... T31	71-71-75-72	289	38,000.00
Vijay Singh..... T13	68-68-69-73	278	100,500.00	Shigeaki Maruyama..... T31	68-75-73-73	289	38,000.00
David Toms..... T13	68-70-70-70	278	100,500.00	Greg Norman..... 35	65-71-74-80	290	33,000.00
Pierre Fulke..... T17	73-71-65-70	279	83,000.00	Mark Calcavecchia..... T36	72-69-72-79	292	30,000.00
Padraig Harrington..... T17	68-66-73-72	279	83,000.00	Miguel Angel Jimenez..... T36	70-72-74-76	292	30,000.00
Scott Verplank..... T17	69-71-70-69	279	83,000.00				

2000 NEC Invitational

Firestone Country Club (South Course), Akron, OH **Purse: \$5,000,000** **Par/Yds: 35-35-70/7,139** **August 24-27, 2000**

First Round		Second Round		Third Round	
Tiger Woods	64 (-6)	Tiger Woods	125 (-15)	Tiger Woods	192 (-18)
Jim Furyk	65 (-5)	Phil Mickelson	132 (-8)	Phil Mickelson	201 (-9)
Darren Clarke	66 (-4)	Justin Leonard	133 (-7)	Phillip Price	201 (-9)
Carlos Franco	66 (-4)	Jim Furyk	134 (-6)	Hal Sutton	201 (-9)
Justin Leonard	66 (-4)				
Phil Mickelson	66 (-4)				
Phillip Price	66 (-4)				

CUT: There was no cut. 37 of the 40 professionals completed 72 holes.



WEATHER: Sunny and pleasant Thursday, with afternoon temperatures reaching the lower 80s. Light wind helped keep temperatures moderate. Ideal on Friday, with mostly sunny skies and highs in the low-to-mid 80s. Mostly cloudy Saturday, with temperatures reaching the low 80s. Play was halted at 2:16 p.m. Sunday due to dangerous weather and resumed again at 5:10 p.m. Play finished at 8:25 p.m.

Winner: Tiger Woods 64-61-67-67 259 \$1,000,000.00

Tiger Woods	1	64-61-67-67	259	\$1,000,000.00	Nick Price	T20	70-69-74-67	280	\$68,333.34
Justin Leonard	T2	66-67-71-66	270	437,500.00	Stuart Appleby	T20	67-70-70-73	280	68,333.33
Phillip Price	T2	66-69-66-69	270	437,500.00	Lee Westwood	T20	66-69-73-72	280	68,333.33
Jim Furyk	T4	65-69-69-68	271	243,333.34	Paul McGinley	23	71-72-71-67	281	60,000.00
Phil Mickelson	T4	66-66-69-70	271	243,333.33	Retief Goosen	T24	69-74-73-67	283	52,333.34
Hal Sutton	T4	68-68-65-70	271	243,333.33	Jeff Maggert	T24	72-69-73-69	283	52,333.33
Stewart Cink	7	72-69-68-63	272	170,000.00	Mike Weir	T24	68-76-68-71	283	52,333.33
Paul Azinger	T8	68-70-70-65	273	147,500.00	Carlos Franco	T27	66-77-72-69	284	44,000.00
Colin Montgomerie	T8	71-69-66-67	273	147,500.00	Padraig Harrington	T27	76-65-71-72	284	44,000.00
Thomas Björn	T10	69-69-70-66	274	125,000.00	Mark O'Meara	T27	71-71-70-72	284	44,000.00
José María Olazábal	T10	67-73-69-65	274	125,000.00	Gary Orr	T27	70-68-72-74	284	44,000.00
Robert Allenby	T12	69-69-70-67	275	110,500.00	Tom Lehman	T31	71-74-70-70	285	38,000.00
Ernie Els	T12	67-71-69-68	275	110,500.00	Greg Norman	T31	68-71-76-70	285	38,000.00
Loren Roberts	14	67-69-66-75	277	103,000.00	Kirk Triplett	T33	75-67-72-72	286	34,750.00
Michael Campbell	T15	71-69-70-68	278	95,500.00	Ian Woosnam	T33	73-72-72-69	286	34,750.00
Shigeki Maruyama	T15	71-70-68-69	278	95,500.00	Davis Love III	35	75-72-70-70	287	32,500.00
Notah Begay III	T17	74-66-69-70	279	83,000.00	Miguel Angel Jiménez	36	69-74-72-73	288	31,000.00
Darren Clarke	T17	66-71-71-71	279	83,000.00	Steve Pate	37	75-73-69-75	292	29,500.00
Andrew Coltart	T17	69-69-69-72	279	83,000.00					

1999 NEC Invitational

Firestone Country Club (South Course), Akron, OH Purse: \$5,000,000 Par/Yds: 35-35-70/7,139 August 26-29, 1999

LEADERS	First Round	Second Round	Third Round
	Tiger Woods 66 (-4)	Carlos Franco 135 (-5)	Tiger Woods 199 (-11)
	David Duval 67 (-3)	Paul Lawrie 135 (-5)	Fred Couples 204 (-6)
	Jim Furyk 67 (-3)	Phil Mickelson 136 (-4)	Nick Price 204 (-6)
	Sergio Garcia 67 (-3)	Nick Price 136 (-4)	Carlos Franco 205 (-5)
	Paul Lawrie 67 (-3)	Hal Sutton 136 (-4)	
	Tom Lehman 67 (-3)	Tiger Woods 137 (-3)	
	Nick Price 67 (-3)		



CUT: There was no cut. All 41 professionals completed 72 holes.

WEATHER: Overcast, with periodic rains Thursday and Friday. Thursday play was delayed at 2:05 p.m. due to lightning in the area. Play was suspended for the day at 5:20 p.m., with all 41 players still on the course. Partly cloudy and humid Saturday. Beautiful on Sunday.

Winner: Tiger Woods 66-71-62-71 270 \$1,000,000.00

Tiger Woods 1	66-71-62-71	270	\$1,000,000.00	Greg Turner T21	70-71-68-74	283	\$66,000.00
Phil Mickelson 2	69-67-70-65	271	510,000.00	Stuart Appleby T23	72-70-72-70	284	58,000.00
Craig Parry T3	71-66-69-69	275	327,500.00	Scott Hoch T23	68-73-71-72	284	58,000.00
Nick Price T3	67-69-68-71	275	327,500.00	Greg Norman T25	70-75-66-74	285	50,000.00
Ernie Els 5	71-69-67-69	276	234,000.00	Mark O'Meara T25	73-70-71-71	285	50,000.00
Shigeki Maruyama 6	72-67-70-68	277	179,000.00	Miguel Angel JimenezT27	72-70-70-74	286	41,333.34
Carlos Franco T7	68-67-70-73	278	154,000.00	David Duval T27	67-72-71-76	286	41,333.33
Sergio Garcia T7	67-70-69-72	278	154,000.00	Jesper Parnevik T27	75-69-66-76	286	41,333.33
Jeff Maggert T7	71-67-69-71	278	154,000.00	Lee Janzen T30	71-70-72-74	287	37,000.00
Jim Furyk T10	67-72-69-71	279	129,000.00	Colin Montgomerie T30	69-75-67-76	287	37,000.00
Davis Love III T10	68-69-70-72	279	129,000.00	Jarmo Sandelin T30	71-71-73-72	287	37,000.00
Mark Calcavecchia T12	68-69-73-70	280	109,000.00	Andrew Coltart T33	71-71-69-77	288	34,000.00
Pdraig Harrington T12	72-67-70-71	280	109,000.00	John Huston T33	69-71-70-78	288	34,000.00
Steve Pate T12	69-71-68-72	280	109,000.00	Lee Westwood T33	74-72-70-72	288	34,000.00
Fred Couples T15	71-70-63-77	281	88,000.00	Darren Clarke T36	73-72-69-75	289	31,500.00
Tom Lehman T15	67-72-67-75	281	88,000.00	Jean Van De Velde T36	75-71-68-75	289	31,500.00
Vijay Singh T15	71-67-72-71	281	88,000.00	Frank Nobile 38	73-69-75-73	290	30,000.00
Payne Stewart T15	70-67-69-75	281	88,000.00	Steve Elkington 39	70-74-71-76	291	29,000.00
Hal Sutton T15	69-67-72-73	281	88,000.00	José Maria Olazábal ... 40	70-80-69-73	292	28,000.00
Justin Leonard 20	73-68-69-72	282	73,000.00	Naomichi Joe Ozaki 41	75-74-75-72	296	27,000.00
Paul Lawrie T21	67-68-74-74	283	66,000.00				

2018-19 HSBC Champions Facts

EVENT:

World Golf Championships-HSBC Champions
(HSBC Champions on second reference)

The HSBC Champions is one of four World Golf Championships sanctioned and organized by the operational committee of the International Federation of PGA Tours, which includes the Asian Tour, European Tour, Japan Golf Tour, PGA TOUR, PGA Tour of Australasia and Sunshine Tour. The other World Golf Championships include the Dell Technologies Match Play, the FedEx St. Jude Invitational and the Mexico Championship.



DATE:

October 29 – November 1, 2020

SITE:

Sheshan International Golf Club, Shanghai, China

PAR/YARDAGE:

Par: 36-36=72 / 7,226 yards

ARCHITECT/OPENED:

Nelson & Haworth – 2004

FORMAT:

Four-day, 72-hole stroke-play competition; no cut

2019 CHAMPION:

Rory McIlroy, 269, 19-under par

PURSE:

2019 - \$10.25 million (US); \$1.7 million to the winner; prize money considered official on each player's home Tour.

WEB SITE:

hsbcgolf.com/mens/

TICKETS:

For ticket information please log on to www.hsbcgolf.com or call the ticket hotline on +86 (21) 962 388

TOURNAMENT HISTORY:

Year	Winner	Score	Site
2009	Phil Mickelson	271 (-17)	Sheshan Int. Golf Course
2010	Francesco Molinari	269 (-19)	Sheshan Int. Golf Course
2011	Martin Kaymer	268 (-20)	Sheshan Int. Golf Course
2012	Ian Poulter	267 (-21)	Mission Hills Golf Club
2013	Dustin Johnson	264 (-24)	Sheshan Int. Golf Course
2014	Bubba Watson	277 (-11)	Sheshan Int. Golf Course
2015	Russell Knox	268 (-20)	Sheshan Int. Golf Course
2016	Hideki Matsuyama	265 (-23)	Sheshan Int. Golf Course
2017	Justin Rose	274 (-14)	Sheshan Int. Golf Course
2018	Xander Schauffele	274 (-14)	Sheshan Int. Golf Course
2019	Rory McIlroy	269 (-19)	Sheshan Int. Golf Course

About HSBC

HSBC provides a comprehensive range of financial services to customers through four global businesses; Global Retail Banking and Wealth Management, Global Commercial Banking, Global Banking and Markets and Global Private Banking.

HSBC Holdings plc

HSBC Holdings plc, the parent company of the HSBC Group, is headquartered in London. HSBC serves customers worldwide from offices in 65 countries and territories in our geographical regions: Europe, Asia, North America, Latin America, and Middle East and North Africa. With assets of US\$2,728bn at 30 September 2019, HSBC is one of the world's largest banking and financial services organisations.

UMBRELLA SPONSORS:

HSBC, Grupo Salinas, Dell, FedEx

SOCIAL MEDIA:

Twitter: @HSBC_Sport

CHAMPIONSHIP OFFICE:

Ross Hallett/Harriet Beasley
IMG UK Ltd
Building 6, Chiswick Business Park
566 Chiswick High Road
W4 5HR
Tel - +44 208 233 5300
ross.hallett@img.com
harriet.beasley@img.com

MEDIA CONTACTS:

Michele Mair, IMG PR Manager
michele.mair@img.com

Scott Crockett, European Tour
scrockett@europeantour.com

Chuah Choo Chiang, PGA TOUR
chuahcc@pgatourintl.com.my

2019-20 HSBC Champions

Sheshan International GC; Shanghai, China
Oct 31-Nov 3, 2019

Purse: \$10,250,000

Par/Yards: 36-36 - 72/7,264

LEADERS		First Round	Second Round	Third Round
	Haotong Li	64 (-8)	Matthew Fitzpatrick	133 (-11)
	Victor Perez	65 (-7)	Rory McIlroy	134 (-10)
	Matthew Fitzpatrick	66 (-6)	Sungjae Im	135 (-9)
	Sungjae Im	66 (-6)	Xander Schauffele	135 (-9)
	Xander Schauffele	66 (-6)	Adam Scott	135 (-9)
	Adam Scott	66 (-6)	Haotong Li	136 (-8)
			Victor Perez	136 (-8)
				Rory McIlroy
				Louis Oosthuizen
				Matthew Fitzpatrick
				Xander Schauffele
				Paul Waring

CUT: No cut. All 77 of 78 professionals completed 72 holes.

WEATHER: Thursday: Sunny. High of 73. Wind SE 3-6 mph. Friday: Sunny. High of 75. Wind E 4-8 mph. Saturday: Mostly sunny. High of 76. Wind ENE 4-8 mph. Sunday: Mostly sunny. High of 76. Wind ENE 4-8 mph.



Winner: Rory McIlroy 67-67-67-68 269 1,745,000.00

1.....Rory McIlroy	67-67-67-68	269	1,745,000.00	T38.....Michael Lorenzo-Vera	70-74-72-70	286	67,000.00
2.....Xander Schauffele	66-69-68-66	269	1,095,000.00	T38.....Erikvan Rooyen	73-71-71-71	286	67,000.00
3.....Louis Oosthuizen	68-69-65-69	271	602,000.00	T38.....Xinjun Zhang	68-73-73-72	286	67,000.00
T4.....Abraham Ancer	68-71-67-67	273	370,000.00	T43.....Bryce Easton	70-73-74-70	287	
T4.....Victor Perez	65-71-71-66	273	370,000.00	T43.....Shane Lowry	72-72-72-71	287	63,000.00
T4.....Matthias Schwab	67-71-69-66	273	370,000.00	T43.....Jordan Spieth	70-73-74-70	287	63,000.00
7.....Matthew Fitzpatrick	66-67-70-71	274	256,000.00	T46.....Adam Hadwin	74-77-69-68	288	60,000.00
T8.....Patrick Reed	72-69-69-66	276	200,333.34	T46.....Chan Kim	71-70-75-72	288	60,000.00
T8.....Jason Kokrak	69-70-66-71	276	200,333.33	T46.....Romain Langasque	75-68-69-76	288	60,000.00
T8.....Paul Waring	73-65-66-72	276	200,333.33	T49.....Lucas Glover	69-70-75-76	289	56,500.00
T11.....Sungjae Im	66-69-70-72	277	155,000.00	T49.....Mikumu Horikawa	74-68-77-70	289	56,500.00
T11.....Hideki Matsuyama	75-67-68-67	277	155,000.00	T49.....Andrea Pavan	71-70-75-73	289	56,500.00
T11.....Adam Scott	66-69-75-67	277	155,000.00	T49.....Bernd Wiesberger	70-73-71-75	289	56,500.00
T14.....Byeong HunAn	69-71-69-69	278	127,000.00	T53.....Tony Finau	69-70-75-76	290	52,875.00
T14.....Tyrrell Hatton	72-73-68-65	278	127,000.00	T53.....Tommy Fleetwood	74-76-73-67	290	52,875.00
T14.....Jazz Janewattananond	70-69-69-70	278	127,000.00	T53.....Sergio Garcia	72-68-75-75	290	52,875.00
T17.....Christiaan Bezuidenhout	69-72-66-72	279	111,000.00	T53.....Justin Harding	75-74-71-70	290	52,875.00
T17.....Robert MacIntyre	70-69-73-67	279	111,000.00	T57.....Rafa Cabrera Bello	73-72-69-77	291	51,000.00
T17.....Carl Yuan	69-70-74-66	279	111,000.00	T57.....Jake McLeod	70-73-79-69	291	51,000.00
T20.....Corey Conners	67-73-74-66	280	99,000.00	T57.....Neil Schietekat	70-72-74-75	291	51,000.00
T20.....Henrik Stenson	70-70-70-70	280	99,000.00	T60.....Jbe' Kruger	71-71-75-75	292	49,150.00
T22.....Masahiro Kawamura	72-74-66-69	281	92,500.00	T60.....Chez Reavie	69-74-75-74	292	49,150.00
T22.....Francesco Molinari	74-67-71-69	281	92,500.00	T60.....CameronSmith	70-72-74-76	292	49,150.00
T24.....Keegan Bradley	73-72-71-66	282	85,000.00	T60.....Kevin Tway	71-72-72-77	292	49,150.00
T24.....Billy Horschel	69-71-73-69	282	85,000.00	T60.....Matt Wallace	69-84-70-69	292	49,150.00
T24.....Haotong Li	64-72-74-72	282	85,000.00	T65.....Benjamin Hebert	70-74-77-73	294	48,125.00
T24.....J.T. Poston	69-73-72-68	282	85,000.00	T65.....Tae Hee Lee	75-73-73-73	294	48,125.00
T28.....Scott Hend	75-69-70-69	283	76,666.67	T67.....Zecheng Dou	71-80-72-72	295	47,500.00
T28.....Kurt Kitayama	70-72-73-68	283	76,666.67	T67.....Ryo Ishikawa	69-79-74-73	295	47,500.00
T28.....Phil Mickelson	71-69-75-68	283	76,666.67	T67.....Matthew Millar	69-73-74-79	295	47,500.00
T28.....Bubba Watson	70-69-72-72	283	76,666.67	T70.....Bobby Bai	73-76-74-73	296	46,875.00
T28.....Kevin Kisner	72-67-67-77	283	76,666.66	T70.....Richard Sterne	72-75-74-75	296	46,875.00
T28.....Justin Rose	69-70-71-73	283	76,666.66	72.....Zander Lombard	73-73-74-78	298	46,500.00
T34.....Jorge Campillo	73-69-70-72	284	72,500.00	T73.....Ashun Wu	80-71-72-76	299	46,000.00
T34.....Joost Luiten	70-74-72-68	284	72,500.00	T73.....WC Liang	74-74-75-76	299	46,000.00
T36.....Charles HowellIII	74-73-67-71	285	70,500.00	T73.....Danny Willett	68-77-78-76	299	46,000.00
T36.....Andrew Putnam	71-71-73-70	285	70,500.00	76.....YiKeun Chang	76-75-75-78	304	45,500.00
T38.....Yosuke Asaji	70-75-76-65	286	67,000.00	77.....Daniel Nisbet	77-80-79-73	309	45,250.00
T38.....Paul Casey	75-71-71-69	286	67,000.00	W/D.....Ian Poulter	73-74	147	

2018-19 HSBC Champions

Sheshan International GC; Shanghai, China
October 22-28, 2018

Purse: \$10,000,000

Par/Yards: 36-36-72/7,261

LEADERS	First Round	Second Round	Third Round
	Patrick Reed 64 (-8)	Tony Finau 133 (-11)	Tony Finau 203 (-13)
	Tony Finau 66 (-6)	Tommy Fleetwood 136 (-8)	Patrick Reed 206 (-10)
	Xander Schauffele 66 (-6)	Patrick Reed 136 (-8)	Justin Rose 206 (-10)
	Matthew Fitzpatrick 67 (-5)	Justin Rose 136 (-8)	Xander Schauffele 206 (-10)
	Kiradech Aphibarnrat 68 (-4)	Xander Schauffele 137 (-7)	Tommy Fleetwood 208 (-8)
	Rafa Cabrera Bello 68 (-4)		Andrew Putnam 208 (-8)
	Tommy Fleetwood 68 (-4)		
	Billy Horschel 68 (-4)		
	C.T. Pan 68 (-4)		

CUT: No cut. 77 of 78 players completed 72 holes.

WEATHER: Thursday: Mostly sunny. High of 71. Wind ESE 5-10 mph. Friday: Partly cloudy. High of 68. Wind ESE 10-20 mph. Saturday: Partly cloudy. High of 67. Wind NNW 18-12 mph. Sunday: Sunny. High of 67. Wind NNW 18-12 mph.



Winner: Xander Schauffele 66-71-69-68 274 \$1,700,000.00

Xander Schauffele 1	66-71-69-68	274	\$1,700,000.00	Scott Vincent T37	73-73-73-74	293	\$68,000.00
Tony Finau 2	66-67-70-71	274	1,072,000.00	Byeong Hun An T41	75-71-74-74	294	65,000.00
Justin Rose 3	69-67-70-72	278	587,000.00	Branden Grace T41	72-71-76-75	294	65,000.00
Kiradech Aphibarnrat T4	68-71-70-71	280	393,000.00	Charley Hoffman T43	74-75-74-72	295	62,500.00
Andrew Putnam T4	70-71-67-72	280	393,000.00	WC Liang T43	72-73-76-74	295	62,500.00
Keegan Bradley 6	69-70-70-72	281	289,000.00	Francesco Molinari T43	76-75-75-69	295	62,500.00
Patrick Cantlay T7	70-68-73-72	283	210,562.50	Gaganjeet Bhullar T46	72-72-81-71	296	59,000.00
Tommy Fleetwood T7	68-68-72-75	283	210,562.50	Justin Harding T46	76-71-72-77	296	59,000.00
Thorbjørn Olesen T7	75-69-67-72	283	210,562.50	Sihwan Kim T46	72-74-75-75	296	59,000.00
Patrick Reed T7	64-72-70-77	283	210,562.50	Brandon Stone T46	74-80-71-71	296	59,000.00
HaoTong Li T11	73-72-69-70	284	152,333.34	George Coetzee T50	69-74-76-78	297	55,000.00
Jason Day T11	71-70-69-74	284	152,333.33	Jason Norris T50	74-73-73-77	297	55,000.00
Billy Horschel T11	68-72-71-73	284	152,333.33	Matt Wallace T50	69-75-74-79	297	55,000.00
Rafa Cabrera Bello T14	68-73-73-71	285	129,000.00	Xinjun Zhang T50	72-76-74-75	297	55,000.00
Emiliano Grillo T14	70-69-74-72	285	129,000.00	Adam Bland T54	72-76-73-77	298	50,312.50
Paul Casey T16	73-68-74-71	286	116,000.00	Jorge Campillo T54	73-77-75-73	298	50,312.50
Brooks Koepka T16	72-74-71-69	286	116,000.00	John Catlin T54	75-71-76-76	298	50,312.50
Alex Noren T18	74-69-71-73	287	103,500.00	Matthew Fitzpatrick T54	67-80-70-81	298	50,312.50
Thomas Pieters T18	75-64-74-74	287	103,500.00	Rory McIlroy T54	72-77-75-74	298	50,312.50
Adam Scott T18	69-73-72-73	287	103,500.00	Kevin Na T54	75-74-77-72	298	50,312.50
Ian Poulter T21	69-71-74-74	288	93,500.00	Jason Scrivener T54	75-74-75-74	298	50,312.50
Tyrrell Hatton T22	72-70-74-73	289	86,500.00	Cameron Smith T54	76-72-72-78	298	50,312.50
C.T. Pan T22	68-76-70-75	289	86,500.00	Adrian Otaegui T62	72-75-75-77	299	47,750.00
Andrea Pavan T22	72-71-69-77	289	86,500.00	Andy Sullivan T62	72-71-79-77	299	47,750.00
Jon Rahm T22	73-76-69-71	289	86,500.00	Ashun Wu T64	73-80-72-75	300	47,000.00
Erik van Rooyen T22	76-72-71-70	289	86,500.00	Yuta Ikeda T64	75-74-71-80	300	47,000.00
Kyle Stanley T22	70-69-78-72	289	86,500.00	Julian Suri T64	74-75-76-75	300	47,000.00
Alexander Björk T28	70-75-70-75	290	78,500.00	Patton Kizzire 67	74-71-76-80	301	46,500.00
Alexander Levy T28	71-70-76-73	290	78,500.00	Russell Knox 68	74-77-76-76	303	46,250.00
Ryan Fox T30	70-70-75-76	291	74,500.00	Oliver Bekker T69	77-71-73-83	304	45,750.00
Adam Hadwin T30	74-68-74-75	291	74,500.00	Lucas Bjerregaard T69	77-74-79-74	304	45,750.00
Dustin Johnson T30	74-73-73-71	291	74,500.00	Shubhankar Sharma T69	80-80-72-72	304	45,750.00
Hideki Matsuyama T30	72-70-77-72	291	74,500.00	Brian Harman 72	73-73-81-78	305	45,250.00
Brandt Snedeker T30	75-76-68-72	291	74,500.00	Yuki Inamori T73	74-82-73-77	306	44,875.00
Chez Reavie T35	70-73-75-74	292	71,000.00	Yanwei Liu T73	75-79-77-75	306	44,875.00
Yechun Yuan T35	78-71-70-73	292	71,000.00	Brett Rumford 75	73-80-78-78	309	44,500.00
Satoshi Kodaira T37	72-73-70-78	293	68,000.00	JC Ritchie 76	71-76-81-82	310	44,250.00
Sanghyun Park T37	77-71-72-73	293	68,000.00	Bowen Xiao 77	76-79-80-82	317	44,000.00
Pat Perez T37	70-69-80-74	293	68,000.00				

2017-18 HSBC Champions

Sheshan International GC; Shanghai, China
October 23-29, 2017

Purse: \$9,750,000

Par/Yards: 36-36-72/7,261

LEADERS		First Round	Second Round	Third Round
	Brooks Koepka	64 (-8)	Dustin Johnson 131 (-13)	Dustin Johnson 199 (-17)
	Kiradech Aphibarnrat	65 (-7)	Brooks Koepka 132 (-12)	Brooks Koepka 205 (-11)
	Gavin Kyle Green	65 (-7)	Kiradech Aphibarnrat 135 (-9)	Henrik Stenson 206 (-10)
	Haydn Porteous	66 (-6)	Justin Rose 135 (-9)	Brian Harman 207 (-9)
	Patrick Reed	66 (-6)	Patrick Reed 136 (-8)	Justin Rose 207 (-9)
	Justin Rose	67 (-5)		

CUT: No cut. 77 of 78 players completed 72 holes.

WEATHER: Thursday: Partly sunny with a high of 71. Wind ENE 4-8 mph. Friday: Partly sunny with a high of 74. Wind NE 4-8 mph. Saturday: Partly sunny with a high of 71. Wind NNE 5-10 mph. Sunday: Cloudy with high of 62. Wind NNW 15-20 mph with gusts up to 25 mph.



Winner: Justin Rose 67-68-72-67 274 \$1,660,000.00

Justin Rose	1	67-68-72-67	274/-14	\$1,660,000.00	Marc Leishman	T38	71-79-68-71	289/1	\$64,500.00
Brooks Koepka	T2	64-68-73-71	276/-12	679,666.67	WC Liang	T38	72-70-73-74	289/1	64,500.00
Henrik Stenson	T2	68-69-69-70	276/-12	679,666.67	Haydn Porteous	T38	66-74-74-75	289/1	64,500.00
Dustin Johnson	T2	68-63-68-77	276/-12	679,666.66	Richard Sterne	T38	73-72-76-68	289/1	64,500.00
Rafa Cabrera Bello	T5	68-70-70-72	280/-8	288,000.00	Richie Ramsay	T44	73-71-75-71	290/2	60,500.00
Kyle Stanley	T5	71-68-69-72	280/-8	288,000.00	Xinjun Zhang	T44	71-77-71-71	290/2	60,500.00
Peter Uihlein	T5	72-67-69-72	280/-8	288,000.00	Ryan Fox	T46	71-69-75-76	291/3	57,500.00
Brian Harman	8	68-69-70-74	281/-7	210,000.00	Phachara Khongwatmai	T46	69-78-70-74	291/3	57,500.00
Matthew Fitzpatrick	T9	68-69-72-73	282/-6	176,000.00	Francesco Molinari	T46	77-71-72-71	291/3	57,500.00
Bernd Wiesberger	T9	71-70-70-71	282/-6	176,000.00	Xander Schauffele	T46	71-75-74-71	291/3	57,500.00
Paul Casey	T11	71-72-69-71	283/-5	140,000.00	Lucas Glover	T50	71-75-76-70	292/4	51,875.00
Jason Day	T11	69-74-72-68	283/-5	140,000.00	Hao Tong Li	T50	72-76-71-73	292/4	51,875.00
Tony Finau	T11	67-72-74-70	283/-5	140,000.00	Hideki Matsuyama	T50	74-74-72-72	292/4	51,875.00
Tyrrell Hatton	T11	68-70-71-74	283/-5	140,000.00	Patrick Reed	T50	66-70-82-74	292/4	51,875.00
Patrick Cantlay	T15	68-74-69-73	284/-4	107,900.00	Charl Schwartzel	T50	73-70-73-76	292/4	51,875.00
Branden Grace	T15	74-69-72-69	284/-4	107,900.00	Adam Scott	T50	72-72-74-74	292/4	51,875.00
Charles Howell III	T15	72-67-71-74	284/-4	107,900.00	Hudson Swafford	T50	70-74-75-73	292/4	51,875.00
Daisuke Kataoka	T15	71-72-69-72	284/-4	107,900.00	Fabrizio Zanotti	T50	73-71-71-77	292/4	51,875.00
Phil Mickelson	T15	71-72-74-67	284/-4	107,900.00	Ross Fisher	T58	77-70-73-73	293/5	48,250.00
Ashun Wu	T20	67-72-73-73	285/-3	90,250.00	Chan Kim	T58	69-72-72-80	293/5	48,250.00
Tommy Fleetwood	T20	71-70-70-74	285/-3	90,250.00	David Lipsky	T58	69-70-72-82	293/5	48,250.00
Hideto Tanihara	T20	72-70-74-69	285/-3	90,250.00	Jordan L Smith	T58	69-73-74-77	293/5	48,250.00
Jhonattan Vegas	T20	70-73-72-70	285/-3	90,250.00	Wesley Bryan	T62	77-72-71-74	294/6	46,750.00
Kiradech Aphibarnrat	T24	65-70-75-76	286/-2	79,500.00	Bill Haas	T62	71-73-76-74	294/6	46,750.00
Daniel Berger	T24	68-71-75-72	286/-2	79,500.00	Scott Hend	T62	71-68-78-77	294/6	46,750.00
Poom Saksansin	T24	73-70-68-75	286/-2	79,500.00	Adam Hadwin	T65	69-74-79-73	295/7	46,125.00
Pat Perez	T24	72-69-76-69	286/-2	79,500.00	Mike Hendry	T65	73-75-71-76	295/7	46,125.00
Chez Reavie	T24	69-74-71-72	286/-2	79,500.00	Matthew Griffin	T67	68-77-74-77	296/8	45,625.00
Hyun-woo Ryu	T24	69-73-69-75	286/-2	79,500.00	Michael Lorenzo-Vera	T67	71-71-77-77	296/8	45,625.00
Matthew Southgate	T24	68-71-74-73	286/-2	79,500.00	Zecheng Dou	T69	71-76-75-75	297/9	45,125.00
SSP Chawrasia	T31	72-70-73-72	287/-1	72,000.00	Si Woo Kim	T69	71-71-79-76	297/9	45,125.00
Matt Kuchar	T31	67-70-72-78	287/-1	72,000.00	Thomas Pieters	T71	75-79-69-76	299/11	44,625.00
Alexander Levy	T31	71-71-71-74	287/-1	72,000.00	Graeme Storm	T71	75-74-75-75	299/11	44,625.00
Alex Noren	T31	72-72-72-71	287/-1	72,000.00	Yan Wei Liu	73	72-73-77-78	300/12	44,250.00
Thorbjørn Olesen	T31	72-73-69-73	287/-1	72,000.00	Ashley Hall	74	74-71-80-76	301/13	44,000.00
Russell Henley	T36	75-68-76-69	288/E	68,500.00	Andrew Dodt	75	74-79-74-77	304/16	43,750.00
Jon Rahm	T36	72-74-69-73	288/E	68,500.00	Brandon Stone	76	78-87-68-75	308/20	43,500.00
Paul Dunne	T38	67-73-70-79	289/1	64,500.00	Yi Cao	77	74-83-79-75	311/23	43,250.00
Gavin Kyle Green	T38	65-74-73-77	289/1	64,500.00	Shugo Imahira	DQ	72-79	151/7	

2016-17 HSBC Champions

Sheshan International GC; Shanghai, China
October 24-30, 2016

Purse: \$9,500,000

Par/Yards: 36-36-72/7,261

LEADERS	First Round	Second Round	Third Round
	Rikard Karlberg 64 (-8)	Hideki Matsuyama 131 (-13)	Hideki Matsuyama 199 (-17)
	Rickie Fowler 65 (-7)	Bill Haas 134 (-10)	Russell Knox 202 (-14)
	Daniel Berger 66 (-6)	Russell Knox 134 (-10)	Daniel Berger 203 (-13)
	Russell Knox 66 (-6)	Daniel Berger 136 (-8)	Bill Haas 204 (-12)
	Hideki Matsuyama 66 (-6)	Richard Bland 136 (-8)	Francesco Molinari 204 (-12)
		Francesco Molinari 136 (-8)	

CUT: No cut. 78 professionals completed 72 holes.

WEATHER: Thursday: Cloudy and dreary conditions with a high of 62. Wind ENE 10-15 mph. Friday: Cloudy and breezy conditions with a high of 68 with temperatures dropping in the late afternoon to the high 50s. Wind NNW to NNE 10-20 mph with gusts of 25-30 mph. Saturday: Cloudy with a high of 59. Wind NNE 10-15 decreasing to 8-12 mph in the afternoon. Sunday: Mostly sunny with a high of 64. Wind ENE 8-12 mph.



Winner: Hideki Matsuyama 66-65-68-66 265 \$1,620,000.00

Hideki Matsuyama 1	66-65-68-66	265/-23	\$1,620,000.00	George Coetzee T40	69-79-68-72	288/E	\$62,000.00
Daniel Berger T2	66-70-67-69	272/-16	787,000.00	Zecheng Dou T40	77-70-72-69	288/E	62,000.00
Henrik Stenson T2	69-71-67-65	272/-16	787,000.00	Martin Kaymer T40	72-68-74-74	288/E	62,000.00
Bill Haas T4	67-67-70-69	273/-15	372,000.00	Soren Kjeldsen T40	73-75-72-68	288/E	62,000.00
Rory McIlroy T4	71-66-70-66	273/-15	372,000.00	Brooks Koepka T40	73-70-69-76	288/E	62,000.00
Ross Fisher T6	69-68-69-68	274/-14	235,333.34	Louis Oosthuizen T45	71-75-69-74	289/1	58,500.00
Rickie Fowler T6	65-73-68-68	274/-14	235,333.33	Jhonattan Vegas T45	79-71-73-66	289/1	58,500.00
Francesco Molinari T6	67-69-68-70	274/-14	235,333.33	Bradley Dredge T47	72-73-74-71	290/2	55,000.00
Sergio Garcia T9	68-72-69-67	276/-12	170,000.00	Andrew Johnston T47	75-69-69-77	290/2	55,000.00
Russell Knox T9	66-68-68-74	276/-12	170,000.00	K.T. Kim T47	74-74-71-71	290/2	55,000.00
Emiliano Grillo 11	72-67-71-67	277/-11	148,000.00	WC Liang T47	72-75-72-71	290/2	55,000.00
Paul Casey T12	67-70-72-69	278/-10	134,000.00	Gary Woodland T47	71-74-73-72	290/2	55,000.00
Alexander Noren T12	68-72-70-68	278/-10	134,000.00	Gregory Bourdy T52	74-70-76-71	291/3	51,500.00
Thomas Pieters T14	71-70-66-72	279/-9	118,500.00	Young-han Song T52	75-74-72-70	291/3	51,500.00
Adam Scott T14	69-80-64-66	279/-9	118,500.00	Scott Hend T54	72-72-72-77	293/5	49,250.00
Matthew Fitzpatrick T16	72-74-70-65	281/-7	103,666.67	Kevin Na T54	75-71-73-74	293/5	49,250.00
Joost Luiten T16	72-68-71-70	281/-7	103,666.67	Hideto Tanihara T54	73-73-73-74	293/5	49,250.00
Jason Kokrak T16	70-73-67-71	281/-7	103,666.66	Bubba Watson T54	71-73-76-73	293/5	49,250.00
Rafa Cabrera Bello T19	71-74-68-69	282/-6	93,000.00	Alexander Levy T58	72-75-73-74	294/6	47,750.00
Rikard Karlberg T19	64-75-71-72	282/-6	93,000.00	Jordan Zunic T58	72-75-75-72	294/6	47,750.00
Matt Kuchar T21	73-66-68-76	283/-5	88,000.00	Patrick Reed T60	78-75-66-76	295/7	46,500.00
Xinjun Zhang T21	68-69-70-76	283/-5	88,000.00	Chan Shih-chang T60	79-74-71-71	295/7	46,500.00
Ashun Wu T23	73-69-73-69	284/-4	80,166.67	Richard Sterne T60	77-74-69-75	295/7	46,500.00
Tyrrell Hatton T23	70-76-67-71	284/-4	80,166.67	Byeong Hun An T63	74-75-76-71	296/8	45,250.00
Justin Thomas T23	71-70-72-71	284/-4	80,166.67	Si Woo Kim T63	74-81-72-69	296/8	45,250.00
Chris Wood T23	69-70-70-75	284/-4	80,166.67	Hao Tong Li T63	73-72-74-77	296/8	45,250.00
Shane Lowry T23	74-68-65-77	284/-4	80,166.66	Sean O'Hair T63	73-73-72-78	296/8	45,250.00
Ryan Moore T23	71-72-66-75	284/-4	80,166.66	Scott Piercy T63	79-72-74-71	296/8	45,250.00
Lee Westwood 29	69-70-77-69	285/-3	75,000.00	Matthew Millar T68	72-75-74-77	298/10	44,375.00
Richard Bland T30	68-68-75-75	286/-2	72,000.00	Miguel Tabuena T68	72-76-72-78	298/10	44,375.00
Roberto Castro T30	73-74-73-66	286/-2	72,000.00	Marcus Fraser T70	78-73-71-77	299/11	43,625.00
Branden Grace T30	73-75-71-67	286/-2	72,000.00	Kevin Kisner T70	72-80-69-78	299/11	43,625.00
Thongchai Jaidee T30	70-73-73-70	286/-2	72,000.00	Soomin Lee T70	76-76-75-72	299/11	43,625.00
Charl Schwartzel T30	72-71-72-71	286/-2	72,000.00	Jeunghun Wang T70	82-76-69-72	299/11	43,625.00
Dean Burmester T35	68-70-74-75	287/-1	67,000.00	Jacques Blaauw 74	76-73-77-75	301/13	43,000.00
Kevin Chappell T35	70-71-72-74	287/-1	67,000.00	Danny Willett 75	74-78-75-75	302/14	42,750.00
J.B. Holmes T35	71-74-70-72	287/-1	67,000.00	Huilin Zhang 76	72-78-76-79	305/17	42,500.00
Dustin Johnson T35	74-74-70-69	287/-1	67,000.00	Nathan Holman T77	75-79-77-75	306/18	42,125.00
Bernd Wiesberger T35	71-72-73-71	287/-1	67,000.00	Jimmy Walker T77	78-79-77-72	306/18	42,125.00

2015-16 HSBC Champions

Sheshan International GC; Shanghai, China
November 2-8, 2015


Purse: \$8,500,000

Par/Yards: 36-36-72/7,261

LEADERS		First Round	Second Round	Third Round
	Graeme McDowell	67 (-5)	134 (-10)	205 (-11)
	Tim Clark	69 (-3)	137 (-7)	206 (-10)
	Tommy Fleetwood	69 (-3)	138 (-6)	207 (-9)
	Rickie Fowler	69 (-3)	Bubba Watson138 (-6)	Bubba Watson207 (-9)
	Martin Kaymer	69 (-3)	Jonas Blixt	208 (-8)
	Chris Kirk	69 (-3)	Tim Clark	208 (-8)
	Brandt Snedeker	69 (-3)	Rickie Fowler	
	Bubba Watson71 (-1)		Kevin Na	

CUT: No cut. 77 of 78 professionals completed 72 holes.

WEATHER: Thursday: Mostly cloudy with a high of 75 degrees and winds SE-10-15 mph. Friday: A few light morning showers before play started. Highs in the high 60s with winds SSE-12-15 mph. Saturday: The start of the third round was delayed 30 minutes with tee times pushed back to 9:15 a.m. local time due to dangerous/lightning conditions. Play was again suspended at 9:57 a.m. due to the threat of lightning in the area. Play resumed at 10:40 a.m. and was called for the day due to darkness with the final group given the option to complete their final hole. Only Russell Knox elected not to tee off the 18th hole and returned to finish his third round at 7:45 a.m. on Sunday morning. Wind NW 10-20 mph. Sunday: Mostly cloudy with chilly temperatures in the morning rising to the mid 60s. Winds N 10-15 mph.



Winner: Russell Knox 67-65-68-68 268 \$1,400,000.00

Russell Knox	1	67-65-68-68	268/-20	\$1,400,000.00	Steven Bowditch	T40	64-75-68-75	282/-6	\$58,500.00
Kevin Kisner	2	64-66-70-70	270/-18	850,000.00	Luke Donald	T40	71-69-70-72	282/-6	58,500.00
Ross Fisher	T3	69-69-65-68	271/-17	422,500.00	Matt Jones	T40	74-70-68-70	282/-6	58,500.00
Danny Willett	T3	65-74-70-62	271/-17	422,500.00	Anirban Lahiri	T40	70-75-66-71	282/-6	58,500.00
Branden Grace	T5	63-71-70-68	272/-16	276,500.00	Louis Oosthuizen	T44	68-69-73-73	283/-5	55,500.00
Dustin Johnson	T5	65-71-65-71	272/-16	276,500.00	Daniel Summerhays	T44	68-74-67-74	283/-5	55,500.00
Matthew Fitzpatrick	T7	68-69-69-67	273/-15	173,750.00	SSP Chawrasia	T46	69-72-71-72	284/-4	52,000.00
Hao Tong Li	T7	66-69-66-72	273/-15	173,750.00	Miguel Angel Jimenez	T46	73-72-70-69	284/-4	52,000.00
Patrick Reed	T7	65-70-68-70	273/-15	173,750.00	Soren Kjeldsen	T46	68-71-70-75	284/-4	52,000.00
Jordan Spieth	T7	68-72-63-70	273/-15	173,750.00	Richard T. Lee	T46	68-72-73-71	284/-4	52,000.00
Daniel Berger	T11	68-71-69-66	274/-14	106,166.67	Xin-jun Zhang	T46	67-72-73-72	284/-4	52,000.00
Sergio Garcia	T11	68-70-68-68	274/-14	106,166.67	Ze-cheng Dou	T51	70-71-73-71	285/-3	49,000.00
Rory McIlroy	T11	68-72-68-66	274/-14	106,166.67	Lee Westwood	T51	72-69-71-73	285/-3	49,000.00
Henrik Stenson	T11	69-72-66-67	274/-14	106,166.67	Chris Wood	T51	68-76-69-72	285/-3	49,000.00
Thongchai Jaidee	T11	72-68-66-68	274/-14	106,166.66	Thomas Aiken	T54	70-71-73-72	286/-2	47,500.00
Marc Leishman	T11	69-72-65-68	274/-14	106,166.66	Tyrrell Hatton	T54	70-76-70-70	286/-2	47,500.00
Rickie Fowler	T17	68-72-68-67	275/-13	89,000.00	Alexander Noren	T54	70-76-66-74	286/-2	47,500.00
Bernd Wiesberger	T17	70-66-69-70	275/-13	89,000.00	Kevin Na	57	72-72-72-71	287/-1	46,500.00
Byeong-Hun An	T19	69-68-68-72	277/-11	83,000.00	Greg Chalmers	T58	73-73-69-73	288/E	44,791.67
Scott Hend	T19	68-69-67-73	277/-11	83,000.00	Nick Cullen	T58	74-71-70-73	288/E	44,791.67
Hunter Mahan	T19	68-68-71-70	277/-11	83,000.00	Trevor Fisher Jr	T58	67-74-70-77	288/E	44,791.67
Thorbjorn Olesen	T19	64-74-66-73	277/-11	83,000.00	Danny Lee	T58	71-73-71-73	288/E	44,791.67
Paul Casey	T23	67-72-71-68	278/-10	75,750.00	Wu Ashun	T58	69-74-72-73	288/E	44,791.66
Harris English	T23	67-71-70-70	278/-10	75,750.00	WC Liang	T58	71-73-73-71	288/E	44,791.66
Thomas Pieters	T23	67-71-71-69	278/-10	75,750.00	Hiroshi Iwata	T64	70-77-69-73	289/1	43,250.00
Gary Woodland	T23	69-71-73-65	278/-10	75,750.00	Cameron Smith	T64	71-73-70-75	289/1	43,250.00
K.T. Kim	T27	74-71-68-66	279/-9	72,000.00	Andy Sullivan	T64	70-74-70-75	289/1	43,250.00
James Morrison	T27	69-70-68-72	279/-9	72,000.00	Danny Chia	67	72-73-74-71	290/2	42,750.00
Justin Thomas	T27	72-69-70-68	279/-9	72,000.00	Andrew Dodd	T68	70-80-76-66	292/4	42,375.00
Kiradech Aphibarnrat	T30	69-70-70-71	280/-8	68,000.00	Shane Lowry	T68	74-75-72-71	292/4	42,375.00
Tommy Fleetwood	T30	67-71-72-70	280/-8	68,000.00	Adam Scott	70	75-76-72-70	293/5	42,000.00
David Howell	T30	73-68-69-70	280/-8	68,000.00	Satoshi Kodaira	71	74-76-76-68	294/6	41,750.00
Martin Kaymer	T30	69-71-73-67	280/-8	68,000.00	David Lingmerth	T72	70-72-76-77	295/7	41,375.00
Ian Poulter	T30	72-71-70-67	280/-8	68,000.00	Danie van Tonder	T72	77-73-71-74	295/7	41,375.00
Emiliano Grillo	T35	69-71-69-72	281/-7	63,000.00	Yi Cao	74	70-78-71-78	297/9	41,000.00
Scott Piercy	T35	70-73-66-72	281/-7	63,000.00	Steven Jeffress	75	76-78-73-74	301/13	40,750.00
Charl Schwartzel	T35	68-72-69-72	281/-7	63,000.00	Chris Kirk	T76	71-79-74-79	303/15	40,375.00
Robert Streb	T35	73-69-68-71	281/-7	63,000.00	Marc Warren	T76	75-74-81-73	303/15	40,375.00
Bubba Watson	T35	68-73-68-72	281/-7	63,000.00	Hideki Matsuyama	WD	71-73	144/E	

2014-15 HSBC Champions

Sheshan International GC; Shanghai, China
November 3-9, 2014

Purse: \$8,500,000

Par/Yards: 36-36-72/7,261

LEADERS	First Round	Second Round	Third Round
	Graeme McDowell..... 67 (-5)	Graeme McDowell..... 134 (-10)	Graeme McDowell..... 205 (-11)
	Tim Clark..... 69 (-3)	Ian Poulter..... 137 (-7)	Hiroshi Iwata..... 206 (-10)
	Tommy Fleetwood..... 69 (-3)	Hiroshi Iwata..... 138 (-6)	Martin Kaymer..... 207 (-9)
	Rickie Fowler..... 69 (-3)	Bubba Watson..... 138 (-6)	Bubba Watson..... 207 (-9)
	Martin Kaymer..... 69 (-3)	Jonas Blixt..... 139 (-5)	Tim Clark..... 208 (-8)
	Chris Kirk..... 69 (-3)	Tim Clark..... 139 (-5)	Rickie Fowler..... 208 (-8)
	Brandt Snedeker..... 69 (-3)	Rickie Fowler..... 139 (-5)	
	Bubba Watson..... 71 (-1)	Kevin Na..... 139 (-5)	



CUT: No cut. 76 of the 80 professionals completed 72 holes.

Winner: Bubba Watson 71-67-69-70 277 \$1,400,000.00

Bubba Watson..... 1	71-67-69-70	277/-11	\$1,400,000.00	Jimmy Walker..... T35	73-69-75-73	290/2	\$61,500.00
Tim Clark..... 2	69-70-69-69	277/-11	850,000.00	Marc Warren..... T35	75-72-69-74	290/2	61,500.00
Rickie Fowler..... T3	69-70-69-70	278/-10	381,666.67	Thomas Bjorn..... T41	72-75-72-72	291/3	56,000.00
Hiroshi Iwata..... T3	73-65-68-72	278/-10	381,666.67	Luke Donald..... T41	74-72-74-71	291/3	56,000.00
Graeme McDowell..... T3	67-67-71-73	278/-10	381,666.66	Thongchai Jaidee..... T41	71-76-75-69	291/3	56,000.00
Thorbjorn Olesen..... T6	72-68-69-71	280/-8	213,666.67	Hideki Matsuyama..... T41	74-69-73-75	291/3	56,000.00
Ian Poulter..... T6	70-67-72-71	280/-8	213,666.67	Dawie van der Walt..... T41	70-72-75-74	291/3	56,000.00
Martin Kaymer..... T6	69-72-66-73	280/-8	213,666.66	Ernie Els..... T46	74-70-74-74	292/4	52,500.00
Marc Leishman..... 9	72-71-69-69	281/-7	158,000.00	Mikko Ilonen..... T46	75-76-71-70	292/4	52,500.00
Jason Dufner..... T10	72-70-72-68	282/-6	135,500.00	Felipe Aguilar..... T48	76-74-71-72	293/5	49,300.00
Brandt Snedeker..... T10	69-74-69-70	282/-6	135,500.00	Bill Haas..... T48	70-74-72-77	293/5	49,300.00
George Coetzee..... T12	72-73-69-69	283/-5	108,000.00	WC Liang..... T48	75-74-73-71	293/5	49,300.00
Adam Scott..... T12	70-72-71-70	283/-5	108,000.00	Justin Rose..... T48	72-71-76-74	293/5	49,300.00
Pablo Larrazabal..... T14	75-72-69-68	284/-4	89,833.34	Marcel Siem..... T48	72-72-76-73	293/5	49,300.00
Alexander Levy..... T14	74-68-71-71	284/-4	89,833.34	Matt Jones..... T53	75-76-71-72	294/6	47,000.00
Wu Ashun..... T14	74-70-69-71	284/-4	89,833.33	Hennie Otto..... T53	74-72-75-73	294/6	47,000.00
Jonas Blixt..... T14	71-68-71-74	284/-4	89,833.33	Scott Stallings..... T53	74-76-77-67	294/6	47,000.00
Chris Kirk..... T14	69-74-69-72	284/-4	89,833.33	Matt Every..... T56	75-72-75-73	295/7	45,250.00
Louis Oosthuizen..... T14	70-70-72-72	284/-4	89,833.33	David Lipsky..... T56	78-73-72-72	295/7	45,250.00
Kevin Na..... T20	71-68-79-67	285/-3	81,000.00	Kevin Streelman..... T56	77-72-71-75	295/7	45,250.00
Lee Westwood..... T20	70-73-69-73	285/-3	81,000.00	Gary Woodland..... T56	73-75-74-73	295/7	45,250.00
Ryan Palmer..... T22	74-72-72-68	286/-2	77,000.00	Mu Hu..... T60	78-71-74-73	296/8	43,875.00
Patrick Reed..... T22	71-73-71-71	286/-2	77,000.00	Brendon Todd..... T60	71-74-73-78	296/8	43,875.00
Jamie Donaldson..... T24	71-77-68-71	287/-1	73,500.00	Darren Fichardt..... 62	74-72-74-77	297/9	43,500.00
Tommy Fleetwood..... T24	69-75-74-69	287/-1	73,500.00	Hyung-Sung Kim..... 63	70-74-75-79	298/10	43,250.00
Stephen Gallacher..... T24	72-72-71-72	287/-1	73,500.00	Keegan Bradley..... T64	72-73-77-78	300/12	42,500.00
Henrik Stenson..... T24	70-71-81-65	287/-1	73,500.00	Mike Hendry..... T64	76-75-73-76	300/12	42,500.00
Sergio Garcia..... T28	74-72-73-69	288/E	68,500.00	Charl Schwartzel..... T64	74-76-77-73	300/12	42,500.00
J.B. Holmes..... T28	70-71-73-74	288/E	68,500.00	Oliver Wilson..... T64	71-70-79-80	300/12	42,500.00
Anirban Lahiri..... T28	74-70-74-70	288/E	68,500.00	Lian-Wei Zhang..... T64	73-76-74-77	300/12	42,500.00
Joost Luiten..... T28	77-71-69-71	288/E	68,500.00	Ze-cheng Dou..... T69	76-73-74-78	301/13	41,625.00
Hunter Mahan..... T28	74-68-71-75	288/E	68,500.00	Antonio Lascuna..... T69	76-79-73-73	301/13	41,625.00
Ryan Moore..... T28	74-71-72-71	288/E	68,500.00	Miguel A. Jimenez..... 71	78-75-73-76	302/14	41,250.00
Shane Lowry..... 34	78-69-74-68	289/1	65,000.00	Jason Knutzon..... 72	78-74-75-77	304/16	41,000.00
Russell Henley..... T35	71-75-74-70	290/2	61,500.00	Billy Horschel..... T73	80-77-79-70	306/18	40,500.00
Haotong Li..... T35	75-72-76-67	290/2	61,500.00	Yoshitaka Takeya..... T73	77-78-75-76	306/18	40,500.00
John Senden..... T35	73-73-72-72	290/2	61,500.00	Jaco Van Zyl..... T73	70-75-83-78	306/18	40,500.00
Jordan Spieth..... T35	70-74-72-74	290/2	61,500.00	Jin Jeong..... 76	85-79-75-80	319/31	40,000.00


2013-14 HSBC Champions

Sheshan International GC; Shanghai, China
October 28-November 3, 2013

Purse: \$8,500,000

Par/Yards: 36-36-72/7,266

LEADERS		First Round	Second Round	Third Round		
	Rory McIlroy.....	65 (-7)	Dustin Johnson.....	132 (-12)	Dustin Johnson.....	198 (-18)
	Jamie Donaldson.....	67 (-5)	Rory McIlroy.....	137 (-7)	Ian Poulter.....	201 (-15)
	Gonzalo Fdez-Castano.....	67 (-5)	Bubba Watson.....	137 (-7)	Graeme McDowell.....	202 (-14)
	Tommy Fleetwood.....	68 (-4)	Boo Weekley.....	137 (-7)	Graham DeLaet.....	204 (-12)
	Justin Rose.....	68 (-4)	Ernie Els.....	138 (-6)	Rory McIlroy.....	204 (-12)
	Jordan Spieth.....	68 (-4)	Gonzalo Fdez-Castano.....	138 (-6)	Justin Rose.....	204 (-12)
	Bubba Watson.....	68 (-4)	Tommy Fleetwood.....	138 (-6)		
	Dustin Johnson.....	69 (-3)	Sergio Garcia.....	138 (-6)		
			Graeme McDowell.....	138 (-6)		
			Ian Poulter.....	138 (-6)		



CUT: No cut. 77 of 78 players completed 72 holes.

WEATHER: Thursday: Cloudy and breezy, with a high of 69. Wind E at 10-15 mph. Friday: Partly cloudy and breezy, with a high of 69. Wind E at 10-15 mph. Saturday: Mostly cloudy, with a high of 72. Winds N at 3-6 mph. Sunday: Mostly cloudy, with a high of 72. NNW wind at 5-10 mph.

Winner: Dustin Johnson 69-63-66-66 264 \$1,400,000.00

Dustin Johnson.....	1	69-63-66-66	264/-24	\$1,400,000.00	Gonzalo Fdez-Castano....	T39	67-71-70-76	284/-4	\$58,000.00
Ian Poulter.....	2	71-67-63-66	267/-21	850,000.00	Branden Grace.....	T39	77-71-67-69	284/-4	58,000.00
Graeme McDowell.....	3	69-69-64-66	268/-20	480,000.00	Haotong Li.....	T39	72-71-74-67	284/-4	58,000.00
Sergio Garcia.....	4	70-68-69-63	270/-18	365,000.00	David Lynn.....	T39	74-70-69-71	284/-4	58,000.00
Justin Rose.....	5	68-71-65-68	272/-16	300,000.00	Richard Sterne.....	T39	74-73-74-63	284/-4	58,000.00
Graham DeLaet.....	T6	71-68-65-69	273/-15	231,500.00	Chris Wood.....	T39	71-71-73-69	284/-4	58,000.00
Rory McIlroy.....	T6	65-72-67-69	273/-15	231,500.00	Ken Duke.....	T46	70-72-73-70	285/-3	52,500.00
Jamie Donaldson.....	T8	67-74-66-67	274/-14	161,666.67	Brian Gay.....	T46	71-72-72-70	285/-3	52,500.00
Bubba Watson.....	T8	68-69-69-68	274/-14	161,666.67	Thongchai Jaidee.....	T46	76-68-68-73	285/-3	52,500.00
Martin Kaymer.....	T8	70-74-62-68	274/-14	161,666.66	Jimmy Walker.....	T46	73-73-69-70	285/-3	52,500.00
Keegan Bradley.....	T11	71-68-68-68	275/-13	116,666.67	Hiroyuki Fujita.....	T50	75-70-68-73	286/-2	49,000.00
Ernie Els.....	T11	69-69-71-66	275/-13	116,666.67	Mike Hendry.....	T50	72-73-73-68	286/-2	49,000.00
Boo Weekley.....	T11	70-67-69-69	275/-13	116,666.66	Masahiro Kawamura.....	T50	73-72-70-71	286/-2	49,000.00
Phil Mickelson.....	14	71-68-72-65	276/-12	100,000.00	Ryan Moore.....	T50	70-74-69-73	286/-2	49,000.00
WC Liang.....	T15	72-67-72-66	277/-11	93,500.00	Michael Thompson.....	T50	74-72-68-72	286/-2	49,000.00
Louis Oosthuizen.....	T15	70-70-70-67	277/-11	93,500.00	Kiradech Aphibarnrat.....	T55	69-78-68-72	287/-1	46,250.00
Jordan Spieth.....	17	68-71-70-69	278/-10	90,000.00	Rickie Fowler.....	T55	74-70-70-73	287/-1	46,250.00
Tommy Fleetwood.....	T18	68-70-69-72	279/-9	87,000.00	John Merrick.....	T55	72-75-69-71	287/-1	46,250.00
Jin Jeong.....	T18	70-69-71-69	279/-9	87,000.00	Brandt Snedeker.....	T55	73-74-70-70	287/-1	46,250.00
Paul Casey.....	20	69-73-69-69	280/-8	84,000.00	Peter Uihlein.....	T55	71-73-73-70	287/-1	46,250.00
Gregory Bourdy.....	T21	75-68-67-71	281/-7	75,100.00	Lee Westwood.....	T55	71-73-68-75	287/-1	46,250.00
Bill Haas.....	T21	72-72-69-68	281/-7	75,100.00	Derek Ernst.....	T61	71-72-73-72	288/E	44,250.00
Peter Hanson.....	T21	70-73-70-68	281/-7	75,100.00	Darren Fichardt.....	T61	70-74-75-69	288/E	44,250.00
Scott Hend.....	T21	69-74-66-72	281/-7	75,100.00	Gaganjeet Bhullar.....	T63	69-71-75-74	289/1	43,500.00
Mikko Ilonen.....	T21	72-69-72-68	281/-7	75,100.00	Jonas Blixt.....	T63	70-75-74-70	289/1	43,500.00
Matteo Manassero.....	T21	72-70-70-69	281/-7	75,100.00	Stephen Gallacher.....	T63	73-73-72-71	289/1	43,500.00
Francesco Molinari.....	T21	72-69-70-70	281/-7	75,100.00	Ryo Ishikawa.....	T66	81-72-68-69	290/2	42,875.00
Scott Piercy.....	T21	72-73-68-68	281/-7	75,100.00	Daniel Popovic.....	T66	77-71-69-73	290/2	42,875.00
Bo Van Pelt.....	T21	77-67-66-71	281/-7	75,100.00	D.A. Points.....	T68	72-74-70-75	291/3	42,375.00
Jaco Van Zyl.....	T21	72-73-68-68	281/-7	75,100.00	Ashun Wu.....	T68	74-75-70-72	291/3	42,375.00
Luke Donald.....	T31	70-71-70-71	282/-6	68,000.00	David Howell.....	70	72-75-73-72	292/4	42,000.00
Henrik Stenson.....	T31	74-76-67-65	282/-6	68,000.00	Seuk-hyun Baek.....	71	81-68-69-75	293/5	41,750.00
Nick Watney.....	T31	75-74-67-66	282/-6	68,000.00	Miguel A. Jimenez.....	72	75-76-70-74	295/7	41,500.00
Mark Brown.....	T34	72-68-72-71	283/-5	64,000.00	Raphael Jacquelin.....	73	81-70-71-74	296/8	41,250.00
Jason Dufner.....	T34	73-67-71-72	283/-5	64,000.00	George Coetzee.....	74	75-77-74-71	297/9	41,000.00
Billy Horschel.....	T34	71-69-72-71	283/-5	64,000.00	Mu Hu.....	75	76-75-73-75	299/11	40,750.00
Wenyi Huang.....	T34	70-74-69-70	283/-5	64,000.00	Brett Rumford.....	76	75-77-79-72	303/15	40,500.00
Kevin Streelman.....	T34	70-73-72-68	283/-5	64,000.00	Huang Ming-jie.....	77	83-77-80-83	323/35	40,250.00
Thomas Bjorn.....	T39	74-72-70-68	284/-4	58,000.00					

2012 HSBC Champions

Mission Hills Golf Club; Guangdong, China
October 29-November 4, 2012

Purse: \$7,000,000

Par/Yards: 36-36-72/7,301

LEADERS		First Round	Second Round	Third Round
Louis Oosthuizen	65	(-7)	69	(T16)
Adam Scott	65	(-7)		
Peter Hanson	66	(-6)		
Shane Lowry	66	(-6)		
Phil Mickelson	66	(-6)		
Bubba Watson	66	(-6)		
Ian Poulter	69	(T16)		
Louis Oosthuizen	128	(-16)	198	(-18)
Ernie Els	133	(-11)		
Adam Scott	133	(-11)		
Jason Dufner	134	(-10)		
Shane Lowry	134	(-10)		
Ian Poulter	137	(T12)		
Lee Westwood	198	(-18)		
Phil Mickelson	201	(-15)		
Ernie Els	202	(-14)		
Bill Haas	202	(-14)		
Ian Poulter	202	(-14)		

CUT: No cut. 77 of 78 professionals completed 72 holes,



WEATHER: Overcast and mild. High of 75. Winds variable at 5-10 mph. Friday: Sunny and mild. High of 79. Winds variable at 5-10 mph. Saturday: Sunny and mild. High of 79. Winds variable at 8-10 mph. Sunday: Overcast and warm. High of 82. Winds variable at 5-10 mph.

Winner: Ian Poulter 69-68-65-65 267 \$1,200,000.00

Ian Poulter	1	69-68-65-65	267	\$1,200,000.00	Francesco Molinari	T39	74-69-74-68	285	\$47,000.00
Jason Dufner	T2	68-66-71-64	269	417,500.00	Thaworn Wiratchant	T39	72-70-70-73	285	47,000.00
Ernie Els	T2	70-63-69-67	269	417,500.00	Jamie Donaldson	T42	71-74-71-70	286	43,500.00
Phil Mickelson	T2	66-69-66-68	269	417,500.00	Marcus Fraser	T42	73-72-70-71	286	43,500.00
Scott Piercy	T2	68-68-68-65	269	417,500.00	Graeme McDowell	T42	71-75-68-72	286	43,500.00
Louis Oosthuizen	T6	65-63-70-72	270	190,000.00	Julien Quesne	T42	71-71-71-73	286	43,500.00
Lee Westwood	T6	70-67-61-72	270	190,000.00	Rafael Cabrera Bello	T46	75-69-76-67	287	40,000.00
Adam Scott	8	65-68-71-67	271	155,000.00	Greg Chalmers	T46	71-71-68-77	287	40,000.00
Martin Kaymer	9	68-69-67-68	272	140,000.00	Brendan Jones	T46	74-69-70-74	287	40,000.00
Bill Haas	10	69-67-66-71	273	125,000.00	Jeev Milkha Singh	T46	72-71-73-71	287	40,000.00
Hiroyuki Fujita	T11	73-67-67-67	274	98,000.00	Mark Wilson	T46	73-74-69-71	287	40,000.00
Prom Meesawat	T11	67-70-69-68	274	98,000.00	Robert Garrigus	T51	76-68-69-75	288	38,000.00
Thorbjorn Olesen	T11	71-65-70-68	274	98,000.00	Brad Kennedy	T51	73-77-67-71	288	38,000.00
Marcel Siem	T11	71-70-66-67	274	98,000.00	Geoff Ogilvy	T51	75-74-72-67	288	38,000.00
Brandt Snedeker	T11	72-71-60-71	274	98,000.00	Nicolas Colsaerts	T54	73-73-71-72	289	36,750.00
Carl Pettersson	T16	70-68-66-71	275	80,500.00	Han Lee	T54	73-70-75-71	289	36,750.00
Nick Watney	T16	72-72-69-62	275	80,500.00	Robert Allenby	T56	76-72-69-73	290	34,750.00
Gaganjeet Bhullar	T18	73-68-63-72	276	75,000.00	George Coetzee	T56	73-76-68-73	290	34,750.00
Luke Donald	T18	68-68-69-71	276	75,000.00	Hyung-Sung Kim	T56	78-70-70-72	290	34,750.00
Marc Leishman	T18	73-68-65-70	276	75,000.00	Garth Mulroy	T56	70-74-73-73	290	34,750.00
Thomas Bjorn	T21	72-70-68-67	277	70,000.00	Jaco Van Zyl	T56	74-75-70-71	290	34,750.00
Thongchai Jaidee	T21	70-68-69-70	277	70,000.00	Xin-jun Zhang	T56	75-69-76-70	290	34,750.00
Keegan Bradley	T23	71-68-68-71	278	67,000.00	Branden Grace	T62	75-76-70-70	291	32,500.00
Peter Hanson	T24	66-71-73-69	279	62,250.00	Hennie Otto	T62	76-73-71-71	291	32,500.00
Scott Hend	T24	70-74-67-68	279	62,250.00	Danny Willett	T62	74-73-71-73	291	32,500.00
WC Liang	T24	72-73-66-68	279	62,250.00	Alvaro Quiros	T65	72-76-68-76	292	31,000.00
Justin Rose	T24	72-70-67-70	279	62,250.00	Richie Ramsay	T65	78-71-72-71	292	31,000.00
Thomas Aiken	T28	68-73-69-70	280	57,500.00	Kyle Stanley	T65	79-70-74-69	292	31,000.00
Gonzalo Fdez-Castano	T28	71-67-69-73	280	57,500.00	Jbe' Kruger	68	83-72-71-67	293	30,000.00
John Senden	T28	72-70-70-68	280	57,500.00	Kenichi Kuboya	T69	77-83-66-69	295	29,000.00
Bernd Wiesberger	T28	72-72-68-68	280	57,500.00	David Lynn	T69	76-69-73-77	295	29,000.00
Shane Lowry	32	66-68-72-75	281	55,000.00	Toshinori Muto	T69	74-71-76-74	295	29,000.00
Bubba Watson	33	66-72-69-75	282	54,000.00	Yuta Ikeda	T72	70-70-82-75	297	27,500.00
Ik-Je Jang	T34	68-71-72-72	283	52,500.00	David Lipsky	T72	78-74-69-76	297	27,500.00
Tadahiro Takayama	T34	73-69-70-71	283	52,500.00	Robert Rock	T72	78-70-76-73	297	27,500.00
Paul Lawrie	T36	69-71-72-72	284	50,000.00	Johnson Wagner	75	75-74-73-76	298	26,500.00
Joost Luiten	T36	72-72-68-72	284	50,000.00	Siddikur Rahman	76	77-76-76-72	301	26,000.00
A-Shun Wu	T36	68-70-71-75	284	50,000.00	Mu Hu	77	79-74-79-75	307	25,500.00
Dustin Johnson	T39	67-68-84-66	285	47,000.00					

2011 HSBC Champions

Sheshan International Golf Club; Shanghai, China
October 31-November 6, 2011

Purse: \$7,000,000

Par/Yards: 36-36-72/7,266

First Round	Second Round	Third Round
Keegan Bradley..... 65 (-7)	Fredrik Jacobson..... 133 (-11)	Fredrik Jacobson..... 200 (-16)
Fredrik Jacobson..... 67 (-5)	Louis Oosthuizen..... 134 (-10)	Louis Oosthuizen..... 202 (-14)
Alexander Noren..... 67 (-5)	Adam Scott..... 134 (-10)	Adam Scott..... 203 (-13)
Bo Van Pelt..... 67 (-5)	Keegan Bradley..... 135 (-9)	Rory McIlroy..... 204 (-12)
K.J. Choi..... 68 (-4)	Paul Casey..... 136 (-8)	Lee Westwood..... 204 (-12)
Thongchai Jaidee..... 68 (-4)	Bo Van Pelt..... 136 (-8)	Martin Kaymer..... 205 (-11)
Justin Rose..... 68 (-4)	Martin Kaymer..... 137 (-7)	
David Toms..... 68 (-4)		
Martin Kaymer..... 69 (-3)		

CUT: No cut. All 78 professionals completed 72 holes.



WEATHER: Thursday: Mostly cloudy, with the high reaching 68. Winds variable at 5-10 mph. Friday: Mostly cloudy and humid, with the high reaching 68. There was light rain for approximately 90 minutes midway through the round. Lift, clean and place rules in effect. Winds variable at 6-12 mph. Saturday: Mostly cloudy and warmer, with the high reaching 71. Winds variable at 5-10 mph. Sunday: Mostly cloudy and cooler, with the high reaching 69. Winds NNE at 12-18 mph shifting to NE at 10-18 in the afternoon.

Winner: Martin Kaymer 69-68-68-63 268 \$1,200,000.00

Martin Kaymer..... 1	69-68-68-63	268	\$1,200,000.00	Miguel A. Jimenez..... T38	72-68-68-77	285	\$47,500.00
Fredrik Jacobson..... 2	67-66-67-71	271	675,000.00	Chinnarat Phadungsil..... T38	71-69-74-71	285	47,500.00
Graeme McDowell..... 3	69-69-67-67	272	430,000.00	Stuart Appleby..... T42	77-70-71-69	287	43,500.00
Paul Casey..... T4	70-66-70-67	273	258,333.33	Thomas Bjorn..... T42	72-71-71-73	287	43,500.00
Rory McIlroy..... T4	70-69-65-69	273	258,333.33	Bill Haas..... T42	74-69-68-76	287	43,500.00
Charl Schwartzel..... T4	70-69-69-65	273	258,333.33	Scott Stallings..... T42	70-74-72-71	287	43,500.00
Hunter Mahan..... T7	71-67-69-67	274	155,000.00	Ben Crane..... T46	75-71-74-68	288	40,500.00
Louis Oosthuizen..... T7	71-63-68-72	274	155,000.00	Hiroyuki Fujita..... T46	74-71-70-73	288	40,500.00
Justin Rose..... T7	68-70-70-66	274	155,000.00	Keith Horne..... T46	71-70-73-74	288	40,500.00
Jhonattan Vegas..... 10	69-73-65-68	275	125,000.00	Jung-gon Hwang..... T49	72-72-70-75	289	38,000.00
Adam Scott..... T11	69-65-69-73	276	110,000.00	Kyung-tae Kim..... T49	75-73-67-74	289	38,000.00
Bo Van Pelt..... T11	67-69-70-70	276	110,000.00	Paul Lawrie..... T49	72-71-72-74	289	38,000.00
Ian Poulter..... T13	70-68-69-71	278	90,000.00	Alexander Noren..... T49	67-75-70-77	289	38,000.00
Lee Westwood..... T13	69-68-67-74	278	90,000.00	Alvaro Quiros..... T49	72-67-71-79	289	38,000.00
Xin-jun Zhang..... T13	74-68-64-72	278	90,000.00	Siddikur Rahman..... T49	73-77-71-68	289	38,000.00
Keegan Bradley..... T16	65-70-72-72	279	79,333.33	Ashun Wu..... T49	72-69-70-78	289	38,000.00
K.J. Choi..... T16	68-70-72-69	279	79,333.33	Robert Karlsson..... T56	74-75-68-73	290	35,500.00
Simon Dyson..... T16	69-69-70-71	279	79,333.33	Geoff Ogilvy..... T56	75-69-69-77	290	35,500.00
John Senden..... 19	72-68-70-70	280	75,000.00	Mark Wilson..... T56	71-73-77-69	290	35,500.00
Nicolas Colsaerts..... T20	74-69-68-70	281	71,000.00	Tetsuji Hiratsuka..... T59	72-70-72-77	291	34,000.00
Lucas Glover..... T20	76-68-71-66	281	71,000.00	Michio Matsumura..... T59	74-71-71-75	291	34,000.00
Pablo Larrazabal..... T20	70-69-70-72	281	71,000.00	David Toms..... T59	68-76-71-76	291	34,000.00
Aaron Baddeley..... T23	69-68-73-72	282	62,500.00	Jim Furyk..... T62	78-68-73-73	292	32,500.00
Jonathan Byrd..... T23	71-68-70-73	282	62,500.00	Michael Hoey..... T62	76-70-74-72	292	32,500.00
Anders Hansen..... T23	71-69-70-72	282	62,500.00	WC Liang..... T62	72-73-71-76	292	32,500.00
Jbe' Kruger..... T23	70-70-68-74	282	62,500.00	S.S.P. Chowrasia..... 65	73-74-73-73	293	31,500.00
Francesco Molinari..... T23	70-70-71-71	282	62,500.00	Kiradech Aphibarnrat..... T66	79-72-71-72	294	30,750.00
Jeev Milkha Singh..... T23	72-73-69-68	282	62,500.00	D.A. Points..... T66	73-71-73-77	294	30,750.00
Harrison Frazer..... T29	70-75-64-74	283	56,500.00	Chez Reavie..... 68	70-75-68-82	295	30,000.00
Yuta Ikeda..... T29	70-71-68-74	283	56,500.00	Matteo Manassero..... 69	82-71-70-73	296	29,500.00
Thongchai Jaidee..... T29	68-69-72-74	283	56,500.00	Thomas Aiken..... 70	76-75-69-77	297	29,000.00
Rory Sabbatini..... T29	69-71-71-72	283	56,500.00	David Gleeson..... 71	71-70-76-81	298	28,500.00
Ernie Els..... T33	75-69-72-68	284	52,000.00	Alistair Presnell..... T72	75-75-73-76	299	27,750.00
Peter Hanson..... T33	69-73-71-71	284	52,000.00	Chan Yih-shin..... T72	75-74-76-74	299	27,750.00
Robert Rock..... T33	70-70-71-73	284	52,000.00	Hao Yuan..... 74	72-78-74-76	300	27,000.00
Lee Slattery..... T33	76-71-68-69	284	52,000.00	Pablo Martin..... 75	76-71-74-80	301	26,500.00
Nick Watney..... T33	71-75-71-67	284	52,000.00	Tom Lewis..... 76	78-71-72-83	304	26,000.00
Darren Clarke..... T38	73-76-67-69	285	47,500.00	Adam Bland..... 77	75-76-81-80	312	25,500.00
Jim Herman..... T38	74-70-73-68	285	47,500.00	Bobby Gates..... WD	75-68-69	212	

2010 HSBC Champions

Sheshan International Golf Club; Shanghai, China
November 4-7, 2010

Purse: \$7,000,000

Par/Yards: 36-36-72/7,266

LEADERS		First Round	Second Round	Third Round
Francesco Molinari	65	(-7)	68	(-4)
Lee Westwood	66	(-6)	68	(-4)
Yuta Ikeda	67	(-5)	68	(-4)
Seung-yul Noh	67	(-5)	68	(-4)
Henrik Stenson	67	(-5)	68	(-4)
Luke Donald	68	(-4)	68	(-4)
Pablo Martin	68	(-4)	68	(-4)
Tiger Woods	68	(-4)	68	(-4)
Francesco Molinari	135	(-9)	202	(-14)
Lee Westwood	136	(-8)	203	(-13)
Ernie Els	137	(-7)	206	(-10)
Richie Ramsay	137	(-7)	208	(-8)
Jaco Van Zyl	137	(-7)	208	(-8)
Luke Donald	138	(-6)	208	(-8)
Ross Fisher	139	(-5)	209	(-7/8)
Seung yul Noh	139	(-5)		

CUT: No cut. 77 of 78 professionals completed 72 holes.



WEATHER: Thursday: Partly cloudy with a high of 79 degrees. S winds 6-12 mph. Friday: Partly cloudy and cool in the morning, with a high temperature in the lower 80s. Light, variable winds. Saturday: Hazy sunshine and cool, with a high temperature of 79 degrees and calm winds. Sunday: Due to morning fog, the start of the final round was delayed 75 minutes from 8:35 a.m. until 9:50 a.m. Afternoon temperatures reached into the low 80s, under hazy skies with calm winds.

Winner: Francesco Molinari 65-70-67-67 269 \$1,200,000.00

Francesco Molinari	1	65-70-67-67	269	\$1,200,000.00	Carl Pettersson	T39	71-73-71-73	288	\$47,500.00
Lee Westwood	2	66-70-67-67	270	675,000.00	Ryo Ishikawa	T41	72-71-71-75	289	44,000.00
Luke Donald	T3	68-70-68-73	279	372,500.00	Miguel A. Jimenez	T41	72-70-75-72	289	44,000.00
Richie Ramsay	T3	69-68-71-71	279	372,500.00	Kyung-tae Kim	T41	72-69-75-73	289	44,000.00
Rory McIlroy	5	71-71-71-67	280	250,000.00	Phil Mickelson	T41	69-71-76-73	289	44,000.00
Fredrik Andersson Hed	T6	69-71-71-70	281	145,714.29	Edoardo Molinari	T41	72-71-76-70	289	44,000.00
Paul Casey	T6	73-71-67-70	281	145,714.29	Hiroyuki Fujita	T46	75-75-70-70	290	40,750.00
Ernie Els	T6	72-65-71-73	281	145,714.29	Ryan Palmer	T46	69-72-74-75	290	40,750.00
Retief Goosen	T6	70-74-69-68	281	145,714.29	Arjun Atwal	T48	73-71-73-74	291	39,500.00
Richard Green	T6	72-68-73-68	281	145,714.29	David Horsey	T48	71-74-74-72	291	39,500.00
Peter Hanson	T6	73-69-70-69	281	145,714.29	Heath Slocum	T48	71-72-78-70	291	39,500.00
Tiger Woods	T6	68-72-73-68	281	145,714.29	Camilo Villegas	T51	75-70-78-69	292	38,250.00
Ian Poulter	T13	70-70-73-69	282	90,000.00	Y.E. Yang	T51	69-74-73-76	292	38,250.00
Henrik Stenson	T13	67-74-72-69	282	90,000.00	Jason Bohn	T53	72-75-72-74	293	36,500.00
Jaco Van Zyl	T13	71-66-72-73	282	90,000.00	Rhys Davies	T53	76-70-72-75	293	36,500.00
Ross Fisher	T16	69-70-69-75	283	77,200.00	Andrew Dodt	T53	73-68-80-72	293	36,500.00
Padraig Harrington	T16	70-70-70-73	283	77,200.00	Matteo Manassero	T53	71-70-81-71	293	36,500.00
Pablo Martin	T16	68-73-71-71	283	77,200.00	Alvaro Quiros	T53	74-78-70-71	293	36,500.00
Seung-yul Noh	T16	67-72-71-73	283	77,200.00	Michael Sim	T58	72-79-74-69	294	34,750.00
Charl Schwartzel	T16	74-70-67-72	283	77,200.00	Shunsuke Sonoda	T58	72-77-78-67	294	34,750.00
Robert Allenby	T21	72-68-72-72	284	68,000.00	Tetsuji Hiratsuka	T60	71-71-80-73	295	33,500.00
Bill Haas	T21	72-71-72-69	284	68,000.00	Michio Matsumura	T60	71-74-75-75	295	33,500.00
Hunter Mahan	T21	70-73-71-70	284	68,000.00	Thaworn Wiratchant	T60	75-76-73-71	295	33,500.00
Nick Watney	T21	72-68-74-70	284	68,000.00	Marcus Fraser	T63	72-76-73-76	297	31,750.00
Tim Clark	T25	72-70-70-73	285	60,200.00	Anders Hansen	T63	71-74-79-73	297	31,750.00
Rickie Fowler	T25	71-74-72-68	285	60,200.00	Alistair Presnell	T63	74-75-74-74	297	31,750.00
Brendan Jones	T25	76-72-69-68	285	60,200.00	Liang Wen-Chong	T63	79-73-76-69	297	31,750.00
Anthony Kim	T25	73-72-70-70	285	60,200.00	Pariya Junhasavasdikul	T67	74-80-72-72	298	30,250.00
Adam Scott	T25	69-73-73-70	285	60,200.00	Danny Willett	T67	77-69-75-77	298	30,250.00
K.J. Choi	T30	72-71-71-72	286	55,500.00	Stuart Appleby	T69	72-73-74-80	299	29,000.00
Ben Crane	T30	71-71-74-70	286	55,500.00	Simon Khan	T69	76-73-76-74	299	29,000.00
Yuta Ikeda	T30	67-75-76-68	286	55,500.00	Bill Lunde	T69	78-72-79-70	299	29,000.00
Martin Kaymer	T30	72-69-74-71	286	55,500.00	Wu Kang-chun	T72	75-77-75-74	301	27,750.00
Darren Fichardt	T34	73-72-70-72	287	51,000.00	Louis Oosthuizen	T72	69-80-80-72	301	27,750.00
Richard S. Johnson	T34	70-70-77-70	287	51,000.00	Kiradech Aphibarnrat	74	78-75-73-77	303	27,000.00
Robert Karlsson	T34	71-73-73-70	287	51,000.00	Chao Li	75	79-79-75-71	304	26,500.00
Graeme McDowell	T34	74-71-73-69	287	51,000.00	Mardan Mamat	76	75-76-75-80	306	26,000.00
Katsumasa Miyamoto	T34	69-75-77-66	287	51,000.00	Hao Yuan	77	79-75-79-75	308	25,500.00
Gregory Bourdy	T39	73-74-73-68	288	47,500.00					

2009 HSBC Champions

Sheshan International Golf Club; Shanghai, China
November 5-8, 2009

Purse: \$7,000,000

Par/Yards: 36-36-72/7,199

LEADERS		First Round	Second Round	Third Round
	Nick Watney.....	64 (-8)	Nick Watney.....	134 (-10)
	Martin Kaymer.....	66 (-6)	Tiger Woods.....	134 (-10)
	Ryan Moore.....	66 (-6)	Ryan Moore.....	135 (-9)
	Shane Lowry.....	66 (-6)	Alvaro Quiros.....	135 (-9)
	Paul Casey.....	67 (-5)	Phil Mickelson.....	135 (-9)
	Tiger Woods.....	67 (-5)	Anthony Kim.....	136 (-8)
	Anthony Kim.....	67 (-5)		
	Lin Wen-tang.....	67 (-5)		
	Phil Mickelson.....	69 (T13)		
				Phil Mickelson.....
				Tiger Woods.....
				Nick Watney.....
				Ryan Moore.....
				Lee Westwood.....
				Jyoti Randhawa.....
				Anthony Kim.....



CUT: There was no cut. 77 of 78 professionals completed 72 holes.

WEATHER: Thursday: Sunny and warm, with a high of 73 degrees. S winds 6-12 mph. Friday: Mostly sunny and unseasonably warm. High of 81 with SW winds 10-15 mph. Saturday: Hazy sunshine and muggy. High of 79. Winds S 10-15 mph. Sunday: Mostly sunny and warm with a high of 83. Winds SW 6-12 mph.

Winner: Phil Mickelson 69-66-67-69 271 \$1,200,000.00

Phil Mickelson.....	1	69-66-67-69	271	\$1,200,000.00	Jason Dufner.....	T40	69-71-73-74	287	\$45,000.00
Ernie Els.....	2	70-71-68-63	272	675,000.00	WC Liang.....	T40	73-73-73-68	287	45,000.00
Ryan Moore.....	3	66-69-70-68	273	430,000.00	Garth Mulroy.....	T40	69-72-76-70	287	45,000.00
Rory Mcllroy.....	4	73-68-70-63	274	315,000.00	Rod Pampling.....	T40	69-72-75-71	287	45,000.00
Nick Watney.....	5	64-70-70-71	275	250,000.00	Henrik Stenson.....	T40	69-72-74-72	287	45,000.00
Martin Kaymer.....	T6	66-74-69-67	276	190,000.00	Greg Chalmers.....	T45	72-74-73-69	288	40,333.33
Tiger Woods.....	T6	67-67-70-72	276	190,000.00	Gonzalo Fdez-Castano	T45	73-73-72-70	288	40,333.33
Alvaro Quiros.....	T8	69-66-76-66	277	147,500.00	Ricardo Gonzalez.....	T45	74-71-70-73	288	40,333.33
Lee Westwood.....	T8	70-71-65-71	277	147,500.00	Ian Poulter.....	T45	72-69-79-68	288	40,333.33
Retief Goosen.....	T10	71-71-68-68	278	99,571.43	Rory Sabbatini.....	T45	74-68-76-70	288	40,333.33
Anthony Kim.....	T10	67-69-72-70	278	99,571.43	Oliver Wilson.....	T45	71-72-73-72	288	40,333.33
Soren Kjeldsen.....	T10	69-72-71-66	278	99,571.43	Stewart Cink.....	T51	71-74-75-69	289	38,000.00
Daisuke Maruyama.....	T10	72-69-74-63	278	99,571.43	Yuta Ikeda.....	T51	73-73-71-72	289	38,000.00
Francesco Molinari.....	T10	73-67-70-68	278	99,571.43	Prayad Marksang.....	T51	81-69-70-69	289	38,000.00
Geoff Ogilvy.....	T10	72-74-65-67	278	99,571.43	Christian Cevaer.....	T54	73-77-71-69	290	36,500.00
Pat Perez.....	T10	68-69-75-66	278	99,571.43	Jerry Kelly.....	T54	71-75-74-70	290	36,500.00
Ryo Ishikawa.....	T17	72-67-70-70	279	78,000.00	Martin Laird.....	T54	72-74-73-71	290	36,500.00
Koumei Oda.....	T17	70-69-72-68	279	78,000.00	Michael Jonzon.....	T57	72-74-73-72	291	35,000.00
Thongchai Jaidee.....	T19	71-69-70-70	280	72,000.00	Thomas Levet.....	T57	77-77-72-65	291	35,000.00
Matt Kuchar.....	T19	68-72-72-68	280	72,000.00	Steve Marino.....	T57	77-70-74-70	291	35,000.00
Alexander Noren.....	T19	70-71-71-68	280	72,000.00	Chih-Bing Lam.....	T60	71-74-75-72	292	33,750.00
Jyoti Randhawa.....	T19	68-70-70-72	280	72,000.00	Richard Sterne.....	T60	74-73-72-73	292	33,750.00
Robert Allenby.....	T23	73-69-70-69	281	66,000.00	Nathan Green.....	T62	79-77-72-65	293	32,750.00
Sergio Garcia.....	T23	75-70-69-67	281	66,000.00	Sean O'Hair.....	T62	74-71-76-72	293	32,750.00
Brian Gay.....	T25	69-69-72-72	282	61,333.33	Jeppe Huldahl.....	T64	76-72-73-73	294	31,750.00
Padraig Harrington.....	T25	74-69-72-67	282	61,333.33	Mark Murless.....	T64	71-76-79-68	294	31,750.00
Camilo Villegas.....	T25	70-69-73-70	282	61,333.33	Danny Lee.....	T66	74-71-76-74	295	30,750.00
Simon Dyson.....	T28	72-69-72-70	283	58,000.00	Lian-Wei Zhang.....	T66	73-70-80-72	295	30,750.00
Ross Fisher.....	T28	70-70-72-71	283	58,000.00	Thomas Aiken.....	T68	74-78-73-71	296	29,750.00
Shane Lowry.....	T28	66-74-71-72	283	58,000.00	Anthony Kang.....	T68	75-76-76-69	296	29,750.00
Mark Brown.....	T31	71-74-71-68	284	55,500.00	Peter Hedblom.....	T70	77-71-76-74	298	28,500.00
Peter Hanson.....	T31	72-72-75-65	284	55,500.00	Daniel Alfredo Vancsik	T70	74-74-74-76	298	28,500.00
Shingo Katayama.....	T33	75-68-77-65	285	51,000.00	Ashun Wu.....	T70	74-71-83-70	298	28,500.00
James Kingston.....	T33	70-70-75-70	285	51,000.00	Jean Hugo.....	73	78-76-74-71	299	27,500.00
Wen-Tang Lin.....	T33	67-72-70-76	285	51,000.00	Gaganjeet Bhullar.....	T74	74-76-76-74	300	26,500.00
Chapchai Nirat.....	T33	71-74-70-70	285	51,000.00	Nick Dougherty.....	T74	68-80-76-76	300	26,500.00
Jeev M. Singh.....	T33	73-72-70-70	285	51,000.00	C Muniyappa.....	T74	74-69-78-79	300	26,500.00
Scott Strange.....	T33	71-72-74-68	285	51,000.00	Wei-Huang Wu.....	77	74-78-75-74	301	25,500.00
Y.E. Yang.....	T33	72-71-75-67	285	51,000.00					

2019-2020 World Golf Championships Schedule

October 31 – November 3, 2019

World Golf Championships-HSBC Champions

Sheshan International Golf Club

Shanghai, CHINA

2019 Champion: Rory McIlroy

February 20-23, 2020

World Golf Championships-Mexico Championship

Club de Golf Chapultepec

Mexico City, MEX

2019 Champion: Dustin Johnson

March 25-29, 2020

World Golf Championships-Dell Technologies Match Play

Austin Country Club

Austin, Texas, USA

2019 Champion: Kevin Kisner

July 2-5, 2020

World Golf Championships-FedEx St. Jude Invitational

TPC Southwind

Memphis, Tennessee, USA

2019 Champion: Brooks Koepka

