



LIVE THE TRADITION

OFFICIAL MEDIA GUIDE

AUGUST 12-16, 2020 FIRESTONE COUNTRY CLUB

FOUNDING PARTNERS



Welcome From PGA TOUR Champions



Welcome from PGA TOUR Champions

On behalf of PGA TOUR Champions, it's a pleasure to welcome you to the 2020 Bridgestone SENIOR PLAYERS Championship at Firestone Country Club. We are elated that many of the game's greatest players will once again be competing in major championship golf at one of our most prestigious events.

As part of the modifications to the professional golf schedule resulting from the ongoing COVID-19 pandemic, the 2020 Bridgestone SENIOR PLAYERS Championship was moved back five weeks on the PGA TOUR Champions schedule to August 12-16 at Firestone Country Club. Firestone Country Club has hosted professional golf every year since 1954, and 2020 will mark Akron's second year hosting this PGA TOUR Champions major championship.

The debut of the Bridgestone SENIOR PLAYERS at Firestone in 2019 was a special homecoming for many of our players who competed in the NEC World Series of Golf or WGC-Bridgestone Invitational throughout their careers. It was tremendous to see two-time U.S. Open champion and newly minted World Golf Hall of Fame member Retief Goosen earn his first Champions Tour title with an exciting finish for our fans onsite and watching around the world on GOLF Channel.

The Bridgestone SENIOR PLAYERS will continue to raise funds and awareness for its seven charitable beneficiaries in 2020, including Akron-Canton

Regional Foodbank, Akron Children's Hospital, The First Tee of Greater Akron, Summa Health System, Cleveland Clinic Akron General, University Hospitals Rainbow Babies & Children's Hospital and United Way of Summit County. Since its inception, the PGA TOUR has generated over \$3 billion in charitable giving, and contributing to those record-setting numbers is the Bridgestone SENIOR PLAYERS, which generated \$825,000 in 2019, and has raised over \$29 million since professional golf first came to Firestone in 1984.

We value the continued partnership and commitment Bridgestone has made to PGA TOUR Champions to ensure professional golf's 67-year tradition in Northeast Ohio continues. We appreciate the efforts of our Founding Partners Westfield and FirstEnergy, as well as our supporting sponsors, volunteers, media, Board of Directors, and the members and staff at Firestone Country Club for their commitment to making this tournament a success.

Thank you for your support of PGA TOUR Champions and enjoy a great week of competition.

Sincerely,

A handwritten signature in black ink that reads "Miller Brady". The signature is fluid and cursive.

Miller Brady
President
PGA TOUR Champions

Table of Contents

Welcome Letter	1	1995 Ford Senior Players Championship.....	65
2020 Media Facts	3-4	1996 Ford Senior Players Championship.....	66
2020 Schedule of Events	5	1997 Ford Senior Players Championship.....	67
2020 Purse Breakdown	5	1998 Ford Senior Players Championship.....	68
History at a Glance	6	1999 Ford Senior Players Championship.....	69
Time Line.....	7-9	2000 Ford Senior Players Championship.....	70
All-Time Championship Records (1983-2019)	10-11	2001 Ford Senior Players Championship.....	71
Top-50 Career Money Leaders	12	2002 Ford Senior Players Championship.....	72
Top 50 Career Stroke Averages.....	12	2003 Ford Senior Players Championship.....	73
Top-10 Finishes by Player	13-14	2004 Ford Senior Players Championship.....	74
From SENIOR PLAYERS to THE PLAYERS	15	2005 Ford Senior Players Championship.....	75
2020 Bridgestone SENIOR PLAYERS Field	16	2006 Ford Senior Players Championship.....	76
INDIVIDUAL CHAMPIONSHIP PLAYER RECORDS	17-51	2007 Constellation Energy Senior Players Championship	77
CHAMPIONSHIP SUMMARIES.....	52-88	2008 Constellation Energy Senior Players Championship	78
1983 Senior Tournament Players Championship	53	2009 Constellation Energy Senior Players Championship	79
1984 Senior Tournament Players Championship	54	2010 Constellation Energy Senior Players Championship	80
1985 Senior Tournament Players Championship	55	2011 Constellation Energy Senior Players Championship	81
1986 Senior Tournament Players Championship	56	2012 Constellation SENIOR PLAYERS Championship	82
1987 Mazda Senior Tournament Players Championship.....	57	2013 Constellation SENIOR PLAYERS Championship	83
1988 Mazda Senior Tournament Players Championship.....	58	2014 Constellation SENIOR PLAYERS Championship	84
1989 Mazda Senior Tournament Players Championship.....	59	2015 Constellation SENIOR PLAYERS Championship	85
1990 Mazda Senior Tournament Players Championship.....	60	2016 Constellation SENIOR PLAYERS Championship	86
1991 Mazda Presents the Senior Players Championship.....	61	2017 Constellation SENIOR PLAYERS Championship	87
1992 Mazda Presents the Senior Players Championship.....	62	2018 Constellation SENIOR PLAYERS Championship	88
1993 Ford Senior Players Championship.....	63	2019 Constellation SENIOR PLAYERS Championship	89
1994 Ford Senior Players Championship.....	64	BACK COVER/Past Champions	

2020 Fact Sheet

EVENT: Bridgestone SENIOR PLAYERS Championship

The Bridgestone SENIOR PLAYERS is one of five major championships contested annually on PGA TOUR Champions for eligible professionals age 50 and over. The 2020 tournament will be held the week of August 12-16 and continues professional golf's 67-year tradition at Firestone Country Club. This tournament started in 1983 at the Canterbury Golf Club. In total, the tournament has been played in nine different cities at some of the country's top venues including The Philadelphia Cricket Club, Caves Valley Golf Club, Fox Chapel Golf Club, Westchester Country Club and Exmoor Country Club. A field of 81 professionals will compete for a share of the \$3 million purse with the champion earning a \$450,000 prize and an exemption into THE PLAYERS Championship in Ponte Vedra Beach, Florida.

DATE: August 12-16, 2020

SITE: Firestone Country Club (South Course)

PAR/YARDAGE: Par: 35-35=70 / 7,400

2019 CHAMPION: Retief Goosen, 69-62-75-68 (274/-6)

ARCHITECT: Bert Way (1929), Robert Trent Jones (1960)

FORMAT: Four-day, 72-hole stroke-play competition; 81 players, no cut

PURSE: \$3 million total, \$450,000 to the winner.

ELIGIBILITY:

1. Top 36 available from Previous Year's Charles Schwab Cup Points List provided such players are 54th or better on such Points List
2. Top 9 available from PGA TOUR Points List
3. Top 4 available from PGA TOUR Champions Points List
4. Winners of the Bridgestone SENIOR PLAYERS Championship in the past five years (2015-2019).
5. Those players eligible for tournaments in accordance with Article III, Section A.1(m) (World Golf Hall of Fame Members) of the Tournament Regulations.
6. Top 11 available from the All-time Money List
7. Winners of cosponsored or approved PGA TOUR Champions tournaments since the prior year's Bridgestone SENIOR PLAYERS Championship.
8. Winners of major championships on PGA TOUR Champions (Regions Tradition, Senior PGA Championship, U.S. Senior Open, Senior Open Championship) in the preceding 3 calendar years and the current year.
9. The top 4 available and not otherwise exempt players in the top 50 of the Current Year's Charles Schwab Cup Money List, in order of their position, through the American Family Insurance Championship.
10. At the invitation of the host organization, up to 2 players not otherwise exempt for the Bridgestone SENIOR PLAYERS Championship, provided such players shall be winners, whose victories are considered official, of a PGA TOUR or PGA TOUR Champions tournament.

TROPHY: Sam Snead Trophy

WEBSITES: www.bridgestoneseniorplayers.com

TICKETS: As a result of the ongoing health and safety issues related to the Coronavirus pandemic the 2020 Bridgestone SENIOR PLAYERS Championship will be contested without spectators in attendance during competition rounds. Online ticket purchasers for this year's event will be refunded by their original method of purchase automatically.

CHARITY: As whole, the PGA TOUR and its tournaments have surpassed \$3 billion in all-time charitable giving. The charitable total, which includes a record \$204.3 million in 2019 to bring the all-time total to \$3.05 billion, includes donations made by tournaments across the PGA TOUR, PGA TOUR Champions, Korn Ferry Tour, Mackenzie Tour-PGA TOUR Canada, PGA TOUR Latinoamérica and PGA TOUR Series-China.

2020 Media Facts

Contributing to the record-setting numbers is the Bridgestone SENIOR PLAYERS Championship, which generated \$825,000 in 2019 during its first year as major championship on PGA TOUR Champions. To date, over \$29 million has been generated by professional golf events held at Firestone Country Club since 1984.

The tournament's seven key charities in 2020 will include: Akron-Canton Regional Foodbank, Akron Children's Hospital, The First Tee of Greater Akron, University Hospitals Rainbow Babies & Children's Hospital, Summa Health System, Cleveland Clinic Akron General, United Way of Summit and Medina Counties.

SOCIAL MEDIA:

Facebook: /seniorplayers

Twitter: @seniorplayers

Instagram: @seniorplayers

CHAMPIONSHIP OFFICE:

Bridgestone SENIOR PLAYERS
440 E. Warner Road
Akron, OH 44319
Phone: 330-644-2299, Fax: 330-644-7187

EXECUTIVE DIRECTOR:

Don Padgett III

TOURNAMENT SERVICES MANAGER:

David Utlak

SALES MANAGER

Allie Grilliot

SALES MANAGER:

Ryan Giaratano

OPERATIONS MANAGER:

Blake Kuehner

NORTHERN OHIO GOLF CHARITIES:

Danielle Thompson

MEDIA CONTACTS:

Don Padgett III, Executive Director, Bridgestone SENIOR PLAYERS
330-644-2299, dpadgett@pgatourhq.com

Laura Vescovi, Communications Manager, PGA TOUR
904-280-5004, lauravescovi@pgatourhq.com

Jackie Servais, Communications Specialist, PGA TOUR
303-249-6439, jackieservais@pgatourhq.com

Alissa Kiktavy, Falls
216-696-0229, akiktavy@wearefalls.com

2020 Schedule of Events *(subject to change)*

Monday, August 10 – Course Closed to Public

7:00 a.m.–5:00 p.m.Practice Round for Professionals

Tuesday, August 11 – Course Closed to the Public

7:00 a.m. –5:00 p.m.Practice Round for Professionals

9:00 a.m. –11:00 a.m.Westfield’s InspireHER: The Inclusion Journey

6:00 p.m.–6:30 p.m.Pro-Am Kick-Off - Video Chat w/ Peter Jacobsen

Wednesday, August 12 – Course Open to Public

6:50 a.m. – 9:00 a.m.Official Pro-Am Morning Tee Times

12:00 p.m. – 2:10 p.m.Official Pro-Am Afternoon Tee Times

Thursday, August 13 – Championship Play – Round One

7:30 a.m.First Round of Competition –
threesomes off 1st and 10th tee

8:00 a.m.Westfield Legends Breakfast & Chat –
Westfield C.C.

10:00 a.m.Westfield Legends Pro-Am (Shotgun Start) –

11:00 p.m. – 2:00 p.m.GOLF Channel

3:30 p.m.Westfield Legends Pro-Am Awards

Friday, August 14 – Course Closed to Public

8:30 a.m. – 11:30 a.m.Bridgestone Legends Player Interaction –
Firestone Public 9

10:00 a.m.Second Round of Competition –
threesomes off 1st and 10th tee

11:00 p.m. – 2:00 p.m.GOLF Channel

Saturday, August 15 – Course Closed to Public

6:30 a.m. – 9:30 a.m.Volunteer Breakfast - Volunteer Compound
(Dave Franklin Award Presentation)

11:10 a.m.Third Round of Competition –
twosomes off 1st and 10th tee

3:00 p.m. – 6:00 p.m.GOLF Channel

Sunday, August 16 – Course Closed to Public

10:40 a.m.Final Round of Competition –
twosomes off 1st and 10th tee

2:30 p.m. – 5:00 p.m.GOLF Channel

5:00 p.m.Closing Ceremony – 18th Green

2020 Purse Breakdown – \$3 Million

Position	Prize	Position	Prize	Position	Prize	Position	Prize
1	450,000.00	22	34,800.00	43	13,500.00	64	4,200.00
2	264,000.00	23	33,000.00	44	12,900.00	65	3,900.00
3	216,000.00	24	31,500.00	45	12,300.00	66	3,600.00
4	178,500.00	25	30,000.00	46	11,700.00	67	3,300.00
5	142,500.00	26	28,500.00	47	11,100.00	68	3,000.00
6	120,000.00	27	27,300.00	48	10,500.00	69	2,820.00
7	108,000.00	28	26,100.00	49	9,900.00	70	2,640.00
8	96,000.00	29	24,900.00	50	9,300.00	71	2,460.00
9	84,000.00	30	23,700.00	51	8,700.00	72	2,280.00
10	78,000.00	31	22,500.00	52	8,100.00	73	2,100.00
11	72,000.00	32	21,600.00	53	7,500.00	74	1,980.00
12	66,000.00	33	20,700.00	54	7,200.00	75	1,860.00
13	60,000.00	34	19,800.00	55	6,900.00	76	1,740.00
14	57,000.00	35	18,900.00	56	6,600.00	77	1,620.00
15	54,000.00	36	18,000.00	57	6,300.00	78	1,500.00
16	51,000.00	37	17,100.00	58	6,000.00	79	1,380.00
17	48,000.00	38	16,500.00	59	5,700.00	80	1,290.00
18	45,000.00	39	15,900.00	60	5,400.00	81	1,230.00
19	42,000.00	40	15,300.00	61	5,100.00		
20	39,300.00	41	14,700.00	62	4,800.00		
21	36,900.00	42	14,100.00	63	4,500.00		

History at a Glance

Year	Winner(s)	Site	Score	Par	Margin	Money	Runner(s)-up
1983	Miller Barber	Canterbury GC – Beachwood, OH	278	-10	1	\$40,000	Gene Littler
1984	Arnold Palmer	Canterbury GC – Beachwood, OH	276	-12	3	\$36,000	Peter Thomson
1985	Arnold Palmer	Canterbury GC – Beachwood, OH	274	-14	11	\$36,000	Lee Elder Gene Littler Miller Barber Charles Owens
1986	Chi Chi Rodriguez+	Canterbury GC – Beachwood, OH	206	-10	2	\$45,000	Bruce Crampton
1987	Gary Player	Sawgrass CC – Ponte Vedra Beach, FL	280	-8	1	\$60,000	Bruce Crampton Chi Chi Rodriguez
1988	Billy Casper	TPC Sawgrass, Valley Course – Ponte Vedra Beach, FL	278	-10	1	\$60,000	Al Geiberger
1989	Orville Moody	TPC Sawgrass, Valley Course – Ponte Vedra Beach, FL	271	-17	2	\$105,000	Charles Coody
1990	Jack Nicklaus	Dearborn CC – Dearborn, MI	261	-27	6	\$150,000	Lee Trevino
1991	Jim Albus	TPC Michigan – Dearborn, MI	279	-9	3	\$150,000	Bob Charles Dave Hill Charles Coody
1992	Dave Stockton	TPC Michigan – Dearborn, MI	277	-11	1	\$150,000	Lee Trevino J.C. Snead
1993	Jim Colbert	TPC Michigan – Dearborn, MI	278	-10	1	\$180,000	Raymond Floyd
1994	Dave Stockton	TPC Michigan – Dearborn, MI	271	-17	6	\$210,000	Jim Albus
1995	J.C. Snead*	TPC Michigan – Dearborn, MI	272	-16	Playoff	\$225,000	Jack Nicklaus
1996	Raymond Floyd	TPC Michigan – Dearborn, MI	275	-13	2	\$225,000	Hale Irwin
1997	Larry Gilbert	TPC Michigan – Dearborn, MI	274	-14	3	\$270,000	Isao Aoki Bob Dickson Jack Kiefer Dave Stockton
1998	Gil Morgan	TPC Michigan – Dearborn, MI	267	-21	3	\$300,000	Hale Irwin
1999	Hale Irwin	TPC Michigan – Dearborn, MI	267	-21	7	\$300,000	Graham Marsh
2000	Raymond Floyd	TPC Michigan – Dearborn, MI	273	-15	1	\$345,000	Larry Nelson Dana Quigley
2001	Allen Doyle*	TPC Michigan – Dearborn, MI	273	-15	Playoff	\$375,000	Doug Tewell
2002	Stewart Ginn	TPC Michigan – Dearborn, MI	274	-14	1	\$375,000	Hubert Green Mike McCullough Jim Thorpe
2003	Craig Stadler	TPC Michigan – Dearborn, MI	271	-17	3	\$375,000	Tom Kite Jim Thorpe Tom Watson
2004	Mark James	TPC Michigan – Dearborn, MI	275	-13	1	\$375,000	Jose Maria Canizares
2005	Peter Jacobsen	TPC Michigan – Dearborn, MI	273	-15	1	\$375,000	Hale Irwin
2006	Bobby Wadkins	TPC Michigan – Dearborn, MI	274	-14	1	\$375,000	Jim Thorpe
2007	Loren Roberts	Baltimore CC/Five Farms (East) – Timonium, MD	267	-13	6	\$390,000	Tom Watson
2008	D.A. Weibring	Baltimore CC/Five Farms (East) – Timonium, MD	271	-9	1	\$390,000	Fred Funk
2009	Jay Haas	Baltimore CC/Five Farms (East) – Timonium, MD	267	-13	1	\$405,000	Tom Watson
2010	Mark O'Meara*	TPC Potomac at Avenel Farm – Potomac, MD	273	-7	Playoff	\$405,000	Michael Allen
2011	Fred Couples*	Westchester CC/(West) - Harrison, NY	273	-11	Playoff	\$405,000	John Cook
2012	Joe Daley	Fox Chapel Golf Club – Pittsburgh, PA	266	-14	2	\$405,000	Tom Lehman
2013	Kenny Perry	Fox Chapel Golf Club – Pittsburgh, PA	261	-19	2	\$405,000	Fred Couples Duffy Waldorf
2014	Bernhard Langer	Fox Chapel Golf Club - Pittsburgh, PA	265	-15	Playoff	\$405,000	Jeff Sluman
2015	Bernhard Langer	Belmont Country Club – Belmont, MA	265	-19	6	\$405,000	Kirk Triplett
2016	Bernhard Langer	Philadelphia Cricket Club (Wissahickon)	281	+1	1	\$420,000	Miguel Angel Jimenez Joe Durant
2017	Scott McCarron	Caves Valley Golf Club – Baltimore, MD	270	-18	1	\$420,000	Brandt Jobe Bernhard Langer
2018	Vijay Singh*	Exmoor Country Club – Highland Park, IL	268	-20	Playoff	\$420,000	Jeff Maggert
2019	Retief Goosen	Firestone Country Club – Akron, OH	274	-6	2	\$420,000	Jay Haas Tim Petrovic

*=Playoff + C=Weather-shortened

Timeline

- 1983:** Miller Barber edges Gene Littler by one stroke to win tournament inaugural at Canterbury Golf Club near Cleveland, OH.
- 1984:** Arnold Palmer defeats Peter Thomson by three strokes, earning the first of two consecutive titles in a Champions Tour event.
- 1985:** Arnold Palmer leads wire-to-wire in establishing tournament record for largest winning margin: 11 strokes; Palmer is the tournament's first successful defender.
- 1986:** Chi Chi Rodriguez captures the last of four Ford Senior Players Championships played at Canterbury Golf Club.
- 1987:** Gary Player edges Chi Chi Rodriguez and Bruce Crampton by one stroke as the event moves to Ponte Vedra Beach, FL. This was the only year the tournament was held at Sawgrass Country Club.
- 1988:** Billy Casper tops Al Geiberger by two strokes in the first of two events held on the Valley Course at TPC Sawgrass.
- 1989:** Orville Moody earns the eighth of his 11 Champions Tour titles by two strokes over Charles Coody.
- 1990:** In a one-year stay at Dearborn Country Club, Jack Nicklaus establishes tournament and Champions Tour records of 27-under-par 261.
- 1991:** Former club professional Jim Albus surprises the golf world with a three-stroke victory in the first tournament played at TPC Michigan.
- 1992:** Dave Stockton erases a five-stroke J.C. Snead lead to edge Snead and Lee Trevino by one stroke.
- 1993:** Jim Colbert edges Raymond Floyd by one stroke in the third event held at TPC Michigan.
- 1994:** 1992 champion Dave Stockton becomes the second two-time tournament winner, following Arnold Palmer (1984-85).
- 1995:** With a birdie-3 on first extra hole, J.C. Snead defeats Jack Nicklaus in the tournament's first playoff.
- 1996:** Raymond Floyd earns his first Ford Senior Players Championship title by two strokes over Hale Irwin.
- 1997:** Larry Gilbert edges four players by three strokes to capture his last of three Champions Tour titles.
- 1998:** Gil Morgan establishes the 72-hole TPC Michigan record with a 21-under-par 267 in winning the tournament by three shots.
- 1999:** Hale Irwin defeats Graham Marsh by seven strokes, matching Gil Morgan's 1998 TPC Michigan record.
- 2000:** 1996 champion Raymond Floyd becomes the third two-time winner, joining Arnold Palmer (1984-85) and Dave Stockton (1992, 1994)
- 2001:** Allen Doyle sinks a 35-foot putt on the 72nd hole, and then wins the tournament on the first extra hole when he makes par to Doug Tewell's bogey.
- 2002:** Stewart Ginn makes his first Champions Tour victory a big one when he defeats Hubert Green, Mike McCullough and Jim Thorpe by one stroke.
- 2003:** In only his fourth event as a Champions Tour player, Craig Stadler breaks a three-way tie for the lead after the third round to roll to a three-stroke win over Tom Kite, Jim Thorpe and Tom Watson.
- 2004:** England's Mark James became the first European player to win a major championship on the Champions Tour when he hung on to defeat another European, Spain's Jose Maria Canizares by one stroke.
- 2005:** Peter Jacobsen begins the final round three strokes behind Hale Irwin but rallies with a 6-under 66 to overtake five players and win his second Champions Tour major. Jacobsen's first came at the 2004 U.S. Senior Open. Jacobsen becomes the sixth winner since 1998 at TPC Michigan to shoot a 66 in the final round.
- 2006:** In the last event at TPC Michigan, Bobby Wadkins overcame a double-bogey finish on the final hole to win his first Champions Tour major championship. Loren Roberts looked to be in control heading into the back nine Sunday, but he played holes 11-14 in 5-over, eliminating himself from contention. On the 18th hole, after finding trouble in the marsh and hitting an errant bunker shot, Wadkins drained a 13-foot putt for double bogey. Thorpe missed on forcing a playoff when he three-putted for bogey, also on 18.
- 2007:** In the first year at Baltimore Country Club's Five Farms East Course, Loren Roberts took control of the tournament through 36 holes, he extended his lead to three strokes by Saturday and kept his foot on the pedal for a six-stroke win over Tom Watson, the largest since Hale Irwin's seven-stroke victory over Graham Marsh in 1999. The win went a long way toward Roberts clinching the Charles Schwab Cup, which he won after finishing as the runner-up in 2006.

Time Line

- 2008:** D.A. Weibring entered the final round a stroke behind Nick Price and found himself four behind after four holes Sunday. But Weibring rallied, shooting a 2-under 68 that was just enough to beat Fred Funk by a stroke. Playing well ahead of Weibring's group, Funk fired a 4-under 66 and just missed forcing a playoff. The victory was Weibring's first major championship title on either the PGA TOUR or Champions Tour. His previous-best major showing was a tie for second at the 2005 U.S. Senior Open. He also tied for third at the 1987 PGA Championship and the 1988 U.S. Open.
- 2009:** Jay Haas shot a blistering, 6-under 64 in the final round to come from five strokes off the pace to pass Tom Watson and win his first Constellation Energy Senior Players Championship. Haas enjoyed a bogey-free day to win in his second consecutive start. Haas also won the Greater Hickory Classic at Rock Barn two weeks earlier. Haas' win, his third Champions Tour major to go with his two Senior PGA Championship titles, made Watson a runner-up in this event for a third time. He also finished second in 2003 and 2007.
- 2010:** Mark O'Meara sank a 3-and-a-half-foot par putt on the first extra hole to defeat Michael Allen at TPC Potomac at Avenel Farm. O'Meara, who narrowly missed winning in regulation when his 30-foot birdie opportunity finished just inches short on the 72nd hole, hit two near-perfect shots in the playoff and then two-putted from 30 feet for the win. Allen made up a three-stroke deficit over the final five holes, with three birdies, but he hit his tee shot into the right rough on the playoff hole which eventually would lead to a bogey-5 and a win for O'Meara.
- 2011:** Fred Couples made a 3-foot birdie putt on the third playoff hole to defeat John Cook for his first senior major championship. Couples trailed Cook by one stroke with three holes to play in regulation, but Cook opened the door for Couples at the par-3 16th by making bogey after a poor pitch shot from short of the green. Couples was over the green on the 225-yard hole, but he managed to save par and force a tie by holing a 15-foot putt just after Cook missed his par effort from 25 feet. After both players made routine pars on the final two holes of regulation and the first playoff hole, Couples appeared to have the advantage when he hit the par-5, 18th hole in two. However, he squandered the opportunity to win by three-putting for par from 70 feet. The duo went back to the par-4 17th hole. Cook pulled his wedge shot from the fairway 18 feet left of the hole. Couples, just barely in the right rough, launched a sand wedge shot that stopped a mere 3 feet from the hole. After Cook missed his birdie putt, Couples tapped in for the victory.
- 2012:** Joe Daley, a non-exempt Champions Tour player, fired a closing-round, 2-under-par 68 to hold off a trio of former PGA TOUR major championship winners and claim his first Tour win. Buoyed by a tournament-best 24 birdies, Daley started the day tied with Mark Calcavecchia, with Fred Couples and Tom Lehman one stroke behind. Daley made key birdies on Nos. 9 and 10 to go to 14-under and led by as many as three strokes before a bogey at No. 17 gave him just a one-shot cushion over Lehman. Daley finished off his victory with a 21-foot birdie at No. 18. With his win, Daley earned a spot in the 2013 PLAYERS Championship, an event for which he had never previously been eligible. Hale Irwin matched his age for the fifth time in his career, shooting a 3-under-par 67 in the final round, and Olin Browne tied the competitive-course record with a 62 in his second round. Kenny Perry also made a hole-in-one on the 17th hole during round three.
- 2013:** Kenny Perry was rock solid down the stretch, making birdie on two of his final three holes to pull away from Fred Couples and Duffy Waldorf and win the 2013 Constellation SENIOR PLAYERS Championship. Perry's victory avenged his final-round collapse at the Senior PGA Championship a little more than a month earlier. He started the final round two strokes back but, after making birdies at Nos. 2, 4 and 7, he took the lead for good at No. 15 when Couples three-putted from eight feet for bogey and Waldorf made bogey after a wayward second shot and a poor chip. Perry then added a tap-in birdie at No. 16 and made a five-foot birdie at the par-3 17th to distance himself from both Couples and Waldorf. Overall, Perry played the final 37 holes of the championship without a bogey and in a cumulative 14-under par. Perry's 19-under 261 total tied Jack Nicklaus' numerical mark of 261 (27-under), set in 1990 at Dearborn Country Club in Michigan. World Golf Hall of Fame member Colin Montgomerie tied for ninth in his Champions Tour debut, carding a final-round 65 at Fox Chapel, while Waldorf's 6-under 29 on the front side at Fox Chapel in the final round was the best nine-hole score of the tournament.

Time Line

- 2014:** Bernhard Langer sank a 5-foot birdie putt on the second extra hole to defeat Jeff Sluman and win the Constellation SENIOR PLAYERS Championship. It was Langer's third win in a Champions Tour major championship. Langer had started the day with a three-stroke advantage over Kenny Perry. However, both Langer and Perry stumbled on the back nine allowing Sluman and Russ Cochran to get into the mix. Perry fell by the wayside with a bogey at No. 16 and after Sluman made birdie to take the lead at No. 16, Langer drained a 50-foot birdie putt on the next hole to tie Sluman. Cochran was unable to close the gap, missing chances on his final two holes. On the first extra hole, Sluman's birdie opportunity from eight feet for the win ended only an inch short. Minutes later, on the second extra hole, Langer pitched to five feet and sank his putt for the victory. Langer's win marked the first time there has been a year when winners of THE PLAYERS and the Constellation SENIOR PLAYERS have come from the same country other than the United States. Langer joined fellow German Martin Kaymer for that distinction. Bob Gilder matched his age for the first time when he finished with a final-round, 7-under-par 63.
- 2015:** Bernhard Langer opened with rounds of 65-65 at Belmont Country Club outside Boston en route to a wire-to-wire victory and successful title defense at the Constellation SENIOR PLAYERS Championship. It was Langer's fifth major title on PGA TOUR Champions as he became the first player to win back-to-back titles at the Constellation SENIOR PLAYERS Championship since Arnold Palmer in 1984-85. Langer took an eight-stroke lead to Sunday's final round and cruised to victory, carding a 3-under par 68 to win by six strokes over Kirk Triplett, who posted the day's low round, a 7-under par 64, to secure second place alone.
- 2016:** Bernhard Langer sank a 12-foot par putt on the 72nd hole to avoid a playoff with Miguel Angel Jimenez and Joe Durant to win the Constellation SENIOR PLAYERS Championship for a third-consecutive year. The win was his seventh senior major victory and second of the year, having already claimed the Regions Tradition. Langer began the final round with a three-stroke advantage, but struggled under windy conditions at the Philadelphia Cricket Club's Wissahickon Course and failed to record a birdie. His three bogeys, including one at the 17th, led to him taking a one-stroke lead to the 18th hole, where a clutch bunker save preserved the title. With his 1-over 281 total, Langer became the first player in Constellation SENIOR PLAYERS history to post a winning score over par.
- 2017:** Scott McCarron carded a final-round 66 and erased a six-shot deficit to overtake Bernhard Langer and Brandt Jobe and win the Constellation SENIOR PLAYERS Championship. The win was McCarron's first major championship on PGA TOUR Champions and his second win of the 2017 season. It also put an end to Bernhard Langer's consecutive three-year winning streak at the Constellation SENIOR PLAYERS.
- 2018:** Vijay Singh started the final round one shot behind in fourth place and went on to card a final-round 67 to earn a spot in a playoff against Jeff Maggert. Singh birdied the second playoff hole, defeating Maggert and ultimately earning his third win on PGA TOUR Champions, his first senior major championship and an exemption into the 2019 PLAYERS Championship at TPC Sawgrass.
- 2019:** The debut of the Bridgestone SENIOR PLAYERS at Firestone in 2019 was a special homecoming for many players who competed in the NEC World Series of Golf or WGC-Bridgestone Invitational throughout their careers. Two-time U.S. Open champion and newly minted World Golf Hall of Fame member Retief Goosen earned his first PGA TOUR Champions title when he birdied the final two holes to win by two strokes with a final-round 6-under-par 274.

All-Time Championship Records (1983-2019)

Best 9-Hole Score:

28 (8-under), **Joe Ozaki**, 2006 (second round, front 9), TPC Michigan

Best 18-Hole Score:

62 (8-under), **Olin Browne**, 2012

(second round), Fox Chapel GC

62 (8-under), **Fred Couples**, 2013

(second round), Fox Chapel GC

62 (9-under), **Retief Goosen**, 2019

(second round), Firestone CC

63 (9-under), **Jim Colbert**, 1995

(second round), TPC Michigan

63 (9-under), **Hubert Green**, 2002

(second round), TPC Michigan

63 (9-under), **Tom Kite**, 2003

(final round), TPC Michigan

63 (7-under), **Fred Couples**, 2012

(second round), Fox Chapel GC

63 (7-under), **Kenny Perry**, 2013 (second round), Fox Chapel GC

63 (7-under), **Bernhard Langer**, 2013 (third round), Fox Chapel GC

63 (7-under), **Kenny Perry**, 2013 (third round), Fox Chapel GC

63 (7-under), **Kenny Perry**, 2014 (second round), Fox Chapel GC

63 (7-under), **Bob Gilder**, 2014 (fourth round), Fox Chapel GC

63 (7-under), **Russ Cochran**, 2014 (fourth round), Fox Chapel GC



Fred Couples

Best 36-Hole Score (first two rounds):

128 (12-under), **Fred Couples**, 2013 (66-62), Fox Chapel GC

129 (11-under), **Fred Couples**, 2012 (66-63), Fox Chapel GC

129 (11-under), **Bernhard Langer**, 2014 (65-64), Fox Chapel GC

130 (10-under), **Joe Daley**, 2012 (66-64), Fox Chapel GC

Best Consecutive 36-Hole Score:

126 (14-under), **Kenny Perry**, 2013 (63-63, second, third rounds), Fox Chapel GC

127 (13-under), **Kenny Perry**, 2013 (63-64, third, fourth rounds), Fox Chapel GC

128 (12-under), **Fred Couples**, 2013 (66-62, first, second rounds), Fox Chapel GC

128 (16-under), **Jack Nicklaus**, 1990 (64-64, third, fourth rounds), Dearborn CC

128 (12-under), **Kenny Perry**, 2014 (63-65, second, third rounds), Fox Chapel GC

Best 54-Hole Score:

195 (15-under), **Fred Couples**, 2013 (66-62-67), Fox Chapel GC

195 (15-under), **Bernhard Langer**, 2014 (65-64-66), Fox Chapel GC

197 (19-under), **Jack Nicklaus**, 1990 (65-68-64), Dearborn CC

197 (13-under), **Kenny Perry**, 2013 (71-63-63), Fox Chapel GC

Best 72-Hole Score:

261 (27-under), **Jack Nicklaus**, 1990 (65-68-64-64), Dearborn CC

261 (19-under), **Kenny Perry**, 2013 (71-63-63-64), Fox Chapel GC

Highest Winning Score:

281 (1-over), **Bernhard Langer**, 2016 (71-68-69-73), Philadelphia CC

Best First-Round Score:

64 (8-under), **Hale Irwin**, 2002, TPC Michigan

64 (8-under), **Gil Morgan**, 2003, TPC Michigan

64 (8-under), **Graham Marsh**, 2005, TPC Michigan

64 (6-under), **Bruce Vaughan**, 2012, Fox Chapel GC

64 (6-under), **Joe Durant**, 2014, Fox Chapel GC

64 (6-under), **David Frost**, 2014, Fox Chapel GC

64 (6-under), **Doug Garwood**, 2014, Fox Chapel GC

64-(8-under), **Larry Mize**, 2017, Caves Valley GC

64-(6-under), **Steve Stricker**, 2019, Firestone CC

Best Second-Round Score:

62 (8-under), **Olin Browne**, 2012, Fox Chapel GC

62 (8-under), **Fred Couples**, 2013, Fox Chapel GC

62 (9-under), **Retief Goosen**, 2019, Firestone CC

Best Third-Round Score:

63 (7-under), **Bernhard Langer**, 2013, Fox Chapel GC

63 (7-under), **Kenny Perry**, 2013, Fox Chapel GC

63 (7-under), **Russ Cochran**, 2014, Fox Chapel GC

64 (8-under), **Orville Moody**, 1989, TPC Sawgrass (Valley)

64 (8-under), **Jack Nicklaus**, 1990, Dearborn CC

64 (8-under), **Larry Ziegler**, 1990, Dearborn CC

64 (8-under), **Bob Murphy**, 1998, TPC Michigan

64 (8-under), **Hale Irwin**, 1999, TPC Michigan

64 (8-under), **Loren Roberts**, 2006, TPC Michigan

64 (6-under), **Jeff Sluman**, 2008, Baltimore CC

64 (6-under), **Tom Watson**, 2009, Baltimore CC

64 (6-under), **Phil Blackmar**, 2009, Baltimore CC

64 (6-under), **Mark Calcavecchia**, 2012, Fox Chapel GC

64 (6-under), **Fred Funk**, 2012, Fox Chapel GC

64 (6-under), **Mark Wiebe**, 2012, Fox Chapel GC

64 (6-under), **Brad Bryant**, 2012, Fox Chapel GC

Best Final-Round Score:

63 (9-under), **Tom Kite**, 2003, TPC Michigan

63 (7-under), **Bob Gilder**, 2014, Fox Chapel GC

Double Eagle:

1994: **Babe Hiskey** (No. 13, driver/4-wood), second round, TPC Michigan

2000: **Brian Barnes** (No. 7, driver/3-wood), first round, TPC Michigan

All-Time Championship Records (1983-2019)

Holes-in-One:

1985: **Bob Erickson**, No. 11, Canterbury GC, final round
1992: **Ben Smith**, No. 12, TPC Michigan, second round
1992: **J.C. Goosie**, No. 12, TPC Michigan, final round
1992: **Bob Betley**, No. 12, TPC Michigan, final round
1995: **Tom Shaw**, No. 8, TPC Michigan, first round
1998: **Dan Wood**, No. 4, TPC Michigan, third round
2000: **John Jacobs**, No. 8, TPC Michigan, third round
2002: **Tom Wargo**, No. 4, TPC Michigan, first round
2002: **David Graham**, No. 12, TPC Michigan, final round
2006, **Larry Nelson**, No. 8, TPC Michigan, third round
2006, **Des Smyth**, No. 4, TPC Michigan, third round
2012, **Kenny Perry**, No. 17, Fox Chapel GC, third round
2016, **Willie Wood**, No. 3, Philadelphia Cricket Club, final round
2017, **Fred Funk**, No. 17, Caves Valley GC, third round
2019, Marco Dawson, No. 12, Firestone CC, fourth round
2019, Steve Stricker, No. 7, Firestone CC, first round

Low Finish by a Winner:

64 (8-under), **Jack Nicklaus**, 1990, Dearborn CC
64 (6-under), **Jay Haas**, 2009, Baltimore CC
64 (6-under), **Kenny Perry**, 2013, Fox Chapel GC

High Finish by a Winner:

73 (3-over), **Bernhard Langer**, 2016, Philadelphia Cricket Club
73 (1-over), **Raymond Floyd**, 1996, TPC Michigan
73, (1-over), **Mark James**, 2004, TPC Michigan

Low Start by a Winner:

65 (7-under), **Jack Nicklaus**, 1990, Dearborn CC
65 (5-under), **Bernhard Langer**, 2014, Fox Chapel GC
65 (6-under), **Bernhard Langer**, 2015, Belmont CC

High Start by a Winner:

72 (even-par), **Arnold Palmer**, 1984, Canterbury GC

Wire-to-Wire Winners:

Arnold Palmer, 1985, Canterbury GC
Bernhard Langer, 2015, Belmont CC

Largest Margin of Victory:

Arnold Palmer, 1985, 11 strokes, Canterbury GC

Most Victories:

3, **Bernhard Langer**, 2014-2016
2, **Arnold Palmer**, 1984 and 1985
2, **Dave Stockton**, 1992 and 1994
2, **Raymond Floyd**, 1996 and 2000

Most Second-Place Finishes:

3, **Hale Irwin**, 1996, 1998 and 2005
3, **Jim Thorpe**, 2002, 2003 and 2006
3, **Tom Watson**, 2003, 2007 and 2009
2, **Gene Littler**, 1983 and 1985
2, **Bruce Crampton**, 1986 and 1987
2, **Charles Coody**, 1989 and 1991
2, **Lee Trevino**, 1990 and 1992

Best Come-From-Behind Win:

6 strokes, **Raymond Floyd**, 2000, TPC Michigan
6 strokes, **Scott McCarron**, 2017, Caves Valley GC

Playoffs:

1995: **J.C. Snead** defeated **Jack Nicklaus** with birdie on first extra hole (TPC Michigan)
2001: **Allen Doyle** defeated **Doug Tewell** with par on first extra hole (TPC Michigan)
2010: **Mark O'Meara** defeated **Michael Allen** with par on first extra hole (TPC Potomac at Avenel Farm)
2011: **Fred Couples** defeated **John Cook** with birdie on third extra hole (Westchester CC)
2014: **Bernhard Langer** defeated **Jeff Sluman** with birdie on second extra hole (Fox Chapel GC)
2018: **Vijay Singh** defeated **Jeff Maggert** with birdie on second extra hole (Exmoor CC)

Largest First-Round Lead:

3 strokes, **Gil Morgan**, 2004, TPC Michigan

Largest Second-Round Lead:

5 strokes, **J.C. Snead**, 1992, TPC Michigan

Largest Third-Round Lead:

8 strokes, **Bernhard Langer**, 2015, Belmont CC

Best Birdie Streak:

6, **Tom Weiskopf** (Holes 2-7), 1993, TPC Michigan



Hale Irwin



Raymond Floyd

Top-50 Career Money Winners

Name	Events	Earnings
1 Bernhard Langer	12	2,002,149.33
2 Hale Irwin	21	1,584,822.51
3 Jay Haas	14	1,195,435.44
4 Loren Roberts	13	1,086,121.67
5 Tom Watson	12	1,052,733.64
6 Gil Morgan	16	1,040,867.08
7 Raymond Floyd	11	1,028,558.93
8 Kenny Perry	9	977,714.00
9 Jeff Sluman	13	873,472.04
10 Fred Funk	13	818,069.10
11 Jim Thorpe	13	816,822.63
12 Dave Stockton	14	807,164.28
13 Fred Couples	5	797,090.00
14 Mark O'Meara	12	751,290.14
15 Tom Kite	18	734,392.21
16 Allen Doyle	11	719,341.67
17 Isao Aoki	14	710,881.67

Name	Events	Earnings
18 Scott McCarron	4	708,400.00
19 D.A. Weibring	9	703,695.00
20 Dana Quigley	12	660,543.33
21 Tom Lehman	9	644,393.00
22 Brandt Jobe	4	642,600.00
23 Mike McCullough	15	615,828.38
24 Larry Nelson	16	595,122.72
25 Joe Durant	6	590,516.00
26 Michael Allen	9	583,779.00
27 Jim Colbert	15	573,491.07
28 Bruce Fleisher	13	573,187.99
29 Russ Cochran	10	562,120.75
30 Kirk Triplett	8	560,460.00
31 John Cook	10	559,991.25
32 Bobby Wadkins	13	552,990.33
33 Mark James	7	543,367.14
34 Jack Nicklaus	12	530,178.57

Name	Events	Earnings
35 José Maria Cañizares	9	525,842.86
36 J.C. Snead	15	524,933.33
37 Olin Browne	10	523,849.00
38 Miguel Angel Jiménez	4	509,600.00
39 Vijay Singh	4	495,418.00
40 Lee Trevino	14	489,706.43
41 Colin Montgomerie	7	479,100.00
42 Craig Stadler	10	476,443.72
43 Joe Daley	6	460,660.00
44 Jim Albus	15	450,425.55
45 Doug Tewell	7	448,751.66
46 Graham Marsh	12	443,474.17
47 Stewart Ginn	5	442,515.00
48 Tom Jenkins	16	426,831.58
49 Retief Goosen	1	420,000.00
50 Morris Hatalsky	13	410,893.40

Top-50 Career Stroke Averages*

Name	Average Rounds	Events
1 Fred Couples	68.76	17
2 Bernhard Langer	68.83	48
3 Kenny Perry	69.06	36
4 Brandt Jobe	69.19	16
T5 Miguel Angel Jiménez	69.38	16
T5 Scott McCarron	69.38	16
7 Tom Lehman	69.58	36
8 Colin Montgomerie	69.61	28
9 Jay Haas	69.68	56
T10 Bill Glasson	69.75	20
T10 Tim Petrovic	69.75	12
12 Fred Funk	69.86	44
13 Loren Roberts	69.98	52
T14 Steve Flesch	70.00	12
T14 Vijay Singh	70.00	15
16 Joe Durant	70.04	24
17 Raymond Floyd	70.07	44

Name	Average Rounds	Events
18 Tom Watson	70.08	48
19 Jeff Sluman	70.12	52
20 Michael Allen	70.14	36
21 Kevin Sutherland	70.15	20
22 Hale Irwin	70.20	84
T23 Bart Bryant	70.21	24
T23 Joe Ozaki	70.21	24
T25 Gil Morgan	70.22	63
T25 Kirk Triplett	70.22	32
27 D.A. Weibring	70.23	31
28 Jeff Hart	70.25	20
29 Duffy Waldorf	70.32	28
T30 Jerry Kelly	70.33	12
T30 John Riegger	70.33	12
32 Peter Senior	70.35	26
T33 Gene Sauers	70.38	24
T33 Wes Short, Jr.	70.38	24

Name	Average Rounds	Events
35 Mark James	70.39	28
36 Hubert Green	70.42	24
37 Corey Pavin	70.44	36
38 Mark O'Meara	70.45	40
39 Russ Cochran	70.47	38
40 Dana Quigley	70.48	48
41 Tom McKnight	70.50	20
42 Larry Gilbert	70.55	20
43 Andy Bean	70.57	28
T44 Joel Edwards	70.58	12
T44 Lou Graham	70.58	12
46 Isao Aoki	70.59	56
T47 Woody Austin	70.60	20
T47 John Cook	70.60	40
T49 Chien Soon Lu	70.61	28
T49 Mark Wiebe	70.61	36

* Minimum of 12 rounds

Top-10 Finishes by Player

Player	Top-10 Finishes	Year (Finish)
Hale Irwin	10	1995 (T10), 1996 (2), 1998 (2), 1999 (1), 2000 (T4), 2001 (3), 2002 (T6), 2004 (T9), 2005 (2), 2007 (T7)
Bernhard Langer	9	2008 (T7), 2009 (T5), 2010 (T9), 2011 (T6), 2013 (8), 2014 (1), 2015 (1), 2016 (1), 2017 (T2)
Bob Charles	7	1987 (T10), 1988 (T6), 1989 (T4), 1991 (T2), 1992 (7), 1993 (T5), 1996 (T6)
Raymond Floyd	7	1993 (2), 1994 (T3), 1995 (T10), 1996 (1), 1999 (T9), 2000 (1), 2001 (T6)
Gil Morgan	7	1997 (T6), 1999 (T7), 2000 (T10), 2003 (T5), 2004 (T9), 2005 (T5), 2006 (T3)
Dave Stockton	7	1992 (1), 1994 (1), 1995 (T7), 1996 (T8), 1997 (T2), 2002 (T8), 2003 (T9)
Miller Barber	6	1983 (1), 1984 (3), 1985 (T2), 1987 (T8), 1988 (T3), 1989 (T4)
Tom Kite	6	2000 (6), 2001 (T10), 2002 (T10), 2003 (T2), 2004 (T7), 2006 (T9)
Arnold Palmer	6	1983 (T5), 1984 (1), 1985 (1), 1986 (T3), 1987 (T5), 1989 (T4)
Lee Trevino	6	1990 (2), 1991 (T8), 1992 (T2), 1994 (T3), 1996 (T8), 1998 (8)
Isao Aoki	5	1993 (T5), 1994 (T3), 1995 (6), 1997 (T2), 1998 (3)
Billy Casper	5	1983 (9), 1984 (T5), 1985 (T6), 1987 (4), 1988 (1)
Don January	5	1983 (T3), 1984 (4), 1985 (T10), 1986 (T3), 1988 (T3)
Mike McCullough	5	1998 (T9), 2000 (T4), 2001 (T6), 2002 (T2), 2003 (T5)
Jack Nicklaus	5	1990 (1), 1994 (T6), 1995 (2), 1997 (T8), 1998 (6)
Chi Chi Rodriguez	5	1986 (1), 1987 (2), 1989 (T10), 1990 (T5), 1992 (4)
Jim Thorpe	5	2000 (T10), 2002 (T2), 2003 (T2), 2004 (T7), 2006 (2)
Tom Watson	5	2001 (T8), 2003 (T2), 2005 (T3), 2007 (2), 2009 (2)
Jay Haas	5	2006 (T3), 2008 (6), 2009 (1), 2014 (T6), 2019 (T2)
Kenny Perry	5	2012 (8), 2013 (1), 2014 (4), 2018 (T6), 2019 (T7)
Jose M. Canizares	4	1998 (7), 1999 (T5), 2000 (T7), 2004 (2)
Jim Colbert	4	1991 (T8), 1993 (1), 1995 (T3), 1998 (T4)
Charles Coody	4	1988 (T10), 1989 (2), 1990 (T3),

Player	Top-10 Finishes	Year (Finish)
Al Geiberger	4	1991 (T2), 1988 (2), 1989 (T4), 1993 (3), 1995 (T10)
Joe Durant	4	2014 (T6), 2015 (T3), 2016 (T2), 2017 (T6)
Fred Funk	4	2007 (T5), 2008 (2), 2009 (T7), 2017 (T6)
Harold Henning	4	1989 (9), 1990 (T8), 1992 (T9), 1994 (T6)
Larry Nelson	4	1999 (4), 2000 (T2), 2002 (T8), 2005 (T5)
Mark O'Meara	4	2009 (T9), 2010 (1), 2011 (5), 2014 (T6)
Loren Roberts	4	2006 (T3), 2007 (1), 2009 (T3), 2010 (3)
Jeff Sluman	4	2008 (T3), 2010 (4), 2011 (T6), 2014 (2)
Peter Thomson	4	1983 (T7), 1984 (2), 1985 (T6), 1986 (T10)
Jim Albus	3	1991 (1), 1994 (2), 2001 (T10)
Michael Allen	3	2010 (2), 2012 (T9), 2013 (T4)
Russ Cochran	3	2010 (T5), 2014 (3), 2015 (T3)
John Cook	3	2008 (T7), 2009 (T5), 2011 (2)
Fred Couples	3	2011 (1), 2012 (T4), 2013 (T2)
Bruce Crampton	3	1986 (2), 1987 (2), 1988 (T6)
Jim Dent	3	1990 (T3), 1993 (T8), 1994 (T6)
Ed Dougherty	3	2001 (T4), 2002 (T6), 2003 (T9)
Dale Douglass	3	1986 (T10), 1991 (T8), 1992 (T9)
Allen Doyle	3	2001 (1), 2004 (T9), 2005 (T5)
Jim Ferree	3	1983 (T5), 1984 (T5), 1993 (T5)
Bruce Fleisher	3	1999 (T7), 2001 (T4), 2004 (3)
Larry Gilbert	3	1993 (T3), 1996 (T8), 1997 (1)
Bill Glasson	3	2012 (T6), 2013 (T9), 2014 (T6)
Hubert Green	3	1997 (T10), 1999 (T5), 2002 (T2)
Gene Littler	3	1983 (2), 1985 (T2), 1986 (T10)
Scott McCarron	3	2017 (1), 2018 (T4), 2019 (T7)
Jerry McGee	3	1994 (10), 1995 (T3), 1996 (T4)
Colin Mont.	3	2013 (T9), 2015 (T3), 2017 (T6)
Orville Moody	3	1988 (T8), 1989 (1), 1990 (T8)
Bob Murphy	3	1994 (10), 1995 (T7), 1998 (T4)
Charles Owens	3	1985 (T2), 1986 (T6), 1987 (T5)
Gary Player	3	1987 (1), 1988 (T3), 1989 (3)
Dana Quigley	3	2000 (T2), 2004 (T5), 2005 (T5)
Charlie Sifford	3	1984 (T7), 1985 (T10), 1986 (T10)
Jay Sigel	3	1994 (9), 1997 (T10), 2001 (T8)
J.C. Snead	3	1992 (T2), 1995 (1), 1998 (T9)
Kirk Triplett	3	2012 (T6), 2016 (T7), 2017 (T9)
D.A. Weibring	3	2005 (T5), 2007 (T5), 2008 (1)
Tom Weiskopf	3	1993 (10), 1994 (T10), 1995 (T10)
Walt Zembriski	3	1987 (T8), 1989 (T10), 1995 (T10)
Fuzzy Zoeller	3	2002 (T10), 2006 (T9), 2007 (T7)
M. A. Jimenez	3	2016 (T2), 2017 (4), 2018 (T10)

Top-10 Finishes by Player (cont.)

Player	Top-10 Finishes	Year (Finish)
Brandt Jobe	3	2016 (4), 2017 (T2), 2018 (3)
Tommy Armour III	2	2011 (T6), 2017 (T9)
Bart Bryant	2	2016 (T7), 2018 (T6)
Don Bies	2	1991 (T5), 1995 (T7)
Gay Brewer	2	1983 (T7), 1986 (T6)
Olin Browne	2	2012 (3), 2016 (6)
Brad Bryant	2	2006 (T7), 2008 (T7),
Mark Calcavecchia	2	2012 (T4), 2013 (T9)
Lee Elder	2	1985 (T2), 1986 (T3)
Steve Flesch	2	2017 (5), 2019 (10)
Lou Graham	2	1988 (T8), 1989 (T4)
Jeff Hart	2	2013 (T6), 2015 (T7)
Dave Hill	2	1990 (T5), 1991 (T2)
John Huston	2	2011 (T6), 2013 (T4)
John Jacobs	2	1997 (T6), 1999 (3)
Tom Jenkins	2	2000 (T7), 2003 (T5)
Jack Kiefer	2	1996 (T4), 1997 (T2)
Tom Lehman	2	2011 (4), 2012 (2)
Graham Marsh	2	1997 (T8), 1999 (2)
Don Massengale	2	1987 (T10), 1989 (T10)
Gary McCord	2	2004 (T5), 2005 (T5)
Mark McNulty	2	2004 (T9), 2014 (5)
Larry Mowry	2	1988 (T10), 1990 (T8)
Corey Pavin	2	2013 (T9), 2014 (T6)
Nick Price	2	2008 (T3), 2009 (T9)
Tom Purtzer	2	2003 (T5), 2006 (T7)
Mike Reid	2	2009 (T9), 2010 (7)
Eduardo Romero	2	2007 (T7), 2008 (T7)
Peter Senior	2	2011(3), 2013 (T9))
Kevin Sutherland	2	2015 (T10), 2017 (T9)
Doug Tewell	2	2001 (2), 2002 (5)
Rocky Thompson	2	1993 (4), 1996 (T8)
Mark Wiebe	2	2007 (T7), 2009 (T3)
Kermit Zarley	2	1998 (T9), 1999 (T9)
Duffy Waldorf	2	2013 (T2), 2018 (T6)
Tommy Aaron	1	1992 (T5)
Stephen Ames	1	2017 (T9)
Woody Austin	1	2019 (T7)
Billy Andrade	1	2015 (T7)
Tommy Aycock	1	1992 (8)
Hugh Baiocchi	1	1997 (T10)
Butch Baird	1	1989 (T10)
Brian Barnes	1	1996 (3)
Frank Beard	1	1990 (7)
Chip Beck	1	2011 (T6)
Phil Blackmar	1	2009 (T7)
Jay Don Blake	1	2016 (T9)
John Bland	1	1997 (T10)
Mark Brooks	1	2016 (T9)
John Paul Cain	1	1991 (T5)
Bill Collins	1	1984 (10)
Ben Crenshaw	1	2008 (T3)
Joe Daley	1	2012 (1)

Player	Top-10 Finishes	Year (Finish)
Marco Dawson	1	2015 (T7)
Bob Dickson	1	1997 (T2)
Terry Dill	1	1991 (T5)
Bob Eastwood	1	1999 (T9)
David Edwards	1	2007 (T5)
Keith Fergus	1	2007 (T7)
Jack Fleck	1	1985 (T6)
Fred Funk	1	2012 (T9)
Rod Funseth	1	1984 (T7)
Gibby Gilbert	1	1996 (T6)
Stewart Ginn	1	2002 (1)
Retief Goosen	1	2019 (1)
David Graham	1	1997 (T10)
Paul Harney	1	1983 (T3)
Morris Hatafsky	1	2013 (T6)
Mike Hill	1	1991 (T8)
Simon Hobday	1	1992 (T5)
Scott Hoch	1	2007 (T7)
Peter Jacobsen	1	2005 (1)
Mark James	1	2004 (1)
Lee Janzen	1	2015 (6)
Howie Johnson	1	1986 (T6)
Kent Jones	1	2019 (T4)
Bruce Lietzke	1	2004 (4)
Tom McKnight	1	2005 (T5)
Joe Ozaki	1	2010 (T5)
Scott Parel	1	2019 (T4)
Jesse Patino	1	2000 (9)
Calvin Peete	1	1996 (T8)
Tim Petrovic	1	2019 (T2)
Jim Rutledge	1	2010 (8)
Doug Sanders	1	1987 (T5)
Gene Sauers	1	2017 (T9)
Wes Short Jr.	1	2016 (5)
Dan Sikes	1	1984 (T7)
Scott Simpson	1	2007 (T3)
Tim Simpson	1	2009 (T9)
Joey Sindelar	1	2010 (T9)
Jeff Sluman	1	2016 (T9)
Ben Smith	1	1995 (T3)
Des Smyth	1	2006 (T3)
Craig Stadler	1	2003 (1)
Steve Stricker	1	2019 (6)
Hal Sutton	1	2011 (T6)
Jerry Kelly	1	2018 (T4)
Bob Toski	1	1986 (9)
Bobby Wadkins	1	2006 (1)
Art Wall	1	1985 (T6)
Bobby Walzel	1	2001 (T10)
Tom Wargo	1	1994 (T10)
Guy Wolstenholme	1	1983 (10)
Willie Wood	1	2015 (T10)

From Bridgestone SENIOR PLAYERS to THE PLAYERS

Ever since **Bobby Wadkins** won in 2006, the winner of the Bridgestone SENIOR PLAYERS Championship has earned an exemption into the subsequent year's PLAYERS Championship. The exemption has been used eleven times, and **Mark O'Meara** is the only player of this group that has made the cut.

Year	Player	Scores (Finish)
2020	Retief Goosen	(CNL)*
2019	Vijay Singh	73-76 (MC)
2018	Scott McCarron	79-73 (MC)
2017	Bernhard Langer	71-78 (MC)
2016	Bernhard Langer	72-72 (MC)
2015	Bernhard Langer	73-73 (MC)
2014	Kenny Perry	77-70 (MC)
2013	Joe Daley	78-77 (MC)
2012	Fred Couples	DNP
2011	Mark O'Meara	66-74-79-77 (74th)
2010	Jay Haas	71-73 (MC)
2009	D.A. Weibring	WD
2008	Loren Roberts	DNP
2007	Bobby Wadkins	77-75 (MC)

* Due to the Coronavirus Pandemic, the 2020 PLAYERS Championship was cancelled.

Four PGA TOUR Champions players in the field this week have won THE PLAYERS Championship:

Year	Player	Score (Finish)	Runner Up
2006	Stephen Ames	274 / -14	Retief Goosen
2005	Fred Funk	279 / -9	Luke Donald Tom Lehman Scott Verplank
1996	Fred Couples	270 / -18	Colin Montgomerie Tommy Tolles
1995	Lee Janzen	283 / -5	Bernhard Langer
1984	Fred Couples	277 / -11	Lee Trevino

2020 Bridgestone Senior Players Championship Field

Ames, Stephen
Andrade, Billy
Armour III, Tommy
Austin, Woody
Barron, Doug
Broadhurst, Paul
Brooks, Mark
Browne, Olin
Byrum, Tom
Cabrera, Ángel
Calcavecchia, Mark
Clarke, Darren
Cochran, Russ
Couples, Fred
Daly, John
Dawson, Marco
Day, Glen
DiMarco, Chris
Duke, Ken
Dunlap, Scott
Durant, Joe
Els, Ernie
Estes, Bob
Faxon, Brad
Flesch, Steve
Forsman, Dan
Franco, Carlos
Frost, David
Funk, Fred
Gillis, Tom
Goosen, Retief
Goydos, Paul
Haas, Jay

Hart, Dudley
Herron, Tim
Hoch, Scott
Huston, John
Janzen, Lee
Jiménez, Miguel Angel
Jobe, Brandt
Jones, Kent
Karlsson, Robert
Kelly, Jerry
Langer, Bernhard
Leaney, Stephen
Lehman, Tom
Lickliter II, Frank
Maggert, Jeff
Mayfair, Billy
Blaine McCallister
McCarron, Scott
McKenzie, David
Mediate, Rocco
Mize, Larry
Montgomerie, Colin
O'Meara, Mark
Pampling, Rod
Parel, Scott
Parnevik, Jesper
Pate, Steve
Pernice Jr., Tom
Perry, Kenny
Petrovic, Tim
Pride, Dicky+
Quigley, Brett
Roberts, Loren

Sauers, Gene
Short, Jr., Wes
Sindelar, Joey
Singh, Vijay
Sluman, Jeff
Stricker, Steve
Sutherland, Kevin
Tanigawa, Ken
Toledo, Esteban
Toms, David
Triplett, Kirk
Waldorf, Duffy
Weir, Mike
Willie Wood

81 Players in Field

Alternates

Eger, David
Bradley, Michael
Hallberg, Gary
Eaks, R.W.
Beckman, Cameron
Gamez, Robert
Hulbert, Mike
Schulz, Ted
Stankowski, Paul
Peoples, David
Mattiace, Len

Subject to change.

* - Open Qualifier /

+ - Sponsor Exemption

Individual Championship Player Records



Bernhard Langer is a three-time champion of the Bridgestone SENIOR PLAYERS, earning victories in three consecutive years (2014, '15 and '16).

Individual Championship Player Records

Aaron, Tommy (73.42)

Year	1st	2nd	3rd	4th	Total	Finish	Money
1987	77	74	76	73	300	T45	\$1,625.00
1988	72	78	72	77	299	T54	500.00
1990	73	71	69	72	285	T33	7,000.00
1991	74	73	71	79	297	T52	1,666.67
1992	66	73	70	71	280	T5	44,000.00
1993	69	77	74	74	294	T33	7,740.00
1994	71	71	77	72	291	T32	9,660.00
1995	74	72	67	69	282	T23	14,378.57
1996	71	70	72	74	287	T24	14,025.00
1997	80	79	77	75	311	T76	1,044.00
1998	73	76	75	78	302	T73	1,360.00
1999	71	70	75	73	289	T48	6,200.00
2000	76	70	80	75	301	T69	2,024.00
TOTAL							\$111,223.24

Acton, Rick (75.08)

Year	1st	2nd	3rd	4th	Total	Finish	Money
1996	72	73	73	72	290	T33	8,887.50
1997	77	77	85	71	310	T75	1,116.00
1998	78	74	72	77	301	T70	1,640.00
TOTAL							\$11,643.50

Adams, Buck (73.75)

Year	1st	2nd	3rd	4th	Total	Finish	Money
1984					295	T30	1,800.00
TOTAL							\$1,800.00

Adams, Mitch (70.50)

Year	1st	2nd	3rd	4th	Total	Finish	Money
2007	70	73	69	70	282	T31	17,550.00
TOTAL							\$17,550.00

Adcock, Mitch (73.13)

Year	1st	2nd	3rd	4th	Total	Finish	Money
2007	71	70	70	70	281	T25	23,183.34
2008	78	74	76	76	304	T77	1,404.00
TOTAL							\$24,587.34

Ahern, Jim (73.16)

Year	1st	2nd	3rd	4th	Total	Finish	Money
2000	72	76	77	73	298	T64	2,875.00
2001	74	73	68	75	290	T28	20,750.00
2002	75	71	69	73	288	T33	15,107.14
2003	69	80	78	76	303	T71	1,975.00
2004	72	65	69	83	289	T39	12,000.00
2005	67	71	75	76	289	T53	5,625.00
2006	72	73	73	74	292	T65	3,125.00
2007	72	72	74	74	292	T67	2,464.80
TOTAL							\$63,921.94

Albus, Jim (72.17)

Year	1st	2nd	3rd	4th	Total	Finish	Money
1991	66	74	69	70	279	T1	150,000.00
1992	70	71	71	75	287	T18	11,922.22
1993	66	73	77	72	288	T15	21,000.00
1994	67	69	72	69	277	T2	123,200.00
1995	75	69	69	71	284	T35	9,225.00
1996	76	73	73	72	294	T54	3,450.00
1997	72	71	73	76	292	T48	6,300.00
1998	68	69	78	72	287	T24	18,700.00
1999	69	74	73	70	286	T37	10,200.00
2000	73	78	72	74	297	T60	3,795.00
2001	72	70	72	68	282	T10	60,000.00
2002	77	72	69	69	287	T30	18,833.33
2003	74	72	76	73	295	T48	7,750.00
2004	76	74	70	75	295	T58	4,500.00
2005	74	77	74	75	300	T75	1,550.00
TOTAL							\$450,425.55

Allem, Fulton (71.50)

Year	1st	2nd	3rd	4th	Total	Finish	Money
2008	69	70	70	70	279	T18	36,660.00
2009	69	70	69	76	284	T41	12,960.00
2010	75	71	74	75	295	T57	5,130.00
TOTAL							\$54,750.00

Allen, Michael (70.14)

Year	1st	2nd	3rd	4th	Total	Finish	Money
2010	68	67	72	66	273	T2	\$237,600.00
2011	67	73	71	70	281	T17	37,035.00
2012	66	68	70	69	273	T9	72,900.00
2013	67	68	68	65	268	T4	144,450.00
2014	68	64	69	71	272	T15	43,200.00
2015	73	66	71	71	281	T26	24,570.00
2016	72	74	73	79	298	T69	2,464.00
2017	69	74	73	68	284	T35	15,820.00
2019	75	80	70	70	295	T57	5,740.00
TOTAL							\$583,779.00

Allin, Bud (74.25)

Year	1st	2nd	3rd	4th	Total	Finish	Money
1995	75	78	75	78	306	T74	990.00
1996	80	77	69	73	299	T69	1,320.00
1997	74	74	70	75	293	T49	5,580.00
1998	73	77	69	73	292	T45	7,400.00
1999	71	84	71	69	295	T64	2,500.00
TOTAL							\$17,790.00

Amano, Masaru (73.25)

Year	1st	2nd	3rd	4th	Total	Finish	Money
1996	77	71	75	73	296	T61	2,400.00
1997	75	71	71	73	290	T42	7,920.00
TOTAL							\$10,320.00

Ames, Stephen (70.83)

Year	1st	2nd	3rd	4th	Total	Finish	Money
2017	71	70	70	67	278	T9	\$67,200.00
2018	69	75	68	69	281	T32	16,341.82
2019	76	71	70	74	291	T39	13,160.00
TOTAL							\$96,701.82

Andrade, Billy (70.83)

Year	1st	2nd	3rd	4th	Total	Finish	Money
2014	67	71	66	72	276	T33	\$18,225.00
2015	70	71	66	69	276	T7	86,400.00
2016	70	72	73	76	291	T25	22,400.00
2017	72	73	73	68	286	T46	10,080.00
2018	72	71	72	72	287	T59	5,180.00
2019	73	69	71	71	284	T18	38,290.00
TOTAL							\$180,575.00

Aoki, Isao (70.59)

Year	1st	2nd	3rd	4th	Total	Finish	Money
1993	71	69	71	72	283	T5	49,600.00
1994	67	70	73	68	278	T3	84,000.00
1995	71	68	68	70	277	T6	60,000.00
1996	72	75	74	67	288	T30	11,300.00
1997	70	68	71	68	277	T2	120,600.00
1998	71	69	66	69	275	T3	144,000.00
1999	71	67	70	73	281	T14	34,000.00
2000	74	69	71	70	284	T18	29,631.67
2001	69	69	73	75	286	T17	37,583.33
2002	74	73	70	67	284	T21	31,000.00
2003	72	72	73	67	284	T12	50,833.34
2004	68	71	72	76	287	T28	19,375.00

Individual Championship Player Records (cont.)

2005	66	69	73	73	281	T18	32,208.33
2006	69	72	74	73	288	52	6,750.00
TOTAL							\$710,881.67

Archer, George (72.23)

Year	1st	2nd	3rd	4th	Total	Finish	Money
1990	71	71	65	72	279	T14	17,500.00
1991	72	73	70	71	286	T13	18,500.00
1992	72	73	70	72	287	T18	11,922.22
1993	71	75	71	72	289	T17	18,040.00
1994	68	73	76	70	287	T22	15,446.67
1995	73	67	75	68	283	T30	10,830.00
1997	74	70	66	74	284	T19	21,291.43
1998	70	74	75	74	293	T50	5,600.00
1999	68	74	72	71	285	T33	12,900.00
2000	75	78	74	74	301	T69	2,024.00
2001	77	73	70	73	293	T38	13,500.00
2002	79	77	73	71	300	T73	1,700.00
TOTAL							\$149,254.32

Armour III, Tommy (71.23)

Year	1st	2nd	3rd	4th	Total	Finish	Money
2010	73	73	75	74	295	T57	\$5,130.00
2011	68	72	67	70	277	T6	83,700.00
2012	74	67	74	77	292	T68	2,538.00
2014	66	70	66	73	275	T28	21,384.00
2015	72	70			142	W/D	
2016	71	73	73	77	294	T49	8,120.00
2017	70	71	70	67	278	T9	67,200.00
2018	73	71	72	65	281	T32	16,341.82
2019	74				74	W/D	
TOTAL							\$204,413.82

Austin, Mike (76.00)

Year	1st	2nd	3rd	4th	Total	Finish	Money
1984					308	47	1,100.00
1985	73	75	81	75	304	T42	1,187.50
TOTAL							\$2,287.50

Austin, Woody (70.60)

Year	1st	2nd	3rd	4th	Total	Finish	Money
2015	71	67	72	71	281	T26	\$24,570.00
2016	71	70	71	79	291	T25	22,400.00
2017	77	67	69	73	286	T46	10,080.00
2018	69	67	69	69	274	T13	56,000.00
2019	71	71	70	68	280	T7	89,600.00
TOTAL							\$202,650.00

Aycock, Tommy (73.33)

Year	1st	2nd	3rd	4th	Total	Finish	Money
1992	75	69	73	65	282	T8	32,000.00
1993	78	78	76	71	303	T62	1,860.00
1994	73	72	80	70	295	T48	4,620.00
TOTAL							\$38,480.00

Baiocchi, Hugh (71.83)

Year	1st	2nd	3rd	4th	Total	Finish	Money
1997	74	68	67	72	281	T10	39,960.00
1998	71	70	71	72	284	T15	35,000.00
1999	69	73	68	71	281	T14	34,000.00
2000	65	69	75	76	285	T24	22,482.50
2001	71	67	74	72	284	T14	46,250.00
2002	71	73	71	73	288	T33	15,107.14
2003	70	76	73	75	294	47	9,250.00
2004	71	67	74	75	287	T28	19,375.00
2005	74	75	74	75	298	T72	1,825.00
2007	73	74	72	72	291	T64	3,380.00
TOTAL							\$226,629.64

Baird, Butch (73.21)

Year	1st	2nd	3rd	4th	Total	Finish	Money
1987	71	69	74	72	286	T10	9,633.33
1988	74	76	72	71	293	T32	2,775.00
1989	67	68	74	72	281	T10	16,200.00
1990	72	73	71	69	285	T33	7,000.00
1991	75	74	73	71	293	T39	5,100.00
1992	69	76	70	76	291	T36	5,733.33
1993	79	80	73	71	303	T62	1,860.00
1994	75	71	75	71	292	T35	8,225.00
1995	75	67	70	78	290	T46	5,550.00
1996	76	73	73	77	299	T69	1,320.00
1997	74	74	71	78	297	T60	2,880.00
1998	71	73	76	77	297	T62	2,800.00
1999	69	72	81	78	300	T71	1,580.00
TOTAL							\$70,656.66

Balding, Al (77.18)

Year	1st	2nd	3rd	4th	Total	Finish	Money
1983					309	43	1,050.00
1984					300	36	1,500.00
1985	73	72	77	78	300	T34	1,550.00
1986	74	75	71		220	T24	3,375.00
1987	84	80	87	78	329	71	500.00
TOTAL							\$7,975.00

Barber, James (74.67)

Year	1st	2nd	3rd	4th	Total	Finish	Money
1985	74	80	74	69	297	T30	1,775.00
1987	72	76	72	77	297	T33	2,625.00
1988	73	72	78	79	302	T62	500.00
TOTAL							\$4,900.00

Barber, Jerry (75.37)

Year	1st	2nd	3rd	4th	Total	Finish	Money
1983					294	T15	4,150.00
1984					292	T19	3,150.00
1985	75	73	77	77	302	T38	1,350.00
1986	74	80	74		228	T44	1,200.00
1987	72	75	75	77	299	T41	1,925.00
1988	74	72	77	75	298	T46	1,206.25
1989	69	82	73	77	301	T68	1,000.00
1990	74	74	74	80	302	74	1,000.00
1991	79	75	71	80	305	T71	1,000.00
TOTAL							\$15,981.25

Barber, Miller (72.93)

Year	1st	2nd	3rd	4th	Total	Finish	Money
1983					278	1	40,000.00
1984					281	3	19,000.00
1985	71	69	71	74	285	T2	17,475.00
1986	74	70	75		219	T23	3,600.00
1987	68	75	71	71	285	T8	12,000.00
1988	73	68	68	72	281	T3	24,200.00
1989	68	68	73	69	278	T4	29,600.00
1990	69	67	71	76	283	T26	9,016.66
1991	76	67	73	70	286	T13	18,500.00
1992	74	69	78	71	292	T39	4,900.00
1993	75	75	74	77	301	T56	2,520.00
1994	74	74	86	73	307	74	924.00
1995	77	69	79	71	296	T62	2,325.00
1996	76	72	70	74	292	T44	5,850.00
1997	78	74	74	73	299	67	1,980.00
1998	78	74	77	78	307	76	1,160.00
TOTAL							\$193,050.66

Bardha, Agim (73.88)

Year	1st	2nd	3rd	4th	Total	Finish	Money
1989	74	73	74	74	295	T52	1,287.50
1991	75	79	69	73	296	T49	3,233.34
TOTAL							\$4,520.84

Individual Championship Player Records (cont.)

Barnes, Brian (70.94)

Year	1st	2nd	3rd	4th	Total	Finish	Money
1996	74	70	67	69	280	3	108,000.00
1997	71	74			145	W/D	0.00
1998	74	72	72	71	289	T39	10,400.00
1999	68	73	68	72	281	T14	34,000.00
2000	68	69	78	67	282	T12	45,425.00
TOTAL							\$197,825.00

Barr, Dave (73.06)

Year	1st	2nd	3rd	4th	Total	Finish	Money
2003	74	72	72	68	286	T15	41,250.00
2004	76	74	73	78	301	T71	1,900.00
2005	75	68	73	77	293	T64	3,375.00
2006	74	71	73	71	289	T53	6,000.00
TOTAL							\$52,525.00

Bassett, Richard (75.25)

Year	1st	2nd	3rd	4th	Total	Finish	Money
1994	70	75	85	71	301	T65	1,680.00
TOTAL							\$1,680.00

Bayer, George (77.00)

Year	1st	2nd	3rd	4th	Total	Finish	Money
1983					305	38	1,300.00
1984					293	T23	2,450.00
1986	77	74	75		226	41	1,575.00
1987	80	78	77	73	308	T62	500.00
1988	76	72	81	84	313	66	500.00
TOTAL							\$6,325.00

Beallo, Ray (74.00)

Year	1st	2nd	3rd	4th	Total	Finish	Money
1989	73	73	71	79	296	T56	1,000.00
1990	72	71	77	76	296	T66	1,000.00
TOTAL							\$2,000.00

Bean, Andy (70.57)

Year	1st	2nd	3rd	4th	Total	Finish	Money
2004	72	71	74	68	285	T18	34,150.00
2005	68	72	73	70	283	T27	21,750.00
2006	71	67	74	69	281	T22	23,525.00
2007	69	71	68	70	278	T13	48,100.00
2008	68	69	71	68	276	T11	59,800.00
2009	69	73	65	71	278	T15	40,770.00
2012	74	71	73	77	295	T74	1,728.00
TOTAL							\$229,823.00

Beard, Frank (73.15)

Year	1st	2nd	3rd	4th	Total	Finish	Money
1989	73	77	71	71	292	T44	3,000.00
1990	67	70	67	71	275	7	36,000.00
1991	70	71	73	74	288	T20	13,200.00
1992	74	74	75	76	299	T56	2,050.00
1993	73	80	75	81	309	T71	948.00
TOTAL							\$55,198.00

Beck, Chip (70.89)

Year	1st	2nd	3rd	4th	Total	Finish	Money
2007	68	71	73	66	278	T13	48,100.00
2008	71	71	75	69	286	T47	8,580.00
2009	72	71	68	72	283	T37	14,580.00
2010	78	73	69	74	294	T52	6,534.00
2011	73	70	69	65	277	T6	83,700.00
2012	71	71	71	75	288	T62	4,050.00
2013	68	72	69	70	279	T34	17,415.00
TOTAL							\$182,959.00

Beman, Deane (74.75)

Year	1st	2nd	3rd	4th	Total	Finish	Money
1995	70	71	78	80	299	68	1,500.00
TOTAL							\$1,500.00

Besselink, Al (76.75)

Year	1st	2nd	3rd	4th	Total	Finish	Money
1983					301	T33	1,425.00
1984					309	48	1,080.00
1985	80	71	80	76	307	T48	1,070.00
TOTAL							\$3,575.00

Betley, Bob (72.95)

Year	1st	2nd	3rd	4th	Total	Finish	Money
1991	78	73	70	72	293	T39	5,100.00
1992	73	72	73	72	290	T33	6,600.00
1993	73	74	70	72	289	T17	18,040.00
1996	70	72	71	72	285	T16	21,278.57
1997	73	72	75	82	302	T69	1,584.00
TOTAL							\$52,602.57

Bies, Don (71.85)

Year	1st	2nd	3rd	4th	Total	Finish	Money
1988	75	74	68	69	286	T13	8,000.00
1989	73	75	66	68	282	14	13,600.00
1990	71	70	72	70	283	T26	9,016.67
1991	68	75	66	74	283	T5	41,333.33
1992	72	69	70	74	285	T12	19,750.00
1993	76	72	72	74	294	T33	7,740.00
1994	74	71	75	79	299	T60	2,380.00
1995	74	71	68	65	278	T7	48,000.00
1996	74	71	71	72	288	T30	11,300.00
1997	74	74	74	74	296	T56	3,690.00
TOTAL							\$164,810.00

Black, Ronnie (71.33)

Year	1st	2nd	3rd	4th	Total	Finish	Money
2008	71	70	66	76	283	T39	13,520.00
2009	72	68	67	73	280	T24	24,685.71
2010	78	70	73	72	293	T47	8,910.00
TOTAL							\$47,115.71

Blackmar, Phil (71.00)

Year	1st	2nd	3rd	4th	Total	Finish	Money
2008	65	73	75	73	286	T47	8,580.00
2009	71	70	64	70	275	T7	91,800.00
2010	73	74	75	70	292	T43	11,340.00
2011	71	68	71	72	282	T23	27,054.00
2012	72	73	68	72	285	T53	6,210.00
TOTAL							\$144,984.00

Blake, Jay Don (70.89)

Year	1st	2nd	3rd	4th	Total	Finish	Money
2009	70	70	70	68	278	T15	40,770.00
2010	71	68	78	72	289	T33	17,010.00
2011	69	73	68	69	279	T13	52,650.00
2012	69	65	73	70	277	T20	29,396.25
2013	73	67	73	67	280	T36	15,795.00
2015	72	71	75	69	287	T54	6,210.00
2016	68	72	71	76	287	T9	72,800.00
2017	71	69	70	71	281	T23	29,400.00
2018	71	71	72	80	294	74	1,848.00
TOTAL							\$265,879.25

Blancas, Homero (73.81)

Year	1st	2nd	3rd	4th	Total	Finish	Money
1989	71	68	71	75	285	T22	7,800.00
1990	71	68	75	69	283	T26	9,016.67
1991	74	76	73	79	302	65	1,000.00
1992	76	81	77	76	310	77	540.00
1993	74	72	74	77	297	T40	5,760.00
1994	76	69	80	78	303	T69	1,232.00
1995	71	72	69	76	288	T43	6,450.00
1996	73	72	73	76	294	T54	3,450.00
TOTAL							\$35,248.67

Individual Championship Player Records (cont.)

Bland, John (72.06)

Year	1st	2nd	3rd	4th	Total	Finish	Money
1996	68	69	78	70	285	T16	21,278.57
1997	68	70	69	74	281	T10	39,960.00
1998	75	71	71	75	292	T45	7,400.00
1999	68	70	73	72	283	T22	20,114.28
2000	71	73	72	70	286	T28	19,550.00
2001	73	74	73	76	296	T45	9,250.00
2003	74	75	71	68	288	T23	24,500.00
2004	71	72	70	78	291	T46	8,750.00
2005	72	74	74	72	292	T62	3,875.00
TOTAL							\$154,677.85

Boldt, Bob (73.38)

Year	1st	2nd	3rd	4th	Total	Finish	Money
1988	71	77	74	76	298	T46	1,206.25
1989	75	68	79	75	297	T59	1,000.00
1990	73	69	70	75	287	T43	4,200.00
1991	75	76	73	68	292	T34	6,120.00
TOTAL							\$12,526.25

Borek, Gene (74.63)

Year	1st	2nd	3rd	4th	Total	Finish	Money
1987	74	77	74	74	299	T41	1,925.00
1988	76	77	75	70	298	T46	1,206.25
TOTAL							\$3,131.25

Boros, Guy (73.25)

Year	1st	2nd	3rd	4th	Total	Finish	Money
2015	67	70	69	79	285	T39	12,420.00
2016	77	76	75	73	301	T76	1,568.00
TOTAL							\$13,988.00

Boros, Julius (77.25)

Year	1st	2nd	3rd	4th	Total	Finish	Money
1983					298	T24	2,300.00
1985	78	75	76	74	303	41	1,250.00
1989	74	81	80	80	315	72	1,000.00
TOTAL							\$4,550.00

Botts, Rafe (76.19)

Year	1st	2nd	3rd	4th	Total	Finish	Money
1987	76	82	75	76	309	67	500.00
1988	71	80	78	78	307	T64	500.00
1989	74	78	72	76	300	T65	1,000.00
1990	78	73	74	78	303	75	1,000.00
TOTAL							\$3,000.00

Bradley, Michael (71.00)

Year	1st	2nd	3rd	4th	Total	Finish	Money
2017	71	68	74	71	284	T35	\$15,820.00
2018	76	68	75	67	286	T57	5,740.00
2019	77	68	67	70	282	T11	64,400.00
TOTAL							\$85,960.00

Brask, Bill (73.50)

Year	1st	2nd	3rd	4th	Total	Finish	Money
2000	70	73	72	77	292	T41	9,890.00
2001	72	78	74	72	296	T45	9,250.00
TOTAL							\$19,140.00

Brehaut, Jeff (68.75)

Year	1st	2nd	3rd	4th	Total	Finish	Money
2014	70	68	67	70	275	T28	21,384.00
TOTAL							\$21,384.00

Brewer, Gay (73.09)

Year	1st	2nd	3rd	4th	Total	Finish	Money
1983					286	T7	8,000.00
1984					293	T23	2,450.00
1985	73	74	71	74	292	T16	3,566.67
1986	68	71	72		211	T6	10,500.00
1987	68	74	71	74	287	13	8,200.00
1988	74	71	75	78	298	T46	1,206.25
1989	71	73	69	70	283	T15	11,600.00
1990	69	75	74	74	292	T58	1,000.00
1991	68	73	73	73	287	T17	15,200.00
1992	73	73	74	76	296	T50	2,900.00
1993	72	74	75	76	297	T40	5,760.00
1994	75	73	81	72	301	T65	1,680.00
1995	76	71	74	72	293	T55	3,300.00
1996	77	69	75	77	298	T67	1,575.00
TOTAL							\$76,937.92

Broadhurst, Paul (70.83)

Year	1st	2nd	3rd	4th	Total	Finish	Money
2017	68	71	70	72	281	T23	29,400.00
2018	71	72	68	70	281	T32	16,341.82
2019	73	70	74	71	288	T30	20,650.00
TOTAL							\$66,391.82

Brodie, John (75.54)

Year	1st	2nd	3rd	4th	Total	Finish	Money
1987	74	74	79	72	299	T41	1,925.00
1988	77	73	78	72	300	T56	500.00
1989	75	75	71	73	294	T49	2,350.00
1990	73	70	72	80	295	T64	1,000.00
1991	74	76	72	79	301	T62	1,000.00
1992	82	73	78	76	309	T74	620.00
1993	79	79	77	82	317	77	648.00
TOTAL							\$8,043.00

Brooks, Mark (71.22)

Year	1st	2nd	3rd	4th	Total	Finish	Money
2011	73	71	71	72	287	T45	9,720.00
2012	73	71	70	64	278	T28	22,950.00
2013	71	68	69	74	282	T39	12,420.00
2014	66	67	71	66	270	T6	83,700.00
2015	72	67	68	76	283	T31	19,440.00
2016	71	73	69	74	287	T9	72,800.00
2017	71	69	72	71	283	T31	19,740.00
2018	71	72	73	72	288	T61	4,060.00
2019	74	83	77	72	306	T69	2,464.00
TOTAL							\$247,294.00

Brown, Pete (76.71)

Year	1st	2nd	3rd	4th	Total	Finish	Money
1985	74	77	80	78	309	51	1,020.00
1986	78	78	72		228	T44	1,200.00
TOTAL							\$2,220.00

Browne, Olin (70.63)

Year	1st	2nd	3rd	4th	Total	Finish	Money
2009	70	72	71	69	282	T34	17,010.00
2010	71	71	69	71	282	T11	55,620.00
2011	70	71	67	73	281	T17	37,035.00
2012	73	62	69	65	269	3	194,400.00
2014	65	71	71	71	278	T39	13,230.00
2015	69	70	68	71	278	T12	51,840.00
2016	72	72	70	71	285	6	112,000.00
2017	73	71	75	75	294	T71	2,128.00
2018	74	76	71	71	292	71	2,296.00
2019	70	70	73	71	284	T18	38,290.00
TOTAL							\$523,849.00

Individual Championship Player Records (cont.)

Brue, Bob (73.49)

Year	1st	2nd	3rd	4th	Total	Finish	Money
1986	71	71	75		217	T20	4,050.00
1987	72	72	70	74	288	T14	7,400.00
1988	71	74	77	69	291	T26	3,900.00
1989	70	76	74	71	291	T37	4,200.00
1990	71	73	70	72	286	T35	5,525.00
1991	78	75	70	72	295	T46	3,800.00
1992	74	71	74	73	292	T39	4,900.00
1993	73	72	79	75	299	T48	3,960.00
1994	70	76	76	76	298	T57	2,800.00
1995	79	78	72	80	309	75	930.00
TOTAL							\$41,465.00

Bryant, Bart (70.21)

Year	1st	2nd	3rd	4th	Total	Finish	Money
2013	70	67	72	72	281	38	14,850.00
2014	65	70	71	68	274	T22	27,765.00
2015	72	70	70	68	280	T20	30,825.00
2016	69	71	72	74	286	T7	95,200.00
2018	66	69	65	72	272	T6	95,200.00
2019	72	75	73	72	292	T46	9,520.00
TOTAL							\$273,360.00

Bryant, Brad (71.06)

Year	1st	2nd	3rd	4th	Total	Finish	Money
2005	69	71	72	68	280	T16	41,250.00
2006	68	69	68	72	277	T7	85,000.00
2007	74	74	71	67	286	T46	8,320.00
2008	70	71	67	67	275	T7	79,300.00
2009	73	73	71	70	287	T53	6,210.00
2010	73	75	71	86	305	71	2,214.00
2011	71	70	72	67	280	T15	47,250.00
2012	69	76	64	68	277	T20	29,396.25
2014	67	69	70	69	275	T28	21,384.00
2015	73	70	71	71	285	T39	12,420.00
2016	74	71	75	74	294	T49	8,120.00
2017	72	75	71	72	290	T63	3,640.00
TOTAL							\$344,504.25

Burkemo, Walter (84.75)

Year	1st	2nd	3rd	4th	Total	Finish	Money
1983					339	50	800.00
TOTAL							\$800.00

Burns, George (79.00)

Year	1st	2nd	3rd	4th	Total	Finish	Money
2001	80	75	76	85	316	72	1,900.00
TOTAL							\$1,900.00

Byrum, Tom (70.89)

Year	1st	2nd	3rd	4th	Total	Finish	Money
2013	70	75	71	70	286	T57	5,400.00
2014	69	70	69	66	274	T22	27,765.00
2015	72	75	68	68	283	T31	19,440.00
2016	74	67	75	76	292	T36	14,595.00
2017	75	68	67	75	285	T41	12,600.00
2018	67	68	68	72	275	T14	50,400.00
2019	74	70	75	71	290	T34	16,856.00
TOTAL							\$147,056.00

Cain, John Paul (73.50)

Year	1st	2nd	3rd	4th	Total	Finish	Money
1990	69	68	74	72	283	T26	9,016.67
1991	71	73	69	70	283	T5	41,333.34
1992	71	74	74	81	300	60	1,800.00
1993	84	74	70	79	307	T68	1,128.00
1994	69	70	87	76	302	68	1,400.00
1995	72	72	78	70	292	T51	3,937.50
1996	71	74	70	76	291	T41	7,050.00
TOTAL							\$65,665.51

Calcavecchia, Mark (70.89)

Year	1st	2nd	3rd	4th	Total	Finish	Money
2010	81	72			153	W/D	0.00
2011	69	71	67	71	278	12	59,400.00
2012	69	65	64	72	270	T4	144,450.00
2013	68	68	66	70	272	T9	64,800.00
2014	70	68	73		211	W/D	0.00
2015	69	72	68	71	280	T20	30,825.00
2016	76	72	76	77	301	T76	1,568.00
2017	73	68	71	73	285	T41	12,600.00
2018	71	70	69	71	281	T32	16,341.82
2019	72	75	72	73	292	T46	9,520.00
TOTAL							\$339,504.82

Caldwell, Rex (79.00)

Year	1st	2nd	3rd	4th	Total	Finish	Money
2004	80	76	83	77	316	77	1,350.00
TOTAL							\$1,350.00

Cañizares, José Maria (71.17)

Year	1st	2nd	3rd	4th	Total	Finish	Money
1998	68	72	71	69	280	7	72,000.00
1999	69	70	68	70	277	T5	88,000.00
2000	70	69	72	68	279	T7	78,200.00
2001	74	70	71	74	289	T26	23,250.00
2002	74	75	67	72	288	T33	15,107.14
2003	72	75	75	71	293	T40	11,250.00
2004	68	66	71	71	276	2	219,000.00
2005	74	73	71	66	284	T30	17,285.72
2006	76	76	73	71	296	73	1,750.00
TOTAL							\$525,842.86

Carter, Jim (72.06)

Year	1st	2nd	3rd	4th	Total	Finish	Money
2012	74	66	67	76	283	T48	8,640.00
2015	74	71	71	73	289	T59	4,590.00
2016	77	72	71	72	292	T36	14,595.00
2017	67	78	71	73	289	T60	4,760.00
TOTAL							\$32,585.00

Casper, Billy (72.95)

Year	1st	2nd	3rd	4th	Total	Finish	Money
1983					287	9	7,000.00
1984					284	T5	11,025.00
1985	71	72	72	71	286	T6	8,175.00
1987	70	68	72	73	283	4	24,200.00
1988	69	68	74	67	278	1	60,000.00
1989	71	73	70	73	287	T25	6,800.00
1990	70	73	75	71	289	T50	2,575.00
1991	80	71	74	75	300	T59	1,000.00
1992	74	76	75	72	297	53	2,500.00
1993	74	71	75	75	295	37	6,840.00
1994	72	75	81	75	303	T69	1,232.00
1996	73	74	75	78	300	T72	1,060.00
TOTAL							\$132,407.00

Chandler, Al (74.11)

Year	1st	2nd	3rd	4th	Total	Finish	Money
1986	74	69	80		223	T32	2,137.50
1987	74	75	71	74	294	T24	4,100.00
1988	76	71	75		222	W/D	0.00
1989	75	69	75	72	291	T37	4,200.00
1990	75	73	78	78	304	T76	1,000.00
TOTAL							\$11,437.50

Chapman, Roger (71.17)

Year	1st	2nd	3rd	4th	Total	Finish	Money
2012	70	68	66	72	276	T14	44,550.00
2013	69	69	69	68	275	T18	36,720.00
2014	73	70	72	72	287	T65	2,991.60
2015	72	71	72	70	285	T39	12,420.00
2016	76	75	71	74	296	T61	4,060.00
2017	73	70	74	72	289	T60	4,760.00
TOTAL							\$105,501.60

Individual Championship Player Records (cont.)

Charles, Bob (71.02)

Year	1st	2nd	3rd	4th	Total	Finish	Money
1986	74	71	70		215	16	5,400.00
1987	70	75	74	67	286	T10	9,633.33
1988	67	73	71	71	282	T6	14,150.00
1989	70	69	71	68	278	T4	29,600.00
1990	68	69	72	71	280	T18	13,620.00
1991	69	71	73	69	282	T2	73,333.34
1992	67	69	72	73	281	7	36,000.00
1993	66	74	70	73	283	T5	49,600.00
1994	68	76	75	72	291	T32	9,660.00
1995	68	73	73	68	282	T23	14,378.57
1996	67	72	70	73	282	T6	57,000.00
1997	70	69	69	75	283	T16	28,800.00
1998	74	69	72	71	286	T19	24,920.00
1999	71	70	70	70	281	T14	34,000.00
2000	75	71	82	70	298	T64	2,875.00
TOTAL							\$402,970.24

Clampett, Bobby (71.10)

Year	1st	2nd	3rd	4th	Total	Finish	Money
2010	74	73	67	73	287	T25	24,075.00
2011	70	77	69	70	286	T40	12,690.00
2012	68	72	69	72	281	T43	11,340.00
2013	68	73	74	74	289	T71	2,052.00
2014	67	69	69	74	279	T44	11,070.00
TOTAL							\$61,227.00

Clearwater, Keith (72.75)

Year	1st	2nd	3rd	4th	Total	Finish	Money
2010	71	71	72	75	289	T33	17,010.00
2011	70	76	72	75	293	T64	3,375.00
TOTAL							\$20,385.00

Coceres, José (73.75)

Year	1st	2nd	3rd	4th	Total	Finish	Money
2015	77	71	72	72	292	T68	2,619.00
2016	78	72	70	71	291	T25	22,400.00
2017	76	76	76	74	302	T76	1,568.00
TOTAL							\$26,587.00

Cochran, Jim (74.42)

Year	1st	2nd	3rd	4th	Total	Finish	Money
1984					301	T37	1,400.00
1985	73	79	75	73	300	T34	1,550.00
1986	77	75	73		225	T38	1,725.00
1987	74	76	76	75	301	T47	1,375.00
1988	70	75	75	70	290	T22	4,600.00
1989	75	72	74	77	298	T61	1,000.00
TOTAL							\$11,650.00

Cochran, Russ (70.47)

Year	1st	2nd	3rd	4th	Total	Finish	Money
2009	75	71	69	69	284	T41	12,960.00
2010	70	64	73	70	277	T5	118,800.00
2011	68	71	70	71	280	T15	47,250.00
2012	71	71	69	68	279	T30	18,258.75
2013	66	69			135	W/D	0.00
2014	70	66	63	67	266	3	194,400.00
2015	69	65	71	69	274	T3	161,100.00
2017	76	75	71	72	294	T71	2,128.00
2018	71	73	72	75	291	70	2,464.00
2019	76	76	72	74	298	T60	4,760.00
TOTAL							\$562,120.75

Colbert, Jim (71.51)

Year	1st	2nd	3rd	4th	Total	Finish	Money
1991	70	71	69	74	284	T8	27,350.00
1992	69	73	68	75	285	T12	19,750.00
1993	67	72	70	69	278	1	180,000.00
1994	69	72	71	71	283	T14	25,900.00
1995	70	63	75	68	276	T3	90,000.00
1996	72	73	71	69	285	T16	21,278.57
1998	69	71	66	72	278	T4	108,000.00
1999	71	76	66	68	281	T14	34,000.00
2000	72	69	72	74	287	T30	16,962.50
2001	77	73	72	71	293	T38	13,500.00
2002	80	72	69	71	292	T49	7,500.00
2003	71	76	74	80	301	T68	2,350.00
2004	77	70	77	77	301	T71	1,900.00
2005	69	74	69	70	282	T24	25,000.00
2006	70	75	68		213	W/D	0.00
TOTAL							\$573,491.07

Collins, Bill (73.74)

Year	1st	2nd	3rd	4th	Total	Finish	Money
1983					302	35	1,375.00
1984					288	10	6,200.00
1985	75	72	74	77	298	32	1,700.00
1986	74	74	75		223	T32	2,137.50
1987	72	76	75	79	302	T50	825.00
1988	72	68	74	78	292	T29	3,300.00
1990	76	68	72	70	286	T35	5,525.00
TOTAL							\$21,062.50

Collins, El (77.13)

Year	1st	2nd	3rd	4th	Total	Finish	Money
1987	74	75	77	75	301	T47	1,375.00
1988	81	82	77	76	316	67	500.00
TOTAL							\$1,875.00

Conner, Frank (72.95)

Year	1st	2nd	3rd	4th	Total	Finish	Money
1996	74	76	68	73	291	T41	7,050.00
1997	72	71	66	75	284	T19	21,291.42
1998	69	72	70	80	291	44	8,600.00
1999	70	71	72	73	286	T37	10,200.00
2000	80	72	81	74	307	75	1,426.00
TOTAL							\$48,567.42

Coody, Charles (71.94)

Year	1st	2nd	3rd	4th	Total	Finish	Money
1988	70	68	73	73	284	T10	10,050.00
1989	70	70	66	67	273	2	60,000.00
1990	68	70	68	66	272	T3	66,000.00
1991	71	69	70	72	282	T2	73,333.33
1992	73	74	74	66	287	T18	11,922.23
1993	73	76	77	65	291	T22	12,068.58
1994	68	75	80	71	294	T42	5,880.00
1995	72	75	70	77	294	T58	2,925.00
1996	73	74	70	76	293	T49	4,350.00
1997	82	68	74	73	297	T60	2,880.00
1998	75	73	77	68	293	T50	5,600.00
1999	78	73	72	70	293	T59	3,600.00
TOTAL							\$258,609.14

Cook, John (70.60)

Year	1st	2nd	3rd	4th	Total	Finish	Money
2008	69	69	70	67	275	T7	79,300.00
2009	69	68	65	72	274	T5	118,800.00
2010	78	72	75	74	299	65	3,510.00
2011	69	68	66	70	273	2	237,600.00
2012	74	67	68	68	277	T20	29,396.25
2013	70	69	70	71	280	T36	15,795.00
2014	69	66	70	66	271	T12	54,900.00
2015	78	65	75	68	286	T47	8,370.00
2016	72	72	73	78	295	T54	5,880.00
2019	77	73	72	72	294	T54	6,440.00
TOTAL							\$559,991.25

Individual Championship Player Records (cont.)

Coston, Jeff (71.00)

Year	1st	2nd	3rd	4th	Total	Finish	Money
2015	72	72	66	74	284	T34	16,254.00
TOTAL							\$16,254.00

Couples, Fred (68.76)

Year	1st	2nd	3rd	4th	Total	Finish	Money
2010	78				78	W/D	0.00
2011	68	66	68	71	273	1	405,000.00
2012	66	63	70	71	270	T4	144,450.00
2013	66	62	67	68	263	T2	216,000.00
2019	75	72	69	69	285	T22	31,640.00
TOTAL							\$797,090.00

Cowan, Gary (73.00)

Year	1st	2nd	3rd	4th	Total	Finish	Money
1992	72	71	74	75	292	T39	4,900.00
TOTAL							\$4,900.00

Cox, Kurt (74.88)

Year	1st	2nd	3rd	4th	Total	Finish	Money
1998	72	73	75	76	296	T60	3,500.00
1999	75	74	73	81	303	T74	1,320.00
TOTAL							\$4,820.00

Crampton, Bruce (71.85)

Year	1st	2nd	3rd	4th	Total	Finish	Money
1986	72	69	67		208	2	27,000.00
1987	70	70	71	70	281	T2	32,000.00
1988	71	68	72	71	282	T6	14,150.00
1989	70	74	70	69	283	T15	11,600.00
1991	75	68	70	72	285	12	22,000.00
1992	72	69	75	69	285	T12	19,750.00
1995	75	72	73	72	292	T51	3,937.50
1996	75	76	73	73	297	T64	1,950.00
1997	74	69	71	73	287	T29	13,608.00
1998	73	81	72	76	302	T73	1,360.00
TOTAL							\$147,355.50

Crenshaw, Ben (73.38)

Year	1st	2nd	3rd	4th	Total	Finish	Money
2002	79	72	67	75	293	T53	5,750.00
2003	74	74	75	75	298	T61	4,000.00
2004	71	74	76	73	294	T56	5,375.00
2005	73	78	74	69	294	T66	2,875.00
2007	74	72	78	68	292	T67	2,464.80
2008	67	66	74	66	273	T3	156,000.00
2009	75	71	69	76	291	T65	3,105.00
2011	73	77	75	71	296	T72	1,971.00
2012	74	78	71	76	299	T78	1,350.00
2013	74	80	77	74	305	80	1,161.00
TOTAL							\$184,051.80

Daley, Joe (71.29)

Year	1st	2nd	3rd	4th	Total	Finish	Money
2012	66	64	68	68	266	1	405,000.00
2013	71	69	69	70	279	T34	17,415.00
2014	71	70	70	68	279	T44	11,070.00
2015	72	74	75	70	291	T64	3,375.00
2016	74	75	73	69	291	T25	22,400.00
2017	74	73	81	77	305	T78	1,400.00
TOTAL							\$460,660.00

Daly, John (71.79)

Year	1st	2nd	3rd	4th	Total	Finish	Money
2016	76	76	70	72	294	T49	8,120.00
2017	70	73	72	72	287	T50	7,840.00
2018	72	68			140	W/D	0.00
2019	70	73	69	72	284	T18	38,290.00
TOTAL							\$54,250.00

Dalziel, Doug (74.52)

Year	1st	2nd	3rd	4th	Total	Finish	Money
1988	78				78	W/D	0.00
1989	70	68	73	73	284	T18	9,000.00
1990	73	75	74	74	296	T66	1,000.00
1991	73	80	73	78	304	T69	1,000.00
1992	72	71	76	74	293	T44	4,100.00
1993	81	81	74	79	315	T75	720.00
1994	75	70	75	73	293	T39	7,140.00
TOTAL							\$22,960.00

Darcy, Eamonn (73.25)

Year	1st	2nd	3rd	4th	Total	Finish	Money
2003	73	76	76	72	297	T56	5,000.00
2004	70	70	74	75	289	T39	12,000.00
TOTAL							\$17,000.00

Davis, Rodger (72.83)

Year	1st	2nd	3rd	4th	Total	Finish	Money
2002	73	76	71	75	295	64	3,500.00
2003	73	71	75	71	290	T30	18,833.34
2005	69	72	72	76	289	T53	5,625.00
TOTAL							\$27,958.34

Dawson, Marco (70.88)

Year	1st	2nd	3rd	4th	Total	Finish	Money
2014	66	68	68	70	272	T15	43,200.00
2015	69	69	70	68	276	T7	86,400.00
2016	74	75	72	77	298	T69	2,464.00
2017	73	72	73	70	288	T54	6,020.00
2018	71	68	70	70	279	T24	27,370.00
2019	72	69	77	70	288	T30	20,650.00
TOTAL							\$186,104.00

Day, Glen (71.38)

Year	1st	2nd	3rd	4th	Total	Finish	Money
2016	76	71	68	76	291	T25	22,400.00
2017	69	70	73	73	285	T41	12,600.00
2018	66	69	69	69	273	T10	67,200.00
2019	72	73	74	74	293	T52	7,280.00
TOTAL							\$109,480.00

De Vincenzo, Roberto (73.00)

Year	1st	2nd	3rd	4th	Total	Finish	Money
1983					295	T17	3,700.00
1984					292	T19	3,150.00
1985	74	71	74	74	293	T22	2,550.00
1987	73	78	65	72	288	T14	7,400.00
1989	74	69	75	77	295	T52	1,287.50
TOTAL							\$18,087.50

Deming, Rolf (76.50)

Year	1st	2nd	3rd	4th	Total	Finish	Money
1992	77	80	78	71	306	T68	940.00
TOTAL							\$940.00

Dennis, Clark (68.75)

Year	1st	2nd	3rd	4th	Total	Finish	Money
2018	68	69	66	72	275	T14	50,400.00
TOTAL							\$50,400.00

Individual Championship Player Records (cont.)

Dent, Jim (72.35)

Year	1st	2nd	3rd	4th	Total	Finish	Money
1989	71	76	71	69	287	T25	6,800.00
1990	71	70	66	65	272	T3	66,000.00
1991	75	74	79	70	298	T55	1,000.00
1992	73	68	75	75	291	T36	5,733.33
1993	73	75	67	69	284	T8	36,000.00
1994	72	67	70	71	280	T6	50,400.00
1995	75	69	69	68	281	T18	19,890.00
1996	75	72	68	69	284	T13	28,500.00
1997	71	69	71	76	287	T29	13,608.00
1998	75	76	68	74	293	T50	5,600.00
1999	72	72	69	74	287	T44	8,200.00
2000	72	77	72	74	295	T52	5,566.00
2001	79	71	68	73	291	T31	17,250.00
2002	74	75	71	74	294	T58	4,375.00
2003	73	73	72	75	293	T40	11,250.00
2004	73	80	72	76	301	T71	1,900.00
2005	72	75	78	77	302	T76	1,450.00
TOTAL							\$283,522.33

Devlin, Bruce (74.36)

Year	1st	2nd	3rd	4th	Total	Finish	Money
1988	71	73	75	73	292	T29	3,300.00
1989	73	73	70	71	287	T25	6,800.00
1990	69	75	74	76	294	T62	1,000.00
1991	74	81	77	77	309	T79	1,000.00
1993	78	71	82	79	310	T73	840.00
1995	76	71	77	73	297	T64	1,950.00
1996	77	77	69	70	293	T49	4,350.00
TOTAL							\$19,240.00

Dickinson, Gardner (72.50)

Year	1st	2nd	3rd	4th	Total	Finish	Money
1983					294	T15	4,150.00
1984					290	T14	4,383.33
1987	80	74	72	71	297	T33	2,625.00
1988	70	69	76	72	287	T15	7,200.00
1989	69	80	70	67	286	T24	7,400.00
TOTAL							\$25,758.33

Dickson, Bob (73.09)

Year	1st	2nd	3rd	4th	Total	Finish	Money
1994	70	70	80	78	298	T57	2,800.00
1995	73	73	74	71	291	T49	4,800.00
1996	76	74	70	75	295	T57	2,925.00
1997	72	66	69	70	277	T2	120,600.00
1998	74	73	76	72	295	T56	4,100.00
1999	73	73	68	72	286	T37	10,200.00
2000	72	71	82	73	298	T64	2,875.00
2001	74	77	73	75	299	T53	6,000.00
TOTAL							\$154,300.00

Dill, Terry (73.36)

Year	1st	2nd	3rd	4th	Total	Finish	Money
1990	67	67	71	76	281	T23	11,350.00
1991	74	69	68	72	283	T5	41,333.33
1992	73	71	76	78	298	T54	2,350.00
1993	71	76	79	71	297	T40	5,760.00
1994	74	71	76	73	294	T42	5,880.00
1995	73	71	72	77	293	T55	3,300.00
1996	75	75	74	77	301	T75	900.00
1997	72	69	74	73	288	T34	10,836.00
1998	67	73	70	74	284	T15	35,000.00
1999	77	68	74	77	296	T68	1,880.00
2000	78	73	72	75	298	T64	2,875.00
2001	79	75	76	71	301	T59	4,375.00
2003	73	75	76	75	299	T64	3,125.00
2004	77	71	73	74	295	T58	4,500.00
TOTAL							\$133,464.33

Dodds, Trevor (71.50)

Year	1st	2nd	3rd	4th	Total	Finish	Money
2010	70	72	73	71	286	T23	29,025.00
2011	75	67	69	75	286	T40	12,690.00
TOTAL							\$41,715.00

Dougherty, Ed (71.65)

Year	1st	2nd	3rd	4th	Total	Finish	Money
1998	69	76	75	75	295	T56	4,100.00
1999	70	72	72	69	283	T22	20,114.29
2000	71	75	70	73	289	T36	12,937.50
2001	67	70	68	73	278	T4	135,000.00
2002	70	72	70	67	279	T6	95,000.00
2003	71	71	67	71	280	T9	67,500.00
2004	74	77	80	72	303	T74	1,650.00
2005	74	72	67	71	284	T30	17,285.71
2006	72	72	74	72	290	T56	4,750.00
2007	70	67	73	75	285	T41	11,700.00
TOTAL							\$370,037.50

Douglass, Dale (72.46)

Year	1st	2nd	3rd	4th	Total	Finish	Money
1986	71	71	71		213	T10	7,331.25
1987	70	76	74	74	294	T24	4,100.00
1988	72	75	69	70	286	T13	8,000.00
1989	70	73	69	72	284	T18	9,000.00
1990	73	69	67	69	278	T11	22,000.00
1991	74	72	67	71	284	T8	27,350.00
1992	69	75	68	71	283	T9	27,000.00
1993	77	73	74	76	300	T51	3,072.00
1994	72	73	72	69	286	T20	17,920.00
1995	75	75	79		229	W/D	0.00
1996	73	72	71	79	295	T57	2,925.00
1997	73	71	72	72	288	T34	10,836.00
1998	70	69	71	78	288	T30	13,244.44
1999	74	71	77	71	293	T59	3,600.00
2000	72	74	71	67	284	T18	29,631.67
2001	75	73	72	75	295	T41	11,500.00
2002	78	77	74	68	297	T68	2,350.00
2003	69	75	75	76	295	T48	7,750.00
TOTAL							\$207,610.36

Doyle, Allen (70.68)

Year	1st	2nd	3rd	4th	Total	Finish	Money
1999	70	73	69	70	282	T19	26,466.67
2000	67	72	73	70	282	T12	45,425.00
2001	67	69	70	67	273	T1	375,000.00
2002	75	68	69	70	282	T12	48,000.00
2003	66	76	72	72	286	T15	41,250.00
2004	68	70	70	73	281	T9	62,500.00
2005	74	67	69	68	278	T5	87,500.00
2006	68	75	70	73	286	T45	9,250.00
2007	70	72	72	72	286	T46	8,320.00
2008	71	73	74	71	289	T59	4,290.00
2009	72	70	71	72	285	T43	11,340.00
TOTAL							\$719,341.67

Dunlap, Scott (71.04)

Year	1st	2nd	3rd	4th	Total	Finish	Money
2014	74	67	70	73	284	T58	4,995.00
2015	73	66	70	69	278	T12	51,840.00
2016	70	69	76	79	294	T49	8,120.00
2017	66	71	74	68	279	T14	49,000.00
2018	70	70	68	71	279	T24	27,370.00
2019	73	68	74	76	291	T39	13,160.00
TOTAL							\$154,485.00

Individual Championship Player Records (cont.)

Durant, Joe (70.04)

Year	1st	2nd	3rd	4th	Total	Finish	Money
2014	64	68	67	71	270	T6	83,700.00
2015	70	68	69	67	274	T3	161,100.00
2016	74	70	70	68	282	T2	224,000.00
2017	72	68	70	67	277	T6	100,800.00
2018	73	75	71	69	288	T61	4,060.00
2019	75	69	73	73	290	T34	16,856.00
TOTAL							\$590,516.00

Duval, Bob (71.38)

Year	1st	2nd	3rd	4th	Total	Finish	Money
1998	68	73	74	68	283	T12	40,666.67
1999	71	71	77	69	288	47	7,400.00
TOTAL							\$48,066.67

Eaks, R.W. (72.57)

Year	1st	2nd	3rd	4th	Total	Finish	Money
2003	73	73	78	69	293	T40	11,250.00
2005	70	74	78	73	295	T68	2,425.00
2006	75	70	71	74	290	T56	4,750.00
2007	67	70	73	76	286	T46	8,320.00
2008	70	71	73	76	290	T65	2,782.00
2009	73	75	69	68	285	T43	11,340.00
2010	73	74	75	71	293	T47	8,910.00
TOTAL							\$49,777.00

Eastwood, Bob (73.52)

Year	1st	2nd	3rd	4th	Total	Finish	Money
1996	73	74	72	81	300	T72	1,060.00
1997	71	77	71	75	294	T52	4,680.00
1998	71	71	73	74	289	T39	10,400.00
1999	71	69	71	68	279	T9	52,000.00
2000	75	75	70	74	294	T49	7,130.00
2001	81	72	74	75	302	T63	3,625.00
2002	72	73	69	76	290	T40	11,000.00
2003	77	74	75	71	297	T56	5,000.00
2004	73	70	80	82	305	76	1,450.00
2005	74	78	70	77	299	74	1,650.00
2006	73	75	70	68	286	T45	9,250.00
TOTAL							\$107,245.00

Ebihara, Seiji (74.50)

Year	1st	2nd	3rd	4th	Total	Finish	Money
2003	80	71	72	75	298	T61	4,000.00
TOTAL							\$4,000.00

Edwards, Danny (74.00)

Year	1st	2nd	3rd	4th	Total	Finish	Money
2002	74	72	72	67	285	T22	26,300.00
2003	70	83	72	70	295	T48	7,750.00
2006	72	73	71	74	290	T56	4,750.00
2007	68	69	71	68	276	T5	114,400.00
2008	72	77	73	75	297	75	1,612.00
2019	88	81	78	86	333	76	1,624.00
TOTAL							\$156,436.00

Edwards, David (71.17)

Year	1st	2nd	3rd	4th	Total	Finish	Money
2006	69	67	71	74	281	T22	23,525.00
2007	73	68	72	73	286	T46	8,320.00
2008	70	72	72	73	287	T52	6,017.14
TOTAL							\$37,862.14

Edwards, Joel (70.58)

Year	1st	2nd	3rd	4th	Total	Finish	Money
2012	73	66	70	70	279	T30	18,258.75
2013	67	70	72	73	282	T39	12,420.00
2014	74	71	71	70	286	T62	4,050.00
TOTAL							\$34,728.75

Eger, David (70.98)

Year	1st	2nd	3rd	4th	Total	Finish	Money
2003	74	75	69	74	292	T35	14,400.00
2004	71	71	78	73	293	T54	5,875.00
2005	71	71	65	72	279	T11	51,500.00
2006	69	73	70	73	285	T41	11,500.00
2007	69	67	70	72	278	T13	48,100.00
2008	72	70	69	71	282	T32	16,417.14
2009	70	74	69	67	280	T24	24,685.72
2011	70	72	69	71	282	T23	27,054.00
2012	70	68	70	71	279	T30	18,258.75
2013	70	70	68	75	283	T47	8,910.00
2014	73	68	76	73	290	T71	2,133.00
TOTAL							\$228,833.61

Eichelberger, Dave (72.87)

Year	1st	2nd	3rd	4th	Total	Finish	Money
1994	76	68	74	69	287	T22	15,446.67
1995	69	70	75	72	286	T38	7,650.00
1996	79	70	73	74	296	T61	2,400.00
1997	75	76	75	70	296	T56	3,690.00
1998	76	67	77	68	288	T30	13,244.45
1999	72	78	70	69	289	T48	6,200.00
2000	76	70	73	80	299	68	2,300.00
2001	69	73	74	72	288	T23	26,250.00
2002	77	68	74	69	288	T33	15,107.14
2003	79	81	74	69	303	T71	1,975.00
2004	73	70	73	75	291	T46	8,750.00
2005	75	76	72	73	296	70	2,200.00
2006	73	73	69	72	287	T50	7,500.00
2007	74	72	72	73	291	T64	3,380.00
2008	68	74	72	73	287	T52	6,017.14
TOTAL							\$122,110.40

Elder, Lee (74.58)

Year	1st	2nd	3rd	4th	Total	Finish	Money
1985	71	70	73	71	285	T2	17,475.00
1986	69	71	70		210	T3	18,750.00
1987	71	74	74	70	289	T17	6,200.00
1988	74	77	76		227	W/D	0.00
1989	74	77	76		227	W/D	0.00
1990	69	72	76	72	289	T50	2,575.00
1991	76	81	77	77	311	80	1,000.00
1993	73	81	80	81	315	T75	720.00
1994	78	73	78	79	308	T75	840.00
TOTAL							\$47,560.00

Elkington, Steve (69.25)

Year	1st	2nd	3rd	4th	Total	Finish	Money
2013	68	69	70	70	277	T24	27,000.00
TOTAL							\$27,000.00

Erickson, Bob (73.97)

Year	1st	2nd	3rd	4th	Total	Finish	Money
1983					296	T19	3,100.00
1984					294	T26	1,962.50
1985	77	71	73	73	294	T26	2,050.00
1986	73	71	73		217	T20	4,050.00
1987	79	74	77	78	308	T62	500.00
1988	71	74	74	71	290	T22	4,600.00
1989	72	70	76	73	291	T37	4,200.00
1990	70	74	75	75	294	T62	1,000.00
1991	78	72	74	72	296	T49	3,233.33
1992	76	71	76	80	303	65	1,300.00
TOTAL							\$25,995.83

Esposito, Frank (73.75)

Year	1st	2nd	3rd	4th	Total	Finish	Money
2016	76	75	73	71	295	T54	5,880.00
TOTAL							\$5,880.00

Individual Championship Player Records (cont.)

Estes, Bob (71.25)

Year	1st	2nd	3rd	4th	Total	Finish	Money
2018	69	72	72	71	284	T50	7,840.00
2019	71	69	72	74	286	T24	26,768.00
TOTAL							\$34,608.00

Evans, Chick (73.08)

Year	1st	2nd	3rd	4th	Total	Finish	Money
1989	71	75	75	74	295	T52	1,287.50
1990	70	70	71	75	286	T35	5,525.00
1991	74	75	74	73	296	T49	3,233.33
TOTAL							\$10,045.83

Faxon, Brad (71.42)

Year	1st	2nd	3rd	4th	Total	Finish	Money
2011	77	73	72	72	294	T68	2,457.00
2012	69	73	70	68	280	T38	13,770.00
2013	71	74	70	69	284	T52	6,682.50
2014	68	72	66	74	280	T47	9,450.00
2015	74	64	77	70	285	T39	12,420.00
2016	76	75	70	70	291	T25	22,400.00
TOTAL							\$67,179.50

Fehr, Rick (70.50)

Year	1st	2nd	3rd	4th	Total	Finish	Money
2014	71	70	70	71	282	T51	7,290.00
TOTAL							\$7,290.00

Felton, Denny (76.00)

Year	1st	2nd	3rd	4th	Total	Finish	Money
1987	70	81	82	71	304	57	500.00
TOTAL							\$500.00

Ferenz, Jack (72.25)

Year	1st	2nd	3rd	4th	Total	Finish	Money
2006	73	70	71	75	289	T53	6,000.00
TOTAL							\$6,000.00

Fergus, Keith (71.38)

Year	1st	2nd	3rd	4th	Total	Finish	Money
2004	74	71	74	72	291	T46	8,750.00
2005	72	71	75	68	286	T39	12,000.00
2006	71	73	68	72	284	T38	13,250.00
2007	70	71	70	66	277	T7	72,800.00
2008	73	69	78	66	286	T47	8,580.00
2009	70	69	69	69	277	T13	52,650.00
2010	74	74	76	72	296	T62	4,185.00
2011	73	74	68	72	287	T45	9,720.00
TOTAL							\$181,935.00

Fernandez, Vicente (72.02)

Year	1st	2nd	3rd	4th	Total	Finish	Money
1996	73	74	66	72	285	T16	21,278.57
1997	69	70	73	70	282	15	32,400.00
1998	71	68	79	70	288	T30	13,244.45
1999	68	70	71	75	284	T29	15,450.00
2000	82	71	71		224	W/D	0.00
2001	71	69	78	68	286	T17	37,583.34
2002	74	72	67	73	286	T27	21,750.00
2003	68	74	74	75	291	T33	16,875.00
2004	72	74	70	72	288	T34	15,050.00
2005	75	70	72	72	289	T53	5,625.00
2006	70	74	79	68	291	T63	3,625.00
2007	74	70	74	72	290	T62	4,030.00
2008	74	71	70	74	289	T59	4,290.00
TOTAL							\$191,201.36

Ferree, Jim (72.51)

Year	1st	2nd	3rd	4th	Total	Finish	Money
1983					285	T5	11,500.00
1984					284	T5	11,025.00
1985	74	74	76	68	292	T16	3,566.67
1986	73	71	70		214	T14	5,887.50
1987	73	74	78	74	299	T41	1,925.00
1988	70	73	76	70	289	T19	5,433.33
1989	68	73	72	72	285	T22	7,800.00
1990	67	73	75	71	286	T35	5,525.00
1991	74	74	69	78	295	T46	3,800.00
1992	67	73	72	77	289	T29	7,725.00
1993	72	69	70	72	283	T5	49,600.00
1994	73	75	80	72	300	T63	2,030.00
1995	71	69	71	75	286	T38	7,650.00
TOTAL							\$123,467.50

Fetchick, Mike (74.83)

Year	1st	2nd	3rd	4th	Total	Finish	Money
1983					303	T36	1,337.50
1984					289	T11	5,400.00
1985	71	72	75	75	293	T22	2,550.00
1986	76	72	74		222	T28	2,625.00
1987	74	79	77	71	301	T47	1,375.00
1988	73	78	73	74	298	T46	1,206.25
1989	74	73	71	72	290	T34	5,200.00
1990	79	71	72	73	295	T64	1,000.00
1991	80	71	76	73	300	T59	1,000.00
1992	72	71	81	75	299	T56	2,050.00
1993	76	82	78	85	321	78	600.00
TOTAL							\$24,343.75

Finsterwald, Dow (73.75)

Year	1st	2nd	3rd	4th	Total	Finish	Money
1983					306	T39	1,200.00
1984					314	50	1,040.00
1985	74	75	72	74	295	T28	1,875.00
TOTAL							\$4,115.00

Fiori, Ed (73.25)

Year	1st	2nd	3rd	4th	Total	Finish	Money
2004	69	67	71	75	282	T13	47,500.00
2005	77	73	74	80	304	77	1,350.00
TOTAL							\$48,850.00

Fleck, Jack (74.44)

Year	1st	2nd	3rd	4th	Total	Finish	Money
1983					296	T19	3,100.00
1984					290	T14	4,383.34
1985	70	73	71	72	286	T6	8,175.00
1986	75	73	74		222	T28	2,625.00
1987	74	82	75	77	308	T62	500.00
1988	77	75	76		228	W/D	0.00
1989	74	73	77		224	W/D	0.00
1990	71	73	70	73	287	T43	4,200.00
1991	76	75	76	79	306	T74	1,000.00
TOTAL							\$23,983.34

Fleisher, Bruce (71.00)

Year	1st	2nd	3rd	4th	Total	Finish	Money
1999	72	68	68	70	278	T7	68,000.00
2000	65	78	69	72	284	T18	29,631.66
2001	69	69	72	68	278	T4	135,000.00
2002	76	69	69	68	282	T12	48,000.00
2003	71	74	70	69	284	T12	50,833.33
2004	68	69	69	71	277	3	180,000.00
2005	68	69	72	74	283	T27	21,750.00
2006	71	72	66	76	285	T41	11,500.00
2007	79	75	69	70	293	T72	1,898.00
2008	65	75	67	74	281	T27	21,580.00
2009	69	69	71		209	W/D	0.00
2011	72	73	77	76	298	T75	1,620.00
2012	73	77	69	70	289	T65	3,375.00
TOTAL							\$573,187.99

Individual Championship Player Records (cont.)

Flesch, Steve (70.00)

Year	1st	2nd	3rd	4th	Total	Finish	Money
2017	65	73	69	68	275	5	134,400.00
2018	71	72	67	74	284	T50	7,840.00
2019	71	67	72	71	281	10	72,800.00
TOTAL							\$215,040.00

Floyd, Raymond (70.07)

Year	1st	2nd	3rd	4th	Total	Finish	Money
1993	68	72	71	68	279	2	105,600.00
1994	72	68	71	67	278	T3	84,000.00
1995	69	70	66	74	279	T10	34,500.00
1996	71	66	65	73	275	1	225,000.00
1997	70	68	73	73	284	T19	21,291.43
1998	72	74	70	70	286	T19	24,920.00
1999	73	69	70	67	279	T9	52,000.00
2000	71	67	69	66	273	1	345,000.00
2001	67	73	69	70	279	T6	95,000.00
2002	71	73	65	74	283	T17	36,437.50
2007	73	69	72	74	288	T59	4,810.00
TOTAL							\$1,028,558.93

Ford, Doug (74.74)

Year	1st	2nd	3rd	4th	Total	Finish	Money
1983					300	T31	1,525.00
1984					303	T41	1,237.50
1985	72	73	72	77	294	T26	2,050.00
1986	76	79	74		229	T49	900.00
1987	75	77	75	73	300	T45	1,625.00
1988	73	75	73	77	298	T46	1,206.25
1989	72	75	77	75	299	64	1,000.00
TOTAL							\$9,543.75

Forsbrand, Anders (71.75)

Year	1st	2nd	3rd	4th	Total	Finish	Money
2014	72	73	75	67	287	T65	2,991.60
TOTAL							\$2,991.60

Forsman, Dan (71.94)

Year	1st	2nd	3rd	4th	Total	Finish	Money
2009	68	72	68	70	278	T15	40,770.00
2010	75	76	70	66	287	T25	24,075.00
2011	75	76	71	72	294	T68	2,457.00
2012	75	73	69	76	293	T71	2,052.00
2013	70	73	70	71	284	T52	6,682.50
2014	69	69	69	67	274	T22	27,765.00
2015	75	72	73	75	295	T71	2,052.00
2019	76	68	75	78	297	59	5,320.00
TOTAL							\$111,173.50

Fowler, Peter (71.63)

Year	1st	2nd	3rd	4th	Total	Finish	Money
2014	65	68	71	74	278	T39	13,230.00
2016	77	69	72	77	295	T54	5,880.00
TOTAL							\$19,110.00

Franco, Carlos (72.56)

Year	1st	2nd	3rd	4th	Total	Finish	Money
2016	74	68	76	72	290	T20	32,760.00
2017	71	71	76	70	288	T54	6,020.00
2018	71	71	69	71	282	T43	11,200.00
2019	75	77	76	73	301	67	3,080.00
TOTAL							\$53,060.00

Freeman, Jeff (70.67)

Year	1st	2nd	3rd	4th	Total	Finish	Money
2012	70	65	65	74	274	11	64,800.00
2013	71	71	74	71	287	T60	3,915.00
2014	74	67	71	75	287	T65	2,991.60
TOTAL							\$71,706.60

Freeman, Robin (71.25)

Year	1st	2nd	3rd	4th	Total	Finish	Money
2009	71	69	73	70	283	T37	14,580.00
2010	72	71	70	74	287	T25	24,075.00
TOTAL							\$38,655.00

Friend, Bob (74.75)

Year	1st	2nd	3rd	4th	Total	Finish	Money
2016	76	75	70	78	299	T72	1,978.66
TOTAL							\$1,978.66

Frost, David (71.09)

Year	1st	2nd	3rd	4th	Total	Finish	Money
2009	71	76	66	67	280	T24	24,685.72
2010	73	72	73	69	287	T25	24,075.00
2011	76	67	71	76	290	T55	5,805.00
2012	71	69	68	70	278	T28	22,950.00
2013	68	68	73	69	278	T27	21,445.72
2014	64	71	68	69	272	T15	43,200.00
2015	70	73	71	75	289	T59	4,590.00
2016	72	70	71	76	289	T13	47,600.00
2017	70	74	73	67	284	T35	15,820.00
2018	70	72	73	72	287	T59	5,180.00
2019	78	71	72	73	294	T54	6,440.00
TOTAL							\$221,791.44

Funk, Fred (69.86)

Year	1st	2nd	3rd	4th	Total	Finish	Money
2006	69	70	70	70	279	T11	50,000.00
2007	68	69	66	71	274	T3	171,600.00
2008	66	68	72	66	272	2	228,800.00
2009	71	68	69	67	275	T7	91,800.00
2010	72	71	68	72	283	T16	41,917.50
2012	65	72	64	72	273	T9	72,900.00
2013	66	69	69	71	275	T18	36,720.00
2014	71	70	76	70	287	T65	2,991.60
2015	74	74	69	68	285	T39	12,420.00
2016	73	72	76	73	294	T49	8,120.00
2017	71	70	69	67	277	T6	100,800.00
TOTAL							\$818,069.10

Funseth, Rod (72.38)

Year	1st	2nd	3rd	4th	Total	Finish	Money
1983					292	13	5,000.00
1984					287	T7	7,700.00
TOTAL							\$12,700.00

Furgol, Ed (79.00)

Year	1st	2nd	3rd	4th	Total	Finish	Money
1983					317	47	900.00
1985	78	78	83	77	316	53	1,000.00
TOTAL							\$1,900.00

Furgol, Marty (82.00)

Year	1st	2nd	3rd	4th	Total	Finish	Money
1983					328	48	875.00
TOTAL							\$875.00

Gallagher, Jr., Jim (72.75)

Year	1st	2nd	3rd	4th	Total	Finish	Money
2011	73	75	74	72	294	T68	2,457.00
2012	73	69	72	78	292	T68	2,538.00
2013	67	74	72	70	283	T47	8,910.00
2014	75	74	74	72	295	78	1,350.00
TOTAL							\$15,255.00

Gamez, Robert (78.25)

Year	1st	2nd	3rd	4th	Total	Finish	Money
2019	81	77	79	76	313	73	1,960.00
TOTAL							\$1,960.00

Gaona, Robert (73.58)

Year	1st	2nd	3rd	4th	Total	Finish	Money
1991	83	77	74	73	307	77	1,000.00
1992	74	71	72	76	293	T44	4,100.00
1995	74	67	65	77	283	T30	10,830.00
TOTAL							\$15,930.00

Individual Championship Player Records (cont.)

Garwood, Doug (70.65)

Year	1st	2nd	3rd	4th	Total	Finish	Money
2014	64	67	71	70	272	T15	43,200.00
2016	70	73	75	74	292	T36	14,595.00
2017	71	74	71	66	282	T26	24,360.00
2018	71	69	69	73	282	T43	11,200.00
2019	72	72	68	73	285	T22	31,640.00
TOTAL							\$124,995.00

Geiberger, Al (71.23)

Year	1st	2nd	3rd	4th	Total	Finish	Money
1988	70	72	68	70	280	2	35,000.00
1989	69	71	69	69	278	T4	29,600.00
1990	68	68	72	71	279	T14	17,500.00
1991	68	73	70	75	286	T13	18,500.00
1992	70	70	70	77	287	T18	11,922.22
1993	72	73	69	66	280	3	86,400.00
1995	71	69	68	71	279	T10	34,500.00
1996	73	73	69	71	286	23	16,500.00
1997	72	73	77	67	289	T39	9,180.00
1998	74	67	73	73	287	T24	18,700.00
1999	72	75	75	67	289	T48	6,200.00
2001	73	77	73	76	299	T53	6,000.00
TOTAL							\$290,002.22

Giannone, Alberto (75.75)

Year	1st	2nd	3rd	4th	Total	Finish	Money
2000	74	73	76	80	303	72	1,748.00
TOTAL							\$1,748.00

Gibson, Fred (73.71)

Year	1st	2nd	3rd	4th	Total	Finish	Money
1998	75	78	77	71	301	T70	1,640.00
1999	72	76	74	71	293	T59	3,600.00
2000	69	73	75	70	287	T30	16,962.50
2001	77	73	70	75	295	T41	11,500.00
2002	73	77	68	75	293	T53	5,750.00
2003	66	75	79	79	299	T64	3,125.00
2004	77	72	72	75	296	T63	3,500.00
TOTAL							\$46,077.50

Gibson, Rick (70.00)

Year	1st	2nd	3rd	4th	Total	Finish	Money
2015	70	70	70	70	280	T20	30,825.00
TOTAL							\$30,825.00

Gilbert, Gibby (72.33)

Year	1st	2nd	3rd	4th	Total	Finish	Money
1991	70	79	71	70	290	T25	9,450.00
1992	72	71	71	74	288	T27	8,900.00
1993	71	75	77	71	294	T33	7,740.00
1994	71	71	76	70	288	T25	13,346.67
1995	73	70	70	69	282	T23	14,378.57
1996	68	72	72	70	282	T6	57,000.00
1997	70	69	70	77	286	T26	16,380.00
1998	70	74	66	76	286	T19	24,920.00
1999	77	79	73	72	301	73	1,400.00
2002	80	71	70	75	296	T65	3,000.00
TOTAL							\$156,515.24

Gilbert, Larry (70.55)

Year	1st	2nd	3rd	4th	Total	Finish	Money
1993	70	76	68	70	284	T8	36,000.00
1994	72	67	74	72	285	T16	21,735.00
1995	73	74	67	71	285	37	8,550.00
1996	71	71	69	72	283	T8	39,600.00
1997	67	68	72	67	274	1	270,000.00
TOTAL							\$375,885.00

Gilder, Bob (72.11)

Year	1st	2nd	3rd	4th	Total	Finish	Money
2001	73	76	76	77	302	T63	3,625.00
2002	79	71	71	69	290	T40	11,000.00
2003	71	78	71	70	290	T30	18,833.33
2004	78	69	68	74	289	T39	12,000.00
2005	76	70	71	69	286	T39	12,000.00
2006	72	72	69	68	281	T22	23,525.00
2007	73	70	68	78	289	61	4,420.00
2008	70	68	71	71	280	T21	28,166.67
2009	71	69	70	79	289	T60	4,725.00
2010	72	69	72	69	282	T11	55,620.00
2011	76	71	72	67	286	T40	12,690.00
2012	73	73	74	67	287	T60	4,725.00
2013	72	72	69	76	289	T71	2,052.00
2014	70	69	69	63	271	T12	54,900.00
2015	73	76	71	72	292	T68	2,619.00
2019	75	84	79	74	312	72	2,128.00
TOTAL							\$253,029.00

Gillis, Tom (73.75)

Year	1st	2nd	3rd	4th	Total	Finish	Money
2019	74	75	72	74	295	T57	5,740.00
TOTAL							\$5,740.00

Ginn, Stewart (72.10)

Year	1st	2nd	3rd	4th	Total	Finish	Money
2000	68	74	74	76	292	T41	9,890.00
2001	72	76	78	75	301	T59	4,375.00
2002	66	72	70	66	274	1	375,000.00
2003	73	70	73	70	286	T15	41,250.00
2004	74	72	73	70	289	T39	12,000.00
TOTAL							\$442,515.00

Glasson, Bill (69.75)

Year	1st	2nd	3rd	4th	Total	Finish	Money
2010	78	74	69	74	295	T57	5,130.00
2011	72	70	69	76	287	T45	9,720.00
2012	67	67	68	69	271	T6	102,600.00
2013	69	67	70	66	272	T9	64,800.00
2014	67	64	68	71	270	T6	83,700.00
TOTAL							\$265,950.00

Goalby, Bob (73.36)

Year	1st	2nd	3rd	4th	Total	Finish	Money
1983					299	T26	1,760.00
1984					294	T26	1,962.50
1985	75	71	74	72	292	T16	3,566.66
1986	75	73	74		222	T28	2,625.00
1988	66	75	78	74	293	T32	2,775.00
TOTAL							\$12,689.16

Goetz, Dick (73.17)

Year	1st	2nd	3rd	4th	Total	Finish	Money
1993	74	77	70	77	298	T44	4,800.00
1994	72	67	76	72	287	T22	15,446.66
1995	75	75	74	69	293	T55	3,300.00
TOTAL							\$23,546.66

Goin, Ted (73.58)

Year	1st	2nd	3rd	4th	Total	Finish	Money
2001	79	76	77	73	305	T66	2,750.00
2002	72	69	72	73	286	T27	21,750.00
2003	71	76	74	71	292	T35	14,400.00
TOTAL							\$38,900.00

Individual Championship Player Records (cont.)

Goodes, Mike (70.98)

Year	1st	2nd	3rd	4th	Total	Finish	Money
2008	69	70	68	71	278	T16	42,900.00
2009	70	69	68	73	280	T24	24,685.71
2010	72	68	74	74	288	T31	19,845.00
2011	73	69	73	75	290	T55	5,805.00
2012	74	67	68	67	276	T14	44,550.00
2013	67	68	65	73	273	T14	49,950.00
2014	74	68	68	66	276	T33	18,225.00
2015	72	72	75	72	291	T64	3,375.00
2016	76	75	73	69	293	T44	10,920.00
2017	73	76	72	69	290	T63	3,640.00
2018	71	72	69	76	288	T61	4,060.00
					TOTAL		\$227,955.71

Goosen, Retief (68.50)

Year	1st	2nd	3rd	4th	Total	Finish	Money
2019	69	62	75	68	274	1	420,000.00
					TOTAL		\$420,000.00

Goosie, J.C. (74.16)

Year	1st	2nd	3rd	4th	Total	Finish	Money
1987	71	75	73	73	292	T22	4,800.00
1988	72				72	DQ	0.00
1989	73	73	72	73	291	T37	4,200.00
1990	75	75	74	73	297	T68	1,000.00
1991	72	74	69	86	301	T62	1,000.00
1992	78	71	78	74	301	T61	1,600.00
1993	72	79	75	74	300	T51	3,072.00
					TOTAL		\$15,672.00

Goydos, Paul (71.10)

Year	1st	2nd	3rd	4th	Total	Finish	Money
2015	73	67	69	69	278	T12	51,840.00
2016	74	76	71	74	295	T54	5,880.00
2017	71	73	71	65	280	T18	37,128.00
2018	74	72	67	68	281	T32	16,341.82
2019	70	71	78	69	288	T30	20,650.00
					TOTAL		\$131,839.82

Grady, Wayne (74.17)

Year	1st	2nd	3rd	4th	Total	Finish	Money
2007	72	71	73	78	294	74	1,716.00
2008	75	74	72	69	290	T65	2,782.00
2009	81	70	74	81	306	76	1,566.00
					TOTAL		\$6,064.00

Graham, David (73.10)

Year	1st	2nd	3rd	4th	Total	Finish	Money
1996	71	75	70	76	292	T44	5,850.00
1997	76	70	68	67	281	T10	39,960.00
1999	72	74	71	72	289	T48	6,200.00
2000	79	71	75	67	292	T41	9,890.00
2001	89				89	W/D	0.00
2002	71	74	77	70	292	T49	7,500.00
					TOTAL		\$69,400.00

Graham, Lou (70.58)

Year	1st	2nd	3rd	4th	Total	Finish	Money
1988	71	70	71	71	283	T8	12,000.00
1989	67	72	67	72	278	T4	29,600.00
1990	70	69	69	78	286	T35	5,525.00
					TOTAL		\$47,125.00

Gray, Quinton (74.30)

Year	1st	2nd	3rd	4th	Total	Finish	Money
1987	75	77	77	78	307	T60	500.00
1988	76	74	74	73	297	T43	1,775.00
1989	73	72	73	80	298	T61	1,000.00
1990	71	67	76	75	289	T50	2,575.00
1991	77	70	74	74	295	T46	3,800.00
					TOTAL		\$9,650.00

Green, Hubert (70.42)

Year	1st	2nd	3rd	4th	Total	Finish	Money
1997	71	70	70	70	281	T10	39,960.00
1998	73	71	69	75	288	T30	13,244.44
1999	70	72	69	66	277	T5	88,000.00
2000	69	72	68	73	282	T12	45,425.00
2001	77	69	73	68	287	T20	31,000.00
2002	71	63	71	70	275	T2	183,333.33
					TOTAL		\$400,962.77

Groh, Gary (74.25)

Year	1st	2nd	3rd	4th	Total	Finish	Money
1995	80	74	70	73	297	T64	1,950.00
					TOTAL		\$1,950.00

Haas, Fred (77.18)

Year	1st	2nd	3rd	4th	Total	Finish	Money
1983					306	T39	1,200.00
1984					304	T43	1,187.50
1985	75	75	77	78	305	T46	1,112.50
1986	78	77	76		231	52	750.00
1987	82	75	78	78	313	69	500.00
					TOTAL		\$4,750.00

Haas, Jay (69.68)

Year	1st	2nd	3rd	4th	Total	Finish	Money
2005	71	71	71	68	281	T18	32,208.34
2006	68	70	70	68	276	T3	137,500.00
2007	69	71	67	72	279	T17	35,663.33
2008	67	70	69	68	274	6	104,000.00
2009	66	70	67	64	267	1	405,000.00
2010	72	70	72	71	285	T20	33,480.00
2011	67	74	70	73	284	T32	17,820.00
2012	71	69	66	71	277	T20	29,396.25
2013	69	72	68	69	278	T27	21,445.71
2014	69	70	65	66	270	T6	83,700.00
2016	76	75	72	72	295	T54	5,880.00
2017	70	73	68	68	279	T14	49,000.00
2018	70	70	67	74	281	T32	16,341.81
2019	69	68	72	67	276	T2	224,000.00
					TOTAL		\$1,195,435.44

Hall, Bill (75.38)

Year	1st	2nd	3rd	4th	Total	Finish	Money
1994	72	74	79	74	299	T60	2,380.00
1995	78	79	75	72	304	73	1,050.00
					TOTAL		\$3,430.00

Hall, Walter (72.56)

Year	1st	2nd	3rd	4th	Total	Finish	Money
1998	70	70	73	75	288	T30	13,244.44
1999	76	72	68	69	285	T33	12,900.00
2000	72	69	76	77	294	T49	7,130.00
2001	72	74	78	71	295	T41	11,500.00
2002	73	74	71	69	287	T30	18,833.34
2003	75	77	71	72	295	T48	7,750.00
2004	71	68	73	72	284	T16	41,250.00
2005	70	71	77	70	288	T49	7,500.00
2006	75	74	74	70	293	T67	2,533.34
2007	67	71	72	72	282	T31	17,550.00
2008	71	69	75	67	282	T32	16,417.15
2009	73	71	74	72	290	T62	4,050.00
2010	75	77	77	81	310	74	1,782.00
					TOTAL		\$162,440.27

Individual Championship Player Records (cont.)

Hallberg, Gary (71.73)

Year	1st	2nd	3rd	4th	Total	Finish	Money
2008	73	76	70	75	294	T3	1,820.00
2009	74	68	69	67	278	T15	40,770.00
2010	76	69	70	72	287	T25	24,075.00
2011	66	75	68	73	282	T23	27,054.00
2012	71	74	66	70	281	T43	11,340.00
2013	72	74	73	70	289	T71	2,052.00
2014	70	75	75	70	290	T71	2,133.00
2015	71	70	75	75	291	T64	3,375.00
2016	79	70	74	73	296	T61	4,060.00
2018	72	70	69	70	281	T32	16,341.82
TOTAL							\$133,020.82

Hamilton, Todd (72.42)

Year	1st	2nd	3rd	4th	Total	Finish	Money
2016	78	74	73	71	296	T61	4,060.00
2017	73	70	74	73	290	T63	3,640.00
2018	73	71	70	69	283	T49	9,240.00
TOTAL							\$16,940.00

Hammond, Donnie (72.17)

Year	1st	2nd	3rd	4th	Total	Finish	Money
2007	75	69	70	71	285	T41	11,700.00
2008	75	70	74	70	289	T59	4,290.00
2009	79	67	71	75	292	T69	2,457.00
TOTAL							\$18,447.00

Hanefeld, Kirk (72.20)

Year	1st	2nd	3rd	4th	Total	Finish	Money
2006	71	69	71	84	295	T72	1,900.00
2007	69	75	72	71	287	T54	5,720.00
2008	69	72	72	71	284	T41	12,480.00
2009	74	69	70	73	286	T47	8,640.00
2010	72	76	71	73	292	T43	11,340.00
TOTAL							\$40,080.00

Harney, Paul (47.92)

Year	1st	2nd	3rd	4th	Total	Finish	Money
1983					284	T3	17,500.00
1984					291	T17	3,762.50
TOTAL							\$21,262.50

Harris, John (72.34)

Year	1st	2nd	3rd	4th	Total	Finish	Money
2003	70	73	73	71	287	T19	32,025.00
2004	77	73	70	72	292	T51	6,750.00
2005	69	69	77	66	281	T18	32,208.34
2006	72	67	78	73	290	T56	4,750.00
2007	72	74	72	69	287	T54	5,720.00
2008	73	75	74	71	293	T72	1,976.00
2009	71	74	71	75	291	T65	3,105.00
2010	76	72	71	75	294	T52	6,534.00
TOTAL							\$93,068.34

Hart, Jeff (70.25)

Year	1st	2nd	3rd	4th	Total	Finish	Money
2012	70	73	67	72	282	T47	9,990.00
2013	68	65	70	67	270	T6	102,600.00
2014	69	71	72	69	281	T50	8,370.00
2015	70	69	67	70	276	T7	86,400.00
2016	73	74	74	75	296	T61	4,060.00
TOTAL							\$211,420.00

Haskins, Steve (73.00)

Year	1st	2nd	3rd	4th	Total	Finish	Money
2010	73	76	72	69	290	T38	14,310.00
2011	73	78	70	73	294	T68	2,457.00
TOTAL							\$16,767.00

Hatalsky, Morris (70.69)

Year	1st	2nd	3rd	4th	Total	Finish	Money
2002	79	73	69	67	288	T33	15,107.15
2003	74	73	71	74	292	T35	14,400.00
2004	72	67	72	73	284	T16	41,250.00
2005	68	70	70	71	279	T11	51,500.00
2006	75	65	67	72	279	T11	50,000.00
2007	69	72	72	74	287	T54	5,720.00
2008	76	67	68	75	286	T47	8,580.00
2009	70	69	66	72	277	T13	52,650.00
2010	72	71	75	70	288	T31	19,845.00
2011	71	67	75	72	285	T37	14,850.00
2012	71	67	69	70	277	T20	29,396.25
2013	70	67	66	67	270	T6	102,600.00
2014	70	71	71	72	284	T58	4,995.00
TOTAL							\$410,893.40

Hawkins, Fred (75.80)

Year	1st	2nd	3rd	4th	Total	Finish	Money
1983					298	T24	2,300.00
1984					301	T37	1,400.00
1985	79	75	78	73	305	T46	1,112.50
1986	75	77	72		224	T36	1,912.50
1987	76	73	81	78	308	T62	500.00
1988	72	77	75	76	300	T56	500.00
TOTAL							\$7,725.00

Hayes, Mark (78.40)

Year	1st	2nd	3rd	4th	Total	Finish	Money
2000					84	W/D	0.00
2001	76	72	79	81	308	T69	2,350.00
TOTAL							\$2,350.00

Hebert, Lionel (76.91)

Year	1st	2nd	3rd	4th	Total	Finish	Money
1983					306	T39	1,200.00
1984					303	T41	1,237.50
1985	74	78	78	74	304	T42	1,187.50
1986	78	73	77		228	T44	1,200.00
1987	77	82	76	79	314	T70	500.00
TOTAL							\$5,325.00

Heck, Marion (73.75)

Year	1st	2nd	3rd	4th	Total	Finish	Money
1995	73	72	75	75	295	T60	2,625.00
TOTAL							\$2,625.00

Hendrickson, Dick (73.08)

Year	1st	2nd	3rd	4th	Total	Finish	Money
1989	70	70	74	75	289	T32	5,700.00
1990	71	72	72	71	286	T35	5,525.00
1991	74	71	71	74	290	T25	9,450.00
1992	71	72	68	73	284	T11	24,000.00
1993	71	75	71	74	291	T22	12,068.57
1994	74	69	83	70	296	T51	3,675.00
1995	72	79	73	73	297	T64	1,950.00
1996	73	78	73	69	293	T49	4,350.00
1997	76	77	71	78	302	T69	1,584.00
1998	72	74	76	73	295	T56	4,100.00
TOTAL							\$72,402.57

Individual Championship Player Records (cont.)

Henning, Harold (72.92)

Year	1st	2nd	3rd	4th	Total	Finish	Money
1985	71	75	74	72	292	T16	3,566.67
1986	74	71	71		216	T17	4,800.00
1987	73	70	79	75	297	T33	2,625.00
1988	71	73	76	75	295	41	2,075.00
1989	70	73	68	68	279	9	20,000.00
1990	69	70	67	70	276	T8	28,466.66
1991	75	72	71	70	288	T20	13,200.00
1992	71	68	71	73	283	T9	27,000.00
1993	73	75	75	73	296	T38	6,480.00
1994	69	67	74	70	280	T6	50,400.00
1995	73	73	67	75	288	T43	6,450.00
1996	75	78	76	83	312	78	750.00
1997	74	74	70	72	290	T42	7,920.00
1998	76	76	73	72	297	T62	2,800.00
1999	76	77	79	77	309	76	1,160.00
2000	75	72	73	76	296	T57	4,600.00
					TOTAL		\$182,293.33

Henninger, Brian (72.31)

Year	1st	2nd	3rd	4th	Total	Finish	Money
2015	71	72	71	71	285	T39	12,420.00
2016	73	74	72	73	292	T36	14,595.00
2017	69	74	72	72	287	T50	7,840.00
2018	74	74	72	73	293	T72	2,044.00
					TOTAL		\$36,899.00

Henry, Bunky (75.75)

Year	1st	2nd	3rd	4th	Total	Finish	Money
1997	72	70	83	78	303	72	1,368.00
					TOTAL		\$1,368.00

Hessemer, Pete (75.50)

Year	1st	2nd	3rd	4th	Total	Finish	Money
1985	76	76	76	74	302	T38	1,350.00
					TOTAL		\$1,350.00

Hill, Dave (72.09)

Year	1st	2nd	3rd	4th	Total	Finish	Money
1988	68	75	76	72	291	T26	3,900.00
1989	69	72	75	71	287	T25	6,800.00
1990	70	67	68	68	273	T5	44,000.00
1991	71	68	70	73	282	T2	73,333.33
1992	75	72	76	78	301	T61	1,600.00
1993	72	71	76	72	291	T22	12,068.57
1994	70	70	82	70	292	T35	8,225.00
1995	76	73	67	74	290	T46	5,550.00
					TOTAL		\$155,476.90

Hill, Mike (71.88)

Year	1st	2nd	3rd	4th	Total	Finish	Money
1989	69	72	73	70	284	T18	9,000.00
1990	68	72	67	71	278	T11	22,000.00
1991	69	71	72	72	284	T8	27,350.00
1992	73	70	70	72	285	T12	19,750.00
1993	76	72	70	69	287	T13	23,400.00
1994	66	76	73	73	288	T25	13,346.66
1995	71	69	66	75	281	T18	19,890.00
1996	72	70	75	68	285	T16	21,278.58
1997	73	70	76	74	293	T49	5,580.00
1998	71	72	70	70	283	T12	40,666.66
1999	73	69	74	71	287	T44	8,200.00
2000	72	74	71	73	290	40	11,730.00
2001	77	72	68	70	287	T20	31,000.00
2002	74	75	75	72	296	T65	3,000.00
2003	69	71	75	73	288	T23	24,500.00
2004	80	75	76	73	304	75	1,550.00
					TOTAL		\$282,241.90

Hiskey, Babe (73.33)

Year	1st	2nd	3rd	4th	Total	Finish	Money
1990	78	66	71	76	291	T55	1,000.00
1991	72	78	76	74	300	T59	1,000.00
1992	73	71	71	72	287	T18	11,922.22
1993	73	71	71	71	286	T11	27,600.00
1994	75	75	75	69	294	T42	5,880.00
1995	78	75	72	77	302	71	1,230.00
					TOTAL		\$48,632.22

Hobday, Simon (72.03)

Year	1st	2nd	3rd	4th	Total	Finish	Money
1991	73	69	71	74	287	T17	15,200.00
1992	75	65	71	69	280	T5	44,000.00
1993	75	75	76	73	299	T48	3,960.00
1994	71	71	78	69	289	T28	11,340.00
1995	71	72	69	70	282	T23	14,378.57
1996	70	70	72	75	287	T24	14,025.00
1997	73	78	75	71	297	T60	2,880.00
1998	70	72	75	68	285	T17	31,000.00
1999	71	73	71	76	291	55	4,600.00
2000	68	69	75	72	284	T18	29,631.66
					TOTAL		\$171,015.23

Hoch, Scott (71.18)

Year	1st	2nd	3rd	4th	Total	Finish	Money
2007	67	68	74	68	277	T7	72,800.00
2008	66	71	72	69	278	T16	42,900.00
2013	68	74	69	71	282	T39	12,420.00
2015	70	74	71	74	289	T59	4,590.00
2016	84				84	W/D	0.00
					TOTAL		\$132,710.00

Holtgrieve, Jim (75.30)

Year	1st	2nd	3rd	4th	Total	Finish	Money
1999	74	75	77	69	295	T64	2,500.00
2000	77	71	74	72	294	T49	7,130.00
2001	72	78	74	76	300	T56	5,250.00
2002	85	78	78	72	313	76	1,450.00
2003	73	80	70	81	304	T73	1,700.00
					TOTAL		\$18,030.00

Horgan III, P.H. (71.63)

Year	1st	2nd	3rd	4th	Total	Finish	Money
2012	72	68	69	71	280	T38	13,770.00
2016	78	71	72	72	293	T44	10,920.00
					TOTAL		\$24,690.00

Howell, Dick (73.75)

Year	1st	2nd	3rd	4th	Total	Finish	Money
1988	77	71	72	74	294	T37	2,325.00
1989	67	84	72	73	296	T56	1,000.00
					TOTAL		\$3,325.00

Hulbert, Mike (74.33)

Year	1st	2nd	3rd	4th	Total	Finish	Money
2008	72	71	70	69	282	T32	16,417.15
2009	79	73	71	80	303	74	1,782.00
2010	77	78	77	75	307	73	1,890.00
					TOTAL		\$20,089.15

Huston, John (71.46)

Year	1st	2nd	3rd	4th	Total	Finish	Money
2011	72	70	68	67	277	T6	83,700.00
2012	74	67	71	81	293	T71	2,052.00
2013	65	67	68	68	268	T4	144,450.00
2015	73	78	72	72	295	T71	2,052.00
2016	74	76	68	73	291	T25	22,400.00
2019	73	76	73	69	291	T39	13,160.00
					TOTAL		\$267,814.00

Hutchinson, Denis (75.25)

Year	1st	2nd	3rd	4th	Total	Finish	Money
1983					301	T33	1,425.00
					TOTAL		\$1,425.00

Individual Championship Player Records (cont.)

Idoki, Kohki (72.50)

Year	1st	2nd	3rd	4th	Total	Finish	Money
2013	75	72	70	73	290	T74	1,674.00
TOTAL							\$1,674.00

Inman, Joe (72.75)

Year	1st	2nd	3rd	4th	Total	Finish	Money
1998	74	70	73	75	292	T45	7,400.00
1999	72	73	72	66	283	T22	20,114.28
2000	77	68	73	74	292	T41	9,890.00
2001	72	70	71	73	286	T17	37,583.33
2002	75	75	76	74	300	T73	1,700.00
2004	78	71	74	73	296	T63	3,500.00
2005	70	71	74	72	287	T45	9,500.00
2006	72	74	72	74	292	T65	3,125.00
TOTAL							\$92,812.61

Inman, John (72.00)

Year	1st	2nd	3rd	4th	Total	Finish	Money
2014	70	68	71	71	280	T47	9,450.00
2015	73	79	70	67	289	T59	4,590.00
2016	79	73	69	74	295	T54	5,880.00
TOTAL							\$19,920.00

Irwin, Hale (70.20)

Year	1st	2nd	3rd	4th	Total	Finish	Money
1995	74	69	72	64	279	T10	34,500.00
1996	70	67	69	71	277	2	132,000.00
1997	73	70	68	73	284	T19	21,291.43
1998	66	69	67	68	270	2	176,000.00
1999	67	71	64	65	267	1	300,000.00
2000	68	68	73	66	275	T4	124,200.00
2001	70	65	75	66	276	3	180,000.00
2002	64	73	72	70	279	T6	95,000.00
2003	72	71	74	67	284	T12	50,833.33
2004	69	74	66	72	281	T9	62,500.00
2005	68	68	68	70	274	2	220,000.00
2007	69	71	68	69	277	T7	72,800.00
2008	72	71	68	70	281	T27	21,580.00
2009	72	67	68	71	278	T15	40,770.00
2010	74	71	72	74	291	T41	12,960.00
2011	73	74	68	72	287	T45	9,720.00
2012	72	68	72	67	279	T30	18,258.75
2013	72	71	76	69	288	T68	2,538.00
2014	73	72	74	73	292	T75	1,620.00
2015	72	74	70	72	288	T57	5,535.00
2018	73	75	70	72	290	T68	2,716.00
TOTAL							\$1,584,822.51

Jacklin, Tony (73.88)

Year	1st	2nd	3rd	4th	Total	Finish	Money
1995	73	71	70	67	281	T18	19,890.00
1996	75	75	71	69	290	T33	8,887.50
1997	76	71	77	67	291	T46	6,840.00
2012	81	80	78	81	320	80	1,161.00
TOTAL							\$36,778.50

Jacobs, John (72.17)

Year	1st	2nd	3rd	4th	Total	Finish	Money
1996	76	72	70	72	290	T33	8,887.50
1997	71	66	72	70	279	T6	68,400.00
1998	66	76	72	73	287	T24	18,700.00
1999	71	69	68	67	275	3	144,000.00
2000	65	73	71	78	287	T30	16,962.50
2001	74	68	72	73	287	T20	31,000.00
2002	73	74	77	70	294	T58	4,375.00
2003	75	75	76	72	298	T61	4,000.00
2004	82	67	70	79	298	69	2,350.00
2005	69	71	76	70	286	T39	12,000.00
2006	68	75	73	67	283	T35	15,000.00
2007	75	76	76	73	300	T76	1,456.00
TOTAL							\$327,131.00

Jacobs, Tommy (78.25)

Year	1st	2nd	3rd	4th	Total	Finish	Money
1985	75	80	81	77	313	52	1,001.00
TOTAL							\$1,001.00

Jacobsen, Peter (71.38)

Year	1st	2nd	3rd	4th	Total	Finish	Money
2005	70	66	71	66	273	1	375,000.00
2006	70	74	66	76	286	T45	9,250.00
2011	72	73	75	76	296	T72	1,971.00
2012	71	73	69	75	288	T62	4,050.00
2013	69	71	69	73	282	T39	12,420.00
2014	73	71	73	71	288	70	2,376.00
TOTAL							\$405,067.00

James, Mark (70.39)

Year	1st	2nd	3rd	4th	Total	Finish	Money
2004	68	67	67	73	275	1	375,000.00
2005	70	69	75	74	288	T49	7,500.00
2006	69	70	71	69	279	T11	50,000.00
2007	70	68	76	72	286	T46	8,320.00
2008	74	70	68	70	282	T32	16,417.14
2009	69	71	68	71	279	T22	30,510.00
2010	73	71	68	70	282	T11	55,620.00
TOTAL							\$543,367.14

January, Don (72.80)

Year	1st	2nd	3rd	4th	Total	Finish	Money
1983					284	T3	17,500.00
1984					283	4	15,500.00
1985	68	74	73	72	287	T10	6,000.00
1986	73	67	70		210	T3	18,750.00
1987	73	76	76	71	296	32	2,975.00
1988	74	72	65	70	281	T3	24,200.00
1989	73	72	73	72	290	T34	5,200.00
1990	75	70	70	73	288	T48	3,500.00
1991	73	72	74	75	294	T43	4,400.00
1992	72	75	73	69	289	T29	7,725.00
1993	71	75	75	71	292	T29	9,480.00
1994	69	74	76	77	296	T51	3,675.00
1995	75	68	71	74	288	T43	6,450.00
1997	75	75	75	80	305	73	1,260.00
1998	78	73	74	72	297	T62	2,800.00
TOTAL							\$129,415.00

Janzen, Lee (71.30)

Year	1st	2nd	3rd	4th	Total	Finish	Money
2015	67	69	71	68	275	6	108,000.00
2016	75	72	69	77	293	T44	10,920.00
2017	68	75	69	68	280	T18	37,128.00
2018	70	71	71	76	288	T61	4,060.00
2019	71	77	74	68	290	T34	16,856.00
TOTAL							\$176,964.00

Jawor, Casmer (76.75)

Year	1st	2nd	3rd	4th	Total	Finish	Money
1987	75	77	78	77	307	T60	500.00
TOTAL							\$500.00

Individual Championship Player Records (cont.)

Jenkins, Tom (71.28)

Year	1st	2nd	3rd	4th	Total	Finish	Money
1998	74	75	75	68	292	T45	7,400.00
1999	70	72	73	69	284	T29	15,450.00
2000	69	71	70	69	279	T7	78,200.00
2001	73	72	74	72	291	T31	17,250.00
2002	67	71	76	69	283	T17	36,437.50
2003	70	70	69	69	278	T5	97,500.00
2004	74	72	68	72	286	T22	25,708.33
2005	70	77	73	68	288	T49	7,500.00
2006	68	75	68	70	281	T22	23,525.00
2007	70	72	73	71	286	T46	8,320.00
2008	67	68	71	70	276	T11	59,800.00
2009	72	75	72	75	294	T71	2,214.00
2010	73	77	70	73	293	T47	8,910.00
2011	73	73	71	67	284	T32	17,820.00
2012	73	71	65	70	279	T30	18,258.75
2013	77	72	68	71	288	T68	2,538.00
					TOTAL		\$426,831.58

Jimenez, Joe (73.64)

Year	1st	2nd	3rd	4th	Total	Finish	Money
1986	79	74	71		224	T36	1,912.50
1988	72	78	71	73	294	T37	2,325.00
1989	73	73	76	70	292	T44	3,000.00
1990	73	69	69	76	287	T43	4,200.00
1991	82	69	71	71	293	T39	5,100.00
1992	73	71	71	72	287	T18	11,922.22
1993	72	77	77	74	300	T51	3,072.00
1994	74	71	77	75	297	T55	3,150.00
1995	83	77	67	71	298	T67	1,650.00
1996	74	70	73	83	300	T72	1,060.00
					TOTAL		\$37,391.72

Jiménez, Miguel Angel (69.38)

Year	1st	2nd	3rd	4th	Total	Finish	Money
2016	72	71	71	68	282	T2	224,000.00
2017	68	71	67	66	272	T4	168,000.00
2018	71	69	67	66	273	T10	67,200.00
2019	73	70	68	72	283	T13	50,400.00
					TOTAL		\$509,600.00

Jobe, Brandt (69.19)

Year	1st	2nd	3rd	4th	Total	Finish	Money
2016	69	69	74	71	283	T4	166,600.00
2017	66	68	65	72	271	T2	224,000.00
2018	67	67	70	66	270	T3	201,600.00
2019	69	65	73	76	283	T13	50,400.00
					TOTAL		\$642,600.00

Johnson, Doug (73.25)

Year	1st	2nd	3rd	4th	Total	Finish	Money
2002	75	70	75	73	293	T53	5,750.00
					TOTAL		\$5,750.00

Johnson, Howie (73.20)

Year	1st	2nd	3rd	4th	Total	Finish	Money
1983					299	T26	1,760.00
1984					289	T11	5,400.00
1985	71	68	76	76	291	T15	4,375.00
1986	69	73	69		211	T6	10,500.00
1987	77	78	74	73	302	T50	825.00
1988	75	75	69	75	294	T37	2,325.00
					TOTAL		\$25,185.00

Johnson, Mark (72.00)

Year	1st	2nd	3rd	4th	Total	Finish	Money
2005	72	72	72	71	287	T45	9,500.00
2006	74	70	70	76	290	T56	4,750.00
2007	73	69	70	73	285	T41	11,700.00
2009	73	76	68	73	290	T62	4,050.00
					TOTAL		\$30,000.00

Johnston, Bill (74.18)

Year	1st	2nd	3rd	4th	Total	Finish	Money
1983					308	T42	1,100.00
1984					292	T19	3,150.00
1985	76	73	75	73	297	T30	1,775.00
1986	79	75	74		228	T44	1,200.00
1987	71	75	73	72	291	T21	5,100.00
					TOTAL		\$12,325.00

Jones, Gene (70.90)

Year	1st	2nd	3rd	4th	Total	Finish	Money
2008	69	66	69	76	280	T21	28,166.66
2009	71	68	67	72	278	T15	40,770.00
2010	73	71	72	77	293	T47	8,910.00
2012	76	70	65	72	283	T48	8,640.00
2014	69	72	68	75	284	T58	4,995.00
					TOTAL		\$91,481.66

Jones, Gordon (74.00)

Year	1st	2nd	3rd	4th	Total	Finish	Money
1983					299	T26	1,760.00
1984					296	T31	1,725.00
1985	72	76	75	69	292	T16	3,566.66
1986	72	74	75		221	T26	3,075.00
1987	74	77	77	77	305	T58	500.00
1988	75	72	77	74	298	T46	1,206.25
1989	72	69	76	73	290	T34	5,200.00
1990	72	69	73	73	287	T43	4,200.00
1991	77	74	76	78	305	T71	1,000.00
					TOTAL		\$22,232.91

Jones, Kent (69.63)

Year	1st	2nd	3rd	4th	Total	Finish	Money
2018	76	70	68	65	279	T24	27,370.00
2019	70	67	70	71	278	T4	151,200.00
					TOTAL		\$178,570.00

Jones, Steve (71.10)

Year	1st	2nd	3rd	4th	Total	Finish	Money
2012	72	66	70	73	281	T43	11,340.00
2013	70	68	71	75	284	T52	6,682.50
2014	72	65	74	72	283	T54	6,075.00
2015	72	74	66	72	284	T34	16,254.00
2019	71	75	70	74	290	T34	16,856.00
					TOTAL		\$57,207.50

Joyce, Mike (74.25)

Year	1st	2nd	3rd	4th	Total	Finish	Money
1991	74	75	77	77	303	T66	1,000.00
1992	78	68	76	77	299	T56	2,050.00
1993	76	74	79	73	302	T59	2,160.00
1994	71	70	75	73	289	T28	11,340.00
1995	81	71	71	69	292	T51	3,937.50
					TOTAL		\$20,487.50

Karbowski, Rick (73.50)

Year	1st	2nd	3rd	4th	Total	Finish	Money
2006	77	73	73	71	294	T70	2,125.00
					TOTAL		\$2,125.00

Keiser, Herman (83.00)

Year	1st	2nd	3rd	4th	Total	Finish	Money
1983					332	T49	850.00
					TOTAL		\$850.00

Kelley, Al (73.97)

Year	1st	2nd	3rd	4th	Total	Finish	Money
1987	75	74	70	71	290	T20	5,400.00
1988	74	77	71	75	297	T43	1,775.00
1989	73	73	75	74	295	T52	1,287.50
1990	69	72	68	74	283	T26	9,016.66
1991	76	80	75	67	298	T55	1,000.00
1992	75	73	71	80	299	T56	2,050.00
1993	74	78	77	71	300	T51	3,072.00
1994	75	70	81	79	305	T73	980.00
					TOTAL		\$24,581.16

Individual Championship Player Records (cont.)

Kelly, Jerry (70.33)

Year	1st	2nd	3rd	4th	Total	Finish	Money
2017	71	75	70	71	287	T50	7,840.00
2018	69	71	67	64	271	T4	151,200.00
2019	69	72	72	73	286	T24	26,768.00
TOTAL							\$185,808.00

Kendall, Skip (72.58)

Year	1st	2nd	3rd	4th	Total	Finish	Money
2015	78	72	72	73	295	T71	2,052.00
2016	72	73	72	75	292	T36	14,595.00
2018	74	70	71	69	284	T50	7,840.00
TOTAL							\$24,487.00

Kennedy, Bill (75.50)

Year	1st	2nd	3rd	4th	Total	Finish	Money
1993	74	74	76	78	302	T59	2,160.00
TOTAL							\$2,160.00

Kennedy, Roger (73.50)

Year	1st	2nd	3rd	4th	Total	Finish	Money
1994	69	77	73	75	294	T42	5,880.00
TOTAL							\$5,880.00

Kiefer, Jack (71.46)

Year	1st	2nd	3rd	4th	Total	Finish	Money
1991	73	68	73	77	291	T31	7,600.00
1992	71	71	72	74	288	T27	8,900.00
1993	70	70	73	78	291	T22	12,068.57
1994	72	70	73	74	289	T28	11,340.00
1995	71	74	68	71	284	T35	9,225.00
1996	72	74	67	68	281	T4	81,000.00
1997	72	70	67	68	277	T2	120,600.00
TOTAL							\$250,733.57

King, Billy (78.50)

Year	1st	2nd	3rd	4th	Total	Finish	Money
1999	77	88	74	75	314	T77	1,080.00
TOTAL							\$1,080.00

King, Dick (74.13)

Year	1st	2nd	3rd	4th	Total	Finish	Money
1987	69	73	75	77	294	T24	4,100.00
1988	77	73	72	77	299	T54	500.00
TOTAL							\$4,600.00

King, Jim (74.39)

Year	1st	2nd	3rd	4th	Total	Finish	Money
1985	72	74	73	74	293	T22	2,550.00
1986	76	76	75		227	T42	1,462.50
1987	75	72	76	72	295	T29	3,300.00
1988	76	71	71	74	292	T29	3,300.00
1989	74	74	76	76	300	T65	1,000.00
1990	74	80	79	71	304	T76	1,000.00
TOTAL							\$12,612.50

Kite, Tom (71.01)

Year	1st	2nd	3rd	4th	Total	Finish	Money
2000	66	68	67	76	277	6	92,000.00
2001	71	68	71	72	282	T10	60,000.00
2002	71	72	70	68	281	T10	62,500.00
2003	66	72	73	63	274	T2	183,000.00
2004	72	68	69	71	280	T7	85,000.00
2005	71	68	71	76	286	T39	12,000.00
2006	68	70	70	70	278	T9	67,500.00
2007	70	68	72	71	281	T25	23,183.33
2008	71	69	68	72	280	T21	28,166.66
2009	74	69	72	71	286	T47	8,640.00
2010	67	70	73	73	283	T16	41,917.50
2011	71	68	72	70	281	T17	37,035.00
2012	71	68	74	71	284	52	7,290.00
2013	74	68	67	69	278	T27	21,445.72
2014	76	76	71	76	299	T79	1,242.00
2016	72	77			149	W/D	0.00
2017	72	75	70	78	295	T74	1,848.00
2018	71	78	74	74	297	T76	1,624.00
TOTAL							\$734,392.21

Knox, Kenny (73.00)

Year	1st	2nd	3rd	4th	Total	Finish	Money
2007	74	74	74	70	292	T67	2,464.80
TOTAL							\$2,464.80

Koch, Gary (71.13)

Year	1st	2nd	3rd	4th	Total	Finish	Money
2004	70	76	69	74	289	T39	12,000.00
2005	71	68	72	68	279	T11	51,500.00
2006	74	68	71	68	281	T22	23,525.00
2008	71	71	74	73	289	T59	4,290.00
TOTAL							\$91,315.00

Kraft, Greg (72.13)

Year	1st	2nd	3rd	4th	Total	Finish	Money
2016	74	70	74	71	289	T13	47,600.00
2017	70	73	72	73	288	T54	6,020.00
TOTAL							\$53,620.00

Kroll, Ted (76.73)

Year	1st	2nd	3rd	4th	Total	Finish	Money
1983					303	T36	1,337.50
1984					310	49	1,060.00
1985	77	76	77	78	308	50	1,040.00
1986	75	80	73		228	T44	1,200.00
1987	76	76	81	75	308	T62	500.00
TOTAL							\$5,137.50

Kuramoto, Massy (71.50)

Year	1st	2nd	3rd	4th	Total	Finish	Money
2006	72	72	71	75	290	T56	4,750.00
2007	72	69	67	73	281	T25	23,183.33
2008	74	70	74	69	287	T52	6,017.15
TOTAL							\$33,950.48

Lancaster, Neal (71.75)

Year	1st	2nd	3rd	4th	Total	Finish	Money
2017	71	71	70	75	287	T50	7,840.00
TOTAL							\$7,840.00

Landers, Robert (74.25)

Year	1st	2nd	3rd	4th	Total	Finish	Money
1996	70	72	80	75	297	T64	1,950.00
TOTAL							\$1,950.00

Lane, Barry (71.38)

Year	1st	2nd	3rd	4th	Total	Finish	Money
2013	77	67	72	71	287	T60	3,915.00
2014	66	69	68	70	273	T20	34,290.00
2015	75	73	67	72	287	T54	6,210.00
2016	74	74	76	71	295	T54	5,880.00
TOTAL							\$50,295.00

Langer, Bernhard (68.83)

Year	1st	2nd	3rd	4th	Total	Finish	Money
2007	70	70	70	68	278	T13	48,100.00
2008	66	70	71	68	275	T7	79,300.00
2009	72	65	69	68	274	T5	118,800.00
2010	71	73	70	67	281	T9	72,900.00
2011	71	73	66	67	277	T6	83,700.00
2013	72	69	63	67	271	8	86,400.00
2014	65	64	66	70	265	1	405,000.00
2015	65	65	67	68	265	1	405,000.00
2016	71	68	69	73	281	1	420,000.00
2017	65	67	66	73	271	T2	224,000.00
2018	68	67	67	74	276	T17	42,093.33
2019	76	72	72	70	290	T34	16,856.00
TOTAL							\$2,002,149.33

Lanning, George (74.22)

Year	1st	2nd	3rd	4th	Total	Finish	Money
1984					294	T26	1,962.50
1985	75	76	73	69	293	T22	2,550.00
1986	72	72	74		218	22	3,750.00
1987	78	77	76	71	302	T50	825.00
1988	72	79	75	74	300	T56	500.00
1989	68	75	79	74	296	T56	1,000.00
1990	77	74	71	76	298	T70	1,000.00
TOTAL							\$11,587.50

Individual Championship Player Records (cont.)

Laoretti, Larry (73.98)

Year	1st	2nd	3rd	4th	Total	Finish	Money
1990	75	71	80	72	298	T70	1,000.00
1991	76	71	75	68	290	T25	9,450.00
1992	71	70	75	71	287	T18	11,922.23
1993	73	77	77	77	304	T64	1,560.00
1994	81	75	84	70	310	77	756.00
1995	74	69	69	68	280	T14	26,250.00
1996	71	72	74	75	292	T44	5,850.00
1997	73	72	68	70	283	T16	28,800.00
1998	72	75	80	81	308	77	1,080.00
1999	77	81	79	70	307	75	1,240.00
TOTAL							\$87,908.23

Lehman, Tom (69.58)

Year	1st	2nd	3rd	4th	Total	Finish	Money
2011	73	67	67	68	275	4	162,000.00
2012	66	67	66	69	268	2	237,600.00
2013	68	68	69	69	274	T16	44,550.00
2014	67	69	66	71	273	T20	34,290.00
2015	72	68	70	70	280	T20	30,825.00
2016	73	75	70	73	291	T25	22,400.00
2017	71	68	71	70	280	T18	37,128.00
2018	69	75	68	70	282	T43	11,200.00
2019	72	71	69	70	282	T11	64,400.00
TOTAL							\$644,393.00

Lehnhard, Bruce (73.25)

Year	1st	2nd	3rd	4th	Total	Finish	Money
1994	69	73	78	73	293	T39	7,140.00
TOTAL							\$7,140.00

Levi, Wayne (72.71)

Year	1st	2nd	3rd	4th	Total	Finish	Money
2002	68	78	70	69	285	T22	26,300.00
2003	75	73	74	71	293	T40	11,250.00
2004	73	70	72	72	287	T28	19,375.00
2005	67	74	69	74	284	T30	17,285.71
2006	71	72	72	68	283	T35	15,000.00
2007	72	72	73	75	292	T67	2,464.80
2008	70	72	71	72	285	T43	10,920.00
2010	75	76	77	69	297	64	3,780.00
2011	74	73	71	74	292	T60	4,455.00
2012	80	75	74	76	305	79	1,242.00
2013	76	71	76	70	293	78	1,350.00
2014	71	67	68	71	277	T35	15,862.50
2015	73	76	77	82	308	77	1,458.00
TOTAL							\$130,743.01

Lewis, J.L. (73.63)

Year	1st	2nd	3rd	4th	Total	Finish	Money
2010	78	72	74	72	296	T62	4,185.00
2011	73	78	70	72	293	T64	3,375.00
TOTAL							\$7,560.00

Lietzke, Bruce (71.25)

Year	1st	2nd	3rd	4th	Total	Finish	Money
2002	71	70	70	71	282	T12	48,000.00
2003	70	74	73	74	291	T33	16,875.00
2004	70	67	70	71	278	4	150,000.00
2005	69	72	69	69	279	T11	51,500.00
2006	67	80	68	68	283	T35	15,000.00
2007	71	75	71	71	288	T59	4,810.00
2008	73	72	71	76	292	71	2,132.00
2009	74	68	69	76	287	T53	6,210.00
TOTAL							\$294,527.00

Lincoln, Bobby (72.50)

Year	1st	2nd	3rd	4th	Total	Finish	Money
2004	75	70	74	71	290	45	10,250.00
TOTAL							\$10,250.00

Littler, Gene (72.58)

Year	1st	2nd	3rd	4th	Total	Finish	Money
1983					279	2	24,000.00
1985	73	72	70	70	285	T2	17,475.00
1986	72	71	70		213	T10	7,331.25
1987	72	76	69	72	289	T17	6,200.00
1988	75	70	73	67	285	12	8,800.00
1989	72	69	74	72	287	T25	6,800.00
1991	75	69	76	71	291	T31	7,600.00
1992	76	78	72	70	296	T50	2,900.00
1994	76	75	82	71	304	72	1,064.00
TOTAL							\$82,170.25

Lonard, Peter (69.75)

Year	1st	2nd	3rd	4th	Total	Finish	Money
2018	73	64	72	70	279	T24	27,370.00
TOTAL							\$27,370.00

Lopez, Joe (72.75)

Year	1st	2nd	3rd	4th	Total	Finish	Money
1989	75	71	73	72	291	T37	4,200.00
TOTAL							\$4,200.00

Lotz, Dick (73.83)

Year	1st	2nd	3rd	4th	Total	Finish	Money
1993	72	75	79	72	298	T44	4,800.00
1994	70	73	78	75	296	T51	3,675.00
1995	74	76	70	72	292	T51	3,937.50
TOTAL							\$12,412.50

Lowery, Steve (71.75)

Year	1st	2nd	3rd	4th	Total	Finish	Money
2011	76	68	68	70	282	T23	27,054.00
2012	73	69	67	67	276	T14	44,550.00
2013	71	71	68	73	283	T47	8,910.00
2014	70	73	68	67	278	T39	13,230.00
2015	78	78	71	71	298	75	1,674.00
2016	71	71	73	76	291	T25	22,400.00
2017	78	70	73	80	301	75	1,736.00
TOTAL							\$119,554.00

Lu, Chien Soon (70.61)

Year	1st	2nd	3rd	4th	Total	Finish	Money
2010	75	78	67	67	287	T25	24,075.00
2011	75	71	67	71	284	T32	17,820.00
2012	74	67	67	67	275	T12	56,700.00
2013	72	66	70	67	275	T18	36,720.00
2014	72	70	70	68	280	T47	9,450.00
2015	72	72	73	69	286	T47	8,370.00
2016	77	71	73	69	290	T20	32,760.00
TOTAL							\$185,895.00

Lundstrom, David (73.06)

Year	1st	2nd	3rd	4th	Total	Finish	Money
1998	70	72	86	71	299	T67	2,026.67
1999	73	70	70	70	283	T22	20,114.29
2000	74	69	69	71	283	T16	37,950.00
2001	80	74	76	74	304	65	3,250.00
TOTAL							\$63,340.96

Lyle, Sandy (72.30)

Year	1st	2nd	3rd	4th	Total	Finish	Money
2008	76	71	74	69	290	T65	2,782.00
2009	67	73	66	75	281	T31	19,440.00
2010	73	78	76	74	301	T67	2,835.00
2012	73	69	67	70	279	T30	18,258.75
2013	70	69	71	66	276	T22	30,510.00
2014	72	73	70	72	287	T65	2,991.60
2015	76	75	70	70	291	T64	3,375.00
2016	77	73	76	73	299	T72	1,978.67
2018	71	73	76	70	290	T68	2,716.00
2019	72	78	75	73	298	T60	4,760.00
TOTAL							\$89,647.02

Individual Championship Player Records (cont.)

Magee, Andrew (72.88)

Year	1st	2nd	3rd	4th	Total	Finish	Money
2012	71	75	76	74	296	T6	1,566.00
2013	71	73	71	72	287	T60	3,915.00
TOTAL							\$5,481.00

Maggert, Jeff (70.65)

Year	1st	2nd	3rd	4th	Total	Finish	Money
2015	71	68	71	68	278	T12	51,840.00
2016	71	73	73	75	292	T36	14,595.00
2017	72	71	70	71	284	T35	15,820.00
2018	66	68	66	68	268	2	246,400.00
2019	71	74	75	71	291	T39	13,160.00
TOTAL							\$341,815.00

Mahaffey, John (72.65)

Year	1st	2nd	3rd	4th	Total	Finish	Money
1999	74	72	70	67	283	T22	20,114.29
2000	69	69	74	75	287	T30	16,962.50
2001	74	72	75	77	298	T51	7,000.00
2002	75	74	71	68	288	T33	15,107.15
2003	74	80	73	70	297	T56	5,000.00
TOTAL							\$64,183.94

Mancour, Larry (75.25)

Year	1st	2nd	3rd	4th	Total	Finish	Money
1991	76	79	76	70	301	T62	1,000.00
TOTAL							\$1,000.00

Marsh, Graham (71.10)

Year	1st	2nd	3rd	4th	Total	Finish	Money
1994	67	71	75	70	283	T14	25,900.00
1995	72	70	70	68	280	T14	26,250.00
1997	70	69	69	72	280	T8	54,000.00
1998	72	72	79	73	296	T60	3,500.00
1999	66	70	70	68	274	2	176,000.00
2000	72	72	70	71	285	T24	22,482.50
2001	75	70	70	73	288	T23	26,250.00
2002	71	74	70	70	285	T22	26,300.00
2003	72	71	74	73	290	T30	18,833.33
2004	71	70	73	72	286	T22	25,708.34
2005	64	76	72	70	282	T24	25,000.00
2006	69	72	71	72	284	T38	13,250.00
TOTAL							\$443,474.17

Martin, Miguel Angel (72.25)

Year	1st	2nd	3rd	4th	Total	Finish	Money
2017	77	72	72	69	290	T63	3,640.00
2018	76	71	71	70	288	T61	4,060.00
TOTAL							\$7,700.00

Mason, James (72.08)

Year	1st	2nd	3rd	4th	Total	Finish	Money
2002	71	73	77	73	294	T58	4,375.00
2003	72	75	71	69	287	T19	32,025.00
2004	74	67	68	78	287	T28	19,375.00
2005	71	77	66	76	290	T59	4,625.00
2006	73	74	74	68	289	T53	6,000.00
2007	74	69	69	73	285	T41	11,700.00
2008	71	72	74	73	290	T65	2,782.00
2009	77	70	70	69	286	T47	8,640.00
2010	71	70	73	69	283	T16	41,917.50
2011	74	75	70	73	292	T60	4,455.00
TOTAL							\$135,894.50

Massengale, Don (72.61)

Year	1st	2nd	3rd	4th	Total	Finish	Money
1987	75	72	68	71	286	T10	9,633.34
1988	73	73	73	71	290	T22	4,600.00
1989	70	72	70	69	281	T10	16,200.00
1990	67	72	74	70	283	T26	9,016.67
1991	70	73	71	75	289	T22	11,600.00
1992	80	74	72	69	295	T48	3,400.00
1993	72	78	80	79	309	T71	948.00
TOTAL							\$55,398.01

Mast, Dick (71.61)

Year	1st	2nd	3rd	4th	Total	Finish	Money
2002	74	67	74	77	292	T49	7,500.00
2003	70	71	73	74	288	T23	24,500.00
2004	72	74	71	74	291	T46	8,750.00
2005	70	67	75	69	281	T18	32,208.33
2006	70	67	75	72	284	T38	13,250.00
2007	74	75	70	74	293	T72	1,898.00
2012	79	70	70	66	285	T53	6,210.00
2013	72	72	68	70	282	T39	12,420.00
2014	69	70	69	74	282	T51	7,290.00
TOTAL							\$114,026.33

Mauney, Terry (73.50)

Year	1st	2nd	3rd	4th	Total	Finish	Money
2001	76	70	80	79	305	T66	2,750.00
2002	75	70	71	74	290	T40	11,000.00
2003	69	68	75	75	287	T19	32,025.00
TOTAL							\$45,775.00

Maxwell, Billy (73.96)

Year	1st	2nd	3rd	4th	Total	Finish	Money
1983					295	T17	3,700.00
1984					305	45	1,150.00
1985	71	71	73	73	288	12	5,400.00
1986	79	74	70		223	T32	2,137.50
1987	66	75	79	77	297	T33	2,625.00
1988	74	82	74	72	302	T62	500.00
1989	74	74	74	72	294	T49	2,350.00
1990	75	71	75	76	297	T68	1,000.00
TOTAL							\$18,862.50

Mayer, Dick (74.00)

Year	1st	2nd	3rd	4th	Total	Finish	Money
1983					296	T19	3,100.00
1984					296	T31	1,725.00
TOTAL							\$4,825.00

Mayfair, Billy (71.83)

Year	1st	2nd	3rd	4th	Total	Finish	Money
2017	70	71	74	68	283	T31	19,740.00
2018	75	70	70	73	288	T61	4,060.00
2019	77	71	70	73	291	T39	13,160.00
TOTAL							\$36,960.00

McBee, Rives (73.78)

Year	1st	2nd	3rd	4th	Total	Finish	Money
1990	67	72	71	70	280	T18	13,620.00
1991	76	72	73	71	292	T34	6,120.00
1992	69	76	74	73	292	T39	4,900.00
1993	74	77	77	73	301	T56	2,520.00
1994	73	70	76	74	293	T39	7,140.00
1995	77	81	70	75	303	72	1,140.00
1996	76	71	72	73	292	T44	5,850.00
1997	73	83	77	75	308	74	1,188.00
TOTAL							\$42,478.00

McCallister, Blaine (72.25)

Year	1st	2nd	3rd	4th	Total	Finish	Money
2009	72	70	73	72	287	T53	6,210.00
2010	76	70	73	72	291	T41	12,960.00
TOTAL							\$19,170.00

McCallister, Bob (79.50)

Year	1st	2nd	3rd	4th	Total	Finish	Money
1984					318	51	1,020.00
TOTAL							\$1,020.00

McCarron, Scott (69.38)

Year	1st	2nd	3rd	4th	Total	Finish	Money
2016	71	71	75	72	289	T13	47,600.00
2017	67	68	69	66	270	1	420,000.00
2018	67	68	65	71	271	T4	151,200.00
2019	74	67	71	68	280	T7	89,600.00
TOTAL							\$708,400.00

Individual Championship Player Records (cont.)

McCord, Gary (70.91)

Year	1st	2nd	3rd	4th	Total	Finish	Money
1999	74	67	68	71	280	T12	42,000.00
2000	73	75	73	71	292	T41	9,890.00
2001	74	74	67	69	284	T14	46,250.00
2002	75	73	66	74	288	T33	15,107.14
2004	70	64	71	74	279	T5	110,000.00
2005	68	71	69	70	278	T5	87,500.00
2006	70	68	69	74	281	T22	23,525.00
2008	70	73	71	73	287	T52	6,017.15
TOTAL							\$340,289.29

McCullough, Mike (71.97)

Year	1st	2nd	3rd	4th	Total	Finish	Money
1996	77	71	75	69	292	T44	5,850.00
1997	76	72	73	70	291	T46	6,840.00
1998	70	69	71	72	282	T9	52,000.00
1999	72	75	72	76	295	T64	2,500.00
2000	68	71	67	69	275	T4	124,200.00
2001	69	73	68	69	279	T6	95,000.00
2002	68	69	67	71	275	T2	183,333.33
2003	66	71	68	73	278	T5	97,500.00
2004	73	71	71	73	288	T34	15,050.00
2005	72	75	68	69	284	T30	17,285.72
2006	71	75	71	76	293	T67	2,533.33
2007	72	72	67	76	287	T54	5,720.00
2008	75	74	70	70	289	T59	4,290.00
2009	73	78	74	79	304	T5	1,674.00
2010	80	77	74	75	306	T2	2,052.00
TOTAL							\$615,828.38

McCumber, Mark (71.63)

Year	1st	2nd	3rd	4th	Total	Finish	Money
2002	67	71	74	73	285	T22	26,300.00
2003	72	73	69	72	286	T15	41,250.00
2004	69	72	73	72	286	T22	25,708.34
2005	71	77	71	70	289	T53	5,625.00
TOTAL							\$98,883.34

McDonald, Pat (75.25)

Year	1st	2nd	3rd	4th	Total	Finish	Money
2003	79	73	76	73	301	T68	2,350.00
TOTAL							\$2,350.00

McGee, Jerry (72.32)

Year	1st	2nd	3rd	4th	Total	Finish	Money
1994	69	69	74	70	282	T10	32,200.00
1995	68	73	67	68	276	T3	90,000.00
1996	70	68	69	74	281	T4	81,000.00
1997	75	72	71	72	290	T42	7,920.00
1998	75	72	73	75	295	T56	4,100.00
2000	67	73	73	76	289	T36	12,937.50
2001	75	81			156	W/D	0.00
2003	74	77	76	74	301	T68	2,350.00
2004	72	72	72	73	289	T39	12,000.00
TOTAL							\$242,507.50

McGinnis, Tom (73.75)

Year	1st	2nd	3rd	4th	Total	Finish	Money
1999	75	71	69	70	285	T33	12,900.00
2000	81	72	73	78	304	T73	1,564.00
2001	74	68	76	78	296	T45	9,250.00
TOTAL							\$23,714.00

McKenzie, David (71.25)

Year	1st	2nd	3rd	4th	Total	Finish	Money
2018	71	71	71	72	285	T54	6,440.00
TOTAL							\$6,440.00

McKnight, Tom (70.50)

Year	1st	2nd	3rd	4th	Total	Finish	Money
2005	68	67	70	71	276	T3	165,000.00
2006	71	73	67	70	281	T22	23,525.00
2007	74	69	72	64	279	T17	35,663.34
2008	67	73	71	71	282	T32	16,417.14
2009	76	69	75	72	292	T69	2,457.00
TOTAL							\$243,062.48

McNulty, Mark (70.88)

Year	1st	2nd	3rd	4th	Total	Finish	Money
2004	69	72	69	71	281	T9	62,500.00
2005	71	68	70	70	279	T11	51,500.00
2006	69	73	68	75	285	T41	11,500.00
2007	72	68	73	69	282	T31	17,550.00
2008	69	69	73	76	287	T52	6,017.14
2011	70	70	72	71	283	T28	21,870.00
2012	76	75	73	74	298	T77	1,458.00
2013	73	70	74	67	284	T52	6,682.50
2014	66	66	71	66	269	T5	128,250.00
2015	78	70	68	71	287	T54	6,210.00
TOTAL							\$313,537.64

Mediate, Rocco (71.36)

Year	1st	2nd	3rd	4th	Total	Finish	Money
2013	70	69	68	69	276	T22	30,510.00
2014	67	70	69	68	274	T22	27,765.00
2015	67	74	69	71	281	T26	24,570.00
2016	77	74	73	78	302	T78	1,400.00
2017	72	75	71	71	289	T60	4,760.00
2018	68	70	69	70	277	T20	34,720.00
2019	76	73	77	73	299	T63	4,060.00
TOTAL							\$127,785.00

Meshiai, Hajime (72.42)

Year	1st	2nd	3rd	4th	Total	Finish	Money
2004	73	69	73	72	287	T28	19,375.00
2005	75	69	72	72	288	T49	7,500.00
2006	69	75	75	75	294	T70	2,125.00
TOTAL							\$29,000.00

Mize, Larry (70.89)

Year	1st	2nd	3rd	4th	Total	Finish	Money
2008	70	72	71	68	281	T27	21,580.00
2009	70	73	70	73	286	T47	8,640.00
2010	78	71	70	70	289	T33	17,010.00
2012	70	65	70	74	279	T30	18,258.75
2013	68	71	71	67	277	T24	27,000.00
2014	65	69	72	69	275	T28	21,384.00
2015	76	72	70	71	289	T59	4,590.00
2016	79	73	68	70	290	T20	32,760.00
2017	64	76	73	71	284	T35	15,820.00
2018	69	72	66	69	276	T17	42,093.33
2019	76	75	72	70	293	T52	7,280.00
TOTAL							\$216,416.08

Montalbano, Chuck (74.75)

Year	1st	2nd	3rd	4th	Total	Finish	Money
1996	72	76	73	78	299	T69	1,320.00
TOTAL							\$1,320.00

Montgomerie, Colin (69.61)

Year	1st	2nd	3rd	4th	Total	Finish	Money
2013	69	70	68	65	272	T9	64,800.00
2014	69	69	66	68	272	T15	43,200.00
2015	68	71	67	68	274	T3	161,100.00
2016	70	73	70	76	289	T13	47,600.00
2017	71	69	69	68	277	T6	100,800.00
2018	72	68	70	72	282	T43	11,200.00
2019	71	68	71	73	283	T13	50,400.00
TOTAL							\$479,100.00

Moody, Lloyd (75.50)

Year	1st	2nd	3rd	4th	Total	Finish	Money
1992	78	70	75	79	302	T64	1,400.00
TOTAL							\$1,400.00

Individual Championship Player Records (cont.)

Moody, Orville (72.83)

Year	1st	2nd	3rd	4th	Total	Finish	Money
1984					294	T26	1,962.50
1985	73	75	71	71	290	14	4,650.00
1986	73	73	76		222	T28	2,625.00
1987	76	74	76	68	294	T24	4,100.00
1988	75	72	70	66	283	T8	12,000.00
1989	67	69	64	71	271	1	105,000.00
1990	70	69	68	69	276	T8	28,466.67
1991	74	74	75	75	298	T55	1,000.00
1992	74	76	74	80	304	T66	1,150.00
1993	75	67	80	70	292	T29	9,480.00
1994	70	78	79	73	300	T63	2,030.00
1995	72	73	75	81	301	T69	1,365.00
1999	75	70	75	72	292	T56	4,200.00
TOTAL							\$178,029.17

Moran, Chuck (77.25)

Year	1st	2nd	3rd	4th	Total	Finish	Money
2001	81	78	76	74	309	T70	2,125.00
TOTAL							\$2,125.00

Moran, Paul (74.25)

Year	1st	2nd	3rd	4th	Total	Finish	Money
1989	70	76	71	75	292	T44	3,000.00
1990	71	69	68	73	281	T23	11,350.00
1991	77	78	73	78	306	T74	1,000.00
1992	76	80	76	77	309	T74	620.00
TOTAL							\$15,970.00

Morgan, Dan (73.60)

Year	1st	2nd	3rd	4th	Total	Finish	Money
1987	74	73	74	74	295	T29	3,300.00
1988	73	82	72	70	297	T43	1,775.00
1990	69	71	70	70	280	T18	13,620.00
1991	78	80	74	73	305	T71	1,000.00
1992	73	70	74	78	295	T48	3,400.00
TOTAL							\$23,095.00

Morgan, Gil (70.22)

Year	1st	2nd	3rd	4th	Total	Finish	Money
1997	70	71	69	69	279	T6	68,400.00
1998	69	64	68	66	267	1	300,000.00
1999	74	72	67	65	278	T7	68,000.00
2000	68	71	71	71	281	T10	57,500.00
2001	72	68	69	74	283	13	50,000.00
2002	73	71	72	74	290	T40	11,000.00
2003	64	73	72	69	278	T5	97,500.00
2004	65	70	75	71	281	T9	62,500.00
2005	72	66	67	73	278	T5	87,500.00
2006	70	66	71	69	276	T3	137,500.00
2007	69	68	70	74	281	T25	23,183.33
2008	69	70	71	67	277	T13	49,400.00
2009	71	71	74	71	287	T53	6,210.00
2011	73	76	73		222	W/D	0.00
2012	70	71	71	67	279	T30	18,258.75
2013	71	75	69	72	287	T60	3,915.00
TOTAL							\$1,040,867.08

Morgan, John (72.63)

Year	1st	2nd	3rd	4th	Total	Finish	Money
1997	72	79	73	71	295	T54	4,230.00
1998	71	70	74	73	288	T30	13,244.45
1999	72	73	73	72	290	T53	4,900.00
2000	72	74	72	71	289	T36	12,937.50
TOTAL							\$35,311.95

Morgan, Walter (73.88)

Year	1st	2nd	3rd	4th	Total	Finish	Money
1992	77	75	78	79	309	T74	620.00
1993	71	78	76	75	300	T51	3,072.00
1994	73	79	76	75	303	T69	1,232.00
1995	74	67	69	70	280	T14	26,250.00
1996	75	68	72	72	287	T24	14,025.00
1997	74	71	72	67	284	T19	21,291.43
1998	71	72	71	74	288	T30	13,244.44
1999	73	71	76	72	292	T56	4,200.00
2000	78	72	72	82	304	T73	1,564.00
2001	79	72	71	78	300	T56	5,250.00
2002	80	70	73	67	290	T40	11,000.00
2003	77	80	78	74	309	76	1,450.00
TOTAL							\$103,198.87

Morse, John (73.06)

Year	1st	2nd	3rd	4th	Total	Finish	Money
2008	68	68	76	75	287	T52	6,017.14
2009	71	74	72	72	289	T60	4,725.00
2010	71	76	74	73	294	T52	6,534.00
2011	78	74	73	74	299	77	1,458.00
TOTAL							\$18,734.14

Mouland, Mark (71.67)

Year	1st	2nd	3rd	4th	Total	Finish	Money
2013	70	71	76	65	282	T39	12,420.00
2014	71	75	71	75	292	T75	1,620.00
2015	71	71	70	74	286	T47	8,370.00
TOTAL							\$22,410.00

Mowry, Larry (72.95)

Year	1st	2nd	3rd	4th	Total	Finish	Money
1987	70	78	77	77	302	T50	825.00
1988	71	70	73	70	284	T10	10,050.00
1989	77	74	77	73	301	T68	1,000.00
1990	69	67	71	69	276	T8	28,466.67
1992	75	73	74	71	293	T44	4,100.00
1993	69	71	74	77	291	T22	12,068.57
1994	68	73	76	75	292	T35	8,225.00
1995	75	73	69	74	291	T49	4,800.00
1996	76	70	77	71	294	T54	3,450.00
1997	69	73	77	75	294	T52	4,680.00
TOTAL							\$77,665.24

Murphy, Bob (72.35)

Year	1st	2nd	3rd	4th	Total	Finish	Money
1993	68	73	75	72	288	T15	21,000.00
1994	69	68	73	72	282	T10	32,200.00
1995	71	68	69	70	278	T7	48,000.00
1996	78	71	68	73	290	T33	8,887.50
1997	72	70	71	77	290	T42	7,920.00
1998	67	72	64	75	278	T4	108,000.00
1999	71	75	74	74	294	T62	3,100.00
2000	66	72	74	71	283	T16	37,950.00
2001	77	73	72	69	291	T31	17,250.00
2002	78	64	68	80	290	T40	11,000.00
2003	69	68	79	81	297	T56	5,000.00
2004	79	71	72	74	296	T63	3,500.00
2005	76	75	86	68	305	78	1,250.00
TOTAL							\$305,057.50

Nagle, Kel (76.50)

Year	1st	2nd	3rd	4th	Total	Finish	Money
1983					299	T26	1,760.00
1984					304	T43	1,187.50
1985	77	76	73	73	299	33	1,650.00
1987	74	81	79	78	312	68	500.00
1988	79	76	80	72	307	T64	500.00
TOTAL							\$5,597.50

Individual Championship Player Records (cont.)

Nelson, Larry (71.49)

Year	1st	2nd	3rd	4th	Total	Finish	Money
1998	69	76	72	70	287	T24	18,700.00
1999	66	72	69	69	276	4	120,000.00
2000	70	68	69	67	274	T2	184,000.00
2001	67	70	78	76	291	T31	17,250.00
2002	71	69	69	71	280	T8	75,000.00
2003	69	71	75	74	289	29	20,750.00
2004	70	70	75	77	292	T51	6,750.00
2005	68	74	67	69	278	T5	87,500.00
2006	74	72	71	70	287	T50	7,500.00
2007	73	74	76		223	W/D	0.00
2008	70	70	74	69	283	T39	13,520.00
2009	72	69	68	71	280	T24	24,685.72
2010	74	77	78	73	302	T69	2,457.00
2011	75	71	72	74	292	T60	4,455.00
2012	72	72	68	71	283	T48	8,640.00
2013	76	68	73	70	287	T60	3,915.00
					TOTAL		\$595,122.72

Nichols, Bobby (73.32)

Year	1st	2nd	3rd	4th	Total	Finish	Money
1986	72	77	76		225	T38	1,725.00
1987	72	70	73	74	289	T17	6,200.00
1988	71	73	71	72	287	T15	7,200.00
1989	74	70	70	77	291	T37	4,200.00
1990	71	73	72	70	286	T35	5,525.00
1991	68	71	74	77	290	T25	9,450.00
1992	72	70	71	74	287	T18	11,922.22
1993	76	77	75	76	304	T64	1,560.00
1994	79	80			159	W/D	0.00
1995	73	72	78	72	295	T60	2,625.00
					TOTAL		\$50,407.22

Nicklaus, Jack (70.74)

Year	1st	2nd	3rd	4th	Total	Finish	Money
1990	65	68	64	64	261	1	150,000.00
1991	77	70	69	73	289	T22	11,600.00
1993	67	75	78	71	291	T22	12,068.57
1994	68	72	73	67	280	T6	50,400.00
1995	71	68	66	67	272	2	132,000.00
1996	74	70	72	71	287	T24	14,025.00
1997	69	67	72	72	280	T8	54,000.00
1998	67	70	72	70	279	6	80,000.00
1999	71	74			145	W/D	0.00
2000	75	72	71	70	288	T34	14,835.00
2001	77				77	W/D	0.00
2003	74	76	71	72	293	T40	11,250.00
					TOTAL		\$530,178.57

Nielsen, Lonnie (70.94)

Year	1st	2nd	3rd	4th	Total	Finish	Money
2004	72	74	71	74	291	T46	8,750.00
2005	70	69	73	71	283	T27	21,750.00
2006	73	65	66	76	280	T17	35,350.00
2007	70	72	70	72	284	T39	13,520.00
2008	70	68	70	69	277	T13	49,400.00
2009	65	73	70	71	279	T22	30,510.00
2011	73	70	71	73	287	T45	9,720.00
2012	71	75	66	77	289	T65	3,375.00
					TOTAL		\$172,375.00

Nieporte, Tom (76.00)

Year	1st	2nd	3rd	4th	Total	Finish	Money
1983					300	T31	1,525.00
1985	75	75	80	74	304	T42	1,187.50
					TOTAL		\$2,712.50

Norman, Greg (71.25)

Year	1st	2nd	3rd	4th	Total	Finish	Money
2012	67	74	73	71	285	T53	6,210.00
					TOTAL		\$6,210.00

North, Andy (73.25)

Year	1st	2nd	3rd	4th	Total	Finish	Money
2000	73	76	73	73	295	T52	5,566.00
2001	79	74	75	69	297	50	7,750.00
2002	77	74	70	72	293	T53	5,750.00
2003	67	69	76	75	287	T19	32,025.00
					TOTAL		\$51,091.00

O'Connor, Christy (73.75)

Year	1st	2nd	3rd	4th	Total	Finish	Money
1999	75	75	69	76	295	T64	2,500.00
					TOTAL		\$2,500.00

O'Hern, Jim (74.70)

Year	1st	2nd	3rd	4th	Total	Finish	Money
1989	73	79	73	75	300	T65	1,000.00
1990	74	73	69	76	292	T58	1,000.00
1991	71	76	71	81	299	58	1,000.00
1992	73	73	78	74	298	T54	2,350.00
1993	78	80	74	73	305	67	1,320.00
					TOTAL		\$6,670.00

O'Meara, Mark (70.45)

Year	1st	2nd	3rd	4th	Total	Finish	Money
2007	74	72	71	65	282	T31	17,550.00
2008	69	67	72	74	282	T32	16,417.14
2009	70	69	68	69	276	T9	67,500.00
2010	68	68	69	68	273	1	405,000.00
2011	68	70	69	69	276	5	129,600.00
2013	68	66	75	73	282	T39	12,420.00
2014	67	66	69	68	270	T6	83,700.00
2016	76	71	69	76	292	T36	14,595.00
2017	79	72	70	71	292	70	2,464.00
2018	74	71	74	74	293	T72	2,044.00
					TOTAL		\$751,290.14

Oakley, David (74.38)

Year	1st	2nd	3rd	4th	Total	Finish	Money
1997	72	77	76	71	296	T56	3,690.00
1998	76	71	76	76	299	T67	2,026.66
					TOTAL		\$5,716.66

Oakley, Pete (73.50)

Year	1st	2nd	3rd	4th	Total	Finish	Money
2005	69	73	76	76	294	T66	2,875.00
					TOTAL		\$2,875.00

Ojala, David (74.50)

Year	1st	2nd	3rd	4th	Total	Finish	Money
1997	76	73	73	76	298	T65	2,250.00
					TOTAL		\$2,250.00

Olazábal, José María (72.75)

Year	1st	2nd	3rd	4th	Total	Finish	Money
2017	72	74	69	76	291	T68	2,716.00
					TOTAL		\$2,716.00

Overton, Jay (76.75)

Year	1st	2nd	3rd	4th	Total	Finish	Money
2002	77	80	72	72	301	75	1,550.00
2003	80	83	75	75	313	T78	1,200.00
					TOTAL		\$2,750.00

Overturf, Dean (75.25)

Year	1st	2nd	3rd	4th	Total	Finish	Money
2000	72	74	79	76	301	T69	2,024.00
					TOTAL		\$2,024.00

Owens, Charles (72.58)

Year	1st	2nd	3rd	4th	Total	Finish	Money
1985	69	73	71	72	285	T2	17,475.00
1986	70	72	69		211	T6	10,500.00
1987	67	73	71	73	284	T5	15,900.00
1988	75	73	68	72	288	T17	6,400.00
1989	71	80	76		227	W/D	0.00
1990	76	72	75	76	299	T72	1,000.00
1991	70	74	72	77	293	T39	5,100.00
					TOTAL		\$56,375.00

Individual Championship Player Records (cont.)

Ozaki, Naomichi (70.21)

Year	1st	2nd	3rd	4th	Total	Finish	Money
2006	71	65	73	71	280	T17	35,350.00
2007	73	70	69	69	281	T25	23,183.34
2008	69	70	67	73	279	T18	36,660.00
2009	71	68	74	72	285	T43	11,340.00
2010	68	72	68	69	277	T5	118,800.00
2011	75	72	65	71	283	T28	21,870.00
TOTAL							\$247,203.34

Palmer, Arnold (72.12)

Year	1st	2nd	3rd	4th	Total	Finish	Money
1983					285	T5	11,500.00
1984					276	1	36,000.00
1985	67	71	68	68	274	1	36,000.00
1986	72	71	67		210	T3	18,750.00
1987	69	72	72	71	284	T5	15,900.00
1988	73	75	70	75	293	T32	2,775.00
1989	67	69	75	67	278	T4	29,600.00
1990	72	71	72	73	288	T48	3,500.00
1991	73	76	72	73	294	T43	4,400.00
1992	75	72	71	73	291	T36	5,733.34
1993	72	76	72	78	298	T44	4,800.00
1994	73	76	79	73	301	T65	1,680.00
1995	73	72	72	73	290	T46	5,550.00
TOTAL							\$176,188.34

Parel, Scott (70.69)

Year	1st	2nd	3rd	4th	Total	Finish	Money
2016	76	72	75	74	297	T67	2,940.00
2017	71	71	74	68	284	T35	15,820.00
2018	67	66	70	69	272	T6	95,200.00
2019	66	72	67	73	278	T4	151,200.00
TOTAL							\$265,160.00

Parnevik, Jesper (70.81)

Year	1st	2nd	3rd	4th	Total	Finish	Money
2015	70	66	72	71	279	T17	40,500.00
2016	72	73	71	73	289	T13	47,600.00
2017	71	71	73	73	288	T54	6,020.00
2018	72	70	67	68	277	T20	34,720.00
TOTAL							\$128,840.00

Pate, Jerry (71.38)

Year	1st	2nd	3rd	4th	Total	Finish	Money
2004	75	68	74	71	288	T34	15,050.00
2005	68	70	72	74	284	T30	17,285.71
2006	71	65	74	70	280	T17	35,350.00
2007	74	70	67	72	283	T37	14,560.00
2009	77	67	72	70	286	T47	8,640.00
2012	75	74	74	69	292	T68	2,538.00
TOTAL							\$93,423.71

Pate, Steve (71.66)

Year	1st	2nd	3rd	4th	Total	Finish	Money
2011	70	73	73	74	290	T55	5,805.00
2012	68	69	68	72	277	T20	29,396.25
2013	70	74	72	70	286	T57	5,400.00
2014	65	71	69	70	275	T28	21,384.00
2015	73	63	71	75	282	T29	21,870.00
2016	75	73	77	72	297	T67	2,940.00
2017	74	71	73	73	291	T68	2,716.00
2018	78	73	72	72	295	T75	1,736.00
TOTAL							\$91,247.25

Patino, Jesse (72.75)

Year	1st	2nd	3rd	4th	Total	Finish	Money
2000	66	71	71	72	280	9	64,400.00
2001	76	73	73	73	295	T41	11,500.00
2002	73	72	80	73	298	T71	1,975.00
TOTAL							\$77,875.00

Pavin, Corey (70.44)

Year	1st	2nd	3rd	4th	Total	Finish	Money
2010	76	70	75	74	295	T57	5,130.00
2011	67	69	69	76	281	T17	37,035.00
2012	70	70	70	67	277	T20	29,396.25
2013	71	65	67	69	272	T9	64,800.00
2014	65	69	69	67	270	T6	83,700.00
2015	75	72	69	70	286	T47	8,370.00
2017	65	68	71	75	279	T14	49,000.00
2018	70	73	72	70	285	T54	6,440.00
2019	75	70	73	73	291	T39	13,160.00
TOTAL							\$297,031.25

Peete, Calvin (72.42)

Year	1st	2nd	3rd	4th	Total	Finish	Money
1994	71	71	72	75	289	T28	11,340.00
1996	72	68	71	72	283	T8	39,600.00
1998	75	71	74	77	297	T62	2,800.00
TOTAL							\$53,740.00

Peoples, David (71.63)

Year	1st	2nd	3rd	4th	Total	Finish	Money
2010	70	71	68	76	285	T20	33,480.00
2011	70	72	73	70	285	T37	14,850.00
2012	70	71	75	72	288	T62	4,050.00
2013	72	74	73	69	288	T68	2,538.00
TOTAL							\$54,918.00

Pernice Jr., Tom (70.89)

Year	1st	2nd	3rd	4th	Total	Finish	Money
2013	67	71	71	64	273	T14	49,950.00
2014	72	72	69	73	286	T62	4,050.00
2015	70	75	70	65	280	T20	30,825.00
2016	72	75	72	71	290	T20	32,760.00
2017	71	74	71	67	283	T31	19,740.00
2018	72	75	69	65	281	T32	16,341.82
2019	71	73	77	71	292	T46	9,520.00
TOTAL							\$163,186.82

Perry, Kenny (69.06)

Year	1st	2nd	3rd	4th	Total	Finish	Money
2011	73	70	69	67	279	T13	52,650.00
2012	68	69	67	68	272	8	86,400.00
2013	71	63	63	64	261	1	405,000.00
2014	70	63	65	69	267	4	160,650.00
2015	70	69	70	75	284	T34	16,254.00
2016	74	77	67	71	289	T13	47,600.00
2017	73	70	71	68	282	T26	24,360.00
2018	65	70	69	68	272	T6	95,200.00
2019	71	71	71	67	280	T7	89,600.00
TOTAL							\$977,714.00

Petrovic, Tim (69.75)

Year	1st	2nd	3rd	4th	Total	Finish	Money
2017	73	71	67	68	279	T14	49,000.00
2018	70	73	69	70	282	T43	11,200.00
2019	71	68	69	68	276	T2	224,000.00
TOTAL							\$284,200.00

Pfeil, Mark (74.25)

Year	1st	2nd	3rd	4th	Total	Finish	Money
2003	76	74	76	71	297	T56	5,000.00
TOTAL							\$5,000.00

Individual Championship Player Records (cont.)

Player, Gary (72.35)

Year	1st	2nd	3rd	4th	Total	Finish	Money
1986	68	74	72		214	T14	5,887.50
1987	69	73	69	69	280	1	60,000.00
1988	72	71	67	71	281	T3	24,200.00
1989	68	66	72	68	274	3	48,000.00
1990	67	68	76	69	280	T18	13,620.00
1991	72	72	73	77	294	T43	4,400.00
1992	72	70	73	72	287	T18	11,922.22
1993	73	74	75	72	294	T33	7,740.00
1994	71	72	75	76	294	T42	5,880.00
1996	74	75	68	76	293	T49	4,350.00
1997	73	77	71	72	293	T49	5,580.00
1999	76	73	70	65	284	T29	15,450.00
2000	75	71	75	75	296	T57	4,600.00
2001	74	75	75	76	300	T56	5,250.00
2004	73	71	74	77	295	T58	4,500.00
2006	73	71	74	81	299	T74	1,600.00
TOTAL							\$222,979.72

Pohl, Dan (71.42)

Year	1st	2nd	3rd	4th	Total	Finish	Money
2005	72	72	72	71	287	T45	9,500.00
2006	69	71	70	69	279	T11	50,000.00
2007	73	71	75	72	291	T64	3,380.00
TOTAL							\$62,880.00

Pooley, Don (71.06)

Year	1st	2nd	3rd	4th	Total	Finish	Money
2002	75	70	73	67	285	T22	26,300.00
2003	68	79	71	75	293	T40	11,250.00
2004	72	70	68	72	282	T13	47,500.00
2005	70	71	65	75	281	T18	32,208.33
2006	70	66	70	73	279	T11	50,000.00
2007	74	67	67	72	280	T23	27,950.00
2008	71	73	70	67	281	T27	21,580.00
2009	72	71	71	68	282	T34	17,010.00
2010	74	73	77	71	295	T57	5,130.00
TOTAL							\$238,928.33

Powell, Jimmy (73.98)

Year	1st	2nd	3rd	4th	Total	Finish	Money
1986	77	77	75		229	T49	900.00
1987	77	76	72	70	295	T29	3,300.00
1988	74	78	77	72	301	61	500.00
1989	68	79	71	76	294	T49	2,350.00
1990	71	67	69	72	279	T14	17,500.00
1991	77	78	81	82	318	81	1,000.00
1992	74	74	83	73	304	T66	1,150.00
1993	79	76	76	76	307	T68	1,128.00
1995	70	72	71	70	283	T30	10,830.00
1996	74	75	72	74	295	T57	2,925.00
1997	71	67	79	69	286	T26	16,380.00
1998	70	71	73	72	286	T19	24,920.00
TOTAL							\$82,883.00

Price, Nick (70.95)

Year	1st	2nd	3rd	4th	Total	Finish	Money
2007	68	71	75	70	284	T39	13,520.00
2008	70	66	66	71	273	T3	156,000.00
2009	69	69	69	69	276	T9	67,500.00
2011	69	72	71	76	288	T51	7,290.00
2013	72	70	75	73	290	T74	1,674.00
2014	77	73			150	W/D	0.00
TOTAL							\$245,984.00

Price, Phillip (70.25)

Year	1st	2nd	3rd	4th	Total	Finish	Money
2018	71	71	71	68	281	T32	16,341.82
TOTAL							\$16,341.82

Purtzer, Tom (71.35)

Year	1st	2nd	3rd	4th	Total	Finish	Money
2002	74	69	71	69	283	T17	36,437.50
2003	67	74	72	65	278	T5	97,500.00
2004	75	72	70	76	293	T54	5,875.00
2005	70	73	70	72	285	T37	14,000.00
2006	69	67	72	69	277	T7	85,000.00
2007	69	69	73	69	280	T23	27,950.00
2008	71	71	74	69	285	T43	10,920.00
2009	71	73	69	72	285	T43	11,340.00
2010	76	73	73	71	293	T47	8,910.00
2011	70	75	72	76	293	T64	3,375.00
2012	69	73	71	70	283	T48	8,640.00
2013	73	73	74	70	290	T74	1,674.00
TOTAL							\$311,621.50

Quigley, Dana (70.48)

Year	1st	2nd	3rd	4th	Total	Finish	Money
1997	67	75	70	74	286	T26	16,380.00
1998	74	69	72	75	290	T41	9,400.00
1999	73	69	73	71	286	T37	10,200.00
2000	71	65	67	71	274	T2	184,000.00
2001	72	72	72	72	288	T23	26,250.00
2002	72	73	74	67	286	T27	21,750.00
2003	67	75	68	71	281	T11	60,000.00
2004	68	67	72	72	279	T5	110,000.00
2005	67	66	72	73	278	T5	87,500.00
2006	69	68	68	74	279	T11	50,000.00
2007	68	72	67	72	279	T17	35,663.33
2008	71	68	70	68	277	T13	49,400.00
TOTAL							\$660,543.33

Quinn, Fran (71.58)

Year	1st	2nd	3rd	4th	Total	Finish	Money
2016	72	75	66	75	288	T12	61,600.00
2017	71	73	69	69	282	T26	24,360.00
2018	72	75	72	70	289	T67	3,080.00
TOTAL							\$89,040.00

Rachels, Sammy (73.78)

Year	1st	2nd	3rd	4th	Total	Finish	Money
2001	76	71	74	78	299	T53	6,000.00
2002	70				70	W/D	0.00
2004	75	74	73	73	295	T58	4,500.00
TOTAL							\$10,500.00

Rawlins, Bob (74.30)

Year	1st	2nd	3rd	4th	Total	Finish	Money
1988	68	72	76	77	293	T32	2,775.00
1989	70	77	74	71	292	T44	3,000.00
1990	69	69	81	67	286	T35	5,525.00
1991	72	80	80	76	308	T78	1,000.00
1992	80	82	75	70	307	T71	790.00
TOTAL							\$13,090.00

Rea, Pat (74.25)

Year	1st	2nd	3rd	4th	Total	Finish	Money
1984					297	T33	1,600.00
TOTAL							\$1,600.00

Reese, Don (73.25)

Year	1st	2nd	3rd	4th	Total	Finish	Money
2005	68	73	75	77	293	T64	3,375.00
TOTAL							\$3,375.00

Individual Championship Player Records (cont.)

Reid, Mike (71.65)

Year	1st	2nd	3rd	4th	Total	Finish	Money
2005	77	71	69	74	291	61	4,250.00
2006	70	66	74	71	281	T22	23,525.00
2007	74	68	76	72	290	T62	4,030.00
2008	75	71	72	72	290	T65	2,782.00
2009	68	72	68	68	276	T9	67,500.00
2010	73	68	68	70	279	7	97,200.00
2011	75	77	67	74	293	T64	3,375.00
2013	71	73	72	71	287	T60	3,915.00
2014	76	71	73	73	293	77	1,458.00
2015	71	72	71	72	286	T47	8,370.00
TOTAL							\$216,405.00

Reith, Bob (74.25)

Year	1st	2nd	3rd	4th	Total	Finish	Money
1992	71	75	72	76	294	47	3,700.00
1993	73	76	75	74	298	T44	4,800.00
1994	73	78	79	69	299	T60	2,380.00
TOTAL							\$10,880.00

Rhoden, Rick (72.75)

Year	1st	2nd	3rd	4th	Total	Finish	Money
2006	72	75	74	70	291	T63	3,625.00
TOTAL							\$3,625.00

Rhyan, Dick (73.34)

Year	1st	2nd	3rd	4th	Total	Finish	Money
1989	72	71	69	76	288	T30	6,100.00
1990	75	73	78	73	299	T72	1,000.00
1991	77	75	78	74	304	T69	1,000.00
1992	73	76	73	74	296	T50	2,900.00
1993	71	78	71	69	289	T17	18,040.00
1994	68	72	80	74	294	T42	5,880.00
1995	74	69	69	70	282	T23	14,378.57
1996	72	74	74	75	295	T57	2,925.00
TOTAL							\$52,223.57

Riegger, John (70.33)

Year	1st	2nd	3rd	4th	Total	Finish	Money
2014	68	64	69	70	271	T12	54,900.00
2015	74	69	68	74	285	T39	12,420.00
2017	75	71	72	70	288	T54	6,020.00
TOTAL							\$73,340.00

Rinker, Lee (72.00)

Year	1st	2nd	3rd	4th	Total	Finish	Money
2011	75	72	72	69	288	T51	7,290.00
TOTAL							\$7,290.00

Roberts, Loren (69.98)

Year	1st	2nd	3rd	4th	Total	Finish	Money
2006	71	67	64	74	276	T3	137,500.00
2007	67	66	67	67	267	1	390,000.00
2008	68	71	72	69	280	T21	28,166.67
2009	70	67	65	71	273	T3	178,200.00
2010	70	69	68	68	275	3	194,400.00
2011	73	73	67	70	283	T28	21,870.00
2012	70	73	66	71	280	T38	13,770.00
2013	73	71	75	66	285	56	5,940.00
2014	68	66	71	69	274	T22	27,765.00
2015	69	69	71	73	282	T29	21,870.00
2016	75	72	69	74	290	T20	32,760.00
2017	69	70	68	75	282	T26	24,360.00
2019	76	72	73	71	292	T46	9,520.00
TOTAL							\$1,086,121.67

Rodgers, Phil (74.81)

Year	1st	2nd	3rd	4th	Total	Finish	Money
1989	76	77	75	69	297	T59	1,000.00
1990	74	74	69	74	291	T55	1,000.00
1991	73	75	80	75	303	T66	1,000.00
1992	79	76	79	72	306	T68	940.00
TOTAL							\$3,940.00

Rodriguez, Chi Chi (72.49)

Year	1st	2nd	3rd	4th	Total	Finish	Money
1986	69	67	70		206	1	45,000.00
1987	65	72	74	70	281	T2	32,000.00
1988	74	76	67	74	291	T26	3,900.00
1989	71	71	69	70	281	T10	16,200.00
1990	70	67	68	68	273	T5	44,000.00
1991	73	71	68	78	290	T25	9,450.00
1992	71	70	70	68	279	4	60,000.00
1993	72	71	73	74	290	T20	15,360.00
1994	71	71	76	73	291	T32	9,660.00
1996	70	74	70	70	284	T13	28,500.00
1997	74	74	69	71	288	T34	10,836.00
1998	73	76	71	73	293	T50	5,600.00
1999	71	70	70	74	285	T33	12,900.00
2000	75	71	77	74	297	T60	3,795.00
2001	81	82	76	79	318	73	1,750.00
2006	76	81	82	81	320	77	1,350.00
TOTAL							\$300,301.00

Rogers, Bill (74.75)

Year	1st	2nd	3rd	4th	Total	Finish	Money
2004	70	71	81	77	299	70	2,200.00
TOTAL							\$2,200.00

Romero, Eduardo (70.88)

Year	1st	2nd	3rd	4th	Total	Finish	Money
2007	73	66	70	68	277	T7	72,800.00
2008	66	72	67	70	275	T7	79,300.00
2009	68	74	69	70	281	T31	19,440.00
2010	70	72	78	69	289	T33	17,010.00
2011	77	68	70	71	286	T40	12,690.00
2012	73	70	71	79	293	T71	2,052.00
TOTAL							\$203,292.00

Rosburg, Bob (72.88)

Year	1st	2nd	3rd	4th	Total	Finish	Money
1983					291	T11	5,750.00
1984					292	T19	3,150.00
TOTAL							\$8,900.00

Ross, John (73.50)

Year	1st	2nd	3rd	4th	Total	Finish	Money
2010	74	73	74	73	294	T52	6,534.00
TOTAL							\$6,534.00

Rotar, Chuck (79.00)

Year	1st	2nd	3rd	4th	Total	Finish	Money
1983					316	46	925.00
TOTAL							\$925.00

Roy, Jim (75.25)

Year	1st	2nd	3rd	4th	Total	Finish	Money
2010	76	71	73	81	301	T67	2,835.00
TOTAL							\$2,835.00

Ruangkit, Boonchu (72.00)

Year	1st	2nd	3rd	4th	Total	Finish	Money
2007	75	69	73	70	287	T54	5,720.00
2008	75	72	74	68	289	T59	4,290.00
TOTAL							\$10,010.00

Rudolph, Mason (79.25)

Year	1st	2nd	3rd	4th	Total	Finish	Money
1984					307	46	1,125.00
1985	83	78	79	77	317	54	999.00
TOTAL							\$2,124.00

Rummells, Dave (73.00)

Year	1st	2nd	3rd	4th	Total	Finish	Money
2010	71	71	78	72	292	T43	11,340.00
TOTAL							\$11,340.00

Individual Championship Player Records (cont.)

Rutledge, Jim (70.75)

Year	1st	2nd	3rd	4th	Total	Finish	Money
2010	71	72	70	67	280	8	86,400.00
2011	74	71	72	67	284	T32	17,820.00
2012	74	69	67	66	276	T14	44,550.00
2013	74	71	68	65	278	T27	21,445.71
2014	72	70	74	67	283	T54	6,075.00
2015	78	70	74	75	297	74	1,782.00
TOTAL							\$178,072.71

San Filippo, Mike (74.75)

Year	1st	2nd	3rd	4th	Total	Finish	Money
2006	72	74	75	78	299	T74	1,600.00
TOTAL							\$1,600.00

Sanders, Doug (73.38)

Year	1st	2nd	3rd	4th	Total	Finish	Money
1984					301	T37	1,400.00
1985	77	78			155	W/D	0.00
1986	71	75	74		220	T24	3,375.00
1987	73	71	72	68	284	T5	15,900.00
1988	75	71	73	74	293	T32	2,775.00
1989	70	73	81	74	298	T61	1,000.00
1990	69	71	76	75	291	T55	1,000.00
TOTAL							\$25,450.00

Sauers, Gene (70.38)

Year	1st	2nd	3rd	4th	Total	Finish	Money
2013	69	69	73	72	283	T47	8,910.00
2014	69	72	68	69	278	T39	13,230.00
2015	68	71	69	70	278	T12	51,840.00
2017	69	72	71	66	278	T9	67,200.00
2018	71	70	71	73	285	T54	6,440.00
2019	76	71	71	69	287	29	23,240.00
TOTAL							\$170,860.00

Schroeder, John (72.57)

Year	1st	2nd	3rd	4th	Total	Finish	Money
1996	79	72	68	68	287	T24	14,025.00
1997	69	69	78	68	284	T19	21,291.43
1998	75	65	70	78	288	T30	13,244.44
1999	74	70	71	69	284	T29	15,450.00
2001	77	73	71	70	291	T31	17,250.00
2002	73	70	75	73	291	48	8,750.00
2003	76	80	74	77	307	75	1,550.00
TOTAL							\$91,560.87

Schulz, Ted (71.17)

Year	1st	2nd	3rd	4th	Total	Finish	Money
2010	72	72	74	68	286	T23	29,025.00
2011	71	72	71	68	282	T23	27,054.00
2012	69	72	73	72	286	T58	5,265.00
TOTAL							\$61,344.00

Senior, Peter (70.35)

Year	1st	2nd	3rd	4th	Total	Finish	Money
2010	72	73	69	69	283	T16	41,917.50
2011	66	69	68	71	274	3	194,400.00
2012	69	73	66	72	280	T38	13,770.00
2013	69	69	68	66	272	T9	64,800.00
2014	70	70	67	71	278	T39	13,230.00
2015	72	70			142	W/D	0.00
2016	76	74	75	75	300	75	1,736.00
TOTAL							\$329,853.50

Shaw, Tom (73.81)

Year	1st	2nd	3rd	4th	Total	Finish	Money
1989	67	72	73	71	283	T15	11,600.00
1990	72	75	76	70	293	61	1,000.00
1991	74	73	69	70	286	T13	18,500.00
1992	71	75	75	71	292	T39	4,900.00
1993	73	73	75	72	293	32	8,640.00
1994	67	78	71	69	285	T16	21,735.00
1995	73	73	85	80	311	76	870.00
1996	77	75	70	75	297	T64	1,950.00
1997	71	77	68	80	296	T56	3,690.00
1998	75	73	73	76	297	T62	2,800.00
1999	83	71	70	72	296	T68	1,880.00
2000	76	73	83	82	314	76	1,334.00
TOTAL							\$78,899.00

Sheehan, Butch (73.13)

Year	1st	2nd	3rd	4th	Total	Finish	Money
2002	70	70	75	78	293	T53	5,750.00
2003	73	69	75	75	292	T35	14,400.00
TOTAL							\$20,150.00

Short, Jr., Wes (70.38)

Year	1st	2nd	3rd	4th	Total	Finish	Money
2014	65	71	73	70	279	T44	11,070.00
2015	74	69	70	72	285	T39	12,420.00
2016	71	69	72	72	284	5	133,000.00
2017	71	73	70	66	280	T18	37,128.00
2018	67	70	68	70	275	T14	50,400.00
2019	71	70	70	75	286	T24	26,768.00
TOTAL							\$270,786.00

Sifford, Charles (73.29)

Year	1st	2nd	3rd	4th	Total	Finish	Money
1983					299	T26	1,760.00
1984					287	T7	7,700.00
1985	72	71	73	71	287	T10	6,000.00
1986	72	70	71		213	T10	7,331.25
1987	72	78	71	73	294	T24	4,100.00
1988	73	69	73	74	289	T19	5,433.33
1989	73	74	71	73	291	T37	4,200.00
1990	75	72	76	67	290	54	1,000.00
1991	75	72	74	71	292	T34	6,120.00
1992	77	73	73	78	301	T61	1,600.00
1994	77	73	87	71	308	T75	840.00
TOTAL							\$46,084.58

Sigel, Jay (71.27)

Year	1st	2nd	3rd	4th	Total	Finish	Money
1994	67	71	73	70	281	9	39,200.00
1995	69	72	68	72	281	T18	19,890.00
1996	71	73	68	73	285	T16	21,278.57
1997	70	69	71	71	281	T10	39,960.00
1998	72	66	76	69	283	T12	40,666.67
1999	72	75	69	70	286	T37	10,200.00
2000	72	73	69	81	295	T52	5,566.00
2001	68	70	70	72	280	T8	75,000.00
2002	71	67	73	72	283	T17	36,437.50
2003	75	70	73	74	292	T35	14,400.00
2004	70	70	74	74	288	T34	15,050.00
2005	71	69	72	74	286	T39	12,000.00
TOTAL							\$329,648.74

Sikes, Dan (76.00)

Year	1st	2nd	3rd	4th	Total	Finish	Money
1983					291	T11	5,750.00
1984					287	T7	7,700.00
1985	72	72	78	70	292	T16	3,566.67
1986	82	75	83		240	53	750.00
TOTAL							\$17,766.67

Individual Championship Player Records (cont.)

Silvestrone, Art (74.83)

Year	1st	2nd	3rd	4th	Total	Finish	Money
1983					293	14	4,600.00
1984					291	T17	3,762.50
1985	76	74	76	74	300	T34	1,550.00
1986	74	75	74		223	T32	2,137.50
1987	79				79	W/D	0.00
1988	71	78	77	70	296	42	1,975.00
TOTAL							\$14,025.00

Simon, Deray (72.58)

Year	1st	2nd	3rd	4th	Total	Finish	Money
1989	73	72	70	74	289	T32	5,700.00
1990	73	76	72	71	292	T58	1,000.00
1991	73	76	72	69	290	T25	9,450.00
TOTAL							\$16,150.00

Simpson, Scott (72.20)

Year	1st	2nd	3rd	4th	Total	Finish	Money
2006	67	70	74	69	280	T17	35,350.00
2007	70	69	70	65	274	T3	171,600.00
2008	70	67	72	71	280	T21	28,166.67
2009	69	71	71	72	283	T37	14,580.00
2010	75	72	68	77	292	T43	11,340.00
2011	73	67	75	72	287	T45	9,720.00
2012	72	76	78	69	295	T74	1,728.00
2013	73	72	67	74	286	T57	5,400.00
2014	72	73	76	70	291	T73	1,836.00
2019	82	80	81	77	320	75	1,736.00
TOTAL							\$281,456.67

Simpson, Tim (71.38)

Year	1st	2nd	3rd	4th	Total	Finish	Money
2006	73	71	67	71	282	T32	17,250.00
2007	71	69	74	72	286	T46	8,320.00
2008	76	76	69	74	295	74	1,716.00
2009	69	69	69	69	276	T9	67,500.00
2010	72	69	68	73	282	T11	55,620.00
2011	70	76	74	72	292	T60	4,455.00
TOTAL							\$154,861.00

Sindelar, Joey (71.52)

Year	1st	2nd	3rd	4th	Total	Finish	Money
2008	68	73	69	70	280	T21	28,166.67
2009	69	71	70	68	278	T15	40,770.00
2010	76	67	69	69	281	T9	72,900.00
2011	71	76	72	67	286	T40	12,690.00
2013	72	77	71	74	294	79	1,242.00
2014	70	73	68	66	277	T35	15,862.50
2015	72	70	71	71	284	T34	16,254.00
2016	73	73	76	74	296	T61	4,060.00
2017	68	73	73	71	285	T41	12,600.00
2018	71	69	73	67	280	T28	22,680.00
2019	73	78	76	79	306	T69	2,464.00
TOTAL							\$229,689.17

Singh, Vijay (70.00)

Year	1st	2nd	3rd	4th	Total	Finish	Money
2016	69	74	75		218	W/D	0.00
2017	71	70	67	72	280	T18	37,128.00
2018	68	67	66	67	268	1	420,000.00
2019	70	70	70	74	284	T18	38,290.00
TOTAL							\$495,418.00

Sluman, Jeff (70.12)

Year	1st	2nd	3rd	4th	Total	Finish	Money
2007	70	70	68	71	279	T17	35,663.33
2008	70	70	64	69	273	T3	156,000.00
2009	74	68	66	72	280	T24	24,685.71
2010	70	67	73	66	276	4	162,000.00
2011	65	73	69	70	277	T6	83,700.00
2012	73	68	68	72	281	T43	11,340.00
2013	72	69	67	66	274	T16	44,550.00
2014	69	67	64	65	265	2	237,600.00
2015	73	69	70	68	280	T20	30,825.00
2016	69	73	70	75	287	T9	72,800.00
2017	73	71	73	77	294	T71	2,128.00
2018	70	71	72	73	286	T57	5,740.00
2019	76	70	73	75	294	T54	6,440.00
TOTAL							\$873,472.04

Small, Mike (68.25)

Year	1st	2nd	3rd	4th	Total	Finish	Money
2018	65	71	66	71	273	T10	67,200.00
TOTAL							\$67,200.00

Smith, Ben (73.51)

Year	1st	2nd	3rd	4th	Total	Finish	Money
1985	74	75	79	79	307	T48	1,070.00
1986	74	76	75		225	T38	1,725.00
1987	74	75	74	74	297	T33	2,625.00
1988	76	74	76	74	300	T56	500.00
1989	70	72	72	70	284	T18	9,000.00
1990	65	70	74	71	280	T18	13,620.00
1991	71	76	73	83	303	T66	1,000.00
1992	74	71	72	73	290	T33	6,600.00
1993	71	79	75	74	299	T48	3,960.00
1994	70	75	82	69	296	T51	3,675.00
1995	73	67	67	69	276	T3	90,000.00
1996	78	75	74	71	298	T67	1,575.00
TOTAL							\$135,350.00

Smith, Bob (73.38)

Year	1st	2nd	3rd	4th	Total	Finish	Money
1995	75	70	66	75	286	T38	7,650.00
1996	72	71	72	73	288	T30	11,300.00
1997	72	74	72	69	287	T29	13,608.00
1998	76	75	85	77	313	78	1,000.00
TOTAL							\$33,558.00

Smith, Charles (79.13)

Year	1st	2nd	3rd	4th	Total	Finish	Money
1983					313	45	950.00
1984					320	52	1,000.00
TOTAL							\$1,950.00

Smith, Jerry (72.25)

Year	1st	2nd	3rd	4th	Total	Finish	Money
2015	73	69	71	73	286	T47	8,370.00
2016	75	72	75	69	291	T25	22,400.00
2017	72	73	70	75	290	T63	3,640.00
2018	70	66	68	74	278	23	30,800.00
2019	75	74	79	72	300	T65	3,500.00
TOTAL							\$68,710.00

Smith, Mike (73.31)

Year	1st	2nd	3rd	4th	Total	Finish	Money
2001	78	74	70	74	296	T45	9,250.00
2002	77	74	69	74	294	T58	4,375.00
2003	69	79	73	75	296	T53	6,000.00
2004	72	70	69	76	287	T28	19,375.00
TOTAL							\$39,000.00

Individual Championship Player Records (cont.)

Smyth, Des (71.93)

Year	1st	2nd	3rd	4th	Total	Finish	Money
2003	70	78	76	71	295	T48	7,750.00
2004	78	67	74	73	292	T51	6,750.00
2005	79	68	79	72	298	T72	1,825.00
2006	71	67	68	70	276	T3	137,500.00
2007	70	66	70	73	279	T17	35,663.33
2008	65	75	72	72	284	T41	12,480.00
2009	72	74	74	70	290	T62	4,050.00
TOTAL							\$206,018.33

Snead, J.C. (72.00)

Year	1st	2nd	3rd	4th	Total	Finish	Money
1991	72	71	69	75	287	T17	15,200.00
1992	65	66	72	75	278	T2	80,000.00
1993	74	75	70	71	290	T20	15,360.00
1994	71	68	76	70	285	T16	21,735.00
1995	69	68	66	69	272	1	225,000.00
1996	72	67	70	75	284	T13	28,500.00
1997	74	74	76	73	297	T60	2,880.00
1998	72	66	69	75	282	T9	52,000.00
1999	73	79	69	69	290	T53	4,900.00
2000	78	73	68	77	296	T57	4,600.00
2001	69	74	70	72	285	16	42,500.00
2002	72	71	73	71	287	T30	18,833.33
2003	75	75	75	71	296	T53	6,000.00
2004	70	75	71	78	294	T56	5,375.00
2005	72	72	78	75	297	71	2,050.00
TOTAL							\$524,933.33

Snead, Sam (76.33)

Year	1st	2nd	3rd	4th	Total	Finish	Money
1983					310	44	1,000.00
1986	74	80	75		229	T49	900.00
TOTAL							\$1,900.00

Sneed, Ed (73.25)

Year	1st	2nd	3rd	4th	Total	Finish	Money
1995	77	78	70	71	296	T62	2,325.00
1996	78	71	69	72	290	T33	8,887.50
TOTAL							\$11,212.50

Souchak, Mike (76.00)

Year	1st	2nd	3rd	4th	Total	Finish	Money
1983					296	T19	3,100.00
1984					302	40	1,300.00
1985	78	78	72	76	304	T42	1,187.50
1986	76	74	77		227	T42	1,462.50
1987	77	75	77	76	305	T58	500.00
TOTAL							\$7,550.00

Spittle, Rod (71.28)

Year	1st	2nd	3rd	4th	Total	Finish	Money
2007	75	73	66	68	282	T31	17,550.00
2008	69	70	69	74	282	T32	16,417.14
2011	74	73	74	76	297	74	1,782.00
2012	68	74	68	70	280	T38	13,770.00
2013	69	68	70	68	275	T18	36,720.00
2014	69	73	71	70	283	T54	6,075.00
2015	73	71	72	70	286	T47	8,370.00
2016	76	77	71	72	296	T61	4,060.00
2017	71	69	75	71	286	T46	10,080.00
2018	69	70	73	72	284	T50	7,840.00
TOTAL							\$122,664.14

Spradlin, Jack (74.50)

Year	1st	2nd	3rd	4th	Total	Finish	Money
2003	71	72	87	69	299	T64	3,125.00
2004	76	69	73	79	297	T66	2,750.00
TOTAL							\$5,875.00

Stadler, Craig (71.22)

Year	1st	2nd	3rd	4th	Total	Finish	Money
2003	67	73	65	66	271	1	375,000.00
2004	70	67	73	75	285	T18	34,150.00
2005	73	69	72	70	284	T30	17,285.72
2006	72	69	69	72	282	T32	17,250.00
2007	71	71	68	73	283	T37	14,560.00
2008	72				72	W/D	0.00
2009	71	65	70	80	286	T47	8,640.00
2011	78	71	69	73	291	59	5,130.00
2012	70	70	72	78	290	67	2,970.00
2013	70	69	76	76	291	77	1,458.00
TOTAL							\$476,443.72

Stafford, Roland (73.08)

Year	1st	2nd	3rd	4th	Total	Finish	Money
1987	71	71	74	72	288	T14	7,400.00
1988	74	72	67	75	288	T17	6,400.00
1989	75	77	72	77	301	T68	1,000.00
TOTAL							\$14,800.00

Starkjohann, Chris (72.75)

Year	1st	2nd	3rd	4th	Total	Finish	Money
2009	74	71	70	76	291	T65	3,105.00
TOTAL							\$3,105.00

Still, Ken (74.28)

Year	1st	2nd	3rd	4th	Total	Finish	Money
1985	72	69	75	73	289	13	5,000.00
1986	74	71	71		216	T17	4,800.00
1987	76	74	74	73	297	T33	2,625.00
1988	68	75	74	73	290	T22	4,600.00
1989	72	77	72	71	292	T44	3,000.00
1990	74	75	69	71	289	T50	2,575.00
1991	74	71	75	77	297	T52	1,666.67
1992	82	83	79	84	328	78	500.00
1993	74	80	70	78	302	T59	2,160.00
1994	69	70	79	79	297	T55	3,150.00
TOTAL							\$30,076.67

Stockton, Dave (71.13)

Year	1st	2nd	3rd	4th	Total	Finish	Money
1992	71	67	70	69	277	1	150,000.00
1993	68	77	71	70	286	T11	27,600.00
1994	66	66	71	68	271	1	210,000.00
1995	69	69	66	74	278	T7	48,000.00
1996	74	68	69	72	283	T8	39,600.00
1997	68	70	69	70	277	T2	120,600.00
1998	69	69	78	71	287	T24	18,700.00
1999	70	73	68	72	283	T22	20,114.28
2000	71	66	73	76	286	T28	19,550.00
2001	75	71	83	80	309	T70	2,125.00
2002	72	68	71	69	280	T8	75,000.00
2003	69	71	69	71	280	T9	67,500.00
2004	77	70	75	75	297	T66	2,750.00
2005	74	77	72	66	289	T53	5,625.00
TOTAL							\$807,164.28

Stone, Bob (74.75)

Year	1st	2nd	3rd	4th	Total	Finish	Money
1984					290	T14	4,383.33
1985	71	76	75	73	295	T28	1,875.00
1987	78	74	73	78	303	56	500.00
TOTAL							\$6,758.33

Strange, Curtis (72.50)

Year	1st	2nd	3rd	4th	Total	Finish	Money
2005	72	72	73	75	292	T62	3,875.00
2006	72	72	77	72	293	T67	2,533.33
2007	71	70	72	72	285	T41	11,700.00
TOTAL							\$18,108.33

Individual Championship Player Records (cont.)

Streck, Ron (72.00)

Year	1st	2nd	3rd	4th	Total	Finish	Money
2005	66	70	72	74	282	T24	25,000.00
2006	65	73	76	72	286	T45	9,250.00
2007	77	74	75	71	297	75	1,612.00
2008	72	73	69	73	287	T52	6,017.14
TOTAL							\$41,879.14

Stricker, Steve (69.75)

Year	1st	2nd	3rd	4th	Total	Finish	Money
2019	64	70	73	72	279	6	112,000.00
TOTAL							\$112,000.00

Stroble, Bobby (72.80)

Year	1st	2nd	3rd	4th	Total	Finish	Money
1996	74	72	69	78	293	T49	4,350.00
1997	75	69	69	74	287	T29	13,608.00
1998	74	74	67	70	285	T17	31,000.00
1999	72	77	73	72	294	T62	3,100.00
2000	75	75	76	71	297	T60	3,795.00
TOTAL							\$55,853.00

Sullivan, Mike (73.75)

Year	1st	2nd	3rd	4th	Total	Finish	Money
2005	70	76	77	72	295	T68	2,425.00
TOTAL							\$2,425.00

Summerhays, Bruce (72.05)

Year	1st	2nd	3rd	4th	Total	Finish	Money
1995	72	73	72	69	286	T38	7,650.00
1996	68	70	72	77	287	T24	14,025.00
1997	74	69	72	73	288	T34	10,836.00
1998	75	71	73	67	286	T19	24,920.00
1999	73	69	70	70	282	T19	26,466.66
2000	70	74	75	73	292	T41	9,890.00
2001	73	73	82	73	301	T59	4,375.00
2002	70	76	74	70	290	T40	11,000.00
2003	73	76	69	70	288	T23	24,500.00
2004	72	72	70	71	285	T18	34,150.00
2005	69	78	69	73	289	T53	5,625.00
2006	72	74	69	66	281	T22	23,525.00
2007	74	68	72	78	292	T67	2,464.80
2009	76	68	69	75	288	T58	5,265.00
TOTAL							\$204,692.46

Sutherland, Kevin (0.15)

Year	1st	2nd	3rd	4th	Total	Finish	Money
2015	71	66	71	69	277	T10	67,500.00
2016	76	71	67	75	289	T13	47,600.00
2017	70	72	69	67	278	T9	67,200.00
2018	71	65	72	68	276	T17	42,093.34
2019	70	70	71	72	283	T13	50,400.00
TOTAL							\$274,793.34

Sutton, Hal (71.04)

Year	1st	2nd	3rd	4th	Total	Finish	Money
2009	74	72	68	74	288	T58	5,265.00
2011	73	68	67	69	277	T6	83,700.00
2012	74	68	76	68	286	T58	5,265.00
2013	69	71	67	70	277	T24	27,000.00
2014	74	70	72	68	284	T58	4,995.00
2015	73	75	73	72	293	70	2,376.00
TOTAL							\$128,601.00

Tanigawa, Ken (72.00)

Year	1st	2nd	3rd	4th	Total	Finish	Money
2018	69	68	70	70	277	T20	34,720.00
2019	78	76	74	71	299	T63	4,060.00
TOTAL							\$38,780.00

Terry, Ralph (73.00)

Year	1st	2nd	3rd	4th	Total	Finish	Money
1987	79	76	72	75	302	T50	825.00
1988	73	72	74	75	294	T37	2,325.00
1989	73	71	68	76	288	T30	6,100.00
1990	66	74	68	76	284	32	7,600.00
TOTAL							\$16,850.00

Tewell, Doug (70.68)

Year	1st	2nd	3rd	4th	Total	Finish	Money
2000	70	72	71	75	288	T34	14,835.00
2001	74	66	67	66	273	2	220,000.00
2002	73	68	68	69	278	5	120,000.00
2003	66	76	76	70	288	T23	24,500.00
2004	69	67	74	76	286	T22	25,708.33
2005	72	70	65	74	281	T18	32,208.33
2006	73	68	72	72	285	T41	11,500.00
TOTAL							\$448,751.66

Thomas, Buzz (72.38)

Year	1st	2nd	3rd	4th	Total	Finish	Money
1998	70	71	76	70	287	T24	18,700.00
1999	76	72	74	70	292	T56	4,200.00
TOTAL							\$22,900.00

Thomas, Steve (72.75)

Year	1st	2nd	3rd	4th	Total	Finish	Money
2009	75	74	69	73	291	T65	3,105.00
TOTAL							\$3,105.00

Thompson, Leonard (72.90)

Year	1st	2nd	3rd	4th	Total	Finish	Money
1997	71	72	74	70	287	T29	13,608.00
1998	70	72	75	77	294	T54	4,700.00
1999	71	72	70	69	282	T19	26,466.67
2000	67	72	77	73	289	T36	12,937.50
2001	74	73	70	73	290	T28	20,750.00
2002	74	75	71	74	294	T58	4,375.00
2003	71	76	81	68	296	T53	6,000.00
2004	69	72	72	73	286	T22	25,708.33
2005	70	72	70	68	280	T16	41,250.00
2006	82	73	73	72	300	76	1,450.00
2008	73	72	69	71	285	T43	10,920.00
2010	82	76	80	78	316	75	1,674.00
TOTAL							\$169,839.50

Thompson, Robert (71.50)

Year	1st	2nd	3rd	4th	Total	Finish	Money
2009	69	75	68	71	283	T37	14,580.00
2011	72	71	72	74	289	54	6,480.00
TOTAL							\$21,060.00

Thompson, Rocky (72.44)

Year	1st	2nd	3rd	4th	Total	Finish	Money
1990	68	72	67	71	278	T11	22,000.00
1991	77	69	68	78	292	T34	6,120.00
1992	71	75	73	71	290	T33	6,600.00
1993	68	71	70	72	281	4	72,000.00
1994	74	68	76	67	285	T16	21,735.00
1995	70	69	72	70	281	T18	19,890.00
1996	74	70	71	68	283	T8	39,600.00
1997	74	74	72	77	297	T60	2,880.00
1998	80	79	75	69	303	75	1,240.00
1999	72	72	71	71	286	T37	10,200.00
2000	83	75	69	70	297	T60	3,795.00
2001	72	76	75	73	296	T45	9,250.00
2002	74	71	75	78	298	T71	1,975.00
TOTAL							\$217,285.00

Thomson, Peter (71.91)

Year	1st	2nd	3rd	4th	Total	Finish	Money
1983					286	T7	8,000.00
1984					279	2	23,000.00
1985	75	69	70	72	286	T6	8,175.00
1986	71	69	73		213	T10	7,331.25
1987	72	76	71	73	292	T22	4,800.00
TOTAL							\$51,306.25

Individual Championship Player Records (cont.)

Thorpe, Jim (70.73)

Year	1st	2nd	3rd	4th	Total	Finish	Money
1999	68	73	72	70	283	T22	20,114.29
2000	68	74	68	71	281	T10	57,500.00
2001	75	72	75	67	289	T26	23,250.00
2002	74	69	67	65	275	T2	183,333.34
2003	68	72	69	65	274	T2	183,000.00
2004	70	69	68	73	280	T7	85,000.00
2005	76	70	72	69	287	T45	9,500.00
2006	67	70	69	69	275	2	220,000.00
2007	72	70	71	73	286	T46	8,320.00
2008	67	75	73	71	286	T47	8,580.00
2009	72	72	70	73	287	T53	6,210.00
2011	75	74	68	73	290	T55	5,805.00
2012	67	70	77	71	285	T53	6,210.00
TOTAL							\$816,822.63

Toledo, Esteban (71.00)

Year	1st	2nd	3rd	4th	Total	Finish	Money
2013	75	69	69	65	278	T27	21,445.71
2014	71	66	68	72	277	T35	15,862.50
2015	69	71	67	72	279	T17	40,500.00
2016	73	74	72	74	293	T44	10,920.00
2017	73	70	70	69	282	T26	24,360.00
2018	73	69	68	71	281	T32	16,341.82
2019	76	77	71	74	298	T60	4,760.00
TOTAL							\$134,190.03

Tolles, Tommy (71.00)

Year	1st	2nd	3rd	4th	Total	Finish	Money
2018	68	70	73	71	282	T43	11,200.00
2019	70	67	76	73	286	T24	26,768.00
TOTAL							\$37,968.00

Toms, David (71.25)

Year	1st	2nd	3rd	4th	Total	Finish	Money
2017	72	71	71	69	283	T31	19,740.00
2018	74	69	69	68	280	T28	22,680.00
2019	73	75	75	69	292	T46	9,520.00
TOTAL							\$51,940.00

Toscano, Harry (75.19)

Year	1st	2nd	3rd	4th	Total	Finish	Money
1993	72	77	76	82	307	T68	1,128.00
1994	68	74	73	77	292	T35	8,225.00
1995	76	72	80	73	301	T69	1,365.00
1996	82	77	70	74	303	77	810.00
TOTAL							\$11,528.00

Toski, Bob (73.82)

Year	1st	2nd	3rd	4th	Total	Finish	Money
1984					289	T11	5,400.00
1985	79	72	75	76	302	T38	1,350.00
1986	71	71	70		212	9	9,000.00
1987	73	75	73	77	298	T39	2,225.00
TOTAL							\$17,975.00

Towns, Ken (75.25)

Year	1st	2nd	3rd	4th	Total	Finish	Money
1984					297	T33	1,600.00
1985	75	79	77	70	301	37	1,450.00
TOTAL							\$3,050.00

Trevino, Lee (71.06)

Year	1st	2nd	3rd	4th	Total	Finish	Money
1990	66	68	66	67	267	2	88,000.00
1991	70	67	69	78	284	T8	27,350.00
1992	70	70	70	68	278	T2	80,000.00
1993	74	76	78	69	297	T40	5,760.00
1994	66	69	74	69	278	T3	84,000.00
1995	70	67	74	72	283	T30	10,830.00
1996	67	71	71	74	283	T8	39,600.00
1997	75	69	67	73	284	T19	21,291.43
1998	69	69	73	70	281	8	64,000.00
1999	71	68	71	70	280	T12	42,000.00
2001	72	71	75	74	292	T36	14,625.00
2002	71	75	77	73	296	T65	3,000.00
2004	77				77	W/D	0.00
2006	71	70	75	70	286	T45	9,250.00
TOTAL							\$489,706.43

Triplett, Kirk (70.22)

Year	1st	2nd	3rd	4th	Total	Finish	Money
2012	71	69	65	66	271	T6	102,600.00
2013	74	68	73	72	287	T60	3,915.00
2014	70	70	69	65	274	T22	27,765.00
2015	70	68	69	64	271	2	237,600.00
2016	74	74	65	73	286	T7	95,200.00
2017	69	71	71	67	278	T9	67,200.00
2018	72	68	70	70	280	T28	22,680.00
2019	75	73	73	79	300	T65	3,500.00
TOTAL							\$560,460.00

Tway, Bob (72.33)

Year	1st	2nd	3rd	4th	Total	Finish	Money
2009	68	68	73	72	281	T31	19,440.00
2010	76	75	70	69	290	T38	14,310.00
2011	71	72	67	71	281	T17	37,035.00
2012	72	72	70	71	285	T53	6,210.00
2013	70	71	70	71	282	T39	12,420.00
2014	66	78	70	68	282	T51	7,290.00
2015	77	71	78	76	302	76	1,566.00
2016	76	74	76	73	299	T72	1,978.67
2017	78	75	76	73	302	T76	1,568.00
TOTAL							\$101,817.67

Twitty, Howard (73.94)

Year	1st	2nd	3rd	4th	Total	Finish	Money
1999	69	72	73	75	289	T48	6,200.00
2000	78	74	69	74	295	T52	5,566.00
2001	74	80	75	76	305	T66	2,750.00
2002	68	69	78	79	294	T58	4,375.00
2003	82	74	79	75	310	77	1,350.00
2004	76	72	73	76	297	T66	2,750.00
2005	74	71	70	71	286	T39	12,000.00
2006	74	71	71	74	290	T56	4,750.00
TOTAL							\$39,741.00

Vaughan, Bruce (70.97)

Year	1st	2nd	3rd	4th	Total	Finish	Money
2007	71	71	70	67	279	T17	35,663.34
2008	73	81	72	73	299	76	1,508.00
2009	72	68	71	71	282	T34	17,010.00
2010	77	67	71	75	290	T38	14,310.00
2011	74	71	67	72	284	T32	17,820.00
2012	64	74	67	71	276	T14	44,550.00
2013	71	66	71	70	278	T27	21,445.71
2014	71	68	73	71	283	T54	6,075.00

Individual Championship Player Records (cont.)

TOTAL \$158,382.05

Veriato, Steven (73.17)

Year	1st	2nd	3rd	4th	Total	Finish	Money
1997	72	67	69	75	283	T16	28,800.00
1999	74	71	68	73	286	T37	10,200.00
2000	74	71	69	71	285	T24	22,482.50
2001	79	71	72	70	292	T36	14,625.00
2002	72	78	77	70	297	T68	2,350.00
2003	74	80	84	75	313	T78	1,200.00

TOTAL \$79,657.50

Verplank, Scott (71.19)

Year	1st	2nd	3rd	4th	Total	Finish	Money
2015	69	71	66	73	279	T17	40,500.00
2017	74	74	73	67	288	T54	6,020.00
2018	72	66	69	74	281	T32	16,341.81
2019	68	76	75	72	291	T39	13,160.00

TOTAL \$76,021.81

Vucinich, Roy (72.33)

Year	1st	2nd	3rd	4th	Total	Finish	Money
2000	71	73	70	70	284	T18	29,631.67
2001	75	72	72	75	294	40	12,750.00
2002	73	70	72	75	290	T40	11,000.00

TOTAL \$53,381.67

Wadkins, Bobby (72.31)

Year	1st	2nd	3rd	4th	Total	Finish	Money
2002	73	71	72	66	282	T12	48,000.00
2003	71	79	73	70	293	T40	11,250.00
2004	77	69	70	72	288	T34	15,050.00
2005	69	70	74	72	285	T37	14,000.00
2006	69	72	65	68	274	1	375,000.00
2007	72	70	73	66	281	T25	23,183.33
2008	70	70	71	68	279	T18	36,660.00
2009	72	72	75	80	299	73	1,890.00
2010	76	72	75	71	294	T52	6,534.00
2011	73	70	68	74	285	T37	14,850.00
2012	75	71	68	73	287	T60	4,725.00
2015	79	74	73		226	W/D	0.00
2019	81	82	76	76	315	74	1,848.00

TOTAL \$552,990.33

Wadkins, Lanny (72.13)

Year	1st	2nd	3rd	4th	Total	Finish	Money
2000	71	69	73	72	285	T24	22,482.50
2002	75	78	69	70	292	T49	7,500.00

TOTAL \$29,982.50

Waite, Grant (72.63)

Year	1st	2nd	3rd	4th	Total	Finish	Money
2015	72	71	69	71	283	T31	19,440.00
2016	77	75	72	74	298	T69	2,464.00

TOTAL \$21,904.00

Waldespuhl, Gordon (75.00)

Year	1st	2nd	3rd	4th	Total	Finish	Money
1987	74	79	73	76	302	T50	825.00
1988	77	77	71	73	298	T46	1,206.25

TOTAL \$2,031.25

Waldorf, Duffy (70.32)

Year	1st	2nd	3rd	4th	Total	Finish	Money
2013	66	67	66	64	263	T2	216,000.00
2014	71	76	74	70	291	T73	1,836.00
2015	75	72	69	68	284	T34	16,254.00
2016	73	73	72	74	292	T36	14,595.00
2017	70	71	71	69	281	T23	29,400.00
2018	70	71	67	64	272	T6	95,200.00
2019	70	70	73	73	286	T24	26,768.00

TOTAL \$400,053.00

Wall, Art (73.67)

Year	1st	2nd	3rd	4th	Total	Finish	Money
1984					293	T23	2,450.00
1985	73	73	70	70	286	T6	8,175.00
1986	75	71	75		221	T26	3,075.00
1987	79	75	72	72	298	T39	2,225.00
1988	73	76	78	73	300	T56	500.00

TOTAL \$16,425.00

Walzel, Bobby (72.69)

Year	1st	2nd	3rd	4th	Total	Finish	Money
2001	75	74	66	67	282	T10	60,000.00
2002	79				79	W/D	0.00
2003	71	74	80	74	299	T64	3,125.00
2004	69	72	72	72	285	T18	34,150.00

TOTAL \$97,275.00

Wargo, Tom (71.88)

Year	1st	2nd	3rd	4th	Total	Finish	Money
1993	74	72	70	71	287	T13	23,400.00
1994	70	73	71	68	282	T10	32,200.00
1995	69	74	73	67	283	T30	10,830.00
1996	73	70	72	70	285	T16	21,278.57
1997	77	70	72	70	289	T39	9,180.00
1998	70	74	77	69	290	T41	9,400.00
1999	70	76	67	74	287	T44	8,200.00
2000	70	72	69	71	282	T12	45,425.00
2001	75	72	71	72	290	T28	20,750.00
2002	71	68	73	70	282	T12	48,000.00
2003	73	75	82	74	304	T73	1,700.00
2004	72	69	70	75	286	T22	25,708.33
2005	72	74	66	72	284	T30	17,285.71
2006	72	69	72	69	282	T32	17,250.00
2007	75	74	78	73	300	T76	1,456.00

TOTAL \$292,063.61

Watson, Denis (71.38)

Year	1st	2nd	3rd	4th	Total	Finish	Money
2007	71	68	70	73	282	T31	17,550.00
2008	67	71	71	72	281	T27	21,580.00
2009	76	71	74	76	297	72	2,052.00
2010	74	70	68	70	282	T11	55,620.00

TOTAL \$96,802.00

Watson, Tom (70.08)

Year	1st	2nd	3rd	4th	Total	Finish	Money
2000	70	71	73	70	284	T18	29,631.67
2001	67	68	72	73	280	T8	75,000.00
2003	70	64	71	69	274	T2	183,000.00
2005	66	72	70	68	276	T3	165,000.00
2006	69	67	78	66	280	T17	35,350.00
2007	69	68	68	68	273	2	228,800.00
2009	66	68	64	70	268	2	237,600.00
2010	74	78	72	76	300	66	3,240.00
2011	76	69	70	68	283	T28	21,870.00
2012	70	67	69	71	277	T20	29,396.25
2013	72	69	71	66	278	T27	21,445.72
2016	71	75	73	72	291	T25	22,400.00

TOTAL \$1,052,733.64

Weaver, Bert (74.25)

Year	1st	2nd	3rd	4th	Total	Finish	Money
1983					297	23	2,600.00
1984					297	T33	1,600.00

TOTAL \$4,200.00

Weaver, DeWitt (73.27)

Year	1st	2nd	3rd	4th	Total	Finish	Money
1990	69	71	72	75	287	T43	4,200.00
1991	79	68	70	75	292	T34	6,120.00
1992	70	73	74	69	286	T16	16,500.00
1993	74	72	74	81	301	T56	2,520.00
1994	77	73	76	72	298	T57	2,800.00

Individual Championship Player Records (cont.)

1995	71	73	70	68	282	T23	14,378.58
1996	72	71	74	73	290	T33	8,887.50
1997	76	71	74	77	298	T65	2,250.00
1998	69	74	73	74	290	T41	9,400.00
1999	74	74	78	74	300	T71	1,580.00
2000	70	76	73	73	292	T41	9,890.00
2001	73	77	76	75	301	T59	4,375.00
TOTAL							\$82,901.08

Weibring, D.A. (70.23)

Year	1st	2nd	3rd	4th	Total	Finish	Money
2004	70	69	73	70	282	T13	47,500.00
2005	70	70	73	65	278	T5	87,500.00
2006	69	71	71	70	281	T22	23,525.00
2007	70	70	68	68	276	T5	114,400.00
2008	67	70	66	68	271	1	390,000.00
2009	74				74	W/D	0.00
2010	72	71	73	69	285	T20	33,480.00
2011	70	77	68	73	288	T51	7,290.00
2012	73	69			142	W/D	0.00
TOTAL							\$703,695.00

Weiskopf, Tom (71.38)

Year	1st	2nd	3rd	4th	Total	Finish	Money
1993	70	71	74	70	285	10	31,200.00
1994	65	71	74	72	282	T10	32,200.00
1995	70	71	69	69	279	T10	34,500.00
1996	66	79	73	78	296	T61	2,400.00
TOTAL							\$100,300.00

Whitten, Buddy (75.25)

Year	1st	2nd	3rd	4th	Total	Finish	Money
1998	74	83	71	73	301	T70	1,640.00
TOTAL							\$1,640.00

Wiebe, Mark (70.61)

Year	1st	2nd	3rd	4th	Total	Finish	Money
2007	67	70	69	71	277	T7	72,800.00
2008	74	72	71	68	285	T43	10,920.00
2009	69	67	66	71	273	T3	178,200.00
2010	72	76	71	70	289	T33	17,010.00
2011	69	71	68	73	281	T17	37,035.00
2012	71	73	64	68	276	T14	44,550.00
2013	71	75	72	69	287	T60	3,915.00
2014	74	69	72	71	286	T62	4,050.00
2015	75	72	71	70	288	T57	5,535.00
TOTAL							\$374,015.00

Wilkinson, Jim (75.50)

Year	1st	2nd	3rd	4th	Total	Finish	Money
1997	78	75	76	73	302	T69	1,584.00
TOTAL							\$1,584.00

Wolstenholme, Guy (72.00)

Year	1st	2nd	3rd	4th	Total	Finish	Money
1983					288	10	6,500.00
TOTAL							\$6,500.00

Wood, Dan (73.00)

Year	1st	2nd	3rd	4th	Total	Finish	Money
1998	76	70	71	71	288	T30	13,244.45
1999	72	77	75	72	296	T68	1,880.00
TOTAL							\$15,124.45

Wood, Willie (71.03)

Year	1st	2nd	3rd	4th	Total	Finish	Money
2012	70	66	70	69	275	T12	56,700.00
2013	70	70	74	69	283	T47	8,910.00
2014	70	72	68	67	277	T35	15,862.50
2015	71	70	69	67	277	T10	67,500.00
2016	75	72	74	72	293	T44	10,920.00
2017	71	72	71	72	286	T46	10,080.00
2018	72	69	67	72	280	T28	22,680.00
2019	74	75	78	75	302	68	2,800.00
TOTAL							\$195,452.50

Woosnam, Ian (71.25)

Year	1st	2nd	3rd	4th	Total	Finish	Money
2017	67	70	75	73	285	T41	12,600.00
TOTAL							\$12,600.00

Wynn, Bob (76.00)

Year	1st	2nd	3rd	4th	Total	Finish	Money
1991	71	76	83	76	306	T74	1,000.00
1992	74	75	82	75	306	T68	940.00
1993	72	77	78	87	314	74	792.00
1997	74	71	76	74	295	T54	4,230.00
1998	74	72	79	74	299	T67	2,026.67
TOTAL							\$8,988.67

Wysong, Dudley (77.00)

Year	1st	2nd	3rd	4th	Total	Finish	Money
1992	78	78	78	74	308	73	700.00
TOTAL							\$700.00

Yancey, Bert (75.38)

Year	1st	2nd	3rd	4th	Total	Finish	Money
1989	70	79	81	73	303	71	1,000.00
1990	71	76	82	80	309	78	1,000.00
1991	70	72	73	76	291	T31	7,600.00
1992	79	79	78	71	307	T71	790.00
1993	75	74	76	79	304	T64	1,560.00
1994	74	72	78	71	295	T48	4,620.00
TOTAL							\$16,570.00

Zarley, Kermit (71.84)

Year	1st	2nd	3rd	4th	Total	Finish	Money
1992	67	72	77	70	286	T16	16,500.00
1993	72	70	74	75	291	T22	12,068.57
1994	68	75	76	69	288	T25	13,346.67
1995	69	69	67	75	280	T14	26,250.00
1996	73	69	73	75	290	T33	8,887.50
1997	75	70	68	75	288	T34	10,836.00
1998	71	71	69	71	282	T9	52,000.00
1999	68	72	69	70	279	T9	52,000.00
2000	76	72	72	75	295	T52	5,566.00
2001	79				79	W/D	0.00
TOTAL							\$197,454.74

Zembriski, Walter (72.04)

Year	1st	2nd	3rd	4th	Total	Finish	Money
1986	74	73	69		216	T17	4,800.00
1987	72	70	71	72	285	T8	12,000.00
1988	73	71	71	74	289	T19	5,433.34
1989	72	71	69	69	281	T10	16,200.00
1990	70	72	70	70	282	25	10,600.00
1991	73	73	70	73	289	T22	11,600.00
1992	72	74	71	72	289	T29	7,725.00
1993	72	71	76	73	292	T29	9,480.00
1994	68	71	75	72	286	T20	17,920.00
1995	70	73	74	77	294	T58	2,925.00
1996	71	73	67	79	290	T33	8,887.50
1997	72	71	74	72	289	T39	9,180.00
1998	73	74	70	75	292	T45	7,400.00
TOTAL							\$124,150.84

Ziegler, Larry (73.23)

Year	1st	2nd	3rd	4th	Total	Finish	Money
1990	68	72	64	75	279	T14	17,500.00
1991	76	70	71	80	297	T52	1,666.66
1992	76	70	68	75	289	T29	7,725.00
1993	70	73	82	71	296	T38	6,480.00
1994	76	73	74	72	295	T48	4,620.00
1995	71	73	69	73	286	T38	7,650.00
1996	72	68	71	80	291	T41	7,050.00
1997	81	76	73	70	300	68	1,800.00
1998	72	76	71	75	294	T54	4,700.00
2000	72	74	72	75	293	48	8,050.00
2001	73	73	77	75	298	T51	7,000.00
2002	80	67	75	75	297	T68	2,350.00
TOTAL							\$76,591.66

Individual Championship Player Records (cont.)

Zimmerman, Robert (72.88)

Year	1st	2nd	3rd	4th	Total	Finish	Money
1995	68	74	72	68	282	T23	14,378.57
1996	72	79	73	77	301	T75	900.00
TOTAL							\$15,278.57

Zoeller, Fuzzy (71.98)

Year	1st	2nd	3rd	4th	Total	Finish	Money
2002	70	73	69	69	281	T10	62,500.00
2003	67	73	79	69	288	T23	24,500.00
2004	77	71	71	76	295	T58	4,500.00
2005	70	75	74	71	290	T59	4,625.00
2006	65	72	73	68	278	T9	67,500.00
2007	73	66	70	68	277	T7	72,800.00
2008	70	75	73	72	290	T65	2,782.00
2009	69	72	67	72	280	T24	24,685.71
2010	83	71	76	72	302	T69	2,457.00
2011	74	71	73	80	298	T75	1,620.00
TOTAL							\$267,969.71

Championship Summaries



Ernie Els made his PGA TOUR Champions debut in January of 2020. He went on to win the Hoag Classic at Newport Beach Country Club, the last event played before the season was postponed due to COVID-19.

Championship Summaries

1983



Miller Barber

Canterbury GC
Cleveland, OH
June 9-12
Purse: \$250,000
Par: 36-36-72
Yards: 6,615

LEADERS	First Round	Second Round	Third Round
	Gay Brewer 69 (-3)	Miller Barber 140 (-4)	Miller Barber 210 (-6)
	Bob Rosburg 69 (-3)	Gene Littler 140 (-4)	Gene Littler 211 (-5)
	Jerry Barber 70 (-2)	Jerry Barber 142 (-2)	Jim Ferree 212 (-4)
	Gene Littler 70 (-2)		Don January 212 (-4)
	Miller Barber 71 (-1)		

PRO-AM: Two were held, each \$5,000. Tuesday Individual—Bob Goalby, 69, \$500. Team—Gordon Jones, 56, \$500. Wednesday Individual—Miller Barber, Julius Boros, 70, \$450 each. Team—Gardner Dickinson, 54, \$500.

WEATHER: Beautiful every day.

Player	Pos.	Score	Official Money	
Miller Barber	1	71-69-70-68	278	\$40,000.00
Gene Littler	2	70-70-71-68	279	24,000.00
Paul Harney	T3	72-74-71-67	284	17,500.00
Don January	T3	74-70-68-72	284	17,500.00
Arnold Palmer	T5	74-72-69-70	285	11,500.00
Jim Ferree	T5	74-71-67-73	285	11,500.00
Gay Brewer	T7	69-74-72-71	286	8,000.00
Peter Thomson	T7	71-72-73-70	286	8,000.00
Billy Casper	9	75-69-73-70	287	7,000.00
Guy Wolstenholme	10	74-73-70-71	288	6,500.00
Bob Rosburg	T11	70-74-74-73	291	5,750.00
Dan Sikes	T11	74-73-70-74	291	5,750.00
Rod Funseth	13	69-74-74-75	292	5,000.00
Art Silvestrone	14	72-73-72-76	293	4,600.00
Gardner Dickinson	T15	75-78-71-70	294	4,150.00
Jerry Barber	T15	70-72-78-74	294	4,150.00
Billy Maxwell	T17	73-75-74-73	295	3,700.00
Roberto De Vicenzo	T17	76-75-71-73	295	3,700.00
Mike Souchak	T19	75-78-75-68	296	3,100.00
Dick Mayer	T19	74-78-71-73	296	3,100.00
Bob Erickson	T19	72-74-74-76	296	3,100.00
Jack Fleck	T19	74-72-74-76	296	3,100.00
Bert Weaver	23	81-74-70-72	297	2,600.00
Julius Boros	T24	77-70-78-73	298	2,300.00
Fred Hawkins	T24	71-78-73-76	298	2,300.00

Player	Pos.	Score	Official Money	
Gordon Jones	T26	76-74-76-73	299	\$1,760.00
Kel Nagle	T26	73-77-74-75	299	1,760.00
Bob Goalby	T26	73-76-75-75	299	1,760.00
Howie Johnson	T26	73-77-73-76	299	1,760.00
Charles Sifford	T26	75-75-72-77	299	1,760.00
Doug Ford	T31	77-75-76-72	300	1,000.00
Tom Nieporte	T31	78-74-71-77	300	1,000.00
Denis Hutchinson	T33	74-77-74-76	301	1,000.00
Al Besselink	T33	77-75-72-77	301	1,000.00
Bill Collins	35	78-77-75-72	302	1,000.00
Ted Kroll	T36	79-76-74-74	303	1,000.00
Mike Fetchick	T36	74-75-77-77	303	1,000.00
George Bayer	38	71-75-77-72	305	1,000.00
Dow Finsterwald	T39	74-80-78-74	306	1,000.00
Lionel Hebert	T39	78-81-77-70	306	1,000.00
Fred Haas	T39	74-77-77-78	306	1,000.00
Bill Johnston	42	75-79-76-78	308	1,000.00
Al Balding	43	78-79-74-78	309	1,000.00
Sam Snead	44	75-79-75-81	310	1,000.00
Charles Smith	45	80-79-78-76	313	950.00
Chuck Rotar	46	78-77-82-79	316	925.00
Ed Furgol	47	82-78-80-77	317	900.00
Marty Furgol	48	82-80-83-83	328	875.00
Herman Keiser	49	81-86-82-83	332	850.00
Walter Burkemo	50	90-85-79-85	339	800.00

Championship Summaries

1984



Arnold Palmer

Canterbury GC
Cleveland, OH
June 21-24
Purse: \$240,000
Par: 36-36-72
Yards: 6,615

LEADERS First Round			Second Round		Third Round	
Rod Funseth	68 (-4)		Don January	139 (-5)	Arnold Palmer.....	207 (-9)
Bob Goalby	68 (-4)		Arnold Palmer.....	140 (-4)	Peter Thomson.....	208 (-8)
Peter Thomson.....	68 (-4)		Dan Sikes	141 (-3)	Miller Barber.....	210 (-6)
Bob Rosburg.....	69 (-3)		Peter Thomson.....	141 (-3)		
Arnold Palmer.....	72 (T13)					

PRO-AM: Tuesday, \$5,000. Individual—Dow Finsterwald, Peter Thomson, 67, \$450 each. Team—Al Balding, Dow Finsterwald, 53, each \$450. Wednesday, \$5,000. Individual—Miller Barber, 66, \$500. Team—Don January, 53, \$500.

WEATHER: Pleasant Thursday and Friday. A brief shower Saturday morning, but pleasant in the afternoon. Cloudy and breezy Sunday.

Player	Pos.	Score	Official Money
Arnold Palmer	1	72-68-67-69	276
Peter Thomson	2	68-73-67-71	279
Miller Barber	3	72-71-67-71	281
Don January	4	70-69-73-71	283
Billy Casper	T5	72-72-68-72	284
Jim Ferree	T5	70-73-69-72	284
Rod Funseth	T7	68-75-70-74	287
Charles Sifford	T7	71-72-69-75	287
Dan Sikes	T7	72-69-73-73	287
Bill Collins	10	73-73-72-70	288
Bob Toski	T11	72-70-74-73	289
Mike Fetchick	T11	70-76-66-77	289
Howie Johnson	T11	75-69-70-75	289
Jack Fleck	T14	74-75-71-70	290
Gardner Dickinson	T14	71-79-67-73	290
Bob Stone	T14	72-72-71-75	290
Paul Harney	T17	73-74-73-71	291
Art Silvestrone	T17	73-75-72-71	291
Jerry Barber	T19	76-72-74-70	292
Roberto De Vicenzo	T19	73-75-72-72	292
Bill Johnston	T19	72-75-73-72	292
Bob Rosburg	T19	69-75-74-74	292
George Bayer	T23	75-75-71-72	293
Gay Brewer	T23	72-72-72-77	293
Art Wall	T23	73-72-71-77	293
Bob Erickson	T26	72-75-69-78	294

Player	Pos.	Score	Official Money
Bob Goalby	T26	68-76-73-77	294
George Lanning	T26	70-75-70-79	294
Orville Moody	T26	73-75-72-74	294
Buck Adams	30	72-72-74-77	295
Gordon Jones	T31	75-78-71-72	296
Dick Mayer	T31	74-72-74-76	296
Pat Rea	T33	75-74-74-74	297
Bert Weaver	T33	75-74-73-75	297
Ken Towns	T33	77-73-71-76	297
Al Balding	36	77-72-71-80	300
Jim Cochran	T37	72-75-75-79	301
Fred Hawkins	T37	75-75-77-74	301
Doug Sanders	T37	76-74-79-72	301
Mike Souchak	40	76-73-76-77	302
Doug Ford	T41	80-75-74-74	303
Lionel Hebert	T41	75-81-72-75	303
Fred Haas	T43	80-76-75-73	304
Kel Nagle	T43	77-78-73-76	304
Billy Maxwell	45	76-74-77-78	305
Mason Rudolph	46	76-75-75-81	307
Mike Austin	47	72-80-76-80	308
Al Besselink	48	75-81-77-76	309
Ted Kroll	49	82-74-79-75	310
Dow Finsterwald	50	80-79-78-77	314
Bob McCallister	51	80-80-75-83	318
Charles Smith	52	78-81-79-82	320

1985



Arnold Palmer

Championship Summaries

Canterbury GC
Beachwood, OH
June 20-23
Purse: \$240,000
Par: 36-36-72
Yards: 6,615

LEADERS	First Round	Second Round	Third Round
	Arnold Palmer.....67 (-5)	Arnold Palmer.....138 (-6)	Arnold Palmer..... 206 (-10)
	Don January 68 (-4)	Howie Johnson 139 (-5)	Miller Barber..... 211 (-5)
	Charles Owens 69 (-3)	Miller Barber..... 140 (-4)	Charles Owens 213 (-3)

PRO-AM: \$10,000. Tuesday—Individual, Jim King, 69, \$500. Team, Art Silvestrone, 55, \$500. Wednesday—Individual, Gay Brewer, Harold Henning, 69, \$450 each. Team—Mike Austin, 54, \$500.

WEATHER: Clear and mild Thursday and Friday. Windy with scattered rain Saturday. Sunny and warm with mild breezes Sunday.

Player	Pos.	Score	Official Money
Arnold Palmer	1	67-71-68-68	274 \$36,000.00
Miller Barber	T2	71-69-71-74	285 17,457.00
Lee Elder	T2	71-70-73-71	285 17,457.00
Gene Littler	T2	73-72-70-70	285 17,457.00
Charles Owens	T2	69-73-71-72	285 17,457.00
Peter Thomson	T6	75-69-70-72	286 8,175.00
Billy Casper	T6	71-72-72-71	286 8,175.00
Jack Fleck	T6	70-73-71-72	286 8,175.00
Art Wall	T6	73-73-70-70	286 8,175.00
Don January	T10	68-74-73-72	287 6,000.00
Charles Sifford	T10	72-71-73-71	287 6,000.00
Billy Maxwell	12	71-71-73-73	288 5,400.00
Ken Still	13	72-69-75-73	289 5,000.00
Orville Moody	14	73-75-71-71	290 4,650.00
Howie Johnson	15	71-68-76-76	291 4,375.00
Gay Brewer	T16	73-74-71-74	292 3,566.67
Jim Ferree	T16	74-74-76-68	292 3,566.67
Harold Henning	T16	71-75-74-72	292 3,566.67
Dan Sikes	T16	72-72-78-70	292 3,566.67
Bob Goalby	T16	75-71-74-72	292 3,566.66
Gordon Jones	T16	72-76-75-69	292 3,566.66
Robert De Vincenzo	T22	74-71-74-74	293 2,550.00
Mike Fetchick	T22	71-72-75-75	293 2,550.00
Jim King	T22	72-74-73-74	293 2,550.00
George Lanning	T22	75-76-73-69	293 2,550.00
Bob Erickson	T26	77-71-73-73	294 2,050.00
Doug Ford	T26	72-73-72-77	294 2,050.00
Dow Finsterwald	T28	74-75-72-74	295 1,875.00

Player	Pos.	Score	Official Money
Bob Stone	T28	71-76-75-73	295 \$1,875.00
James Barber	T30	74-80-74-69	297 7,775.00
Bill Johnston	T30	76-73-75-73	297 7,775.00
Bill Collins	32	75-72-74-77	298 1,700.00
Kel Nagle	33	77-76-73-73	299 1,650.00
Al Balding	T34	73-72-77-78	300 1,550.00
Jim Cochran	T34	73-79-75-73	300 1,550.00
Art Silvestrone	T34	76-74-76-74	300 1,550.00
Ken Towns	37	75-79-77-70	301 1,450.00
Jerry Barber	T38	75-73-77-77	302 1,350.00
Bob Toski	T38	79-72-75-76	302 1,350.00
Pete Hessemer	T38	76-76-76-74	302 1,350.00
Julius Boros	41	78-75-76-74	303 1,250.00
Mike Austin	T42	73-75-81-75	304 1,187.50
Lionel Hebert	T42	74-78-78-74	304 1,187.50
Tom Nieporte	T42	75-75-80-74	304 1,187.50
Mike Souchak	T42	78-78-72-76	304 1,187.50
Fred Haas	T46	75-75-77-78	305 1,112.50
Fred Hawkins	T46	79-75-78-73	305 1,112.50
Al Besselink	T48	80-71-80-76	307 1,070.00
Ben Smith	T48	74-75-79-79	307 1,070.00
Ted Kroll	50	77-76-77-78	308 1,040.00
Pete Brown	51	74-77-80-78	309 1,020.00
Tommy Jacobs	52	75-80-81-77	313 1,001.00
Ed Furgol	53	78-78-83-77	316 1,000.00
Mason Rudolph	54	83-78-79-77	317 999.00
Doug Sanders	WD	77-78	

Championship Summaries

1986



Chi Chi Rodriguez

Canterbury GC
Beachwood, OH
June 19-22
Purse: \$300,000
Par: 36-36-72
Yards: 6,615

LEADERS	First Round	Second Round	Third Round
	Miller Barber..... 68 (-4)	Chi Chi Rodriguez..136 (-8)	Chi Chi Rodriguez206 (-10)
	Gary Player..... 68 (-4)	Gay Brewer..... 139 (-5)	Bruce Crampton..... 208 (-8)
	Lee Elder..... 69 (-3)	Lee Elder..... 140 (-4)	Lee Elder..... 210 (-6)
	Howie Johnson..... 69 (-3)	Don January..... 140 (-4)	Don January..... 210 (-6)
	Chi Chi Rodriguez....69 (-3)	Peter Thomson..... 140 (-4)	Arnold Palmer..... 210 (-6)

CUT: There was no cut. 53 of 54 professionals completed 54 holes.

PRO-AM: \$10,000. Wednesday Individual—Bruce Crampton, 67, \$500. Team—Jim King, Walt Zembriski, 55, \$450 each. Thursday—Rain cancelled Thursday's competition. 14 professionals received \$92.60 and 39 others received \$92.59.


WEATHER: Rain postponed Thursday's opening round. Warm and partly sunny Friday. Beautiful with warm temperatures and clear skies Saturday. Warm with some clouds Sunday.

Player	Pos.	Score	Official Money
Chi Chi Rodriguez	1	69-67-70	206 \$45,000.00
Bruce Crampton	2	72-69-67	208 27,000.00
Arnold Palmer	T3	72-71-67	210 18,750.00
Lee Elder	T3	69-71-70	210 18,750.00
Don January	T3	73-67-70	210 18,750.00
Charles Owens	T6	70-72-69	211 10,500.00
Gay Brewer	T6	68-71-72	211 10,500.00
Howie Johnson	T6	69-73-69	211 10,500.00
Bob Toski	9	71-71-70	212 9,000.00
Peter Thomson	T10	71-69-73	213 7,331.25
Charles Sifford	T10	72-70-71	213 7,331.25
Gene Littler	T10	72-71-70	213 7,331.25
Dale Douglass	T10	71-71-71	213 7,331.25
Gary Player	T14	68-74-72	214 5,887.50
Jim Ferree	T14	73-71-70	214 5,887.50
Bob Charles	16	74-71-70	215 5,400.00
Walter Zembriski	T17	74-73-69	216 4,800.00
Ken Still	T17	74-71-71	216 4,800.00
Harold Henning	T17	74-71-71	216 4,800.00
Bob Brue	T20	71-71-75	217 4,050.00
Bob Erickson	T20	73-71-73	217 4,050.00
George Lanning	22	72-72-74	218 3,750.00
Miller Barber	23	74-70-75	219 3,600.00
Doug Sanders	T24	71-75-74	220 3,375.00
Al Balding	T24	74-75-71	220 3,375.00
Art Wall	T26	75-71-75	221 3,075.00
Gordon Jones	T26	72-74-75	221 3,075.00

Player	Pos.	Score	Official Money
Orville Moody	T28	73-73-76	222 \$2,625.00
Mike Fetchick	T28	76-72-74	222 2,625.00
Jack Fleck	T28	75-73-74	222 2,625.00
Bob Goalby	T28	75-73-74	222 2,625.00
Art Silvestrone	T32	74-75-74	223 2,137.50
Billy Maxwell	T32	79-74-70	223 2,137.50
Al Chandler	T32	74-69-80	223 2,137.50
Bill Collins	T32	74-74-75	223 2,137.50
Fred Hawkins	T36	75-77-72	224 1,912.50
Joe Jimenez	T36	79-74-71	224 1,912.50
Ben Smith	T38	74-76-75	225 1,725.00
Bobby Nichols	T38	72-77-76	225 1,725.00
Jim Cochran	T38	77-75-73	225 1,725.00
George Bayer	41	77-74-75	226 1,575.00
Mike Souchak	T42	76-74-77	227 1,462.50
Jim King	T42	76-76-75	227 1,462.50
Jerry Barber	T44	74-80-74	228 1,200.00
Pete Brown	T44	78-78-72	228 1,200.00
Lionel Hebert	T44	78-73-77	228 1,200.00
Bill Johnston	T44	79-75-74	228 1,200.00
Ted Kroll	T44	75-80-73	228 1,200.00
Sam Snead	T49	74-80-75	229 900.00
Jimmy Powell	T49	77-77-75	229 900.00
Doug Ford	T49	76-79-74	229 900.00
Fred Haas	52	78-77-76	231 750.00
Dan Sikes	53	82-75-83	240 750.00

Championship Summaries

1987



Gary Player

**Sawgrass CC
Ponte Vedra Beach,
FL**

**June 11-14
Purse: \$400,000**

Par: 36-36-72

Yards: 6,636

LEADERS	First Round	Second Round	Third Round
	Chi Chi Rodriguez 65 (-7)	Chi Chi Rodriguez 137 (-7)	Billy Casper 210 (-6)
	Billy Maxwell 66 (-6)	Billy Casper 138 (-6)	Bruce Crampton 211 (-5)
	Charles Owens 67 (-5)	Butch Baird 140 (-4)	Charles Owens 211 (-5)
	Gary Player 69 (T6)	Bruce Crampton 140 (-4)	Gary Player 211 (-5)
		Charles Owens 140 (-4)	Chi Chi Rodriguez 211 (-5)
		Gary Player 142 (T8)	

VANTAGE SUPER SENIORS: Roberto De Vicenzo shot even-par 216 for 54 holes, including a final-round 65, to win \$8,000.

CUT: There was no cut. 71 of 72 professionals completed 72 holes.

PRO-AM: \$10,000. Wednesday Individual—Gene Borek, 67, \$1,000. Team—Billy Maxwell, 51, \$1,000.

WEATHER: Hot and humid with scattered clouds throughout the week.

Player	Pos.	Score	Official Money	
Gary Player	1	69-73-69-69	280	\$60,000.00
Bruce Crampton	T2	70-70-71-70	281	32,000.00
Chi Chi Rodriguez	T2	65-72-74-70	281	32,000.00
Billy Casper	4	70-68-72-73	283	24,200.00
Charles Owens	T5	67-73-71-73	284	15,900.00
Arnold Palmer	T5	69-72-72-71	284	15,900.00
Doug Sanders	T5	73-71-72-68	284	15,900.00
Miller Barber	T8	68-75-71-71	285	12,000.00
Walter Zembriski	T8	72-70-71-72	285	12,000.00
Don Massengale	T10	75-72-68-71	286	9,633.34
Butch Baird	T10	71-69-74-72	286	9,633.33
Bob Charles	T10	70-75-74-67	286	9,633.33
Gay Brewer	13	68-74-71-74	287	8,200.00
Bob Brue	T14	72-72-70-40	288	7,400.00
Roberto De Vicenzo	T14	73-78-65-72	288	7,400.00
Roland Stafford	T14	71-71-74-72	288	7,400.00
Lee Elder	T17	71-74-74-70	289	6,200.00
Gene Littler	T17	72-76-69-72	289	6,200.00
Bobby Nichols	T17	72-70-73-74	289	6,200.00
Al Kelley	20	75-74-70-71	290	5,400.00
Bill Johnston	21	71-75-73-72	291	5,100.00
J.C. Goosie	T22	71-75-73-73	292	4,800.00
Peter Thomson	T22	72-76-71-73	292	4,800.00
Al Chandler	T24	74-75-71-74	294	4,100.00
Dale Douglass	T24	70-76-74-74	294	4,100.00
Dick King	T24	69-73-75-77	294	4,100.00
Orville Moody	T24	76-74-76-68	294	4,100.00
Charles Sifford	T24	72-78-71-73	294	4,100.00
Jim King	T29	75-72-76-72	295	3,300.00
Dan Morgan	T29	74-73-74-74	295	3,300.00
Jimmy Powell	T29	77-76-72-70	295	3,300.00
Don January	32	73-76-76-71	296	2,975.00
James Barber	T33	72-76-72-77	297	2,625.00
Gardner Dickinson	T33	80-74-72-71	297	2,625.00
Harold Henning	T33	73-70-79-75	297	2,625.00
Billy Maxwell	T33	66-75-79-77	297	2,625.00

Player	Pos.	Score	Official Money	
Ben Smith	T33	74-75-74-74	297	\$2,625.00
Ken Still	T33	76-74-74-73	297	2,625.00
Bob Toski	T39	73-75-73-77	298	2,225.00
Art Wall	T39	79-75-72-72	298	2,225.00
Jerry Barber	T41	72-75-75-77	299	1,925.00
Gene Borek	T41	74-77-74-74	299	1,925.00
John Brodie	T41	74-74-79-72	299	1,925.00
Jim Ferree	T41	73-74-78-74	299	1,925.00
Tommy Aaron	T45	77-74-76-73	300	1,625.00
Doug Ford	T45	75-77-75-73	300	1,625.00
Jim Cochran	T47	74-76-76-75	301	1,375.00
El Collins	T47	74-75-77-75	301	1,375.00
Mike Fetchick	T47	74-79-77-71	301	1,375.00
Bill Collins	T50	72-76-75-79	302	825.00
Howie Johnson	T50	77-78-74-73	302	825.00
George Lanning	T50	78-77-76-71	302	825.00
Larry Mowry	T50	70-78-77-77	302	825.00
Ralph Terry	T50	79-76-72-75	302	825.00
Gordon Waldespuhl	T50	74-79-73-76	302	825.00
Bob Stone	56	78-74-73-78	303	500.00
Denny Felton	57	70-81-82-71	304	500.00
Gordon Jones	T58	74-77-77-77	305	500.00
Mike Souchak	T58	77-75-77-76	305	500.00
Quinton Gray	T60	75-77-77-78	307	500.00
Casmere Jawor	T60	75-77-78-77	307	500.00
George Bayer	T62	80-78-77-73	308	500.00
Bob Erickson	T62	79-74-77-78	308	500.00
Jack Fleck	T62	74-82-75-77	308	500.00
Fred Hawkins	T62	76-73-81-78	308	500.00
Ted Kroll	T62	76-76-81-75	308	500.00
Rafe Botts	67	76-82-75-76	309	500.00
Kel Nagle	68	74-81-79-78	312	500.00
Fred Haas	69	82-75-78-78	313	500.00
Lionel Hebert	70	77-82-76-79	314	500.00
Al Balding	71	84-80-87-78	329	500.00

Championship Summaries

1988



Billy Casper

**TPC Sawgrass
(Valley Course)
Ponte Vedra Beach,
FL
June 9-12
Purse: \$400,000
Par: 36-36-72
Yards: 6,646**

LEADERS	First Round	Second Round	Third Round
	Bob Goalby..... 66 (-6)	Billy Casper..... 137 (-7)	Miller Barber 209 (-7)
	Bob Charles..... 67 (-5)	Charles Coody 138 (-6)	Al Geiberger 210 (-6)
	Mike Hill 68 (-4)	Bruce Crampton 139 (-5)	Gary Player 210 (-6)
	Bob Rawlins..... 68 (-4)	Gardner Dickinson 139 (-5)	Billy Casper..... 211 (-5)
	Ken Still 68 (-4)		Bob Charles..... 211 (-5)
	Billy Casper..... 69 (-3)		Charles Coody 211 (-5)
			Bruce Crampton 211 (-5)
			Don January 211 (-5)

VANTAGE SUPER SENIORS: Gardner Dickinson birdied the first playoff hole to win the competition and \$7,000. Dickinson and Charles Sifford completed 54 holes tied at 215, 1-under par.

CUT: There was no cut; 68 of 72 players completed 72 holes.

PRO-AM: \$10,000. Individual—Chi Chi Rodriguez, Don Massengale, 68, \$900 each. Team—Rafe Botts, 50, \$1,000

WEATHER: Play suspended Friday at 5:31 p.m. for 52 minutes due to thunderstorms. Sunny and breezy Saturday and Sunday.

Player	Pos.	Score	Official Money	
Billy Casper	1	69-68-74-67	278	\$60,000.00
Al Geiberger	2	70-72-68-70	280	35,000.00
Miller Barber	T3	73-68-68-72	281	24,200.00
Don January	T3	74-72-65-70	281	24,200.00
Gary Player	T3	72-71-67-71	281	24,200.00
Bob Charles	T6	67-73-71-71	282	14,150.00
Bruce Crampton	T6	71-68-72-71	282	14,150.00
Lou Graham	T8	71-70-71-71	283	12,000.00
Orville Moody	T8	75-72-70-66	283	12,000.00
Charles Coody	T10	70-68-73-73	284	10,050.00
Larry Mowry	T10	71-70-73-70	284	10,050.00
Gene Littler	12	75-70-73-67	285	8,800.00
Don Beis	T13	75-74-68-69	286	8,000.00
Dale Douglass	T13	72-75-69-70	286	8,000.00
Gardner Dickinson	T15	70-69-76-72	287	7,200.00
Bobby Nichols	T15	71-73-71-72	287	7,200.00
Charles Owens	T17	75-73-68-72	288	6,400.00
Roland Stafford	T17	74-72-67-75	288	6,400.00
Walter Zembriski	T19	73-71-71-74	289	5,433.34
Jim Ferree	T19	70-73-76-70	289	5,433.33
Charles Sifford	T19	73-69-73-74	289	5,433.33
Jim Cochran	T22	70-75-75-70	290	4,600.00
Bob Erickson	T22	71-74-74-71	290	4,600.00
Don Massengale	T22	73-73-73-71	290	4,600.00
Ken Still	T22	68-75-74-73	290	4,600.00
Bob Brue	T26	71-74-77-69	291	3,900.00
Dave Hill	T26	68-75-76-72	291	3,900.00
Chi Chi Rodriguez	T26	74-76-67-74	291	3,900.00
Bill Collins	T29	72-67-74-78	292	3,300.00
Bruce Devlin	T29	71-73-75-73	292	3,300.00
Jim King	T29	76-71-71-74	292	3,300.00
Butch Baird	T32	74-76-72-71	293	2,775.00
Bob Goalby	T32	66-75-78-74	293	2,775.00
Arnold Palmer	T32	73-75-70-75	293	2,775.00

Player	Pos.	Score	Official Money	
Robert Rawlins	T32	68-72-76-77	293	\$2,775.00
Doug Sanders	T32	75-71-73-74	293	2,775.00
Dick Howell	T37	77-71-72-74	294	2,325.00
Joe Jimenez	T37	72-78-71-73	294	2,325.00
Howie Johnson	T37	75-75-69-75	294	2,325.00
Ralph Terry	T37	73-72-74-75	294	2,325.00
Harold Henning	41	71-73-76-76	295	2,075.00
Art Silvestrone	42	71-78-77-70	296	1,975.00
Quinton Gray	T43	76-74-74-73	297	1,775.00
Al Kelley	T43	74-77-71-75	297	1,775.00
Dan Morgan	T43	73-82-72-70	297	1,775.00
Jerry Barber	T46	74-72-77-75	298	1,206.25
Robert Boldt	T46	71-77-74-76	298	1,206.25
Gene Borek	T46	76-77-75-70	298	1,206.25
Gay Brewer	T46	74-71-75-78	298	1,206.25
Mike Fetchick	T46	73-78-73-74	298	1,206.25
Doug Ford	T46	73-75-73-77	298	1,206.25
Gordon Jones	T46	75-72-77-74	298	1,206.25
Gordon Waldespuhl	T46	77-77-71-73	298	1,206.25
Tommy Aaron	T54	72-78-72-77	299	500.00
Dick King	T54	77-73-72-77	299	500.00
John Brodie	T56	77-73-78-72	300	500.00
Fred Hawkins	T56	72-77-75-76	300	500.00
George Lanning	T56	72-79-75-74	300	500.00
Ben Smith	T56	76-74-76-74	300	500.00
Art Wall	T56	73-76-78-73	300	500.00
Jimmy Powell	61	74-78-77-72	301	500.00
James Barber	T62	73-72-78-79	302	500.00
Billy Maxwell	T62	74-82-74-72	302	500.00
Rafe Botts	T64	71-80-78-78	307	500.00
Kel Nagle	T64	79-76-80-72	307	500.00
George Bayer	66	76-72-81-84	313	500.00
El Collins	67	81-82-77-76	316	500.00

Championship Summaries

1989



Orville Moody

**TPC Sawgrass
(Valley Course)
Ponte Vedra Beach,
FL
June 8-11
Purse: \$700,000
Par: 36-36-72
Yards: 6,646**

LEADERS	First Round	Second Round	Third Round
	Butch Baird..... 67 (-5)	Gary Player..... 134 (-10)	Orville Moody 200 (-16)
	Lou Graham..... 67 (-5)	Butch Baird..... 135 (-9)	Charles Coody..... 206 (-10)
	Dick Howell..... 67 (-5)	Miller Barber..... 136 (-8)	Lou Graham..... 206 (-10)
	Orville Moody 67 (-5)	Orville Moody 136 (-8)	Gary Player..... 206 (-10)
	Arnold Palmer..... 67 (-5)	Arnold Palmer..... 136 (-8)	
	Tom Shaw..... 67 (-5)		

RJR CLASSICS: Charlie Sifford birdied the first hole to win a playoff over Mike Fetchick and Roberto De Vicenzo and claim his second title of the year.

CUT: There was no cut; 72 of 75 players completed 72 holes.

PRO-AM: \$10,000. Wednesday Individual—Bob Rawlins, 67, \$1,000. Team—Harold Henning, 48, \$1,000.

WEATHER: Hot and very humid throughout the week. Play suspended by thunderstorms on Thursday from 11:58 a.m. to 1:35 p.m., on Friday from 12:57 to 1:50 p.m. and again from 4:15 to 5:10 p.m., and on Saturday from 3:08 to 4:45 p.m. Delays totaled 5:02.

Player	Pos.	Score	Official Money
Orville Moody	1	67-69-64-71	271 \$105,000.00
Charles Coody	2	70-70-66-67	273 60,000.00
Gary Player	3	68-66-72-68	274 48,000.00
Arnold Palmer	T4	67-69-75-67	278 29,600.00
Miller Barber	T4	68-68-73-69	278 29,600.00
Bob Charles	T4	70-69-71-68	278 29,600.00
Al Geiberger	T4	69-71-69-69	278 29,600.00
Lou Graham	T4	67-72-67-72	278 29,600.00
Harold Henning	9	70-73-68-68	279 20,000.00
Walter Zembriski	T10	72-71-69-69	281 16,200.00
Don Massengale	T10	70-72-70-69	281 16,200.00
Chi Chi Rodriguez	T10	71-71-69-70	281 16,200.00
Butch Baird	T10	67-68-74-72	281 16,200.00
Don Bies	14	73-75-66-68	282 13,600.00
Bruce Crampton	T15	70-74-70-69	283 11,600.00
Tom Shaw	T15	67-72-73-71	283 11,600.00
Gay Brewer	T15	71-73-69-70	283 11,600.00
Ben Smith	T18	70-72-72-70	284 9,000.00
Mike Hill	T18	69-72-73-70	284 9,000.00
Doug Dalziel	T18	70-68-73-73	284 9,000.00
Dale Douglass	T18	70-73-69-72	284 9,000.00
Jim Ferree	T22	68-73-72-72	285 7,800.00
Homero Blancas	T22	71-68-71-75	285 7,800.00
Gardner Dickinson	24	69-80-70-67	286 7,400.00
Jim Dent	T25	71-76-71-69	287 6,800.00
Bruce Devlin	T25	73-73-70-71	287 6,800.00
Dave Hill	T25	69-72-75-71	287 6,800.00
Gene Littler	T25	72-69-74-72	287 6,800.00
Billy Casper	T25	71-73-70-73	287 6,800.00
Dick Rhyan	T30	72-71-69-76	288 6,100.00
Ralph Terry	T30	73-71-68-76	288 6,100.00
Dick Hendrickson	T32	70-70-74-75	289 5,700.00
Deray Simon	T32	73-72-70-74	289 5,700.00
Don January	T34	73-72-73-72	290 5,200.00
Mike Fetchick	T34	74-73-71-72	290 5,200.00
Gordon Jones	T34	72-69-76-73	290 5,200.00

Player	Pos.	Score	Official Money
Joe Lopez	T37	75-71-73-72	291 \$4,200.00
Al Chandler	T37	75-69-75-72	291 4,200.00
Bob Brue	T37	70-76-74-71	291 4,200.00
Bob Erickson	T37	72-70-76-73	291 4,200.00
J.C. Goosie	T37	73-73-72-73	291 4,200.00
Charles Sifford	T37	73-74-71-73	291 4,200.00
Bobby Nichols	T37	74-70-70-77	291 4,200.00
Joe Jimenez	T44	73-73-76-70	292 3,000.00
Bob Rawlins	T44	70-77-74-71	292 3,000.00
Frank Beard	T44	73-77-71-71	292 3,000.00
Ken Still	T44	72-77-72-71	292 3,000.00
Paul Moran	T44	70-76-71-75	292 3,000.00
Billy Maxwell	T49	74-74-74-72	294 2,350.00
John Brodie	T49	75-75-71-73	294 2,350.00
Jimmy Powell	T49	68-79-71-76	294 2,350.00
Al Kelley	T52	73-73-75-74	295 1,287.50
Chick Evans	T52	71-75-75-74	295 1,287.50
Agim Bardha	T52	74-73-74-74	295 1,287.50
Roberto De Vicenzo	T52	74-69-75-77	295 1,287.50
Dick Howell	T56	67-84-72-73	296 1,000.00
George Lanning	T56	68-75-79-74	296 1,000.00
Ray Beallo	T56	73-73-71-79	296 1,000.00
Phil Rodgers	T59	76-77-75-69	297 1,000.00
Bob Boldt	T59	75-68-79-75	297 1,000.00
Doug Sanders	T61	70-73-81-74	298 1,000.00
Jim Cochran	T61	75-72-74-77	298 1,000.00
Quinton Gray	T61	73-72-73-80	298 1,000.00
Doug Ford	64	72-75-77-75	299 1,000.00
Jim O'Hern	T65	73-79-73-75	300 1,000.00
Jim King	T65	74-74-76-76	300 1,000.00
Rafe Botts	T65	74-78-72-76	300 1,000.00
Larry Mowry	T68	77-74-77-73	301 1,000.00
Jerry Barber	T68	69-82-73-77	301 1,000.00
Roland Stafford	T68	75-77-72-77	301 1,000.00
Bert Yancey	71	70-79-81-73	303 1,000.00
Julius Boros	72	74-81-80-80	315 1,000.00

Championship Summaries

1990



Jack Nicklaus

Dearborn CC
Dearborn, MI
June 7-10
Purse: \$1,000,000
Par: 36-36-72
Yards: 6,665

LEADERS	First Round	Second Round	Third Round
	Jack Nicklaus 65 (-7)	Jack Nicklaus 133 (-11)	Jack Nicklaus 197 (-19)
	Ben Smith..... 65 (-7)	Terry Dill..... 134 (-10)	Lee Trevino..... 200 (-16)
	Ralph Terry..... 66 (-6)	Lee Trevino..... 134 (-10)	Frank Beard..... 204 (-12)
	Lee Trevino..... 66 (-6)	Gary Player..... 135 (-9)	Larry Ziegler..... 204 (-12)
		Ben Smith..... 135 (-9)	

VANTAGE CLASSICS: Joe Jimenez, with a 54-hole total of 5-under 211, posted his third win of the year and earned \$9,000.

CUT: There was no cut; all 78 players completed 72 holes.

PRO-AM: \$10,000. Individual—Larry Mowry, 66, \$1,000. Team—Harold Henning, Homero Blancas, Bob Boldt, Larry Mowry, 53, \$775 each.

WEATHER: Comfortable through Thursday. Friday's start delayed four hours by thunderstorms, with play commencing at 1:10 p.m. off both sides. Sunny with moderate winds on Saturday. Cooler and breezy Sunday.

Player	Pos.	Score	Official Money
Jack Nicklaus	1	65-68-64-64	261 \$150,000.00
Lee Trevino	2	66-68-66-67	267 88,000.00
Jim Dent	T3	71-70-66-65	272 66,000.00
Charles Cody	T3	68-70-68-66	272 66,000.00
Dave Hill	T5	70-67-68-68	273 44,000.00
Chi Chi Rodriguez	T5	70-67-68-68	273 44,000.00
Frank Beard	7	67-70-67-71	275 36,000.00
Larry Mowry	T8	69-67-71-69	276 28,466.67
Orville Moody	T8	70-69-68-69	276 28,466.67
Harold Henning	T8	69-70-67-70	276 28,466.66
Dale Douglass	T11	73-69-67-69	278 22,000.00
Rocky Thompson	T11	68-72-67-71	278 22,000.00
Mike Hill	T11	68-72-67-71	278 22,000.00
Al Geiberger	T14	68-68-72-71	279 17,500.00
Jimmy Powell	T14	71-67-69-72	279 17,500.00
George Archer	T14	71-71-65-72	279 17,500.00
Larry Ziegler	T14	68-72-64-75	279 17,500.00
Gary Player	T18	67-68-76-69	280 13,620.00
Ben Smith	T18	65-70-74-71	280 13,620.00
Dan Morgan	T18	69-71-70-70	280 13,620.00
Rives McBee	T18	67-72-71-70	280 13,620.00
Bob Charles	T18	68-69-72-71	280 13,620.00
Paul Moran	T23	71-69-68-73	281 11,350.00
Terry Dill	T23	67-67-71-76	281 11,350.00
Walter Zembriski	25	70-72-70-70	282 10,600.00
Homero Blancas	T26	71-68-75-69	283 9,016.67
Don Bies	T26	71-70-72-70	283 9,016.67
Don Massengale	T26	67-72-74-70	283 9,016.67
John Paul Cain	T26	69-68-74-72	283 9,016.67
Al Kelley	T26	69-72-68-74	283 9,016.66
Miller Barber	T26	69-67-71-76	283 9,016.66
Ralph Terry	32	66-74-68-76	284 7,600.00
Butch Baird	T33	72-73-71-69	285 7,000.00
Tommy Aaron	T33	73-71-69-72	285 7,000.00
Bob Rawlins	T35	69-69-81-67	286 5,525.00
Bobby Nichols	T35	71-73-72-70	286 5,525.00
Bill Collins	T35	76-68-72-70	286 5,525.00
Dick Hendrickson	T35	71-72-72-71	286 5,525.00
Jim Ferree	T35	67-73-75-71	286 5,525.00

Player	Pos.	Score	Official Money
Bob Brue	T35	71-73-70-72	286 \$5,525.00
Chick Evans	T35	70-70-71-75	286 5,525.00
Lou Graham	T35	70-69-69-78	286 5,525.00
Jack Fleck	T43	71-73-70-73	287 4,200.00
Gordon Jones	T43	72-69-73-73	287 4,200.00
DeWitt Weaver	T43	69-71-72-75	287 4,200.00
Bob Boldt	T43	73-69-70-75	287 4,200.00
Joe Jimenez	T43	73-69-69-76	287 4,200.00
Don January	T48	75-70-70-73	288 3,500.00
Arnold Palmer	T48	72-71-72-73	288 3,500.00
Ken Still	T50	74-75-69-71	289 2,575.00
Billy Casper	T50	70-73-75-71	289 2,575.00
Lee Elder	T50	69-72-76-72	289 2,575.00
Quinton Gray	T50	71-67-76-75	289 2,575.00
Charles Sifford	54	75-72-76-67	290 1,000.00
Phil Rodgers	T55	74-74-69-74	291 1,000.00
Doug Sanders	T55	69-71-76-75	291 1,000.00
Babe Hiskey	T55	78-66-71-76	291 1,000.00
Deray Simon	T58	73-76-72-71	292 1,000.00
Gay Brewer	T58	69-75-74-74	292 1,000.00
Jim O'Hern	T58	74-73-69-76	292 1,000.00
Tom Shaw	T61	72-75-76-70	293 1,000.00
Bob Erickson	T62	70-74-75-75	294 1,000.00
Bruce Devlin	T62	69-75-74-76	294 1,000.00
Mike Fetchick	T64	79-71-72-73	295 1,000.00
John Brodie	T64	73-70-72-80	295 1,000.00
Doug Dalziel	T66	73-75-74-74	296 1,000.00
Ray Beallo	T66	72-71-77-76	296 1,000.00
J.C. Goosie	T68	75-75-74-73	297 1,000.00
Billy Maxwell	T68	75-71-75-76	297 1,000.00
Larry Laoretti	T70	75-71-80-72	298 1,000.00
George Lanning	T70	77-74-71-76	298 1,000.00
Dick Rhyan	T72	75-73-78-73	299 1,000.00
Charles Owens	T72	76-72-75-76	299 1,000.00
Jerry Barber	74	74-74-74-80	302 1,000.00
Rafe Botts	75	78-73-74-78	303 1,000.00
Jim King	T76	74-80-79-71	304 1,000.00
Al Chandler	T76	75-73-78-78	304 1,000.00
Bert Yancey	78	71-76-82-80	309 1,000.00

Championship Summaries

1991



Jim Albus

TPC Michigan
Dearborn, MI
June 6-9
Purse: \$1,000,000
Par: 36-36-72
Yards: 6,876

LEADERS	First Round	Second Round	Third Round
	Jim Albus 66 (-6)	Lee Trevino..... 137 (-7)	Lee Trevino..... 206 (-10)
	Don Bies..... 68 (-4)	Mike Hill 139 (-5)	Jim Albus 209 (-7)
	Gay Brewer 68 (-4)	Bobby Nichols 139 (-5)	Don Bies..... 209 (-7)
	Al Geiberger 68 (-4)	Jim Albus 140 (-4)	Mike Hill 209 (-7)
	Bobby Nichols 68 (-4)	Bob Charles..... 140 (-4)	Jim Colbert..... 210 (-6)
	Bob Charles..... 69 (-3)	Charles Coody 140 (-4)	Charles Coody 210 (-6)
	Mike Hill..... 69 (-3)	Mike Hill 140 (-4)	

VANTAGE CLASSICS: J.C. Goosie shot a 54-hole 215 to win his first title and collect \$11,000.

CUT: There was no cut; all 81 players completed 72 holes.


PRO-AM: \$10,000. Individual—Don Bies, 66, \$1,000. Team—Don Bies, Quinton Gray, 57, \$900 each.

WEATHER: Perfect every day, with temperatures in the mid- 80s.

Player	Pos.	Score	Official Money
Jim Albus	1	66-74-69-70	279 \$150,000.00
Bob Charles	T2	69-71-73-69	282 73,333.34
Dave Hill	T2	71-68-70-73	282 73,333.33
Charles Coody	T2	71-69-70-72	282 73,333.33
John Paul Cain	T5	71-73-69-70	283 41,333.34
Terry Dill	T5	74-69-68-72	283 41,333.33
Don Bies	T5	68-75-66-74	283 41,333.33
Mike Hill	T8	69-71-72-72	284 27,350.00
Dale Douglass	T8	74-72-67-71	284 27,350.00
Jim Colbert	T8	70-71-69-74	284 27,350.00
Lee Trevino	T8	70-67-69-78	284 27,350.00
Bruce Crampton	T12	75-68-70-72	285 22,000.00
Miller Barber	T13	76-67-73-70	286 18,500.00
Tom Shaw	T13	74-73-69-70	286 18,500.00
George Archer	T13	72-73-70-71	286 18,500.00
Al Geiberger	T13	68-73-70-75	286 18,500.00
Gay Brewer	T17	68-73-73-73	287 15,200.00
Simon Hobday	T17	73-69-71-74	287 15,200.00
J.C. Snead	T17	72-71-69-75	287 15,200.00
Harold Henning	T20	75-72-71-70	288 13,200.00
Frank Beard	T20	70-71-73-74	288 13,200.00
Walter Zembriski	T22	73-73-70-73	289 11,600.00
Jack Nicklaus	T22	77-70-69-73	289 11,600.00
Don Massengale	T22	70-73-71-75	289 11,600.00
Larry Laoretti	T25	76-71-75-68	290 9,450.00
Deray Simon	T25	73-76-72-69	290 9,450.00
Gibby Gilbert	T25	70-79-71-70	290 9,450.00
Dick Hendrickson	T25	74-71-71-74	290 9,450.00
Bobby Nichols	T25	68-71-74-77	290 9,450.00
Chi Chi Rodriguez	T25	73-71-68-78	290 9,450.00
Gene Littler	T31	75-69-76-71	291 7,600.00
Bert Yancey	T31	70-72-73-76	291 7,600.00
Jack Kiefer	T31	73-68-73-77	291 7,600.00
Bob Boldt	T34	75-76-73-68	292 6,120.00
Rives McBee	T34	76-72-73-71	292 6,120.00
Charlie Sifford	T34	75-72-74-71	292 6,120.00
DeWitt Weaver	T34	79-68-70-75	292 6,120.00
Rocky Thompson	T34	77-69-68-78	292 6,120.00
Joe Jimenez	-39	82-69-71-71	293 5,100.00
Bob Betley	T39	78-73-70-72	293 5,100.00
Butch Baird	T39	75-74-73-71	293 5,100.00

Player	Pos.	Score	Official Money
Charles Owens	T39	70-74-72-77	293 \$5,100.00
Arnold Palmer	T43	73-76-72-73	294 4,400.00
Don January	T43	73-72-74-75	294 4,400.00
Gary Player	T43	72-72-73-77	294 4,400.00
Bob Brue	T46	78-75-70-72	295 3,800.00
Quinton Gray	T46	77-70-74-74	295 3,800.00
Jim Ferree	T46	74-74-69-78	295 3,800.00
Agim Bardha	T49	75-79-69-73	296 3,233.34
Bob Erickson	T49	78-72-74-72	296 3,233.33
Chick Evans	T49	74-75-74-73	296 3,233.33
Ken Still	T52	74-71-75-77	297 1,666.67
Tommy Aaron	T52	74-73-71-79	297 1,666.67
Larry Ziegler	T52	76-70-71-80	297 1,666.66
Al Kelley	T55	76-80-75-67	298 1,000.00
Jim Dent	T55	75-74-79-70	298 1,000.00
Orville Moody	T55	74-74-75-75	298 1,000.00
Jim O'Hern	58	71-76-71-81	299 1,000.00
Babe Hiskey	T59	72-78-76-74	300 1,000.00
Mike Fetchick	T59	80-71-76-73	300 1,000.00
Billy Casper	T59	80-71-74-75	300 1,000.00
Larry Mancour	T62	76-79-76-70	301 1,000.00
John Brodie	T62	74-76-72-79	301 1,000.00
J.C. Goosie	T62	72-74-69-86	301 1,000.00
Homero Blancas	65	74-76-73-79	302 1,000.00
Phil Rodgers	T66	73-75-80-75	303 1,000.00
Mike Joyce	T66	74-75-77-77	303 1,000.00
Ben Smith	T66	71-76-73-83	303 1,000.00
Dick Rhyan	T69	77-75-78-74	304 1,000.00
Doug Dalziel	T69	73-80-73-78	304 1,000.00
Dan Morgan	T71	78-80-74-73	305 1,000.00
Gordon Jones	T71	77-74-76-78	305 1,000.00
Jerry Barber	T71	79-75-71-80	305 1,000.00
Paul Moran	T74	77-78-73-78	306 1,000.00
Bob Wynn	T74	71-76-83-76	306 1,000.00
Jack Fleck	T74	76-75-76-79	306 1,000.00
Robert Gaona	77	83-77-74-73	307 1,000.00
Bob Rawlins	78	72-80-80-76	308 1,000.00
Bruce Devlin	79	74-81-77-77	309 1,000.00
Lee Elder	80	76-81-77-77	311 1,000.00
Jimmy Powell	81	77-78-81-82	318 1,000.00

1992



Dave Stockton

Championship Summaries

**TPC Michigan
Dearborn, MI
June 11-14
Purse: \$1,000,000
Par: 36-36-72
Yards: 6,876**

LEADERS First Round

J.C. Snead.....	65 (-7)
Tommy Aaron.....	66 (-6)
Bob Charles.....	67 (-5)
Jim Ferree.....	67 (-5)
Kermit Zarley.....	67 (-5)
Dave Stockton	71 (T14)

Second Round

J.C. Snead.....	131 (-13)
Bob Charles.....	136 (-8)
Dave Stockton	137 (-7)

Third Round

J.C. Snead.....	203 (-13)
Bob Charles.....	208 (-8)
Dave Stockton	208 (-8)
Tommy Aaron.....	209 (-7)

VANTAGE CLASSICS: Jim Ferree collected his second consecutive win by posting a 54-hole total of 4-under-par 212. The victory was worth \$11,000.

CUT: There was no cut; all 78 players completed 72 holes.

PRO-AM: \$10,000. Individual—Chi Chi Rodriguez, Lee Trevino, Jim Colbert, 67, \$833.33 each. Team—DeWitt Weaver, 56, \$1,000.

WEATHER: Warm and sunny every day, with a slight breeze in the afternoon.

Player	Pos.	Score	Official Money
Dave Stockton	1	71-67-70-69	277 \$150,000.00
J.C. Snead	T2	65-66-72-75	278 80,000.00
Lee Trevino	T2	70-70-70-68	278 80,000.00
Chi Chi Rodriguez	4	71-70-70-68	279 60,000.00
Tommy Aaron	T5	66-73-70-71	280 44,000.00
Simon Hobday	T5	75-65-71-69	280 44,000.00
Bob Charles	7	67-69-72-73	281 36,000.00
Tommy Aycok	8	75-69-73-65	282 32,000.00
Dale Douglass	T9	69-75-68-71	283 27,000.00
Harold Henning	T9	71-68-71-73	283 27,000.00
Dick Hendrickson	11	71-72-68-73	284 24,000.00
Don Bies	T12	72-69-70-74	285 19,750.00
Jim Colbert	T12	69-73-68-75	285 19,750.00
Bruce Crampton	T12	72-69-75-69	285 19,750.00
Mike Hill	T12	73-70-70-72	285 19,750.00
DeWitt Weaver	T16	70-73-74-69	286 16,500.00
Kermit Zarley	T16	67-72-77-70	286 16,500.00
Charles Coody	T18	73-74-74-66	287 11,922.23
Larry Laoretti	T18	71-70-75-71	287 11,922.23
Jim Albus	T18	70-71-71-75	287 11,922.22
George Archer	T18	72-73-70-72	287 11,922.22
Al Geiberger	T18	70-70-70-77	287 11,922.22
Babe Hiskey	T18	73-71-71-72	287 11,922.22
Joe Jimenez	T18	73-71-71-72	287 11,922.22
Bobby Nichols	T18	72-70-71-74	287 11,922.22
Gary Player	T18	72-70-73-72	287 11,922.22
Gibby Gilbert	T27	72-71-71-74	288 8,900.00
Jack Kiefer	T27	71-71-72-74	288 8,900.00
Jim Ferree	T29	67-73-72-77	289 7,725.00
Don January	T29	72-75-73-69	289 7,725.00
Walter Zembriski	T29	72-74-71-72	289 7,725.00
Larry Ziegler	T29	76-70-68-75	289 7,725.00
Bob Betley	T33	73-72-73-72	290 6,600.00
Ben Smith	T33	74-71-72-73	290 6,600.00
Rocky Thompson	T33	71-75-73-71	290 6,600.00
Arnold Palmer	T36	75-72-71-73	291 5,733.34
Butch Baird	T36	69-76-70-76	291 5,733.33
Jim Dent	T36	73-68-75-75	291 5,733.33
Miller Barber	T39	74-69-78-71	292 4,900.00

Player	Pos.	Score	Official Money
Bob Brue	T39	74-71-74-73	292 \$4,900.00
Gary Cowan	T39	72-71-74-75	292 4,900.00
Rives McBee	T39	69-76-74-73	292 4,900.00
Tom Shaw	T39	71-75-75-71	292 4,900.00
Doug Dalziel	T44	72-71-76-74	293 4,100.00
Robert Gaona	T44	74-71-72-76	293 4,100.00
Larry Mowry	T44	75-73-74-71	293 4,100.00
Bob Reith	47	71-75-72-76	294 3,700.00
Don Massengale	T48	80-74-72-69	295 3,400.00
Dan Morgan	T48	73-70-74-78	295 3,400.00
Gay Brewer	T50	73-73-74-76	296 2,900.00
Gene Littler	T50	76-78-72-70	296 2,900.00
Dick Rhyan	T50	73-76-73-74	296 2,900.00
Billy Casper	53	74-76-75-72	297 2,500.00
Terry Dill	T54	73-71-76-78	298 2,350.00
Jim O'Hern	T54	73-73-78-74	298 2,350.00
Frank Beard	T56	74-74-75-76	299 2,050.00
Mike Fetchick	T56	72-71-81-75	299 2,050.00
Mike Joyce	T56	78-68-76-77	299 2,050.00
Al Kelley	T56	75-73-71-80	299 2,050.00
John Paul Cain	60	71-74-74-81	300 1,800.00
J.C. Goosie	T61	78-71-78-74	301 1,600.00
Dave Hill	T61	75-72-76-78	301 1,600.00
Charles Sifford	T61	77-73-73-78	301 1,600.00
Lloyd Moody	64	78-70-75-79	302 1,400.00
Bob Erickson	65	76-71-76-80	303 1,300.00
Orville Moody	T66	74-76-74-80	304 1,150.00
Jimmy Powell	T66	74-74-83-73	304 1,150.00
Rolf Deming	T68	77-80-78-71	306 940.00
Phil Rodgers	T68	79-76-79-72	306 940.00
Bob Wynn	T68	74-75-82-75	306 940.00
Robert Rawlins	T71	80-82-75-70	307 790.00
Bert Yancey	T71	79-79-78-71	307 790.00
Dudley Wysong	73	78-78-78-74	308 700.00
John Brodie	T74	82-73-78-76	309 620.00
Paul Moran	T74	76-80-76-77	309 620.00
Walter Morgan	T74	77-75-78-79	309 620.00
Homero Blancas	77	76-81-77-76	310 540.00
Ken Still	78	82-83-79-84	328 500.00

Championship Summaries

1993



Jim Colbert

**TPC Michigan
Dearborn, MI
June 24-27
Purse: \$1,200,000
Par: 36-36-72
Yards: 6,876**

LEADERS	First Round	Second Round	Third Round
	Jim Albus 66 (-6)	Jim Albus 139 (-5)	Jim Colbert 209 (-7)
	Bob Charles 66 (-6)	Jim Colbert 139 (-5)	Rocky Thompson 209 (-7)
	Jim Colbert 67 (-5)	Rocky Thompson 139 (-5)	Bob Charles 210 (-6)
	Jack Nicklaus 67 (-5)	Isao Aoki 140 (-4)	Isao Aoki 211 (-5)
		Bob Charles 140 (-4)	Jim Ferree 211 (-5)
		Jack Kiefer 140 (-4)	Raymond Floyd 211 (-5)
		Raymond Floyd 140 (-4)	
		Larry Mowry 140 (-4)	

VANTAGE CLASSICS: Jim Ferree won his fourth title of the year by posting a 54-hole score of 5-under 211. He collected \$15,675 for the victory.


CUT: There was no cut; all 78 players completed 72 holes.

PRO-AM: \$10,000. Wednesday Individual—Lee Trevino, 66, \$1000. Team—Dick Hendrickson, Rocky Thompson, 56, \$900 each.

WEATHER: On Friday play was suspended due to heavy rain at 3:55 p.m. At 6:10 p.m. the second round was postponed. Play resumed at 6:30 a.m. Saturday, and the second round was completed at 9:00 a.m. Sunny and windy Saturday. Windy with spotty showers on Sunday.

Player	Pos.	Score	Official Money	
Jim Colbert	1	67-72-70-69	278	\$180,000.00
Raymond Floyd	2	68-72-71-68	279	105,600.00
Al Geiberger	3	72-73-69-66	280	86,400.00
Rocky Thompson	4	68-71-70-72	281	72,000.00
Isao Aoki	T5	71-69-71-72	283	49,600.00
Bob Charles	T5	66-74-70-73	283	49,600.00
Jim Ferree	T5	72-69-70-72	283	49,600.00
Jim Dent	T8	73-75-67-69	284	36,000.00
Larry Gilbert	T8	70-76-68-70	284	36,000.00
Tom Weiskopf	10	70-71-74-70	285	31,200.00
Babe Hiskey	T11	73-71-71-71	286	27,600.00
Dave Stockton	T11	68-77-71-70	286	27,600.00
Mike Hill	T13	76-72-70-69	287	23,400.00
Tom Wargo	T13	74-72-70-71	287	23,400.00
Jim Albus	T15	66-73-77-72	288	21,000.00
Bob Murphy	T15	68-73-75-72	288	21,000.00
George Archer	T17	71-75-71-72	289	18,040.00
Bob Betley	T17	73-74-70-72	289	18,040.00
Dick Rhyan	T17	71-78-71-69	289	18,040.00
Chi Chi Rodriguez	T20	72-71-73-74	290	15,360.00
J.C. Snead	T20	74-75-70-71	290	15,360.00
Charles Coody	T22	73-76-77-65	291	12,068.58
Dick Hendrickson	T22	71-75-71-74	291	12,068.57
Dave Hill	T22	72-71-76-72	291	12,068.57
Jack Kiefer	T22	70-70-73-78	291	12,068.57
Larry Mowry	T22	69-71-74-77	291	12,068.57
Jack Nicklaus	T22	67-75-78-71	291	12,068.57
Kermit Zarley	T22	72-70-74-75	291	12,068.57
Don January	T29	71-75-75-71	292	9,480.00
Orville Moody	T29	75-67-80-70	292	9,480.00
Walter Zembriski	T29	72-71-76-73	292	9,480.00
Tom Shaw	32	73-73-75-72	293	8,640.00
Tommy Aaron	T33	69-77-74-74	294	7,740.00
Don Bies	T33	76-72-72-74	294	7,740.00
Gibby Gilbert	T33	71-75-77-71	294	7,740.00
Gary Player	T33	73-74-75-72	294	7,740.00
Billy Casper	37	74-71-75-75	295	6,840.00
Harold Henning	T38	73-75-75-73	296	6,480.00
Larry Ziegler	T38	70-73-82-71	296	6,480.00

Player	Pos.	Score	Official Money	
Homero Blancas	T40	74-72-74-77	297	\$5,760.00
Gay Brewer	T40	72-74-75-76	297	5,760.00
Terry Dill	T40	71-76-79-71	297	5,760.00
Lee Trevino	T40	74-76-78-69	297	5,760.00
Dick Goetz	T44	74-77-70-77	298	4,800.00
Dick Lotz	T44	72-75-79-72	298	4,800.00
Arnold Palmer	T44	72-76-72-78	298	4,800.00
Bob Reith	T44	73-76-75-74	298	4,800.00
Bob Brue	T48	73-72-79-75	299	3,960.00
Simon Hobday	T48	75-75-76-73	299	3,960.00
Ben Smith	T48	71-79-75-74	299	3,960.00
Dale Douglass	T51	77-73-74-76	300	3,072.00
J.C. Goosie	T51	72-79-75-74	300	3,072.00
Joe Jimenez	T51	72-77-77-74	300	3,072.00
Al Kelley	T51	74-78-77-71	300	3,072.00
Walter Morgan	T51	71-78-76-75	300	3,072.00
Miller Barber	T56	75-75-74-77	301	2,520.00
Rives McBee	T56	74-77-77-73	301	2,520.00
DeWitt Weaver	T56	74-72-74-81	301	2,520.00
Mike Joyce	T59	76-74-79-73	302	2,160.00
Bill Kennedy	T59	74-74-76-78	302	2,160.00
Ken Still	T59	74-80-70-78	302	2,160.00
Tommy Aycock	T62	78-78-76-71	303	1,860.00
Butch Baird	T62	79-80-73-71	303	1,860.00
Larry Laoretti	T64	73-77-77-77	304	1,560.00
Bobby Nichols	T64	76-77-75-76	304	1,560.00
Bert Yancey	T64	75-74-76-79	304	1,560.00
Jim O'Hern	67	78-80-74-73	305	1,320.00
John Paul Cain	T68	84-74-70-79	307	1,128.00
Jimmy Powell	T68	79-76-76-76	307	1,128.00
Harry Toscano	T68	72-77-76-82	307	1,128.00
Frank Beard	T71	73-80-75-81	309	948.00
Don Massengale	T71	72-78-80-79	309	948.00
Bruce Devlin	73	78-71-82-79	310	840.00
Bob Wynn	74	72-77-78-87	314	792.00
Doug Dalziel	T75	81-81-74-79	315	720.00
Lee Elder	T75	73-81-80-81	315	720.00
John Brodie	77	79-79-77-82	317	648.00
Mike Fetchick	78	76-82-78-85	321	600.00



Dave Stockton

Championship Summaries

**TPC Michigan
Dearborn, MI
June 23-26
Purse: \$1,400,000
Par: 36-36-72
Yards: 6,876**

LEADERS	First Round	Second Round	Third Round
	Tom Weiskopf 65 (-7)	Dave Stockton 132 (-14)	Dave Stockton 203 (-13)
	Mike Hill 66 (-6)	Lee Trevino..... 135 (-11)	Jim Albus 208 (-8)
	Dave Stockton 66 (-6)	Jim Albus 136 (-10)	Jim Dent..... 209 (-8)
	Lee Trevino..... 66 (-6)	Harold Henning 136 (-10)	Lee Trevino..... 209 (-7)
		Tom Weiskopf..... 136 (-10)	

VANTAGE CLASSICS: Don January claimed his first victory of the year and the 29th over-60 win of his career, defeating Joe Jimenez by three strokes. His 3-over-par 219 total was worth \$14,500.

CUT: There was no cut; 77 of 78 players completed 72 holes.

PRO-AM: \$10,000. Wednesday Individual-Raymond Floyd, 65, \$1,000. Team-Billy Casper, 53, \$1,000.

WEATHER: Warm and sunny Wednesday. Cooler and overcast Thursday. Rain moved into the area Thursday night and continued for most of Friday. Starting times were delayed until 11:30 a.m. with a two-tee start. Lift, clean and place rules were in effect. Considerably cooler with a light drizzle throughout Saturday's round, but there were no delays. Play was suspended Sunday from 11:55 a.m. until 1:20 p.m. due to lightning in the area.

Player	Pos.	Score	Official Money
Dave Stockton	1	66-66-71-68	271 \$210,000.00
Jim Albus	2	67-69-72-69	277 123,200.00
Isao Aoki	T3	67-70-73-68	278 84,000.00
Raymond Floyd	T3	72-68-71-67	278 84,000.00
Lee Trevino	T3	66-69-74-69	278 84,000.00
Jim Dent	T6	72-67-70-71	280 50,400.00
Harold Henning	T6	69-67-74-70	280 50,400.00
Jack Nicklaus	T6	68-72-73-67	280 50,400.00
Jay Sigel	9	67-71-73-70	281 39,200.00
Jerry McGee	T10	69-69-74-70	282 32,200.00
Bob Murphy	T10	69-68-73-72	282 32,200.00
Tom Wargo	T10	70-73-71-68	282 32,200.00
Tom Weiskopf	T10	65-71-74-72	282 32,200.00
Jim Colbert	T14	69-72-71-71	283 25,900.00
Graham Marsh	T14	67-71-75-70	283 25,900.00
Larry Gilbert	T16	72-67-74-72	285 21,735.00
Tom Shaw	T16	67-78-71-69	285 21,735.00
J.C. Snead	T16	71-68-76-70	285 21,735.00
Rocky Thompson	T16	74-68-76-67	285 21,735.00
Dale Douglass	T20	72-73-72-69	286 17,920.00
Walter Zembriski	T20	68-71-75-72	286 17,920.00
George Archer	T22	68-73-76-70	287 15,446.67
Dave Eichelberger	T22	76-68-74-69	287 15,446.67
Dick Goetz	T22	72-67-76-72	287 15,446.67
Gibby Gilbert	T25	71-71-76-70	288 13,346.67
Kermit Zarley	T25	68-75-76-69	288 13,346.67
Mike Hill	T25	66-76-73-73	288 13,346.67
Simon Hobday	T28	71-71-78-69	289 11,340.00
Mike Joyce	T28	71-70-75-73	289 11,340.00
Jack Kiefer	T28	72-70-73-74	289 11,340.00
Calvin Peete	T28	71-71-72-75	289 11,340.00
Tommy Aaron	T32	71-71-77-72	291 9,660.00
Bob Charles	T32	68-76-75-72	291 9,660.00
Chi Chi Rodriguez	T32	71-71-76-73	291 9,660.00
Butch Baird	T35	75-71-75-71	292 8,225.00
Dave Hill	T35	70-70-82-70	292 8,225.00
Larry Mowry	T35	68-73-76-75	292 8,225.00
Harry Toscano	T35	68-74-73-77	292 8,225.00
Doug Dalziel	T39	75-70-75-73	293 7,140.00

Player	Pos.	Score	Official Money
Bruce Lehnhard	T39	69-73-78-73	293 \$7,140.00
Rives McBee	T39	73-70-76-74	293 7,140.00
Charles Coody	T42	68-75-80-71	294 5,880.00
Terry Dill	T42	74-71-76-73	294 5,880.00
Babe Hiskey	T42	75-75-75-69	294 5,880.00
Roger Kennedy	T42	69-77-73-75	294 5,880.00
Gary Player	T42	71-72-75-76	294 5,880.00
Dick Rhyan	T42	68-72-80-74	294 5,880.00
Tommy Aycock	T48	73-72-80-70	295 4,620.00
Bert Yancey	T48	74-72-78-71	295 4,620.00
Larry Ziegler	T48	76-73-74-72	295 4,620.00
Dick Hendrickson	T51	74-69-83-70	296 3,675.00
Don January	T51	69-74-76-77	296 3,675.00
Dick Lotz	T51	70-73-78-75	296 3,675.00
Ben Smith	T51	70-75-82-69	296 3,675.00
Joe Jimenez	T55	74-71-77-75	297 3,150.00
Ken Still	T55	69-70-79-79	297 3,150.00
Bob Brue	T57	70-76-76-76	298 2,800.00
Bob Dickson	T57	70-70-80-78	298 2,800.00
DeWitt Weaver	T57	77-73-76-72	298 2,800.00
Don Bies	T60	74-71-75-79	299 2,380.00
Bill Hall	T60	72-74-79-74	299 2,380.00
Bob Reith	T60	73-78-79-69	299 2,380.00
Jim Ferree	T63	73-75-80-72	300 2,030.00
Orville Moody	T63	70-78-79-73	300 2,030.00
Richard Bassett	T65	70-75-85-71	301 1,680.00
Gay Brewer	T65	75-73-81-72	301 1,680.00
Arnold Palmer	T65	73-76-79-73	301 1,680.00
John Paul Cain	68	69-70-87-76	302 1,400.00
Homero Blancas	T69	76-69-80-78	303 1,232.00
Billy Casper	T69	72-75-81-75	303 1,232.00
Walter Morgan	T69	73-79-76-75	303 1,232.00
Gene Littler	72	76-75-82-71	304 1,064.00
Al Kelley	73	75-70-81-79	305 980.00
Miller Barber	74	74-74-86-73	307 924.00
Lee Elder	T75	78-73-78-79	308 840.00
Charles Sifford	T75	77-73-87-71	308 840.00
Larry Laoretti	77	81-75-84-70	310 756.00



J.C. Snead

Championship Summaries

**TPC Michigan
Dearborn, MI
July 13-16
Purse: \$1,500,000
Par: 36-36-72
Yards: 6,876**

LEADERS First Round		Second Round		Third Round	
Bob Charles.....	68 (-4)	Jim Colbert.....	133 (-11)	J.C. Snead	203 (-13)
Jerry McGee.....	68 (-4)	J.C. Snead	137 (-7)	Dave Stockton	204 (-12)
Bob Zimmerman.....	68 (-4)	Lee Trevino	137 (-7)	Raymond Floyd.....	205 (-11)
Dave Eichelberger.....	69 (-3)	Dave Stockton	138 (-6)	Jack Nicklaus.....	205 (-11)
Raymond Floyd.....	69 (-3)	Kermit Zarley.....	138 (-6)	Kermit Zarley	205 (-11)
Jay Sigel.....	69 (-3)				
J.C. Snead	69 (-3)				
Dave Stockton	69 (-3)				
Tom Wargo.....	69 (-3)				
Kermit Zarley.....	69 (-3)				

SUPER SENIORS: Ben Smith claimed his second consecutive title, defeating Jim Ferree by four strokes. His 54-hole total of 9-under 207 was worth \$15,000.

CUT: There was no cut; 76 of 77 players completed 72 holes.

PRO-AM: \$10,000. Wednesday Individual—Raymond Floyd, 66, \$1,000; Team—Jerry McGee, Jack Nicklaus, 54, \$900 each.

WEATHER: Extremely hot and sticky most of the week. A thunderstorm passed through the area Thursday night after play. Windy, with temperatures in the 100s Friday. Hot again Saturday, but no wind. Play was suspended by a thunderstorm at 2:50 p.m. and resumed at 6:50 p.m. Another large thunderstorm moved into the area, and play was stopped for the day at 7:10 p.m. with 24 players on the course. The third round resumed at 9:10 a.m. Sunday and completed at 10:15 a.m. Cooler but still warm Sunday.

Player	Pos.	Score	Official Money
J.C. Snead	1	69-68-66-69	272 \$225,000.00
(Won playoff with birdie-3 on first extra hole)			
Jack Nicklaus	2	71-68-66-67	272 132,000.00
Jim Colbert	T3	70-63-75-68	276 90,000.00
Jerry McGee	T3	68-73-67-68	276 90,000.00
Ben Smith	T3	73-67-67-69	276 90,000.00
Isao Aoki	6	71-68-68-70	277 60,000.00
Don Bies	T7	74-71-68-65	278 48,000.00
Bob Murphy	T7	71-68-69-70	278 48,000.00
Dave Stockton	T7	69-69-66-74	278 48,000.00
Raymond Floyd	T10	69-70-66-74	279 34,500.00
Al Geiberger	T10	71-69-68-71	279 34,500.00
Hale Irwin	T10	74-69-72-64	279 34,500.00
Tom Weiskopf	T10	70-71-69-69	279 34,500.00
Larry Laoretti	T14	74-69-69-68	280 26,250.00
Graham Marsh	T14	72-70-70-68	280 26,250.00
Walter Morgan	T14	74-67-69-70	280 26,250.00
Kermit Zarley	T14	69-69-67-75	280 26,250.00
Jim Dent	T18	75-69-69-68	281 19,890.00
Mike Hill	T18	71-69-66-75	281 19,890.00
Tony Jacklin	T18	73-71-70-67	281 19,890.00
Jay Sigel	T18	69-72-68-72	281 19,890.00
Rocky Thompson	T18	70-69-72-70	281 19,890.00
DeWitt Weaver	T23	71-73-70-68	282 14,378.58
Tommy Aaron	T23	74-72-67-69	282 14,378.57
Bob Charles	T23	68-73-73-68	282 14,378.57
Gibby Gilbert	T23	73-70-70-69	282 14,378.57
Simon Hobday	T23	71-72-69-70	282 14,378.57
Dick Rhyan	T23	74-69-69-70	282 14,378.57
Robert Zimmerman	T23	68-74-72-68	282 14,378.57
George Archer	T30	73-67-75-68	283 10,830.00
Robert Gaona	T30	74-67-65-77	283 10,830.00
Jimmy Powell	T30	70-72-71-70	283 10,830.00
Lee Trevino	T30	70-67-74-72	283 10,830.00
Tom Wargo	T30	69-74-73-67	283 10,830.00
Jim Albus	T35	75-69-69-71	284 9,225.00
Jack Kiefer	T35	71-74-68-71	284 9,225.00
Larry Gilbert	37	73-74-67-71	285 8,550.00
Dave Eichelberger	T38	69-70-75-72	286 7,650.00

Player	Pos.	Score	Official Money
Jim Ferree	T38	71-69-71-75	286 \$7,650.00
Bob Smith	T38	75-70-66-75	286 7,650.00
Bruce Summerhays	T38	72-73-72-69	286 7,650.00
Larry Ziegler	T38	71-73-69-73	286 7,650.00
Homero Blancas	T43	71-72-69-76	288 6,450.00
Harold Henning	T43	73-73-67-75	288 6,450.00
Don January	T43	75-68-71-74	288 6,450.00
Butch Baird	T46	75-67-70-78	290 5,550.00
Dave Hill	T46	76-73-67-74	290 5,550.00
Arnold Palmer	T46	73-72-72-73	290 5,550.00
Bob Dickson	T49	73-73-74-71	291 4,800.00
Larry Mowry	T49	75-73-69-74	291 4,800.00
John Paul Cain	T51	72-72-78-70	292 3,937.50
Bruce Crampton	T51	75-72-73-72	292 3,937.50
Mike Joyce	T51	81-71-71-69	292 3,937.50
Dick Lotz	T51	74-76-70-72	292 3,937.50
Gay Brewer	T55	76-71-74-72	293 3,300.00
Terry Dill	T55	73-71-72-77	293 3,300.00
Dick Goetz	T55	75-75-74-69	293 3,300.00
Charles Coody	T58	72-75-70-77	294 2,925.00
Walter Zembriski	T58	70-73-74-77	294 2,925.00
Marion Heck	T60	73-72-75-75	295 2,625.00
Bobby Nichols	T60	73-72-78-72	295 2,625.00
Miller Barber	T62	77-69-79-71	296 2,325.00
Ed Snead	T62	77-78-70-71	296 2,325.00
Bruce Devlin	T64	76-71-77-73	297 1,950.00
Gary Groh	T64	80-74-70-73	297 1,950.00
Dick Hendrickson	T64	72-79-73-73	297 1,950.00
Joe Jimenez	67	83-77-67-71	298 1,650.00
Deane Beman	68	70-71-78-80	299 1,500.00
Orville Moody	T69	72-73-75-81	301 1,365.00
Harry Toscano	T69	76-72-80-73	301 1,365.00
Babe Hiskey	71	78-75-72-77	302 1,230.00
Rives McBee	72	77-81-70-75	303 1,140.00
Bill Hall	73	78-79-75-72	304 1,050.00
Bud Allin	74	75-78-75-78	306 990.00
Bob Brue	75	79-78-72-80	309 930.00
Tom Shaw	76	73-73-85-80	311 870.00

Championship Summaries

1996



Raymond Floyd

**TPC Michigan
Dearborn, MI
July 11-14
Purse: \$1,500,000
Par: 36-36-72
Yards: 6,876**

LEADERS	First Round	Second Round	Third Round
	Tom Weiskopf..... 66 (-6)	John Bland..... 137 (-7)	Raymond Floyd... 202 (-14)
	Bob Charles..... 67 (-5)	Raymond Floyd..... 137 (-7)	Hale Irwin..... 206 (-10)
	Lee Trevino..... 67 (-5)	Hale Irwin..... 137 (-7)	Jerry McGee..... 207 (-9)
	John Bland..... 68 (-4)	Jerry McGee..... 138 (-6)	Bob Charles..... 209 (-7)
	Gibby Gilbert..... 68 (-4)	Bruce Summerhays..... 138 (-6)	J.C. Snead..... 209 (-7)
	Bruce Summerhays..... 68 (-4)	Lee Trevino..... 138 (-6)	Lee Trevino..... 209 (-7)
	Raymond Floyd..... 71 (T13)		

MASTERCARD CHAMPIONS: Bob Charles claimed his third title of the year with a 7-under 209 in the 54-hole event. Walter Zembriski was second at 211.

CUT: There was no cut; all 78 players completed 72 holes.


PRO-AM: \$10,000. Wednesday Individual—Don Bies, Jay Sigel, Rocky Thompson, Isao Aoki, Al Geiberger, Dave Stockton, John Bland, John Schroeder, 71, \$571.25 each. Team—J.C. Snead, 55, \$1000.

WEATHER: Sunny and breezy most of the week, with temperatures ranging from the 70s into the low-80s.

Player	Pos.	Score	Official Money
Raymond Floyd	1	71-66-65-73	275 \$225,000.00
Hale Irwin	2	70-67-69-71	277 132,000.00
Brian Barnes	3	74-70-67-69	280 108,000.00
Jack Kiefer	T4	72-74-67-68	281 81,000.00
Jerry McGee	T4	70-68-69-74	281 81,000.00
Bob Charles	T6	67-72-70-73	282 57,000.00
Gibby Gilbert	T6	68-72-72-70	282 57,000.00
Larry Gilbert	T8	71-71-69-72	283 39,600.00
Calvin Peete	T8	72-68-71-72	283 39,600.00
Dave Stockton	T8	74-68-69-72	283 39,600.00
Rocky Thompson	T8	74-70-71-68	283 39,600.00
Lee Trevino	T8	67-71-71-74	283 39,600.00
Jim Dent	T13	75-72-68-69	284 28,500.00
Chi Chi Rodriguez	T13	70-74-70-70	284 28,500.00
J.C. Snead	T13	72-67-70-75	284 28,500.00
Mike Hill	T16	72-70-75-68	285 21,278.58
Bob Betley	T16	70-72-71-72	285 21,278.57
John Bland	T16	68-69-78-70	285 21,278.57
Jim Colbert	T16	72-73-71-69	285 21,278.57
Vicente Fernandez	T16	73-74-66-72	285 21,278.57
Jay Sigel	T16	71-73-68-73	285 21,278.57
Tom Wargo	T16	73-70-72-70	285 21,278.57
Al Geiberger	23	73-73-69-71	286 16,500.00
Tommy Aaron	T24	71-70-72-74	287 14,025.00
Simon Hobday	T24	70-70-72-75	287 14,025.00
Walter Morgan	T24	75-68-72-72	287 14,025.00
Jack Nicklaus	T24	74-70-72-71	287 14,025.00
John Schroeder	T24	79-72-68-68	287 14,025.00
Bruce Summerhays	T24	68-70-72-77	287 14,025.00
Isao Aoki	T30	72-75-74-67	288 11,300.00
Don Bies	T30	74-71-71-72	288 11,300.00
Bob E. Smith	T30	72-71-72-73	288 11,300.00
Rick Acton	T33	72-73-73-72	290 8,887.50
Tony Jacklin	T33	75-75-71-69	290 8,887.50
John Jacobs	T33	76-72-70-72	290 8,887.50
Bob Murphy	T33	78-71-68-73	290 8,887.50
Ed Snead	T33	78-71-69-72	290 8,887.50
DeWitt Weaver	T33	72-71-74-73	290 8,887.50
Kermit Zarley	T33	73-69-73-75	290 8,887.50

Player	Pos.	Score	Official Money
Walter Zembriski	T33	71-73-67-79	290 \$8,887.50
John Paul Cain	T41	71-74-70-76	291 7,050.00
Frank Conner	T41	74-76-68-73	291 7,050.00
Larry Ziegler	T41	72-68-71-80	291 7,050.00
Miller Barber	T44	76-72-70-74	292 5,850.00
David Graham	T44	71-75-70-76	292 5,850.00
Larry Laoretti	T44	71-72-74-75	292 5,850.00
Rives McBee	T44	76-71-72-73	292 5,850.00
Mike McCullough	T44	77-71-75-69	292 5,850.00
Charles Coody	T49	73-74-70-76	293 4,350.00
Bruce Devlin	T49	77-77-69-70	293 4,350.00
Dick Hendrickson	T49	73-78-73-69	293 4,350.00
Gary Player	T49	74-75-68-76	293 4,350.00
Bobby Stobbe	T49	74-72-69-78	293 4,350.00
Jim Albus	T54	76-73-73-72	294 3,450.00
Homero Blancas	T54	73-72-73-76	294 3,450.00
Larry Mowry	T54	76-70-77-71	294 3,450.00
Bob Dickson	T57	76-74-70-75	295 2,925.00
Dale Douglass	T57	73-72-71-79	295 2,925.00
Jimmy Powell	T57	74-75-72-74	295 2,925.00
Dick Rhyan	T57	72-74-74-75	295 2,925.00
Masaru Amano	T61	77-71-75-73	296 2,400.00
Dave Eichelberger	T61	79-70-73-74	296 2,400.00
Tom Weiskopf	T61	66-79-73-78	296 2,400.00
Bruce Crampton	T64	75-76-73-73	297 1,950.00
Robert Landers	T64	70-72-80-75	297 1,950.00
Tom Shaw	T64	77-75-70-75	297 1,950.00
Gay Brewer	T67	77-69-75-77	298 1,575.00
Ben Smith	T67	78-75-74-71	298 1,575.00
Bud Allin	T69	80-77-69-73	299 1,320.00
Butch Baird	T69	76-73-73-77	299 1,320.00
Chuck Montalbano	T69	72-76-73-78	299 1,320.00
Billy Casper	T72	73-74-75-78	300 1,060.00
Bob Eastwood	T72	73-74-72-81	300 1,060.00
Joe Jimenez	T72	74-70-73-83	300 1,060.00
Terry Dill	T75	75-75-74-77	301 900.00
Robert Zimmerman	T75	72-79-73-77	301 900.00
Harry Toscano	77	82-77-70-74	303 810.00
Harold Henning	78	75-78-76-83	312 750.00

1997



Larry Gilbert

Championship Summaries

**TPC Michigan
Dearborn, MI
July 10-13
Purse: \$1,800,000
Par: 36-36-72
Yards: 6,876**

LEADERS First Round

Larry Gilbert.....67 (-5)
Dana Quigley 67 (-5)
John Bland 68 (-4)
Dave Stockton 68 (-4)

Second Round

Larry Gilbert.....135 (-9)
Jack Nicklaus..... 136 (-8)
John Jacobs..... 137 (-7)

Third Round

John Bland 207 (-9)
Bob Dickson 207 (-9)
Larry Gilbert.....207 (-9)
Bob Charles..... 208 (-8)
Graham Marsh..... 208 (-8)
Jack Nicklaus..... 208 (-8)
Steve Veriatio 208 (-8)

MASTERCARD CHAMPIONS: Bob Charles successfully defended his over-60 title with an 8-under-par 208, good for a six-stroke victory over Bruce Crampton. Charles' eighth victory of the year was worth \$18,000.

PRO-AM: \$10,000. Wednesday Individual—Bruce Crampton, 69, \$1,000. Team—Al Geiberger, 53, \$1,000.

CUT: There was no cut; 76 of 78 players completed 72 holes.

WEATHER: Cool early in the week. Sunny and slightly warmer each day, with temperatures ranging from the high-70s to the low-80s through Saturday. Hot and humid Sunday, with very light winds.

Player	Pos.	Score	Official Money
Larry Gilbert	1	67-68-72-67	274 \$270,000.00
Isao Aoki	T2	70-68-71-68	277 120,600.00
Bob Dickson	T2	72-66-69-70	277 120,600.00
Jack Kiefer	T2	72-70-67-68	277 120,600.00
Dave Stockton	T2	68-70-69-70	277 120,600.00
John Jacobs	T6	71-66-72-70	279 68,400.00
Gil Morgan	T6	70-71-69-69	279 68,400.00
Graham Marsh	T8	70-69-69-72	280 54,000.00
Jack Nicklaus	T8	69-67-72-72	280 54,000.00
Hugh Baiocchi	T10	74-68-67-72	281 39,960.00
John Bland	T10	68-70-69-74	281 39,960.00
David Graham	T10	76-70-68-67	281 39,960.00
Hubert Green	T10	71-70-70-70	281 39,960.00
Jay Sigel	T10	70-69-71-71	281 39,960.00
Vicente Fernandez	15	69-70-73-70	282 32,400.00
Bob Charles	T16	70-69-69-75	283 28,800.00
Larry Laoretti	T16	73-72-68-70	283 28,800.00
Steve Veriatio	T16	72-67-69-75	283 28,800.00
George Archer	T19	74-70-66-74	284 21,291.43
Raymond Floyd	T19	70-68-73-73	284 21,291.43
Hale Irwin	T19	73-70-68-73	284 21,291.43
Walter Morgan	T19	74-71-72-67	284 21,291.43
John Schroeder	T19	69-69-78-68	284 21,291.43
Lee Trevino	T19	75-69-67-73	284 21,291.43
Frank Conner	T19	72-71-66-75	284 21,291.42
Gibby Gilbert	T26	70-69-70-77	286 16,380.00
Jimmy Powell	T26	71-67-79-69	286 16,380.00
Dana Quigley	T26	67-75-70-74	286 16,380.00
Bruce Crampton	T29	74-69-71-73	287 13,608.00
Jim Dent	T29	71-69-71-76	287 13,608.00
Bob E. Smith	T29	72-74-72-69	287 13,608.00
Bobby Stoble	T29	75-69-69-74	287 13,608.00
Leonard Thompson	T29	71-72-74-70	287 13,608.00
Terry Dill	T34	72-69-74-73	288 10,836.00
Dale Douglass	T34	73-71-72-72	288 10,836.00
Chi Chi Rodriguez	T34	74-74-69-71	288 10,836.00
Bruce Summerhays	T34	74-69-72-73	288 10,836.00
Kermit Zarley	T34	75-70-68-75	288 10,836.00

Player	Pos.	Score	Official Money
Al Geiberger	T39	72-73-77-67	289 \$9,180.00
Tom Wargo	T39	77-70-72-70	289 9,180.00
Walter Zembriski	T39	72-71-74-72	289 9,180.00
Masaru Amano	T42	75-71-71-73	290 7,920.00
Harold Henning	T42	74-74-70-72	290 7,920.00
Jerry McGee	T42	75-72-71-72	290 7,920.00
Bob Murphy	T42	72-70-71-77	290 7,920.00
Tony Jacklin	T46	76-71-77-67	291 6,840.00
Mike McCullough	T46	76-72-73-70	291 6,840.00
Jim Albus	48	72-71-73-76	292 6,300.00
Bud Allin	T49	74-74-70-75	293 5,580.00
Mike Hill	T49	73-70-76-74	293 5,580.00
Gary Player	T49	73-77-71-72	293 5,580.00
Bob Eastwood	T52	71-77-71-75	294 4,680.00
Larry Mowry	T52	69-73-77-75	294 4,680.00
John D. Morgan	T54	72-79-73-71	295 4,230.00
Bob Wynn	T54	74-71-76-74	295 4,230.00
Don Bies	T56	74-74-74-74	296 3,690.00
Dave Eichelberger	T56	75-76-75-70	296 3,690.00
David Oakley	T56	72-77-76-71	296 3,690.00
Tom Shaw	T56	71-77-68-80	296 3,690.00
Butch Baird	T60	74-74-71-78	297 2,880.00
Charles Coody	T60	82-68-74-73	297 2,880.00
Simon Hobday	T60	73-78-75-71	297 2,880.00
J.C. Snead	T60	74-74-76-73	297 2,880.00
Rocky Thompson	T60	74-74-72-77	297 2,880.00
David Ojala	T65	76-73-73-76	298 2,250.00
DeWitt Weaver	T65	76-71-74-77	298 2,250.00
Miller Barber	67	78-74-74-73	299 1,980.00
Larry Ziegler	68	81-76-73-70	300 1,800.00
Bob Betley	T69	73-72-75-82	302 1,584.00
Dick Hendrickson	T69	76-77-71-78	302 1,584.00
Jim Wilkinson	T69	78-75-76-73	302 1,584.00
Bunky Henry	72	72-70-83-78	303 1,368.00
Don January	73	75-75-75-80	305 1,260.00
Rives McBee	74	73-83-77-75	308 1,188.00
Rick Acton	75	77-77-85-71	310 1,116.00
Tommy Aaron	76	80-79-77-75	311 1,044.00

1998



Gil Morgan

**TPC Michigan
Dearborn, MI
July 9-12, 1998
Purse: \$2,000,000
Par: 36-36-72
Yards: 6,876**

LEADERS		First Round	Second Round	Third Round
	Hale Irwin	66 (-6)	Gil Morgan 133 (-11)	Gil Morgan 201 (-15)
	John Jacobs	66 (-6)	Hale Irwin 135 (-9)	Hale Irwin 202 (-14)
	Terry Dill	67 (-5)	Jim Albus 137 (-7)	Bob Murphy 203 (-13)
	Bob Murphy	67 (-5)	Jack Nicklaus 137 (-7)	Isao Aoki 206 (-10)
	Jack Nicklaus	67 (-5)		Jim Colbert 206 (-10)
	Gil Morgan	69 (T9)		

MASTERCARD CHAMPIONS: Dale Douglass won his fourth title of the year and second consecutive with a 54-hole total of 6-under-par 210. Douglass earned \$18,000 for his four-stroke victory over Jimmy Powell and Al Geiberger.

CUT: There was no cut; all 78 players completed 54 holes.

PRO-AM: \$10,000. Wednesday Individual—Frank Conner, 63, \$1,000. Team—Bud Allin, Vicente Fernandez, Bruce Summerhays, 56, \$833.33.

WEATHER: Sunny and pleasant all week, with highs in the low-to-mid 80s.

Player	Pos.	Score	Official Money
Gil Morgan	1	69-64-68-66	267 \$300,000.00
Hale Irwin	2	66-69-67-68	270 176,000.00
Isao Aoki	3	71-69-66-69	275 144,000.00
Jim Colbert	T4	69-71-66-72	278 108,000.00
Bob Murphy	T4	67-72-64-75	278 108,000.00
Jack Nicklaus	6	67-70-72-70	279 80,000.00
Jose Maria Canizares	7	68-72-71-69	280 72,000.00
Lee Trevino	8	69-69-73-70	281 64,000.00
Mike McCullough	T9	70-69-71-72	282 52,000.00
J.C. Snead	T9	72-66-69-75	282 52,000.00
Kermit Zarley	T9	71-71-69-71	282 52,000.00
Bob Duval	T12	68-73-74-68	283 40,666.67
Jay Sigel	T12	72-66-76-69	283 40,666.67
Mike Hill	T12	71-72-70-70	283 40,666.66
Hugh Baiocchi	T15	71-70-71-72	284 35,000.00
Terry Dil	T15	67-73-70-74	284 35,000.00
Simon Hobday	T17	70-72-75-68	285 31,000.00
Bobby Strobe	T17	74-74-67-70	285 31,000.00
Bob Charles	T19	74-69-72-71	286 24,920.00
Raymond Floyd	T19	72-74-70-70	286 24,920.00
Gibby Gilbert	T19	70-74-66-76	286 24,920.00
Jimmy Powell	T19	70-71-73-72	286 24,920.00
Bruce Summerhays	T19	75-71-73-67	286 24,920.00
Jim Albus	T24	68-69-78-72	287 18,700.00
Al Geiberger	T24	74-67-73-73	287 18,700.00
John Jacobs	T24	66-76-72-73	287 18,700.00
Larry Nelson	T24	69-76-72-70	287 18,700.00
Dave Stockton	T24	69-69-78-71	287 18,700.00
Buzz Thomas	T24	70-71-76-70	287 18,700.00
Dave Eichelberger	T30	76-67-77-68	288 13,244.45
Vicente Fernandez	T30	71-68-79-70	288 13,244.45
John Morgan	T30	71-70-74-73	288 13,244.45
Dan Wood	T30	76-70-71-71	288 13,244.45
Dale Douglass	T30	70-69-71-78	288 13,244.44
Hubert Green	T30	73-71-69-75	288 13,244.44
Walter Hall	T30	70-70-73-75	288 13,244.44
Walter Morgan	T30	71-72-71-74	288 13,244.44
John Schroeder	T30	75-65-70-78	288 13,244.44
Brian Barnes	T39	74-72-72-71	289 10,400.00

Player	Pos.	Score	Official Money
Bob Eastwood	T39	71-71-73-74	289 \$10,400.00
Dana Quigley	T41	74-69-72-75	290 9,400.00
Tom Wargo	T41	70-74-77-69	290 9,400.00
DeWitt Weaver, Jr.	T41	69-74-73-74	290 9,400.00
Frank Conner	44	69-72-70-80	291 8,600.00
Bud Allin	T45	73-77-69-73	292 7,400.00
John Bland	T45	75-71-71-75	292 7,400.00
Joe Inman	T45	74-70-73-75	292 7,400.00
Tom Jenkins	T45	74-75-75-68	292 7,400.00
Walter Zembriski	T45	73-74-70-75	292 7,400.00
George Archer	T50	70-74-75-74	293 5,600.00
Charles Coody	T50	75-73-77-68	293 5,600.00
Jim Dent	T50	75-76-68-74	293 5,600.00
Chi Chi Rodriguez	T50	73-76-71-73	293 5,600.00
Leonard Thompson	T54	70-72-75-77	294 4,700.00
Larry Ziegler	T54	72-76-71-75	294 4,700.00
Bob Dickson	T56	74-73-76-72	295 4,100.00
Ed Dougherty	T56	69-76-75-75	295 4,100.00
Dick Hendrickson	T56	72-74-76-73	295 4,100.00
Jerry McGee	T56	75-72-73-75	295 4,100.00
Kurt Cox	T60	72-73-75-76	296 3,500.00
Graham Marsh	T60	72-72-79-73	296 3,500.00
Butch Baird	T62	71-73-76-77	297 2,800.00
Harold Henning	T62	76-76-73-72	297 2,800.00
Don January	T62	78-73-74-72	297 2,800.00
Calvin Peete	T62	75-71-74-77	297 2,800.00
Tom Shaw	T62	75-73-73-76	297 2,800.00
David Lundstrom	T67	70-72-86-71	299 2,026.67
Bob Wynn	T67	74-72-79-74	299 2,026.67
David Oakley	T67	76-71-76-76	299 2,026.66
Rick Acton	T70	78-74-72-77	301 1,640.00
Fred Gibson	T70	75-78-77-71	301 1,640.00
Buddy Whitten	T70	74-83-71-73	301 1,640.00
Tommy Aaron	T73	73-76-75-78	302 1,360.00
Bruce Crampton	T73	73-81-72-76	302 1,360.00
Rocky Thompson	75	80-79-75-69	303 1,240.00
Miller Barber	76	78-74-77-78	307 1,160.00
Larry Laoretti	77	72-75-80-81	308 1,080.00
Bob E. Smith	78	76-75-85-77	313 1,000.00

Championship Summaries

1999



Hale Irwin

**TPC Michigan
Dearborn, MI
June 24-27, 1999
Purse: \$2,000,000
Par: 36-36-72
Yards: 6,966**

LEADERS First Round		Second Round	Third Round
Graham Marsh.....	66 (-6)	Graham Marsh.....	136 (-8)
Larry Nelson.....	66 (-6)	Isao Aoki.....	138 (-6)
Hale Irwin.....	67 (-5)	John Bland.....	139 (-5)
		Vicente Fernandez.....	139 (-5)
		Hale Irwin.....	139 (-5)
		Larry Nelson.....	139 (-5)
			Hale Irwin.....
			202 (-14)
			Graham Marsh.....
			206 (-10)
			Jose Maria Canizares..
			207 (-9)
			Larry Nelson.....
			207 (-9)

CUT: There was no cut; 77 of 78 players completed 72 holes.

PRO-AM: \$10,000. Wednesday Individual—Hugh Baiocchi, David Lundstrom, Dale Douglass, 67, \$833.34 each. Team—Larry Nelson, Al Geiberger, 55, \$900 each.

WEATHER: Temperatures in the mid-80s throughout the week. Winds were from the SE on Thursday at 10-15 mph and from the NE on Friday at 10-15 mph. Heavy rain on Friday morning softened the golf course. The start of

Sunday's final round was delayed 30 minutes by heavy rain and lightning in the area. Play was suspended again by lightning and heavy rain at 2:42 p.m. and resumed at 3:35 p.m. Lift, clean and place rules were in effect in the final round only.

Player	Pos.	Score	Official Money
Hale Irwin	1	67-71-64-66	267 \$300,000.00
Graham Marsh	2	66-70-70-68	274 176,000.00
John Jacobs	3	71-69-68-67	275 144,000.00
Larry Nelson	4	66-72-69-69	276 120,000.00
Jose Maria Canizares	T5	69-70-68-70	277 88,000.00
Hubert Green	T5	70-72-69-66	277 88,000.00
Bruce Fleisher	T7	72-68-68-70	278 68,000.00
Gil Morgan	T7	74-72-67-65	278 68,000.00
Bob Eastwood	T9	71-69-71-68	279 52,000.00
Raymond Floyd	T9	73-69-70-67	279 52,000.00
Kermit Zarley	T9	68-72-69-70	279 52,000.00
Gary McCord	T12	74-67-68-71	280 42,000.00
Lee Trevino	T12	71-68-71-70	280 42,000.00
Isao Aoki	T14	71-67-70-73	281 34,000.00
Hugh Baiocchi	T14	69-73-68-71	281 34,000.00
Brian Barnes	T14	68-73-68-72	281 34,000.00
Bob Charles	T14	71-70-70-70	281 34,000.00
Jim Colbert	T14	71-76-66-68	281 34,000.00
Allen Doyle	T19	70-73-69-70	282 26,466.67
Leonard Thompson	T19	71-72-70-69	282 26,466.67
Bruce Summerhays	T19	73-69-70-70	282 26,466.66
Ed Dougherty	T22	70-72-72-69	283 20,114.29
David Lundstrom	T22	73-70-70-70	283 20,114.29
John Mahaffey	T22	74-72-70-67	283 20,114.29
Jim Thorpe	T22	68-73-72-70	283 20,114.29
John Bland	T22	68-70-73-72	283 20,114.28
Joe Inman	T22	72-73-72-66	283 20,114.28
Dave Stockton	T22	70-73-68-72	283 20,114.28
Vicente Fernandez	T29	68-70-71-75	284 15,450.00
Tom Jenkins	T29	70-72-73-69	284 15,450.00
Gary Player	T29	76-73-70-65	284 15,450.00
John Schroeder	T29	74-70-71-69	284 15,450.00
George Archer	T33	68-74-72-71	285 12,900.00
Walter Hall	T33	76-72-68-69	285 12,900.00
Tom McGinnis	T33	75-71-69-70	285 12,900.00
Chi Chi Rodriguez	T33	71-70-70-74	285 12,900.00
Jim Albus	T37	69-74-73-70	286 10,200.00
Frank Conner	T37	70-71-72-73	286 10,200.00
Bob Dickson	T37	73-73-68-72	286 10,200.00

Player	Pos.	Score	Official Money
Dana Quigley	T37	73-69-73-71	286 \$10,200.00
Jay Sigel	T37	72-75-69-70	286 10,200.00
Rocky Thompson	T37	72-72-71-71	286 10,200.00
Steven Veriato	T37	74-71-68-73	286 10,200.00
Jim Dent	T44	72-72-69-74	287 8,200.00
Mike Hill	T44	73-69-74-71	287 8,200.00
Tom Wargo	T44	70-76-67-74	287 8,200.00
Bob Duval	47	71-71-77-69	288 7,400.00
Tommy Aaron	T48	71-70-75-73	289 6,200.00
Dave Eichelberger	T48	72-78-70-69	289 6,200.00
Al Geiberger	T48	72-75-75-67	289 6,200.00
David Graham	T48	72-74-71-72	289 6,200.00
Howard Twitty	T48	69-72-73-75	289 6,200.00
John Morgan	T53	72-73-73-72	290 4,900.00
J.C. Snead	T53	73-79-69-69	290 4,900.00
Simon Hobday	55	71-73-71-76	291 4,600.00
Orville Moody	T56	75-70-75-72	292 4,200.00
Walter Morgan	T56	73-71-76-72	292 4,200.00
Buzz Thomas	T56	76-72-74-70	292 4,200.00
Charles Coody	T59	78-73-72-70	293 3,600.00
Dale Douglass	T59	74-71-77-71	293 3,600.00
Fred Gibson	T59	72-76-74-71	293 3,600.00
Bob Murphy	T62	71-75-74-74	294 3,100.00
Bobby Strobe	T62	72-77-73-72	294 3,100.00
Bud Allin	T64	71-84-71-69	295 2,500.00
Jim Holtgrieve	T64	74-75-77-69	295 2,500.00
Mike McCullough	T64	72-75-72-76	295 2,500.00
Christy O'Connor, Jr.	T64	75-75-69-76	295 2,500.00
Terry Dill	T68	77-68-74-77	296 1,880.00
Tom Shaw	T68	83-71-70-72	296 1,880.00
Dan Wood	T68	72-77-75-72	296 1,880.00
Butch Baird	T71	69-72-81-78	300 1,580.00
DeWitt Weaver, Jr.	T71	74-74-78-74	300 1,580.00
Gibby Gilbert	73	77-79-73-72	301 1,400.00
Kurt Cox	74	75-74-73-81	303 1,320.00
Larry Laoretti	75	77-81-79-70	307 1,240.00
Harold Henning	76	76-77-79-77	309 1,160.00
Billy King	77	77-88-74-75	314 1,080.00

Championship Summaries

2000



Raymond Floyd

**TPC Michigan
Dearborn, MI
July 13-16, 2000
Purse: \$2,300,000
Par: 36-36-72
Yards: 6,966**

LEADERS	First Round	Second Round	Third Round
	Hugh Baiocchi 65 (-7)	Hugh Baiocchi 134 (-10)	Tom Kite..... 201 (-15)
	Bruce Fleisher..... 65 (-7)	Tom Kite..... 134 (-10)	Dana Quigley 203 (-13)
	John Jacobs..... 65 (-7)	Hale Irwin 136 (-8)	Mike McCullough..... 206 (-10)
	Tom Kite..... 66 (-6)	Dana Quigley 136 (-8)	Raymond Floyd.....207 (-9)
	Bob Murphy..... 66 (-6)	Raymond Floyd.....138 (T9)	
	Jesse Patino 66 (-6)		
	Raymond Floyd.....71 (T29)		

CUT: There was no cut; 76 of 78 players completed 72 holes.

PRO-AM: \$10,000. Wednesday Individual—Gil Morgan, Tom Kite, 66, \$900 each. Team—Leonard Thompson, 52, \$1000.

WEATHER: Sunny on Wednesday, with highs in the low-80s and light winds. Partly cloudy with highs in the low-80s Thursday. A series of thunderstorms delayed play on

Friday from 3:11-6:07 p.m. and again from 6:40-7:35 p.m. Partly cloudy Saturday and Sunday, with temperatures in the upper-70s and winds from the NW at 10-15 mph.

Player	Pos.	Score	Official Money
Raymond Floyd	1	71-67-69-66	273 \$345,000.00
Larry Nelson	T2	70-68-69-67	274 184,000.00
Dana Quigley	T2	71-65-67-71	274 184,000.00
Hale Irwin	T4	68-68-73-66	275 124,200.00
Mike McCullough	T4	68-71-67-69	275 124,200.00
Tom Kite	6	66-68-67-76	277 92,000.00
Jose Maria Canizares	T7	70-69-72-68	279 78,200.00
Tom Jenkins	T7	69-71-70-69	279 78,200.00
Jesse Patino	9	66-71-71-72	280 64,400.00
Gil Morgan	T10	68-71-71-71	281 57,500.00
Jim Thorpe	T10	68-74-68-71	281 57,500.00
Brian Barnes	T12	68-69-78-67	282 45,425.00
Allen Doyle	T12	67-72-73-70	282 45,425.00
Hubert Green	T12	69-72-68-73	282 45,425.00
Tom Wargo	T12	70-72-69-71	282 45,425.00
David Lundstrom	T16	74-69-69-71	283 37,950.00
Bob Murphy	T16	66-72-74-71	283 37,950.00
Isao Aoki	T18	74-69-71-70	284 29,631.67
Dale Douglass	T18	72-74-71-67	284 29,631.67
Roy Vucinich	T18	71-73-70-70	284 29,631.67
Tom Watson	T18	70-71-73-70	284 29,631.67
Bruce Fleisher	T18	65-78-69-72	284 29,631.66
Simon Hobday	T18	68-69-75-72	284 29,631.66
Hugh Baiocchi	T24	65-69-75-76	285 22,482.50
Graham Marsh	T24	72-72-70-71	285 22,482.50
Steven Veriato	T24	74-71-69-71	285 22,482.50
Lanny Wadkins	T24	71-69-73-72	285 22,482.50
John Bland	T28	71-73-72-70	286 19,550.00
Dave Stockton	T28	71-66-73-76	286 19,550.00
Jim Colbert	T30	72-69-72-74	287 16,962.50
Fred Gibson	T30	69-73-75-70	287 16,962.50
John Jacobs	T30	65-73-71-78	287 16,962.50
John Mahaffey	T30	69-69-74-75	287 16,962.50
Jack Nicklaus	T34	75-72-71-70	288 14,835.00
Doug Tewell	T34	70-72-71-75	288 14,835.00
Ed Dougherty	T36	71-75-70-73	289 12,937.50
Jerry McGee	T36	67-73-73-76	289 12,937.50
John Morgan	T36	72-74-72-71	289 12,937.50

Player	Pos.	Score	Official Money
Leonard Thompson	T36	67-72-77-73	289 \$12,937.50
Mike Hill	40	72-74-71-73	290 11,730.00
Bill Brask	T41	70-73-72-77	292 9,890.00
Stewart Ginn	T41	68-74-74-76	292 9,890.00
David Graham	T41	79-71-75-67	292 9,890.00
Joe Inman	T41	77-68-73-74	292 9,890.00
Gary McCord	T41	73-75-73-71	292 9,890.00
Bruce Summerhays	T41	70-74-75-73	292 9,890.00
DeWitt Weaver	T41	70-76-73-73	292 9,890.00
Larry Ziegler	48	72-74-72-75	293 8,050.00
Bob Eastwood	T49	75-75-70-74	294 7,130.00
Walter Hall	T49	72-69-76-77	294 7,130.00
Jim Holtgrieve	T49	77-71-74-72	294 7,130.00
Jim Dent	T52	72-77-72-74	295 5,566.00
Andy North	T52	73-76-73-73	295 5,566.00
Jay Sigel	T52	72-73-69-81	295 5,566.00
Howard Twitty	T52	78-74-69-74	295 5,566.00
Kermit Zarley	T52	76-72-72-75	295 5,566.00
Harold Henning	T57	75-72-73-76	296 4,600.00
Gary Player	T57	75-71-75-75	296 4,600.00
J.C. Snead	T57	78-73-68-77	296 4,600.00
Jim Albus	T60	73-78-72-74	297 3,795.00
Chi Chi Rodriguez	T60	75-71-77-74	297 3,795.00
Bobby Strobe	T60	75-75-76-71	297 3,795.00
Rocky Thompson	T60	83-75-69-70	297 3,795.00
Jim Ahern	T64	72-76-77-73	298 2,875.00
Bob Charles	T64	75-71-82-70	298 2,875.00
Bob Dickson	T64	72-71-82-73	298 2,875.00
Terry Dill	T64	78-73-72-75	298 2,875.00
Dave Eichelberger	68	76-70-73-80	299 2,300.00
Tommy Aaron	T69	76-70-80-75	301 2,024.00
George Archer	T69	75-78-74-74	301 2,024.00
Dean Overturf	T69	72-74-79-76	301 2,024.00
Alberto Giannone	72	74-73-76-80	303 1,748.00
Tom McGinnis	T73	81-72-73-78	304 1,564.00
Walter Morgan	T73	78-72-72-82	304 1,564.00
Frank Conner	75	80-72-81-74	307 1,426.00
Tom Shaw	76	76-73-83-82	314 1,334.00

Championship Summaries

2001



Allen Doyle

**TPC Michigan
Dearborn, MI
July 12-15, 2001
Purse: \$2,500,000
Par: 36-36-72
Yards: 6,986**

LEADERS	First Round	Second Round	Third Round
	Ed Dougherty..... 67 (-5)	Hale Irwin..... 135 (-9)	Ed Dougherty..... 205 (-11)
	Allen Doyle..... 67 (-5)	Tom Watson..... 135 (-9)	Allen Doyle..... 206 (-10)
	Raymond Floyd..... 67 (-5)	Allen Doyle..... 136 (-8)	Doug Tewell..... 207 (-9)
	Larry Nelson..... 67 (-5)	Ed Dougherty..... 137 (-7)	Tom Watson..... 207 (-9)
	Tom Watson..... 67 (-5)	Larry Nelson..... 137 (-7)	
	Jay Sigel..... 68 (-4)		

CUT: There was no cut; 73 of 78 players completed 72 holes.

PRO-AM: \$10,000. Wednesday Individual: Hugh Baiocchi, 64, \$1,000. Team: Hugh Baiocchi, Hale Irwin, 53, \$900 each.


WEATHER: Mostly sunny and pleasant all week, with highs in the upper-70s and low-80s.

Player	Pos.	Score	Official Money
Allen Doyle	1	67-69-70-67	273 \$375,000.00
(Won playoff with par-4 on first extra hole)			
Doug Tewell	2	74-66-67-66	273 220,000.00
Hale Irwin	3	70-65-75-66	276 180,000.00
Ed Dougherty	T4	67-70-68-73	278 135,000.00
Bruce Fleisher	T4	69-69-72-68	278 135,000.00
Raymond Floyd	T6	67-73-69-70	279 95,000.00
Mike McCullough	T6	69-73-68-69	279 95,000.00
Jay Sigel	T8	68-70-70-72	280 75,000.00
Tom Watson	T8	67-68-72-73	280 75,000.00
Jim Albus	T10	72-70-72-68	282 60,000.00
Tom Kite	T10	71-68-71-72	282 60,000.00
Bobby Walzel	T10	75-74-66-67	282 60,000.00
Gil Morgan	13	72-68-69-74	283 50,000.00
Hugh Baiocchi	T14	71-67-74-72	284 46,250.00
Gary McCord	T14	74-74-67-69	284 46,250.00
J.C. Snead	16	69-74-70-72	285 42,500.00
Vicente Fernandez	T17	71-69-78-68	286 37,583.34
Isao Aoki	T17	69-69-73-75	286 37,583.33
Joe Inman	T17	72-70-71-73	286 37,583.33
Hubert Green	T20	77-69-73-68	287 31,000.00
Mike Hill	T20	77-72-68-70	287 31,000.00
John Jacobs	T20	74-68-72-73	287 31,000.00
Dave Eichelberger	T23	69-73-74-72	288 26,250.00
Graham Marsh	T23	75-70-70-73	288 26,250.00
Dana Quigley	T23	72-72-72-72	288 26,250.00
Jose Maria Canizares	T26	74-70-71-74	289 23,250.00
Jim Thorpe	T26	75-72-75-67	289 23,250.00
Jim Ahern	T28	74-73-68-75	290 20,750.00
Leonard Thompson	T28	74-73-70-73	290 20,750.00
Tom Wargo	T28	75-72-71-72	290 20,750.00
Jim Dent	T31	79-71-68-73	291 17,250.00
Tom Jenkins	T31	73-72-74-72	291 17,250.00
Bob Murphy	T31	77-73-72-69	291 17,250.00
Larry Nelson	T31	67-70-78-76	291 17,250.00
John Schroeder	T31	77-73-71-70	291 17,250.00
Lee Trevino	T36	72-71-75-74	292 14,625.00

Player	Pos.	Score	Official Money
Steven Veriato	T36	79-71-72-70	292 \$14,625.00
George Archer	T38	77-73-70-73	293 13,500.00
Jim Colbert	T38	77-73-72-71	293 13,500.00
Roy Vucnich	40	75-72-72-75	294 12,750.00
Dale Douglass	T41	75-73-72-75	295 11,500.00
Fred Gibson	T41	77-73-70-75	295 11,500.00
Walter Hall	T41	72-74-78-71	295 11,500.00
Jesse Patino	T41	76-73-73-73	295 11,500.00
John Bland	T45	73-74-73-76	296 9,250.00
Bill Brask	T45	72-78-74-72	296 9,250.00
Tom McGinnis	T45	74-68-76-78	296 9,250.00
Mike Smith	T45	78-74-70-74	296 9,250.00
Rocky Thompson	T45	72-76-75-73	296 9,250.00
Andy North	50	79-74-75-69	297 7,750.00
John Mahaffey	T51	74-72-75-77	298 7,000.00
Larry Ziegler	T51	73-73-77-75	298 7,000.00
Bob Dickson	T53	74-77-73-75	299 6,000.00
Al Geiberger	T53	73-77-73-76	299 6,000.00
Sammy Rachels	T53	76-71-74-78	299 6,000.00
Jim Holtgrieve	T56	72-78-74-76	300 5,250.00
Walter Morgan	T56	79-72-71-78	300 5,250.00
Gary Player	T56	74-75-75-76	300 5,250.00
Terry Dill	T59	79-75-76-71	301 4,375.00
Stewart Ginn	T59	72-76-78-75	301 4,375.00
Bruce Summerhays	T59	73-73-82-73	301 4,375.00
DeWitt Weaver	T59	73-77-76-75	301 4,375.00
Bob Eastwood	T63	81-72-74-75	302 3,625.00
Bob Gilder	T63	73-76-76-77	302 3,625.00
David Lundstrom	65	80-74-76-74	304 3,250.00
Ted Goin	T66	79-76-77-73	305 2,750.00
Terry Mauney	T66	76-70-80-79	305 2,750.00
Howard Twitty	T66	74-80-75-76	305 2,750.00
Mark Hayes	69	76-72-79-81	308 2,350.00
Chuck Moran	T70	81-78-76-74	309 2,125.00
Dave Stockton	T70	75-71-83-80	309 2,125.00
George Burns	72	80-75-76-85	316 1,900.00
Chi Chi Rodriguez	73	81-82-76-79	318 1,750.00

Championship Summaries

2002



Stewart Ginn

TPC Michigan
Dearborn, MI
July 11-14, 2002
Purse: \$2,500,000
Par: 36-36-72
Yards: 7,057

LEADERS First Round		Second Round	Third Round
Hale Irwin.....	64 (-8)	Hubert Green.....	134 (-10)
Stewart Ginn.....	66 (-6)	Hale Irwin.....	137 (-7)
Tom Jenkins.....	67 (-5)	Mike McCullough.....	137 (-7)
Mark McCumber.....	67 (-5)	Howard Twitty.....	137 (-7)
		Stewart Ginn.....	138 (-6)
		Tom Jenkins.....	138 (-6)
		Mark McCumber.....	138 (-6)
		Jay Sigel.....	138 (-6)
		Mike McCullough.....	204 (-12)
		Hubert Green.....	205 (-11)
		Stewart Ginn.....	208 (-8)
		Raymond Floyd.....	209 (-7)
		Hale Irwin.....	209 (-7)
		Larry Nelson.....	209 (-7)
		Doug Tewell.....	209 (-7)

CUT: There was no cut; 76 of 78 players completed 72 holes.

PRO-AM: \$10,000. Wednesday Team: John Jacobs, 53, \$1000.

WEATHER: Mostly sunny and warm all week with highs in the upper-70s and low-to-mid 80s.

Player	Pos.	Score	Official Money
Stewart Ginn	1	66-72-70-66	274 \$375,000.00
Jim Thorpe	T2	74-69-67-65	275 183,333.34
Hubert Green	T2	71-63-71-70	275 183,333.33
Mike McCullough	T2	68-69-67-71	275 183,333.33
Doug Tewell	5	73-68-68-69	278 120,000.00
Ed Dougherty	T6	70-72-70-67	279 95,000.00
Hale Irwin	T6	64-73-72-70	279 95,000.00
Larry Nelson	T8	71-69-69-71	280 75,000.00
Dave Stockton	T8	72-68-71-69	280 75,000.00
Tom Kite	T10	71-72-70-68	281 62,500.00
Fuzzy Zoeller	T10	70-73-69-69	281 62,500.00
Allen Doyle	T12	75-68-69-70	282 48,000.00
Bruce Fleisher	T12	76-69-69-68	282 48,000.00
Bruce Lietzke	T12	71-70-70-71	282 48,000.00
Bobby Wadkins	T12	73-71-72-66	282 48,000.00
Tom Wargo	T12	71-68-73-70	282 48,000.00
Raymond Floyd	T17	71-73-65-74	283 36,437.50
Tom Jenkins	T17	67-71-76-69	283 36,437.50
Tom Purtzer	T17	74-69-71-69	283 36,437.50
Jay Sigel	T17	71-67-73-72	283 36,437.50
Isao Aoki	21	74-73-70-67	284 31,000.00
Danny Edwards	T22	74-72-72-67	285 26,300.00
Wayne Levi	T22	68-78-70-69	285 26,300.00
Graham Marsh	T22	71-74-70-70	285 26,300.00
Mark McCumber	T22	67-71-74-73	285 26,300.00
Don Pooley	T22	75-70-73-67	285 26,300.00
Vicente Fernandez	T27	74-72-67-73	286 21,750.00
Ted Goin	T27	72-69-72-73	286 21,750.00
Dana Quigley	T27	72-73-74-67	286 21,750.00
Walter Hall	T30	73-74-71-69	287 18,833.34
Jim Albus	T30	77-72-69-69	287 18,833.33
J.C. Snead	T30	72-71-73-71	287 18,833.33
Morris Hatafsky	T33	79-73-69-67	288 15,107.15
John Mahaffey	T33	75-74-71-68	288 15,107.15
Jim Ahern	T33	75-71-69-73	288 15,107.14
Hugh Baiocchi	T33	71-73-71-73	288 15,107.14
Jose Maria Canizares	T33	74-75-67-72	288 15,107.14
Dave Eichelberger	T33	77-68-74-69	288 15,107.14

Player	Pos.	Score	Official Money
Gary McCord	T33	75-73-66-74	288 \$15,107.14
Bob Eastwood	T40	72-73-69-76	290 11,000.00
Bob Gilder	T40	79-71-71-69	290 11,000.00
Terry Mauney	T40	75-70-71-74	290 11,000.00
Gil Morgan	T40	73-71-72-74	290 11,000.00
Walter Morgan	T40	80-70-73-67	290 11,000.00
Bob Murphy	T40	78-64-68-80	290 11,000.00
Bruce Summerhays	T40	70-76-74-70	290 11,000.00
Roy Vucinic	T40	73-70-72-75	290 11,000.00
John Schroeder	48	73-70-75-73	291 8,750.00
Jim Colbert	T49	80-72-69-71	292 7,500.00
David Graham	T49	71-74-77-70	292 7,500.00
Dick Mast	T49	74-67-74-77	292 7,500.00
Lanny Wadkins	T49	75-78-69-70	292 7,500.00
Ben Crenshaw	T53	79-72-67-75	293 5,750.00
Fred Gibson	T53	73-77-68-75	293 5,750.00
Doug Johnson	T53	75-70-75-73	293 5,750.00
Andy North	T53	77-74-70-72	293 5,750.00
Butch Sheehan	T53	70-70-75-78	293 5,750.00
Jim Dent	T58	74-75-71-74	294 4,375.00
John Jacobs	T58	73-74-77-70	294 4,375.00
James Mason	T58	71-73-77-73	294 4,375.00
Mike Smith	T58	77-74-69-74	294 4,375.00
Leonard Thompson	T58	74-75-71-74	294 4,375.00
Howard Twitty	T58	68-69-78-79	294 4,375.00
Rodger Davis	64	73-76-71-75	295 3,500.00
Gibby Gilbert	T65	80-71-70-75	296 3,000.00
Mike Hill	T65	74-75-75-72	296 3,000.00
Lee Trevino	T65	71-75-77-73	296 3,000.00
Dale Douglass	T68	78-77-74-68	297 2,350.00
Steven Veriato	T68	72-78-77-70	297 2,350.00
Larry Ziegler	T68	80-67-75-75	297 2,350.00
Jesse Patino	T71	73-72-80-73	298 1,975.00
Rocky Thompson	T71	74-71-75-78	298 1,975.00
George Archer	T73	79-77-73-71	300 1,700.00
Joe Inman	T73	75-75-76-74	300 1,700.00
Jay Overton	75	77-80-72-72	301 1,550.00
Jim Holtgrieve	76	85-78-78-72	313 1,450.00



Craig Stadler

Championship Summaries

**TPC Michigan
Dearborn, MI
July 10-13, 2003
Purse: \$2,500,000
Par: 36-36-72
Yards: 7,057**

LEADERS First Round

Gil Morgan.....	64 (-8)
Allen Doyle	66 (-6)
Fred Gibson	66 (-6)
Tom Kite.....	66 (-6)
Mike McCullough.....	66 (-6)
Doug Tewell	66 (-6)
Andy North	67 (-5)
Tom Purtzer	67 (-5)
Craig Stadler.....	67 (-5)

Second Round

Tom Watson.....	134 (-10)
Andy North	136 (-8)
Terry Mauney.....	137 (-7)
Mike McCullough.....	137 (-7)
Gil Morgan	137 (-7)
Bob Murphy	137 (-7)
Craig Stadler.....	138 (-6)

Third Round

Craig Stadler.....	205 (-11)
Mike McCullough.....	205 (-11)
Tom Watson	205 (-11)
Ed Dougherty	209 (-7)
Tom Jenkins.....	209 (-7)
Gil Morgan.....	209 (-7)
Dave Stockton.....	209 (-7)
Jim Thorpe.....	209 (-7)

CUT: There was no cut; all 79 players completed 72 holes.

WEATHER: Cloudy on Thursday and Friday, with highs in the mid-70s and scattered showers in the area throughout the day. Thursday winds were from southeast at 10-20 mph. Friday winds were out of the west from 20-30 mph, with gusts up to 35 mph. Mostly sunny on Saturday, with NW winds at 10-20 mph in the afternoon. Plenty of sunshine for most of Sunday, with highs in the low-80s and light winds from the SW at 5-10 mph. A series of thunder-


storms moved into the area late in the afternoon, suspending play from 5:19 p.m. to 7:10 p.m.

Player	Pos.	Score	Official Money
Craig Stadler	1	67-73-65-66	271 \$375,000.00
Tom Kite	T2	66-72-73-63	274 183,000.00
Jim Thorpe	T2	68-72-69-65	274 183,000.00
Tom Watson	T2	70-64-71-69	274 183,000.00
Tom Jenkins	T5	70-70-69-69	278 97,500.00
Mike McCullough	T5	66-71-68-73	278 97,500.00
Gil Morgan	T5	64-73-72-69	278 97,500.00
Tom Purtzer	T5	67-74-72-65	278 97,500.00
Ed Dougherty	T9	71-71-67-71	280 67,500.00
Dave Stockton	T9	69-71-69-71	280 67,500.00
Dana Quigley	11	67-75-68-71	281 60,000.00
Isao Aoki	T12	72-72-73-67	284 50,833.34
Bruce Fleisher	T12	71-74-70-69	284 50,833.33
Hale Irwin	T12	72-71-74-67	284 50,833.33
Dave Barr	T15	74-72-72-68	286 41,250.00
Allen Doyle	T15	66-76-72-72	286 41,250.00
Stewart Ginn	T15	73-70-73-70	286 41,250.00
Mark McCumber	T15	72-73-69-72	286 41,250.00
John Harris	T19	70-73-73-71	287 32,025.00
James Mason	T19	72-75-71-69	287 32,025.00
Terry Mauney	T19	69-68-75-75	287 32,025.00
Andy North	T19	67-69-76-75	287 32,025.00
John Bland	T23	74-75-71-68	288 24,500.00
Mike Hill	T23	69-71-75-73	288 24,500.00
Dick Mast	T23	70-71-73-74	288 24,500.00
Bruce Summerhays	T23	73-76-69-70	288 24,500.00
Doug Tewell	T23	66-76-76-70	288 24,500.00
Fuzzy Zoeller	T23	67-73-79-69	288 24,500.00
Larry Nelson	29	69-71-75-74	289 20,750.00
Rodger Davis	T30	73-71-75-71	290 18,833.34
Bob Gilder	T30	71-78-71-70	290 18,833.33
Graham Marsh	T30	72-71-74-73	290 18,833.33
Vicente Fernandez	T33	68-74-74-75	291 16,875.00
Bruce Lietzke	T33	70-74-73-74	291 16,875.00
David Eger	T35	74-75-69-74	292 14,400.00
Ted Goin	T35	71-76-74-71	292 14,400.00
Morris Hatalasky	T35	74-73-71-74	292 14,400.00
Butch Sheehan	T35	73-69-75-75	292 14,400.00
Jay Sigel	T35	75-70-73-74	292 14,400.00
Jose Maria Canizares	T40	72-75-75-71	293 11,250.00

Player	Pos.	Score	Official Money
Jim Dent	T40	73-73-72-75	293 \$11,250.00
R.W. Eaks	T40	73-73-78-69	293 11,250.00
Wayne Levi	T40	75-73-74-71	293 11,250.00
Jack Nicklaus	T40	74-76-71-72	293 11,250.00
Don Pooley	T40	68-79-71-75	293 11,250.00
Bobby Wadkins	T40	71-79-73-70	293 11,250.00
Hugh Baiocchi	47	70-76-73-75	294 9,250.00
Jim Albus	T48	74-72-76-73	295 7,750.00
Dale Douglass	T48	69-75-75-76	295 7,750.00
Danny Edwards	T48	70-83-72-70	295 7,750.00
Walter Hall	T48	75-77-71-72	295 7,750.00
Des Smyth	T48	70-78-76-71	295 7,750.00
Mike Smith	T53	69-79-73-75	296 6,000.00
J.C. Snead	T53	75-75-75-71	296 6,000.00
Leonard Thompson	T53	71-76-81-68	296 6,000.00
Eamonn Darcy	T56	73-76-76-72	297 5,000.00
Bob Eastwood	T56	77-74-75-71	297 5,000.00
John Mahaffey	T56	74-80-73-70	297 5,000.00
Bob Murphy	T56	69-68-79-81	297 5,000.00
Mark Pfeil	T56	76-74-76-71	297 5,000.00
Ben Crenshaw	T61	74-74-75-75	298 4,000.00
Seiji Ebihara	T61	80-71-72-75	298 4,000.00
John Jacobs	T61	75-75-76-72	298 4,000.00
Terry Dill	T64	73-75-76-75	299 3,125.00
Fred Gibson	T64	66-75-79-79	299 3,125.00
Jack Spradlin	T64	71-72-87-69	299 3,125.00
Bobby Walzel	T64	71-74-80-74	299 3,125.00
Jim Colbert	T68	71-76-74-80	301 2,350.00
Pat McDonald	T68	79-73-76-73	301 2,350.00
Jerry McGee	T68	74-77-76-74	301 2,350.00
Jim Ahern	T71	69-80-78-76	303 1,975.00
Dave Eichelberger	T71	79-81-74-69	303 1,975.00
Jim Holtgrieve	T73	73-80-70-81	304 1,700.00
Tom Wargo	T73	73-75-82-74	304 1,700.00
John Schroeder	75	76-80-74-77	307 1,550.00
Walter Morgan	76	77-80-78-74	309 1,450.00
Howard Twitty	77	82-74-79-75	310 1,350.00
Jay Overton	T78	80-83-75-75	313 1,200.00
Steven Veriato	T78	74-80-84-75	313 1,200.00

Championship Summaries

2004



Mark James

**TPC Michigan
Dearborn, MI
July 8-11, 2004
Purse: \$2,500,000
Par: 36-36-72
Yards: 7,069**

LEADERS	First Round	Second Round	Third Round
	Gil Morgan..... 65 (-7)	Jose Maria Canizares 134 (-10)	Mark James..... 202 (-14)
	Isao Aoki..... 68 (-4)	Gary McCord 134 (-10)	Jose Maria Canizares 205 (-11)
	Jose Maria Canizares 68 (-4)	Mark James..... 135 (-9)	Gary McCord 205 (-11)
	Allen Doyle 68 (-4)	Gil Morgan..... 135 (-9)	Jim Ahern..... 205 (-10)
	Bruce Fleisher..... 68 (-4)	Dana Quigley 135 (-9)	Bruce Fleisher..... 205 (-10)
	Mark James..... 68 (-4)		

CUT: There was no cut; 77 of 78 players completed 72 holes.

WEATHER: Cloudy, breezy and cool Thursday, with highs in the 60s. Winds were from the west at 10-20 mph. Sunny and pleasant Friday, with highs in the mid-to-upper 70s. Mostly cloudy early in the day Saturday before becoming partly sunny, with highs in the low-to-mid 80s. Winds were light and variable. Partly sunny and warmer Sunday, with

highs in the mid-80s. Winds were from the south and east at 10 mph.

Player	Pos.	Score	Official Money
Mark James	1	68-67-67-73	275 \$375,000.00
Jose Maria Canizares	2	68-66-71-71	276 219,000.00
Bruce Fleisher	3	68-69-69-71	277 180,000.00
Bruce Lietzke	4	70-67-70-71	278 150,000.00
Gary McCord	T5	70-64-71-74	279 110,000.00
Dana Quigley	T5	68-67-72-72	279 110,000.00
Tom Kite	T7	72-68-69-71	280 85,000.00
Jim Thorpe	T7	70-69-68-73	280 85,000.00
Allen Doyle	T9	68-70-70-73	281 62,500.00
Hale Irwin	T9	69-74-66-72	281 62,500.00
Mark McNulty	T9	69-72-69-71	281 62,500.00
Gil Morgan	T9	65-70-75-71	281 62,500.00
Ed Fiori	T13	69-67-71-75	282 47,500.00
Don Pooley	T13	72-70-68-72	282 47,500.00
D.A. Weibring	T13	70-69-73-70	282 47,500.00
Walter Hall	T16	71-68-73-72	284 41,250.00
Morris Hatalasky	T16	72-67-72-73	284 41,250.00
Andy Bean	T18	72-71-74-68	285 34,150.00
Craig Stadler	T18	70-67-73-75	285 34,150.00
Bruce Summerhays	T18	72-72-70-71	285 34,150.00
Bobby Walzel	T18	69-72-72-72	285 34,150.00
Graham Marsh	T22	71-70-73-72	286 25,708.34
Mark McCumber	T22	69-72-73-72	286 25,708.34
Tom Jenkins	T22	74-72-68-72	286 25,708.33
Doug Tewell	T22	69-67-74-76	286 25,708.33
Leonard Thompson	T22	69-72-72-73	286 25,708.33
Tom Wargo	T22	72-69-70-75	286 25,708.33
Isao Aoki	T28	68-71-72-76	287 19,375.00
Hugh Baiocchi	T28	71-67-74-75	287 19,375.00
Wayne Levi	T28	73-70-72-72	287 19,375.00
James Mason	T28	74-67-68-78	287 19,375.00
Hajime Meshiai	T28	73-69-73-72	287 19,375.00
Mike Smith	T28	72-70-69-76	287 19,375.00
Vicente Fernandez	T34	72-74-70-72	288 15,050.00
Mike McCullough	T34	73-71-71-73	288 15,050.00
Jerry Pate	T34	75-68-74-71	288 15,050.00
Jay Sigel	T34	70-70-74-74	288 15,050.00
Bobby Wadkins	T34	77-69-70-72	288 15,050.00
Jim Ahern	T39	72-65-69-83	289 12,000.00

Player	Pos.	Score	Official Money
Eamonn Darcy	T39	70-70-74-75	289 \$12,000.00
Bob Gilder	T39	78-69-68-74	289 12,000.00
Stewart Ginn	T39	74-72-73-70	289 12,000.00
Gary Koch	T39	70-76-69-74	289 12,000.00
Jerry McGee	T39	72-72-72-73	289 12,000.00
Bobby Lincoln	45	75-70-74-71	290 10,250.00
John Bland	T46	71-72-70-78	291 8,750.00
Dave Eichelberger	T46	73-70-73-75	291 8,750.00
Keith Fergus	T46	74-71-74-72	291 8,750.00
Dick Mast	T46	72-74-71-74	291 8,750.00
Lonnie Nielsen	T46	72-74-71-74	291 8,750.00
John Harris	T51	77-73-70-72	292 6,750.00
Larry Nelson	T51	70-70-75-77	292 6,750.00
Des Smyth	T51	78-67-74-73	292 6,750.00
David Eger	T54	71-71-78-73	293 5,875.00
Tom Purtzer	T54	75-72-70-76	293 5,875.00
Ben Crenshaw	T56	71-74-76-73	294 5,375.00
J.C. Snead	T56	70-75-71-78	294 5,375.00
Jim Albus	T58	76-74-70-75	295 4,500.00
Terry Dill	T58	77-71-73-74	295 4,500.00
Gary Player	T58	73-71-74-77	295 4,500.00
Sammy Rachels	T58	75-74-73-73	295 4,500.00
Fuzzy Zoeller	T58	77-71-71-76	295 4,500.00
Fred Gibson	T63	77-72-72-75	296 3,500.00
Joe Inman	T63	78-71-74-73	296 3,500.00
Bob Murphy	T63	79-71-72-74	296 3,500.00
Jack Spradlin	T66	76-69-73-79	297 2,750.00
Dave Stockton	T66	77-70-75-75	297 2,750.00
Howard Twitty	T66	76-72-73-76	297 2,750.00
John Jacobs	69	82-67-70-79	298 2,350.00
Bill Rogers	70	70-71-81-77	299 2,200.00
Dave Barr	T71	76-74-73-78	301 1,900.00
Jim Colbert	T71	77-70-77-77	301 1,900.00
Jim Dent	T71	73-80-72-76	301 1,900.00
Ed Dougherty	74	74-77-80-72	303 1,650.00
Mike Hill	75	80-75-76-73	304 1,550.00
Bob Eastwood	76	73-70-80-82	305 1,450.00
Rex Caldwell	77	80-76-83-77	316 1,350.00

Championship Summaries

2005



Peter Jacobsen

**TPC Michigan
Dearborn, MI
July 8-11, 2005
Purse: \$2,500,000
Par: 36-36-72
Yards: 7,069**

LEADERS	First Round	Second Round	Third Round
	Graham Marsh..... 64 (-8)	Dana Quigley 133 (-11)	Hale Irwin 204 (-12)
	Isao Aoki 65 (-7)	Isao Aoki 135 (-9)	Tom McKnight..... 205 (-11)
	Ron Streck..... 65 (-7)	Tom McKnight..... 135 (-9)	Gil Morgan..... 205 (-11)
	Tom Watson..... 65 (-7)	Hale Irwin 136 (-8)	Dana Quigley 205 (-11)
	Peter Jacobsen 70 (T26)	Peter Jacobsen 136 (-8)	Peter Jacobsen 207 (T6)
		Ron Streck..... 136 (-8)	

CUT: There was no cut; all 78 players completed 72 holes.

WEATHER: Mostly sunny Friday before clouds moved into the area during the afternoon hours. There were intermittent showers at the close of play. Highs were in the upper 70s, with NE winds at 5-10 mph. Mostly sunny early in the day Saturday before becoming cloudy in the afternoon. Play suspended from 1:32-4:45 p.m. due to the threat of inclement weather in the area. Highs were in the

low-80s. Sunny and warm Saturday and Sunday with highs in the upper-80s and into the low-90s.

Player	Pos.	Score	Official Money
Peter Jacobsen	1	70-66-71-66	273 \$375,000.00
Hale Irwin	2	68-68-68-70	274 220,000.00
Tom McKnight	T3	68-67-70-71	276 165,000.00
Tom Watson	T3	66-72-70-68	276 165,000.00
Allen Doyle	T5	74-67-69-68	278 87,500.00
Gary McCord	T5	68-71-69-70	278 87,500.00
Gil Morgan	T5	72-66-67-73	278 87,500.00
Larry Nelson	T5	68-74-67-69	278 87,500.00
Dana Quigley	T5	67-66-72-73	278 87,500.00
D.A. Weibring	T5	70-70-73-65	278 87,500.00
David Eger	T11	71-71-65-72	279 51,500.00
Morris Hataalsky	T11	68-70-70-71	279 51,500.00
Gary Koch	T11	71-68-72-68	279 51,500.00
Bruce Lietzke	T11	69-72-69-69	279 51,500.00
Mark McNulty	T11	71-68-70-70	279 51,500.00
Brad Bryant	T16	69-71-72-68	280 41,250.00
Leonard Thompson	T16	70-72-70-68	280 41,250.00
Jay Haas	T18	71-71-71-68	281 32,208.34
John Harris	T18	69-69-77-66	281 32,208.34
Isao Aoki	T18	66-69-73-73	281 32,208.33
Dick Mast	T18	70-67-75-69	281 32,208.33
Don Pooley	T18	70-71-65-75	281 32,208.33
Doug Tewell	T18	72-70-65-74	281 32,208.33
Jim Colbert	T24	69-74-69-70	282 25,000.00
Graham Marsh	T24	64-76-72-70	282 25,000.00
Ron Streck	T24	66-70-72-74	282 25,000.00
Andy Bean	T27	68-72-73-70	283 21,750.00
Bruce Fleisher	T27	68-69-72-74	283 21,750.00
Lonnie Nielsen	T27	70-69-73-71	283 21,750.00
Jose Maria Canizares	T30	74-73-71-66	284 17,285.72
Mike McCullough	T30	72-75-68-69	284 17,285.72
Craig Stadler	T30	73-69-72-70	284 17,285.72
Ed Dougherty	T30	74-72-67-71	284 17,285.71
Wayne Levi	T30	67-74-69-74	284 17,285.71
Jerry Pate	T30	68-70-72-74	284 17,285.71
Tom Wargo	T30	72-74-66-72	284 17,285.71
Tom Purtzer	T37	70-73-70-72	285 14,000.00
Bobby Wadkins	T37	69-70-74-72	285 14,000.00
Keith Fergus	T39	72-71-75-68	286 12,000.00

Player	Pos.	Score	Official Money
Bob Gilder	T39	76-70-71-69	286 \$12,000.00
John Jacobs	T39	69-71-76-70	286 12,000.00
Tom Kite	T39	71-68-71-76	286 12,000.00
Jay Sigel	T39	71-69-72-74	286 12,000.00
Howard Twitty	T39	74-71-70-71	286 12,000.00
Joe Inman	T45	70-71-74-72	287 9,500.00
Mark Johnson	T45	72-72-72-71	287 9,500.00
Dan Pohl	T45	72-72-72-71	287 9,500.00
Jim Thorpe	T45	76-70-72-69	287 9,500.00
Walter Hall	T49	70-71-77-70	288 7,500.00
Mark James	T49	70-69-75-74	288 7,500.00
Tom Jenkins	T49	70-77-73-68	288 7,500.00
Hajime Meshiai	T49	75-69-72-72	288 7,500.00
Jim Ahern	T53	67-71-75-76	289 5,625.00
Rodger Davis	T53	69-72-72-76	289 5,625.00
Vicente Fernandez	T53	75-70-72-72	289 5,625.00
Mark McCumber	T53	71-77-71-70	289 5,625.00
Dave Stockton	T53	74-77-72-66	289 5,625.00
Bruce Summerhays	T53	69-78-69-73	289 5,625.00
James Mason	T59	71-77-66-76	290 4,625.00
Fuzzy Zoeller	T59	70-75-74-71	290 4,625.00
Mike Reid	61	77-71-69-74	291 4,250.00
John Bland	T62	72-74-74-72	292 3,875.00
Curtis Strange	T62	72-72-73-75	292 3,875.00
Dave Barr	T64	75-68-73-77	293 3,375.00
Don Reese	T64	68-73-75-77	293 3,375.00
Ben Crenshaw	T66	73-78-74-69	294 2,875.00
Pete Oakley	T66	69-73-76-76	294 2,875.00
R.W. Eaks	T68	70-74-78-73	295 2,425.00
Mike Sullivan	T68	70-76-77-72	295 2,425.00
Dave Eichelberger	70	75-76-72-73	296 2,200.00
J.C. Snead	71	72-72-78-75	297 2,050.00
Hugh Baiocchi	T72	74-75-74-75	298 1,825.00
Des Smyth	T72	79-68-79-72	298 1,825.00
Bob Eastwood	74	74-78-70-77	299 1,650.00
Jim Albus	75	74-77-74-75	300 1,550.00
Jim Dent	76	72-75-78-77	302 1,450.00
Ed Fiori	77	77-73-74-80	304 1,350.00
Bob Murphy	78	76-75-86-68	305 1,250.00



Bobby Wadkins

TPC Michigan
Dearborn, MI
July 13-16, 2006
Purse: \$2,500,000
Par: 36-36-72
Yards: 7,069

LEADERS First Round

Ron Streck.....	65 (-7)
Fuzzy Zoeller.....	65 (-7)
Bruce Lietzke.....	67 (-5)
Scott Simpson.....	67 (-5)
Jim Thorpe.....	67 (-5)
Bobby Wadkins.....	69 (T12)

Second Round

David Edwards.....	136 (-8)
Gil Morgan.....	136 (-8)
Joe Ozaki.....	136 (-8)
Jerry Pate.....	136 (-8)
Tom Purtzer.....	136 (-8)
Mike Reid.....	136 (-8)
Tom Watson.....	136 (-8)
Bobby Wadkins...141 (T30)	

Third Round

Loren Roberts.....	202 (-14)
Lonnie Nielsen.....	204 (-12)
Brad Bryant.....	205 (-11)
Dana Quigley.....	205 (-11)
Don Pooley.....	206 (-10)
Des Smyth.....	206 (-10)
Jim Thorpe.....	206 (-10)
Bobby Wadkins... 206 (-10)	

CUT: There was no cut; 77 of 78 players completed 72 holes.

WEATHER: Sunny and warm Thursday, with highs in the mid-to-upper-80s. Partly cloudy and warm Friday, with highs in the mid-to-upper 80s. Thunderstorms moved into the area late in the afternoon causing a suspension of play at 3:47 p.m. Officials suspended the second round for the day at 5:30 p.m., with 20 players yet to complete their

rounds. The second round began at 6:55 a.m. and concluded at 8:10 a.m. Sunny, breezy and hot Saturday, with highs in the low-90s. Partly sunny and very warm Sunday, with highs in the mid-90s. The heat index was 99 degrees.

Player	Pos.	Score	Official Money
Bobby Wadkins	1	69-72-65-68	274 \$375,000.00
Jim Thorpe	2	67-70-69-69	275 220,000.00
Jay Haas	T3	68-70-70-68	276 137,500.00
Gil Morgan	T3	70-66-71-69	276 137,500.00
Loren Roberts	T3	71-67-64-74	276 137,500.00
Des Smyth	T3	71-67-68-70	276 137,500.00
Brad Bryant	T7	68-69-68-72	277 85,000.00
Tom Purtzer	T7	69-67-72-69	277 85,000.00
Tom Kite	T9	68-70-70-70	278 67,500.00
Fuzzy Zoeller	T9	65-72-73-68	278 67,500.00
Fred Funk	T11	69-70-70-70	279 50,000.00
Morris Hatafsky	T11	75-65-67-72	279 50,000.00
Mark James	T11	69-70-71-69	279 50,000.00
Dan Pohl	T11	69-71-70-69	279 50,000.00
Don Pooley	T11	70-66-70-73	279 50,000.00
Dana Quigley	T11	69-68-68-74	279 50,000.00
Lonnie Nielsen	T17	73-65-66-76	280 35,350.00
Joe Ozaki	T17	71-65-73-71	280 35,350.00
Jerry Pate	T17	71-65-74-70	280 35,350.00
Scott Simpson	T17	67-70-74-69	280 35,350.00
Tom Watson	T17	69-67-78-66	280 35,350.00
Andy Bean	T22	71-67-74-69	281 23,525.00
David Edwards	T22	69-67-71-74	281 23,525.00
Bob Gilder	T22	72-72-69-68	281 23,525.00
Tom Jenkins	T22	68-75-68-70	281 23,525.00
Gary Koch	T22	74-68-71-68	281 23,525.00
Gary McCord	T22	70-68-69-74	281 23,525.00
Tom McKnight	T22	71-73-67-70	281 23,525.00
Mike Reid	T22	70-66-74-71	281 23,525.00
Bruce Summerhays	T22	72-74-69-66	281 23,525.00
D.A. Weibring	T22	69-71-71-70	281 23,525.00
Tim Simpson	T32	73-71-67-71	282 17,250.00
Craig Stadler	T32	72-69-69-72	282 17,250.00
Tom Wargo	T32	72-69-72-69	282 17,250.00
John Jacobs	T35	68-75-73-67	283 15,000.00
Wayne Levi	T35	71-72-72-68	283 15,000.00
Bruce Lietzke	T35	67-80-68-68	283 15,000.00
Keith Fergus	T38	71-73-68-72	284 13,250.00
Graham Marsh	T38	69-72-71-72	284 13,250.00

Player	Pos.	Score	Official Money
Dick Mast	T38	70-67-75-72	284 \$13,250.00
David Eger	T41	69-73-70-73	285 11,500.00
Bruce Fleisher	T41	71-72-66-76	285 11,500.00
Mark McNulty	T41	69-73-68-75	285 11,500.00
Doug Tewell	T41	73-68-72-72	285 11,500.00
Allen Doyle	T45	68-75-70-73	286 9,250.00
Bob Eastwood	T45	73-75-70-68	286 9,250.00
Peter Jacobsen	T45	70-74-66-76	286 9,250.00
Ron Streck	T45	65-73-76-72	286 9,250.00
Lee Trevino	T45	71-70-75-70	286 9,250.00
Dave Eichelberger	T50	73-73-69-72	287 7,500.00
Larry Nelson	T50	74-72-71-70	287 7,500.00
Isao Aoki	52	69-72-74-73	288 6,750.00
Dave Barr	T53	74-71-73-71	289 6,000.00
Jack Ferenz	T53	73-70-71-75	289 6,000.00
James Mason	T53	73-74-74-68	289 6,000.00
Ed Dougherty	T56	72-72-74-72	290 4,750.00
R.W. Eaks	T56	75-70-71-74	290 4,750.00
Danny Edwards	T56	72-73-71-74	290 4,750.00
John Harris	T56	72-67-78-73	290 4,750.00
Mark Johnson	T56	74-70-70-76	290 4,750.00
Massy Kuramoto	T56	72-72-71-75	290 4,750.00
Howard Twitty	T56	74-71-71-74	290 4,750.00
Vicente Fernandez	T63	70-74-79-68	291 3,625.00
Rick Rhoden	T63	72-75-74-70	291 3,625.00
Jim Ahern	T65	72-73-73-74	292 3,125.00
Joe Inman	T65	72-74-72-74	292 3,125.00
Walter Hall	T67	75-74-74-70	293 2,533.34
Mike McCullough	T67	71-75-71-76	293 2,533.33
Curtis Strange	T67	72-72-77-72	293 2,533.33
Rick Karbowski	T70	77-73-73-71	294 2,125.00
Hajime Meshiai	T70	69-75-75-75	294 2,125.00
Kirk Hanefeld	72	71-69-71-84	295 1,900.00
Jose Maria Canizares	73	76-76-73-71	296 1,750.00
Gary Player	T74	73-71-74-81	299 1,600.00
Mike San Filippo	T74	72-74-75-78	299 1,600.00
Leonard Thompson	76	82-73-73-72	300 1,450.00
Chi Chi Rodriguez	77	76-81-82-81	320 1,350.00

Championship Summaries

2007



Loren Roberts

Baltimore Country Club
(Five Farms/East Course)
Timonium, MD
Purse: \$2,600,000
October 4-7, 2007
Par: 35-35-70
Yards: 7,037

LEADERS	First Round	Second Round	Third Round
	R.W. Eaks 67 (-3)	Loren Roberts 133 (-7)	Loren Roberts 200 (-10)
	Walter Hall 67 (-3)	Scott Hoch 135 (-5)	Fred Funk 203 (-7)
	Scott Hoch 67 (-3)	David Eger 136 (-4)	Tom Watson 205 (-5)
	Loren Roberts 67 (-3)	Des Smyth 136 (-4)	
	Mark Wiebe 67 (-3)		

CUT: There was no cut; 77 of 78 players completed 72 holes.

WEATHER: Dense morning fog delayed the start of play for 1:10 Thursday. The first round got underway at 8:30 a.m. but was suspended from 8:55-10 a.m. due to heavy fog. Mostly sunny the remainder of the day, with highs in the mid-80s. Winds SSE at 6-12 mph. Mostly cloudy Friday morning before clouds broke in the afternoon, with highs in the mid-to-upper 80s. Winds SE at 6-12 mph. Overcast

Saturday before becoming mostly sunny and warm, with highs in the low-80s. Variable winds 5-10 mph. Overcast most of Saturday morning before becoming mostly sunny, with highs in the low-80s. Variable winds at 5-10 mph. Sunny and warm Sunday, with highs in the low-to-mid 80s. Variable winds at 6-12 mph.

Player	Pos.	Score	Official Money
Loren Roberts	1	67-66-67-67	267 \$390,000.00
Tom Watson	2	69-68-68-68	273 228,800.00
Fred Funk	T3	68-69-66-71	274 171,600.00
Scott Simpson	T3	70-69-70-65	274 171,600.00
Danny Edwards	T5	68-69-71-68	276 114,400.00
D.A. Weibring	T5	70-70-68-68	276 114,400.00
Keith Fergus	T7	70-71-70-66	277 72,800.00
Scott Hoch	T7	67-68-74-68	277 72,800.00
Hale Irwin	T7	69-71-68-69	277 72,800.00
Eduardo Romero	T7	73-66-70-68	277 72,800.00
Mark Wiebe	T7	67-70-69-71	277 72,800.00
Fuzzy Zoeller	T7	73-66-70-68	277 72,800.00
Andy Bean	T13	69-71-68-70	278 48,100.00
Chip Beck	T13	68-71-73-66	278 48,100.00
David Eger	T13	69-67-70-72	278 48,100.00
Bernhard Langer	T13	70-70-70-68	278 48,100.00
Tom McKnight	T17	74-69-72-64	279 35,663.34
Bruce Vaughan	T17	71-71-70-67	279 35,663.34
Jay Haas	T17	69-71-67-72	279 35,663.33
Dana Quigley	T17	68-72-67-72	279 35,663.33
Jeff Sluman	T17	70-70-68-71	279 35,663.33
Des Smyth	T17	70-66-70-73	279 35,663.33
Don Pooley	T23	74-67-67-72	280 27,950.00
Tom Purtzer	T23	69-69-73-69	280 27,950.00
Mitch Adcock	T25	71-70-70-70	281 23,183.34
Joe Ozaki	T25	73-70-69-69	281 23,183.34
Tom Kite	T25	70-68-72-71	281 23,183.33
Massy Kuramoto	T25	72-69-67-73	281 23,183.33
Gil Morgan	T25	69-68-70-74	281 23,183.33
Bobby Wadkins	T25	72-70-73-66	281 23,183.33
Mitch Adams	T31	70-73-69-70	282 17,550.00
Walter Hall	T31	67-71-72-72	282 17,550.00
Mark McNulty	T31	72-68-73-69	282 17,550.00
Mark O'Meara	T31	74-72-71-65	282 17,550.00
Rod Spittle	T31	75-73-66-68	282 17,550.00
Denis Watson	T31	71-68-70-73	282 17,550.00
Jerry Pate	T37	74-70-67-72	283 14,560.00
Craig Stadler	T37	71-71-68-73	283 14,560.00
Lonnie Nielsen	T39	70-72-70-72	284 13,520.00

Player	Pos.	Score	Official Money
Nick Price	T39	68-71-75-70	284 \$13,520.00
Ed Dougherty	T41	70-67-73-75	285 11,700.00
Donnie Hammond	T41	75-69-70-71	285 11,700.00
Mark Johnson	T41	73-69-70-73	285 11,700.00
James Mason	T41	74-69-69-73	285 11,700.00
Curtis Strange	T41	71-70-72-72	285 11,700.00
Brad Bryant	T46	74-74-71-67	286 8,320.00
Allen Doyle	T46	70-72-72-72	286 8,320.00
R.W. Eaks	T46	67-70-73-76	286 8,320.00
David Edwards	T46	73-68-72-73	286 8,320.00
Mark James	T46	70-68-76-72	286 8,320.00
Tom Jenkins	T46	70-72-73-71	286 8,320.00
Tim Simpson	T46	71-69-74-72	286 8,320.00
Jim Thorpe	T46	72-70-71-73	286 8,320.00
Kirk Hanefeld	T54	69-75-72-71	287 5,720.00
John Harris	T54	72-74-72-69	287 5,720.00
Morris Hatafsky	T54	69-72-72-74	287 5,720.00
Mike McCullough	T54	72-72-67-76	287 5,720.00
Boonchu Ruangit	T54	75-69-73-70	287 5,720.00
Raymond Floyd	T59	73-69-72-74	288 4,810.00
Bruce Lietzke	T59	71-75-71-71	288 4,810.00
Bob Gilder	61	73-70-68-78	289 4,420.00
Vicente Fernandez	T62	74-70-74-72	290 4,030.00
Mike Reid	T62	74-68-76-72	290 4,030.00
Hugh Baiocchi	T64	73-74-72-72	291 3,380.00
Dave Eichelberger	T64	74-72-72-73	291 3,380.00
Dan Pohl	T64	73-71-75-72	291 3,380.00
Jim Ahern	T67	72-72-74-74	292 2,464.80
Ben Crenshaw	T67	74-72-78-68	292 2,464.80
Kenny Knox	T67	74-74-74-70	292 2,464.80
Wayne Levi	T67	72-72-73-75	292 2,464.80
Bruce Summerhays	T67	74-68-72-78	292 2,464.80
Bruce Fleisher	T72	79-75-69-70	293 1,898.00
Dick Mast	T72	74-75-70-74	293 1,898.00
Wayne Grady	74	72-71-73-78	294 1,716.00
Ron Streck	75	77-74-75-71	297 1,612.00
John Jacobs	T76	75-76-76-73	300 1,456.00
Tom Wargo	T76	75-74-78-73	300 1,456.00

Championship Summaries

2008



D.A. Weibring

Baltimore Country Club
(Five Farms/East Course)
Timonium, MD
Purse: \$2,600,000
October 9-12, 2008
Par: 35-35-70
Yards: 7,037

LEADERS	First Round	Second Round	Third Round
	Phil Blackmar 65 (-5)	Ben Crenshaw 133 (-7)	Nick Price..... 202 (-8)
	Bruce Fleisher 65 (-5)	Fred Funk 134 (-6)	D.A. Weibring.....203 (-7)
	Des Smyth 65 (-5)	Tom Jenkins..... 135 (-5)	Gene Jones 204 (-6)
	Fred Funk 66 (-4)	Gene Jones 135 (-5)	Jeff Sluman..... 204 (-6)
	Scott Hoch 66 (-4)	Bernhard Langer 136 (-4)	Eduardo Romero..... 205 (-5)
	Bernhard Langer 66 (-4)	John Morse 136 (-4)	
	Eduardo Romero..... 66 (-4)	Mark O'Meara 136 (-4)	
	D.A. Weibring.....67 (T8)	Nick Price..... 136 (-4)	
		D.A. Weibring.....137 (T9)	

CUT: There was no cut; 77 of 78 players completed 72 holes.

WEATHER: Beautiful weather throughout the week, with sunny skies each day and highs in the mid-70s. There were light showers Wednesday night. Winds were very light each day.

Player	Pos.	Score	Official Money
D.A. Weibring	1	67-70-66-68	271 \$390,000.00
Fred Funk	2	66-68-72-66	272 228,800.00
Ben Crenshaw	T3	67-66-74-66	273 156,000.00
Nick Price	T3	70-66-66-71	273 156,000.00
Jeff Sluman	T3	70-70-64-69	273 156,000.00
Jay Haas	6	67-70-69-68	274 104,000.00
Brad Bryant	T7	70-71-67-67	275 79,300.00
John Cook	T7	69-69-70-67	275 79,300.00
Bernhard Langer	T7	66-70-71-68	275 79,300.00
Eduardo Romero	T7	66-72-67-70	275 79,300.00
Andy Bean	T11	68-69-71-68	276 59,800.00
Tom Jenkins	T11	67-68-71-70	276 59,800.00
Gil Morgan	T13	69-70-71-67	277 49,400.00
Lonnie Nielsen	T13	70-68-70-69	277 49,400.00
Dana Quigley	T13	71-68-70-68	277 49,400.00
Mike Goodes	T16	69-70-68-71	278 42,900.00
Scott Hoch	T16	66-71-72-69	278 42,900.00
Fulton Allem	T18	69-70-70-70	279 36,660.00
Joe Ozaki	T18	69-70-67-73	279 36,660.00
Bobby Wadkins	T18	70-70-71-68	279 36,660.00
Bob Gilder	T21	70-68-71-71	280 28,166.67
Loren Roberts	T21	68-71-72-69	280 28,166.67
Scott Simpson	T21	70-67-72-71	280 28,166.67
Joey Sindelar	T21	68-73-69-70	280 28,166.67
Gene Jones	T21	69-66-69-76	280 28,166.66
Tom Kite	T21	71-69-68-72	280 28,166.66
Bruce Fleisher	T27	65-75-67-74	281 21,580.00
Hale Irwin	T27	72-71-68-70	281 21,580.00
Larry Mize	T27	70-72-71-68	281 21,580.00
Don Pooley	T27	71-73-70-67	281 21,580.00
Denis Watson	T27	67-71-71-72	281 21,580.00
Walter Hall	T32	71-69-75-67	282 16,417.15
Mike Hulbert	T32	72-71-70-69	282 16,417.15
David Eger	T32	72-70-69-71	282 16,417.14
Mark James	T32	74-70-68-70	282 16,417.14
Tom McKnight	T32	67-73-71-71	282 16,417.14
Mark O'Meara	T32	69-67-72-74	282 16,417.14
Rod Spittle	T32	69-70-69-74	282 16,417.14
Ronnie Black	T39	71-70-66-76	283 13,520.00

Player	Pos.	Score	Official Money
Larry Nelson	T39	70-70-74-69	283 \$13,520.00
Kirk Hanefeld	T41	69-72-72-71	284 12,480.00
Des Smyth	T41	65-75-72-72	284 12,480.00
Wayne Levi	T43	70-72-71-72	285 10,920.00
Tom Purtzer	T43	71-71-74-69	285 10,920.00
Leonard Thompson	T43	73-72-69-71	285 10,920.00
Mark Wiebe	T43	74-72-71-68	285 10,920.00
Chip Beck	T47	71-71-75-69	286 8,580.00
Phil Blackmar	T47	65-73-75-73	286 8,580.00
Keith Fergus	T47	73-69-78-66	286 8,580.00
Morris Hatafsky	T47	76-67-68-75	286 8,580.00
Jim Thorpe	T47	67-75-73-71	286 8,580.00
Massy Kuramoto	T52	74-70-74-69	287 6,017.15
Gary McCord	T52	70-73-71-73	287 6,017.15
David Edwards	T52	70-72-72-73	287 6,017.14
Dave Eichelberger	T52	68-74-72-73	287 6,017.14
Mark McNulty	T52	69-69-73-76	287 6,017.14
John Morse	T52	68-68-76-75	287 6,017.14
Ron Streck	T52	72-73-69-73	287 6,017.14
Allen Doyle	T59	71-73-74-71	289 4,290.00
Vicente Fernandez	T59	74-71-70-74	289 4,290.00
Donnie Hammond	T59	75-70-74-70	289 4,290.00
Gary Koch	T59	71-71-74-73	289 4,290.00
Mike McCullough	T59	75-74-70-70	289 4,290.00
Boonchu Ruangkit	T59	75-72-74-68	289 4,290.00
R.W. Eaks	T65	70-71-73-76	290 2,782.00
Wayne Grady	T65	75-74-72-69	290 2,782.00
Sandy Lyle	T65	76-71-74-69	290 2,782.00
James Mason	T65	71-72-74-73	290 2,782.00
Mike Reid	T65	75-71-72-72	290 2,782.00
Fuzzy Zoeller	T65	70-75-73-72	290 2,782.00
Bruce Lietzke	71	73-72-71-76	292 2,132.00
John Harris	72	73-75-74-71	293 1,976.00
Gary Hallberg	73	73-76-70-75	294 1,820.00
Tim Simpson	74	76-76-69-74	295 1,716.00
Danny Edwards	75	72-77-73-75	297 1,612.00
Bruce Vaughan	76	73-81-72-73	299 1,508.00
Mitch Adcock	77	78-74-76-76	304 1,404.00



Jay Haas

Baltimore Country Club
(Five Farms/East Course)
Timonium, MD
Purse: \$2,700,000
October 1-4, 2009
Par: 35-35-70
Yards: 6,890

LEADERS First Round

Lonnie Nielsen.....65 (-5)
Jay Haas.....66 (-4)
 Tom Watson.....66 (-4)
 Sandy Lyle.....67 (-3)

Second Round

Tom Watson.....134 (-6)
Jay Haas.....135 (-5)
 Craig Stadler.....135 (-5)
 Bob Tway.....135 (-5)
 Mark Wiebe.....135 (-5)

Third Round

Tom Watson.....198 (-12)
 John Cook.....202 (-8)
 Loren Roberts.....202 (-8)
 Mark Wiebe.....202 (-8)
Jay Haas.....203 (-7)

CUT: There was no cut; 76 of 78 players completed 72 holes.

WEATHER: A mix of sun and clouds early in the week, with scattered showers Monday afternoon. Early week highs were in the mid-to-upper 60s. Sunny and breezy Thursday, with temperatures ranging from the low-40s in the morning to the mid-60s in the afternoon. Winds W at 5-15 mph. Mostly cloudy Friday, with light and variable

winds and high in the low-70s. Brief showers before day-break Saturday before becoming partly cloudy and warmer. Highs in the mid-70s. Mostly sunny and breezy Sunday. Highs near 70 and W winds at 10-15 mph. Gusts reached 25 mph.

Player	Pos.	Score	Official Money
Jay Haas	1	66-70-67-64	267 \$405,000.00
Tom Watson	2	66-68-64-70	268 237,600.00
Loren Roberts	T3	70-67-65-71	273 178,200.00
Mark Wiebe	T3	69-67-66-71	273 178,200.00
John Cook	T5	69-68-65-72	274 118,800.00
Bernhard Langer	T5	72-65-69-68	274 118,800.00
Phil Blackmar	T7	71-70-64-70	275 91,800.00
Fred Funk	T7	71-68-69-67	275 91,800.00
Mark O'Meara	T9	70-69-68-69	276 67,500.00
Nick Price	T9	69-69-69-69	276 67,500.00
Mike Reid	T9	68-72-68-68	276 67,500.00
Tim Simpson	T9	69-69-69-69	276 67,500.00
Keith Fergus	T13	70-69-69-69	277 52,650.00
Morris Hatalasky	T13	70-69-66-72	277 52,650.00
Andy Bean	T15	69-73-65-71	278 40,770.00
Jay Don Blake	T15	70-70-70-68	278 40,770.00
Dan Forsman	T15	68-72-68-70	278 40,770.00
Gary Hallberg	T15	74-68-69-67	278 40,770.00
Hale Irwin	T15	72-67-68-71	278 40,770.00
Gene Jones	T15	71-68-67-72	278 40,770.00
Joey Sindelar	T15	69-71-70-68	278 40,770.00
Mark James	T22	69-71-68-71	279 30,510.00
Lonnie Nielsen	T22	65-73-70-71	279 30,510.00
David Eger	T24	70-74-69-67	280 24,685.72
David Frost	T24	71-76-66-67	280 24,685.72
Larry Nelson	T24	72-69-68-71	280 24,685.72
Ronnie Black	T24	72-68-67-73	280 24,685.71
Mike Goodes	T24	70-69-68-73	280 24,685.71
Jeff Sluman	T24	74-68-66-72	280 24,685.71
Fuzzy Zoeller	T24	69-72-67-72	280 24,685.71
Sandy Lyle	T31	67-73-66-75	281 19,440.00
Eduardo Romero	T31	68-74-69-70	281 19,440.00
Bob Tway	T31	68-68-73-72	281 19,440.00
Olin Browne	T34	70-72-71-69	282 17,010.00
Don Pooley	T34	72-71-71-68	282 17,010.00
Bruce Vaughan	T34	72-68-71-71	282 17,010.00
Chip Beck	T37	72-71-68-72	283 14,580.00
Robin Freeman	T37	71-69-73-70	283 14,580.00
Scott Simpson	T37	69-71-71-72	283 14,580.00

Player	Pos.	Score	Official Money
Robert L. Thompson	T37	69-75-68-71	283 \$14,580.00
Fulton Allem	T41	69-70-69-76	284 12,960.00
Russ Cochran	T41	75-71-69-69	284 12,960.00
Allen Doyle	T43	72-70-71-72	285 11,340.00
R.W. Eaks	T43	73-75-69-68	285 11,340.00
Joe Ozaki	T43	71-68-74-72	285 11,340.00
Tom Purtzer	T43	71-73-69-72	285 11,340.00
Kirk Hanefeld	T47	74-69-70-73	286 8,640.00
Tom Kite	T47	74-69-72-71	286 8,640.00
James Mason	T47	77-70-70-69	286 8,640.00
Larry Mize	T47	70-73-70-73	286 8,640.00
Jerry Pate	T47	77-67-72-70	286 8,640.00
Craig Stadler	T47	71-65-70-80	286 8,640.00
Brad Bryant	T53	73-73-71-70	287 6,210.00
Bruce Lietzke	T53	74-68-69-76	287 6,210.00
Blaine McCallister	T53	72-70-73-72	287 6,210.00
Gil Morgan	T53	71-71-74-71	287 6,210.00
Jim Thorpe	T53	72-72-70-73	287 6,210.00
Bruce Summerhays	T58	76-68-69-75	288 5,265.00
Hal Sutton	T58	74-72-68-74	288 5,265.00
Bob Gilder	T60	71-69-70-79	289 4,725.00
John Morse	T60	71-74-72-72	289 4,725.00
Walter Hall	T62	73-71-74-72	290 4,050.00
Mark W. Johnson	T62	73-76-68-73	290 4,050.00
Des Smyth	T62	72-74-74-70	290 4,050.00
Ben Crenshaw	T65	75-71-69-76	291 3,105.00
John Harris	T65	71-74-71-75	291 3,105.00
Chris Starkjohann	T65	74-71-70-76	291 3,105.00
Steve Thomas	T65	75-74-69-73	291 3,105.00
Donnie Hammond	T69	79-67-71-75	292 2,457.00
Tom McKnight	T69	76-69-75-72	292 2,457.00
Tom Jenkins	71	72-75-72-75	294 2,214.00
Denis Watson	72	76-71-74-76	297 2,052.00
Bobby Wadkins	73	72-72-75-80	299 1,890.00
Mike Hulbert	74	79-73-71-80	303 1,782.00
Mike McCullough	75	73-78-74-79	304 1,674.00
Wayne Grady	76	81-70-74-81	306 1,566.00
Bruce Fleisher	WD	69-69	
D.A. Weibring	WD	74	

Championship Summaries

2010



Mark O'Meara

TPC Potomac at Avenel Farm Potomac, MD
Purse: \$2,700,000
October 7-10, 2010
Par: 35-35-70
Yards: 7,136

LEADERS First Round

Tom Kite.....	67 (-3)
Michael Allen.....	68 (-2)
Mark O'Meara...	68 (-2)
Joe Ozaki	68 (-2)
Russ Cochran	70 (E)
Trevor Dodds.....	70 (E)
David Peoples	70 (E)
Loren Roberts.....	70 (E)
Eduardo Romero.....	70 (E)
Jeff Sluman.....	70 (E)

Second Round

Russ Cochran.....	134 (-6)
Michael Allen.....	135 (-5)
Mark O'Meara.	136 (-4)
Tom Kite.....	137 (-3)
Jeff Sluman.....	137 (-3)

Third Round

Mark O'Meara.	205 (-5)
Michael Allen.....	207 (-3)
Russ Cochran.....	207 (-3)
Loren Roberts.....	207 (-3)
Joe Ozaki	208 (-2)

CUT: There was no cut; 75 of 78 players completed 72 holes.

WEATHER: Mostly cloudy early in the week, with occasional showers Monday and Wednesday with highs only in the mid-to-upper 50s each day. Thursday was sunny and breezy, with highs in the low-to-mid 70s. Winds WNW at 10-15 mph, with gusts to 25 mph. Sunny and warmer Friday, with highs in the upper 70s. Saturday and Sunday were sunny and pleasant, with highs in the low-to-mid-80s.

Winds variable at 5-10 mph. Lift, clean and place rules were in effect Thursday, as well as on holes 10 and 11 Friday.

Player	Pos.	Score	Official Money
Mark O'Meara	1	68-68-69-68	273 \$405,000.00
(Won with a par-4 on the first playoff hole)			
Michael Allen	2	68-67-72-66	273 237,600.00
Loren Roberts	3	70-69-68-68	275 194,400.00
Jeff Sluman	4	70-67-73-66	276 162,000.00
Russ Cochran	T5	70-64-73-70	277 118,800.00
Joe Ozaki	T5	68-72-68-69	277 118,800.00
Mike Reid	7	73-68-68-70	279 97,200.00
Jim Rutledge	8	71-72-70-67	280 86,400.00
Bernhard Langer	T9	71-73-70-67	281 72,900.00
Joey Sindelar	T9	76-67-69-69	281 72,900.00
Olin Browne	T11	71-71-69-71	282 55,620.00
Bob Gilder	T11	72-69-72-69	282 55,620.00
Mark James	T11	73-71-68-70	282 55,620.00
Tim Simpson	T11	72-69-68-73	282 55,620.00
Denis Watson	T11	74-70-68-70	282 55,620.00
Fred Funk	T16	72-71-68-72	283 41,917.50
Tom Kite	T16	67-70-73-73	283 41,917.50
James Mason	T16	71-70-73-69	283 41,917.50
Peter Senior	T16	72-73-69-69	283 41,917.50
Jay Haas	T20	72-70-72-71	285 33,480.00
David Peoples	T20	70-71-68-76	285 33,480.00
D.A. Weibring	T20	72-71-73-69	285 33,480.00
Trevor Dodds	T23	70-72-73-71	286 29,025.00
Ted Schulz	T23	72-72-74-68	286 29,025.00
Bobby Clampett	T25	74-73-67-73	287 24,075.00
Dan Forsman	T25	75-76-70-66	287 24,075.00
Robin Freeman	T25	72-71-70-74	287 24,075.00
David Frost	T25	73-72-73-69	287 24,075.00
Gary Hallberg	T25	76-69-70-72	287 24,075.00
Chien-Soon Lu	T25	75-78-67-67	287 24,075.00
Mike Goodes	T31	72-68-74-74	288 19,845.00
Morris Hatafsky	T31	72-71-75-70	288 19,845.00
Jay Don Blake	T33	71-68-78-72	289 17,010.00
Keith Clearwater	T33	71-71-72-75	289 17,010.00
Larry Mize	T33	78-71-70-70	289 17,010.00
Eduardo Romero	T33	70-72-78-69	289 17,010.00
Mark Wiebe	T33	72-76-71-70	289 17,010.00
Steve Haskins	T38	73-76-72-69	290 14,310.00
Bob Tway	T38	76-75-70-69	290 14,310.00

Player	Pos.	Score	Official Money
Bruce Vaughan	T38	77-67-71-75	290 \$14,310.00
Hale Irwin	T41	74-71-72-74	291 12,960.00
Blaine McCallister	T41	76-70-73-72	291 12,960.00
Phil Blackmar	T43	73-74-75-70	292 11,340.00
Kirk Hanefeld	T43	72-76-71-73	292 11,340.00
Dave Rummells	T43	71-71-78-72	292 11,340.00
Scott Simpson	T43	75-72-68-77	292 11,340.00
Ronnie Black	T47	78-70-73-72	293 8,910.00
R.W. Eaks	T47	73-74-75-71	293 8,910.00
Tom Jenkins	T47	73-77-70-73	293 8,910.00
Gene Jones	T47	73-71-72-77	293 8,910.00
Tom Purtzer	T47	76-73-73-71	293 8,910.00
Chip Beck	T52	78-73-69-74	294 6,534.00
John Harris	T52	76-72-71-75	294 6,534.00
John Morse	T52	71-76-74-73	294 6,534.00
John Ross	T52	74-73-74-73	294 6,534.00
Bobby Wadkins	T52	76-72-75-71	294 6,534.00
Fulton Allem	T57	75-71-74-75	295 5,130.00
Tommy Armour III	T57	73-73-75-74	295 5,130.00
Bill Glasson	T57	78-74-69-74	295 5,130.00
Corey Pavin	T57	76-70-75-74	295 5,130.00
Don Pooley	T57	74-73-77-71	295 5,130.00
Keith Fergus	T62	74-74-76-72	296 4,185.00
J.L. Lewis	T62	78-72-74-72	296 4,185.00
Wayne Levi	64	75-76-77-69	297 3,780.00
John Cook	65	78-72-75-74	299 3,510.00
Tom Watson	66	74-78-72-76	300 3,240.00
Sandy Lyle	T67	73-78-76-74	301 2,835.00
Jim Roy	T67	76-71-73-81	301 2,835.00
Larry Nelson	T69	74-77-78-73	302 2,457.00
Fuzzy Zoeller	T69	83-71-76-72	302 2,457.00
Brad Bryant	71	73-75-71-86	305 2,214.00
Mike McCullough	72	80-77-74-75	306 2,052.00
Mike Hulbert	73	77-78-77-75	307 1,890.00
Walter Hall	74	75-77-77-81	310 1,782.00
Leonard Thompson	75	82-76-80-78	316 1,674.00
Mark Calcavecchia	WD	81-72	
Fred Couples	WD	78	
Hal Sutton	WD		

Championship Summaries

2011



Fred Couples

Westchester CC - West
Harrison, NY
Purse: \$2,700,000
August 15-21
Par: 36-35-71
Yards: 6,980

LEADERS	First Round	Second Round	Third Round
	Jeff Sluman.....65 (-6)	Fred Couples ..134 (-8)	Fred Couples 202 (-11)
	Peter Senior.....66 (-5)	Peter Senior.....135 (-7)	John Cook.....203 (-10)
	Gary Hallberg.....66 (-5)	Corey Pavin.....136 (-6)	Peter Senior.....203 (-10)
	Jay Haas.....67 (-4)	John Cook.....137 (-5)	Corey Pavin.....205 (-8)
	Corey Pavin.....67 (-4)	Mark O'Meara.....138 (-4)	Tommy Armour III.....207 (-6)
	Michael Allen.....67 (-4)	Jeff Sluman.....138 (-4)	Mark Calcavecchia.....207 (-6)
	Fred Couples68 (-3)	Morris Hatalsky....138 (-4)	Tom Lehman.....207 (-6)
	Mark O'Meara.....68 (-3)		Mark O'Meara.....207 (-6)
	Tommy Armour III...68 (-3)		Jeff Sluman.....207 (-6)
	Russ Cochran.....68 (-3)		

CUT: There was no cut; 77 of 78 players completed 72 holes.

WEATHER: More than four inches of rain fell Sunday prior to the start of tournament week. Thursday: Partly cloudy, with a light rain for about 40 minutes in the morning. SW winds in the afternoon at 5-15 mph. Friday: Sunny and humid, with SSE winds at 5-10 mph. A quarter-inch of rain fell that night. Saturday: Sunny and humid, with WNW

winds at 5-10 mph. Sunday: Tee times were moved up and players went off both the first and 10th tees beginning at 8 a.m. Partial sunshine in the morning with SW winds at 5-15 mph with gusts to 20 mph after the suspension. A thunderstorm suspended play from 11:52 a.m.-1:45 p.m. Lift, clean and place rules in effect for all four rounds of the championship.

Player	Pos.	Score	Official Money
Fred Couples	1	68-66-68-71	273 \$405,000.00
(Won with a birdie on the third playoff hole)			
John Cook	2	69-68-66-70	273 237,600.00
Peter Senior	3	66-69-68-71	274 194,400.00
Tom Lehman	4	73-67-67-68	275 162,000.00
Mark O'Meara	5	68-70-69-69	276 129,600.00
Tommy Armour III	T6	68-72-67-70	277 83,700.00
Chip Beck	T6	73-70-69-65	277 83,700.00
John Huston	T6	72-70-68-67	277 83,700.00
Bernhard Langer	T6	71-73-66-67	277 83,700.00
Jeff Sluman	T6	65-73-69-70	277 83,700.00
Hal Sutton	T6	73-68-67-69	277 83,700.00
Mark Calcavecchia	12	69-71-67-71	278 59,400.00
Jay Don Blake	T13	69-73-68-69	279 52,650.00
Kenny Perry	T13	73-70-69-67	279 52,650.00
Brad Bryant	T15	71-70-72-67	280 47,250.00
Russ Cochran	T15	68-71-70-71	280 47,250.00
Michael Allen	T17	67-73-71-70	281 37,035.00
Olin Browne	T17	70-71-67-73	281 37,035.00
Tom Kite	T17	71-68-72-70	281 37,035.00
Corey Pavin	T17	67-69-69-76	281 37,035.00
Bob Tway	T17	71-72-67-71	281 37,035.00
Mark Wiebe	T17	69-71-68-73	281 37,035.00
Phil Blackmar	T23	71-68-71-72	282 27,054.00
David Eger	T23	70-72-69-71	282 27,054.00
Gary Hallberg	T23	66-75-68-73	282 27,054.00
Steve Lowery	T23	76-68-68-70	282 27,054.00
Ted Schulz	T23	71-72-71-68	282 27,054.00
Mark McNulty	T28	70-70-72-71	283 21,870.00
Joe Ozaki	T28	75-72-65-71	283 21,870.00
Loren Roberts	T28	73-73-67-70	283 21,870.00
Tom Watson	T28	76-69-70-68	283 21,870.00
Jay Haas	T32	67-74-70-73	284 17,820.00
Tom Jenkins	T32	73-73-71-67	284 17,820.00
Chien Soon Lu	T32	75-71-67-71	284 17,820.00
Jim Rutledge	T32	74-71-72-67	284 17,820.00
Bruce Vaughan	T32	74-71-67-72	284 17,820.00
Morris Hatalsky	T37	71-67-75-72	285 14,850.00
David Peoples	T37	70-72-73-70	285 14,850.00
Bobby Wadkins	T37	73-70-68-74	285 14,850.00

Player	Pos.	Score	Official Money
Bobby Clampett	T40	70-77-69-70	286 \$12,690.00
Trevor Dodds	T40	75-67-69-75	286 12,690.00
Bob Gilder	T40	76-71-72-67	286 12,690.00
Eduardo Romero	T40	77-68-70-71	286 12,690.00
Joey Sindelar	T40	71-76-72-67	286 12,690.00
Mark Brooks	T45	73-71-71-72	287 9,720.00
Keith Fergus	T45	73-74-68-72	287 9,720.00
Bill Glasson	T45	72-70-69-76	287 9,720.00
Hale Irwin	T45	73-74-68-72	287 9,720.00
Lonnie Nielsen	T45	73-70-71-73	287 9,720.00
Scott Simpson	T45	73-67-75-72	287 9,720.00
Nick Price	T51	69-72-71-76	288 7,290.00
Lee Rinker	T51	75-72-72-69	288 7,290.00
D.A. Weibring	T51	70-77-68-73	288 7,290.00
Robert Thompson	54	72-71-72-74	289 6,480.00
David Frost	T55	76-67-71-76	290 5,805.00
Mike Goodes	T55	73-69-73-75	290 5,805.00
Steve Pate	T55	70-73-73-74	290 5,805.00
Jim Thorpe	T55	75-74-68-73	290 5,805.00
Craig Stadler	59	78-71-69-73	291 5,130.00
Wayne Levi	T60	74-73-71-74	292 4,455.00
James Mason	T60	74-75-70-73	292 4,455.00
Larry Nelson	T60	75-71-72-74	292 4,455.00
Tim Simpson	T60	70-76-74-72	292 4,455.00
Keith Clearwater	T64	70-76-72-75	293 3,375.00
J.L. Lewis	T64	73-78-70-72	293 3,375.00
Tom Purtzer	T64	70-75-72-76	293 3,375.00
Mike Reid	T64	75-77-67-74	293 3,375.00
Brad Faxon	T68	77-73-72-72	294 2,457.00
Dan Forsman	T68	75-76-71-72	294 2,457.00
Jim Gallagher, Jr.	T68	73-75-74-72	294 2,457.00
Steve Haskins	T68	73-78-70-73	294 2,457.00
Ben Crenshaw	T72	73-77-75-71	296 1,971.00
Peter Jacobsen	T72	72-73-75-76	296 1,971.00
Rod Spittle	74	74-73-74-76	297 1,782.00
Bruce Fleisher	T75	72-73-77-76	298 1,620.00
Fuzzy Zoeller	T75	74-71-73-80	298 1,620.00
John Morse	77	78-74-73-74	299 1,458.00
Gil Morgan	WD		

Championship Summaries

2012



Joe Daley

Fox Chapel Golf Club
Pittsburgh, PA
Purse: \$2,700,000
June 25-July 1
Par: 35-35-70
Yards: 6,710

LEADERS First Round

Bruce Vaughan 64 (-6)
 Fred Funk 65 (-5)
 Michael Allen 66 (-4)
 Fred Couples 66 (-4)
Joe Daley 66 (-4)
 Tom Lehman 66 (-4)

Second Round

Fred Couples 129 (-11)
Joe Daley 130 (-10)
 Tom Lehman 133 (-7)
 Michael Allen 134 (-6)
 Jay Don Blake 134 (-6)
 Mark Calcavecchia 134 (-6)
 Bill Glasson 134 (-6)

Third Round

Mark Calcavecchia 198 (-12)
Joe Daley 198 (-12)
 Fred Couples 199 (-11)
 Tom Lehman 199 (-11)
 Jeff Freeman 200 (-10)


CUT: There was no cut; 80 of 81 players completed 72 holes.

WEATHER: Thursday: Temperatures reached the mid-to-upper 90s. Friday: The heat index reached 107 degrees. Thunderstorms moved through the area in the evening, but rainfall at the course was minimal. Saturday: Mostly cloudy and pleasant in the morning before becoming sunny and warmer in the afternoon, with highs near 90.

Sunny and warm again Sunday, with highs in the mid-90s.

Player	Pos.	Score	Official Money
Joe Daley	1	66-64-68-68	266 \$405,000.00
Tom Lehman	2	66-67-66-69	268 237,600.00
Olin Browne	3	73-62-69-65	269 194,400.00
Mark Calcavecchia	T4	69-65-64-72	270 144,450.00
Fred Couples	T4	66-63-70-71	270 144,450.00
Bill Glasson	T6	67-67-68-69	271 102,600.00
Kirk Triplett	T6	71-69-65-66	271 102,600.00
Kenny Perry	8	68-69-67-68	272 86,400.00
Michael Allen	T9	66-68-70-69	273 72,900.00
Fred Funk	T9	65-72-64-72	273 72,900.00
Jeff Freeman	11	70-65-65-74	274 64,800.00
Chien Soon Lu	T12	74-67-67-67	275 56,700.00
Willie Wood	T12	70-66-70-69	275 56,700.00
Roger Chapman	T14	70-68-66-72	276 44,550.00
Mike Goodes	T14	74-67-68-67	276 44,550.00
Steve Lowery	T14	73-69-67-67	276 44,550.00
Jim Rutledge	T14	74-69-67-66	276 44,550.00
Bruce Vaughan	T14	64-74-67-71	276 44,550.00
Mark Wiebe	T14	71-73-64-68	276 44,550.00
Jay Don Blake	T20	69-65-73-70	277 29,396.25
Brad Bryant	T20	69-76-64-68	277 29,396.25
John Cook	T20	74-67-68-68	277 29,396.25
Jay Haas	T20	71-69-66-71	277 29,396.25
Morris Hatafsky	T20	71-67-69-70	277 29,396.25
Steve Pate	T20	68-69-68-72	277 29,396.25
Corey Pavin	T20	70-70-70-67	277 29,396.25
Tom Watson	T20	70-67-69-71	277 29,396.25
Mark Brooks	T28	73-71-70-64	278 22,950.00
David Frost	T28	71-69-68-70	278 22,950.00
Russ Cochran	T30	71-71-69-68	279 18,258.75
Joel Edwards	T30	73-66-70-70	279 18,258.75
David Eger	T30	70-68-70-71	279 18,258.75
Hale Irwin	T30	72-68-72-67	279 18,258.75
Tom Jenkins	T30	73-71-65-70	279 18,258.75
Sandy Lyle	T30	73-69-67-70	279 18,258.75
Larry Mize	T30	70-65-70-74	279 18,258.75
Gil Morgan	T30	70-71-71-67	279 18,258.75
Brad Faxon	T38	69-73-70-68	280 13,770.00
P.H. Horgan III	T38	72-68-69-71	280 13,770.00
Loren Roberts	T38	70-73-66-71	280 13,770.00
Peter Senior	T38	69-73-66-72	280 13,770.00

Player	Pos.	Score	Official Money
Rod Spittle	T38	68-74-68-70	280 \$13,770.00
Bobby Clampett	T43	68-72-69-72	281 11,340.00
Gary Hallberg	T43	71-74-66-70	281 11,340.00
Steve Jones	T43	72-66-70-73	281 11,340.00
Jeff Sluman	T43	73-68-68-72	281 11,340.00
Jeff Hart	47	70-73-67-72	282 9,990.00
Jim Carter	T48	74-66-67-76	283 8,640.00
Gene Jones	T48	76-70-65-72	283 8,640.00
Larry Nelson	T48	72-72-68-71	283 8,640.00
Tom Purtzer	T48	69-73-71-70	283 8,640.00
Tom Kite	52	71-68-74-71	284 7,290.00
Phil Blackmar	T53	72-73-68-72	285 6,210.00
Dick Mast	T53	79-70-70-66	285 6,210.00
Greg Norman	T53	67-74-73-71	285 6,210.00
Jim Thorpe	T53	67-70-77-71	285 6,210.00
Bob Tway	T53	72-72-70-71	285 6,210.00
Ted Schulz	T58	69-72-73-72	286 5,265.00
Hal Sutton	T58	74-68-76-68	286 5,265.00
Bob Gilder	T60	73-73-74-67	287 4,725.00
Bobby Wadkins	T60	75-71-68-73	287 4,725.00
Chip Beck	T62	71-71-71-75	288 4,050.00
Peter Jacobsen	T62	71-73-69-75	288 4,050.00
David Peoples	T62	70-71-75-72	288 4,050.00
Bruce Fleisher	T65	73-77-69-70	289 3,375.00
Lonnie Nielsen	T65	71-75-66-77	289 3,375.00
Craig Stadler	67	70-70-72-78	290 2,970.00
Tommy Armour III	T68	74-67-74-77	292 2,538.00
Jim Gallagher, Jr.	T68	73-69-72-78	292 2,538.00
Jerry Pate	T68	75-74-74-69	292 2,538.00
Dan Forsman	T71	75-73-69-76	293 2,052.00
John Huston	T71	74-67-71-81	293 2,052.00
Eduardo Romero	T71	73-70-71-79	293 2,052.00
Andy Bean	T74	74-71-73-77	295 1,728.00
Scott Simpson	T74	72-76-78-69	295 1,728.00
Andrew Magee	76	71-75-76-74	296 1,566.00
Mark McNulty	77	76-75-73-74	298 1,458.00
Ben Crenshaw	78	74-78-71-76	299 1,350.00
Wayne Levi	79	80-75-74-76	305 1,242.00
Tony Jacklin	80	81-80-78-81	320 1,161.00
D.A. Weibring	W/D	73-69	142



Kenny Perry

Championship Summaries

Fox Chapel Golf Club
Pittsburgh, PA
Purse: \$2,700,000
June 24-30
Par: 35-35-70
Yards: 6,710

LEADERS First Round

John Huston	65 (-5)
Russ Cochran	66 (-4)
Fred Couples	66 (-4)
Fred Funk	66 (-4)
Duffy Waldorf	66 (-4)
Kenny Perry	71 (1)

Second Round

Fred Couples	128 (-12)
John Huston	132 (-8)
Jeff Hart	133 (-7)
Duffy Waldorf	133 (-7)
Mark O'Meara	134 (-6)
Kenny Perry ...	134 (-6)

Third Round

Fred Couples	195 (-15)
Kenny Perry .197	(-13)
Duffy Waldorf	199 (-11)
Mike Goodes	200 (-10)
John Huston	200 (-10)

CUT: There was no cut; 80 of 81 players completed 72 holes.

WEATHER: Thursday: Mostly cloudy, with morning showers that delayed the start of play from 7:29 a.m.-12:20 p.m. Officials used a two-tee start when play began. Friday: The weather pushed tee times back until 8:50 a.m., again using a two-tee start. A mix of sun and clouds, with occasional light showers late in the morning. Temperatures in the upper-70s, with light SW wind at 5-10 mph. An afternoon thunderstorm moved into the area and dumped 0.5 inches

of rain on the course in a 15-minute period. Officials suspended play for the day at 1:49 p.m. as the golf course was unplayable. Sixty-six players were still on the course at the time of the suspension. Saturday: The second round resumed at 8 a.m. and was completed at 9:55 a.m. Mostly sunny in the afternoon before becoming partly cloudy late in the day. Highs were in the upper-70s, with SW wind at 5-10 p.m. Sunday: Partly cloudy, with highs near 80 and light SW wind at 5-10 mph. Preferred lies were used each day of the competition.

Player	Pos.	Score	Official Money
Kenny Perry	1	71-63-63-64	261 \$405,000.00
Fred Couples	T2	66-62-67-68	263 216,000.00
Duffy Waldorf	T2	66-67-66-64	263 216,000.00
Michael Allen	T4	67-68-68-65	268 144,450.00
John Huston	T4	65-67-68-68	268 144,450.00
Jeff Hart	T6	68-65-70-67	270 102,600.00
Morris Hatalesky	T6	70-67-66-67	270 102,600.00
Bernhard Langer	8	72-69-63-67	271 86,400.00
Mark Calcavecchia	T9	68-68-66-70	272 64,800.00
Bill Glasson	T9	69-67-70-66	272 64,800.00
Colin Montgomerie	T9	69-70-68-65	272 64,800.00
Corey Pavin	T9	71-65-67-69	272 64,800.00
Peter Senior	T9	69-69-68-66	272 64,800.00
Mike Goodes	T14	67-68-65-73	273 49,950.00
Tom Pernice Jr.	T14	67-71-71-64	273 49,950.00
Tom Lehman	T16	68-68-69-69	274 44,550.00
Jeff Sluman	T16	72-69-67-66	274 44,550.00
Roger Chapman	T18	69-69-69-68	275 36,720.00
Fred Funk	T18	66-69-69-71	275 36,720.00
Chien Soon Lu	T18	72-66-70-67	275 36,720.00
Rod Spittle	T18	69-68-70-68	275 36,720.00
Sandy Lyle	T22	70-69-71-66	276 30,510.00
Rocco Mediate	T22	70-69-68-69	276 30,510.00
Steve Elkington	T24	68-69-70-70	277 27,000.00
Larry Mize	T24	68-71-71-67	277 27,000.00
Hal Sutton	T24	69-71-67-70	277 27,000.00
David Frost	T27	68-68-73-69	278 21,445.72
Tom Kite	T27	74-68-67-69	278 21,445.72
Tom Watson	T27	72-69-71-66	278 21,445.72
Jay Haas	T27	69-72-68-69	278 21,445.71
Jim Rutledge	T27	74-71-68-65	278 21,445.71
Esteban Toledo	T27	75-69-69-65	278 21,445.71
Bruce Vaughan	T27	71-66-71-70	278 21,445.71
Chip Beck	T34	68-72-69-70	279 17,415.00
Joe Daley	T34	71-69-69-70	279 17,415.00
Jay Don Blake	T36	73-67-73-67	280 15,795.00
John Cook	T36	70-69-70-71	280 15,795.00
Bart Bryant	38	70-67-72-72	281 14,850.00
Mark Brooks	T39	71-68-69-74	282 12,420.00
Joel Edwards	T39	67-70-72-73	282 12,420.00
Scott Hoch	T39	68-74-69-71	282 12,420.00

Player	Pos.	Score	Official Money
Peter Jacobsen	T39	69-71-69-73	282 \$12,420.00
Dick Mast	T39	72-72-68-70	282 12,420.00
Mark Mouland	T39	70-71-76-65	282 12,420.00
Mark O'Meara	T39	68-66-75-73	282 12,420.00
Bob Tway	T39	70-71-70-71	282 12,420.00
David Eger	T47	70-70-68-75	283 8,910.00
Jim Gallagher, Jr.	T47	67-74-72-70	283 8,910.00
Steve Lowery	T47	71-71-68-73	283 8,910.00
Gene Sauers	T47	69-69-73-72	283 8,910.00
Willie Wood	T47	70-70-74-69	283 8,910.00
Brad Faxon	T52	71-74-70-69	284 6,682.50
Dan Forsman	T52	70-73-70-71	284 6,682.50
Steve Jones	T52	70-68-71-75	284 6,682.50
Mark McNulty	T52	73-70-74-67	284 6,682.50
Loren Roberts	56	73-71-75-66	285 5,940.00
Tom Byrum	T57	70-75-71-70	286 5,400.00
Steve Pate	T57	70-74-72-70	286 5,400.00
Scott Simpson	T57	73-72-67-74	286 5,400.00
Jeff Freeman	T60	71-71-74-71	287 3,915.00
Barry Lane	T60	77-67-72-71	287 3,915.00
Andrew Magee	T60	71-73-71-72	287 3,915.00
Gil Morgan	T60	71-75-69-72	287 3,915.00
Larry Nelson	T60	76-68-73-70	287 3,915.00
Mike Reid	T60	71-73-72-71	287 3,915.00
Kirk Triplett	T60	74-68-73-72	287 3,915.00
Mark Wiebe	T60	71-75-72-69	287 3,915.00
Hale Irwin	T68	72-71-76-69	288 2,538.00
Tom Jenkins	T68	77-72-68-71	288 2,538.00
David Peoples	T68	72-74-73-69	288 2,538.00
Bobby Clampett	T71	68-73-74-74	289 2,052.00
Bob Gilder	T71	72-72-69-76	289 2,052.00
Gary Hallberg	T71	72-74-73-70	289 2,052.00
Kohki Idoki	T74	75-72-70-73	290 1,674.00
Nick Price	T74	72-70-75-73	290 1,674.00
Tom Purtzer	T74	73-73-74-70	290 1,674.00
Craig Stadler	77	70-69-76-76	291 1,458.00
Wayne Levi	78	76-71-76-70	293 1,350.00
Joey Sindelar	79	72-77-71-74	294 1,242.00
Ben Crenshaw	80	74-80-77-74	305 1,161.00
Russ Cochran	W/D	66-69	135

Championship Summaries

2014



Bernhard Langer

Fox Chapel Golf Club
Pittsburgh, PA
Purse: \$2,700,000
June 23-29
Par: 35-35-70
Yards: 6,696

LEADERS	First Round	Second Round	Third Round
	Joe Durant 64 (-6)	Bernhard Langer 129 (-11)	Bernhard Langer 195 (-15)
	David Frost 64 (-6)	Doug Garwood 131 (-9)	Kenny Perry 198 (-12)
	Doug Garwood 64 (-6)	Bill Glasson 131 (-9)	Russ Cochran 199 (-11)
	Olin Browne 65 (-5)	Michael Allen 132 (-8)	Joe Durant 199 (-11)
	Bart Bryant 65 (-5)	Joe Durant 132 (-8)	Bill Glasson 199 (-11)
	Peter Fowler 65 (-5)	Mark McNulty 132 (-8)	
	Bernhard Langer 65 (-5)	John Riegger 132 (-8)	
	Larry Mize 65 (-5)		
	Steve Pate 65 (-5)		
	Corey Pavin 65 (-5)		
	Wes Short, Jr. 65 (-5)		

CUT: There was no cut; 79 of 81 players completed 72 holes.

WEATHER: Thursday: Cloudy, with highs in the upper-70s. Friday: Mostly sunny and warmer, with highs in the mid-to-upper-80s. Saturday: Mostly sunny and warm, with a high of 86. Sunday: Cloudy, with brief afternoon showers and occasional sun breaks. High reached 84. Wind variable at 5 mph.

Player	Pos.	Score	Official Money
Bernhard Langer	1	65-64-66-70	265 \$405,000.00
Jeff Sluman	2	69-67-64-65	265 237,600.00
Russ Cochran	3	70-66-63-67	266 194,400.00
Kenny Perry	4	70-63-65-69	267 160,650.00
Mark McNulty	5	66-66-71-66	269 128,250.00
Mark Brooks	T6	66-67-71-66	270 83,700.00
Joe Durant	T6	64-68-67-71	270 83,700.00
Bill Glasson	T6	67-64-68-71	270 83,700.00
Jay Haas	T6	69-70-65-66	270 83,700.00
Mark O'Meara	T6	67-66-69-68	270 83,700.00
Corey Pavin	T6	65-69-69-67	270 83,700.00
John Cook	T12	69-66-70-66	271 54,900.00
Bob Gilder	T12	70-69-69-63	271 54,900.00
John Riegger	T12	68-64-69-70	271 54,900.00
Michael Allen	T15	68-64-69-71	272 43,200.00
Marco Dawson	T15	66-68-68-70	272 43,200.00
David Frost	T15	64-71-68-69	272 43,200.00
Doug Garwood	T15	64-67-71-70	272 43,200.00
Colin Montgomerie	T15	69-69-66-68	272 43,200.00
Barry Lane	T20	66-69-68-70	273 34,290.00
Tom Lehman	T20	67-69-66-71	273 34,290.00
Bart Bryant	T22	65-70-71-68	274 27,765.00
Tom Byrum	T22	69-70-69-66	274 27,765.00
Dan Forsman	T22	69-69-69-67	274 27,765.00
Rocco Mediate	T22	67-70-69-68	274 27,765.00
Loren Roberts	T22	68-66-71-69	274 27,765.00
Kirk Triplett	T22	70-70-69-65	274 27,765.00
Tommy Armour III	T28	66-70-66-73	275 21,384.00
Jeff Brehaut	T28	70-68-67-70	275 21,384.00
Brad Bryant	T28	67-69-70-69	275 21,384.00
Larry Mize	T28	65-69-72-69	275 21,384.00
Steve Pate	T28	65-71-69-70	275 21,384.00
Billy Andrade	T33	67-71-66-72	276 18,225.00
Mike Goodes	T33	74-68-68-66	276 18,225.00
Wayne Levi	T35	71-67-68-71	277 15,862.50
Joey Sindelar	T35	70-73-68-66	277 15,862.50
Esteban Toledo	T35	71-66-68-72	277 15,862.50
Willie Wood	T35	70-72-68-67	277 15,862.50
Olin Browne	T39	65-71-71-71	278 13,230.00
Peter Fowler	T39	65-68-71-74	278 13,230.00
Steve Lowery	T39	70-73-68-67	278 13,230.00

Player	Pos.	Score	Official Money
Gene Sauers	T39	69-72-68-69	278 \$13,230.00
Peter Senior	T39	70-70-67-71	278 13,230.00
Bobby Clampett	T44	67-69-69-74	279 11,070.00
Joe Daley	T44	71-70-70-68	279 11,070.00
Wes Short, Jr.	T44	65-71-73-70	279 11,070.00
Brad Faxon	T47	68-72-66-74	280 9,450.00
John Inman	T47	70-68-71-71	280 9,450.00
Chien Soon Lu	T47	72-70-70-68	280 9,450.00
Jeff Hart	50	69-71-72-69	281 8,370.00
Rick Fehr	T51	71-70-70-71	282 7,290.00
Dick Mast	T51	69-70-69-74	282 7,290.00
Bob Tway	T51	66-78-70-68	282 7,290.00
Steve Jones	T54	72-65-74-72	283 6,075.00
Jim Rutledge	T54	72-70-74-67	283 6,075.00
Rod Spittle	T54	69-73-71-70	283 6,075.00
Bruce Vaughan	T54	71-68-73-71	283 6,075.00
Scott Dunlap	T58	74-67-70-73	284 4,995.00
Morris Hatafsky	T58	70-71-71-72	284 4,995.00
Gene Jones	T58	69-72-68-75	284 4,995.00
Hal Sutton	T58	74-70-72-68	284 4,995.00
Joel Edwards	T62	74-71-71-70	286 4,050.00
Tom Pernice Jr.	T62	72-72-69-73	286 4,050.00
Mark Wiebe	T62	74-69-72-71	286 4,050.00
Roger Chapman	T65	73-70-72-72	287 2,991.60
Anders Forsbrand	T65	72-73-75-67	287 2,991.60
Jeff Freeman	T65	74-67-71-75	287 2,991.60
Fred Funk	T65	71-70-76-70	287 2,991.60
Sandy Lyle	T65	72-73-70-72	287 2,991.60
Peter Jacobsen	70	73-71-73-71	288 2,376.00
David Eger	T71	73-68-76-73	290 2,133.00
Gary Hallberg	T71	70-75-75-70	290 2,133.00
Scott Simpson	T73	72-73-76-70	291 1,836.00
Duffy Waldorf	T73	71-76-74-70	291 1,836.00
Hale Irwin	T75	73-72-74-73	292 1,620.00
Mark Mouland	T75	71-75-71-75	292 1,620.00
Mike Reid	77	76-71-73-73	293 1,458.00
Jim Gallagher, Jr.	78	75-74-74-72	295 1,350.00
Tom Kite	79	76-76-71-76	299 1,242.00
Mark Calcavecchia	W/D	70-68-73	211
Nick Price	W/D	77-73	150

Championship Summaries

2015



Bernhard Langer

Belmont Country Club Belmont, MA
Purse: \$2,700,000
June 8-14
Par: 36-35-71
Yards: 6,812

LEADERS	First Round	Second Round	Third Round
	Bernhard Langer 65 (-6)	Bernhard Langer 130 (-12)	Bernhard Langer 197 (-16)
	Guy Boros67 (-4)	Russ Cochran134 (-8)	Russ Cochran205 (-8)
	Lee Janzen67 (-4)	Lee Janzen136 (-6)	Guy Boros206 (-7)
	Rocco Mediate67 (-4)	Jesper Parnevik136 (-6)	Jeff Hart206 (-7)
	Colin Montgomerie 68 (-3)	Steve Pate136 (-6)	Colin Montgomerie 206 (-7)
	Gene Sauers68 (-3)		Scott Verplank206 (-7)

CUT: There was no cut; 77 of 81 players completed 72 holes.

WEATHER: Thursday: Mostly sunny. High in the upper-80s and WSW wind at 10-20 mph. Friday: A mix of sun and clouds. High in the mid-80s. Wind from the SSW at 10-15 mph. Saturday: Mostly sunny. High in the low-80s and wind from the N at 10-15 mph. Sunday: A mix of sun and clouds. High near 80. ENE wind at 6-12 mph.

Player	Pos.	Score	Official Money
Bernhard Langer	1	65-65-67-68	265 \$405,000.00
Kirk Triplett	2	70-68-69-64	271 237,600.00
Russ Cochran	T3	69-65-71-69	274 161,100.00
Joe Durant	T3	70-68-69-67	274 161,100.00
Colin Montgomerie	T3	68-71-67-68	274 161,100.00
Lee Janzen	6	67-69-71-68	275 108,000.00
Billy Andrade	T7	70-71-66-69	276 86,400.00
Marco Dawson	T7	69-69-70-68	276 86,400.00
Jeff Hart	T7	70-69-67-70	276 86,400.00
Kevin Sutherland	T10	71-66-71-69	277 67,500.00
Willie Wood	T10	71-70-69-67	277 67,500.00
Olin Browne	T12	69-70-68-71	278 51,840.00
Scott Dunlap	T12	73-66-70-69	278 51,840.00
Paul Goydos	T12	73-67-69-69	278 51,840.00
Jeff Maggert	T12	71-68-71-68	278 51,840.00
Gene Sauers	T12	68-71-69-70	278 51,840.00
Jesper Parnevik	T17	70-66-72-71	279 40,500.00
Esteban Toledo	T17	69-71-67-72	279 40,500.00
Scott Verplank	T17	69-71-66-73	279 40,500.00
Bart Bryant	T20	72-70-70-68	280 30,825.00
Mark Calcavecchia	T20	69-72-68-71	280 30,825.00
Rick Gibson	T20	70-70-70-70	280 30,825.00
Tom Lehman	T20	72-68-70-70	280 30,825.00
Tom Pernice Jr.	T20	70-75-70-65	280 30,825.00
Jeff Sluman	T20	73-69-70-68	280 30,825.00
Michael Allen	T26	73-66-71-71	281 24,570.00
Woody Austin	T26	71-67-72-71	281 24,570.00
Rocco Mediate	T26	67-74-69-71	281 24,570.00
Steve Pate	T29	73-63-71-75	282 21,870.00
Loren Roberts	T29	69-69-71-73	282 21,870.00
Mark Brooks	T31	72-67-68-76	283 19,440.00
Tom Byrum	T31	72-75-68-68	283 19,440.00
Grant Waite	T31	72-71-69-71	283 19,440.00
Jeff Coston	T34	72-72-66-74	284 16,254.00
Steve Jones	T34	72-74-66-72	284 16,254.00
Kenny Perry	T34	70-69-70-75	284 16,254.00
Joey Sindelar	T34	72-70-71-71	284 16,254.00
Duffy Waldorf	T34	75-72-69-68	284 16,254.00
Guy Boros	T39	67-70-69-79	285 12,420.00
Brad Bryant	T39	73-70-71-71	285 12,420.00
Roger Chapman	T39	72-71-72-70	285 12,420.00

Player	Pos.	Score	Official Money
Brad Faxon	T39	74-64-77-70	285 \$12,420.00
Fred Funk	T39	74-74-69-68	285 12,420.00
Brian Henninger	T39	71-72-71-71	285 12,420.00
John Riegger	T39	74-69-68-74	285 12,420.00
Wes Short, Jr.	T39	74-69-70-72	285 12,420.00
John Cook	T47	78-65-75-68	286 8,370.00
Chien Soon Lu	T47	72-72-73-69	286 8,370.00
Mark Mouland	T47	71-71-70-74	286 8,370.00
Corey Pavin	T47	75-72-69-70	286 8,370.00
Mike Reid	T47	71-72-71-72	286 8,370.00
Jerry Smith	T47	73-69-71-73	286 8,370.00
Rod Spittle	T47	73-71-72-70	286 8,370.00
Jay Don Blake	T54	72-71-75-69	287 6,210.00
Barry Lane	T54	75-73-67-72	287 6,210.00
Mark McNulty	T54	78-70-68-71	287 6,210.00
Hale Irwin	T57	72-74-70-72	288 5,535.00
Mark Wiebe	T57	75-72-71-70	288 5,535.00
Jim Carter	T59	74-71-71-73	289 4,590.00
David Frost	T59	70-73-71-75	289 4,590.00
Scott Hoch	T59	70-74-71-74	289 4,590.00
John Inman	T59	73-79-70-67	289 4,590.00
Larry Mize	T59	76-72-70-71	289 4,590.00
Joe Daley	T64	72-74-75-70	291 3,375.00
Mike Goodes	T64	72-72-75-72	291 3,375.00
Gary Hallberg	T64	71-70-75-75	291 3,375.00
Sandy Lyle	T64	76-75-70-70	291 3,375.00
Jose Coceres	T68	77-71-72-72	292 2,619.00
Bob Gilder	T68	73-76-71-72	292 2,619.00
Hal Sutton	70	73-75-73-72	293 2,376.00
Dan Forsman	T71	75-72-73-75	295 2,052.00
John Huston	T71	73-78-72-72	295 2,052.00
Skip Kendall	T71	78-72-72-73	295 2,052.00
Jim Rutledge	74	78-70-74-75	297 1,782.00
Steve Lowery	75	78-78-71-71	298 1,674.00
Bob Tway	76	77-71-78-76	302 1,566.00
Wayne Levi	77	73-76-77-82	308 1,458.00
Bobby Wadkins	W/D	79-74-73	226
Tommy Armour III	W/D	72-70	142
Peter Senior	W/D	72-70	142
Mark O'Meara	W/D		



Bernhard Langer

Championship Summaries

Philadelphia Cricket Club
Philadelphia, PA
Purse: \$2,800,000
June 9-12
Par: 35-35-70
Yards: 7017

LEADERS First Round

Jay Don Blake.....68 (-2)
 Bart Bryant69 (-1)
 Brandt Jobe.....69 (-1)
 Vijay Singh.....69 (-1)
 Jeff Sluman.....69 (-1)

Second Round

Brandt Jobe.....138 (-2)
 Scott Dunlap.....139 (-1)
Bernhard Langer139 (-1)
 Jay Don Blake.....140 (E)
 Bart Bryant140 (E)
 Wes Short, Jr.....140 (E)

Third Round

Bernhard Langer208 (-2)
 Jay Don Blake.....211 (1)
 Woody Austin212 (2)
 Bart Bryant212 (2)
 Brandt Jobe.....212 (2)
 Wes Short, Jr.....212 (2)
 Jeff Sluman.....212 (2)

CUT: There was no cut; 78 of 81 players completed 72 holes.

WEATHER: Thursday: Mostly sunny, with a high of 71. Wind WNW at 10-20 mph, with gusts to 25 mph. Friday: Sunny, with a high of 74. Wind NW at 10-15 mph. Saturday: Partly cloudy and warmer, with a high of 93. Wind SSW at 5-10 mph. Sunday: Sunny and windy, with a high of 82. Wind WNW at 10-25 mph, with gusts near 40 mph.

Player	Pos.	Score	Official Money
Bernhard Langer	1	71-68-69-73	281 \$420,000.00
Joe Durant	T2	74-70-70-68	282 224,000.00
Miguel Angel Jimenez	T2	72-71-71-68	282 224,000.00
Brandt Jobe	4	69-69-74-71	283 166,600.00
Wes Short, Jr.	5	71-69-72-72	284 133,000.00
Olin Browne	6	72-72-70-71	285 112,000.00
Bart Bryant	T7	69-71-72-74	286 95,200.00
Kirk Triplett	T7	74-74-65-73	286 95,200.00
Jay Don Blake	T9	68-72-71-76	287 72,800.00
Mark Brooks	T9	71-73-69-74	287 72,800.00
Jeff Sluman	T9	69-73-70-75	287 72,800.00
Fran Quinn	12	72-75-66-75	288 61,600.00
David Frost	T13	72-70-71-76	289 47,600.00
Greg Kraft	T13	74-70-74-71	289 47,600.00
Scott McCarron	T13	71-71-75-72	289 47,600.00
Colin Montgomerie	T13	70-73-70-76	289 47,600.00
Jesper Parnevik	T13	72-73-71-73	289 47,600.00
Kenny Perry	T13	74-77-67-71	289 47,600.00
Kevin Sutherland	T13	76-71-67-75	289 47,600.00
Carlos Franco	T20	74-68-76-72	290 32,760.00
Chien Soon Lu	T20	77-71-73-69	290 32,760.00
Larry Mize	T20	79-73-68-70	290 32,760.00
Tom Pernice Jr.	T20	72-75-72-71	290 32,760.00
Loren Roberts	T20	75-72-69-74	290 32,760.00
Billy Andrade	T25	70-72-73-76	291 22,400.00
Woody Austin	T25	71-70-71-79	291 22,400.00
Jose Coceres	T25	78-72-70-71	291 22,400.00
Joe Daley	T25	74-75-73-69	291 22,400.00
Glen Day	T25	76-71-68-76	291 22,400.00
Brad Faxon	T25	76-75-70-70	291 22,400.00
John Huston	T25	74-76-68-73	291 22,400.00
Tom Lehman	T25	73-75-70-73	291 22,400.00
Steve Lowery	T25	71-71-73-76	291 22,400.00
Jerry Smith	T25	75-72-75-69	291 22,400.00
Tom Watson	T25	71-75-73-72	291 22,400.00
Tom Byrum	T36	74-67-75-76	292 14,595.00
Jim Carter	T36	77-72-71-72	292 14,595.00
Doug Garwood	T36	70-73-75-74	292 14,595.00
Brian Henninger	T36	73-74-72-73	292 14,595.00
Skip Kendall	T36	72-73-72-75	292 14,595.00
Jeff Maggert	T36	71-73-73-75	292 14,595.00

Player	Pos.	Score	Official Money
Mark O'Meara	T36	76-71-69-76	292 \$14,595.00
Duffy Waldorf	T36	73-73-72-74	292 14,595.00
Mike Goodes	T44	76-75-73-69	293 10,920.00
P.H. Horgan III	T44	78-71-72-72	293 10,920.00
Lee Janzen	T44	75-72-69-77	293 10,920.00
Esteban Toledo	T44	73-74-72-74	293 10,920.00
Willie Wood	T44	75-72-74-72	293 10,920.00
Tommy Armour III	T49	71-73-73-77	294 8,120.00
Brad Bryant	T49	74-71-75-74	294 8,120.00
John Daly	T49	76-76-70-72	294 8,120.00
Scott Dunlap	T49	70-69-76-79	294 8,120.00
Fred Funk	T49	73-72-76-73	294 8,120.00
John Cook	T54	72-72-73-78	295 5,880.00
Frank Esposito	T54	76-75-73-71	295 5,880.00
Peter Fowler	T54	77-69-72-77	295 5,880.00
Paul Goydos	T54	74-76-71-74	295 5,880.00
Jay Haas	T54	76-75-72-72	295 5,880.00
John Inman	T54	79-73-69-74	295 5,880.00
Barry Lane	T54	74-74-76-71	295 5,880.00
Roger Chapman	T61	76-75-71-74	296 4,060.00
Gary Hallberg	T61	79-70-74-73	296 4,060.00
Todd Hamilton	T61	78-74-73-71	296 4,060.00
Jeff Hart	T61	73-74-74-75	296 4,060.00
Joey Sindelar	T61	73-73-76-74	296 4,060.00
Rod Spittle	T61	76-77-71-72	296 4,060.00
Scott Parel	T67	76-72-75-74	297 2,940.00
Steve Pate	T67	75-73-77-72	297 2,940.00
Michael Allen	T69	72-74-73-79	298 2,464.00
Marco Dawson	T69	74-75-72-77	298 2,464.00
Grant Waite	T69	77-75-72-74	298 2,464.00
Sandy Lyle	T72	77-73-76-73	299 1,978.67
Bob Tway	T72	76-74-76-73	299 1,978.67
Bob Friend	T72	76-75-70-78	299 1,978.66
Peter Senior	75	76-74-75-75	300 1,736.00
Guy Boros	T76	77-76-75-73	301 1,568.00
Mark Calcavecchia	T76	76-72-76-77	301 1,568.00
Rocco Mediate	78	77-74-73-78	302 1,400.00
Vijay Singh	W/D	69-74-75	218
Tom Kite	W/D	72-77	149
Scott Hoch	W/D	84	84



Scott McCarron

Caves Valley Golf Club
Baltimore, MD
Purse: \$2,800,000
July 13-16
Par: 36-36-72
Yards: 7196

LEADERS		First Round	Second Round	Third Round
Larry Mize64	(-8)	Bernhard Langer132 (-12)
Steve Flesch65	(-7)	Corey Pavin133 (-11)
Bernhard Langer65	(-7)	Brandt Jobe134 (-10)
Corey Pavin65	(-7)	Scott McCarron135 (-9)
			Bernhard Langer198 (-18)
			Brandt Jobe199 (-17)
			Scott McCarron204 (-12)
			Corey Pavin204 (-12)

CUT: There was no cut; 78 of 78 players completed 72 holes.

WEATHER: Thursday: Mostly sunny, with highs in the mid-70s. Friday: Partly cloudy skies and calm wind, with a temperature in the low to mid 70s. Saturday: Partly cloudy skies with a high in the mid-80s and light and variable wind. Sunday: Sunny skies with a high in the upper 80s. Wind from the SW at 4-8 mph.

Player	Pos.	Score	Official Money
Scott McCarron	1	67-68-69-66	270 420,000.00
Brandt Jobe	T2	66-68-65-72	271 224,000.00
Bernhard Langer	T2	65-67-66-73	271 224,000.00
Miguel Angel Jiménez	4	68-71-67-66	272 168,000.00
Steve Flesch	5	65-73-69-68	275 134,400.00
Joe Durant	T6	72-68-70-67	277 100,800.00
Fred Funk	T6	71-70-69-67	277 100,800.00
Colin Montgomerie	T6	71-69-69-68	277 100,800.00
Stephen Ames	T9	71-70-70-67	278 67,200.00
Tommy Armour III	T9	70-71-70-67	278 67,200.00
Gene Sauers	T9	69-72-71-66	278 67,200.00
Kevin Sutherland	T9	70-72-69-67	278 67,200.00
Kirk Triplett	T9	69-71-71-67	278 67,200.00
Scott Dunlap	T14	66-71-74-68	279 49,000.00
Jay Haas	T14	70-73-68-68	279 49,000.00
Corey Pavin	T14	65-68-71-75	279 49,000.00
Tim Petrovic	T14	73-71-67-68	279 49,000.00
Paul Goydos	T18	71-73-71-65	280 37,128.00
Lee Janzen	T18	68-75-69-68	280 37,128.00
Tom Lehman	T18	71-68-71-70	280 37,128.00
Wes Short, Jr.	T18	71-73-70-66	280 37,128.00
Vijay Singh	T18	71-70-67-72	280 37,128.00
Jay Don Blake	T23	71-69-70-71	281 29,400.00
Paul Broadhurst	T23	68-71-70-72	281 29,400.00
Duffy Waldorf	T23	70-71-71-69	281 29,400.00
Doug Garwood	T26	71-74-71-66	282 24,360.00
Kenny Perry	T26	73-70-71-68	282 24,360.00
Fran Quinn	T26	71-73-69-69	282 24,360.00
Loren Roberts	T26	69-70-68-75	282 24,360.00
Esteban Toledo	T26	73-70-70-69	282 24,360.00
Mark Brooks	T31	71-69-72-71	283 19,740.00
Billy Mayfair	T31	70-71-74-68	283 19,740.00
Tom Pernice Jr.	T31	71-74-71-67	283 19,740.00
David Toms	T31	72-71-71-69	283 19,740.00
Michael Allen	T35	69-74-73-68	284 15,820.00
Michael Bradley	T35	71-68-74-71	284 15,820.00
David Frost	T35	70-74-73-67	284 15,820.00
Jeff Maggert	T35	72-71-70-71	284 15,820.00
Larry Mize	T35	64-76-73-71	284 15,820.00

Player	Pos.	Score	Official Money
Scott Parel	T35	71-71-74-68	284 15,820.00
Tom Byrum	T41	75-68-67-75	285 12,600.00
Mark Calcavecchia	T41	73-68-71-73	285 12,600.00
Glen Day	T41	69-70-73-73	285 12,600.00
Joey Sindelar	T41	68-73-73-71	285 12,600.00
Ian Woosnam	T41	67-70-75-73	285 12,600.00
Billy Andrade	T46	72-73-73-68	286 10,080.00
Woody Austin	T46	77-67-69-73	286 10,080.00
Rod Spittle	T46	71-69-75-71	286 10,080.00
Willie Wood	T46	71-72-71-72	286 10,080.00
John Daly	T50	70-73-72-72	287 7,840.00
Brian Henninger	T50	69-74-72-72	287 7,840.00
Jerry Kelly	T50	71-75-70-71	287 7,840.00
Neal Lancaster	T50	71-71-70-75	287 7,840.00
Marco Dawson	T54	73-72-73-70	288 6,020.00
Carlos Franco	T54	71-71-76-70	288 6,020.00
Greg Kraft	T54	70-73-72-73	288 6,020.00
Jesper Parnevik	T54	71-71-73-73	288 6,020.00
John Riegger	T54	75-71-72-70	288 6,020.00
Scott Verplank	T54	74-74-73-67	288 6,020.00
Jim Carter	T60	67-78-71-73	289 4,760.00
Roger Chapman	T60	73-70-74-72	289 4,760.00
Rocco Mediate	T60	72-75-71-71	289 4,760.00
Brad Bryant	T63	72-75-71-72	290 3,640.00
Mike Goodes	T63	73-76-72-69	290 3,640.00
Todd Hamilton	T63	73-70-74-73	290 3,640.00
Miguel Angel Martin	T63	77-72-72-69	290 3,640.00
Jerry Smith	T63	72-73-70-75	290 3,640.00
José María Olazábal	T68	72-74-69-76	291 2,716.00
Steve Pate	T68	74-71-73-73	291 2,716.00
Mark O'Meara	70	79-72-70-71	292 2,464.00
Olin Browne	T71	73-71-75-75	294 2,128.00
Russ Cochran	T71	76-75-71-72	294 2,128.00
Jeff Sluman	T71	73-71-73-77	294 2,128.00
Tom Kite	74	72-75-70-78	295 1,848.00
Steve Lowery	75	78-70-73-80	301 1,736.00
José Coceres	T76	76-76-76-74	302 1,568.00
Bob Tway	T76	78-75-76-73	302 1,568.00
Joe Daley	78	74-73-81-77	305 1,400.00

Championship Summaries

2018



Vijay Singh

Exmoor Country Club
Highland Park, IL
Purse: \$2,800,000
July 12-15
Par: 36-36--72
Yards: 7149

LEADERS	First Round	Second Round	Third Round
	Kenny Perry.....65 (-7)	Scott Parel.....133 (-11)	Bart Bryant200 (-16)
	Mike Small.....65 (-7)	Brandt Jobe.....134 (-10)	Jeff Maggert200 (-16)
	Bart Bryant.....66 (-6)	Jeff Maggert134 (-10)	Scott McCarron200 (-16)
	Glen Day.....66 (-6)		Vijay Singh.....201 (-15)
	Jeff Maggert.....66 (-6)		

CUT: There was no cut; 78 of 78 players completed 72 holes.

WEATHER: Thursday: Partly cloudy skies with a high in the mid-80s. Wind from the SE at 6-12 mph. Friday: Mostly sunny with a high in the upper 80s. Wind from the SSE at 8-15 mph. Saturday: Mostly cloudy with scattered showers. High in the low 80s with wind from the S at 5-10 mph. Sunday: Mostly sunny with a high in the mid-80s. Wind from the E at 8-15 mph.

Player	Pos.	Score	Official Money
Vijay Singh	1	68-67-66-67	268 420,000.00
Jeff Maggert	2	66-68-66-68	268 246,400.00
Brandt Jobe	3	67-67-70-66	270 201,600.00
Jerry Kelly	T4	69-71-67-64	271 151,200.00
Scott McCarron	T4	67-68-65-71	271 151,200.00
Bart Bryant	T6	66-69-65-72	272 95,200.00
Scott Parel	T6	67-66-70-69	272 95,200.00
Kenny Perry	T6	65-70-69-68	272 95,200.00
Duffy Waldorf	T6	70-71-67-64	272 95,200.00
Glen Day	T10	66-69-69-69	273 67,200.00
Miguel Angel Jiménez	T10	71-69-67-66	273 67,200.00
Mike Small	T10	65-71-66-71	273 67,200.00
Woody Austin	13	69-67-69-69	274 56,000.00
Tom Byrum	T14	67-68-68-72	275 50,400.00
Clark Dennis	T14	68-69-66-72	275 50,400.00
Wes Short, Jr.	T14	67-70-68-70	275 50,400.00
Kevin Sutherland	T17	71-65-72-68	276 42,093.34
Bernhard Langer	T17	68-67-67-74	276 42,093.33
Larry Mize	T17	69-72-66-69	276 42,093.33
Rocco Mediate	T20	68-70-69-70	277 34,720.00
Jesper Parnevik	T20	72-70-67-68	277 34,720.00
Ken Tanigawa	T20	69-68-70-70	277 34,720.00
Jerry Smith	23	70-66-68-74	278 30,800.00
Marco Dawson	T24	71-68-70-70	279 27,370.00
Scott Dunlap	T24	70-70-68-71	279 27,370.00
Kent Jones	T24	76-70-68-65	279 27,370.00
Peter Lonard	T24	73-64-72-70	279 27,370.00
Joey Sindelar	T28	71-69-73-67	280 22,680.00
David Toms	T28	74-69-69-68	280 22,680.00
Kirk Triplett	T28	72-68-70-70	280 22,680.00
Willie Wood	T28	72-69-67-72	280 22,680.00
Stephen Ames	T32	69-75-68-69	281 16,341.82
Tommy Armour III	T32	73-71-72-65	281 16,341.82
Paul Broadhurst	T32	71-72-68-70	281 16,341.82
Mark Calcavecchia	T32	71-70-69-71	281 16,341.82
Paul Goydos	T32	74-72-67-68	281 16,341.82
Gary Hallberg	T32	72-70-69-70	281 16,341.82
Tom Pernice Jr.	T32	72-75-69-65	281 16,341.82
Phillip Price	T32	71-71-71-68	281 16,341.82

Player	Pos.	Score	Official Money
Esteban Toledo	T32	73-69-68-71	281 16,341.82
Jay Haas	T32	70-70-67-74	281 16,341.81
Scott Verplank	T32	72-66-69-74	281 16,341.81
Carlos Franco	T43	71-71-69-71	282 11,200.00
Doug Garwood	T43	71-69-69-73	282 11,200.00
Tom Lehman	T43	69-75-68-70	282 11,200.00
Colin Montgomerie	T43	72-68-70-72	282 11,200.00
Tim Petrovic	T43	70-73-69-70	282 11,200.00
Tommy Tolles	T43	68-70-73-71	282 11,200.00
Todd Hamilton	49	73-71-70-69	283 9,240.00
Bob Estes	T50	69-72-72-71	284 7,840.00
Steve Flesch	T50	71-72-67-74	284 7,840.00
Skip Kendall	T50	74-70-71-69	284 7,840.00
Rod Spittle	T50	69-70-73-72	284 7,840.00
David McKenzie	T54	71-71-71-72	285 6,440.00
Corey Pavin	T54	70-73-72-70	285 6,440.00
Gene Sauers	T54	71-70-71-73	285 6,440.00
Michael Bradley	T57	76-68-75-67	286 5,740.00
Jeff Sluman	T57	70-71-72-73	286 5,740.00
Billy Andrade	T59	72-71-72-72	287 5,180.00
David Frost	T59	70-72-73-72	287 5,180.00
Mark Brooks	T61	71-72-73-72	288 4,060.00
Joe Durant	T61	73-75-71-69	288 4,060.00
Mike Goodes	T61	71-72-69-76	288 4,060.00
Lee Janzen	T61	70-71-71-76	288 4,060.00
Miguel Angel Martin	T61	76-71-71-70	288 4,060.00
Billy Mayfair	T61	75-70-70-73	288 4,060.00
Fran Quinn	67	72-75-72-70	289 3,080.00
Hale Irwin	T68	73-75-70-72	290 2,716.00
Sandy Lyle	T68	71-73-76-70	290 2,716.00
Russ Cochran	70	71-73-72-75	291 2,464.00
Olin Browne	71	74-76-71-71	292 2,296.00
Brian Henninger	T72	74-74-72-73	293 2,044.00
Mark O'Meara	T72	74-71-74-74	293 2,044.00
Jay Don Blake	74	71-71-72-80	294 1,848.00
Steve Pate	75	78-73-72-72	295 1,736.00
Tom Kite	76	71-78-74-74	297 1,624.00
John Daly	W/D	72-68	140
Fred Funk	W/D		



Retief Goosen

Firestone Country Club
Akron, OH
Purse: \$2,800,000
July 11-14
Par: 35-35--70
Yards: 7,400

LEADERS	First Round	Second Round	Third Round
	Steve Stricker64 (-6)	Retief Goosen.....131 (-9)	Scott Parel205 (-5)
	Scott Parel66 (-4)	Brandt Jobe134 (-6)	Retief Goosen.....206 (-4)
	Scott Verplank.....68 (-2)	Steve Stricker134 (-16)	Brandt Jobe207 (-3)
			Steve Stricker207 (-3)

CUT: There was no cut; 76 of 78 players completed 72 holes.

WEATHER: Thursday: Partly cloudy skies in the morning and storms in the afternoon produced 1.1" of rainfall. High in the mid-80s with wind from the WSW at 10-15 mph. Friday: Partly cloudy with morning temperatures in the low 70s. Wind from the NNW at 4-8 mph. Saturday: Mostly sunny with a high in the upper 80s. Wind from the WSW

at 10-15 mph. Sunday: Mostly sunny skies with a high in the low 80s. Wind from the NNW at 4-8 mph. from the E at 8-15 mph.

Player	Pos.	Score	Official Money
Retief Goosen	-6	69-62-75-68	274 420,000.00
Jay Haas	-4	69-68-72-67	276 224,000.00
Tim Petrovic	-4	71-68-69-68	276 224,000.00
Kent Jones	-2	70-67-70-71	278 151,200.00
Scott Parel	-2	66-72-67-73	278 151,200.00
Steve Stricker	-1	64-70-73-72	279 112,000.00
Kenny Perry	E	71-71-71-67	280 89,600.00
Woody Austin	E	71-71-70-68	280 89,600.00
Scott McCarron	E	74-67-71-68	280 89,600.00
Steve Flesch	+1	71-67-72-71	281 72,800.00
Tom Lehman	+2	72-71-69-70	282 64,400.00
Michael Bradley	+2	77-68-67-70	282 64,400.00
Kevin Sutherland	+3	70-70-71-72	283 50,400.00
Miguel Angel Jiménez	+3	73-70-68-72	283 50,400.00
Ken Duke	+3	69-71-70-73	283 50,400.00
Colin Montgomerie	+3	71-68-71-73	283 50,400.00
Brandt Jobe	+3	69-65-73-76	283 50,400.00
Olin Browne	+4	70-70-73-71	284 38,290.00
Billy Andrade	+4	73-69-71-71	284 38,290.00
John Daly	+4	70-73-69-72	284 38,290.00
Vijay Singh	+4	70-70-70-74	284 38,290.00
Fred Couples	+5	75-72-69-69	285 31,640.00
Doug Garwood	+5	72-72-68-73	285 31,640.00
Tommy Tolles	+6	70-67-76-73	286 26,768.00
Duffy Waldorf	+6	70-70-73-73	286 26,768.00
Jerry Kelly	+6	69-72-72-73	286 26,768.00
Bob Estes	+6	71-69-72-74	286 26,768.00
Wes Short, Jr.	+6	71-70-70-75	286 26,768.00
Gene Sauers	+7	76-71-71-69	287 23,240.00
Paul Goydos	+8	70-71-78-69	288 20,650.00
Marco Dawson	+8	72-69-77-70	288 20,650.00
Paul Broadhurst	+8	73-70-74-71	288 20,650.00
David McKenzie	+8	70-74-73-71	288 20,650.00
Lee Janzen	+10	71-77-74-68	290 16,856.00
Bernhard Langer	+10	76-72-72-70	290 16,856.00
Tom Byrum	+10	74-70-75-71	290 16,856.00
Joe Durant	+10	75-69-73-73	290 16,856.00
Steve Jones	+10	71-75-70-74	290 16,856.00
John Huston	+11	73-76-73-69	291 13,160.00

Player	Pos.	Score	Official Money
Jeff Maggert	+11	71-74-75-71	291 13,160.00
Scott Verplank	+11	68-76 -75-72	291 13,160.00
Corey Pavin	+11	75-70-73-73	291 13,160.00
Billy Mayfair	+11	77-71-70-73	291 13,160.00
Stephen Ames	+11	76-71-70-74	291 13,160.00
Scott Dunlap	+11	73-68-74-76	291 13,160.00
David Toms	+12	73-75-75-69	292 9,520.00
Tom Pernice Jr.	+12	71-73-77-71	292 9,520.00
Loren Roberts	+12	76-72-73-71	292 9,520.00
Bart Bryant	+12	72-75-73-72	292 9,520.00
Mark Calcavecchia	+12	72-75-72-73	292 9,520.00
Shaun Micheel	+12	70-75-69-78	292 9,520.00
Larry Mize	+13	76-75-72-70	293 7,280.00
Glen Day	+13	72-73-74-74	293 7,280.00
John Cook	+14	77-73-72-72	294 6,440.00
David Frost	+14	78-71-72-73	294 6,440.00
Jeff Sluman	+14	76-70-73-75	294 6,440.00
Michael Allen	+15	75-80-70-70	295 5,740.00
Tom Gillis	+15	74-75-72-74	295 5,740.00
Dan Forsman	+17	76-68-75-78	297 5,320.00
Sandy Lyle	+18	72-78-75-73	298 4,760.00
Russ Cochran	+18	76-76-72-74	298 4,760.00
Esteban Toledo	+18	76-77-71-74	298 4,760.00
Ken Tanigawa	+19	78-76-74-71	299 4,060.00
Rocco Mediate	+19	76-73-77-73	299 4,060.00
Jerry Smith	+20	75-74-79-72	300 3,500.00
Kirk Triplett	+20	75-73-73-79	300 3,500.00
Carlos Franco	+21	75-77-76-73	301 3,080.00
Willie Wood	+22	74-75-78-75	302 2,800.00
Mark Brooks	+26	74-83-77-72	306 2,464.00
Chris DiMarco	+26	76-74-81-75	306 2,464.00
Joey Sindelar	+26	73-78-76-79	306 2,464.00
Bob Gilder	+32	75-84-79-74	312 2,128.00
Robert Gamez	+33	81-77-79-76	313 1,960.00
Bobby Wadkins	+35	81-82-76-76	315 1,848.00
Scott Simpson	+40	82-80-81-77	320 1,736.00
Danny Edwards	+53	88-81-78-86	333 1,624.00
Mark O'Meara	W/D		
Tommy Armour III	W/D		



Past Champions

1983	Miller Barber	2002	Stewart Ginn
1984	Arnold Palmer	2003	Craig Stadler
1985	Arnold Palmer	2004	Mark James
1986	Chi Chi Rodriguez	2005	Peter Jacobsen
1987	Gary Player	2006	Bobby Wadkins
1988	Billy Casper	2007	Loren Roberts
1989	Orville Moody	2008	D.A. Weibring
1990	Jack Nicklaus	2009	Jay Haas
1991	Jim Albus	2010	Mark O'Meara
1992	Dave Stockton	2011	Fred Couples
1993	Jim Colbert	2012	Joe Daley
1994	Dave Stockton	2013	Kenny Perry
1995	J.C. Snead	2014	Bernhard Langer
1996	Raymond Floyd	2015	Bernhard Langer
1997	Larry Gilbert	2016	Bernhard Langer
1998	Gil Morgan	2017	Scott McCarron
1999	Hale Irwin	2018	Vijay Singh
2000	Raymond Floyd	2019	Retief Goosen
2001	Allen Doyle		

