



HISTORY IS MADE HERE



TOUR
CHAMPIONSHIP



PROUD PARTNERS

SEPTEMBER 1-5 | EAST LAKE GOLF CLUB

OFFICIAL MEDIA GUIDE



Table of Contents

Schedule of Events.....	2	2009 TOUR Championship by Coca-Cola.....	61
TOUR Championship 2021 Fact Sheet.....	3-4	2010 TOUR Championship by Coca-Cola.....	61
Championship Staff.....	5	2011 TOUR Championship by Coca-Cola.....	62
TOUR Championship - History and Records.....	6-16	2012 TOUR Championship by Coca-Cola.....	62
History at a Glance.....	7	2013 TOUR Championship by Coca-Cola.....	63
2021 FedExCup Bonus Distribution.....	8	2014 TOUR Championship by Coca-Cola.....	63
2021 East Lake Golf Club Scorecard.....	8	2015 TOUR Championship by Coca-Cola.....	64
FedExCup Eligibility for the 2021-22 PGA TOUR Season.....	9	2016 TOUR Championship.....	64
TOUR Championship Format and Leaderboard.....	10	2017 TOUR Championship.....	65
All-Time TOUR Championship Records (1987-2020).....	11-18	2018 TOUR Championship.....	65
Top-50 Career Money Winners.....	15	2019 TOUR Championship.....	66
Top-50 FedExCup Bonus Money Winners (2007-2020).....	15	2020 TOUR Championship.....	67
Top-50 Career Stroke Averages.....	16	FedExCup Playoffs Championship Summaries.....	68-92
Top-10 Finishes by Player.....	17	THE NORTHERN TRUST (2007-2019).....	69-83
Round-by-Round Leaders.....	18	BMW Championship (2007-2019).....	84-92
Competitors' Capsules.....	19-32	Miscellaneous.....	93-115
Individual Player Records.....	33-48	How East Lake Played in 2020 (TOUR Championship).....	94
Championship Summaries (1987-2020).....	49-58	How East Lake Played in 2019 (TOUR Championship).....	95
1987 Nabisco Championships of Golf.....	50	How East Lake Played in 2018 (TOUR Championship).....	96
1988 Nabisco Championships.....	50	How East Lake Played in 2017 (TOUR Championship).....	97
1989 Nabisco Championships.....	51	How East Lake Played in 2016 (TOUR Championship).....	98
1990 Nabisco Championships.....	51	How East Lake Played in 2015 (TOUR Championship).....	99
1991 TOUR Championship.....	52	How East Lake Played in 2014 (TOUR Championship).....	100
1992 TOUR Championship.....	52	How East Lake Played in 2013 (TOUR Championship).....	101
1993 TOUR Championship.....	53	How East Lake Played in 2012 (TOUR Championship).....	102
1994 TOUR Championship.....	53	How East Lake Played in 2011 (TOUR Championship).....	103
1995 TOUR Championship.....	54	How East Lake Played in 2010 (TOUR Championship).....	104
1996 TOUR Championship.....	54	How East Lake Played in 2009 (TOUR Championship).....	105
1997 TOUR Championship.....	55	How East Lake Played in 2008 (TOUR Championship).....	106
1998 TOUR Championship.....	55	How East Lake Played in 2007 (TOUR Championship).....	107
1999 TOUR Championship.....	56	How East Lake Played in 2006 (TOUR Championship).....	108
2000 TOUR Championship.....	56	How East Lake Played in 2005 (TOUR Championship).....	109
2001 TOUR Championship by Coca-Cola.....	57	How East Lake Played in 2004 (TOUR Championship).....	110
2002 TOUR Championship by Coca-Cola.....	57	How East Lake Played in 2002 (TOUR Championship).....	111
2003 TOUR Championship by Coca-Cola.....	58	How East Lake Played in 2000 (TOUR Championship).....	112
2004 TOUR Championship by Coca-Cola.....	58	History of East Lake Golf Club.....	113
2005 TOUR Championship by Coca-Cola.....	59	East Lake Facts.....	113
2006 TOUR Championship by Coca-Cola.....	59	Past Events at East Lake Golf Club.....	114-115
2007 TOUR Championship by Coca-Cola.....	60	Past Champions.....	116
2008 TOUR Championship by Coca-Cola.....	60		

TOUR Championship Style Reminder

- Proper style for the name of this tournament is the TOUR (all caps) Championship (Upper case "C" in Championship, all other letters lower case).
- Golf's postseason is officially called "FedExCup Playoffs." The regular season should be referred to as the "2020-21 PGA TOUR Season"

Schedule of Events

MONDAY, AUGUST 30

Practice Round for Professionals

Course Closed to the Public

TUESDAY, AUGUST 31

Practice Round for Professionals

Course Closed to the Public

11 a.m.PGA TOUR Update with
Commissioner Monahan

12:30 p.m.Harris English visits First Tee Game
Changers Pavilion

7 - 8 p.m.Payne Stewart Award Ceremony
GOLF Channel

WEDNESDAY, SEPTEMBER 1

Practice Round for Professionals

Gates open 9 a.m.

3 - 5 p.m.TOUR Championship Charity Challenge
Back Nine, East Lake Golf Club

THURSDAY, SEPTEMBER 2

First Round of Competition

Gates open 10 a.m.

11:15 a.m.HOPE Tee Shot Ceremony
1st Tee

11:45 - 2:05 p.m.Twosomes off No. 1 tee

11:45 a.m. - 6 p.m.PGA TOUR LIVE - Featured Groups

12 - 6 p.m.PGA TOUR Radio (SiriusXM and
PGA TOUR Digital platforms)

1 - 6 p.m.GOLF Channel

FRIDAY, SEPTEMBER 3

Second Round of Competition

Gates open 10 a.m.

11:45 - 2:05 p.m.Twosomes off No. 1 tee

11:45 a.m. - 6 p.m.PGA TOUR LIVE - Featured Groups

12 - 6 p.m.PGA TOUR Radio (SiriusXM and
PGA TOUR Digital platforms)

1 - 6 p.m.GOLF Channel

SATURDAY, SEPTEMBER 4

Third Round of Competition

Gates open 10 a.m.

12:40 p.m. - 3:02 p.m.Twosomes off No. 1 tee

12:45 - 7 p.m.PGA TOUR LIVE - Featured Groups

2:30 p.m.PGA TOUR LIVE - Featured Holes

2 - 7 p.m.PGA TOUR Radio (SiriusXM and
PGA TOUR Digital platforms)

1 - 2:30 p.m.GOLF Channel

2:30 - 7 p.m.NBC

SUNDAY, SEPTEMBER 5

Final Round of Competition

Gates open 10 a.m.

10 a.m.Edward Jones GSGA Skills Challenge
SO Cool Zone

11:35 - 1:55 p.m.Twosomes off No. 1 tee

11:45 a.m. - 6 p.m.PGA TOUR LIVE - Featured Groups

1:30 p.m.PGA TOUR LIVE - Featured Holes

1 - 6 p.m.PGA TOUR Radio (SiriusXM and
PGA TOUR Digital platforms)

12 - 1:30 p.m.GOLF Channel

1:30 - 6 p.m.NBC

TOUR Championship 2021 Fact Sheet

EVENT: The TOUR Championship is an official PGA TOUR tournament that serves as the final event in FedExCup Playoffs and crowns the season-long FedExCup champion.

The FedExCup Playoffs begin with the top 125 qualifying for the first event at THE NORTHERN TRUST in Jersey City, New Jersey. The top 70 move on to the BMW Championship in Owings Mills, Maryland, before the top 30 advance to the TOUR Championship.

Atlanta is the culmination of an intense, year-long journey where every shot that it took to get here gives way to the shots that it takes to prevail. Culled from the best of the best, 30 compete in the final showdown, and only one of the game's greats will survive and complete the impossible task in claiming the TOUR's Ultimate Prize – the FedExCup.

This TOUR Championship annually showcases the essence of Atlanta – the food, the culture, the traditions – through a dynamic on-site fan experience that manifests in an unparalleled social scene for Atlantans and well-heeled fans from around the globe.

DATE: September 1-5, 2021

SITE: East Lake Golf Club | Atlanta, Georgia

PAR/YARDS: Par: 35-35–70 / 7,346 yards

ARCHITECT: The property known as East Lake was purchased in 1904, and the golf course designed by Tom Bendelow opened July 4, 1908. In 1913, famed golf course architect Donald Ross redesigned the Bendelow course at East Lake. In 1994, Rees Jones restored Donald Ross' golf course layout. In 2016, the tournament reversed the nines which resulted in an exciting and dramatic conclusion on the now par-5 finishing hole.

FORMAT: The TOUR Championship institutes a strokes-based bonus system related to the FedExCup standings through the BMW Championship. The FedExCup points leader after the first two Playoffs events will begin the TOUR Championship at 10-under par. The next four players will start at 8-under through 5-under, respectively. The next five will begin at 4-under, regressing by one stroke per five players until those ranked Nos. 26-30 start at even par.

30 players; Four-day, 72-hole stroke-play competition; no cut

2020 CHAMPION: Dustin Johnson

2021 PURSE: \$60 million; \$15 million to the FedExCup champion

ELIGIBILITY: As the finale of the FedExCup Playoffs, the top 30 players in FedExCup points after the BMW Championship qualify for the TOUR Championship.

TV LISTINGS: The TOUR Championship is broadcast to 216 countries and territories in 28 languages.

Thursday-Friday	1-6 p.m. ET	Golf Channel
Saturday	1-2:30 p.m. ET	Golf Channel
	2:30-7 p.m. ET	NBC
Sunday	12-1:30 p.m. ET	Golf Channel
	1:30-6 p.m. ET	NBC

WEBSITE: TOURChampionship.com

TICKETS: Tickets and Parking are on sale at TOURChampionship.com for Wednesday, Sept. 1 – Sunday, Sept. 5.

CHARITY: Since 1998, the TOUR Championship, with the support of Proud Partners Coca-Cola and Southern Company, has generated more than \$38 million for local Atlanta charities, including a record \$3.56 million donation from the 2020 tournament that was held without on-site spectators. Primary beneficiaries include the East Lake Foundation, First Tee® of Metro Atlanta, the Grove Park Foundation and Purpose Built Schools Atlanta.

TOUR Championship 2021 Fact Sheet

PAST CHAMPIONS:

Year	FedExCup Champion
2007	Tiger Woods
2008	Vijay Singh
2009	Tiger Woods
2010	Jim Furyk
2011	Bill Haas
2012	Brandt Snedeker
2013	Henrik Stenson
2014	Billy Horschel
2015	Jordan Spieth
2016	Rory McIlroy
2017	Justin Thomas
2018	Justin Rose
2019	Rory McIlroy
2020	Dustin Johnson

COURSE RECORD: 60 (-10), Zach Johnson, 2007, 3rd round

PROUD PARTNERS: Coca-Cola Company | Southern Company

STYLE: Proper style for the name of the tournament is the TOUR Championship. Please refrain from referring to it as the "PGA TOUR Championship," "PGA Championship" or "TOUR Championship presented by Coca-Cola."

Championship Staff

CHAMPIONSHIP OFFICE STAFF

Allison FillmoreExecutive Director
Martin StephensonTournament Director
Ian LindseyTournament Operations Manager
Kaitlyn DoeTournament Service Manager
Will ShultsSales Representative
Luke WalkerSales Representative
Kelly CarpenterSales Representative


EAST LAKE GOLF CLUB STAFF

Tom CousinsChairman in Perpetuity
Chad ParkerPresident & General Manager
Daniel LaterzaAssistant General Manager
Ralph KeppleDirector of Agronomy
Drew DunnHead Golf Professional
Clyde CauthenController
Dave PurdieTournament Director
Charles AubryGolf Course Superintendent
Nick BarringtonExecutive Chef
Lauren RosenzweigFood & Beverage Director
Caroline McGillDirector of Marketing & Special Initiatives
Krista CardinalRetail Manager
Scott PutnamDirector of Engineering & Operations

CHAMPIONSHIP MANAGEMENT STAFF

Stewart MooreSenior Director, Communications
Michael BalikerSenior Manager, Communications
Mark WilliamsSenior Manager, Communications
Laura VescoviManager, Communications
Tracey VealMedia Relations Manager

TOUR Championship - History and Records



Dustin Johnson claimed his first FedExCup title in 2020

History at a Glance

Final Rd.	Winner	Score	Runner(s)-up	Score	Location	Par/Yards	Purse	First Place
11/1/1987	Tom Watson	268	Chip Beck	270	Oak Hills CC	70/6,576	\$2,000,000	\$360,000
11/13/1988	Curtis Strange*	279	Tom Kite	279	Pebble Beach GL	72/6,799	2,000,000	360,000
10/29/1989	Tom Kite*	276	Payne Stewart	276	Harbour Town GL	71/6,657	2,500,000	450,000
10/28/1990	Jodie Mudd*	273	Billy Mayfair	273	Champions GC	71/7,187	2,500,000	450,000
11/3/1991	Craig Stadler*	279	Russ Cochran	279	Pinehurst Resort (No. 2)	71/7,005	2,000,000	360,000
11/1/1992	Paul Azinger	276	Lee Janzen Corey Pavin	279	Pinehurst Resort (No. 2)	71/7,020	2,000,000	360,000
10/31/1993	Jim Gallagher, Jr.	277	David Frost John Huston Greg Norman Scott Simpson	278	The Olympic Club	71/6,812	3,000,000	540,000
10/30/1994	Mark McCumber*	274	Fuzzy Zoeller	274	The Olympic Club	71/6,812	3,000,000	540,000
10/29/1995	Billy Mayfair	280	Steve Elkington Corey Pavin	283	Southern Hills CC	70/6,834	3,000,000	540,000
10/27/1996	Tom Lehman	268	Brad Faxon	274	Southern Hills CC	70/6,834	3,000,000	540,000
11/2/1997	David Duval	273	Jim Furyk	274	Champions GC	71/7,220	4,000,000	720,000
11/1/1998	Hal Sutton*	274	Vijay Singh	274	East Lake GC	70/6,980	4,000,000	720,000
10/31/1999	Tiger Woods	269	Davis Love III	273	Champions GC	71/7,220	5,000,000	900,000
11/5/2000	Phil Mickelson	267	Tiger Woods	269	East Lake GC	70/6,980	5,000,000	900,000
11/4/2001	Mike Weir*	270	Ernie Els Sergio Garcia David Toms	270	Champions GC	71/7,220	5,000,000	900,000
11/3/2002	Vijay Singh	268	Charles Howell III	270	East Lake GC	70/7,029	5,000,000	900,000
11/9/2003	Chad Campbell	268	Charles Howell III	271	Champions GC	71/7,301	6,000,000	1,080,000
11/7/2004	Retief Goosen	269	Tiger Woods	273	East Lake GC	70/7,137	6,000,000	1,080,000
11/6/2005	Bart Bryant	263	Tiger Woods	269	East Lake GC	70/7,154	6,500,000	1,170,000
11/5/2006	Adam Scott	269	Jim Furyk	272	East Lake GC	70/7,154	6,500,000	1,170,000
9/16/2007	Tiger Woods	257	Mark Calcavecchia Zach Johnson	265	East Lake GC	70/7,154	7,000,000	1,260,000
9/28/2008	Camilo Villegas*	273	Sergio Garcia	273	East Lake GC	70/7,304	7,000,000	1,260,000
9/27/2009	Phil Mickelson	271	Tiger Woods	274	East Lake GC	70/7,304	7,500,000	1,350,000
9/26/2010	Jim Furyk	272	Luke Donald	273	East Lake GC	70/7,319	7,500,000	1,350,000
9/25/2011	Bill Haas*	272	Hunter Mahan	272	East Lake GC	70/7,319	8,000,000	1,440,000
9/23/2012	Brandt Snedeker	270	Justin Rose	273	East Lake GC	70/7,319	8,000,000	1,440,000
9/22/2013	Henrik Stenson	267	Jordan Spieth Steve Stricker	270	East Lake GC	70/7,307	8,000,000	1,440,000
9/14/2014	Billy Horschel	269	Jim Furyk Rory McIlroy	272	East Lake GC	70/7,307	8,000,000	1,440,000
9/27/2015	Jordan Spieth	271	Danny Lee Justin Rose Henrik Stenson	275	East Lake GC	70/7,307	8,250,000	1,485,000
9/25/2016	Rory McIlroy	268	Kevin Chappell Ryan Moore	268	East Lake GC	70/7,385	8,500,000	1,530,000
9/24/2017	Xander Schauffele	268	Justin Thomas	269	East Lake GC	70/7,346	8,750,000	1,575,000
9/23/2018	Tiger Woods	269	Billy Horschel	271	East Lake GC	70/7,346	9,000,000	1,620,000

FedExCup Starting Strokes Format (2019-)

Date	Winner	Starting (Pos.)	Total	Runner-up	Starting (Pos.)	Total	Location	Par/Yards
8/25/2019	Rory McIlroy	-5 (5)	-18	Xander Schauffele	-4 (T6)	-14	East Lake GC	70/7,346
9/7/2020	Dustin Johnson	-10 (1)	-21	Xander Schauffele	-3 (T11)	-18	East Lake GC	70/7,346
				Justin Thomas	-7 (3)	-18	East Lake GC	70/7,346

* Playoff

FedExCup Bonus Distribution

Position	Bonus	Position	Bonus	Position	Bonus	Position	Bonus
1	\$15,000,000	9	\$950,000	17	\$550,000	25	\$445,000
2	5,000,000	10	830,000	18	535,000	26	435,000
3	4,000,000	11	750,000	19	520,000	27	425,000
4	3,000,000	12	705,000	20	505,000	28	415,000
5	2,500,000	13	660,000	21	490,000	29	405,000
6	1,900,000	14	620,000	22	478,000	30	395,000
7	1,300,000	15	595,000	23	466,000		
8	1,100,000	16	570,000	24	456,000		

* Please note the TOUR Championship will be considered an official money event even though prize money is not distributed. FedExCup bonus money will be deemed not to be official money and will not be included on the Official PGA TOUR Money List.

2021 TOUR Championship Scorecard

HOLE	1	2	3	4	5	6	7	8	9	OUT	10	11	12	13	14	15	16	17	18	IN	TOTAL	
Marker's Notes																						

Player _____

Tee _____ Time _____

Date _____ Round _____

DO NOT WRITE
IN THIS SPACE

2021 Official Scorecard

East Lake Golf Club

Yards	469	197	391	479	442	525	481	455	235	3674	424	214	389	440	520	211	454	430	590	3672	7346	
Par	4	3	4	4	4	5	4	4	3	35	4	3	4	4	4	3	4	4	5	35	70	
Score																						

MARKER'S SIGNATURE

PLAYER'S SIGNATURE

FedExCup Eligibility for the 2021-22 PGA TOUR Season

Impact of the FedExCup on the 2021-2022 PGA TOUR Season

2020-2021 FedExCup Points List	Eligibility for the 2021-2022 season
Top 125r	<ul style="list-style-type: none"> • The American Express • The Genesis Invitational • THE PLAYERS Championship • RBC Heritage
Top 80	<ul style="list-style-type: none"> • Charles Schwab Challenge
Top 70	<ul style="list-style-type: none"> • Arnold Palmer Invitational presented by Mastercard • the Memorial Tournament presented by Workday
Top 60	<ul style="list-style-type: none"> • THE CJ CUP @ SUMMIT • ZOZO Championship
Top 30	<ul style="list-style-type: none"> • World Golf Championships-HSBC Champions • Masters Tournament • PGA Championship • U.S. Open • Genesis Scottish Open • The Open Championship
FedExCup Champion	<ul style="list-style-type: none"> • Five-season exemption • Entry to all events above • Sentry Tournament of Champions

Please note:

- At the TOUR Championship, the player with the lowest aggregate score over 72 holes when combined with his FedExCup Starting Strokes will win the TOUR Championship and crowned the FedExCup Champion.
- The FedExCup Champion earns a five-season exemption
- The TOUR Championship is considered an official victory, however, there is no event prize money. The FedExCup champion, winner of the TOUR Championship, earns a bonus of \$15 million. The FedExCup bonus money is deemed not to be Official Money and therefore does not count on the Official PGA TOUR Money List.
- If anyone qualified for the TOUR Championship is unable to participate and/or is disqualified or withdraws for any reason, they will finish in last position for the TOUR Championship. If multiple players do not play, they will tie for last place. Ties are determined the same way as Regular Season FedExCup events when total money for each tying position is averaged and that average is distributed to each player in tying position.

TOUR Championship Format and Leaderboard

TOUR Championship Format

Instead of a points reset at East Lake Golf Club in Atlanta, the TOUR institutes a strokes-based bonus system (FedExCup Starting Strokes) related to the FedExCup standings through the BMW Championship. The FedExCup points leader after the first two Playoffs events begins the TOUR Championship at 10-under par. The next four players start at 8-under through 5-under, respectively. The next five begin 4-under, regressing by one stroke per five players until those ranked Nos. 26-30 start at even par.

The player with the lowest total score including FedExCup Starting Strokes will be the FedExCup champion and be credited with an official victory in the TOUR Championship competition.

Aside from the coveted trophy, players compete for their share of the \$60 million total in bonus money, with the FedExCup champion receiving \$15 million.

Here is how the leaderboard will look prior to the first pairing teeing off:

Position	Player	Strokes
1	Patrick Cantlay	-10
2	Tony Finau	-8
3	Bryson DeChambeau	-7
4	Jon Rahm	-6
5	Cameron Smith	-5
T6	Justin Thomas	-4
	Harris English	-4
	Abraham Ancer	-4
	Jordan Spieth	-4
	Sam Burns	-4
T11	Collin Morikawa	-3
	Sungjae Im	-3
	Viktor Hovland	-3
	Louis Oosthuizen	-3
	Dustin Johnson	-3
T16	Rory McIlroy	-2
	Xander Schauffele	-2
	Jason Kokrak	-2
	Kevin Na	-2
	Brooks Koepka	-2
T21	Corey Conners	-1
	Hideki Matsuyama	-1
	Stewart Cink	-1
	Joaquin Niemann	-1
	Scottie Scheffler	-1
T26	Daniel Berger	E
	Erik van Rooyen	E
	Sergio Garcia	E
	Billy Horschel	E
	Patrick Reed	E

All-Time TOUR Championship Records (1987-2020)

SCORING RECORDS

Low 9-hole score*:

28 (7-under): **Tiger Woods**, back nine, second round, East Lake, 2007
28 (7-under): **Nick Watney**, front nine, third round, East Lake, 2010
29 (6-under): **Chad Campbell**, front nine, third round, Champions, 2003
29 (6-under): **Zach Johnson**, front nine, third round, East Lake, 2007
29 (6-under): **Padraig Harrington**, front nine, first round, East Lake, 2007
29 (6-under): **John Rollins**, front nine, first round, East Lake, 2007
29 (7-under): **Phil Mickelson**, back nine, final round, East Lake, 2016

**East Lake Golf Club's nines were flipped beginning with the 2016 event*

Low 18-hole score:

60 (10-under): **Zach Johnson**, third round, East Lake, 2007
61 (10-under): **Chad Campbell**, third round, Champions, 2003
62 (9-under): **Jim Furyk**, third round, Champions, 2001
62 (8-under): **Bart Bryant**, first round, East Lake, 2005
62 (8-under): **Tim Clark**, first round, East Lake, 2007
62 (8-under): **Geoff Ogilvy**, third round, East Lake, 2007

Low first round:

62 (8-under): **Bart Bryant**, East Lake, 2005
62 (8-under): **Tim Clark**, East Lake, 2007
63 (8-under): **Jim Gallagher, Jr.**, Olympic Club, 1993
63 (7-under): **Henrik Stenson**, East Lake, 2015
63 (7-under): **Padraig Harrington**, East Lake, 2007
63 (7-under): **Vijay Singh**, East Lake, 1998

Low second round:

63 (7-under): **Tiger Woods**, East Lake, 2007
64 (6-under): nine tied, most recent **Sungjae Im**, East Lake, 2020

Low third round:

60 (10-under): **Zach Johnson**, East Lake, 2007
61 (10-under): **Chad Campbell**, Champions, 2003
62 (9-under): **Jim Furyk**, Champions, 2001
62 (8-under): **Geoff Ogilvy**, East Lake, 2007

Low final round:

63 (8-under): **Wayne Levi**, Champions, 1990
63 (7-under): **Webb Simpson**, East Lake, 2013
64 (6-under): **Jordan Spieth**, East Lake, 2013
64 (6-under): **Retief Goosen**, East Lake, 2004
64 (6-under): **Rocco Mediate**, East Lake, 2002
64 (6-under): **Bob Estes**, East Lake, 2002
64 (6-under): **Chip Beck**, Oak Hill, 1987
64 (6-under): **Ben Crenshaw**, Oak Hill, 1987

Low first 36 holes:

127 (64-63): **Tiger Woods**, East Lake, 2007
130 (64-66): **Henrik Stenson**, East Lake, 2013
130 (65-65): **Woody Austin**, East Lake, 2007
130 (62-68): **Bart Bryant**, East Lake, 2005
130 (64-66): **Retief Goosen**, East Lake, 2005

Low middle 36 holes:

126 (66-60): **Zach Johnson**, East Lake, 2007
127 (63-64): **Tiger Woods**, East Lake, 2007

Low final 36 holes:

128 (60-68): **Zach Johnson**, East Lake, 2007
129 (61-68): **Chad Campbell**, Champions, 2003

Low first 54 holes:

191 (64-63-64): **Tiger Woods**, East Lake, 2007
194 (65-66-63): **Mark Calcavecchia**, East Lake, 2007
196 (62-68-66): **Bart Bryant**, East Lake, 2005
196 (68-64-64): **Sergio Garcia**, East Lake, 2007

Low final 54 holes:

193 (63-64-66): **Tiger Woods**, East Lake, 2007
194 (66-60-68): **Zach Johnson**, East Lake, 2007
197 (66-64-67): **David Toms**, Champions, 2001

Low 72-hole scores:

257 (64-63-64-66): **Tiger Woods**, East Lake, 2007
263 (62-68-66-67): **Bart Bryant**, East Lake, 2005
265 (65-66-63-71): **Mark Calcavecchia**, East Lake, 2007
265 (71-66-60-68): **Zach Johnson**, East Lake, 2007

Best birdie streak (not including eagles):

5, **Tiger Woods**, Nos. 3-7, third round, East Lake, 2018 (shot 65)
5, **Tiger Woods**, Nos. 13-17 (eagled No. 18), second round, East Lake, 2007 (shot 63)
5, **K.J. Choi**, Nos. 16-2, second round, East Lake, 2007 (shot 65)
5, **Kenny Perry**, Nos. 11-15, third round, Champions, 2001 (shot 65)

Best birdie-eagle streak (by holes):

7-under, **Tiger Woods**, (B-B-B-B-B-E), Nos. 13-18, second round, East Lake, 2007 (shot 63)
6-under, **Chad Campbell**, (E-B-B-B-B), Nos. 9-13, third round, Champions, 2003 (shot 61)

Most birdies (72 holes):

28, **Tiger Woods**, East Lake, 2007
23, **Retief Goosen**, East Lake, 2003

Highest winning score:

280 (even par), **Billy Mayfair**, Southern Hills, 1995

Highest winning score at East Lake Golf Club:

274 (6-under), **Hal Sutton**, East Lake, 1998

All-Time TOUR Championship Records

Holes-in-one:

Steve Lowery, No. 8, first round, Olympic Club, 1994
Greg Norman, No. 8, third round, Olympic Club, 1994
Jerry Kelly, No.2, final round, East Lake, 2002
Chez Reavie, No. 9, second round, East Lake, 2019
Xander Schauffele, No. 9, third round, East Lake, 2019

Two eagles, same round:

Notah Begay III, second round, Champions, 1999
Mark Calcavecchia, second round, Champions, 2001
Phil Mickelson, first round, East Lake, 2010

VICTORY RECORDS

Most victories:

3, **Tiger Woods** (1999 Champions; 2007, 2018 East Lake)
2, **Phil Mickelson** (2000, 2009 East Lake)
2, **Rory McIlroy** (2016, 2019 East Lake)

Largest margin of victory:

8 strokes, **Tiger Woods**, East Lake, 2007
6 strokes, **Tom Lehman**, Southern Hills, 1996
6 strokes, **Bart Bryant**, East Lake, 2005

Best come-from-behind victory:

5 strokes, **Camilo Villegas**, East Lake, 2008
4 strokes, **Retief Goosen**, East Lake, 2004
4 strokes, **Phil Mickelson**, East Lake, 2009

Wire-to-wire winners (no tie):

1987, **Tom Watson**, Oak Hills
1988, **Curtis Strange**, Pebble Beach
2013, **Henrik Stenson**, East Lake

Low finish by a winner:

64 (6-under): **Retief Goosen**, East Lake, 2004
64 (6-under): **Rory McIlroy**, East Lake, 2016
65 (5-under): **Phil Mickelson**, East Lake, 2009
66 (4-under): **Phil Mickelson**, East Lake, 2000
66 (4-under): **Adam Scott**, East Lake, 2006
66 (4-under): **Tiger Woods**, East Lake, 2007
66 (4-under): **Camilo Villegas**, East Lake, 2008
66 (4-under): **Rory McIlroy**, East Lake, 2019

High finish by a winner:

74 (2-over): **Curtis Strange**, Pebble Beach, 1988
73 (3-over): **Billy Mayfair**, Southern Hills, 1995

Low start by a winner:

62, **Bart Bryant**, East Lake, 2005
63, **Jim Gallagher, Jr.**, Olympic Club, 1993

High start by a winner:

73, **Phil Mickelson**, East Lake, 2009
72, **Camilo Villegas**, East Lake, 2008

Players to win in first appearance:

Chad Campbell, 2003
Bart Bryant, 2005
Bill Haas, 2011
Henrik Stenson, 2013
Xander Schauffele, 2017

LEADERS RECORDS

18-hole leaders who have gone on to win: 14/35

Tom Watson, 1987
Curtis Strange, 1988
Craig Stadler, 1991 (tied)
Jim Gallagher, Jr., 1993
Mark McCumber, 1994 (tied)
Billy Mayfair, 1995
Tom Lehman, 1996 (tied)
David Duval, 1997 (tied)
Vijay Singh, 2002 (tied)
Bart Bryant, 2005 (tied)
Henrik Stenson, 2013
Billy Horschel, 2014 (tied)
Tiger Woods, 2018 (tied)
Dustin Johnson, 2020 (tied)

36-hole leaders who have gone on to win: 17/35

Tom Watson, 1987
Curtis Strange, 1988
Tom Kite, 1989
Craig Stadler, 1991
Paul Azinger, 1992
Jim Gallagher, Jr., 1993 (tied)
Tom Lehman, 1996
Tiger Woods, 1999 (tied)
Bart Bryant, 2005 (tied)
Adam Scott, 2006 (tied)
Tiger Woods, 2007
Jim Furyk, 2010
Henrik Stenson, 2013
Billy Horschel, 2014
Tiger Woods, 2018 (tied)
Rory McIlroy, 2019 (tied)
Dustin Johnson, 2020

54-hole leaders who have gone on to win: 21/35

Tom Watson, 1987
Curtis Strange, 1988
Jodie Mudd, 1990 (tied)
Craig Stadler, 1991 (tied)
Paul Azinger, 1992
Billy Mayfair, 1995
Tom Lehman, 1996
David Duval, 1997 (tied)
Tiger Woods, 1999
Vijay Singh, 2002
Chad Campbell, 2003

All-Time TOUR Championship Records

Bart Bryant, 2005
Adam Scott, 2006
Tiger Woods, 2007
Jim Furyk, 2010
Brandt Snedeker, 2012
Henrik Stenson, 2013
Billy Horschel, 2014 (tied)
Jordan Spieth, 2015
Tiger Woods, 2018
Dustin Johnson, 2020

Oldest winner:

Mark McCumber, Olympic Club, 1994 (43 years, 1 month, 23 days)
Bart Bryant, East Lake, 2005 (42 years, 11 months, 19 days)
Tiger Woods, East Lake, 2018 (42 years, 8 months, 24 days)

Youngest winner:

Jordan Spieth, East Lake, 2015 (22 years, 2 months)
Tiger Woods, Champions, 1999 (23 years, 10 months, 1 day)
Xander Schauffele, East Lake, 2017 (23 years, 10 months, 30 days)

Youngest FedExCup winner:

Jordan Spieth, 2015 (22 years, 2 months)
Justin Thomas, 2017 (24 years, 4 months, 6 days)
Rory McIlroy, 2016 (27 years, 4 months, 21 days)
Billy Horschel, 2014 (27 years, 9 months, 7 days)

Winners in their 20s: 11

Winners in their 30s: 19

Winners in their 40s: 5

International winners:

Mike Weir, Canada, 2001
Vijay Singh, Fiji, 2002
Retief Goosen, South Africa, 2004
Adam Scott, Australia, 2006
Camilo Villegas, Colombia, 2008
Henrik Stenson, Sweden, 2013
Rory McIlroy, Northern Ireland, 2016, 2019

Major championship titles/THE PLAYERS and the TOUR Championship in the same year:

Tiger Woods (2): 1999 PGA Championship, TOUR Championship; 2007 PGA Championship, TOUR Championship
Curtis Strange: 1988 U.S. Open, TOUR Championship
Tom Kite: 1989 THE PLAYERS Championship, TOUR Championship
Jodie Mudd: 1990 THE PLAYERS Championship, TOUR Championship
Tom Lehman: 1996 The British Open, TOUR Championship
Retief Goosen: 2004 U.S. Open, TOUR Championship
Jordan Spieth: 2015 Masters, U.S. Open, TOUR Championship
Rory McIlroy: 2019 THE PLAYERS Championship, TOUR Championship

Players who made the TOUR Championship their first PGA TOUR win (total wins in parenthesis):

Chad Campbell (4)

MISCELLANEOUS RECORDS

Playoffs:

Curtis Strange def. **Tom Kite**, birdie on second extra hole, Pebble Beach, 1988

Tom Kite def. **Payne Stewart**, par on second extra hole, Harbour Town, 1989

Jodie Mudd def. **Billy Mayfair**, birdie on first extra hole, Champions, 1990

Craig Stadler def. **Russ Cochran**, birdie on second extra hole, Pinehurst No. 2, 1991

Mark McCumber def. **Fuzzy Zoeller**, birdie on first extra hole, Olympic Club, 1994

Hal Sutton def. **Vijay Singh**, birdie on first extra hole, East Lake, 1998

Mike Weir def. **David Toms**, **Sergio Garcia**, **Ernie Els**, birdie on first extra hole, Champions, 2001

Camilo Villegas def. **Sergio Garcia**, par on first extra hole, East Lake, 2009

Bill Haas def. **Hunter Mahan**, par on third extra hole, East Lake, 2011

Rory McIlroy def. **Ryan Moore** and **Kevin Chappell**, birdie on the fourth extra hole, East Lake, 2016

Youngest to advance to the TOUR Championship:

Jordan Spieth, 2013 (20 years, 1 month, 26 days)
Tiger Woods, 1996 (20 years 9 months, 27 days)

Largest 18-hole lead:

5 strokes, **Jim Gallagher, Jr.**, Olympic Club, 1993
4 strokes, **Anthony Kim**, East Lake, 2008
4 strokes, **Xander Schauffele**, East Lake, 2019

Largest 36-hole lead:

4 strokes, **Tom Watson**, Oak Hills, 1987
4 strokes, **Tom Kite**, Harbour Town, 1989
4 strokes, **Tom Lehman**, Southern Hills, 1996
4 strokes, **Henrik Stenson**, East Lake, 2013

Largest 54-hole lead:

9 strokes, **Tom Lehman**, Southern Hills, 1996
5 strokes, **Dustin Johnson**, East Lake, 2020
4 strokes, **Tom Watson**, Oak Hills, 1987
4 strokes, **Henrik Stenson**, East Lake, 2013

Most runner-up finishes:

4, **Tiger Woods** (2000, 2004, 2005, 2009 East Lake)
3, **Jim Furyk** (1997 Champions; 2006, 2014 East Lake)
2, **Corey Pavin** (1999 Pinehurst; 1995 Southern Hills)
2, **Charles Howell III** (2002 East Lake; 2003 Champions)
2, **Sergio Garcia** (2001 Champions, 2008 East Lake)
2, **Xander Schauffele** (2019, 2020 East Lake)

All-Time TOUR Championship Records

Most top-10 finishes:

12, **Vijay Singh**
10, **Jim Furyk**
9, **Tiger Woods**
8, **Ernie Els**

Most seasons qualifying for TOUR Championship (2007-2021):

13, **Dustin Johnson**
10, **Justin Rose**
9, **Matt Kuchar**
9, **Phil Mickelson**
8, **Jason Day**
8, **Jim Furyk**
8, **Hunter Mahan**
8, **Hideki Matsuyama**
8, **Patrick Reed**
8, **Adam Scott**
8, **Webb Simpson**
8, **Bubba Watson**
7, **Zach Johnson**
7, **Brandt Snedeker**
7, **Steve Stricker**
7, **Gary Woodland**

Most consecutive TOUR Championship appearances (2007-2021):

8, **Hideki Matsuyama**
8, **Patrick Reed**

Most total appearances (1987-2021):

20, **Phil Mickelson**
17, **Jim Furyk**
16, **Davis Love III**
16, **Vijay Singh**
16, **Ernie Els**
15, **Tiger Woods**
14, **Mark Calcavecchia**
13, **Nick Price**
12, **Dustin Johnson**

FedExCup standings leaders entering TOUR Champ to win FedExCup (2007-2020):

2007, **Tiger Woods**
2008, **Vijay Singh**
2009, **Tiger Woods**
2020, **Dustin Johnson**

Best finish by a defending champion:

2nd, **Tiger Woods**, 2000
T4, **Retief Goosen**, 2005
T5, **Vijay Singh**, 2004
T7, **Xander Schauffele**, 2018
T8, **David Duval**, 1998
T9, **Rory McIlroy**, 2020

FEDEXCUP STARTING STROKES RECORDS

Starting Strokes for FedExCup champion:

2019, **Rory McIlroy**, -5
2020, **Dustin Johnson**, -10

FedExCup standings leader position post TOUR Championship:

2019, **Justin Thomas**, T3
2020, **Dustin Johnson**, 1st

Biggest FedExCup standings jump:

17 spots (25 to 8), **Chez Reavie**, 2019

Biggest FedExCup standings drop:

19 spots (2 to T21), **Patrick Cantlay**, 2019

Least amount of FedExCup Starting Strokes to win FedExCup:

-5, **Rory McIlroy**, 2019

Past results at TOUR Championship - Top 5 in FedExCup:

2019

1	-10	Justin Thomas	T3
2	-8	Patrick Cantlay	T21
3	-7	Brooks Koepka	T3
4	-6	Patrick Reed	T9
5	-5	Rory McIlroy	1

2020

1	-10	Dustin Johnson	1
2	-8	Jon Rahm	4
3	-7	Justin Thomas	T2
4	-6	Webb Simpson	T12
5	-5	Collin Morikawa	6

Top-50 Career Money Winners (1987-2019)

Name	Events	Earnings	Name	Events	Earnings	Name	Events	Earnings
1 Tiger Woods	15	\$7,496,800.00	18 Hunter Mahan	8	\$2,105,600.00	35 Matt Kuchar	9	\$1,467,235.00
2 Jim Furyk	16	5,333,466.67	19 Zach Johnson	9	2,103,975.00	36 Chad Campbell	5	1,451,800.00
3 Phil Mickelson	19	4,611,900.00	20 Henrik Stenson	2	2,058,750.00	37 David Duval	7	1,441,600.00
4 Vijay Singh	16	3,634,433.34	21 Bill Haas	4	1,892,800.00	38 Ryan Moore	3	1,428,375.00
5 Justin Rose	10	3,203,633.33	22 Xander Schauffele	3	1,854,900.00	39 Kenny Perry	10	1,379,350.00
6 Retief Goosen	7	2,921,333.33	23 David Toms	10	1,843,333.33	40 Billy Mayfair	7	1,328,040.00
7 Rory Mcllroy	6	2,895,260.00	24 Mark Calcavecchia	14	1,825,150.01	41 Justin Leonard	11	1,275,506.66
8 Adam Scott	11	2,824,191.66	25 Mike Weir	7	1,803,000.00	42 Hideki Matsuyama	6	1,204,475.00
9 Jordan Spieth	5	2,774,600.00	26 Scott Verplank	9	1,748,116.67	43 Hal Sutton	7	1,195,333.33
10 Billy Horschel	3	2,676,000.00	27 Charles Howell III	6	1,686,600.00	44 Tom Lehman	9	1,192,714.28
11 Sergio Garcia	10	2,669,150.00	28 Camilo Villegas	3	1,672,525.00	45 Gary Woodland	7	1,183,236.67
12 Ernie Els	16	2,551,366.67	29 Paul Casey	6	1,615,950.00	46 Bart Bryant	1	1,170,000.00
13 Luke Donald	7	2,392,433.33	30 Bubba Watson	8	1,562,320.00	47 Jason Dufner	6	1,142,133.33
14 Dustin Johnson	10	2,326,910.00	31 Webb Simpson	7	1,558,450.00	48 Stuart Appleby	8	1,116,865.00
15 Davis Love III	16	2,324,133.32	32 Justin Thomas	4	1,522,400.00	49 Nick Price	13	1,111,980.96
16 Brandt Snedeker	7	2,182,200.00	33 Jason Day	8	1,521,208.33	50 Rickie Fowler	6	1,023,175.00
17 Steve Stricker	10	2,130,766.67	34 K.J. Choi	8	1,468,866.67			

Top-50 FedExCup Bonus Money Winners (2007-2020)

Rank	Name	Bonus Earnings	Rank	Name	Bonus Earnings	Rank	Name	Bonus Earnings
1	Mcllroy, Rory	\$31,860,000.00	18	Simpson, Webb	\$5,906,167.00	35	Matsuyama, Hideki	\$3,008,333.00
2	Woods, Tiger	\$28,594,000.00	19	Casey, Paul	\$5,544,000.00	36	Mahan, Hunter	\$2,991,000.00
3	Johnson, Dustin	\$25,957,000.00	20	Day, Jason	\$5,498,000.00	37	Leishman, Marc	\$2,840,500.00
4	Thomas, Justin	\$19,145,000.00	21	Donald, Luke	\$5,480,000.00	38	Sabbatini, Rory	\$2,830,000.00
5	Furyk, Jim	\$15,407,000.00	22	Koepka, Brooks	\$4,998,000.00	39	Moore, Ryan	\$2,522,000.00
6	Rose, Justin	\$15,042,500.00	23	Rahm, Jon	\$4,892,500.00	40	Scheffler, Scottie	\$2,500,000.00
7	Spieth, Jordan	\$14,933,000.00	24	Reed, Patrick	\$4,856,333.00	41	Choi, K.J.	\$2,457,500.00
8	Stenson, Henrik	\$13,863,000.00	25	Johnson, Zach	\$4,680,000.00	42	Reavie, Chez	\$2,273,000.00
9	Snedeker, Brandt	\$12,849,500.00	26	Fowler, Rickie	\$4,379,000.00	43	Kisner, Kevin	\$2,227,333.00
10	Horschel, Billy	\$12,208,000.00	27	Watson, Bubba	\$4,330,000.00	44	Na, Kevin	\$2,210,000.00
11	Schauffele, Xander	\$11,750,000.00	28	Garcia, Sergio	\$4,324,000.00	45	Woodland, Gary	\$2,199,000.00
12	Haas, Bill	\$11,544,500.00	29	Villegas, Camilo	\$4,097,000.00	46	Howell III, Charles	\$2,107,000.00
13	Singh, Vijay	\$11,272,000.00	30	Kirk, Chris	\$3,833,000.00	47	Morikawa, Collin	\$2,052,000.00
14	Mickelson, Phil	\$8,884,000.00	31	Watney, Nick	\$3,589,000.00	48	Oosthuizen, Louis	\$2,017,000.00
15	Stricker, Steve	\$8,682,000.00	32	Hoffman, Charley	\$3,497,000.00	49	O'Hair, Sean	\$2,006,000.00
16	Kuchar, Matt	\$7,231,667.00	33	DeChambeau, Bryson	\$3,286,500.00	50	Kim, Anthony	\$1,988,000.00
17	Scott, Adam	\$6,794,000.00	34	Finau, Tony	\$3,142,000.00			

Top-50 Career Stroke Averages

Name	Average	Rounds	Name	Average	Rounds	Name	Average	Rounds
1 Xander Schauffele	67.38	16	T18 Sergio Garcia	69.05	40	T34 Tommy Fleetwood	69.50	8
2 Henrik Stenson	67.75	8	T18 Justin Rose	69.05	40	T34 Chris Riley	69.50	8
3 Justin Thomas	68.25	20	20 Jim Furyk	69.11	64	T34 Tom Watson	69.50	12
4 Rory McIlroy	68.36	28	21 Jason Day	69.21	29	T34 Daniel Berger	69.50	16
5 Russell Henley	68.38	8	T22 Wayne Levi	69.25	8	39 Webb Simpson	69.53	32
T6 Ryan Moore	68.42	12	T22 Sean O'Hair	69.25	12	40 Gary Woodland	69.57	28
T6 Paul Casey	68.42	24	T22 Jerry Kelly	69.25	16	41 Zach Johnson	69.61	36
8 Joe Durant	68.50	8	25 Scott Verplank	69.28	36	T42 Kyle Stanley	69.63	8
9 Camilo Villegas	68.58	12	26 Charles Howell III	69.29	24	T42 Kevin Chappell	69.63	8
10 Billy Horschel	68.63	16	27 Jordan Spieth	69.30	20	T42 Woody Austin	69.63	8
T11 Jon Rahm	68.75	16	28 Luke Donald	69.32	28	T42 Brooks Koepka	69.63	16
T11 Retief Goosen	68.75	28	T29 Bernhard Langer	69.38	8	T46 Jesper Parnevik	69.67	12
T13 Chris Perry	68.88	8	T29 Roberto Castro	69.38	8	T46 Bryson DeChambeau	69.67	12
T13 Aaron Baddeley	68.88	8	T29 Sungjae Im	69.38	8	48 David Toms	69.68	40
T13 Tony Finau	68.88	16	32 Vijay Singh	69.42	64	T49 Heath Slocum	69.75	8
16 Tiger Woods	68.88	60	33 Adam Scott	69.48	44	T49 John Rollins	69.75	8
17 Padraig Harrington	68.94	16	T34 Ben Crane	69.50	8	T49 David Duval	69.75	28

**minimum of eight rounds*

Top-10 Finishes by Player


Player	Top-10 Finishes	Year (Finish)
Vijay Singh	12	1995 (6), 1996 (T9), 1997 (T10), 1998 (2), 1999 (T9), 2000 (T3), 2002 (1), 2003 (T5), 2004 (9), 2005 (T4), 2006 (T8), 2007 (T7)
Jim Furyk	10	1997 (2), 1998 (T3), 2001 (T7), 2003 (8), 2006 (2), 2008 (T6), 2009 (T7), 2010 (1), 2012 (7), 2014 (T2)
Tiger Woods	9	1999 (1), 2000 (2), 2002 (T7), 2004 (2), 2005 (2), 2007 (1), 2009 (2), 2012 (T8), 2018 (1)
Ernie Els	8	1996 (T6), 2000 (T3), 2001 (T2), 2004 (T10), 2006 (T10), 2008 (T6), 2009 (9), 2010 (T7)
Davis Love III	7	1997 (3), 1998 (T8), 1999 (2), 2000 (T8), 2002 (T5), 2003 (T5), 2005 (T4)
Scott Verplank	7	1988 (T8), 1998 (T5), 2001 (T5), 2003 (T9), 2004 (T7), 2005 (3), 2007 (T5)
Mark Calcavecchia	6	1987 (T5), 1988 (T3), 1989 (T9), 1993 (T7), 1997 (T4), 2007 (T2)
Sergio Garcia	6	2001 (T2), 2007 (4), 2008 (2), 2013 (T9), 2014 (T9), 2017 (T10)
Retief Goosen	6	2002 (T9), 2003 (3), 2004 (1), 2005 (T4), 2006 (4), 2010 (3)
Dustin Johnson	6	2012 (T10), 2013 (5), 2015 (T5), 2016 (T6), 2018 (3), 2020 (1)
Rory McIlroy	6	2012 (T10), 2014 (T2), 2016 (1), 2018 (T7), 2019 (1), 2020 (T8)
Corey Pavin	6	1987 (T5), 1991 (T10), 1992 (T2), 1993 (T7), 1994 (T10), 1995 (T2)
Justin Rose	6	2012 (2), 2013 (6), 2014 (T4), 2015 (T2), 2017 (T10), 2018 (T4)
Adam Scott	6	2005 (T7), 2006 (1), 2011 (T6), 2014 (T9), 2016 (T8), 2019 (6)
Paul Casey	5	2010 (T4), 2015 (T5), 2016 (4), 2017 (5), 2019 (5)
Fred Couples	5	1988 (7), 1989 (T7), 1992 (T5), 1993 (T10), 1996 (5)
David Duval	5	1995 (T9), 1997 (1), 1998 (T8), 2000 (6), 2001 (T7)
Justin Leonard	5	1995 (T7), 1996 (T6), 1997 (T8), 1998 (T5), 2008 (T10)

Player	Top-10 Finishes	Year (Finish)
Phil Mickelson	5	2000 (1), 2002 (T5), 2008 (T3), 2009 (1), 2011 (10)
Greg Norman	5	1987 (3), 1990 (T7), 1992 (T7), 1993 (T2), 1995 (T9)
Justin Thomas	5	2016 (T6), 2017 (1), 2018 (T7), 2019 (T3), 2020 (T2)
Stuart Appleby	4	2000 (7), 2005 (T7), 2006 (T10), 2008 (T10)
Chip Beck	4	1987 (2), 1989 (T9), 1990 (6), 1991 (T5)
K.J. Choi	4	2002 (T9), 2008 (9), 2010 (T7), 2011 (T3)
Luke Donald	4	2006 (T5), 2010 (2), 2011 (T3), 2012 (T3)
Jay Haas	4	1992 (T7), 1993 (T10), 1994 (6), 2004 (T7)
Kenny Perry	4	1996 (4), 2001 (T5), 2003 (T9), 2009 (T4)
Nick Price	4	1987 (T5), 1990 (5), 1991 (T5), 2000 (T3)
Xander Schauffele	4	2017 (1), 2018 (T7), 2019 (2), 2020 (T2)
Steve Stricker	4	1996 (3), 1998 (T5), 2009 (6), 2013 (T2)
Paul Azinger	3	1987 (4), 1989 (T3), 1992 (1)
Jason Day	3	2011 (T6), 2014 (T4), 2015 (T10)
Steve Elkington	3	1990 (10), 1991 (9), 1995 (T2)
Brad Faxon	3	1992 (T7), 1996 (2), 1997 (T6)
David Frost	3	1992 (T7), 1993 (T2), 1994 (T4)
Billy Horschel	3	2013 (T7), 2014 (1), 2018 (2)
Charles Howell III	3	2002 (2), 2003 (2), 2011 (T6)
John Huston	3	1993 (T2), 1994 (T10), 1999 (T5)
Zach Johnson	3	2007 (T2), 2013 (T7), 2015 (T8)
Jerry Kelly	3	2002 (4), 2004 (3), 2009 (T10)
Tom Kite	3	1988 (2), 1989 (1), 1993 (T7)
Matt Kuchar	3	2012 (T10), 2015 (T10), 2017 (T10)
Bruce Lietzke	3	1988 (T8), 1991 (4), 1994 (T10)
Hunter Mahan	3	2007 (T5), 2011 (2), 2012 (T8)
Hideki Matsuyama	3	2016 (5), 2018 (T4), 2019 (T9)
Ryan Moore	3	2010 (T9), 2012 (T3), 2016 (T2)
Xander Schauffele	3	2017 (1), 2018 (T7), 2019 (2)
Webb Simpson	3	2012 (T5), 2013 (4), 2018 (T4)
Jeff Sluman	3	1991 (T10), 1996 (T9), 1999 (T5)
Jordan Spieth	3	2012 (T2), 2015 (1), 2017 (T7)
Hal Sutton	3	1987 (T5), 1998 (1), 1999 (T9)
David Toms	3	2001 (T2), 2002 (2), 2004 (T10)
Camilo Villegas	3	2007 (T9), 2008 (1), 2010 (T9)
Bubba Watson	3	2012 (T5), 2015 (T5), 2016 (T10)
Mike Weir	3	2001 (1), 2004 (T4), 2008 (T6)

Round-by-Round Leaders

Year	18-Hole Leader	36-Hole Leader	54-Hole Leader
1987	65, Tom Watson (1)	131, Tom Watson (1)	200, Tom Watson (1)
1988	64, Curtis Strange (P1)	135, Curtis Strange (P1)	205, Curtis Strange (P1)
1989	65, Donnie Hammond (5)	134, Tom Kite (P1)	206, Wayne Levi (T3)
1990	66, Greg Norman (T7), Tim Simpson (T7)	135, Billy Mayfair (P2)	205, Billy Mayfair (P2), Jodie Mudd (P1)
1991	68, Ian Baker-Finch (T10), Russ Cochran (P2), John Daly (T3), Craig Stadler (P1)	136, Craig Stadler (P1)	208, Russ Cochran (P2), Craig Stadler (P1)
1992	68, Keith Clearwater (4), Davis Love III (T25)	136, Paul Azinger (1)	205, Paul Azinger (1)
1993	63, Jim Gallagher Jr. (1)	136, Jim Gallagher Jr. (1), David Frost (2)	205, David Frost (2)
1994	66, David Frost (T4), Bill Glasson (T4), Steve Lowery (T8), Mark McCumber (P1)	134, Bill Glasson (T4)	205, Bill Glasson (T4)
1995	68, Billy Mayfair (1)	137, Brad Bryant (T7)	207, Billy Mayfair (1)
1996	66, Tom Lehman (1), Vijay Singh (T9)	133, Tom Lehman (1)	197, Tom Lehman (1)
1997	66, David Duval (1), Jim Furyk (2), Jesper Parnevik (T6)	133, Scott Hoch (T10)	205, David Duval (1), Brad Faxon (T6), Bill Glasson (T4), Davis Love III (3)
1998	63, Vijay Singh (P2)	133, Vijay Singh (P2)	203, Vijay Singh (P2)
1999	64, Davis Love III (2)	133, Tiger Woods (1), Davis Love III (2)	200, Tiger Woods (1)
2000	64, Ernie Els (T3)	133, David Duval (6)	200, Vijay Singh (T3), Tiger Woods (2)
2001	65, Frank Lickliter II (T20), Bernhard Langer (T10)	132, Scott Verplank (T5)	200, Scott Verplank (T5)
2002	65, Steve Lowery (T13), Vijay Singh (1)	135, Charles Howell III (2)	201, Vijay Singh (1)
2003	67, Charles Howell III (2), Kenny Perry (T9)	134, Charles Howell III (2)	200, Chad Campbell (1)
2004	67, Darren Clarke (T15), Jay Haas (T7), Jerry Kelly (3)	133, Jay Haas (T7)	201, Jay Haas (T7), Tiger Woods (2)
2005	62, Bart Bryant (1)	130, Bart Bryant (1), Retief Goosen (T4)	196, Bart Bryant (1)
2006	68, Joe Durant (3), Retief Goosen (4)	136, Joe Durant (3), Adam Scott (1)	203, Adam Scott (1)
2007	62, Tim Clark (T7)	127, Tiger Woods (1)	201, Tiger Woods (1)
2008	64, Anthony Kim (T3)	133, Anthony Kim (T3)	202, Sergio Garcia (P2)
2009	64, Sean O'Hair (3)	135, Tiger Woods (2)	202, Kenny Perry (T4)
2010	66, Paul Casey (T4), Luke Donald (2), Geoff Ogilvy (T13)	132, Luke Donald (2), Jim Furyk (1)	202, Jim Furyk (1)
2011	64, Keegan Bradley (T11)	132, Adam Scott (T6)	201, Hunter Mahan (P2), Aaron Baddeley (T3)
2012	66, Justin Rose (2), Tiger Woods (T8)	133, Jim Furyk (7)	201, Justin Rose (2), Brandt Snedeker (1)
2013	64, Henrik Stenson (1)	130, Henrik Stenson (1)	199, Henrik Stenson (1)
2014	66, Billy Horschel (1), Chris Kirk (T4)	132, Billy Horschel (1)	201, Billy Horschel (1), Rory McIlroy (T2)
2015	63, Henrik Stenson (T2)	131, Henrik Stenson (T2)	202, Jordan Spieth (1)
2016	66, Kevin Chappell (T2), Dustin Johnson (T6), Hideki Matsuyama (5)	133, Dustin Johnson (T6)	202, Kevin Chappell (T2), Dustin Johnson (T6)
2017	64, Kyle Stanley (T20)	133, Paul Casey (5), Webb Simpson (T13), Justin Thomas (2)	198, Paul Casey (5)
2018	65, Rickie Fowler (T7), Tiger Woods (1)	133, Justin Rose (T4), Tiger Woods (1)	198, Tiger Woods (1)
2019	-10, Xander Schauffele (2), Brooks Koepka (T3), Justin Thomas (T3)	-13, Brooks Koepka (T3)	-15, Brooks Koepka (T3)
2020	-13, Dustin Johnson (1), Jon Rahm (4)	-13, Dustin Johnson (1)	-19, Dustin Johnson (1)

2021 Competitors' Capsules



Xander Schauffele recorded his second consecutive runner-up finish at the 2020 TOUR Championship

Competitors' Capsules

ABRAHAM ANCER

PGA TOUR VICTORIES (1): 2021 WGC-FedEx St Jude Invit'l.

KORN FERRY TOUR VICTORIES (1): 2015 Nova Scotia Open.

INTERNATIONAL VICTORIES (1): 2018 Emirates Australian Open.

2020-21 Tournament Summary

Tournament	Position	Scores	Total Score	Total Par	FedExCup Points
U.S. Open (2020)	T56	71-75-79-76	301	+21	6
Shriners Hospitals	4	66-66-65-67	264	-20	135
THE CJ CUP @ SHADOW CREEK	T28	69-73-70-71	283	-5	24
ZOZO CHAMPIONSHIP	T35	67-66-77-66	276	-12	18
Masters Tournament (2020)	T13	68-67-69-76	280	-8	63
Mayakoba Golf Classic	T12	72-67-65-66	270	-14	58
QBE Shootout	T11	62-69-64	195	-21	0
Sentry T of C	T17	70-71-69-66	276	-16	48
Sony Open in Hawaii	CUT	69-68	137	-3	0
The American Express	T5	69-65-73-66	273	-15	100
The Genesis Invitational	CUT	71-73	144	+2	0
Workday Championship	T18	71-66-70-74	281	-7	51
THE PLAYERS Championship	T22	72-70-68-73	283	-5	40
Dell Tech Match Play	T18	61-65-67	0	-20	45
Valero Texas Open	T23	72-73-69-70	284	-4	34
Masters Tournament (2021)	T26	75-69-75-70	289	+1	32
RBC Heritage	T18	69-66-70-70	275	-9	43
Valspar Championship	5	67-70-66-69	272	-12	110
Wells Fargo Championship	2	69-70-70-66	275	-9	300
PGA Championship	T8	74-72-76-65	287	-1	73
Charles Schwab Challenge	T14	70-71-67-67	275	-5	52
U.S. Open (2021)	CUT	73-77	150	+8	0
Travelers Championship	4	72-66-66-65	269	-11	135
The Open Championship	T59	69-71-71-71	282	+2	5
Olympic Men's Golf	T14	69-69-66-68	272	-12	0
FedEx St Jude Invit'l	1	67-62-67-68	264	-16	550

Tournament	Position	Scores	Total Score	Total Par	FedExCup Points
THE NORTHERN TRUST	T64	72-69-67-72	280	-4	14
BMW Championship	T9	66-67-66-71	270	-18	300

PGA TOUR Regular Season

FedExCup Points (Rank): 2,241 (8)
Official Money (Rank): \$5,816,565 (10)

DANIEL BERGER

PGA TOUR VICTORIES (4): 2016 FedEx St. Jude Classic, 2017 FedEx St. Jude Classic, 2020 Charles Schwab Challenge, 2021 AT&T Pebble Beach.

2020-21 Tournament Summary

Tournament	Position	Scores	Total Score	Total Par	FedExCup Points
U.S. Open (2020)	T34	73-70-74-76	293	+13	23
THE CJ CUP @ SHADOW CREEK	T28	71-70-70-72	283	-5	24
ZOZO CHAMPIONSHIP	T17	69-68-69-67	273	-15	43
Mayakoba Golf Classic	T23	69-70-67-67	273	-11	34
QBE Shootout	T9	60-69-63	192	-24	0
Sentry T of C	10	69-65-67-72	273	-19	75
Sony Open in Hawaii	T7	64-68-64-66	262	-18	82
Waste Management Phoenix	CUT	69-71	140	-2	0
AT&T Pebble Beach	1	67-66-72-65	270	-18	500
Workday Championship	T35	73-71-69-72	285	-3	23
THE PLAYERS Championship	T9	74-68-71-67	280	-8	71
Dell Tech Match Play	T18	47-66-57	0	-43	45
Masters Tournament (2021)	CUT	75-73	148	+4	0
RBC Heritage	T13	67-71-66-70	274	-10	55
AT&T Byron Nelson	T3	69-67-67-64	267	-21	133
PGA Championship	T75	79-69-74-76	298	+10	2
Charles Schwab Challenge	T20	68-68-72-68	276	-4	35
U.S. Open (2021)	T7	71-72-72-68	283	-1	85
John Deere Classic	T34	69-68-67-70	274	-10	19
The Open Championship	T8	70-67-68-68	273	-7	85
FedEx St Jude Invit'l	T5	66-67-67-66	266	-14	105

Tournament	Position	Scores	Total Score	Total Par	FedExCup Points
THE NORTHERN TRUST	T56	71-70-67-71	279	-5	20
BMW Championship	T26	68-71-70-66	275	-13	130

PGA TOUR Regular Season

FedExCup Points (Rank): 1,594 (26)
Official Money (Rank): \$4,258,579 (21)

SAM BURNS

PGA TOUR VICTORIES (1): 2021 Valspar Championship.

KORN FERRY TOUR VICTORIES (1): 2018 Savannah Golf Championship.

2020-21 Tournament Summary

Tournament	Position	Scores	Total Score	Total Par	FedExCup Points
Safeway Open	T7	64-65-72-70	271	-17	87
Corales Puntacana (2020)	T28	69-67-78-66	280	-8	28
Sanderson Farms Champ.	CUT	71-74	145	+1	0
Shriners Hospitals	T34	67-66-68-70	271	-13	18
Vivint Houston Open	T7	68-65-68-72	273	-7	82
The American Express	CUT	77-66	143	-1	0
Farmers Insurance Open	T18	66-72-70-75	283	-5	39
Waste Management Phoenix	T22	64-68-73-68	273	-11	34
AT&T Pebble Beach	T39	72-70-69-73	284	-4	13
The Genesis Invitational	3	64-66-74-69	273	-11	200
Arnold Palmer Inv'tl	CUT	77-72	149	+5	0
THE PLAYERS Championship	CUT	81-76	157	+13	0
Valero Texas Open	CUT	75-74	149	+5	0
RBC Heritage	T39	72-68-69-69	278	-6	16
Zurich Classic of New Orl	T4	38-73-45-69	270	-63	77
Valspar Championship	1	67-63-69-68	267	-17	500
AT&T Byron Nelson	2	65-62-69-70	266	-22	300
the Memorial Tournament	T50	71-71-75-76	293	+5	9
U.S. Open (2021)	CUT	73-74	147	+5	0
Travelers Championship	T13	66-71-67-68	272	-8	54
The Open Championship	T76	71-69-76-72	288	+8	2
FedEx St Jude Invit'l	T2	66-64-70-64	264	-16	257

Tournament	Position	Scores	Total Score	Total Par	FedExCup Points
THE NORTHERN TRUST	T21	71-67-64-72	274	-10	153
BMW Championship	8	64-70-65-70	269	-19	340

PGA TOUR Regular Season

FedExCup Points (Rank): 2,214 (10)
Official Money (Rank): \$5,160,030 (14)

Competitors' Capsules

PATRICK CANTLAY

PGA TOUR VICTORIES (5): 2018 Shriners Hospitals. 2019 the Memorial Tournament. 2021 ZOZO CHAMPIONSHIP, the Memorial Tournament presented by Workday, BMW Championship.

KORN FERRY TOUR VICTORIES (1): 2013 Colombia Championship.

2020-21 Tournament Summary

Tournament	Position	Scores	Total Score	Total Par	FedExCup Points
U.S. Open (2020)	T43	70-76-76-73	295	+15	12
Shriners Hospitals	T8	63-65-65-73	266	-18	75
THE CJ CUP @ SHADOW CREEK	T38	71-72-74-67	284	-4	16
ZOZO CHAMPIONSHIP	1	67-65-68-65	265	-23	500
Masters Tournament (2020)	T17	70-66-73-72	281	-7	56
Sentry T of C	T13	68-68-67-72	275	-17	56
The American Express	2	69-71-65-61	266	-22	300
AT&T Pebble Beach	T3	62-73-70-68	273	-15	162
The Genesis Invitational	T15	67-70-71-72	280	-4	55
THE PLAYERS Championship	CUT	74-75	149	+5	0
Dell Tech Match Play	T18	59-65-52	0	-37	45
Masters Tournament (2021)	CUT	79-73	152	+8	0
RBC Heritage	CUT	71-71	142	E	0
Zurich Classic of New Or	T11	34-74-33-67	273	-80	33
Wells Fargo Championship	CUT	72-73	145	+3	0
PGA Championship	T23	73-73-70-73	289	+1	38
the Memorial Tournament	1	69-67-68-71	275	-13	550
U.S. Open (2021)	T15	70-75-71-69	285	+1	58
Travelers Championship	T13	68-66-70-68	272	-8	54
The Open Championship	CUT	74-69	143	+3	0
FedEx St. Jude Invit'l	T23	71-67-69-67	274	-6	42

Tournament	Position	Scores	Total Score	Total Par	FedExCup Points
THE NORTHERN TRUST	T11	68-67-69-68	272	-12	245
BMW Championship	1	66-63-66-66	261	-27	2000

PGA TOUR Regular Season

FedExCup Points (Rank): 4,302 (1)
Official Money (Rank): \$7,638,805 (2)

STEWART CINK

PGA TOUR VICTORIES (8): 1997 Canon Greater Hartford Op. 2000 MCI Classic. 2004 MCI Heritage, WGC-NEC Invitational. 2008 Travelers Championship. 2009 The Open Championship. 2021 RBC Heritage, Safeway Open.

KORN FERRY TOUR VICTORIES (3): 1996 NIKE Ozarks Open, NIKE TOUR Championship, NIKE Colorado Classic.

INTERNATIONAL VICTORIES (2): 1996 Mexican Open. 1999 Mexican Open.

OTHER VICTORIES (4): 2006 Wendy's 3-Tour Challenge [with Zach Johnson and Scott Verplank]. 2007 CVS Caremark Charity Classic [with J.J. Henry]. 2013 PNC Father/Son Challenge [with Connor Cink], PNC Father/Son Challenge [with Connor Cink].

2020-21 Tournament Summary

Tournament	Position	Scores	Total Score	Total Par	FedExCup Points
Safeway Open	1	67-70-65-65	267	-21	500
Sanderson Farms Champ.	T12	69-69-72-65	275	-13	58
Shriners Hospitals	T64	67-63-70-81	281	-3	4
Bermuda Championship	T4	66-74-68-64	272	-12	108
Vivint Houston Open	CUT	72-74	146	+6	0
The RSM Classic	CUT	74-70	144	+2	0
Sentry T of C	T31	71-69-67-74	281	-11	24
Sony Open in Hawaii	T19	67-63-65-70	265	-15	42
Waste Management Phoenix	T58	69-70-71-70	280	-4	5
AT&T Pebble Beach	CUT	74-74	148	+4	0
The Genesis Invitational	CUT	73-70	143	+1	0
THE PLAYERS Championship	CUT	76-70	146	+2	0
The Honda Classic	T19	71-64-70-72	277	-3	42
Masters Tournament (2021)	T12	74-69-72-71	286	-2	63
RBC Heritage	1	63-63-69-70	265	-19	500
Wells Fargo Championship	T37	71-69-75-70	285	+1	16
PGA Championship	T30	71-76-74-69	290	+2	26
the Memorial Tournament	T47	70-74-77-71	292	+4	10
U.S. Open (2021)	T57	73-72-74-75	294	+10	5
Travelers Championship	T30	68-67-74-66	275	-5	24
The Open Championship	CUT	66-77	143	+3	0
3M Open	CUT	69-73	142	E	0
FedEx St. Jude Invit'l	T43	68-66-74-71	279	-1	13

Tournament	Position	Scores	Total Score	Total Par	FedExCup Points
THE NORTHERN TRUST	T21	71-68-66-69	274	-10	153
BMW Championship	T38	69-74-66-69	278	-10	58

PGA TOUR Regular Season

FedExCup Points (Rank): 1,656 (23)
Official Money (Rank): \$3,596,319 (28)

Competitors' Capsules

COREY CONNERS

PGA TOUR VICTORIES (1): 2019 Valero Texas Open.

2020-21 Tournament Summary

Tournament	Position	Scores	Total Score	Total Par	FedExCup Points
U.S. Open (2020)	CUT	71-76	147	+7	0
Corales Puntacana (2020)	CUT	70-76	146	+2	0
Sanderson Farms Champ.	T17	67-70-69-70	276	-12	46
THE CJ CUP @ SHADOW CREEK	T61	77-70-72-72	291	+3	4
ZOZO CHAMPIONSHIP	T8	69-67-68-66	270	-18	80
Vivint Houston Open	T24	69-67-73-68	277	-3	34
Masters Tournament (2020)	T10	74-65-71-69	279	-9	77
The RSM Classic	T10	67-70-66-64	267	-15	72
Mayakoba Golf Classic	T17	71-66-68-66	271	-13	49
Farmers Insurance Open	T37	72-71-73-70	286	-2	17
Waste Management Phoenix	T17	69-68-68-67	272	-12	47
The Genesis Invitational	CUT	72-71	143	+1	0
Arnold Palmer Inv'tl	3	66-69-71-74	280	-8	200
THE PLAYERS Championship	7	68-72-72-66	278	-10	100
Dell Tech Match Play	T61	64-53-62	0	-34	5
Valero Texas Open	T14	71-74-67-70	282	-6	55
Masters Tournament (2021)	T8	73-69-68-74	284	-4	91
RBC Heritage	T4	67-64-72-68	271	-13	115
Valspar Championship	T21	70-68-70-71	279	-5	36
Wells Fargo Championship	T43	69-72-73-72	286	+2	10
PGA Championship	T17	67-75-73-73	288	E	51
Charles Schwab Challenge	T20	70-67-68-71	276	-4	35
the Memorial Tournament	T53	74-69-74-77	294	+6	7
U.S. Open (2021)	CUT	75-73	148	+6	0
The Open Championship	T15	68-68-66-73	275	-5	58
Olympic Men's Golf	13	69-71-66-65	271	-13	0
FedEx St. Jude Inv'tl	T36	67-69-69-73	278	-2	19

Tournament	Position	Scores	Total Score	Total Par	FedExCup Points
THE NORTHERN TRUST	T8	70-69-62-70	271	-13	320
BMW Championship	T22	70-70-69-65	274	-14	152

PGA TOUR Regular Season

FedExCup Points (Rank): 1,684 (21)
Official Money (Rank): \$4,007,567 (25)

BRYSON DECHAMBEAU

PGA TOUR VICTORIES (8): 2017 John Deere Classic. **2018** the Memorial Tournament, THE NORTHERN TRUST, Dell Technologies Champ. **2019** Shriners Hospitals. **2020** Rocket Mortgage. **2021** U.S. Open (2020), Arnold Palmer Inv'tl.

KORN FERRY TOUR VICTORIES (1): 2016 DAP Championship.

INTERNATIONAL VICTORIES (1): 2019 Omega Dubai Desert Classic.

2020-21 Tournament Summary

Tournament	Position	Scores	Total Score	Total Par	FedExCup Points
U.S. Open (2020)	1	69-68-70-67	274	-6	600
Shriners Hospitals	T8	62-67-71-66	266	-18	75
Masters Tournament (2020)	T34	70-74-69-73	286	-2	23
Sentry T of C	T7	69-67-70-66	272	-20	85
The Genesis Invitational	CUT	75-69	144	+2	0
Workday Championship	T22	77-64-72-69	282	-6	41
Arnold Palmer Inv'tl	1	67-71-68-71	277	-11	550
THE PLAYERS Championship	T3	69-69-67-71	276	-12	180
Dell Tech Match Play	T42	65-66-64	0	-18	10
Masters Tournament (2021)	T46	76-67-75-75	293	+5	11
Wells Fargo Championship	T9	70-74-68-68	280	-4	77
AT&T Byron Nelson	T55	69-68-72-69	278	-10	5
PGA Championship	T38	72-71-71-77	291	+3	17
the Memorial Tournament	T18	71-72-73-71	287	-1	47
U.S. Open (2021)	T26	73-69-68-77	287	+3	35
Travelers Championship	T19	69-66-68-70	273	-7	42
Rocket Mortgage	CUT	72-71	143	-1	0
The Open Championship	T33	71-70-72-65	278	-2	22
FedEx St. Jude Inv'tl	T8	65-66-63-74	268	-12	86

Tournament	Position	Scores	Total Score	Total Par	FedExCup Points
THE NORTHERN TRUST	T31	71-65-72-68	276	-8	79
BMW Championship	2	68-60-67-66	261	-27	1200

PGA TOUR Regular Season

FedExCup Points (Rank): 3,189 (3)
Official Money (Rank): \$7,426,415 (3)

Competitors' Capsules

HARRIS ENGLISH

PGA TOUR VICTORIES (4): 2013 FedEx St. Jude Classic. 2014 OHL Classic at Mayakoba. 2021 Travelers Championship, Sentry T of C.

KORN FERRY TOUR VICTORIES (1): 2011 Children's Invitational.

OTHER VICTORIES (3): 2013 Franklin Templeton Shootout [with Matt Kuchar]. 2016 Franklin Templeton Shootout [with Matt Kuchar]. 2020 QBE Shootout [with Matt Kuchar].

2020-21 Tournament Summary

Tournament	Position	Scores	Total Score	Total Par	FedExCup Points
U.S. Open (2020)	4	68-70-72-73	283	+3	150
Shriners Hospitals	CUT	68-69	137	-5	0
THE CJ CUP @ SHADOW CREEK	10	75-66-69-68	278	-10	75
ZOZO CHAMPIONSHIP	T28	66-67-72-70	275	-13	26
The RSM Classic	T6	66-66-72-62	266	-16	88
Mayakoba Golf Classic	T5	69-70-66-63	268	-16	100
QBE Shootout	T1	58-61-60	179	-37	0
Sentry T of C	1	65-67-66-69	267	-25	500
Sony Open in Hawaii	T32	70-64-67-67	268	-12	20
Farmers Insurance Open	CUT	79-71	150	+6	0
Waste Management Phoenix	CUT	72-69	141	-1	0
Workday Championship	66	78-69-71-80	298	+10	4
Arnold Palmer Inv'tl	T26	73-70-71-74	288	E	35
Dell Tech Match Play	T42	71-65-61	0	-16	10
Masters Tournament (2021)	T21	74-71-73-70	288	E	44
RBC Heritage	CUT	70-76	146	+4	0
Wells Fargo Championship	T43	72-69-71-74	286	+2	10
AT&T Byron Nelson	T13	70-68-63-70	271	-17	56
PGA Championship	T64	75-74-75-72	296	+8	4
Palmetto Championship	T14	67-69-67-74	277	-7	53
U.S. Open (2021)	3	72-70-71-68	281	-3	210
Travelers Championship	1	67-68-67-65	267	-13	500
The Open Championship	T46	75-65-72-68	280	E	10
FedEx St. Jude Invit'l	4	62-65-65-73	265	-15	140

Tournament	Position	Scores	Total Score	Total Par	FedExCup Points
THE NORTHERN TRUST	T31	69-68-70-69	276	-8	79
BMW Championship	T26	69-70-71-65	275	-13	130

PGA TOUR Regular Season

FedExCup Points (Rank): 2,248 (7)

Official Money (Rank): \$6,200,481 (8)

TONY FINAU

PGA TOUR VICTORIES (2): 2016 Puerto Rico Open. 2021 THE NORTHERN TRUST.

KORN FERRY TOUR VICTORIES (1): 2014 Stonebrae Classic.

2020-21 Tournament Summary

Tournament	Position	Scores	Total Score	Total Par	FedExCup Points
U.S. Open (2020)	T8	69-73-73-71	286	+6	82
ZOZO CHAMPIONSHIP	T11	69-64-69-69	271	-17	65
Vivint Houston Open	T24	69-69-68-71	277	-3	34
Masters Tournament (2020)	T38	69-75-71-72	287	-1	17
Mayakoba Golf Classic	T8	67-66-69-67	269	-15	77
QBE Shootout	T5	59-68-63	190	-26	0
Sentry T of C	T31	74-68-68-71	281	-11	24
The American Express	4	68-66-67-68	269	-19	135
Farmers Insurance Open	T2	69-67-74-69	279	-9	167
The Genesis Invitational	2	71-67-70-64	272	-12	315
Workday Championship	14	68-67-72-72	279	-9	62
THE PLAYERS Championship	CUT	78-69	147	+3	0
Dell Tech Match Play	T28	55-68-69	0	-21	25
Valero Texas Open	CUT	73-74	147	+3	0
Masters Tournament (2021)	T10	74-66-73-72	285	-3	79
Zurich Classic of New Orl	T17	45-68-50-76	274	-49	19
Wells Fargo Championship	CUT	73-73	146	+4	0
PGA Championship	T8	74-72-70-71	287	-1	73
Charles Schwab Challenge	T20	69-67-68-72	276	-4	35
the Memorial Tournament	T32	72-68-76-73	289	+1	25
U.S. Open (2021)	CUT	74-76	150	+8	0
Travelers Championship	CUT	76-67	143	+3	0
The Open Championship	T15	70-66-72-67	275	-5	58
3M Open	T28	72-67-68-70	277	-7	27
FedEx St. Jude Invit'l	T34	69-65-69-74	277	-3	24

Tournament	Position	Scores	Total Score	Total Par	FedExCup Points
THE NORTHERN TRUST	1	67-64-68-65	264	-20	2000
BMW Championship	T15	67-72-70-63	272	-16	216

PGA TOUR Regular Season

FedExCup Points (Rank): 3,564 (2)

Official Money (Rank): \$5,740,097 (11)

Competitors' Capsules

SERGIO GARCIA

PGA TOUR VICTORIES (11): 2001 MasterCard Colonial, Buick Classic. 2002 Mercedes Championships. 2004 EDS Byron Nelson Champ, Buick Classic. 2005 Booz Allen Classic. 2008 THE PLAYERS Championship. 2012 Wyndham Championship. 2016 AT&T Byron Nelson. 2017 Masters Tournament. 2021 Sanderson Farms Champ..

INTERNATIONAL VICTORIES (20): 1999 Murphy's Irish Open [Eur], Linde German Masters [Eur]. 2001 Lancome Trophy [Eur]. 2002 Canarias Open de Espana [Eur], Kolon Cup Korean Open [Asia]. 2004 Mallorca Classic [Eur]. 2005 Omega European Masters [Eur]. 2008 Castello Masters [Eur], World Golf Championships-HSBC Champions [Eur], Castello Masters [Eur]. 2011 Andalucia Masters [Eur]. 2012 Iskandar Johor Open [Asia], Thailand Golf Championship [Asia]. 2013 Commercial Bank Qatar Masters [Eur]. 2015 Ho Tram Open [Asia]. 2017 Omega Dubai Desert Classic [Eur], Andalucia Valderrama Masters hosted by the Sergio Garcia Foundation [Eur]. 2018 SMBC Singapore Open [Asia], Andalucia Valderrama Masters hosted by the Sergio Garcia Foundation [Eur]. 2019 KLM Open.

OTHER VICTORIES (4): 1997 Catalanian Open Championship. 1999 Dunhill Cup [with Miguel Angel Jimenez and Jose Maria Olazabal]. 2001 Nedbank Golf Challenge [SAF]. 2002 Nedbank Golf Challenge [SAF].

2020-21 Tournament Summary

Tournament	Position	Scores	Total Score	Total Par	FedExCup Points
Safeway Open	CUT	72-69	141	-3	0
U.S. Open (2020)	CUT	74-81	155	+15	0
Sanderson Farms Champ.	1	68-68-66-67	269	-19	500
Shriners Hospitals	T43	66-64-69-73	272	-12	10
THE CJ CUP @ SHADOW CREEK	T21	71-70-72-69	282	-6	37
Vivint Houston Open	CUT	74-71	145	+5	0
Sentry T of C	T11	67-71-67-69	274	-18	67
Sony Open in Hawaii	T47	70-66-64-70	270	-10	8
The Genesis Invitational	CUT	72-71	143	+1	0
Workday Championship	T32	67-74-67-76	284	-4	26
THE PLAYERS Championship	T9	65-72-71-72	280	-8	71
Dell Tech Match Play	T5	49-61-60-62	0	-61	101
Masters Tournament (2021)	CUT	76-72	148	+4	0
RBC Heritage	CUT	68-75	143	+1	0
AT&T Byron Nelson	CUT	65-75	140	-4	0
PGA Championship	CUT	77-73	150	+6	0
Charles Schwab Challenge	T20	63-69-68-76	276	-4	35
U.S. Open (2021)	T19	71-74-73-68	286	+2	46
The Open Championship	T19	68-69-73-66	276	-4	46
3M Open	T25	70-70-69-67	276	-8	34
FedEx St Jude Invit'l	T26	70-68-65-72	275	-5	35

Tournament	Position	Scores	Total Score	Total Par	FedExCup Points
THE NORTHERN TRUST	CUT	75-68	143	+1	0
BMW Championship	T6	65-67-67-69	268	-20	380

PGA TOUR Regular Season

FedExCup Points (Rank): 1,400 (28)
Official Money (Rank): \$2,998,555 (37)

BILLY HORSCHTEL

PGA TOUR VICTORIES (6): 2013 Zurich Classic of New Or. 2014 BMW Championship, TOUR Championship. 2017 AT&T Byron Nelson. 2018 Zurich Classic of New Or. 2021 WGC-Dell Tech Match Play.

2020-21 Tournament Summary

Tournament	Position	Scores	Total Score	Total Par	FedExCup Points
U.S. Open (2020)	T38	72-70-72-80	294	+14	18
THE CJ CUP @ SHADOW CREEK	T28	70-70-72-71	283	-5	24
ZOZO CHAMPIONSHIP	69	72-67-73-73	285	-3	3
Masters Tournament (2020)	T38	70-70-72-75	287	-1	17
Mayakoba Golf Classic	T5	70-69-65-64	268	-16	100
QBE Shootout	T5	62-66-62	190	-26	0
Sentry T of C	T24	71-66-66-75	278	-14	34
Sony Open in Hawaii	T7	65-66-66-65	262	-18	82
Farmers Insurance Open	CUT	76-69	145	+1	0
Waste Management Phoenix	T53	66-68-71-73	278	-6	6
Workday Championship	T2	67-67-69-70	273	-15	218
Arnold Palmer Inv'tl	CUT	74-75	149	+5	0
THE PLAYERS Championship	T58	71-73-71-74	289	+1	5
Dell Tech Match Play	1	69-57-59-60	0	-58	550
Masters Tournament (2021)	T50	76-71-73-76	296	+8	9
RBC Heritage	T25	66-67-71-72	276	-8	30
Zurich Classic of New Or	T4	35-73-38-69	270	-73	77
PGA Championship	T23	77-72-68-72	289	+1	38
Charles Schwab Challenge	T40	71-68-72-67	278	-2	14
the Memorial Tournament	67	76-70-82-73	301	+13	4
U.S. Open (2021)	CUT	74-75	149	+7	0
The Open Championship	T53	70-69-73-69	281	+1	6
FedEx St Jude Invit'l	T17	68-67-66-72	273	-7	51

Tournament	Position	Scores	Total Score	Total Par	FedExCup Points
THE NORTHERN TRUST	T31	71-70-66-69	276	-8	79
BMW Championship	T52	71-72-73-67	283	-5	26

PGA TOUR Regular Season

FedExCup Points (Rank): 1,397 (29)
Official Money (Rank): \$4,030,906 (23)

VIKTOR HOVLAND

PGA TOUR VICTORIES (2): 2020 Puerto Rico Open. 2021 Mayakoba Golf Classic.

INTERNATIONAL VICTORIES (1): 2021 BMW International Open.

2020-21 Tournament Summary

Tournament	Position	Scores	Total Score	Total Par	FedExCup Points
U.S. Open (2020)	T13	71-71-70-75	287	+7	63
THE CJ CUP @ SHADOW CREEK	T12	75-66-69-70	280	-8	58
ZOZO CHAMPIONSHIP	T47	71-64-71-72	278	-10	9
Vivint Houston Open	T15	70-69-68-68	275	-5	51
Mayakoba Golf Classic	1	67-69-63-65	264	-20	500
Sentry T of C	T31	69-68-68-76	281	-11	24
Farmers Insurance Open	T2	70-65-73-71	279	-9	167
The Genesis Invitational	T5	71-69-70-67	277	-7	105
Workday Championship	T2	71-69-66-67	273	-15	218
Arnold Palmer Inv'tl	T49	69-68-77-78	292	+4	8
THE PLAYERS Championship	CUT	72-74	146	+2	0
Dell Tech Match Play	T42	65-55-65	0	-28	10
Masters Tournament (2021)	T21	73-70-72-73	288	E	44
Zurich Classic of New Or	T25	54-69-38-78	277	-49	8
Valspar Championship	T3	69-69-68-65	271	-13	162
Wells Fargo Championship	T3	69-72-68-67	276	-8	162
PGA Championship	T30	69-75-75-71	290	+2	26
the Memorial Tournament	T47	72-70-76-74	292	+4	10
U.S. Open (2021)	W/D	74	74	+3	0
The Open Championship	T12	68-71-69-66	274	-6	68
Olympic Men's Golf	T14	68-69-71-64	272	-12	0
FedEx St Jude Invit'l	T36	73-65-69-71	278	-2	19

Tournament	Position	Scores	Total Score	Total Par	FedExCup Points
THE NORTHERN TRUST	T43	68-67-65-77	277	-7	46
BMW Championship	T17	70-69-68-66	273	-15	188

PGA TOUR Regular Season

FedExCup Points (Rank): 1,951 (13)
Official Money (Rank): \$5,048,772 (16)

Competitors' Capsules

SUNGJAE IM

PGA TOUR VICTORIES (1): 2020 The Honda Classic.

KORN FERRY TOUR VICTORIES (2): 2018 WinCo Foods Portland Open, The Bahamas Great Exuma.

INTERNATIONAL VICTORIES (1): 2019 Genesis Championship.

2020-21 Tournament Summary

Tournament	Position	Scores	Total Score	Total Par	FedExCup Points
U.S. Open (2020)	22	70-75-73-71	289	+9	46
Sanderson Farms Champ.	T28	71-70-72-66	279	-9	28
Shriners Hospitals	T13	67-63-69-68	267	-17	54
THE CJ CUP @ SHADOW CREEK	T45	78-69-72-67	286	-2	10
ZOZO CHAMPIONSHIP	T41	68-68-69-72	277	-11	12
Vivint Houston Open	T50	74-69-73-67	283	+3	6
Masters Tournament (2020)	T2	66-70-68-69	273	-15	270
The RSM Classic	CUT	72-69	141	-1	0
Sentry T of C	T5	67-68-67-69	271	-21	105
Sony Open in Hawaii	T56	68-68-68-67	271	-9	5
The American Express	T12	68-65-73-69	275	-13	59
Farmers Insurance Open	T32	69-74-69-73	285	-3	22
Waste Management Phoenix	T17	72-67-68-65	272	-12	47
Workday Championship	T28	68-74-69-72	283	-5	32
Arnold Palmer Invit'l	T21	69-70-72-76	287	-1	44
THE PLAYERS Championship	T17	72-66-77-66	281	-7	54
The Honda Classic	T8	68-68-69-70	275	-5	75
Dell Tech Match Play	T42	64-55-63	0	-31	10
Masters Tournament (2021)	CUT	77-80	157	+13	0
RBC Heritage	T13	68-65-69-72	274	-10	55
Zurich Classic of New Orl	CUT	35-73	141	-36	0
Valspar Championship	T29	68-67-74-71	280	-4	23
Wells Fargo Championship	CUT	68-82	150	+8	0
PGA Championship	T17	70-72-73-73	288	E	51
Charles Schwab Challenge	CUT	71-71	142	+2	0
the Memorial Tournament	CUT	70-77	147	+3	0
Palmetto Championship	T35	75-68-71-67	281	-3	17
U.S. Open (2021)	T35	72-72-69-76	289	+5	21
Rocket Mortgage	T8	69-68-69-67	273	-15	77
John Deere Classic	T47	68-67-69-72	276	-8	9
Olympic Men's Golf	T22	70-73-63-68	274	-10	0
FedEx St Jude Invit'l	T46	70-70-67-73	280	E	10
Wyndham Championship	T24	66-68-67-68	269	-11	34

Tournament	Position	Scores	Total Score	Total Par	FedExCup Points
THE NORTHERN TRUST	T16	71-65-67-70	273	-11	196
BMW Championship	3	67-65-66-67	265	-23	760

PGA TOUR Regular Season

FedExCup Points (Rank): 2,141 (12)
Official Money (Rank): \$4,157,182 (22)

DUSTIN JOHNSON

PGA TOUR VICTORIES (24): 2008 Turning Stone Champ.. **2009** AT&T Pebble Beach. **2010** AT&T Pebble Beach, BMW Championship. **2011** The Barclays. **2012** FedEx St. Jude Classic. **2013** Hyundai T of C. **2014** WGC-HSBC Champions. **2015** WGC-Cadillac Championship. **2016** U.S. Open, BMW Championship, WGC-Bridgestone Invit'l. **2017** WGC-Dell Tech Match Play, Genesis Open, WGC-Mexico Championship, THE NORTHERN TRUST. **2018** FedEx St. Jude Classic, RBC Canadian Open, Sentry T of C. **2019** WGC-Mexico Championship. **2020** Travelers Championship, TOUR Championship, THE NORTHERN TRUST. **2020** Masters Tournament.

INTERNATIONAL VICTORIES (3): 2019 Saudi International powered by SBIA [Eur], Saudi International powered by SBIA [Eur]. **2021** Saudi International powered by SoftBank Investment Advisers.

OTHER VICTORIES (1): 2010 Shark Shootout [with Ian Poulter].

2020-21 Tournament Summary

Tournament	Position	Scores	Total Score	Total Par	FedExCup Points
U.S. Open (2020)	T6	73-70-72-70	285	+5	105
Vivint Houston Open	T2	72-66-66-65	269	-11	245
Masters Tournament (2020)	1	65-70-65-68	268	-20	600
Sentry T of C	T11	71-65-69-69	274	-18	67
The Genesis Invitational	T8	68-67-71-72	278	-6	80
Workday Championship	T54	77-69-69-78	293	+5	6
THE PLAYERS Championship	T48	73-70-73-71	287	-1	9
Dell Tech Match Play	T28	66-67-67	0	-13	25
Masters Tournament (2021)	CUT	74-75	149	+5	0
RBC Heritage	T13	70-67-71-66	274	-10	55
Valspar Championship	T48	71-68-74-69	282	-2	8
PGA Championship	CUT	76-74	150	+6	0
Palmetto Championship	T10	65-68-73-70	276	-8	67
U.S. Open (2021)	T19	71-73-68-74	286	+2	46
Travelers Championship	T25	70-68-65-71	274	-6	32
The Open Championship	T8	68-65-73-67	273	-7	85
3M Open	CUT	70-72	142	E	0
FedEx St Jude Invit'l	T10	69-65-65-70	269	-11	75

Tournament	Position	Scores	Total Score	Total Par	FedExCup Points
THE NORTHERN TRUST	CUT	70-72	142	E	0
BMW Championship	T6	67-70-65-66	268	-20	380

PGA TOUR Regular Season

FedExCup Points (Rank): 1,890 (15)
Official Money (Rank): \$5,001,136 (17)

Competitors' Capsules

BROOKS KOEPKA

PGA TOUR VICTORIES (8): 2015 Waste Management Phoenix. 2017 U.S. Open. 2018 U.S. Open, PGA Championship. 2019 THE CJ CUP @ NINE BRIDGES, PGA Championship, WGC-FedEx St Jude Invit'l. 2021 Waste Management Phoenix.

INTERNATIONAL VICTORIES (7): 2012 Challenge de Catalunya [EurChall]. 2013 Scottish Hydro Challenge [EurChall], Fred Olesen Challenge de Espana [EurChall], Montecchia Golf Open [EurChall]. 2014 Turkish Airlines Open [Eur]. 2016 Dunlop Phoenix [Jpn]. 2017 Dunlop Phoenix [Jpn].

2020-21 Tournament Summary

Tournament	Position	Scores	Total Score	Total Par	FedExCup Points
THE CJ CUP @ SHADOW CREEK	T28	74-68-68-73	283	-5	24
Vivint Houston Open	T5	72-70-65-65	272	-8	105
Masters Tournament (2020)	T7	70-69-69-70	278	-10	94
Mayakoba Golf Classic	CUT	71-71	142	E	0
The American Express	CUT	72-71	143	-1	0
Farmers Insurance Open	CUT	72-76	148	+4	0
Waste Management Phoenix	1	68-66-66-65	265	-19	500
The Genesis Invitational	T38	68-70-77-69	284	E	18
Workday Championship	T2	67-66-70-70	273	-15	218
Masters Tournament (2021)	CUT	74-75	149	+5	0
AT&T Byron Nelson	CUT	71-70	141	-3	0
PGA Championship	T2	69-71-70-74	284	-4	270
Palmetto Championship	CUT	72-73	145	+3	0
U.S. Open (2021)	T4	69-73-71-69	282	-2	126
Travelers Championship	T5	69-67-69-65	270	-10	93
The Open Championship	T6	69-66-72-65	272	-8	105
FedEx St Jude Invit'l	T54	70-69-67-76	282	+2	6

Tournament	Position	Scores	Total Score	Total Par	FedExCup Points
THE NORTHERN TRUST	T31	70-64-68-74	276	-8	79
BMW Championship	T22	70-67-69-68	274	-14	152

PGA TOUR Regular Season

FedExCup Points (Rank): 1,793 (20)
Official Money (Rank): \$5,204,136 (13)

JASON KOKRAK

PGA TOUR VICTORIES (2): 2021 Charles Schwab Challenge, THE CJ CUP @ SHADOW CREEK.

KORN FERRY TOUR VICTORIES (2): 2011 Albertsons Boise Open, Miccosukee Championship.

2020-21 Tournament Summary

Tournament	Position	Scores	Total Score	Total Par	FedExCup Points
U.S. Open (2020)	T17	68-71-77-72	288	+8	52
Shriners Hospitals	CUT	68-68	136	-6	0
THE CJ CUP @ SHADOW CREEK	1	70-66-68-64	268	-20	500
ZOZO CHAMPIONSHIP	T17	69-65-69-70	273	-15	43
Masters Tournament (2020)	CUT	71-77	148	+4	0
The RSM Classic	CUT	75-67	142	E	0
Sentry T of C	T35	71-66-70-76	283	-9	20
Sony Open in Hawaii	T56	62-71-66-72	271	-9	5
Farmers Insurance Open	T29	70-69-74-71	284	-4	28
The Genesis Invitational	T32	67-68-74-74	283	-1	24
Workday Championship	T9	70-69-69-69	277	-11	80
Arnold Palmer Inv'tl	T8	68-73-69-74	284	-4	86
THE PLAYERS Championship	T9	70-72-71-67	280	-8	71
Dell Tech Match Play	T42	68-61-71	0	-13	10
Masters Tournament (2021)	49	71-76-71-77	295	+7	10
Zurich Classic of New Orl	T21	50-70-62-74	275	-32	13
Valspar Championship	T13	67-69-70-71	277	-7	55
PGA Championship	T49	71-72-73-77	293	+5	8
Charles Schwab Challenge	1	65-65-66-70	266	-14	500
U.S. Open (2021)	CUT	73-78	151	+9	0
Rocket Mortgage	T12	69-69-67-69	274	-14	62
The Open Championship	T26	70-70-66-71	277	-3	33
FedEx St Jude Invit'l	T34	67-68-68-74	277	-3	24
Wyndham Championship	CUT	70-74	144	+4	0

Tournament	Position	Scores	Total Score	Total Par	FedExCup Points
THE NORTHERN TRUST	CUT	70-72	142	E	0
BMW Championship	T15	73-68-65-66	272	-16	216

PGA TOUR Regular Season

FedExCup Points (Rank): 1,847 (18)
Official Money (Rank): \$5,118,629 (15)

HIDEKI MATSUYAMA

PGA TOUR VICTORIES (6): 2014 the Memorial Tournament. 2016 Waste Management Phoenix. 2017 Waste Management Phoenix, WGC-HSBC Champions, WGC-Bridgestone Invit'l. 2021 Masters Tournament.

INTERNATIONAL VICTORIES (8): 2011 Mitsui Sumitomo Visa Taiheiyo [Jpn]. 2013 Tsuruya Open [Jpn], Diamond Cup Golf [Jpn], Fujisankei Classic [Jpn], Casio World Open [Jpn]. 2014 Dunlop Phoenix [Jpn]. 2016 Japan Open Golf Championship [Jpn], Taiheiyo Masters [Jpn].

OTHER VICTORIES (1): 2016 Hero World Challenge.

2020-21 Tournament Summary

Tournament	Position	Scores	Total Score	Total Par	FedExCup Points
U.S. Open (2020)	T17	71-69-70-78	288	+8	52
Shriners Hospitals	CUT	68-69	137	-5	0
THE CJ CUP @ SHADOW CREEK	T21	70-68-70-74	282	-6	37
ZOZO CHAMPIONSHIP	T28	70-71-68-66	275	-13	26
Vivint Houston Open	T2	70-70-66-63	269	-11	245
Masters Tournament (2020)	T13	68-68-72-72	280	-8	63
Sentry T of C	T41	73-75-72-68	288	-4	14
Sony Open in Hawaii	T19	66-65-66-68	265	-15	42
Farmers Insurance Open	T53	74-68-74-73	289	+1	5
Waste Management Phoenix	T42	71-67-69-69	276	-8	11
The Genesis Invitational	CUT	71-73	144	+2	0
Workday Championship	T15	72-66-68-74	280	-8	57
Arnold Palmer Inv'tl	T18	75-70-69-72	286	-2	52
THE PLAYERS Championship	CUT	76-69	145	+1	0
Dell Tech Match Play	T42	51-63-45	0	-54	10
Valero Texas Open	T30	67-74-73-71	285	-3	25
Masters Tournament (2021)	1	69-71-65-73	278	-10	600
AT&T Byron Nelson	T39	68-70-68-70	276	-12	13
PGA Championship	T23	73-68-76-72	289	+1	38
the Memorial Tournament	T62	73-68-79-76	296	+8	5
U.S. Open (2021)	T26	69-76-74-68	287	+3	35
Rocket Mortgage	W/D	70	70	-2	0
Olympic Men's Golf	T4	69-64-67-69	269	-15	0
FedEx St Jude Invit'l	T2	68-69-64-63	264	-16	257
Wyndham Championship	CUT	69-69	138	-2	0

Tournament	Position	Scores	Total Score	Total Par	FedExCup Points
THE NORTHERN TRUST	T43	69-68-70-70	277	-7	46
BMW Championship	T46	67-69-72-71	279	-9	41

PGA TOUR Regular Season

FedExCup Points (Rank): 1,681 (22)
Official Money (Rank): \$4,963,594 (18)

Competitors' Capsules

RORY MCILROY

PGA TOUR VICTORIES (19): 2010 Quail Hollow Championship. 2011 U.S. Open. 2012 BMW Championship, The Honda Classic, PGA Championship, Deutsche Bank Champ. 2014 The Open Championship, WGC-Bridgestone Invit'l, PGA Championship. 2015 WGC-Cadillac Match Play, Wells Fargo Championship. 2016 TOUR Championship, Deutsche Bank Champ. 2018 Arnold Palmer Inv'tl. 2019 THE PLAYERS Championship, RBC Canadian Open, TOUR Championship. 2020 WGC-HSBC Champions. 2021 Wells Fargo Championship.

INTERNATIONAL VICTORIES (8): 2009 Dubai Desert Classic [Eur]. 2011 UBS Hong Kong Open [Eur]. 2012 DP World Tour Championship [Eur]. 2013 Emirates Australian Open [Aus]. 2014 BMW PGA Championship [Eur]. 2015 Omega Dubai Desert Classic [Eur], DP World Tour Championship [Eur]. 2016 Dubai Duty Free Irish Open Hosted by the Rory Foundation [Eur].

OTHER VICTORIES (1): 2011 Shanghai Masters.

2020-21 Tournament Summary

Tournament	Position	Scores	Total Score	Total Par	FedExCup Points
U.S. Open (2020)	T8	67-76-68-75	286	+6	82
THE CJ CUP @ SHADOW CREEK	T21	73-69-66-74	282	-6	37
ZOZO CHAMPIONSHIP	T17	73-67-67-66	273	-15	43
Masters Tournament (2020)	T5	75-66-67-69	277	-11	115
Farmers Insurance Open	T16	68-71-70-73	282	-6	52
Waste Management Phoenix	T13	70-67-70-64	271	-13	56
The Genesis Invitational	CUT	73-76	149	+7	0
Workday Championship	T6	69-70-66-71	276	-12	96
Arnold Palmer Inv'tl	T10	66-71-72-76	285	-3	64
THE PLAYERS Championship	CUT	79-75	154	+10	0
Dell Tech Match Play	T28	53-52-66	0	-42	25
Masters Tournament (2021)	CUT	76-74	150	+6	0
Wells Fargo Championship	1	72-66-68-68	274	-10	500
PGA Championship	T49	75-72-74-72	293	+5	8
the Memorial Tournament	T18	72-72-71-72	287	-1	47
U.S. Open (2021)	T7	70-73-67-73	283	-1	85
The Open Championship	T46	70-70-69-71	280	E	10
Olympic Men's Golf	T4	69-66-67-67	269	-15	0
FedEx St Jude Inv'tl	T12	72-66-66-66	270	-10	67

Tournament	Position	Scores	Total Score	Total Par	FedExCup Points
THE NORTHERN TRUST	T43	71-70-66-70	277	-7	46
BMW Championship	4	64-70-65-67	266	-22	540

PGA TOUR Regular Season

FedExCup Points (Rank): 1,878 (16)
Official Money (Rank): \$4,391,809 (20)

COLLIN MORIKAWA

PGA TOUR VICTORIES (5): 2019 Barracuda Championship. 2020 Workday Charity Open, PGA Championship. 2021 WGC-Workday Championship, The Open Championship.

2020-21 Tournament Summary

Tournament	Position	Scores	Total Score	Total Par	FedExCup Points
U.S. Open (2020)	CUT	76-71	147	+7	0
Shriners Hospitals	CUT	69-67	136	-6	0
THE CJ CUP @ SHADOW CREEK	T12	71-65-71-73	280	-8	58
ZOZO CHAMPIONSHIP	T50	71-65-72-71	279	-9	7
Masters Tournament (2020)	T44	70-74-70-74	288	E	13
Sentry T of C	T7	69-65-65-73	272	-20	85
Sony Open in Hawaii	T7	66-65-67-64	262	-18	82
The Genesis Invitational	T43	73-69-70-73	285	+1	11
Workday Championship	1	70-64-67-69	270	-18	550
THE PLAYERS Championship	T41	71-73-76-66	286	-2	13
Dell Tech Match Play	T56	66-69-62	0	-16	6
Masters Tournament (2021)	T18	73-69-75-70	287	-1	53
RBC Heritage	T7	65-68-67-72	272	-12	87
Zurich Classic of New Orl	CUT	55-77	147	-12	0
PGA Championship	T8	70-75-74-68	287	-1	73
Charles Schwab Challenge	T14	69-66-72-68	275	-5	52
the Memorial Tournament	2	66-72-66-71	275	-13	315
U.S. Open (2021)	T4	75-67-70-70	282	-2	126
The Open Championship	1	67-64-68-66	265	-15	600
Olympic Men's Golf	T4	69-70-67-63	269	-15	0
FedEx St Jude Inv'tl	T26	67-71-68-69	275	-5	35

Tournament	Position	Scores	Total Score	Total Par	FedExCup Points
THE NORTHERN TRUST	CUT	74-70	144	+2	0
BMW Championship	T63	72-75-70-69	286	-2	16

PGA TOUR Regular Season

FedExCup Points (Rank): 2,188 (11)
Official Money (Rank): \$7,059,908 (4)

Competitors' Capsules

KEVIN NA

PGA TOUR VICTORIES (5): 2011 Justin Timberlake. **2018** The Greenbrier. **2019** Charles Schwab Challenge. **2020** Shriners Hospitals. **2021** Sony Open in Hawaii.

KORN FERRY TOUR VICTORIES (1): 2006 Mark Christopher Charity.

INTERNATIONAL VICTORIES (1): 2002 Volvo Masters of Asia [Asia].

OTHER VICTORIES (1): 2002 Long Beach Open.

2020-21 Tournament Summary

Tournament	Position	Scores	Total Score	Total Par	FedExCup Points
U.S. Open (2020)	CUT	75-77	152	+12	0
Shriners Hospitals	T43	66-66-64-76	272	-12	10
THE CJ CUP @ SHADOW CREEK	T45	76-66-73-71	286	-2	10
ZOZO CHAMPIONSHIP	T28	70-65-69-71	275	-13	26
Masters Tournament (2020)	T13	73-68-69-70	280	-8	63
QBE Shootout	T2	56-68-64	188	-28	0
Sentry T of C	T38	71-68-69-79	287	-5	17
Sony Open in Hawaii	1	67-66-61-65	259	-21	500
The American Express	CUT	75-69	144	E	0
The Genesis Invitational	T38	70-72-72-70	284	E	18
Workday Championship	T11	73-69-69-67	278	-10	69
Arnold Palmer Inv't'l	T43	71-71-76-73	291	+3	12
THE PLAYERS Championship	W/D	81	81	+9	0
Dell Tech Match Play	T42	63-67-69	0	-14	10
Masters Tournament (2021)	T12	75-70-70-71	286	-2	63
RBC Heritage	CUT	74-72	146	+4	0
Valspar Championship	T29	68-69-70-73	280	-4	23
PGA Championship	CUT	79-78	157	+13	0
Charles Schwab Challenge	T32	73-65-71-68	277	-3	20
U.S. Open (2021)	CUT	77-73	150	+8	0
Travelers Championship	T47	69-68-68-72	277	-3	8
John Deere Classic	T2	67-66-66-68	267	-17	245
FedEx St. Jude Invit'l	T23	67-71-67-69	274	-6	42
Wyndham Championship	T2	68-64-67-66	265	-15	167

Tournament	Position	Scores	Total Score	Total Par	FedExCup Points
THE NORTHERN TRUST	T8	67-66-70-68	271	-13	320
BMW Championship	T17	72-65-69-67	273	-15	188

PGA TOUR Regular Season

FedExCup Points (Rank): 1,816 (19)
Official Money (Rank): \$3,625,982 (27)

JOAQUIN NIEMANN

PGA TOUR VICTORIES (1): 2020 The Greenbrier.

2020-21 Tournament Summary

Tournament	Position	Scores	Total Score	Total Par	FedExCup Points
U.S. Open (2020)	T23	68-73-72-77	290	+10	38
Shriners Hospitals	T13	68-66-67-66	267	-17	54
THE CJ CUP @ SHADOW CREEK	6	72-68-69-66	275	-13	100
ZOZO CHAMPIONSHIP	T17	70-66-68-69	273	-15	43
The RSM Classic	T44	73-66-70-65	274	-8	10
Mayakoba Golf Classic	T23	66-70-67-70	273	-11	34
QBE Shootout	T12	61-69-68	198	-18	0
Sentry T of C	2	69-67-67-64	267	-25	300
Sony Open in Hawaii	T2	62-69-63-66	260	-20	245
The Genesis Invitational	T43	67-68-78-72	285	+1	11
Workday Championship	T28	69-72-73-69	283	-5	32
THE PLAYERS Championship	T29	73-71-70-70	284	-4	29
The Honda Classic	T25	69-67-73-69	278	-2	32
Dell Tech Match Play	T18	67-67-52	0	-27	45
Masters Tournament (2021)	T40	75-71-70-76	292	+4	15
Valspar Championship	T8	68-68-67-72	275	-9	80
Wells Fargo Championship	T18	71-71-70-71	283	-1	42
PGA Championship	T30	71-72-71-76	290	+2	26
Charles Schwab Challenge	T50	69-69-72-70	280	E	7
the Memorial Tournament	CUT	74-75	149	+5	0
U.S. Open (2021)	T31	75-69-71-73	288	+4	27
Travelers Championship	T36	68-67-73-68	276	-4	15
Rocket Mortgage	T2	65-69-68-68	270	-18	245
The Open Championship	T59	69-70-73-70	282	+2	5
Olympic Men's Golf	T10	70-69-66-65	270	-14	0
FedEx St. Jude Invit'l	T17	70-68-68-67	273	-7	51

Tournament	Position	Scores	Total Score	Total Par	FedExCup Points
THE NORTHERN TRUST	T47	71-70-65-72	278	-6	32
BMW Championship	T29	68-74-68-66	276	-12	106

PGA TOUR Regular Season

FedExCup Points (Rank): 1,629 (24)
Official Money (Rank): \$3,936,912 (26)

Competitors' Capsules

LOUIS OOSTHUIZEN

PGA TOUR VICTORIES (1): 2010 The Open Championship.

INTERNATIONAL VICTORIES (14): 2004 Vodacom Origins of Golf-Arabella [SAF], 2007 Platinum Classic [SAF], Dimension Data Pro-Am [SAF], Telekom PGA Championship [SAF], 2008 Telekom PGA Championship [SAF], 2010 Open de Golf de Andalucia [Eur], 2011 Africa Open [Eur], 2012 Africa Open [Eur], Maybank Malaysian Open [Eur], 2013 Volvo Golf Champions [Eur], 2014 Volvo Golf Champions [Eur], 2016 ISPS HANDA Perth International [Eur], 2018 South African Open Hosted by the City of Johannesburg [Eur], South African Open Hosted by the City of Johannesburg [Eur].

2020-21 Tournament Summary

Tournament	Position	Scores	Total Score	Total Par	FedExCup Points
U.S. Open (2020)	3	67-74-68-73	282	+2	210
Shriners Hospitals	T19	65-68-71-64	268	-16	43
THE CJ CUP @ SHADOW CREEK	T48	70-73-74-70	287	-1	9
Masters Tournament (2020)	T23	68-70-75-70	283	-5	43
The RSM Classic	CUT	73-69	142	E	0
QBE Shootout	T5	60-66-64	190	-26	0
Farmers Insurance Open	T29	72-71-70-71	284	-4	28
Waste Management Phoenix	T11	69-67-63-71	270	-14	67
Workday Championship	T6	69-68-70-69	276	-12	96
THE PLAYERS Championship	T41	73-69-74-70	286	-2	13
Dell Tech Match Play	T61	66-71-63	0	-13	5
Masters Tournament (2021)	T26	76-70-72-71	289	+1	32
Zurich Classic of New Or	2	44-71-45-71	268	-57	162
Valspar Championship	T8	73-67-66-69	275	-9	80
PGA Championship	T2	71-68-72-73	284	-4	270
the Memorial Tournament	T18	72-71-72-72	287	-1	47
U.S. Open (2021)	2	67-71-70-71	279	-5	330
The Open Championship	T3	64-65-69-71	269	-11	180
3M Open	T2	68-68-69-66	271	-13	208
FedEx St Jude Invit'l	T17	67-64-68-74	273	-7	51

Tournament	Position	Scores	Total Score	Total Par	FedExCup Points
BMW Championship	T38	71-74-64-69	278	-10	58

PGA TOUR Regular Season

FedExCup Points (Rank): 1,935 (14)
Official Money (Rank): \$6,306,679 (7)

JON RAHM

PGA TOUR VICTORIES (6): 2017 Farmers Insurance Open, 2018 CareerBuilder Challenge, 2019 Zurich Classic of New Or, 2020 the Memorial Tournament, BMW Championship, 2021 U.S. Open.

INTERNATIONAL VICTORIES (7): 2017 DP World Tour Championship [Eur], Dubai Duty Free Irish Open Hosted by the Rory Foundation [Eur], 2018 Open de Espana [Eur], 2019 Dubai Duty Free Irish Open [Eur], Dubai Duty Free Irish Open [Eur], Mutuactivos Open de Espana, DP World Tour Championship, Dubai.

OTHER VICTORIES (1): 2018 Hero World Challenge.

2020-21 Tournament Summary

Tournament	Position	Scores	Total Score	Total Par	FedExCup Points
U.S. Open (2020)	T23	69-72-76-73	290	+10	38
THE CJ CUP @ SHADOW CREEK	T17	67-73-69-72	281	-7	48
ZOZO CHAMPIONSHIP	T2	68-67-63-68	266	-22	245
Masters Tournament (2020)	T7	69-66-72-71	278	-10	94
Sentry T of C	T7	70-66-69-67	272	-20	85
Farmers Insurance Open	T7	69-67-72-72	280	-8	85
Waste Management Phoenix	T13	68-69-66-68	271	-13	56
The Genesis Invitational	T5	70-69-72-66	277	-7	105
Workday Championship	T32	68-76-72-68	284	-4	26
THE PLAYERS Championship	T9	72-68-67-73	280	-8	71
Dell Tech Match Play	T5	69-60-70-53	0	-41	101
Masters Tournament (2021)	T5	72-72-72-66	282	-6	115
Zurich Classic of New Or	7	32-71-45-70	271	-70	58
Wells Fargo Championship	CUT	76-70	146	+4	0
AT&T Byron Nelson	T34	68-69-68-70	275	-13	20
PGA Championship	T8	72-75-72-68	287	-1	73
the Memorial Tournament	W/D	69-65-64	198	-18	0
U.S. Open (2021)	1	69-70-72-67	278	-6	600
The Open Championship	T3	71-64-68-66	269	-11	180

Tournament	Position	Scores	Total Score	Total Par	FedExCup Points
THE NORTHERN TRUST	3	63-67-67-69	266	-18	760
BMW Championship	T9	64-66-70-70	270	-18	300

PGA TOUR Regular Season

FedExCup Points (Rank): 3,063 (4)
Official Money (Rank): \$7,705,933 (1)

PATRICK REED

PGA TOUR VICTORIES (9): 2013 Wyndham Championship, 2014 Humana Challenge, WGC-Cadillac Championship, 2015 Hyundai T of C, 2016 The Barclays, 2018 Masters Tournament, 2019 THE NORTHERN TRUST, 2020 WGC-Mexico Championship, 2021 Farmers Insurance Open.

2020-21 Tournament Summary

Tournament	Position	Scores	Total Score	Total Par	FedExCup Points
U.S. Open (2020)	T13	66-70-77-74	287	+7	63
ZOZO CHAMPIONSHIP	T14	70-63-71-68	272	-16	55
Masters Tournament (2020)	T10	68-68-71-72	279	-9	77
Sentry T of C	T21	67-68-72-70	277	-15	41
The American Express	CUT	68-75	143	-1	0
Farmers Insurance Open	1	64-72-70-68	274	-14	500
Workday Championship	T9	68-68-69-72	277	-11	80
Arnold Palmer Inv'tl	CUT	73-74	147	+3	0
THE PLAYERS Championship	T22	70-72-70-71	283	-5	40
Dell Tech Match Play	T28	69-57-58	0	-29	25
Masters Tournament (2021)	T8	70-75-70-69	284	-4	91
Valspar Championship	CUT	70-72	142	E	0
Wells Fargo Championship	T6	71-69-69-70	279	-5	91
PGA Championship	T17	74-75-69-70	288	E	51
Charles Schwab Challenge	CUT	68-74	142	+2	0
the Memorial Tournament	5	71-71-69-69	280	-8	115
U.S. Open (2021)	T19	72-73-74-67	286	+2	46
Travelers Championship	T25	69-66-70-69	274	-6	32
Rocket Mortgage	T32	69-72-70-67	278	-10	21
The Open Championship	CUT	72-71	143	+3	0
3M Open	T34	70-70-67-71	278	-6	20
Olympic Men's Golf	T22	68-71-70-65	274	-10	0
FedEx St Jude Invit'l	T31	68-69-69-70	276	-4	28

Tournament	Position	Scores	Total Score	Total Par	FedExCup Points
------------	----------	--------	-------------	-----------	-----------------

PGA TOUR Regular Season

FedExCup Points (Rank): 1,381 (30)
Official Money (Rank): \$4,019,044 (24)

Competitors' Capsules

XANDER SCHAUFFELE

PGA TOUR VICTORIES (4): 2017 TOUR Championship, The Greenbrier Classic. **2019** WGC-HSBC Champions, Sentry T of C.

INTERNATIONAL VICTORIES (1): 2020 Olympic Games.

2020-21 Tournament Summary

Tournament	Position	Scores	Total Score	Total Par	FedExCup Points
U.S. Open (2020)	5	68-72-70-74	284	+4	120
THE CJ CUP @ SHADOW CREEK	2	66-64-74-66	270	-18	300
ZOZO CHAMPIONSHIP	T17	69-72-67-65	273	-15	43
Masters Tournament (2020)	T17	67-73-71-70	281	-7	56
Sentry T of C	T5	69-66-70-66	271	-21	105
Farmers Insurance Open	T2	70-72-68-69	279	-9	167
Waste Management Phoenix	T2	66-64-65-71	266	-18	245
The Genesis Invitational	T15	71-69-71-69	280	-4	55
Workday Championship	T39	71-72-73-71	287	-1	18
THE PLAYERS Championship	CUT	76-72	148	+4	0
Dell Tech Match Play	T18	71-68-68	0	-6	45
Masters Tournament (2021)	T3	72-69-68-72	281	-7	180
Zurich Classic of New Orl	T11	47-74-40-67	273	-60	33
Wells Fargo Championship	T14	72-71-68-71	282	-2	54
PGA Championship	CUT	73-77	150	+6	0
the Memorial Tournament	T11	68-70-74-72	284	-4	71
U.S. Open (2021)	T7	69-71-72-71	283	-1	85
The Open Championship	T26	69-71-72-65	277	-3	33
Olympic Men's Golf	1	68-63-68-67	266	-18	0
FedEx St Jude Invit'l	T46	69-73-70-68	280	E	10

Tournament	Position	Scores	Total Score	Total Par	FedExCup Points
THE NORTHERN TRUST	T16	70-62-70-71	273	-11	196
BMW Championship	T49	67-68-75-71	281	-7	35

PGA TOUR Regular Season

FedExCup Points (Rank): 1,854 (17)
Official Money (Rank): \$5,240,653 (12)

SCOTTIE SCHEFFLER

BEST PGA TOUR CAREER FINISH: 2-2021 WGC-Dell Tech Match Play.

KORN FERRY TOUR VICTORIES (2): 2019 Evans Scholars Invitation, Nationwide Children's.

2020-21 Tournament Summary

Tournament	Position	Scores	Total Score	Total Par	FedExCup Points
Sanderson Farms Champ.	T37	73-67-72-70	282	-6	16
Shriners Hospitals	CUT	69-67	136	-6	0
THE CJ CUP @ SHADOW CREEK	T52	71-77-71-70	289	+1	6
ZOZO CHAMPIONSHIP	T17	67-65-69-72	273	-15	43
Vivint Houston Open	T32	67-75-72-65	279	-1	21
Masters Tournament (2020)	T19	71-68-72-71	282	-6	49
Sentry T of C	T13	70-66-70-69	275	-17	56
The American Express	CUT	70-71	141	-3	0
Farmers Insurance Open	CUT	65-79	144	E	0
Waste Management Phoenix	T7	67-65-66-70	268	-16	85
The Genesis Invitational	T20	67-74-74-66	281	-3	45
Workday Championship	5	69-70-67-68	274	-14	115
THE PLAYERS Championship	CUT	74-71	145	+1	0
Dell Tech Match Play	2	68-74-68-48	0	-46	315
Valero Texas Open	T54	68-78-69-73	288	E	5
Masters Tournament (2021)	T18	73-72-71-71	287	-1	53
Zurich Classic of New Orl	T8	44-69-35-73	272	-67	50
Valspar Championship	T29	73-67-66-74	280	-4	23
AT&T Byron Nelson	T47	67-70-68-72	277	-11	8
PGA Championship	T8	72-74-71-70	287	-1	73
Charles Schwab Challenge	CUT	70-73	143	+3	0
the Memorial Tournament	3	67-71-69-70	277	-11	200
U.S. Open (2021)	T7	72-69-70-72	283	-1	85
Travelers Championship	T47	69-65-71-72	277	-3	8
The Open Championship	T8	67-66-69-71	273	-7	85
FedEx St Jude Invit'l	14	65-65-67-74	271	-9	62

Tournament	Position	Scores	Total Score	Total Par	FedExCup Points
THE NORTHERN TRUST	T43	70-68-69-70	277	-7	46
BMW Championship	T22	73-66-68-67	274	-14	152

PGA TOUR Regular Season

FedExCup Points (Rank): 1,608 (25)
Official Money (Rank): \$4,505,589 (19)

CAMERON SMITH

PGA TOUR VICTORIES (3): 2017 Zurich Classic of New Orl. **2020** Sony Open in Hawaii. **2021** Zurich Classic of New Orl.

INTERNATIONAL VICTORIES (4): 2017 Australian PGA Championship, Australian PGA Championship. **2018** Australian PGA Championship, Australian PGA Championship.

2020-21 Tournament Summary

Tournament	Position	Scores	Total Score	Total Par	FedExCup Points
U.S. Open (2020)	T38	71-73-78-72	294	+14	18
Shriners Hospitals	T24	70-63-66-70	269	-15	35
THE CJ CUP @ SHADOW CREEK	11	69-74-68-68	279	-9	70
ZOZO CHAMPIONSHIP	T4	67-69-66-67	269	-19	108
Masters Tournament (2020)	T2	67-68-69-69	273	-15	270
QBE Shootout	T8	62-67-62	191	-25	0
Sentry T of C	T24	70-70-66-72	278	-14	34
Sony Open in Hawaii	T62	67-66-68-71	272	-8	4
Farmers Insurance Open	CUT	66-79	145	+1	0
The Genesis Invitational	4	69-68-71-67	275	-9	140
Workday Championship	T11	68-66-77-67	278	-10	69
THE PLAYERS Championship	T17	71-73-65-72	281	-7	54
Dell Tech Match Play	T28	66-64-67	0	-16	25
Masters Tournament (2021)	T10	74-68-73-70	285	-3	79
RBC Heritage	T9	62-71-74-66	273	-11	72
Zurich Classic of New Orl	1	47-72-38-70	268	-61	400
PGA Championship	T59	72-73-73-77	295	+7	5
the Memorial Tournament	CUT	73-74	147	+3	0
U.S. Open (2021)	CUT	72-75	147	+5	0
Travelers Championship	T30	67-68-66-74	275	-5	24
The Open Championship	T33	69-67-68-74	278	-2	22
Olympic Men's Golf	T10	71-67-66-66	270	-14	0
FedEx St Jude Invit'l	T5	67-62-65-72	266	-14	105

Tournament	Position	Scores	Total Score	Total Par	FedExCup Points
THE NORTHERN TRUST	2	69-68-60-67	264	-20	1200
BMW Championship	T34	68-72-69-68	277	-11	82

PGA TOUR Regular Season

FedExCup Points (Rank): 2,821 (5)
Official Money (Rank): \$5,851,867 (9)

Competitors' Capsules

JORDAN SPIETH

PGA TOUR VICTORIES (12): 2013 John Deere Classic. **2015** Masters Tournament, U.S. Open, TOUR Championship, Valspar Championship, John Deere Classic. **2016** DEAN & DELUCA Inv'tl, Hyundai T of C. **2017** AT&T Pebble Beach, Travelers Championship, The Open Championship. **2021** Valero Texas Open.

INTERNATIONAL VICTORIES (2): 2014 Emirates Australian Open [Aus]. **2016** Australian Open [Aus].

OTHER VICTORIES (1): 2015 Hero World Challenge.

2020-21 Tournament Summary

Tournament	Position	Scores	Total Score	Total Par	FedExCup Points
Safeway Open	CUT	73-70	143	-1	0
U.S. Open (2020)	CUT	73-81	154	+14	0
THE CJ CUP @ SHADOW CREEK	T38	74-74-69-67	284	-4	16
ZOZO CHAMPIONSHIP	T41	70-66-74-67	277	-11	12
Vivint Houston Open	CUT	73-71	144	+4	0
Masters Tournament (2020)	T46	74-70-73-72	289	+1	10
Farmers Insurance Open	CUT	69-75	144	E	0
Waste Management Phoenix	T4	67-67-61-72	267	-17	115
AT&T Pebble Beach	T3	65-67-71-70	273	-15	162
The Genesis Invitational	T15	68-68-73-71	280	-4	55
Arnold Palmer Inv'tl	T4	70-69-68-75	282	-6	120
THE PLAYERS Championship	T48	70-74-68-75	287	-1	9
Dell Tech Match Play	T9	64-58-61-67	0	-34	68
Valero Texas Open	1	67-70-67-66	270	-18	500
Masters Tournament (2021)	T3	71-68-72-70	281	-7	180
AT&T Byron Nelson	T9	63-70-66-71	270	-18	72
PGA Championship	T30	73-75-68-74	290	+2	26
Charles Schwab Challenge	2	63-66-66-73	268	-12	300
the Memorial Tournament	T18	76-67-71-73	287	-1	47
U.S. Open (2021)	T19	77-69-68-72	286	+2	46
The Open Championship	2	65-67-69-66	267	-13	330
FedEx St Jude Invit'l	T12	71-69-63-67	270	-10	67

Tournament	Position	Scores	Total Score	Total Par	FedExCup Points
THE NORTHERN TRUST	T3	72-62-72-79	285	+1	10
BMW Championship	T34	71-70-70-66	277	-11	82

PGA TOUR Regular Season

FedExCup Points (Rank): 2,232 (9)
Official Money (Rank): \$6,470,482 (6)

JUSTIN THOMAS

PGA TOUR VICTORIES (14): 2016 CIMB Classic. **2017** Sony Open in Hawaii, CIMB Classic, SBS Tournament of Champ, PGA Championship, Dell Technologies Champ. **2018** THE CJ CUP @ NINE BRIDGES, The Honda Classic, WGC-Bridgestone Invit'l. **2019** BMW Championship. **2020** THE CJ CUP @ NINE BRIDGES, Sentry T of C, WGC-FedEx St Jude Invit'l. **2021** THE PLAYERS Championship.

KORN FERRY TOUR VICTORIES (1): 2014 Nationwide Children's.

OTHER VICTORIES (1): 2020 PNC Championship [with Mike Thomas].

2020-21 Tournament Summary

Tournament	Position	Scores	Total Score	Total Par	FedExCup Points
U.S. Open (2020)	T8	65-73-76-72	286	+6	82
THE CJ CUP @ SHADOW CREEK	T12	72-66-68-74	280	-8	58
ZOZO CHAMPIONSHIP	T2	65-65-67-69	266	-22	245
Masters Tournament (2020)	4	66-69-71-70	276	-12	150
Mayakoba Golf Classic	T12	72-67-62-69	270	-14	58
Sentry T of C	3	65-69-68-66	268	-24	190
Waste Management Phoenix	T13	70-65-64-72	271	-13	56
The Genesis Invitational	CUT	77-73	150	+8	0
Workday Championship	T15	73-66-70-71	280	-8	57
THE PLAYERS Championship	1	71-71-64-68	274	-14	600
Dell Tech Match Play	T42	61-68-59	0	-25	10
Masters Tournament (2021)	T21	73-67-75-73	288	E	44
Valspar Championship	T13	69-71-67-70	277	-7	55
Wells Fargo Championship	T26	69-73-71-71	284	E	26
PGA Championship	CUT	75-75	150	+6	0
Charles Schwab Challenge	T40	72-66-71-69	278	-2	14
the Memorial Tournament	T42	69-72-75-75	291	+3	13
U.S. Open (2021)	T19	73-69-71-73	286	+2	46
The Open Championship	T40	72-67-71-69	279	-1	15
Olympic Men's Golf	T22	71-70-68-65	274	-10	0
FedEx St Jude Invit'l	T26	67-67-69-72	275	-5	35

Tournament	Position	Scores	Total Score	Total Par	FedExCup Points
THE NORTHERN TRUST	T4	63-69-67-70	269	-15	460
BMW Championship	T22	68-71-69-66	274	-14	152

PGA TOUR Regular Season

FedExCup Points (Rank): 2,371 (6)
Official Money (Rank): \$6,537,153 (5)

Competitors' Capsules

ERIK VAN ROOYEN

PGA TOUR VICTORIES (1): 2021 Barracuda Championship.

INTERNATIONAL VICTORIES (3): 2017 Eye of Africa PGA Championship, Hainan Open. 2019 Scandinavian Invitation.

2020-21 Tournament Summary

Tournament	Position	Scores	Total Score	Total Par	FedExCup Points
Safeway Open	CUT	70-71	141	-3	0
U.S. Open (2020)	T23	70-74-76-70	290	+10	38
Vivint Houston Open	T20	71-69-69-67	276	-4	42
Masters Tournament (2020)	W/D	76	76	+4	0
Sony Open in Hawaii	CUT	67-70	137	-3	0
The American Express	T56	70-69-76-69	284	-4	5
Farmers Insurance Open	CUT	74-71	145	+1	0
Waste Management Phoenix	CUT	73-67	140	-2	0
Workday Championship	T37	71-75-72-68	286	-2	20
Arnold Palmer Inv'tl	T57	72-74-72-75	293	+5	5
The Honda Classic	T60	70-70-69-76	285	+5	4
Dell Tech Match Play	T9	54-65-64-58	0	-43	68
Valero Texas Open	T14	71-68-72-71	282	-6	55
Zurich Classic of New Orl	T17	41-74-45-73	274	-55	19
Valspar Championship	CUT	74-70	144	+2	0
Wells Fargo Championship	CUT	73-73	146	+4	0
AT&T Byron Nelson	CUT	72-71	143	-1	0
PGA Championship	CUT	72-81	153	+9	0
Palmetto Championship	T10	65-71-72-68	276	-8	67
U.S. Open (2021)	CUT	74-73	147	+5	0
The Open Championship	CUT	69-74	143	+3	0
3M Open	T58	68-72-75-67	282	-2	4
Barracuda Championship	1	68-64-67-64	263	-21	300
Wyndham Championship	T37	65-69-73-65	272	-8	15

Tournament	Position	Scores	Total Score	Total Par	FedExCup Points
THE NORTHERN TRUST	7	69-67-62-72	270	-14	360
BMW Championship	5	67-68-67-65	267	-21	440

PGA TOUR Regular Season

FedExCup Points (Rank): 1,448 (27)

Official Money (Rank): \$2,211,281 (55)

Individual Player Records



2017 FedExCup champion
Justin Thomas finished
runner-up in 2020

Individual Player Records

PLEASE NOTE: 2019 and 2020 FedExCup Bonus Money is not reflected in total earnings.

Allem, Fulton (70.75)

Year	1st	2nd	3rd	4th	Total	Finish	Money
1993	69	72	71	71	283	T12	73,200.00
TOTAL							\$73,200.00

Allenby, Robert (70.11)

Year	1st	2nd	3rd	4th	Total	Finish	Money
2000	68	69	70	73	280	T16	104,000.00
2001	76	67	67	73	283	T22	91,000.00
2002	74	69	66	72	281	T22	91,000.00
2003	69	73	68	70	280	T13	131,850.00
2007	68	71	68	66	273	T11	167,300.00
2008	75	66	67	76	284	16	148,400.00
2010	71	70	71	70	282	T17	147,000.00
TOTAL							\$880,550.00

Ames, Stephen (68.75)

Year	1st	2nd	3rd	4th	Total	Finish	Money
2004	69	66	70	70	275	T4	248,000.00
TOTAL							\$248,000.00

Ancer, Abraham (70.13)

Year	1st	2nd	3rd	4th	Total	Finish	Money
2019	72	69	72	72	285	T21	0.00
2020	64	71	69	72	276	T18	0.00
TOTAL							\$0.00

Andrade, Billy (72.00)

Year	1st	2nd	3rd	4th	Total	Finish	Money
1991	73	74	68	73	288	T13	46,466.66
TOTAL							\$46,466.66

Appleby, Stuart (70.31)

Year	1st	2nd	3rd	4th	Total	Finish	Money
1997	73	70	70	73	286	T22	72,800.00
1999	72	69	70	74	285	T26	83,000.00
2000	73	65	68	69	275	7	170,000.00
2003	71	76	69	70	286	27	94,800.00
2004	69	72	71	69	281	T15	123,800.00
2005	70	65	71	68	274	T7	209,625.00
2006	69	70	72	70	281	T10	182,800.00
2008	72	71	70	69	282	T10	180,040.00
TOTAL							\$1,116,865.00

Austin, Woody (69.63)

Year	1st	2nd	3rd	4th	Total	Finish	Money
1995	71	68	73	72	284	T4	132,000.00
2007	65	65	69	74	273	T11	167,300.00
TOTAL							\$299,300.00

Azinger, Paul (70.47)

Year	1st	2nd	3rd	4th	Total	Finish	Money
1987	73	66	67	67	273	4	96,000.00
1988	73	70	69	75	287	T17	39,600.00
1989	71	73	67	67	278	T3	146,250.00
1990	73	71	68	71	283	11	67,500.00
1991	69	68	78	78	293	T24	34,800.00
1992	70	66	69	71	276	1	360,000.00
1993	72	71	72	73	288	21	56,400.00
2000	69	66	73	69	277	T11	128,333.33
TOTAL							\$928,883.33

Baddeley, Aaron (68.88)

Year	1st	2nd	3rd	4th	Total	Finish	Money
2007	69	70	68	71	278	24	123,200.00
2011	68	69	64	72	273	T3	418,666.66
TOTAL							\$541,866.66

Bae, Sangmoon (71.00)

Year	1st	2nd	3rd	4th	Total	Finish	Money
2015	73	70	72	69	284	T18	160,050.00
TOTAL							\$160,050.00

Baird, Briny (71.38)

Year	1st	2nd	3rd	4th	Total	Finish	Money
2003	69	72	71	68	280	T13	131,850.00
2008	74	71	70	76	291	T27	115,500.00
TOTAL							\$247,350.00

Baker-Finch, Ian (70.38)

Year	1st	2nd	3rd	4th	Total	Finish	Money
1990	71	70	67	68	276	T3	146,250.00
1991	68	76	71	72	287	T10	54,000.00
TOTAL							\$200,250.00

Beck, Chip (70.61)

Year	1st	2nd	3rd	4th	Total	Finish	Money
1987	71	67	68	64	270	2	216,000.00
1988	71	69	73	79	292	T24	34,800.00
1989	71	68	73	71	283	T9	73,000.00
1990	69	68	71	70	278	6	90,000.00
1991	72	70	72	71	285	T5	71,000.00
1992	71	70	75	70	286	T20	38,000.00
1993	71	70	70	72	283	T12	73,200.00
TOTAL							\$596,000.00

Beem, Rich (70.75)

Year	1st	2nd	3rd	4th	Total	Finish	Money
2002	70	72	70	71	283	T26	83,500.00
TOTAL							\$83,500.00

Begay III, Notah (72.00)

Year	1st	2nd	3rd	4th	Total	Finish	Money
1999	70	69	71	70	280	T15	103,200.00
2000	76	77	68	75	296	29	81,000.00
TOTAL							\$184,200.00

Berger, Daniel (69.50)

Year	1st	2nd	3rd	4th	Total	Finish	Money
2015	69	73	68	70	280	T12	196,350.00
2016	74	69	68	68	279	T15	183,600.00
2017	66	70	72	68	276	15	192,500.00
2020	69	71	64	73	277	T15	0.00
TOTAL							\$572,450.00

Blake, Jay Don (72.00)

Year	1st	2nd	3rd	4th	Total	Finish	Money
1991	69	72	74	73	288	T13	46,466.67
TOTAL							\$46,466.67

Bowditch, Steven (70.00)

Year	1st	2nd	3rd	4th	Total	Finish	Money
2015	68	69	73	70	280	T12	196,350.00
TOTAL							\$196,350.00

Bradley, Keegan (70.25)

Year	1st	2nd	3rd	4th	Total	Finish	Money
2011	64	71	72	70	277	T11	210,400.00
2012	70	73	70	74	287	T23	140,800.00
2013	72	65	72	67	276	T12	200,000.00
2018	73	73	69	69	284	T26	150,300.00
TOTAL							\$701,500.00

Bradley, Michael (72.25)

Year	1st	2nd	3rd	4th	Total	Finish	Money
1996	71	73	75	70	289	23	54,000.00
TOTAL							\$54,000.00

Brooks, Mark (73.19)

Year	1st	2nd	3rd	4th	Total	Finish	Money
1991	78	72	71	72	293	T24	34,800.00
1992	73	73	72	75	293	T27	33,000.00
1994	69	72	72	77	290	T29	48,300.00
1996	73	75	73	74	295	T27	49,500.00
TOTAL							\$165,600.00

Brown, Billy Ray (72.00)

Year	1st	2nd	3rd	4th	Total	Finish	Money
1992	72	71	73	72	288	T22	36,000.00
TOTAL							\$36,000.00

Browne, Olin (69.50)

Year	1st	2nd	3rd	4th	Total	Finish	Money
2005	70	67	71	70	278	T14	143,866.67
TOTAL							\$143,866.67

Individual Player Records

Bryant, Bart (65.75)

Year	1st	2nd	3rd	4th	Total	Finish	Money
2005	62	68	66	67	263	1	1,170,000.00
TOTAL							\$1,170,000.00

Bryant, Brad (70.13)

Year	1st	2nd	3rd	4th	Total	Finish	Money
1994	72	68	67	68	275	3	207,000.00
1995	69	68	73	76	286	T7	99,000.00
TOTAL							\$306,000.00

Byrd, Jonathan (71.13)

Year	1st	2nd	3rd	4th	Total	Finish	Money
2007	71	70	65	71	277	23	126,000.00
2011	70	74	73	75	292	30	128,000.00
TOTAL							\$254,000.00

Cabrera, Ángel (70.25)

Year	1st	2nd	3rd	4th	Total	Finish	Money
2009	72	67	70	72	281	T13	174,000.00
TOTAL							\$174,000.00

Calcavecchia, Mark (70.34)

Year	1st	2nd	3rd	4th	Total	Finish	Money
1987	67	68	69	70	274	T5	68,800.00
1988	70	71	65	74	280	T3	104,666.67
1989	70	75	68	70	283	T9	73,000.00
1990	71	75	73	66	285	T14	54,250.00
1993	69	69	75	67	280	T7	96,000.00
1994	73	68	74	71	286	T24	52,200.00
1995	72	75	73	77	297	T27	49,200.00
1996	69	71	73	73	286	T15	63,600.00
1997	69	66	72	70	277	T4	176,000.00
1998	73	73	73	75	294	29	64,800.00
2000	72	67	71	67	277	T11	128,333.34
2001	71	64	69	76	280	19	98,000.00
2005	72	69	68	66	275	11	176,800.00
2007	65	66	63	71	265	T2	619,500.00
TOTAL							\$1,825,150.01

Campbell, Chad (70.72)

Year	1st	2nd	3rd	4th	Total	Finish	Money
2003	70	69	61	68	268	1	1,080,000.00
2004	73	73			146	W/D	0.00
2005	72	68	70	69	279	T17	130,000.00
2006	73	74	74	70	291	24	114,400.00
2008	72	73	75	69	289	T22	127,400.00
TOTAL							\$1,451,800.00

Cantlay, Patrick (70.83)

Year	1st	2nd	3rd	4th	Total	Finish	Money
2017	74	66	71	69	280	T20	164,500.00
2018	71	65	76	69	281	T21	163,800.00
2019	70	71	75	73	289	T21	0.00
TOTAL							\$328,300.00

Casey, Paul (68.42)

Year	1st	2nd	3rd	4th	Total	Finish	Money
2010	66	71	69	69	275	T4	330,000.00
2015	65	70	71	70	276	T5	302,500.00
2016	68	70	69	64	271	4	408,000.00
2017	66	67	65	73	271	5	350,000.00
2018	68	71	66	71	276	T11	225,450.00
2019	66	67	68	72	273	5	0.00
TOTAL							\$1,615,950.00

Castro, Roberto (69.38)

Year	1st	2nd	3rd	4th	Total	Finish	Money
2013	67	71	72	65	275	T9	227,733.34
2016	73	70	67	70	280	T17	166,600.00
TOTAL							\$394,333.34

Champ, Cameron (70.00)

Year	1st	2nd	3rd	4th	Total	Finish	Money
2020	68	71	70	71	280	T24	0.00
TOTAL							\$0.00

Chappell, Kevin (69.63)

Year	1st	2nd	3rd	4th	Total	Finish	Money
2016	66	68	68	66	268	T2	752,250.00
2017	76	72	72	69	289	T28	142,625.00
TOTAL							\$894,875.00

Choi, K.J. (70.31)

Year	1st	2nd	3rd	4th	Total	Finish	Money
2002	71	68	70	68	277	T9	146,000.00
2003	77	68	70	68	283	T19	112,500.00
2004	73	73	72	70	288	27	94,800.00
2006	72	78	72	72	294	26	109,200.00
2007	67	65	75	69	276	T21	130,200.00
2008	69	70	70	72	281	9	210,000.00
2010	68	68	74	68	278	T7	247,500.00
2011	68	65	70	70	273	T3	418,666.67
TOTAL							\$1,468,866.67

Cink, Stewart (70.88)

Year	1st	2nd	3rd	4th	Total	Finish	Money
1997	73	72	71	71	287	24	70,400.00
2000	73	68	72	68	281	T18	98,000.00
2001	70	70	67	69	276	T13	119,000.00
2004	70	73	71	71	285	T21	105,600.00
2006	69	75	75	73	292	25	111,800.00
2007	67	66	71	69	273	T11	167,300.00
2008	75	73	73	69	290	T24	120,400.00
2009	67	72	70	75	284	T19	144,000.00
TOTAL							\$936,500.00

Clark, Tim (70.25)

Year	1st	2nd	3rd	4th	Total	Finish	Money
2005	67	67	72	76	282	T22	118,300.00
2007	62	69	70	69	270	T7	231,000.00
2008	78	74	71	69	292	29	113,400.00
2010	70	73	70	67	280	T13	178,500.00
TOTAL							\$641,200.00

Clarke, Darren (70.38)

Year	1st	2nd	3rd	4th	Total	Finish	Money
2003	74	68	67	73	282	18	117,000.00
2004	67	73	70	71	281	T15	123,800.00
TOTAL							\$240,800.00

Clearwater, Keith (70.50)

Year	1st	2nd	3rd	4th	Total	Finish	Money
1992	68	75	72	67	282	4	96,000.00
TOTAL							\$96,000.00

Cochran, Russ (69.75)

Year	1st	2nd	3rd	4th	Total	Finish	Money
1991	68	69	71	71	279	2	216,000.00
TOTAL							\$216,000.00

Conners, Corey (71.00)

Year	1st	2nd	3rd	4th	Total	Finish	Money
2019	68	71	71	74	284	T26	0.00
TOTAL							\$0.00

Cook, John (71.92)

Year	1st	2nd	3rd	4th	Total	Finish	Money
1990	72	74	70	73	289	T22	45,500.00
1991	73	71	75	77	296	28	32,800.00
1992	74	70	73	68	285	T13	43,114.29
1996	70	73	70	68	281	11	81,000.00
1997	73	71	70	71	285	T20	76,000.00
1998	73	75	71	71	290	T21	73,600.00
TOTAL							\$352,014.29

Individual Player Records

Couples, Fred (71.00)

Year	1st	2nd	3rd	4th	Total	Finish	Money
1987	73	67	67	69	276	T12	48,800.00
1988	75	67	67	73	282	7	68,000.00
1989	68	74	67	72	281	T7	82,500.00
1990	73	75	70	71	289	T22	45,500.00
1991	72	73	66	78	289	T16	41,066.66
1992	73	78	66	66	283	T5	76,000.00
1993	74	72	70	65	281	T10	83,100.00
1994	70	72	74	74	290	T29	48,300.00
1996	68	73	68	69	278	5	120,000.00
1998	73	67	75	76	291	T24	68,200.00
TOTAL							\$681,466.66

Crane, Ben (69.50)

Year	1st	2nd	3rd	4th	Total	Finish	Money
2005	68	65	72	69	274	T7	209,625.00
2010	71	69	76	66	282	T17	147,000.00
TOTAL							\$356,625.00

Crenshaw, Ben (71.20)

Year	1st	2nd	3rd	4th	Total	Finish	Money
1987	68	67	75	64	274	T5	68,800.00
1988	72	71	69	76	288	T21	37,200.00
1989	73	72	71	69	285	T14	53,400.00
1994	72	70	69	70	281	T13	71,400.00
1995	74	73	73	76	296	T25	51,000.00
TOTAL							\$281,800.00

Curtis, Ben (70.88)

Year	1st	2nd	3rd	4th	Total	Finish	Money
2006	73	77	66	73	289	21	122,200.00
2008	71	69	68	70	278	5	280,000.00
TOTAL							\$402,200.00

Daly, John (70.50)

Year	1st	2nd	3rd	4th	Total	Finish	Money
1991	68	76	68	70	282	3	138,000.00
2004	69	72	71	70	282	18	117,000.00
TOTAL							\$255,000.00

Day, Glen (71.75)

Year	1st	2nd	3rd	4th	Total	Finish	Money
1998	73	70	69	75	287	T18	79,200.00
TOTAL							\$79,200.00

Day, Jason (69.21)

Year	1st	2nd	3rd	4th	Total	Finish	Money
2010	69	69	71	73	282	T17	147,000.00
2011	67	67	69	71	274	T6	272,000.00
2013	68	74	68	67	277	T14	173,600.00
2014	67	67	70	69	273	T4	343,333.33
2015	69	71	70	68	278	T10	228,525.00
2016	67				67	W/D	0.00
2017	69	67	68	74	278	T17	176,750.00
2018	68	73	69	68	278	18	180,000.00
TOTAL							\$1,521,208.33

de Jonge, Brendon (69.50)

Year	1st	2nd	3rd	4th	Total	Finish	Money
2013	70	72	71	65	278	T18	158,400.00
TOTAL							\$158,400.00

DeChambeau, Bryson (69.67)

Year	1st	2nd	3rd	4th	Total	Finish	Money
2018	71	75	66	67	279	19	176,400.00
2019	68	71	67	70	276	T12	0.00
2020	72	69	69	71	281	22	0.00
TOTAL							\$176,400.00

DeLaet, Graham (71.00)

Year	1st	2nd	3rd	4th	Total	Finish	Money
2013	68	71	72	73	284	28	131,200.00
TOTAL							\$131,200.00

DiMarco, Chris (70.04)

Year	1st	2nd	3rd	4th	Total	Finish	Money
2000	71	72	70	68	281	T18	98,000.00
2001	69	68	69	69	275	T10	136,666.67
2002	70	68	69	69	276	T7	165,000.00
2003	68	70	71	75	284	T21	103,200.00
2004	72	71	70	73	286	T24	98,400.00
2005	69	72	67	71	279	T17	130,000.00
TOTAL							\$731,266.67

Donald, Luke (69.32)

Year	1st	2nd	3rd	4th	Total	Finish	Money
2005	70	67	70	71	278	T14	143,866.66
2006	73	67	69	68	277	T5	266,000.00
2009	70	71	78	69	288	T25	127,500.00
2010	66	66	71	70	273	2	810,000.00
2011	66	68	70	69	273	T3	418,666.67
2012	71	69	67	67	274	T3	468,000.00
2013	70	70	67	71	278	T18	158,400.00
TOTAL							\$2,392,433.33

Donald, Mike (72.25)

Year	1st	2nd	3rd	4th	Total	Finish	Money
1989	70	74	72	73	289	28	41,000.00
TOTAL							\$41,000.00

Dufner, Jason (69.88)

Year	1st	2nd	3rd	4th	Total	Finish	Money
2009	71	68	73	72	284	T19	144,000.00
2011	66	70	73	69	278	T13	190,400.00
2012	70	70	71	73	284	T20	152,000.00
2013	74	70	66	65	275	T9	227,733.33
2016	73	67	66	70	276	T8	263,500.00
2017	68	67	73	72	280	T20	164,500.00
TOTAL							\$1,142,133.33

Duke, Ken (71.50)

Year	1st	2nd	3rd	4th	Total	Finish	Money
2008	77	69	69	71	286	T17	138,600.00
TOTAL							\$138,600.00

Durant, Joe (68.50)

Year	1st	2nd	3rd	4th	Total	Finish	Money
2001	73	65	67	70	275	T10	136,666.67
2006	68	68	70	67	273	3	480,000.00
TOTAL							\$616,666.67

Duval, David (69.75)

Year	1st	2nd	3rd	4th	Total	Finish	Money
1995	74	69	71	73	287	T9	87,600.00
1996	71	71	74	70	286	T15	63,600.00
1997	66	69	70	68	273	1	720,000.00
1998	75	69	69	68	281	T8	120,533.34
1999	70	71	67	72	280	T15	103,200.00
2000	65	68	74	67	274	6	180,000.00
2001	69	69	63	71	272	T7	166,666.66
TOTAL							\$1,441,600.00

Edwards, David (71.38)

Year	1st	2nd	3rd	4th	Total	Finish	Money
1992	71	71	72	74	288	T22	36,000.00
1993	71	72	68	72	283	T12	73,200.00
TOTAL							\$109,200.00

Elkington, Steve (71.38)

Year	1st	2nd	3rd	4th	Total	Finish	Money
1990	72	72	66	72	282	10	71,000.00
1991	69	75	71	71	286	9	60,000.00
1992	71	73	71	73	288	T22	36,000.00
1993	74	71	72	73	290	T23	52,800.00
1995	71	72	67	73	283	T2	265,500.00
1997	70	69	70	75	284	T17	80,000.00
TOTAL							\$565,300.00

Individual Player Records

Els, Ernie (70.27)

Year	1st	2nd	3rd	4th	Total	Finish	Money
1994	68	67	72	76	283	T17	60,000.00
1995	71	74	75	73	293	T16	60,900.00
1996	76	70	65	68	279	T6	102,000.00
1997	71	71	72	75	289	T26	66,400.00
1999	68	71	75	71	285	T26	83,000.00
2000	64	72	68	69	273	T3	261,666.67
2001	69	68	65	68	270	T2	385,000.00
2002	73	69	70	67	279	T13	111,200.00
2003	70	69	73	69	281	T17	120,000.00
2004	72	71	68	67	278	T10	158,200.00
2006	71	72	66	72	281	T10	182,800.00
2007	69	69	73	69	280	T26	116,900.00
2008	68	73	70	69	280	T6	238,000.00
2009	71	66	71	71	279	T9	225,000.00
2010	71	71	71	65	278	T7	247,500.00
2012	72	75	71	71	289	T27	132,800.00
TOTAL							\$2,551,366.67

English, Harris (70.00)

Year	1st	2nd	3rd	4th	Total	Finish	Money
2015	71	76	71	67	285	T22	148,500.00
2020	70	69	69	67	275	T12	0.00
TOTAL							\$148,500.00

Estes, Bob (70.35)

Year	1st	2nd	3rd	4th	Total	Finish	Money
1994	71	70	73	68	282	T15	64,800.00
1998	71	76	74	71	292	T28	65,600.00
1999	70	70	75	68	283	T25	86,000.00
2001	71	66	65	70	272	T7	166,666.67
2002	72	69	73	64	278	T11	131,500.00
TOTAL							\$514,566.67

Faldo, Nick (72.75)

Year	1st	2nd	3rd	4th	Total	Finish	Money
1995	76	72	73	70	291	T13	71,400.00
1996	75	72	76	68	291	T24	52,800.00
TOTAL							\$124,200.00

Faxon, Brad (70.58)

Year	1st	2nd	3rd	4th	Total	Finish	Money
1992	70	71	72	71	284	T7	59,000.00
1994	71	71	73	73	288	T26	50,100.00
1996	68	72	66	68	274	T2	324,000.00
1997	67	69	69	73	278	T6	140,000.00
2001	68	70	70	78	286	T26	83,000.00
2003	76	71	71	66	284	T21	103,200.00
TOTAL							\$759,300.00

Fehr, Rick (70.13)

Year	1st	2nd	3rd	4th	Total	Finish	Money
1993	69	69	70	71	279	T6	108,000.00
1994	67	69	77	69	282	T15	64,800.00
TOTAL							\$172,800.00

Finau, Tony (68.88)

Year	1st	2nd	3rd	4th	Total	Finish	Money
2017	68	71	68	66	273	T7	280,000.00
2018	67	71	67	72	277	T15	190,800.00
2019	70	69	70	67	276	T7	0.00
2020	68	71	66	71	276	T17	0.00
TOTAL							\$470,800.00

Fleetwood, Tommy (69.50)

Year	1st	2nd	3rd	4th	Total	Finish	Money
2018	69	69	70	68	276	T11	225,450.00
2019	69	70	71	70	280	T16	0.00
TOTAL							\$225,450.00

Flesch, Steve (70.25)

Year	1st	2nd	3rd	4th	Total	Finish	Money
2000	66	74	71	68	279	T15	110,000.00
2003	71	68	67	73	279	T9	163,650.00
2004	69	78	67	71	285	T21	105,600.00
TOTAL							\$379,250.00

Floyd, Raymond (70.75)

Year	1st	2nd	3rd	4th	Total	Finish	Money
1992	72	71	71	69	283	T5	76,000.00
TOTAL							\$76,000.00

Forsman, Dan (71.00)

Year	1st	2nd	3rd	4th	Total	Finish	Money
1992	71	67	72	74	284	T7	59,000.00
TOTAL							\$59,000.00

Fowler, Rickie (70.21)

Year	1st	2nd	3rd	4th	Total	Finish	Money
2012	71	68	72	76	287	T23	140,800.00
2014	69	68	67	71	275	T8	260,000.00
2015	69	70	67	74	280	T12	196,350.00
2017	73	74	70	69	286	T26	146,125.00
2018	65	72	73	65	275	T7	279,900.00
2019	71	71	70	70	282	T19	0.00
TOTAL							\$1,023,175.00

Franco, Carlos (70.83)

Year	1st	2nd	3rd	4th	Total	Finish	Money
1999	65	72	71	72	280	T15	103,200.00
2000	75	71	66	72	284	T24	88,000.00
2004	72	68	78	68	286	T24	98,400.00
TOTAL							\$289,600.00

Frost, David (70.38)

Year	1st	2nd	3rd	4th	Total	Finish	Money
1987	66	71	73	70	280	T17	39,600.00
1988	69	71	70	77	287	T17	39,600.00
1989	70	76	67	71	284	T11	64,166.67
1992	69	68	74	73	284	T7	59,000.00
1993	68	68	69	73	278	T2	198,750.00
1994	66	69	75	66	276	T4	132,000.00
TOTAL							\$533,116.67

Funk, Fred (71.22)

Year	1st	2nd	3rd	4th	Total	Finish	Money
1995	74	75	72	76	297	T27	49,200.00
1996	71	73	74	67	285	T14	69,600.00
1998	73	68	74	76	291	T24	68,200.00
1999	66	70	71	69	276	T5	177,500.00
2002	67	71	76	68	282	T24	87,000.00
2003	68	67	71	73	279	T9	163,650.00
2004	73	70	75	68	286	T24	98,400.00
2005	71	72	70	70	283	T24	111,800.00
TOTAL							\$825,350.00

Furyk, Jim (69.11)

Year	1st	2nd	3rd	4th	Total	Finish	Money
1996	72	71	73	70	286	T15	63,600.00
1997	66	68	73	67	274	T2	432,000.00
1998	67	68	69	71	275	T3	234,000.00
1999	69	72	72	67	280	T15	103,200.00
2001	70	71	62	69	272	T7	166,666.67
2002	68	73	72	67	280	T18	97,000.00
2003	71	71	67	69	278	T8	192,000.00
2005	70	70	67	70	277	T13	158,600.00
2006	69	71	67	65	272	T2	730,000.00
2007	71	69	67	66	273	T11	167,300.00
2008	72	70	69	69	280	T6	238,000.00
2009	72	68	71	67	278	T7	247,500.00
2010	67	65	70	70	272	T1	1,350,000.00
2012	69	64	72	72	277	T7	272,000.00
2013	70	68	73	66	277	T14	173,600.00
2014	67	69	67	69	272	T2	708,000.00
TOTAL							\$5,333,466.67

Gallagher, Jr., Jim (72.05)

Year	1st	2nd	3rd	4th	Total	Finish	Money
1990	73	74	76	69	292	T27	41,500.00
1991	71	74	69	71	285	T5	71,000.00
1992	73	74	73	71	291	T25	34,000.00
1993	63	73	72	69	277	T1	540,000.00
1995	74	73	75	74	296	T25	51,000.00
TOTAL							\$737,500.00

Individual Player Records

Gamez, Robert (75.00)

Year	1st	2nd	3rd	4th	Total	Finish	Money
1990	76	73	81	70	300	30	40,000.00
TOTAL							\$40,000.00

Garcia, Sergio (69.05)

Year	1st	2nd	3rd	4th	Total	Finish	Money
2001	69	67	66	68	270	T2	385,000.00
2002	71	73	72	69	285	28	82,000.00
2004	71	70	69	71	281	T15	123,800.00
2005	66	72	71	72	281	T20	123,500.00
2007	68	64	64	70	266	4	336,000.00
2008	70	65	67	71	273	2	756,000.00
2012	69	73	71	68	281	T15	167,200.00
2013	68	71	69	67	275	T9	227,733.33
2014	69	71	70	66	276	T9	231,666.67
2017	73	66	68	67	274	T10	236,250.00
TOTAL							\$2,669,150.00

Garrigus, Robert (69.75)

Year	1st	2nd	3rd	4th	Total	Finish	Money
2012	68	69	69	73	279	T10	205,760.00
TOTAL							\$205,760.00

Gay, Brian (73.00)

Year	1st	2nd	3rd	4th	Total	Finish	Money
2009	72	72	76	72	292	T28	122,250.00
TOTAL							\$122,250.00

Geiberger, Brent (68.50)

Year	1st	2nd	3rd	4th	Total	Finish	Money
1999	68	69	68	69	274	3	345,000.00
TOTAL							\$345,000.00

Glasson, Bill (70.25)

Year	1st	2nd	3rd	4th	Total	Finish	Money
1989	74	71	74	71	290	29	40,500.00
1994	66	68	71	71	276	T4	132,000.00
1997	68	69	68	72	277	T4	176,000.00
TOTAL							\$348,500.00

Glover, Lucas (71.06)

Year	1st	2nd	3rd	4th	Total	Finish	Money
2005	72	70	73	74	289	29	105,300.00
2006	73	71	66	68	278	T8	215,000.00
2009	68	71	72	69	280	T10	202,500.00
2019	73	75	70	72	290	T29	0.00
TOTAL							\$522,800.00

Goosen, Retief (68.75)

Year	1st	2nd	3rd	4th	Total	Finish	Money
2002	69	69	72	67	277	T9	146,000.00
2003	69	67	67	69	272	3	414,000.00
2004	70	66	69	64	269	1	1,080,000.00
2005	64	66	69	74	273	T4	283,833.33
2006	68	71	68	67	274	4	345,000.00
2009	69	72	72	73	286	23	135,000.00
2010	71	66	66	71	274	3	517,500.00
TOTAL							\$2,921,333.33

Grady, Wayne (71.00)

Year	1st	2nd	3rd	4th	Total	Finish	Money
1989	75	67	71	74	287	T22	44,000.00
1990	72	67	73	69	281	9	75,000.00
TOTAL							\$119,000.00

Green, Ken (70.00)

Year	1st	2nd	3rd	4th	Total	Finish	Money
1988	67	70	69	74	280	T3	104,666.66
TOTAL							\$104,666.66

Griffin, Lanto (69.25)

Year	1st	2nd	3rd	4th	Total	Finish	Money
2020	67	69	69	72	277	T18	0.00
TOTAL							\$0.00

Grillo, Emiliano (69.50)

Year	1st	2nd	3rd	4th	Total	Finish	Money
2016	73	70	66	69	278	T10	218,620.00
TOTAL							\$218,620.00

Haas, Bill (70.56)

Year	1st	2nd	3rd	4th	Total	Finish	Money
2011	68	67	69	68	272	1	1,440,000.00
2013	70	69	69	74	282	T24	139,200.00
2014	68	71	73	70	282	16	175,000.00
2015	72	73	72	76	293	26	138,600.00
TOTAL							\$1,892,800.00

Haas, Jay (70.96)

Year	1st	2nd	3rd	4th	Total	Finish	Money
1988	69	71	70	76	286	T14	44,266.66
1992	72	66	73	73	284	T7	59,000.00
1993	70	69	72	70	281	T10	83,100.00
1994	69	71	71	66	277	6	108,000.00
1995	75	74	73	72	294	T20	55,800.00
2003	77	71	70	71	289	29	92,400.00
2004	67	66	68	75	276	T7	198,000.00
TOTAL							\$640,566.66

Hadwin, Adam (70.25)

Year	1st	2nd	3rd	4th	Total	Finish	Money
2017	71	67	73	70	281	23	157,500.00
TOTAL							\$157,500.00

Hamilton, Todd (72.50)

Year	1st	2nd	3rd	4th	Total	Finish	Money
2004	72	72	76	70	290	28	93,600.00
TOTAL							\$93,600.00

Hammond, Donnie (69.75)

Year	1st	2nd	3rd	4th	Total	Finish	Money
1989	65	73	69	72	279	5	100,000.00
TOTAL							\$100,000.00

Harman, Brian (70.75)

Year	1st	2nd	3rd	4th	Total	Finish	Money
2017	72	70	71	70	283	T24	152,250.00
TOTAL							\$152,250.00

Harrington, Padraig (68.94)

Year	1st	2nd	3rd	4th	Total	Finish	Money
2004	69	75	68	68	280	14	134,400.00
2005	71	66	68	69	274	T7	209,625.00
2007	63	70	67	73	273	T11	167,300.00
2009	67	69	71	69	276	T4	330,000.00
TOTAL							\$841,325.00

Hart, Dudley (70.50)

Year	1st	2nd	3rd	4th	Total	Finish	Money
2008	73	69	71	69	282	T10	180,040.00
TOTAL							\$180,040.00

Hatton, Tyrrell (67.50)

Year	1st	2nd	3rd	4th	Total	Finish	Money
2020	67	66	71	66	270	7	0.00
TOTAL							\$0.00

Henke, Nolan (71.88)

Year	1st	2nd	3rd	4th	Total	Finish	Money
1991	69	70	74	72	285	T5	71,000.00
1993	69	72	74	75	290	T23	52,800.00
TOTAL							\$123,800.00

Henley, Russell (68.38)

Year	1st	2nd	3rd	4th	Total	Finish	Money
2014	70	68	67	72	277	12	210,000.00
2017	67	71	67	65	270	T3	511,875.00
TOTAL							\$721,875.00

Henry, J.J. (70.50)

Year	1st	2nd	3rd	4th	Total	Finish	Money
2006	71	73	69	69	282	T12	163,150.00
TOTAL							\$163,150.00

Hensby, Mark (68.75)

Year	1st	2nd	3rd	4th	Total	Finish	Money
2004	69	70	69	67	275	T4	248,000.00
TOTAL							\$248,000.00

Individual Player Records

Herron, Tim (71.17)

Year	1st	2nd	3rd	4th	Total	Finish	Money
1999	66	72	71	68	277	T9	142,333.33
2003	79	69	74	77	299	31	90,000.00
2005	73	68	71	66	278	T14	143,866.67
TOTAL							\$376,200.00

Hoch, Scott (71.68)

Year	1st	2nd	3rd	4th	Total	Finish	Money
1987	72	66	71	67	276	T12	48,800.00
1988	70	76	70	78	294	28	32,800.00
1989	71	71	68	71	281	T7	82,500.00
1991	69	75	76	71	291	T21	37,200.00
1994	74	74	68	68	284	T20	57,000.00
1995	75	72	71	79	297	T27	49,200.00
1996	73	73	67	74	287	T18	58,800.00
1997	68	65	74	73	280	T10	110,800.00
1998	73	71	74	72	290	T21	73,600.00
2001	74	71	70	72	287	29	81,000.00
TOTAL							\$631,700.00

Hoffman, Charley (70.92)

Year	1st	2nd	3rd	4th	Total	Finish	Money
2010	71	67	69	70	277	6	270,000.00
2015	73	72	70	70	285	T22	148,500.00
2017	73	73	71	72	289	T28	142,625.00
TOTAL							\$561,125.00

Hoffmann, Morgan (73.00)

Year	1st	2nd	3rd	4th	Total	Finish	Money
2014	70	73	73	76	292	T27	135,000.00
TOTAL							\$135,000.00

Holmes, J.B. (70.38)

Year	1st	2nd	3rd	4th	Total	Finish	Money
2015	68	72	68	69	277	T8	255,750.00
2016	73	71	70	72	286	27	141,100.00
TOTAL							\$396,850.00

Horschel, Billy (68.63)

Year	1st	2nd	3rd	4th	Total	Finish	Money
2013	66	70	70	68	274	T7	264,000.00
2014	66	66	69	68	269	1	1,440,000.00
2018	71	65	69	66	271	2	972,000.00
2020	70	73	71	70	284	30	0.00
TOTAL							\$2,676,000.00

Hovland, Viktor (69.00)

Year	1st	2nd	3rd	4th	Total	Finish	Money
2020	69	69	68	70	276	T20	0.00
TOTAL							\$0.00

Howell III, Charles (69.29)

Year	1st	2nd	3rd	4th	Total	Finish	Money
2002	66	69	69	66	270	2	540,000.00
2003	67	67	67	70	271	2	648,000.00
2005	67	68	70	78	283	T24	111,800.00
2007	68	71	68	74	281	28	114,800.00
2011	67	71	68	68	274	T6	272,000.00
2019	68	73	71	72	284	28	0.00
TOTAL							\$1,686,600.00

Hughes, Mackenzie (68.00)

Year	1st	2nd	3rd	4th	Total	Finish	Money
2020	70	69	66	67	272	14	0.00
TOTAL							\$0.00

Huh, John (73.50)

Year	1st	2nd	3rd	4th	Total	Finish	Money
2012	74	70	73	77	294	29	129,600.00
TOTAL							\$129,600.00

Hulbert, Mike (73.38)

Year	1st	2nd	3rd	4th	Total	Finish	Money
1989	73	75	70	67	285	T14	53,400.00
1991	75	75	73	79	302	30	32,000.00
TOTAL							\$85,400.00

Huston, John (70.75)

Year	1st	2nd	3rd	4th	Total	Finish	Money
1990	72	71	76	76	295	T28	40,750.00
1992	70	68	70	77	285	T13	43,114.28
1993	72	68	68	70	278	T2	198,750.00
1994	74	68	66	72	280	T10	81,000.00
1998	72	72	70	68	282	T11	105,200.00
1999	68	71	69	68	276	T5	177,500.00
2000	72	65	76	72	285	T25	85,000.00
TOTAL							\$731,314.28

Im, Sungjae (69.38)

Year	1st	2nd	3rd	4th	Total	Finish	Money
2019	67	71	73	70	281	T19	0.00
2020	68	64	72	70	274	11	0.00
TOTAL							\$0.00

Imada, Ryuji (71.50)

Year	1st	2nd	3rd	4th	Total	Finish	Money
2008	75	72	71	68	286	T17	138,600.00
TOTAL							\$138,600.00

Immelman, Trevor (69.88)

Year	1st	2nd	3rd	4th	Total	Finish	Money
2006	73	66	69	69	277	T5	266,000.00
2008	68	73	71	70	282	T10	180,040.00
TOTAL							\$446,040.00

Irwin, Hale (71.50)

Year	1st	2nd	3rd	4th	Total	Finish	Money
1990	75	70	70	72	287	T19	48,500.00
1994	70	74	67	74	285	T22	54,600.00
TOTAL							\$103,100.00

Jacobsen, Peter (71.75)

Year	1st	2nd	3rd	4th	Total	Finish	Money
1988	71	70	67	73	281	6	72,000.00
1990	70	70	73	74	287	T19	48,500.00
1995	73	70	73	77	293	T16	60,900.00
TOTAL							\$181,400.00

Jacobson, Freddie (70.00)

Year	1st	2nd	3rd	4th	Total	Finish	Money
2011	70	67	68	75	280	T16	162,400.00
TOTAL							\$162,400.00

Janzen, Lee (72.10)

Year	1st	2nd	3rd	4th	Total	Finish	Money
1992	70	69	72	68	279	T2	177,000.00
1993	73	68	74	74	289	22	55,200.00
1995	75	70	71	78	294	T20	55,800.00
1997	71	75	70	73	289	T26	66,400.00
1998	77	72	71	71	291	T24	68,200.00
TOTAL							\$422,600.00

Jobe, Brandt (71.00)

Year	1st	2nd	3rd	4th	Total	Finish	Money
2005	73	71	70	70	284	27	107,900.00
TOTAL							\$107,900.00

Johnson, Dustin (69.77)

Year	1st	2nd	3rd	4th	Total	Finish	Money
2009	69	74	73	73	289	27	124,500.00
2010	73	71	73	66	283	T22	136,500.00
2011	70	73	70	70	283	T23	142,400.00
2012	69	67	73	70	279	T10	205,760.00
2013	68	68	67	69	272	5	320,000.00
2015	69	72	71	64	276	T5	302,500.00
2016	66	67	69	73	275	T6	297,500.00
2017	68	69	69	72	278	T17	176,750.00
2018	69	70	67	67	273	3	621,000.00
2019	73	72	75	73	293	T29	0.00
2020	67	70	64	68	269	1	0.00
TOTAL							\$2,326,910.00

Individual Player Records

Johnson, Zach (69.61)

Year	1st	2nd	3rd	4th	Total	Finish	Money
2004	68	71	71	69	279	13	141,600.00
2006	71	69	71	73	284	16	137,800.00
2007	71	66	60	68	265	T2	619,500.00
2009	70	72	73	67	282	T16	156,000.00
2010	74	72	66	67	279	T9	208,125.00
2012	68	69	70	74	281	T15	167,200.00
2013	69	68	69	68	274	T7	264,000.00
2014	68	74	72	71	285	21	154,000.00
2015	66	70	71	70	277	T8	255,750.00
TOTAL							\$2,103,975.00

Jones, Steve (71.67)

Year	1st	2nd	3rd	4th	Total	Finish	Money
1989	72	69	71	73	285	T14	53,400.00
1996	67	73	70	77	287	T18	58,800.00
1997	72	68	70	78	288	25	68,800.00
TOTAL							\$181,000.00

Kaye, Jonathan (69.25)

Year	1st	2nd	3rd	4th	Total	Finish	Money
2003	69	70	68	70	277	7	204,000.00
TOTAL							\$204,000.00

Kaymer, Martin (72.00)

Year	1st	2nd	3rd	4th	Total	Finish	Money
2014	73	69	73	73	288	T23	143,000.00
TOTAL							\$143,000.00

Kelly, Jerry (69.25)

Year	1st	2nd	3rd	4th	Total	Finish	Money
2002	71	69	67	67	274	4	240,000.00
2003	68	74	70	68	280	T13	131,850.00
2004	67	71	71	65	274	3	414,000.00
2009	71	67	71	71	280	T10	202,500.00
TOTAL							\$988,350.00

Kim, Anthony (68.50)

Year	1st	2nd	3rd	4th	Total	Finish	Money
2008	64	69	72	69	274	T3	409,500.00
TOTAL							\$409,500.00

Kim, Si Woo (69.50)

Year	1st	2nd	3rd	4th	Total	Finish	Money
2016	67	72	74	65	278	T10	218,620.00
TOTAL							\$218,620.00

Kirk, Chris (68.25)

Year	1st	2nd	3rd	4th	Total	Finish	Money
2014	66	68	71	68	273	T4	343,333.34
TOTAL							\$343,333.34

Kisner, Kevin (70.45)

Year	1st	2nd	3rd	4th	Total	Finish	Money
2015	76	77	72	73	298	28	135,300.00
2016	67	70	76	71	284	26	142,800.00
2017	68	68	64	70	270	T3	511,875.00
2019	71	70	68	68	277	T9	0.00
2020	72	68	69	71	280	23	0.00
TOTAL							\$789,975.00

Kite, Tom (70.39)

Year	1st	2nd	3rd	4th	Total	Finish	Money
1987	75	70	70	65	280	T17	39,600.00
1988	72	65	70	72	279	2	216,000.00
1989	69	65	74	68	276	1	450,000.00
1990	73	71	70	72	286	18	50,000.00
1992	73	68	74	70	285	T13	43,114.29
1993	69	68	72	71	280	T7	96,000.00
1994	69	72	72	72	285	T22	54,600.00
TOTAL							\$949,314.29

Kizzire, Patton (70.25)

Year	1st	2nd	3rd	4th	Total	Finish	Money
2018	71	71	68	71	281	T21	163,800.00
TOTAL							\$163,800.00

Knox, Russell (70.50)

Year	1st	2nd	3rd	4th	Total	Finish	Money
2016	73	66	71	72	282	23	153,000.00
TOTAL							\$153,000.00

Koch, Gary (71.25)

Year	1st	2nd	3rd	4th	Total	Finish	Money
1988	71	72	68	74	285	T8	55,800.00
TOTAL							\$55,800.00

Koepka, Brooks (69.63)

Year	1st	2nd	3rd	4th	Total	Finish	Money
2015	68	74	72	70	284	T18	160,050.00
2017	66	69	68	69	272	6	315,000.00
2018	69	78	67	70	284	T26	150,300.00
2019	67	67	68	72	274	T3	0.00
TOTAL							\$625,350.00

Kokrak, Jason (69.25)

Year	1st	2nd	3rd	4th	Total	Finish	Money
2019	71	67	72	67	277	14	0.00
TOTAL							\$0.00

Kuchar, Matt (70.00)

Year	1st	2nd	3rd	4th	Total	Finish	Money
2010	72	70	72	71	285	T25	127,500.00
2011	67	70	71	73	281	T20	152,000.00
2012	67	69	70	73	279	T10	205,760.00
2013	69	74	69	71	283	T26	133,600.00
2014	68	71	69	70	278	13	200,000.00
2015	71	70	69	68	278	T10	228,525.00
2016	69	73	68	69	279	T15	183,600.00
2017	69	71	67	67	274	T10	236,250.00
2019	66	72	71	74	283	T16	0.00
TOTAL							\$1,467,235.00

Laird, Martin (73.75)

Year	1st	2nd	3rd	4th	Total	Finish	Money
2010	75	73	74	73	295	30	120,000.00
TOTAL							\$120,000.00

Langer, Bernhard (69.38)

Year	1st	2nd	3rd	4th	Total	Finish	Money
1987	68	69	69	74	280	T17	39,600.00
2001	65	68	69	73	275	T10	136,666.66
TOTAL							\$176,266.66

Langham, Franklin (72.00)

Year	1st	2nd	3rd	4th	Total	Finish	Money
2000	75	70	74	69	288	28	82,000.00
TOTAL							\$82,000.00

Lee, Danny (68.75)

Year	1st	2nd	3rd	4th	Total	Finish	Money
2015	69	72	69	65	275	T2	618,750.00
TOTAL							\$618,750.00

Lehman, Tom (70.44)

Year	1st	2nd	3rd	4th	Total	Finish	Money
1992	70	70	73	72	285	T13	43,114.28
1994	73	70	72	74	289	28	49,200.00
1995	71	70	73	76	290	12	76,800.00
1996	66	67	64	71	268	1	540,000.00
1997	72	71	68	71	282	T15	86,400.00
1998	67	70	75	72	284	15	88,000.00
1999	72	67	68	73	280	T15	103,200.00
2000	72	72	67	70	281	T18	98,000.00
2001	69	68	72	68	277	T15	108,000.00
TOTAL							\$1,192,714.28

Leishman, Marc (71.10)

Year	1st	2nd	3rd	4th	Total	Finish	Money
2009	70	74	70	78	292	T28	122,250.00
2017	71	71	69	72	283	T24	152,250.00
2018	73	69	68	71	281	T21	163,800.00
2019	71	73	72	67	283	T24	0.00
2020	66	75	73	69	283	29	0.00
TOTAL							\$438,300.00

Individual Player Records

Leonard, Justin (70.43)

Year	1st	2nd	3rd	4th	Total	Finish	Money
1995	70	70	72	74	286	T7	99,000.00
1996	73	68	68	70	279	T6	102,000.00
1997	70	69	72	68	279	T8	124,000.00
1998	68	72	68	72	280	T5	146,666.66
1999	67	73	69	70	279	T12	122,000.00
2000	69	69	73	69	280	T16	104,000.00
2001	69	66	71	77	283	T22	91,000.00
2002	71	73	71	65	280	T18	97,000.00
2003	69	69	73	73	284	T21	103,200.00
2005	70	74	71	72	287	T8	106,600.00
2008	73	69	73	67	282	T10	180,040.00
TOTAL							\$1,275,506.66

Levi, Wayne (69.25)

Year	1st	2nd	3rd	4th	Total	Finish	Money
1989	71	72	63	72	278	T3	146,250.00
1990	75	71	67	63	276	T3	146,250.00
TOTAL							\$292,500.00

Lewis, J.L. (72.00)

Year	1st	2nd	3rd	4th	Total	Finish	Money
2003	75	68	71	74	288	T8	93,600.00
TOTAL							\$93,600.00

Lickliter II, Frank (70.25)

Year	1st	2nd	3rd	4th	Total	Finish	Money
2001	65	73	69	74	281	T20	95,000.00
TOTAL							\$95,000.00

Lietzke, Bruce (70.88)

Year	1st	2nd	3rd	4th	Total	Finish	Money
1988	69	68	70	78	285	T8	55,800.00
1991	71	69	72	71	283	T4	96,000.00
1992	72	72	72	70	286	T20	38,000.00
1994	69	71	71	69	280	T10	81,000.00
TOTAL							\$270,800.00

Love III, Davis (70.63)

Year	1st	2nd	3rd	4th	Total	Finish	Money
1990	70	72	72	70	284	T12	62,500.00
1991	72	72	75	71	290	T19	38,800.00
1992	68	76	75	72	291	T25	34,000.00
1993	77	72	73	71	293	T27	49,800.00
1995	74	73	74	72	293	T16	60,900.00
1996	72	71	71	70	284	T13	73,200.00
1997	68	68	69	70	275	T3	276,000.00
1998	70	71	70	70	281	T8	120,533.33
1999	64	69	73	67	273	T2	540,000.00
2000	66	71	71	68	276	T8	150,666.66
2001	70	72	66	69	277	T15	108,000.00
2002	72	70	68	65	275	T5	190,000.00
2003	73	67	67	69	276	T5	228,000.00
2005	68	71	65	69	273	T4	283,833.33
2006	82	71	71	73	297	T27	107,900.00
TOTAL							\$2,324,133.32

Lowery, Steve (70.25)

Year	1st	2nd	3rd	4th	Total	Finish	Money
1994	66	69	72	72	279	T8	93,000.00
2001	67	70	73	75	285	T25	86,000.00
2002	65	71	73	70	279	T13	111,200.00
TOTAL							\$290,200.00

Lyle, Sandy (71.75)

Year	1st	2nd	3rd	4th	Total	Finish	Money
1988	72	71	68	76	287	T17	39,600.00
TOTAL							\$39,600.00

Magee, Andrew (71.83)

Year	1st	2nd	3rd	4th	Total	Finish	Money
1991	74	72	70	74	290	T19	38,800.00
1997	69	70	70	73	282	T15	86,400.00
1998	73	73	75	69	290	T21	73,600.00
TOTAL							\$198,800.00

Maggert, Jeff (71.42)

Year	1st	2nd	3rd	4th	Total	Finish	Money
1993	71	74	69	70	284	T15	66,000.00
1994	72	66	70	70	278	T7	102,000.00
1996	78	76	70	71	295	T27	49,500.00
1997	78	72	71	70	291	T29	64,800.00
1998	73	70	71	71	285	T16	84,800.00
1999	73	72	64	72	281	T20	96,000.00
TOTAL							\$463,100.00

Mahaffey, John (72.00)

Year	1st	2nd	3rd	4th	Total	Finish	Money
1989	80	68	68	72	288	T27	41,500.00
TOTAL							\$41,500.00

Mahan, Hunter (70.00)

Year	1st	2nd	3rd	4th	Total	Finish	Money
2007	65	68	65	71	269	T5	266,000.00
2008	74	75	68	69	286	T17	138,600.00
2009	71	73	72	71	287	T24	132,000.00
2010	69	71	73	68	281	T15	162,000.00
2011	67	68	66	71	272	T2	864,000.00
2012	68	73	71	66	278	T8	248,000.00
2013	70	69	71	69	279	T20	152,000.00
2014	74	72	71	71	288	T23	143,000.00
TOTAL							\$2,105,600.00

Marino, Steve (69.50)

Year	1st	2nd	3rd	4th	Total	Finish	Money
2009	69	71	67	71	278	T7	247,500.00
TOTAL							\$247,500.00

Maruyama, Shigeki (70.38)

Year	1st	2nd	3rd	4th	Total	Finish	Money
2002	68	73	70	68	279	T13	111,200.00
2004	73	76	67	68	284	T19	112,500.00
TOTAL							\$223,700.00

Matsuyama, Hideki (69.82)

Year	1st	2nd	3rd	4th	Total	Finish	Money
2014	71	71	71	73	286	T22	150,000.00
2015	69	72	69	70	280	T12	196,350.00
2016	66	71	68	69	274	T5	340,000.00
2017	75	68	73	70	286	T26	146,125.00
2018	72	66	71	65	274	T4	372,000.00
2019	66	75	66	71	278	T9	0.00
2020	70	70	67	70	277	T15	0.00
TOTAL							\$1,204,475.00

Mattiace, Len (70.00)

Year	1st	2nd	3rd	4th	Total	Finish	Money
2002	68	68	74	70	280	T18	97,000.00
TOTAL							\$97,000.00

May, Bob (70.75)

Year	1st	2nd	3rd	4th	Total	Finish	Money
2000	71	72	70	70	283	T22	91,000.00
TOTAL							\$91,000.00

Mayfair, Billy (70.93)

Year	1st	2nd	3rd	4th	Total	Finish	Money
1990	69	66	70	68	273	T2	270,000.00
1993	77	77	74	71	299	T30	48,000.00
1995	68	70	69	73	280	T1	540,000.00
1998	66	77	71	69	283	T13	95,200.00
2001	72	74	72	68	286	T26	83,000.00
2005	72	69	71	71	283	T24	111,800.00
2008	72	71	69	70	282	T10	180,040.00
TOTAL							\$1,328,040.00

McCallister, Blaine (71.75)

Year	1st	2nd	3rd	4th	Total	Finish	Money
1989	70	75	74	68	287	T22	44,000.00
TOTAL							\$44,000.00

Individual Player Records

McCarron, Scott (69.83)

Year	1st	2nd	3rd	4th	Total	Finish	Money
1997	69	70	71	71	281	T12	97,600.00
2001	70	70	70	69	279	18	100,000.00
2002	70	69	69	70	278	T11	131,500.00
TOTAL							\$329,100.00

McCumber, Mark (70.63)

Year	1st	2nd	3rd	4th	Total	Finish	Money
1987	74	66	70	74	284	26	33,600.00
1988	73	70	70	73	286	T14	44,266.67
1989	74	70	68	74	286	T19	48,000.00
1994	66	71	69	68	274	1	540,000.00
TOTAL							\$665,866.67

McGirt, William (70.00)

Year	1st	2nd	3rd	4th	Total	Finish	Money
2016	77	69	66	68	280	T17	166,600.00
TOTAL							\$166,600.00

McGovern, Jim (71.25)

Year	1st	2nd	3rd	4th	Total	Finish	Money
1993	71	70	73	71	285	T16	62,400.00
TOTAL							\$62,400.00

McIlroy, Rory (68.36)

Year	1st	2nd	3rd	4th	Total	Finish	Money
2012	69	68	68	74	279	T10	205,760.00
2014	69	65	67	71	272	T2	708,000.00
2015	66	71	70	74	281	T16	171,600.00
2016	68	70	66	64	268	1	1,530,000.00
2018	67	68	66	74	275	T7	279,900.00
2019	66	67	68	66	267	1	0.00
2020	64	71	70	67	272	T8	0.00
TOTAL							\$2,895,260.00

Mediate, Rocco (71.92)

Year	1st	2nd	3rd	4th	Total	Finish	Money
1991	73	74	72	75	294	T26	33,400.00
1993	78	70	70	72	290	T23	52,800.00
2002	74	73	68	64	279	T13	111,200.00
TOTAL							\$197,400.00

Mickelson, Phil (70.33)

Year	1st	2nd	3rd	4th	Total	Finish	Money
1993	71	75	74	74	294	28	49,200.00
1994	68	71	70	74	283	T17	60,000.00
1995	79	73	68	75	295	24	52,800.00
1996	67	75	68	73	283	12	76,800.00
1997	69	72	73	72	286	T22	72,800.00
1998	73	74	69	70	286	17	81,600.00
1999	73	68	70	71	282	T21	91,000.00
2000	67	69	65	66	267	1	900,000.00
2002	70	69	67	69	275	T5	190,000.00
2004	71	72	67	74	284	T19	112,500.00
2007	68	66	70	71	275	20	134,400.00
2008	68	68	69	69	274	T3	409,500.00
2009	73	67	66	65	271	1	1,350,000.00
2010	69	72	68	74	283	T22	136,500.00
2011	68	70	67	71	276	10	227,200.00
2012	69	71	72	69	281	T15	167,200.00
2013	71	67	70	68	276	T12	200,000.00
2016	74	72	69	66	281	22	156,400.00
2018	73	72	76	72	293	30	144,000.00
TOTAL							\$4,611,900.00

Mize, Larry (71.42)

Year	1st	2nd	3rd	4th	Total	Finish	Money
1987	66	73	67	70	276	T12	48,800.00
1990	75	76	69	75	295	T28	40,750.00
1993	69	76	71	70	286	T18	58,800.00
TOTAL							\$148,350.00

Molinari, Francesco (70.25)

Year	1st	2nd	3rd	4th	Total	Finish	Money
2018	70	75	69	67	281	T21	163,800.00
TOTAL							\$163,800.00

Moore, Ryan (68.42)

Year	1st	2nd	3rd	4th	Total	Finish	Money
2010	70	72	68	69	279	T9	208,125.00
2012	69	70	65	70	274	T3	468,000.00
2016	70	68	66	64	268	T2	752,250.00
TOTAL							\$1,428,375.00

Morgan, Gil (71.38)

Year	1st	2nd	3rd	4th	Total	Finish	Money
1990	73	70	69	73	285	T14	54,250.00
1993	70	71	71	74	286	T18	58,800.00
TOTAL							\$113,050.00

Morikawa, Collin (68.00)

Year	1st	2nd	3rd	4th	Total	Finish	Money
2020	71	65	67	69	272	6	0.00
TOTAL							\$0.00

Mudd, Jodie (70.25)

Year	1st	2nd	3rd	4th	Total	Finish	Money
1988	70	71	68	76	285	T8	55,800.00
1989	72	72	70	71	285	T14	53,400.00
1990	68	69	68	68	273	1	450,000.00
TOTAL							\$559,200.00

Muñoz, Sebastián (68.00)

Year	1st	2nd	3rd	4th	Total	Finish	Money
2020	71	65	70	66	272	T8	0.00
TOTAL							\$0.00

Na, Kevin (71.36)

Year	1st	2nd	3rd	4th	Total	Finish	Money
2009	73	70	75	75	293	30	120,000.00
2010	69	68	69	76	282	T17	147,000.00
2014	70	66	75	73	284	T19	160,000.00
2015	68	73	70	70	281	T16	171,600.00
2016	77	74	72	70	293	29	137,700.00
2018	72	68	72	71	283	25	154,800.00
2020	69	70	71	72	282	T27	0.00
TOTAL							\$891,100.00

Nelson, Larry (71.75)

Year	1st	2nd	3rd	4th	Total	Finish	Money
1987	76	68	68	69	281	T21	36,800.00
1988	75	69	73	76	293	T26	33,400.00
TOTAL							\$70,200.00

Niemann, Joaquin (70.75)

Year	1st	2nd	3rd	4th	Total	Finish	Money
2020	72	72	67	72	283	T27	0.00
TOTAL							\$0.00

Nobilo, Frank (71.25)

Year	1st	2nd	3rd	4th	Total	Finish	Money
1997	70	72	72	71	285	T20	76,000.00
TOTAL							\$76,000.00

Norman, Greg (70.79)

Year	1st	2nd	3rd	4th	Total	Finish	Money
1987	67	70	68	66	271	3	138,000.00
1988	75	76	74	79	304	30	32,000.00
1989	67	74	68	75	284	T11	64,166.66
1990	66	71	71	71	279	T7	82,500.00
1992	70	70	73	71	284	T7	59,000.00
1993	72	67	68	71	278	T2	198,750.00
1994	69	75	66	71	281	T13	71,400.00
1995	72	70	74	71	287	T9	87,600.00
1996	73	72	67		212	W/D	0.00
1997	73	69	69	70	281	T12	97,600.00
TOTAL							\$831,016.66

O'Grady, Mac (70.00)

Year	1st	2nd	3rd	4th	Total	Finish	Money
1987	70	70	75	65	280	T17	39,600.00
TOTAL							\$39,600.00

Individual Player Records

O'Hair, Sean (69.25)

Year	1st	2nd	3rd	4th	Total	Finish	Money
2005	73	73	64	66	276	12	167,700.00
2009	66	70	70	69	275	3	517,500.00
2016	74	68	73	65	280	T17	166,600.00
TOTAL							\$851,800.00

O'Meara, Mark (71.65)

Year	1st	2nd	3rd	4th	Total	Finish	Money
1987	69	69	66	71	275	T10	55,400.00
1988	70	73	77	79	299	29	32,400.00
1989	67	71	71	71	280	6	90,000.00
1990	74	70	73	67	284	T12	62,500.00
1991	72	72	72	73	289	T16	41,066.67
1992	72	75	76	71	294	29	32,400.00
1995	71	74	71	75	291	T13	71,400.00
1996	74	71	71	71	287	T18	58,800.00
1997	68	74	72	70	284	T17	80,000.00
1998	71	70	71	71	283	T13	95,200.00
TOTAL							\$619,166.67

Oberholser, Arron (71.25)

Year	1st	2nd	3rd	4th	Total	Finish	Money
2006	71	70	72	72	285	17	132,600.00
TOTAL							\$132,600.00

Ogilvy, Geoff (70.88)

Year	1st	2nd	3rd	4th	Total	Finish	Money
2006	74	72	71	71	288	T19	126,100.00
2007	68	70	62	74	274	T17	140,000.00
2009	75	73	64	70	282	T16	156,000.00
2010	66	67	72	75	280	T13	178,500.00
2011	69	68	72	68	277	T11	210,400.00
2014	77	77	73	73	300	29	132,000.00
TOTAL							\$943,000.00

Olazábal, José María (71.75)

Year	1st	2nd	3rd	4th	Total	Finish	Money
2002	74	71	71	71	287	29	81,000.00
TOTAL							\$81,000.00

Oosthuizen, Louis (71.00)

Year	1st	2nd	3rd	4th	Total	Finish	Money
2012	70	71	69	77	287	T23	140,800.00
2019	70	71	70	70	281	T21	0.00
TOTAL							\$140,800.00

Overton, Jeff (72.75)

Year	1st	2nd	3rd	4th	Total	Finish	Money
2010	75	70	73	73	291	29	121,500.00
TOTAL							\$121,500.00

Palmer, Ryan (70.33)

Year	1st	2nd	3rd	4th	Total	Finish	Money
2010	74	72	73	70	289	28	123,000.00
2014	69	67	69	69	274	7	275,000.00
2020	72	72	70	67	281	T24	0.00
TOTAL							\$398,000.00

Pampling, Rod (70.75)

Year	1st	2nd	3rd	4th	Total	Finish	Money
2006	73	71	73	66	283	T14	146,900.00
TOTAL							\$146,900.00

Parnevik, Jesper (69.67)

Year	1st	2nd	3rd	4th	Total	Finish	Money
1997	66	73	69	70	278	T6	140,000.00
1998	70	70	67	68	275	T3	234,000.00
2000	72	67	72	72	283	T22	91,000.00
TOTAL							\$465,000.00

Pate, Steve (71.80)

Year	1st	2nd	3rd	4th	Total	Finish	Money
1987	69	68	74	70	281	T21	36,800.00
1988	70	72	69	76	287	T17	39,600.00
1991	75	74	71	74	294	T26	33,400.00
1992	71	76	76	72	295	30	32,000.00
1999	67	69	69	74	279	T12	122,000.00
TOTAL							\$263,800.00

Paulson, Dennis (71.75)

Year	1st	2nd	3rd	4th	Total	Finish	Money
1999	72	70	69	76	287	29	81,000.00
TOTAL							\$81,000.00

Pavin, Corey (70.59)

Year	1st	2nd	3rd	4th	Total	Finish	Money
1987	73	65	68	68	274	T5	68,800.00
1990	74	71	72	71	288	21	47,000.00
1991	74	69	72	72	287	T10	54,000.00
1992	74	68	69	68	279	T2	177,000.00
1993	68	73	72	67	280	T7	96,000.00
1994	69	69	70	72	280	T10	81,000.00
1995	72	70	68	73	283	T2	265,500.00
1996	71	73	73	71	288	T21	55,800.00
TOTAL							\$845,100.00

Peoples, David (73.25)

Year	1st	2nd	3rd	4th	Total	Finish	Money
1992	75	72	73	73	293	T27	33,000.00
TOTAL							\$33,000.00

Perez, Pat (69.25)

Year	1st	2nd	3rd	4th	Total	Finish	Money
2017	68	68	72	69	277	16	185,500.00
TOTAL							\$185,500.00

Pernice Jr., Tom (69.25)

Year	1st	2nd	3rd	4th	Total	Finish	Money
2006	69	72	67	69	277	T5	266,000.00
TOTAL							\$266,000.00

Perry, Chris (68.88)

Year	1st	2nd	3rd	4th	Total	Finish	Money
1999	70	64	69	72	275	4	240,000.00
2000	69	65	74	68	276	T8	150,666.67
TOTAL							\$390,666.67

Perry, Kenny (70.68)

Year	1st	2nd	3rd	4th	Total	Finish	Money
1994	75	69	72	72	288	T26	50,100.00
1995	76	72	70	76	294	T20	55,800.00
1996	73	68	70	66	277	4	144,000.00
2001	70	67	65	69	271	T5	202,500.00
2002	71	69	68	72	280	T18	97,000.00
2003	67	73	70	69	279	T9	163,650.00
2004	76	72	70	73	291	29	92,400.00
2005	65	73	71	72	281	T20	123,500.00
2008	76	75	67	72	290	T24	120,400.00
2009	72	66	64	74	276	T4	330,000.00
TOTAL							\$1,379,350.00

Pettersson, Carl (71.50)

Year	1st	2nd	3rd	4th	Total	Finish	Money
2006	77	70	71	69	287	18	130,000.00
2008	76	72	71	68	287	21	131,600.00
2012	71	67	75	71	284	T20	152,000.00
TOTAL							\$413,600.00

Piercy, Scott (71.38)

Year	1st	2nd	3rd	4th	Total	Finish	Money
2012	67	73	71	70	281	T15	167,200.00
2015	74	73	73	70	290	25	141,900.00
TOTAL							\$309,100.00

Pohl, Dan (71.88)

Year	1st	2nd	3rd	4th	Total	Finish	Money
1987	73	68	69	75	285	T27	33,000.00
1988	72	69	71	78	290	23	36,000.00
TOTAL							\$69,000.00

Points, D.A. (70.75)

Year	1st	2nd	3rd	4th	Total	Finish	Money
2013	72	67	70	74	283	T26	133,600.00
TOTAL							\$133,600.00

Pooley, Don (68.75)

Year	1st	2nd	3rd	4th	Total	Finish	Money
1987	71	68	68	68	275	T10	55,400.00
TOTAL							\$55,400.00

Individual Player Records

Price, Nick (71.25)

Year	1st	2nd	3rd	4th	Total	Finish	Money
1987	67	71	69	67	274	T5	68,800.00
1990	68	68	71	70	277	5	100,000.00
1991	70	67	75	73	285	T5	71,000.00
1992	74	70	72	69	285	T13	43,114.29
1993	72	68	75	71	286	T18	58,800.00
1994	71	74	67	72	284	T20	57,000.00
1995	77	73	74	75	299	30	48,000.00
1997	70	71	73	75	289	T26	66,400.00
1998	74	76	72	75	297	30	64,000.00
1999	70	66	72	74	282	T21	91,000.00
2000	70	68	68	67	273	T3	261,666.67
2002	73	68	68	72	281	T22	91,000.00
2003	73	69	75	76	293	30	91,200.00
TOTAL							\$1,111,980.96

Purdy, Ted (69.75)

Year	1st	2nd	3rd	4th	Total	Finish	Money
2005	71	69	69	70	279	T17	130,000.00
TOTAL							\$130,000.00

Purtzer, Tom (74.25)

Year	1st	2nd	3rd	4th	Total	Finish	Money
1991	73	72	75	77	297	29	32,400.00
TOTAL							\$32,400.00

Quigley, Brett (70.50)

Year	1st	2nd	3rd	4th	Total	Finish	Money
2006	71	68	73	70	282	T12	163,150.00
TOTAL							\$163,150.00

Rahm, Jon (68.75)

Year	1st	2nd	3rd	4th	Total	Finish	Money
2017	67	67	70	69	273	T7	280,000.00
2018	68	68	68	72	276	T11	225,450.00
2019	68	72	68	72	280	T12	0.00
2020	65	74	66	66	271	4	0.00
TOTAL							\$505,450.00

Reavie, Chez (70.00)

Year	1st	2nd	3rd	4th	Total	Finish	Money
2011	66	77	68	74	285	T26	132,800.00
2019	71	64	70	70	275	8	0.00
TOTAL							\$132,800.00

Reed, Patrick (70.64)

Year	1st	2nd	3rd	4th	Total	Finish	Money
2014	67	74	74	69	284	T19	160,000.00
2015	72	74	77	71	294	27	136,950.00
2016	73	70	70	70	283	T24	147,900.00
2017	69	65	69	72	275	T13	208,250.00
2018	72	74	72	71	289	28	147,600.00
2019	70	70	73	68	281	T9	0.00
2020	71	66	70	65	272	T8	0.00
TOTAL							\$800,700.00

Reid, Mike (71.25)

Year	1st	2nd	3rd	4th	Total	Finish	Money
1987	69	66	74	70	279	16	42,400.00
1988	72	72	68	73	285	T8	55,800.00
1989	73	75	71	72	291	30	40,000.00
TOTAL							\$138,200.00

Riley, Chris (69.50)

Year	1st	2nd	3rd	4th	Total	Finish	Money
2002	72	69	74	68	283	T26	83,500.00
2003	69	68	66	70	273	4	288,000.00
TOTAL							\$371,500.00

Roberts, Loren (71.04)

Year	1st	2nd	3rd	4th	Total	Finish	Money
1990	73	70	71	71	285	T14	54,250.00
1994	71	70	68	70	279	T8	93,000.00
1995	73	68	74	73	288	11	81,000.00
1997	72	68	69	70	279	T8	124,000.00
1999	73	72	68	69	282	T21	91,000.00
2000	70	74	73	70	287	27	83,000.00
2002	71	71	77	70	289	30	80,000.00
TOTAL							\$606,250.00

Rollins, John (69.75)

Year	1st	2nd	3rd	4th	Total	Finish	Money
2002	70	71	70	68	279	T13	111,200.00
2007	64	69	73	73	279	25	120,400.00
TOTAL							\$231,600.00

Romero, Andres (72.75)

Year	1st	2nd	3rd	4th	Total	Finish	Money
2008	73	68	78	72	291	T27	115,500.00
TOTAL							\$115,500.00

Rose, Justin (69.05)

Year	1st	2nd	3rd	4th	Total	Finish	Money
2007	69	71	66	67	273	T11	167,300.00
2010	74	68	72	67	281	T15	162,000.00
2011	69	75	70	67	281	T20	152,000.00
2012	66	68	68	71	273	2	864,000.00
2013	68	68	70	67	273	6	288,000.00
2014	72	66	66	69	273	T4	343,333.33
2015	70	68	71	66	275	T2	618,750.00
2017	68	66	71	69	274	T10	236,250.00
2018	66	67	68	73	274	T4	372,000.00
2019	68	74	71	72	285	T26	0.00
TOTAL							\$3,203,633.33

Rummells, Dave (71.50)

Year	1st	2nd	3rd	4th	Total	Finish	Money
1989	72	70	69	75	286	T19	48,000.00
TOTAL							\$48,000.00

Rymer, Charlie (0.00)

Year	1st	2nd	3rd	4th	Total	Finish	Money
TOTAL							\$0.00

Sabbatini, Rory (69.92)

Year	1st	2nd	3rd	4th	Total	Finish	Money
2004	71	68	71	68	278	T10	158,200.00
2006	74	75	71	70	290	T22	118,300.00
2007	68	68	67	68	271	T9	204,400.00
TOTAL							\$480,900.00

Schauffele, Xander (67.38)

Year	1st	2nd	3rd	4th	Total	Finish	Money
2017	69	66	65	68	268	1	1,575,000.00
2018	68	70	68	69	275	T7	279,900.00
2019	64	69	67	70	270	2	0.00
2020	67	65	67	66	265	T2	0.00
TOTAL							\$1,854,900.00

Scheffler, Scottie (67.00)

Year	1st	2nd	3rd	4th	Total	Finish	Money
2020	71	66	66	65	268	5	0.00
TOTAL							\$0.00

Schulz, Ted (71.75)

Year	1st	2nd	3rd	4th	Total	Finish	Money
1989	73	69	69	75	286	T19	48,000.00
1991	70	71	75	72	288	T13	46,466.67
TOTAL							\$94,466.67

Schwartzel, Charl (71.00)

Year	1st	2nd	3rd	4th	Total	Finish	Money
2013	68	79	77	66	290	29	129,600.00
2016	74	67	66	71	278	T10	218,620.00
TOTAL							\$348,220.00

Individual Player Records

Scott, Adam (69.48)

Year	1st	2nd	3rd	4th	Total	Finish	Money
2004	75	71	69	70	285	T21	105,600.00
2005	73	69	65	67	274	T7	209,625.00
2006	69	67	67	66	269	1	1,170,000.00
2007	65	66	71	78	280	T26	116,900.00
2010	74	71	69	74	288	27	124,500.00
2011	67	65	74	68	274	T6	272,000.00
2012	68	73	70	72	283	19	156,800.00
2013	65	69	74	69	277	T14	173,600.00
2014	69	72	65	70	276	T9	231,666.66
2016	69	71	71	65	276	T8	263,500.00
2019	68	70	71	66	275	6	0.00
TOTAL							\$2,824,191.66

Senden, John (71.38)

Year	1st	2nd	3rd	4th	Total	Finish	Money
2009	70	70	69	71	280	T10	202,500.00
2011	73	71	69	71	284	25	137,600.00
2012	72	68	73	75	288	26	134,400.00
2014	72	75	69	74	290	26	138,000.00
TOTAL							\$612,500.00

Simpson, Scott (70.00)

Year	1st	2nd	3rd	4th	Total	Finish	Money
1987	73	71	69	65	278	15	44,000.00
1993	68	70	70	70	278	T2	198,750.00
1995	71	70	74	69	284	T4	132,000.00
TOTAL							\$374,750.00

Simpson, Tim (70.75)

Year	1st	2nd	3rd	4th	Total	Finish	Money
1989	75	75	67	70	287	T22	44,000.00
1990	66	73	70	70	279	T7	82,500.00
TOTAL							\$126,500.00

Simpson, Webb (69.53)

Year	1st	2nd	3rd	4th	Total	Finish	Money
2011	69	70	70	73	282	22	147,200.00
2012	71	68	70	66	275	T5	304,000.00
2013	68	71	69	63	271	4	384,000.00
2014	74	72	72	70	288	T23	143,000.00
2017	66	67	72	70	275	T13	208,250.00
2018	69	70	68	67	274	T4	372,000.00
2019	74	70	68	71	283	T16	0.00
2020	70	71	68	68	277	T12	0.00
TOTAL							\$1,558,450.00

Sindelar, Joey (72.00)

Year	1st	2nd	3rd	4th	Total	Finish	Money
1988	68	73	67	80	288	T21	37,200.00
TOTAL							\$37,200.00

Singh, Vijay (69.42)

Year	1st	2nd	3rd	4th	Total	Finish	Money
1993	70	71	74	70	285	T16	62,400.00
1995	69	71	72	73	285	6	108,000.00
1996	66	71	69	74	280	T9	87,600.00
1997	70	70	70	70	280	T10	110,800.00
1998	63	70	70	71	274	2	432,000.00
1999	74	68	70	65	277	T9	142,333.34
2000	69	66	65	73	273	T3	261,666.66
2001	70	73	68	67	278	17	102,000.00
2002	65	71	65	67	268	1	900,000.00
2003	73	68	67	68	276	T5	228,000.00
2004	69	73	70	65	277	9	180,000.00
2005	69	69	68	67	273	T4	283,833.34
2006	69	72	65	72	278	T8	215,000.00
2007	68	68	65	69	270	T7	231,000.00
2008	73	74	72	70	289	T22	127,400.00
2011	74	67	70	69	280	T16	162,400.00
TOTAL							\$3,634,433.34

Slocum, Heath (69.75)

Year	1st	2nd	3rd	4th	Total	Finish	Money
2007	71	64	69	70	274	T17	140,000.00
2009	73	68	71	72	284	T19	144,000.00
TOTAL							\$284,000.00

Sluman, Jeff (70.86)

Year	1st	2nd	3rd	4th	Total	Finish	Money
1987	74	71	70	70	285	T27	33,000.00
1988	72	75	71	75	293	T26	33,400.00
1991	74	71	69	73	287	T10	54,000.00
1992	73	73	74	65	285	T13	43,114.29
1996	71	74	67	68	280	T9	87,600.00
1998	68	72	71	71	282	T11	105,200.00
1999	69	70	69	68	276	T5	177,500.00
2001	73	70	66	72	281	T20	95,000.00
2002	72	72	68	70	282	T24	87,000.00
TOTAL							\$715,814.29

Smith, Cameron (70.00)

Year	1st	2nd	3rd	4th	Total	Finish	Money
2018	70	73	69	68	280	20	172,800.00
2020	68	68	73	71	280	T24	0.00
TOTAL							\$172,800.00

Snedeker, Brandt (70.00)

Year	1st	2nd	3rd	4th	Total	Finish	Money
2007	71	72	68	71	282	T29	112,700.00
2011	68	69	74	69	280	T16	162,400.00
2012	68	70	64	68	270	1	1,440,000.00
2013	69	75	67	68	279	T20	152,000.00
2015	68	72	75	70	285	T22	148,500.00
2016	72	69	72	67	280	T17	166,600.00
2019	73	72	67	72	284	T24	0.00
TOTAL							\$2,182,200.00

Spieth, Jordan (69.30)

Year	1st	2nd	3rd	4th	Total	Finish	Money
2013	68	67	71	64	270	T2	708,000.00
2014	71	70	80	71	292	T27	135,000.00
2015	68	66	68	69	271	1	1,485,000.00
2016	68	72	72	68	280	T17	166,600.00
2017	67	70	69	67	273	T7	280,000.00
TOTAL							\$2,774,600.00

Springer, Mike (70.75)

Year	1st	2nd	3rd	4th	Total	Finish	Money
1994	72	67	73	71	283	T17	60,000.00
TOTAL							\$60,000.00

Stadler, Craig (71.56)

Year	1st	2nd	3rd	4th	Total	Finish	Money
1989	71	75	72	67	285	T14	53,400.00
1991	68	68	72	71	279	1	360,000.00
1992	69	71	72	73	285	T13	43,114.28
1993	71	75	73	77	296	29	48,600.00
TOTAL							\$505,114.28

Stankowski, Paul (71.00)

Year	1st	2nd	3rd	4th	Total	Finish	Money
1997	70	69	72	73	284	T17	80,000.00
TOTAL							\$80,000.00

Stanley, Kyle (69.63)

Year	1st	2nd	3rd	4th	Total	Finish	Money
2017	64	73	70	73	280	T20	164,500.00
2018	69	68	67	73	277	T15	190,800.00
TOTAL							\$355,300.00

Stenson, Henrik (67.75)

Year	1st	2nd	3rd	4th	Total	Finish	Money
2013	64	66	69	68	267	1	1,440,000.00
2015	63	68	72	72	275	T2	618,750.00
TOTAL							\$2,058,750.00

Individual Player Records

Stewart, Payne (71.72)

Year	1st	2nd	3rd	4th	Total	Finish	Money
1987	72	69	68	72	281	T21	36,800.00
1988	73	70	64	73	280	T3	104,666.67
1989	69	70	71	66	276	2	270,000.00
1990	77	71	73	70	291	T25	42,500.00
1991	69	76	75	71	291	T21	37,200.00
1993	74	72	73	73	292	26	50,400.00
1995	69	75	74	75	293	T16	60,900.00
1998	69	72	76	74	291	T24	68,200.00
TOTAL							\$670,666.67

Strange, Curtis (71.33)

Year	1st	2nd	3rd	4th	Total	Finish	Money
1987	73	74	73	73	293	30	32,000.00
1988	64	71	70	74	279	1	360,000.00
1989	68	75	68	73	284	T11	64,166.67
TOTAL							\$456,166.67

Streb, Robert (71.00)

Year	1st	2nd	3rd	4th	Total	Finish	Money
2015	75	75	69	65	284	T18	160,050.00
TOTAL							\$160,050.00

Streelman, Kevin (70.13)

Year	1st	2nd	3rd	4th	Total	Finish	Money
2010	70	70	69	70	279	T9	208,125.00
2013	69	72	74	67	282	T24	139,200.00
TOTAL							\$347,325.00

Stricker, Steve (70.00)

Year	1st	2nd	3rd	4th	Total	Finish	Money
1996	70	68	72	65	275	3	207,000.00
1998	69	71	71	69	280	T5	146,666.67
2001	74	70	72	68	284	24	88,000.00
2007	69	67	71	67	274	T17	140,000.00
2008	74	74	70	72	290	T24	120,400.00
2009	70	72	66	69	277	6	270,000.00
2010	74	68	68	75	285	T25	127,500.00
2011	68	70	69	72	279	15	176,000.00
2012	67	73	73	73	286	22	147,200.00
2013	66	71	68	65	270	T2	708,000.00
TOTAL							\$2,130,766.67

Sutherland, Kevin (70.75)

Year	1st	2nd	3rd	4th	Total	Finish	Money
2008	71	71	69	72	283	15	154,000.00
TOTAL							\$154,000.00

Sutton, Hal (70.32)

Year	1st	2nd	3rd	4th	Total	Finish	Money
1987	71	69	67	67	274	T5	68,800.00
1989	70	73	73	71	287	T22	44,000.00
1994	73	70	74	69	286	T24	52,200.00
1998	69	67	68	70	274	1	720,000.00
1999	72	70	64	71	277	T9	142,333.33
2000	70	74	73	68	285	T25	85,000.00
2001	70	73	70	73	286	T26	83,000.00
TOTAL							\$1,195,333.33

Tennyson, Brian (72.75)

Year	1st	2nd	3rd	4th	Total	Finish	Money
1990	75	72	71	73	291	T25	42,500.00
TOTAL							\$42,500.00

Thomas, Justin (68.25)

Year	1st	2nd	3rd	4th	Total	Finish	Money
2016	68	71	69	67	275	T6	297,500.00
2017	67	66	70	66	269	2	945,000.00
2018	67	69	70	69	275	T7	279,900.00
2019	70	68	71	68	277	T3	0.00
2020	66	71	66	66	269	T2	0.00
TOTAL							\$1,522,400.00

Todd, Brendon (70.25)

Year	1st	2nd	3rd	4th	Total	Finish	Money
2014	70	75	72	66	283	T17	168,000.00
2020	67	68	70	74	279	T20	0.00
TOTAL							\$168,000.00

Tolles, Tommy (73.00)

Year	1st	2nd	3rd	4th	Total	Finish	Money
1996	73	77	74	68	292	25	51,600.00
1997	68	71	77	76	292	30	64,000.00
TOTAL							\$115,600.00

Toms, David (69.68)

Year	1st	2nd	3rd	4th	Total	Finish	Money
1999	73	68	67	71	279	T12	122,000.00
2000	69	67	70	71	277	T11	128,333.33
2001	73	66	64	67	270	T2	385,000.00
2002	70	66	70	67	273	3	345,000.00
2003	69	69	74	72	284	T21	103,200.00
2004	68	73	70	67	278	T10	158,200.00
2005	72	72	68	70	282	T22	118,300.00
2006	74	71	71	67	283	T14	146,900.00
2009	74	66	70	71	281	T13	174,000.00
2011	73	65	73	69	280	T16	162,400.00
TOTAL							\$1,843,333.33

Trahan, D.J. (71.50)

Year	1st	2nd	3rd	4th	Total	Finish	Money
2008	71	72	71	72	286	T17	138,600.00
TOTAL							\$138,600.00

Tringale, Cameron (70.25)

Year	1st	2nd	3rd	4th	Total	Finish	Money
2014	68	68	74	71	281	15	180,000.00
TOTAL							\$180,000.00

Triplett, Kirk (71.17)

Year	1st	2nd	3rd	4th	Total	Finish	Money
1995	77	71	69	77	294	T20	55,800.00
2000	69	69	70	68	276	T8	150,666.67
2003	70	71	72	71	284	T21	103,200.00
TOTAL							\$309,666.67

Tryba, Ted (70.50)

Year	1st	2nd	3rd	4th	Total	Finish	Money
1999	70	70	69	73	282	T21	91,000.00
TOTAL							\$91,000.00

Tway, Bob (71.25)

Year	1st	2nd	3rd	4th	Total	Finish	Money
1988	69	70	71	75	285	T8	55,800.00
1989	72	70	73	72	287	T22	44,000.00
1990	72	71	71	71	285	T14	54,250.00
1995	70	75	72	75	292	15	66,000.00
1998	71	70	70	70	281	T8	120,533.33
2003	72	68	72	68	280	T13	131,850.00
TOTAL							\$472,433.33

Van Pelt, Bo (69.83)

Year	1st	2nd	3rd	4th	Total	Finish	Money
2010	74	69	69	72	284	24	132,000.00
2011	71	70	66	68	275	9	240,000.00
2012	67	68	71	73	279	T10	205,760.00
TOTAL							\$577,760.00

Vegas, Jhonattan (71.63)

Year	1st	2nd	3rd	4th	Total	Finish	Money
2016	70	73	71	69	283	T24	147,900.00
2017	72	74	70	74	290	30	140,000.00
TOTAL							\$287,900.00

Verplank, Scott (69.28)

Year	1st	2nd	3rd	4th	Total	Finish	Money
1988	69	70	72	74	285	T8	55,800.00
1998	70	70	71	69	280	T5	146,666.67
2000	71	70	67	70	278	14	116,000.00
2001	67	65	68	71	271	T5	202,500.00
2003	71	71	69	68	279	T9	163,650.00
2004	74	67	68	67	276	T7	198,000.00
2005	67	66	69	69	271	3	461,500.00
2007	66	68	67	68	269	T5	266,000.00
2009	70	71	74	70	285	22	138,000.00
TOTAL							\$1,748,116.67

Individual Player Records

Villegas, Camilo (68.58)

Year	1st	2nd	3rd	4th	Total	Finish	Money
2007	67	68	70	66	271	T9	204,400.00
2008	72	66	69	66	273	1	1,260,000.00
2010	73	69	68	69	279	T9	208,125.00
TOTAL							\$1,672,525.00

Wadkins, Bobby (70.75)

Year	1st	2nd	3rd	4th	Total	Finish	Money
1987	73	73	70	67	283	T24	34,800.00
TOTAL							\$34,800.00

Wadkins, Lanny (72.13)

Year	1st	2nd	3rd	4th	Total	Finish	Money
1987	71	72	74	69	286	29	32,400.00
1988	72	70	67	77	286	T14	44,266.67
1990	73	71	74	72	290	24	44,000.00
1991	74	73	72	73	292	23	36,000.00
TOTAL							\$156,666.67

Waldorf, Duffy (71.08)

Year	1st	2nd	3rd	4th	Total	Finish	Money
1992	70	73	70	71	284	T7	59,000.00
1996	74	76	72	71	293	26	50,400.00
1999	66	74	66	70	276	T5	177,500.00
TOTAL							\$286,900.00

Walker, Jimmy (71.17)

Year	1st	2nd	3rd	4th	Total	Finish	Money
2014	73	69	69	72	283	T17	168,000.00
2015	73	71	74	66	284	T18	160,050.00
2016	74	74	71	68	287	28	139,400.00
TOTAL							\$467,450.00

Watney, Nick (70.55)

Year	1st	2nd	3rd	4th	Total	Finish	Money
2009	70	69	71	71	281	T13	174,000.00
2010	71	74	63	67	275	T4	330,000.00
2011	72	67	72	74	285	T26	132,800.00
2012	75	74	70	74	293	28	131,200.00
2013	72	65	70	70	277	T14	173,600.00
TOTAL							\$941,600.00

Watson, Bubba (70.59)

Year	1st	2nd	3rd	4th	Total	Finish	Money
2008	71	74	74	76	295	30	112,000.00
2010	75	69	67	71	282	T17	147,000.00
2011	71	64	79	69	283	T23	142,400.00
2012	69	66	70	70	275	T5	304,000.00
2014	67	73	67	73	280	14	190,000.00
2015	70	71	68	67	276	T5	302,500.00
2016	72	73	66	67	278	T10	218,620.00
2018	70	72	73	75	290	29	145,800.00
TOTAL							\$1,562,320.00

Watson, Tom (69.50)

Year	1st	2nd	3rd	4th	Total	Finish	Money
1987	65	66	69	68	268	1	360,000.00
1996	70	70	69	70	279	T6	102,000.00
1998	73	71	69	74	287	T18	79,200.00
TOTAL							\$541,200.00

Weekley, Boo (71.00)

Year	1st	2nd	3rd	4th	Total	Finish	Money
2007	70	67	68	71	276	T21	130,200.00
2013	70	75	73	74	292	30	128,000.00
TOTAL							\$258,200.00

Weibring, D.A. (71.50)

Year	1st	2nd	3rd	4th	Total	Finish	Money
1987	68	71	73	71	283	T24	34,800.00
1991	71	73	74	71	289	T16	41,066.67
TOTAL							\$75,866.67

Weir, Mike (70.11)

Year	1st	2nd	3rd	4th	Total	Finish	Money
1999	76	73	68	68	285	T26	83,000.00
2000	70	69	71	72	282	21	94,000.00
2001	68	66	68	68	270	1	900,000.00
2003	72	73	67	71	283	T19	112,500.00
2004	69	69	67	70	275	T4	248,000.00
2008	70	69	71	70	280	T6	238,000.00
2009	72	72	70	74	288	T25	127,500.00
TOTAL							\$1,803,000.00

Westwood, Lee (73.75)

Year	1st	2nd	3rd	4th	Total	Finish	Money
2012	72	73	76	74	295	30	128,000.00
TOTAL							\$128,000.00

Wetterich, Brett (71.50)

Year	1st	2nd	3rd	4th	Total	Finish	Money
2006	75	74	69	72	290	T22	118,300.00
2007	68	69	70	75	282	T29	112,700.00
TOTAL							\$231,000.00

Wiebe, Mark (73.00)

Year	1st	2nd	3rd	4th	Total	Finish	Money
1988	76	64	74	78	292	T24	34,800.00
TOTAL							\$34,800.00

Wilson, Dean (72.00)

Year	1st	2nd	3rd	4th	Total	Finish	Money
2006	75	72	71	70	288	T19	126,100.00
TOTAL							\$126,100.00

Wilson, Mark (71.25)

Year	1st	2nd	3rd	4th	Total	Finish	Money
2011	72	70	74	69	285	T26	132,800.00
TOTAL							\$132,800.00

Wise, Aaron (69.25)

Year	1st	2nd	3rd	4th	Total	Finish	Money
2018	70	69	67	71	277	T15	190,800.00
TOTAL							\$190,800.00

Woodland, Gary (69.57)

Year	1st	2nd	3rd	4th	Total	Finish	Money
2011	72	68	72	66	278	T13	190,400.00
2013	70	67	71	72	280	T22	145,600.00
2014	71	75	63	67	276	T9	231,666.67
2016	72	70	69	67	278	T10	218,620.00
2017	67	67	71	74	279	19	171,500.00
2018	66	72	68	70	276	T11	225,450.00
2019	68	73	69	71	281	15	0.00
TOTAL							\$1,183,236.67

Woods, Tiger (68.88)

Year	1st	2nd	3rd	4th	Total	Finish	Money
1996	70	78	72	68	288	T21	55,800.00
1997	69	68	75	69	281	T12	97,600.00
1998	75	76	69	69	289	20	76,800.00
1999	67	66	67	69	269	1	900,000.00
2000	68	66	66	69	269	2	540,000.00
2001	70	67	69	70	276	T13	119,000.00
2002	71	68	67	70	276	T7	165,000.00
2003	70	70	71	74	285	26	96,000.00
2004	72	64	65	72	273	2	648,000.00
2005	66	67	67	69	269	2	715,000.00
2007	64	63	64	66	257	1	1,260,000.00
2009	67	68	69	70	274	2	810,000.00
2012	66	73	67	72	278	T8	248,000.00
2013	73	71	69	67	280	T22	145,600.00
2018	65	68	65	71	269	1	1,620,000.00
TOTAL							\$7,496,800.00

Individual Player Records

Yang, Y.E. (71.50)

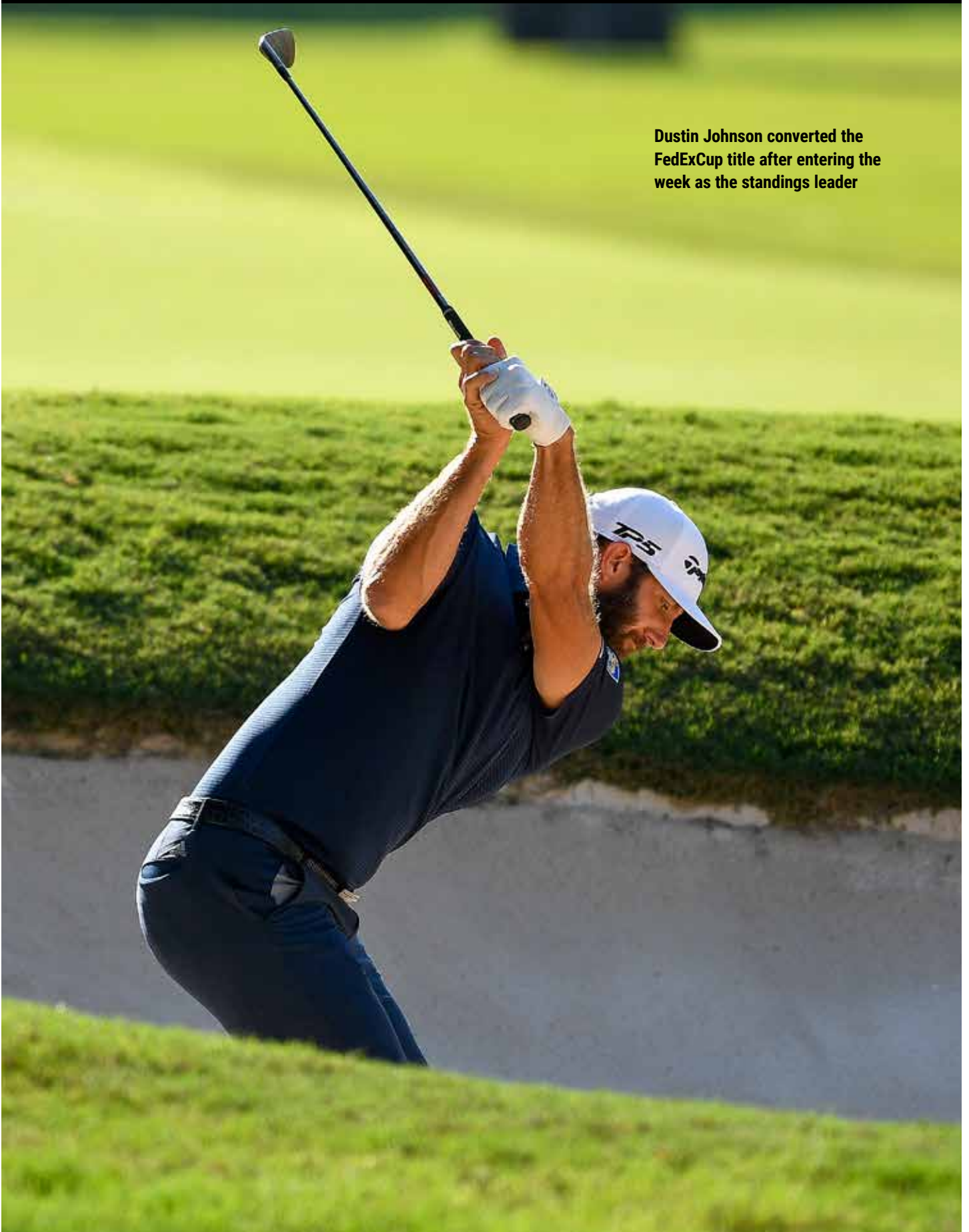
Year	1st	2nd	3rd	4th	Total	Finish	Money
2009	71	75	66	71	283	18	150,000.00
2011	72	70	75	72	289	29	129,600.00
TOTAL							\$279,600.00

Zoeller, Fuzzy (68.50)

Year	1st	2nd	3rd	4th	Total	Finish	Money
1994	71	69	66	68	274	2	324,000.00
TOTAL							\$324,000.00

Championship Summaries 1987-2020

Dustin Johnson converted the FedExCup title after entering the week as the standings leader



Championship Summaries

Nabisco Championships of Golf

1987



Tom Watson

San Antonio, TX October 29-November 1, 1987
Oak Hills CC

Purse: \$2,000,000
Par/Yards: 35-35-70/6,576

LEADERS	First Round	Second Round	Third Round
	Tom Watson 65 (-5)	Tom Watson 131 (-9)	Tom Watson 200 (-10)
	David Frost 66 (-4)	Mark Calcavecchia 135 (-5)	Mark Calcavecchia 204 (-6)
	Larry Mize 66 (-4)	Ben Crenshaw 135 (-5)	Mark O'Meara 204 (-6)
	Mark Calcavecchia 67 (-3)	Mike Reid 135 (-5)	Greg Norman 205 (-5)
	Greg Norman 67 (-3)	David Frost 137 (-3)	Paul Azinger 206 (-4)
	Nick Price 67 (-3)	Bernhard Langer 137 (-3)	Chip Beck 206 (-4)
		Greg Norman 137 (-3)	Bernhard Langer 206 (-4)
		Steve Pate 137 (-3)	Larry Mize 206 (-4)
			Corey Pavin 206 (-4)

PRO-AM: \$12,500. Individual—Larry Mize, Dan Pohl, 65, \$1,125 each. Team—David Frost, Paul Azinger, Tom Watson, 55, \$1,041.67 each.

WEATHER: Perfect every day with stronger breezes on Friday and Saturday.

Player	Pos.	Score	Official Money
TOM WATSON	1	65-66-69-68	268 \$360,000.00
Chip Beck	2	71-67-68-64	270 216,000.00
Greg Norman	3	67-70-68-66	271 138,000.00
Paul Azinger	4	73-66-67-67	273 96,000.00
Hal Sutton	T5	71-69-67-67	274 68,800.00
Mark Calcavecchia	T5	67-68-69-70	274 68,800.00
Corey Pavin	T5	73-65-68-68	274 68,800.00
Ben Crenshaw	T5	68-67-75-64	274 68,800.00
Nick Price	T5	67-71-69-67	274 68,800.00
Mark O'Meara	T10	69-69-66-71	275 55,400.00
Don Pooley	T10	71-68-68-68	275 55,400.00
Scott Hoch	T12	72-66-71-67	276 48,800.00
Larry Mize	T12	66-73-67-70	276 48,800.00
Fred Couples	T12	73-67-67-69	276 48,800.00
Scott Simpson	15	73-71-69-65	278 44,000.00

Player	Pos.	Score	Official Money
Mike Reid	16	69-66-74-70	279 \$42,400.00
David Frost	T17	66-71-73-70	280 39,600.00
Tom Kite	T17	75-70-70-65	280 39,600.00
Bernhard Langer	T17	68-69-69-74	280 39,600.00
Mac O'Grady	T17	70-70-75-65	280 39,600.00
Larry Nelson	T21	76-68-68-69	281 36,800.00
Payne Stewart	T21	72-69-68-72	281 36,800.00
Steve Pate	T21	69-68-74-70	281 36,800.00
Bobby Wadkins	T24	73-73-70-67	283 34,800.00
D.A. Weibring	T24	68-71-73-71	283 34,800.00
Mark McCumber	26	74-66-70-74	284 33,600.00
Dan Pohl	27	73-68-69-75	285 33,000.00
Jeff Sluman	27	74-71-70-70	285 33,000.00
Lanny Wadkins	29	71-72-74-69	286 32,400.00
Curtis Strange	30	73-74-73-73	293 32,000.00

Nabisco Golf Championships

1988



Curtis Strange

Pebble Beach, CA November 10-13, 1988
Pebble Beach GL

Purse: \$2,000,000
Par/Yards: 36-36-72/6,799

LEADERS	First Round	Second Round	Third Round
	Curtis Strange 64 (-8)	Curtis Strange 135 (-9)	Curtis Strange 205 (-11)
	Ken Green 67 (-5)	Ken Green 137 (-7)	Mark Calcavecchia 206 (-10)
	Joey Sindelar 68 (-4)	Tom Kite 137 (-7)	Ken Green 206 (-10)
	David Frost 69 (-3)	Bruce Lietzke 137 (-7)	Tom Kite 207 (-9)
	Jay Haas 69 (-3)	Bob Tway 139 (-5)	Bruce Lietzke 207 (-9)
	Bruce Lietzke 69 (-3)	Scott Verplank 139 (-5)	Payne Stewart 207 (-9)
	Bob Tway 69 (-3)		
	Scott Verplank 69 (-3)		

PRO-AM: \$15,000. Individual—David Frost, 66, \$1,500. Team—Tom Kite, Mike Reid, 150, \$1,350 each.

WEATHER: Pleasant first three days with some wind. Sunday wind gusted up to 30 miles per hour with heavy rain in the afternoon. Play suspended at 1:55 p.m. Play resumed at 3:22. After 72 holes, Curtis Strange and Tom Kite were tied at 9-under-par 279. Due to darkness, the playoff was scheduled for 9 a.m. Monday. Weather was sunny.

Player	Pos.	Score	Official Money
CURTIS STRANGE	1	64-71-70-74	279 \$360,000.00
<i>Strange won playoff with birdie on second extra hole.</i>			
Tom Kite	2	72-65-70-72	279 216,000.00
Mark Calcavecchia	T3	70-71-65-74	280 104,666.67
Payne Stewart	T3	73-70-64-73	280 104,666.67
Ken Green	T3	67-70-69-74	280 104,666.66
Peter Jacobsen	6	71-70-67-73	281 72,000.00
Fred Couples	7	75-67-67-73	282 68,000.00
Jodie Mudd	T8	70-71-68-76	285 55,800.00
Gary Koch	T8	71-72-68-74	285 55,800.00
Scott Verplank	T8	69-70-72-74	285 55,800.00
Mike Reid	T8	72-72-68-73	285 55,800.00
Bruce Lietzke	T8	69-68-70-78	285 55,800.00
Bob Tway	T8	69-70-71-75	285 55,800.00
Lanny Wadkins	T14	72-70-67-77	286 44,266.67
Mark McCumber	T14	73-70-70-73	286 44,266.67

Player	Pos.	Score	Official Money
Jay Haas	T14	69-71-70-76	286 \$44,266.66
Steve Pate	T17	70-72-69-76	287 39,600.00
David Frost	T17	69-71-70-77	287 39,600.00
Sandy Lyle	T17	72-71-68-76	287 39,600.00
Paul Azinger	T17	73-70-69-75	287 39,600.00
Ben Crenshaw	T21	72-71-69-76	288 37,200.00
Joey Sindelar	T21	68-73-67-80	288 37,200.00
Dan Pohl	23	72-69-71-78	290 36,000.00
Chip Beck	T24	71-69-73-79	292 34,800.00
Mark Wiebe	T24	76-64-74-78	292 34,800.00
Larry Nelson	T26	75-69-73-76	293 33,400.00
Jeff Sluman	T26	72-75-71-75	293 33,400.00
Scott Hoch	28	70-76-70-78	294 32,800.00
Mark O'Meara	29	70-73-77-79	299 32,400.00
Greg Norman	30	75-76-74-79	304 32,000.00

Championship Summaries

Nabisco Championships

1989



Tom Kite

Houston, TX
Harbour Town GL

October 26-29, 1989

Purse: \$2,500,000
Par/Yards: 36-35-71/6,657

LEADERS	First Round	Second Round	Third Round
	Donnie Hammond..... 65 (-6)	Tom Kite 134 (-8)	Wayne Levi 206 (-7)
	Greg Norman 67 (-4)	Donnie Hammond..... 138 (-4)	Donnie Hammond..... 207 (-6)
	Mark O'Meara 67 (-4)	Mark O'Meara..... 138 (-4)	Tom Kite 208 (-5)
	Fred Couples..... 68 (-3)	Chip Beck..... 139 (-3)	Fred Couples..... 209 (-4)
	Curtis Strange..... 68 (-3)	Payne Stewart..... 139 (-3)	Greg Norman 209 (-4)
	Tom Kite 69 (-2)		Mark O'Meara..... 209 (-4)
	Payne Stewart..... 69 (-2)		

PRO-AM: \$15,000. Individual—Greg Norman, 65, \$1,500. Team—Greg Norman, Mark O'Meara, 56, \$2,325 each.

WEATHER: Mostly sunny each day, but the winds were strong and swirling on Friday.

Player	Pos.	Score	Official Money
TOM KITE	1	69-65-74-68	276 \$450,000.00
<i>Kite won playoff with par on second extra hole.</i>			
Payne Stewart	2	69-70-71-66	276 270,000.00
Paul Azinger	T3	71-73-67-67	278 146,250.00
Wayne Levi	T3	71-72-63-72	278 146,250.00
Donnie Hammond	5	65-73-69-72	279 100,000.00
Mark O'Meara	6	67-71-71-71	280 90,000.00
Fred Couples	T7	68-74-67-72	281 82,500.00
Scott Hoch	T7	71-71-68-71	281 82,500.00
Chip Beck	T9	71-68-73-71	283 73,000.00
Mark Calcavecchia	T9	70-75-68-70	283 73,000.00
David Frost	T11	70-76-67-71	284 64,166.67
Curtis Strange	T11	68-75-68-73	284 64,166.67
Greg Norman	T11	67-74-68-75	284 64,166.66
Ben Crenshaw	T14	73-72-71-69	285 53,400.00

Player	Pos.	Score	Official Money
Mike Hulbert	T14	73-75-70-67	285 53,400.00
Steve Jones	T14	72-69-71-73	285 \$53,400.00
Jodie Mudd	T14	72-72-70-71	285 53,400.00
Craig Stadler.....	T14	71-75-72-67	285 53,400.00
Mark McCumber.....	T19	74-70-68-74	286 48,000.00
Dave Rummells	T19	72-70-69-75	286 48,000.00
Ted Schulz	T19	73-69-69-75	286 48,000.00
Wayne Grady	T22	75-67-71-74	287 44,000.00
Blaine McCallister	T22	70 75-74-68	287 44,000.00
Tim Simpson	T22	75-75-67-70	287 44,000.00
Hal Sutton	T22	70-73-73-71	287 44,000.00
Bob Tway	T22	72-70-73-72	287 44,000.00
John Mahaffey	27	80-68-68-72	288 41,500.00
Mike Donald	28	70-74-72-73	289 41,000.00
Bill Glasson	29	74-71-74-71	290 40,500.00
Mike Reid.....	30	73-75-71-72	291 40,000.00

Nabisco Championships

1990



Jodie Mudd

Houston, TX
Champions GC

October 25-28, 1990

Purse: \$2,500,000
Par/Yards: 36-35-71/7,187

LEADERS	First Round	Second Round	Third Round
	Greg Norman 66 (-5)	Billy Mayfair 135 (-7)	Billy Mayfair 205 (-8)
	Tim Simpson..... 66 (-5)	Nick Price..... 136 (-6)	Jodie Mudd 205 (-8)
	Jodie Mudd 68 (-3)	Chip Beck..... 137 (-5)	Nick Price..... 207 (-6)
	Nick Price..... 68 (-3)	Jodie Mudd 137 (-5)	Ian Baker-Finch..... 208 (-5)
	Chip Beck..... 69 (-2)	Greg Norman 137 (-5)	Chip Beck..... 208 (-5)
	Billy Mayfair 69 (-2)		Greg Norman 208 (-5)

PRO-AM: \$15,000. Individual—Hale Irwin, 64, \$1,500. Team—Steve Elkington, Mark Calcavecchia, 55, \$1,350 each.

WEATHER: Perfect every day.

Player	Pos.	Score	Official Money
JODIE MUDD	1	68-69-68-68	273 \$450,000.00
<i>Mudd won playoff with birdie on first extra hole.</i>			
Billy Mayfair	2	69-66-70-68	273 270,000.00
Ian Baker-Finch	T3	71-70-67-68	276 146,250.00
Wayne Levi	T3	75-71-67-63	276 146,250.00
Nick Price	5	68-68-71-70	277 100,000.00
Chip Beck	6	69-68-71-70	278 90,000.00
Greg Norman.....	T7	66-71-71-71	279 82,500.00
Tim Simpson.....	T7	66-73-70-70	279 82,500.00
Wayne Grady	9	72-67-73-69	281 75,000.00
Steve Elkington	10	72-72-66-72	282 71,000.00
Paul Azinger	11	73-71-68-71	283 67,500.00
Davis Love III.....	T12	70-72-72-70	284 62,500.00
Mark O'Meara.....	T12	74-70-73-67	284 62,500.00
Mark Calcavecchia ..	T14	71-75-73-66	285 54,250.00
Gil Morgan	T14	73-70-69-73	285 54,250.00

Player	Pos.	Score	Official Money
Loren Roberts.....	T14	73-70-71-71	285 \$54,250.00
Bob Tway	T14	72-71-71-71	285 54,250.00
Tom Kite.....	18	73-71-70-72	286 50,000.00
Hale Irwin	T19	75-70-70-72	287 48,500.00
Peter Jacobsen	T19	70-70-73-74	287 48,500.00
Corey Pavin	21	74-71-72-71	288 47,000.00
John Cook	T22	72-74-70-73	289 45,500.00
Fred Couples	T22	73-75-70-71	289 45,500.00
Lanny Wadkins	24	73-71-74-72	290 44,000.00
Payne Stewart	T25	77-71-73-70	291 42,500.00
Brian Tennyson	T25	75-72-71-73	291 42,500.00
Jim Gallagher, Jr.	27	73-74-76-69	292 41,500.00
John Huston.....	T28	72-71-76-76	295 40,750.00
Larry Mize	T28	75-76-69-75	295 40,750.00
Robert Gamez.....	30	76-73-81-70	300 40,000.00

Championship Summaries

TOUR Championship

1991



Craig Stadler

Pinehurst, NC October 31-November 2, 1991
Pinehurst Resort CC, No. 2

Purse: \$2,000,000
Par/Yards: 35-36-71/7,005

LEADERS	First Round	Second Round	Third Round
	Ian Baker-Finch..... 68 (-3)	Craig Stadler 136 (-6)	Russ Cochran 208 (-5)
	Russ Cochran 68 (-3)	Paul Azinger 137 (-5)	Craig Stadler 208 (-5)
	John Daly 68 (-3)	Russ Cochran 137 (-5)	Fred Couples 211 (-2)
	Craig Stadler 68 (-3)	Nick Price 137 (-5)	John Daly 212 (-1)
	Paul Azinger 69 (-2)	Nolan Henke 139 (-3)	Bruce Lietzke 212 (-1)
	Jay Don Blake 69 (-2)		Nick Price 212 (-1)
	Steve Elkington 69 (-2)		
	Nolan Henke 69 (-2)		
	Scott Hoch 69 (-2)		
	Payne Stewart 69 (-2)		

PRO-AM: \$10,000. Individual—Nick Price, 68, \$1,000. Team—Craig Stadler, Jay Don Blake, Payne Stewart, 58, \$833.33 each.

WEATHER: Cool mornings, pleasant during most days with some wind on Saturday. Chilly with rain on Sunday.

Player	Pos.	Score	Official Money
CRAIG STADLER..... 1	68-68-72-71	279	\$360,000.00
<i>Stadler won playoff with birdie on second extra hole.</i>			
Russ Cochran..... 2	68-69-71-71	279	216,000.00
John Daly 3	68-76-68-70	282	138,000.00
Bruce Lietzke..... 4	71-69-72-71	283	96,000.00
Chip Beck T5	72-70-72-71	285	71,000.00
Nolan Henke..... T5	69-70-74-72	285	71,000.00
Jim Gallagher, Jr. T5	71-74-69-71	285	71,000.00
Nick Price T5	70-67-75-73	285	71,000.00
Steve Elkington..... 9	69-75-71-71	286	60,000.00
Corey Pavin T10	74-69-72-72	287	54,000.00
Ian Baker-Finch T10	68-76-71-72	287	54,000.00
Jeff Sluman..... T10	74-71-69-73	287	54,000.00
Ted Schulz..... T13	70-71-75-72	288	46,466.67
Jay Don Blake..... T13	69-72-74-73	288	46,466.67
Billy Andrade T13	73-74-68-73	288	46,466.67

Player	Pos.	Score	Official Money
D.A. Weibring..... T16	71-73-74-71	289	\$41,066.67
Mark O'Meara T16	72-72-72-73	289	41,066.67
Fred Couples T16	72-73-66-78	289	41,066.66
Davis Love III T19	72-72-75-71	290	38,800.00
Andrew Magee T19	74-72-70-74	290	38,800.00
Scott Hoch T21	69-75-76-71	291	37,200.00
Payne Stewart T21	69-76-75-71	291	37,200.00
Lanny Wadkins T23	74-73-72-73	292	36,000.00
Mark Brooks T24	78-72-71-72	293	34,800.00
Paul Azinger T24	69-68-78-78	293	34,800.00
Steve Pate T26	75-74-71-74	294	33,400.00
Rocco Mediate T26	73-74-72-75	294	33,400.00
John Cook T28	73-71-75-77	296	32,800.00
Tom Purtzer T29	73-72-75-77	297	32,400.00
Mike Hulbert..... 30	75-75-73-79	302	32,000.00

TOUR Championship

1992



Paul Azinger

Pinehurst, NC October 29-November 1, 1992
Pinehurst Resort CC, No. 2

Purse: \$2,000,000
Par/Yards: 35-36-71/7,005

LEADERS	First Round	Second Round	Third Round
	Keith Clearwater 68 (-3)	Paul Azinger..... 136 (-6)	Paul Azinger..... 205 (-8)
	Davis Love III..... 68 (-3)	David Frost..... 137 (-5)	John Huston 208 (-5)
	David Frost 69 (-2)	Dan Forsman 138 (-4)	Dan Forsman 210 (-3)
	Craig Stadler 69 (-2)	Jay Haas 138 (-4)	David Frost 211 (-2)
	Paul Azinger..... 70 (-1)	John Huston 138 (-4)	Jay Haas 211 (-2)
	Brad Faxon 70 (-1)		Lee Janzen 211 (-2)
	John Huston 70 (-1)		Corey Pavin 211 (-2)
	Lee Janzen 70 (-1)		
	Tom Lehman..... 70 (-1)		

PRO-AM: \$10,000. Individual—Tom Kite, Nick Price, 67, \$900 each. Team—Steve Pate, John Huston, David Edwards, Tom Lehman, 56, \$775 each.

WEATHER: Sunny and warm Thursday and Friday. Overcast and cool Saturday and Sunday.

Player	Pos.	Score	Official Money
PAUL AZINGER..... 1	70-66-69-71	276	\$360,000.00
Lee Janzen T2	70-69-72-68	279	177,000.00
Corey Pavin T2	74-68-69-68	279	177,000.00
Keith Clearwater..... 4	68-75-72-67	282	96,000.00
Fred Couples T5	73-78-66-66	283	76,000.00
Raymond Floyd T5	72-71-71-69	283	76,000.00
Brad Faxon T7	70-71-72-71	284	59,000.00
Dan Forsman T7	71-67-72-74	284	59,000.00
David Frost T7	69-68-74-73	284	59,000.00
Jay Haas T7	72-66-73-73	284	59,000.00
Greg Norman T7	70-70-73-71	284	59,000.00
Duffy Waldorf T7	70-73-70-71	284	59,000.00
John Cook T13	74-70-73-68	285	43,114.29
Tom Kite T13	73-68-74-70	285	43,114.29
Nick Price T13	74-70-72-69	285	43,114.29

Player	Pos.	Score	Official Money
Jeff Sluman..... T13	73-73-74-65	285	\$43,114.29
John Huston..... T13	70-68-70-77	285	43,114.28
Tom Lehman T13	70-70-73-72	285	43,114.28
Craig Stadler..... T13	69-71-72-73	285	43,114.28
Chip Beck T20	71-70-75-70	286	38,000.00
Bruce Lietzke..... T20	72-72-72-70	286	38,000.00
Billy Ray Brown..... T22	72-71-73-72	288	36,000.00
David Edwards..... T22	71-71-72-74	288	36,000.00
Steve Elkington..... T22	71-73-71-73	288	36,000.00
Jim Gallagher, Jr. T25	73-74-73-71	291	34,000.00
Davis Love III T25	68-76-75-72	291	34,000.00
Mark Brooks T27	73-73-72-75	293	33,000.00
David Peoples..... T27	75-72-73-73	293	33,000.00
Mark O'Meara T29	72-75-76-71	294	32,400.00
Steve Pate 30	71-76-76-72	295	32,000.00

Championship Summaries

TOUR Championship

1993



Jim Gallagher, Jr.

San Francisco, CA
The Olympic Club (Lake Course)

October 28-31, 1993

Purse: \$3,000,000
Par/Yards: 35-36—71/6,812

LEADERS	First Round	Second Round	Third Round
	Jim Gallagher, Jr. 63 (-8)	David Frost 136 (-6)	David Frost 205 (-8)
	David Frost 68 (-3)	Jim Gallagher, Jr. 136 (-6)	Greg Norman 207 (-6)
	Corey Pavin 68 (-3)	Tom Kite 137 (-5)	Rick Fehr 208 (-5)
	Scott Simpson 68 (-3)	Mark Calcavecchia 138 (-4)	Jim Gallagher, Jr. 208 (-5)
	Fulton Allem 69 (-2)	Rick Fehr 138 (-4)	John Huston 208 (-5)
	Mark Calcavecchia 69 (-2)	Scott Simpson 138 (-4)	Scott Simpson 208 (-5)
	Rick Fehr 69 (-2)	Jay Haas 139 (-3)	Tom Kite 209 (-4)
	Nolan Henke 69 (-2)	Greg Norman 139 (-3)	
	Tom Kite 69 (-2)		
	Larry Mize 69 (-2)		

PRO-AM: \$10,000. Individual—Corey Pavin, Phil Mickelson, Scott Simpson, Nolan Henke, 66, \$775 each. Team—Steve Elkington, 54, \$1,000.

WEATHER: Nearly ideal conditions every day.

Player	Pos.	Score	Official Money	Player	Pos.	Score	Official Money
JIM GALLAGHER, JR. 1	63-73-72-69	277	\$540,000.00	Jim McGovern.....	T16	71-70-73-71	285 \$62,400.00
David Frost.....	T2	68-68-69-73	278 198,750.00	Vijay Singh.....	T16	70-71-74-70	285 62,400.00
John Huston.....	T2	72-68-68-70	278 198,750.00	Larry Mize.....	T18	69-76-71-70	286 58,800.00
Greg Norman.....	T2	72-67-68-71	278 198,750.00	Gil Morgan.....	T18	70-71-71-74	286 58,800.00
Scott Simpson.....	T2	68-70-70-70	278 198,750.00	Nick Price.....	T18	72-68-75-71	286 58,800.00
Rick Fehr.....	6	69-69-70-71	279 108,000.00	Paul Azinger.....	21	72-71-72-73	288 56,400.00
Mark Calcavecchia.....	T7	69-69-75-67	280 96,000.00	Lee Janzen.....	22	73-68-74-74	289 55,200.00
Tom Kite.....	T7	69-68-72-71	280 96,000.00	Steve Elkington.....	T23	74-71-72-73	290 52,800.00
Corey Pavin.....	T7	68-73-72-67	280 96,000.00	Nolan Henke.....	T23	69-72-74-75	290 52,800.00
Fred Couples.....	T10	74-72-70-65	281 83,100.00	Rocco Mediate.....	T23	78-70-70-72	290 52,800.00
Jay Haas.....	T10	70-69-72-70	281 83,100.00	Payne Stewart.....	26	74-72-73-73	292 50,400.00
Fulton Allem.....	T12	69-72-71-71	283 73,200.00	Davis Love III.....	27	77-72-73-71	293 49,800.00
Chip Beck.....	T12	71-70-70-72	283 73,200.00	Phil Mickelson.....	28	71-75-74-74	294 49,200.00
David Edwards.....	T12	71-72-68-72	283 73,200.00	Craig Stadler.....	29	71-75-73-77	296 48,600.00
Jeff Maggert.....	15	71-74-69-70	284 66,000.00	Billy Mayfair.....	30	77-77-74-71	299 48,000.00

TOUR Championship

1994



Mark McCumber

San Francisco, CA
The Olympic Club (Lake Course)

October 27-30, 1994

Purse: \$3,000,000
Par/Yards: 35-36—71/6,812

LEADERS	First Round	Second Round	Third Round
	First Round	Bill Glasson 134 (-8)	Bill Glasson 205 (-8)
	David Frost 66 (-5)	Ernie Els 135 (-7)	Mark McCumber 206 (-7)
	Bill Glasson 66 (-5)	David Frost 135 (-7)	Fuzzy Zoeller 206 (-7)
	Steve Lowery 66 (-5)	Steve Lowery 135 (-7)	Brad Bryant 207 (-6)
	Mark McCumber 66 (-5)	Rick Fehr 136 (-6)	Ernie Els 207 (-6)
	Rick Fehr 67 (-4)	Mark McCumber 137 (-5)	Steve Lowery 207 (-6)
	Ernie Els 68 (-3)		
	Phil Mickelson..... 68 (-3)		

PRO-AM: \$10,000. Individual—Mike Springer, 67, \$1,000. Team—Corey Pavin, Ben Crenshaw, Jay Haas, John Huston, Scott Hoch, Hale Irwin, 57, \$666.67 each.

WEATHER: Foggy all day Thursday. Foggy on Friday morning. Sunny and mild Saturday and Sunday.

Player	Pos.	Score	Official Money	Player	Pos.	Score	Official Money
MARK MCCUMBER 1	66-71-69-68	274	\$540,000.00	Rick Fehr.....	T15	67-69-77-69	282 \$64,800.00
McCumber won playoff with birdie on first extra hole.				Ernie Els.....	T17	68-67-72-76	283 60,000.00
Fuzzy Zoeller.....	2	71-69-66-68	274 324,000.00	Phil Mickelson.....	T17	68-71-70-74	283 60,000.00
Brad Bryant.....	3	72-68-67-68	275 207,000.00	Mike Springer.....	T17	72-67-73-71	283 60,000.00
David Frost.....	T4	66-69-75-66	276 132,000.00	Scott Hoch.....	T20	74-74-68-68	284 57,000.00
Bill Glasson.....	T4	66-68-71-71	276 132,000.00	Nick Price.....	T20	71-74-67-72	284 57,000.00
Jay Haas.....	6	69-71-71-66	277 108,000.00	Hale Irwin.....	T22	70-74-67-74	285 54,600.00
Jeff Maggert.....	7	72-66-70-70	278 102,000.00	Tom Kite.....	T22	69-72-72-72	285 54,600.00
Steve Lowery.....	T8	66-69-72-72	279 93,000.00	Mark Calcavecchia....	T24	73-68-74-71	286 52,200.00
Loren Roberts.....	T8	71-70-68-70	279 93,000.00	Hal Sutton.....	T24	73-70-74-69	286 52,200.00
John Huston.....	T10	74-68-66-72	280 81,000.00	Brad Faxon.....	T26	71-71-73-73	288 50,100.00
Bruce Lietzke.....	T10	69-71-71-69	280 81,000.00	Kenny Perry.....	T26	75-69-72-72	288 50,100.00
Corey Pavin.....	T10	69-69-70-72	280 81,000.00	Tom Lehman.....	28	73-70-72-74	289 49,200.00
Ben Crenshaw.....	T13	72-70-69-70	281 71,400.00	Mark Brooks.....	T29	69-72-72-77	290 48,300.00
Greg Norman.....	T13	69-75-66-71	281 71,400.00	Fred Couples.....	T29	70-72-74-74	290 48,300.00
Bob Estes.....	T15	71-70-73-68	282 64,800.00				

Championship Summaries

TOUR Championship

1995



Billy Mayfair

**Tulsa, OK
Southern Hills CC**

October 26-29, 1995

**Purse: \$3,000,000
Par/Yards: 35-35-706,834**

LEADERS	First Round	Second Round	Third Round
	Billy Mayfair 68 (-2)	Brad Bryant 137 (-3)	Billy Mayfair 207 (-3)
	Brad Bryant 69 (-1)	Billy Mayfair 138 (-2)	Brad Bryant 210 (E)
	Vijay Singh 69 (-1)	Woody Austin 139 (-1)	Steve Elkington 210 (E)
	Payne Stewart 69 (-1)	Justin Leonard 14 (E)	Corey Pavin 210 (E)
	Justin Leonard 70 (E)	Vijay Singh 140 (E)	Woody Austin 212 (+2)
	Bob Tway 70 (E)		Justin Leonard 212 (+2)
			Vijay Singh 212 (+2)

PRO-AM: \$10,000. Individual—Justin Leonard, Nick Price, Tom Lehman, Corey Pavin, Woody Austin, 69, \$720 each. Team—Fred Funk, Kirk Triplett, Phil Mickelson, 58, \$833.33 each.

WEATHER: Sunny and windy each day with highs near 70.

Player	Pos.	Score	Official Money
BILLY MAYFAIR	1	68-70-69-73	280 \$540,000.00
Steve Elkington.....	T2	71-72-67-73	283 265,500.00
Corey Pavin	T2	72-70-68-73	283 265,500.00
Woody Austin.....	T4	71-68-73-72	284 132,000.00
Scott Simpson.....	T4	71-70-74-69	284 132,000.00
Vijay Singh.....	6	69-71-72-73	285 108,000.00
Brad Bryant.....	T7	69-68-73-76	286 99,000.00
Justin Leonard	7	70-70-72-74	286 99,000.00
David Duval	T9	74-69-71-73	287 87,600.00
Greg Norman.....	T9	72-70-74-71	287 87,600.00
Loren Roberts.....	11	73-68-74-73	288 81,000.00
Tom Lehman	12	71-70-73-76	290 76,800.00
Nick Faldo	T13	76-72-73-70	291 71,400.00
Mark O'Meara.....	T13	71-74-71-75	291 71,400.00
Bob Tway.....	15	70-75-72-75	292 66,000.00

Player	Pos.	Score	Official Money
Ernie Els.....	T16	71-74-75-73	293 \$60,900.00
Peter Jacobsen	T16	73-70-73-77	293 60,900.00
Davis Love III.....	T16	74-73-74-72	293 60,900.00
Payne Stewart.....	T16	69-75-74-75	293 60,900.00
Jay Haas	T20	75-74-73-72	294 55,800.00
Lee Janzen	T20	75-70-71-78	294 55,800.00
Kenny Perry	T20	76-72-70-76	294 55,800.00
Kirk Triplett.....	T20	77-71-69-77	294 55,800.00
Phil Mickelson	24	79-73-68-75	295 52,800.00
Ben Crenshaw	T25	74-73-73-76	296 51,000.00
Jim Gallagher, Jr.	T25	74-73-75-74	296 51,000.00
Mark Calcavecchia.....	T27	72-75-73-77	297 49,200.00
Fred Funk	T27	74-75-72-76	297 49,200.00
Scott Hoch	T27	75-72-71-79	297 49,200.00
Nick Price	30	77-73-74-75	299 48,000.00

TOUR Championship

1996



Tom Lehman

**Tulsa, OK
Southern Hills CC**

October 25-28, 1996

**Purse: \$3,000,000
Par/Yards: 35-35-706,834**

LEADERS	First Round	Second Round	Third Round
	Tom Lehman 66 (-4)	Tom Lehman 133 (-7)	Tom Lehman 197 (-13)
	Vijay Singh 66 (-4)	Vijay Singh 137 (-3)	Brad Faxon 206 (-4)
	Steve Jones 67 (-3)	Steve Stricker 138 (-2)	Vijay Singh 206 (-4)
	Phil Mickelson..... 67 (-3)	Mark Calcavecchia..... 140 (E)	Fred Couples..... 209 (-1)
	Fred Couples..... 68 (-2)	Brad Faxon..... 140 (E)	Justin Leonard..... 209 (-1)
	Brad Faxon 68 (-2)	Steve Jones 140 (E)	Tom Watson..... 209 (-1)
		Tom Watson..... 140 (E)	

CUT: There was no cut; 28 players completed 72 holes.

PRO-AM: Front Nine Individual—Mark Brooks, 34, \$1,000. Team—Corey Pavin, 29, \$800. Back Nine Individual—Tommy Tolles, Jim Furyk, Mark Calcavecchia, Steve Jones, 35, \$575 each. Team—Steve Jones, Mark Calcavecchia, 29, \$800 each.

WEATHER: Heavy morning rain Wednesday forced a nine-hole pro-am competition, which started at 12:30 p.m. Mostly sunny and pleasant with swirling winds through Saturday. Heavy rain and thunderstorms moved into the area early Sunday morning, with a two-tee start scheduled for 8:00 a.m. Play was called for the day at 11:00 a.m., and a decision to play the final round Monday was made at 2:00 p.m. Overcast and cool Monday, with lift-clean-and-place rule in effect for a two-tee, 9:30 a.m. start.

Player	Pos.	Score	Official Money
TOM LEHMAN	1	66-67-64-71	268 \$540,000.00
Brad Faxon	2	68-72-66-68	274 324,000.00
Steve Stricker.....	3	70-68-72-65	275 207,000.00
Kenny Perry	4	73-68-70-66	277 144,000.00
Fred Couples.....	5	68-73-68-69	278 120,000.00
Ernie Els.....	T6	76-70-65-68	279 102,000.00
Justin Leonard	T6	73-68-68-70	279 102,000.00
Tom Watson.....	T6	70-70-69-70	279 102,000.00
Vijay Singh.....	T9	66-71-69-74	280 87,600.00
Jeff Sluman.....	T9	71-74-67-68	280 87,600.00
John Cook.....	11	70-73-70-68	281 81,000.00
Phil Mickelson.....	12	67-75-68-73	283 76,800.00
Davis Love III.....	13	72-71-71-70	284 73,200.00
Fred Funk	14	71-73-74-67	285 69,600.00

Player	Pos.	Score	Official Money
Mark Calcavecchia.....	T15	69-71-73-73	286 \$63,600.00
David Duval	T15	71-71-74-70	286 63,600.00
Jim Furyk.....	T15	72-71-73-70	286 63,600.00
Scott Hoch	T18	73-73-67-74	287 58,800.00
Steve Jones.....	T18	67-73-70-77	287 58,800.00
Mark O'Meara.....	T18	74-71-71-71	287 58,800.00
Corey Pavin	T21	71-73-73-71	288 55,800.00
Tiger Woods	T21	70-78-72-68	288 55,800.00
Michael Bradley.....	23	71-73-75-70	289 54,000.00
Nick Faldo	24	75-72-76-68	291 52,800.00
Tommy Toiles.....	25	73-77-74-68	292 51,600.00
Duffy Waldorf	26	74-76-72-71	293 50,400.00
Mark Brooks.....	T27	73-75-73-74	295 49,500.00
Jeff Maggert.....	T27	78-76-70-71	295 49,500.00

Championship Summaries

TOUR Championship

1997



David Duval

Houston, TX
Champions GC

October 30-November 2, 1997

Purse: \$4,000,000
Par/Yards: 36-35-71/7,220

LEADERS

First Round

David Duval	66 (-5)
Jim Furyk	66 (-5)
Jesper Parnevik	66 (-5)
Brad Faxon	67 (-4)

Second Round

Scott Hoch	133 (-9)
Jim Furyk	134 (-8)
Mark Calcavecchia	135 (-7)
David Duval	135 (-7)
Brad Faxon	136 (-6)
Davis Love III	136 (-6)

Third Round

David Duval	205 (-8)
Brad Faxon	205 (-8)
Bill Glasson	205 (-8)
Davis Love III	205 (-8)
Mark Calcavecchia	207 (-6)
Jim Furyk	207 (-6)
Scott Hoch	207 (-6)

CUT: There was no cut; all 30 players completed 72 holes.

PRO-AM: \$10,000. Individual—Andrew Magee, 64, \$1,000. Team—Scott McCarron, 52, \$1,000.

WEATHER: Warm and overcast with little wind Thursday. Partly cloudy and warm with afternoon showers Friday. Mostly sunny Saturday with 15-25 mph winds. Sunny and pleasant Sunday.

Player	Pos.	Score	Official Money
DAVID DUVAL	1	66-69-70-68	273 \$720,000.00
Jim Furyk	2	66-68-73-67	274 432,000.00
Davis Love III	3	68-68-69-70	275 276,000.00
Mark Calcavecchia	T4	69-66-72-70	277 176,000.00
Bill Glasson	T4	68-69-68-72	277 176,000.00
Brad Faxon	T6	67-69-69-73	278 140,000.00
Jesper Parnevik	T6	66-73-69-70	278 140,000.00
Justin Leonard	T8	70-69-72-68	279 124,000.00
Loren Roberts	T8	72-68-69-70	279 124,000.00
Scott Hoch	T10	68-65-74-73	280 110,800.00
Vijay Singh	T10	70-70-70-70	280 110,800.00
Scott McCarron	T12	69-70-71-71	281 97,600.00
Greg Norman	T12	73-69-69-70	281 97,600.00
Tiger Woods	T12	69-68-75-69	281 97,600.00
Tom Lehman	T15	72-71-68-71	282 86,400.00

Player	Pos.	Score	Official Money
Andrew Magee	T15	69-70-70-73	282 \$86,400.00
Steve Elkington	T17	70-69-70-75	284 80,000.00
Mark O'Meara	T17	68-74-72-70	284 80,000.00
Paul Stankowski	T17	70-69-72-73	284 80,000.00
John Cook	T20	73-71-70-71	285 76,000.00
Frank Nobilo	T20	70-72-72-71	285 76,000.00
Stuart Appleby	T22	73-70-70-73	286 72,800.00
Phil Mickelson	T22	69-72-73-72	286 72,800.00
Stewart Cink	24	73-72-71-71	287 70,400.00
Steve Jones	25	72-68-70-78	288 68,800.00
Ernie Els	T26	71-71-72-75	289 66,400.00
Lee Janzen	T26	71-75-70-73	289 66,400.00
Nick Price	T26	70-71-73-75	289 66,400.00
Jeff Maggert	29	78-72-71-70	291 64,800.00
Tommy Tolles	30	68-71-77-76	292 64,000.00

TOUR Championship

1998



Hal Sutton

Atlanta, GA
East Lake GC

October 29-November 1, 1998

Purse: \$4,000,000
Par/Yards: 35-35-70/6,980

LEADERS

First Round

Vijay Singh	63 (-7)
Billy Mayfair	66 (-4)
Jim Furyk	67 (-3)
Tom Lehman	67 (-3)
Justin Leonard	68 (-2)
Jeff Sluman	68 (-2)
Payne Stewart	69 (-1)
Steve Stricker	69 (-1)
Hal Sutton	69 (-1)

Second Round

Vijay Singh	133 (-7)
Jim Furyk	135 (-5)
Hal Sutton	136 (-4)
Tom Lehman	137 (-3)
Fred Couples	140 (E)
Justin Leonard	140 (E)
Jesper Parnevik	140 (E)
Jeff Sluman	140 (E)

Third Round

Vijay Singh	203 (-7)
Jim Furyk	204 (-6)
Hal Sutton	204 (-6)
Jesper Parnevik	207 (-3)
Justin Leonard	208 (-2)

CUT: There was no cut; all 30 players completed 72 holes.

WEATHER: Beautiful all week. Temperatures around 80 with 8-12 mph winds each day.

Player	Pos.	Score	Official Money
HAL SUTTON	1	69-67-68-70	274 \$720,000.00
<i>Sutton won playoff with birdie-2 on first extra hole.</i>			
Vijay Singh	2	63-70-70-71	274 432,000.00
Jim Furyk	T3	67-68-69-71	275 234,000.00
Jesper Parnevik	T3	70-70-67-68	275 234,000.00
Steve Stricker	T5	69-71-71-69	280 146,666.67
Scott Verplank	T5	70-70-71-69	280 146,666.67
Justin Leonard	T5	68-72-68-72	280 146,666.67
David Duval	T8	75-69-69-68	281 120,533.34
Davis Love III	T8	70-71-70-70	281 120,533.33
Bob Tway	T8	71-70-70-70	281 120,533.33
John Huston	T11	72-72-70-68	282 105,200.00
Jeff Sluman	T11	68-72-71-71	282 105,200.00
Billy Mayfair	T13	66-77-71-69	283 95,200.00
Mark O'Meara	T13	71-70-71-71	283 95,200.00
Tom Lehman	15	67-70-75-72	284 88,000.00

Player	Pos.	Score	Official Money
Jeff Maggert	16	73-70-71-71	285 \$84,800.00
Phil Mickelson	17	73-74-69-70	286 81,600.00
Glen Day	T18	73-70-69-75	287 79,200.00
Tom Watson	T18	73-71-69-74	287 79,200.00
Tiger Woods	20	75-76-69-69	289 76,800.00
John Cook	T21	73-75-71-71	290 73,600.00
Scott Hoch	T21	73-71-74-72	290 73,600.00
Andrew Magee	T21	73-73-75-69	290 73,600.00
Fred Couples	T24	73-67-75-76	291 68,200.00
Fred Funk	T24	73-68-74-76	291 68,200.00
Lee Janzen	T24	77-72-71-71	291 68,200.00
Payne Stewart	T24	69-72-76-74	291 68,200.00
Bob Estes	28	71-76-74-71	292 65,600.00
Mark Calcavecchia	29	73-73-73-75	294 64,800.00
Nick Price	30	74-76-72-75	297 64,000.00

Championship Summaries

TOUR Championship

1999



Tiger Woods

Houston, TX
Champions GC

October 28-31, 1999

Purse: \$5,000,000
Par/Yards: 36-35-71/7,220

LEADERS	First Round	Second Round	Third Round
	Davis Love III..... 64 (-7)	Davis Love III..... 133 (-9)	Tiger Woods 200 (-13)
	Carlos Franco..... 65 (-6)	Tiger Woods 133 (-9)	Chris Perry 203 (-10)
	Fred Funk 66 (-5)	Chris Perry 134 (-8)	Brent Geiberger 205 (-8)
	Tim Herron 66 (-5)	Fred Funk 136 (-6)	Steve Pate 205 (-8)
	Duffy Waldorf 66 (-5)	Steve Pate 136 (-6)	Davis Love III 206 (-7)
	Justin Leonard 67 (-4)	Nick Price 136 (-6)	Hal Sutton 206 (-7)
	Steve Pate 67 (-4)		Duffy Waldorf 206 (-7)
	Tiger Woods 67 (-4)		

CUT: There was no cut; all 29 starters completed 72 holes.

PRO-AM: The pro-am competition was canceled in the wake of Payne Stewart's death on Monday.

WEATHER: Beautiful Thursday, with high temperatures in the low 80s. Periods of heavy rain interspersed with sun on Saturday. The third round was played under lift, clean and place rules. The temperature dropped from 84 degrees to 66 in less than an hour as a cold front moved in. Beautiful early Sunday, turning partly cloudy in the afternoon. [NOTE: There was no play on Friday due to the Payne Stewart memorial service. On Thursday the field played 27 holes, with the rotation of play being back nine, front nine, back nine. On Saturday 27 holes were also played, the rotation was front nine, back nine, front nine. Sunday's final round was 18 holes as scheduled.]

Player	Pos.	Score	Official Money
TIGER WOODS	1	67-66-67-69	269 \$900,000.00
Davis Love III.....	2	64-69-73-67	273 540,000.00
Brent Geiberger.....	3	68-69-68-69	274 345,000.00
Chris Perry.....	4	70-64-69-72	275 240,000.00
Fred Funk.....	T5	66-70-71-69	276 177,500.00
John Huston.....	T5	68-71-69-68	276 177,500.00
Jeff Sluman.....	T5	69-70-69-68	276 177,500.00
Duffy Waldorf.....	T5	66-74-66-70	276 177,500.00
Vijay Singh.....	T9	74-68-70-65	277 142,333.34
Tim Herron.....	T9	66-72-71-68	277 142,333.33
Hal Sutton.....	T9	72-70-64-71	277 142,333.33
Justin Leonard.....	T12	67-73-69-70	279 122,000.00
Steve Pate.....	T12	67-69-69-74	279 122,000.00
David Toms.....	T12	73-68-67-71	279 122,000.00
Notah Begay III.....	T15	70-69-71-70	280 103,200.00

Player	Pos.	Score	Official Money
David Duval.....	T15	70-71-67-72	280 \$103,200.00
Carlos Franco.....	T15	65-72-71-72	280 103,200.00
Jim Furyk.....	T15	69-72-72-67	280 103,200.00
Tom Lehman.....	T15	72-67-68-73	280 103,200.00
Jeff Maggert.....	20	73-72-64-72	281 96,000.00
Phil Mickelson.....	T21	73-68-70-71	282 91,000.00
Nick Price.....	T21	70-66-72-74	282 91,000.00
Loren Roberts.....	T21	73-72-68-69	282 91,000.00
Ted Tryba.....	T21	70-70-69-73	282 91,000.00
Bob Estes.....	25	70-70-75-68	283 86,000.00
Stuart Appleby.....	T26	72-69-70-74	285 83,000.00
Ernie Els.....	T26	68-71-75-71	285 83,000.00
Mike Weir.....	T26	76-73-68-68	285 83,000.00
Dennis Paulson.....	29	72-70-69-76	287 81,000.00

TOUR Championship

2000



Phil Mickelson

Atlanta, GA
East Lake GC

November 2-5, 2002

Purse: \$5,000,000
Par/Yards: 35-35-70/6,980

LEADERS	First Round	Second Round	Third Round
	Ernie Els 64 (-6)	David Duval 133 (-7)	Vijay Singh 200 (-10)
	David Duval 65 (-5)	Chris Perry 134 (-6)	Tiger Woods 200 (-10)
	Steve Flesch 65 (-4)	Tiger Woods 134 (-6)	Phil Mickelson 201 (-9)
	Davis Love III 66 (-4)	Paul Azinger 135 (-5)	Ernie Els 204 (-6)
	Phil Mickelson 67 (-3)	Vijay Singh 135 (-5)	Stuart Appleby 206 (-4)
		Ernie Els 136 (-4)	Nick Price 206 (-4)
		Phil Mickelson 136 (-4)	David Toms 206 (-4)
		David Toms 136 (-4)	

CUT: There was no cut; all 29 starters completed 72 holes (Jim Furyk was forced to withdraw prior to the tournament with a wrist injury).

PRO-AM: \$10,000. Stuart Appleby, 53, \$2,000 each.

WEATHER: Mostly sunny Wednesday, Thursday and Friday, with temperatures reaching the low 80s each day. Cloudy with afternoon drizzle Saturday and temperatures in the high 60s. Foggy Sunday morning and clearing in the afternoon, with temperatures reaching a high of 68.

Player	Pos.	Score	Official Money
PHIL MICKELSON	1	67-69-65-66	267 \$900,000.00
Tiger Woods.....	2	68-66-66-69	269 540,000.00
Ernie Els.....	T3	64-72-68-69	273 261,666.67
Nick Price.....	T3	70-68-68-67	273 261,666.67
Vijay Singh.....	T3	69-66-65-73	273 261,666.66
David Duval.....	6	65-68-74-67	274 180,000.00
Stuart Appleby.....	7	73-65-68-69	275 170,000.00
Chris Perry.....	T8	69-65-74-68	276 150,666.67
Kirk Triplett.....	T8	69-69-70-68	276 150,666.67
Davis Love III.....	T8	66-71-71-68	276 150,666.66
Mark Calcavecchia.....	T11	72-67-71-67	277 128,333.34
Paul Azinger.....	T11	69-66-73-69	277 128,333.33
David Toms.....	T11	69-67-70-71	277 128,333.33
Scott Verplank.....	14	71-70-67-70	278 116,000.00
Steve Flesch.....	15	66-74-71-68	279 110,000.00

Player	Pos.	Score	Official Money
Robert Allenby.....	T16	68-69-70-73	280 \$104,000.00
Justin Leonard.....	T16	69-69-73-69	280 104,000.00
Stewart Cink.....	T18	73-68-72-68	281 98,000.00
Chris DiMarco.....	T18	71-72-70-68	281 98,000.00
Tom Lehman.....	T18	72-72-67-70	281 98,000.00
Mike Weir.....	21	70-69-71-72	282 94,000.00
Bob May.....	T22	71-72-70-70	283 91,000.00
Jesper Parnevik.....	T22	72-67-72-72	283 91,000.00
Carlos Franco.....	24	75-71-66-72	284 88,000.00
John Huston.....	T25	72-65-76-72	285 85,000.00
Hal Sutton.....	T25	70-74-73-68	285 85,000.00
Loren Roberts.....	27	70-74-73-70	287 83,000.00
Franklin Langham.....	28	75-70-74-69	288 82,000.00
Notah Begay III.....	29	76-77-68-75	296 81,000.00

Championship Summaries

THE TOUR Championship presented by Coca-Cola

2001



Mike Weir

Houston, TX
Champions GC

November 1-4, 2001

Purse: \$5,000,000
Par/Yards: 36-35-71/7,220

LEADERS	First Round	Second Round	Third Round
	Bernhard Langer 65 (-6)	Scott Verplank 132 (-10)	Scott Verplank 200 (-13)
	Frank Lickliter II 65 (-6)	Bernhard Langer 133 (-9)	David Duval 201 (-12)
	Steve Lowery 67 (-4)	Mike Weir 134 (-8)	Ernie Els 202 (-11)
	Scott Verplank 67 (-4)	Mark Calcavecchia 135 (-7)	Bob Estes 202 (-11)
	Brad Faxon 68 (-3)	Justin Leonard 135 (-7)	Sergio Garcia 202 (-11)
	Mike Weir 68 (-3)		Bernhard Langer 202 (-11)
			Kenny Perry 202 (-11)
			Mike Weir 202 (-11)

CUT: There was no cut; all 29 starters completed 72 holes (Phil Mickelson did not commit due to the birth of his second daughter).

WEATHER: Partly cloudy Thursday, with a high of 83 and winds ranging from 10-20 mph. Partly cloudy Friday, again with a high of 83 degrees. Sunny on Saturday and Sunday; the highs were 81 Saturday and 80 on Sunday.

PRO-AM: \$10,000. Ernie Els, 54, \$2,000.

Player	Pos.	Score	Official Money	Player	Pos.	Score	Official Money
MIKE WEIR	1	68-66-68-68	270	Tom Lehman	T15	69-68-72-68	277
Weir won playoff with birdie-3 on first extra hole.			\$900,000.00	Davis Love III	T15	70-72-66-69	277
Ernie Els	T2	69-68-65-68	270	Vijay Singh	17	70-73-68-67	278
Sergio Garcia	T2	69-67-66-68	270	Scott McCarron	18	70-70-70-69	279
David Toms	T2	73-66-64-67	270	Mark Calcavecchia	19	71-64-69-76	280
Kenny Perry	T5	70-67-65-69	271	Frank Lickliter II	T20	65-73-69-74	281
Scott Verplank	T5	67-65-68-71	271	Jeff Sluman	T20	73-70-66-72	281
Bob Estes	T7	71-66-65-70	272	Robert Allenby	T22	76-67-67-73	283
Jim Furyk	T7	70-71-62-69	272	Justin Leonard	T22	69-66-71-77	283
David Duval	T7	69-69-63-71	272	Steve Stricker	24	74-70-72-68	284
Chris DiMarco	T10	69-68-69-69	275	Steve Lowery	25	67-70-73-75	285
Joe Durant	T10	73-65-67-70	275	Brad Faxon	T26	68-70-70-78	286
Bernhard Langer	T10	65-68-69-73	275	Billy Mayfair	T26	72-74-72-68	286
Stewart Cink	T13	70-70-67-69	276	Hal Sutton	T26	70-73-70-73	286
Tiger Woods	T13	70-67-69-70	276	Scott Hoch	29	74-71-70-72	287

THE TOUR Championship presented by Coca-Cola

2002



Vijay Singh

Atlanta, GA
East Lake GC

October 31- November 3, 2002

Purse: \$5,000,000
Par/Yards: 35-35-70/6,990

LEADERS	First Round	Second Round	Third Round
	Steve Lowery 65 (-5)	Charles Howell III 135 (-5)	Vijay Singh 201 (-9)
	Vijay Singh 65 (-5)	Steve Lowery 136 (-4)	Charles Howell III 204 (-6)
	Charles Howell III 66 (-4)	Len Mattiace 136 (-4)	Phil Mickelson 206 (-4)
	Fred Funk 67 (-3)	Vijay Singh 136 (-4)	David Toms 206 (-4)
		David Toms 136 (-4)	Tiger Woods 206 (-4)

CUT: There was no cut; all 30 starters completed 72 holes.

WEATHER: Mostly sunny skies on Thursday and Friday with temperatures warming to low 60s and winds NW 10-15 mph. Saturday, partly cloudy with temperatures warming to the upper 50s. Cloudy and chilly with temperatures reaching the mid-50s on Sunday.

PRO-AM: \$10,000. Scott McCarron, Sergio Garcia, 54, \$1,800.

Player	Pos.	Score	Official Money	Player	Pos.	Score	Official Money
VIJAY SINGH	1	65-71-65-67	268	Rocco Mediate	T13	74-73-68-64	279
Charles Howell III	2	66-69-69-66	270	John Rollins	T13	70-71-70-68	279
David Toms	3	70-66-70-67	273	Jim Furyk	T18	68-73-72-67	280
Jerry Kelly	4	71-69-67-67	274	Justin Leonard	T18	71-73-71-65	280
Davis Love III	T5	72-70-68-65	275	Len Mattiace	T18	68-68-74-70	280
Phil Mickelson	T5	70-69-67-69	275	Kenny Perry	T18	71-69-68-72	280
Chris DiMarco	T7	70-68-69-69	276	Robert Allenby	T22	74-69-66-72	281
Tiger Woods	T7	71-68-67-70	276	Nick Price	T22	73-68-68-72	281
K.J. Choi	T9	71-68-70-68	277	Fred Funk	T24	67-71-76-68	282
Retief Goosen	T9	69-69-72-67	277	Jeff Sluman	T24	72-72-68-70	282
Bob Estes	T11	72-69-73-64	278	Rich Beem	T26	70-72-70-71	283
Scott McCarron	T11	70-69-69-70	278	Chris Riley	T26	72-69-74-68	283
Ernie Els	T13	73-69-70-67	279	Sergio Garcia	28	71-73-72-69	285
Steve Lowery	T13	65-71-73-70	279	Jose Maria Olazabal	29	74-71-71-71	287
Shigeaki Maruyama	T13	68-73-70-68	279	Loren Roberts	30	71-71-77-70	289

Championship Summaries

THE TOUR Championship presented by Coca-Cola

2003



Chad Campbell

Houston, TX
Champions GC

November 6-9, 2003

Purse: \$6,000,000
Par/Yards: 36-35-71/7,220

LEADERS		First Round	Second Round	Third Round
	Charles Howell III	67 (-4)	Charles Howell III	134 (-8)
	Kenny Perry	67 (-4)	Fred Funk	135 (-7)
	Chris DiMarco	68 (-3)	Retief Goosen	136 (-6)
	Fred Funk	68 (-3)	Chris Riley	137 (-5)
	Jerry Kelly	68 (-3)	Chad Campbell	139 (T8)
	Chad Campbell	70 (T13)		Chad Campbell
				Charles Howell III
				Retief Goosen
				Chris Riley
				Steve Flesch
				Fred Funk

CUT: There was no cut; All 31 starters completed 72 holes.

PRO-AM: \$10,000. Tiger Woods, 54, 2000.

WEATHER: Cooler temperatures entered the area on Thursday, with a high of 71 and N winds 10-15 mph. On Friday, mostly cloudy and cool, with a high of 66. Winds 8-15 mph out of the N-NE. Overcast and cool on Saturday with a high of 65. Winds N-NE 5-12 mph. Sunday, partly cloudy and cool with a high of 68 degrees. NE winds 5-15 mph.

Player	Pos.	Score	Official Money
CHAD CAMPBELL	1	70-69-61-68	268 \$1,080,000.00
Charles Howell III	2	67-67-67-70	271 648,000.00
Retief Goosen	3	69-67-67-69	272 414,000.00
Chris Riley	4	69-68-66-70	273 288,000.00
Davis Love III	T5	73-67-67-69	276 228,000.00
Vijay Singh	T5	73-68-67-68	276 228,000.00
Jonathan Kaye	7	69-70-68-70	277 204,000.00
Jim Furyk	8	71-71-67-69	278 192,000.00
Steve Flesch	T9	71-68-67-73	279 163,650.00
Fred Funk	T9	68-67-71-73	279 163,650.00
Kenny Perry	T9	67-73-70-69	279 163,650.00
Scott Verplank	T9	71-71-69-68	279 163,650.00
Robert Allenby	T13	69-73-68-70	280 131,850.00
Briny Baird	T13	69-72-71-68	280 131,850.00
Jerry Kelly	T13	68-74-70-68	280 131,850.00
Bob Tway	T13	72-68-72-68	280 131,850.00

Player	Pos.	Score	Official Money
Ernie Els	17	70-69-73-69	281 \$120,000.00
Darren Clarke	18	74-68-67-73	282 117,000.00
K.J. Choi	T19	77-68-70-68	283 112,500.00
Mike Weir	T19	72-73-67-71	283 112,500.00
Chris DiMarco	T21	68-70-71-75	284 103,200.00
Brad Faxon	T21	76-71-71-66	284 103,200.00
Justin Leonard	T21	69-69-73-73	284 103,200.00
David Toms	T21	69-69-74-72	284 103,200.00
Kirk Triplett	T21	70-71-72-71	284 103,200.00
Tiger Woods	26	70-70-71-74	285 96,000.00
Stuart Appleby	27	71-76-69-70	286 94,800.00
J.L. Lewis	28	75-68-71-74	288 93,600.00
Jay Haas	29	77-71-70-71	289 92,400.00
Nick Price	30	73-69-75-76	293 91,200.00
Tim Herron	31	79-69-74-77	299 90,000.00

THE TOUR Championship presented by Coca-Cola

2004



Retief Goosen

Atlanta, GA
East Lake GC

November 4-7, 2004

Purse: \$6,000,000
Par/Yards: 35-35-70/7,141

LEADERS		First Round	Second Round	Third Round
	Darren Clarke	67 (-3)	Jay Haas	133 (-7)
	Jay Haas	67 (-3)	Stephen Ames	135 (-5)
	Jerry Kelly	67 (-3)	Retief Goosen	136 (-4)
	Zach Johnson	68 (-2)	Tiger Woods	136 (-4)
	David Toms	68 (-2)	Jerry Kelly	138 (-2)
	Retief Goosen	70 (T14)	Mike Weir	138 (-2)
				Jay Haas
				Tiger Woods
				Stephen Ames
				Retief Goosen
				Mike Weir
				Mark Hensby

CUT: There was no cut; 29 of the 31 starters completed 72 holes.

PRO-AM: \$10,000. Kenny Perry, Fred Funk, Chad Campbell, Darren Clarke, 56, \$1,550.

WEATHER: Heavy rain early in the week. More than one inch fell prior to start of play on Thursday. Partly cloudy with temperatures reaching 66 degrees. Winds W 15-20 mph. Friday, sunny skies and cooler temperatures reaching a high of 62 degrees. N-NW winds up to 20 mph. Saturday, sunny skies and warmer temperatures in the afternoon with a high of 68 degrees. NW winds 10-15 mph. Sunday, sunny and warm with a high of 70. W winds 10-15 mph.

Player	Pos.	Score	Official Money
RETIEF GOOSEN	1	70-66-69-64	269 \$1,080,000.00
Tiger Woods	2	72-64-65-72	273 648,000.00
Jerry Kelly	3	67-71-71-65	274 414,000.00
Stephen Ames	T4	69-66-70-70	275 248,000.00
Mark Hensby	T4	69-70-69-67	275 248,000.00
Mike Weir	T4	69-69-67-70	275 248,000.00
Jay Haas	T7	67-66-68-75	276 198,000.00
Scott Verplank	T7	74-67-68-67	276 198,000.00
Vijay Singh	9	69-73-70-65	277 180,000.00
Ernie Els	T10	72-71-68-67	278 158,200.00
Rory Sabbatini	T10	71-68-71-68	278 158,200.00
David Toms	T10	68-73-70-67	278 158,200.00
Zach Johnson	13	68-71-71-69	279 141,600.00
Padraig Harrington	14	69-75-68-68	280 134,400.00
Stuart Appleby	T15	69-72-71-69	281 123,800.00

Player	Pos.	Score	Official Money
Darren Clarke	T15	67-73-70-71	281 \$123,800.00
Sergio Garcia	T15	71-70-69-71	281 123,800.00
John Daly	18	69-72-71-70	282 117,000.00
Shigeaki Maruyama	T19	73-76-67-68	284 112,500.00
Phil Mickelson	T19	71-72-67-74	284 112,500.00
Stewart Cink	T21	70-73-71-71	285 105,600.00
Steve Flesch	T21	69-78-67-71	285 105,600.00
Adam Scott	T21	75-71-69-70	285 105,600.00
Chris DiMarco	T24	72-71-70-73	286 98,400.00
Carlos Franco	T24	72-68-78-68	286 98,400.00
Fred Funk	T24	73-70-75-68	286 98,400.00
K.J. Choi	27	73-73-72-70	288 94,800.00
Todd Hamilton	28	72-72-76-70	290 93,600.00
Kenny Perry	29	76-72-70-73	291 92,400.00

Championship Summaries

THE TOUR Championship presented by Coca-Cola

2005



Bart Bryant

Atlanta, GA
East Lake GC

November 3-6, 2005

Purse: \$6,500,000
Par/Yards: 35-35-70/7,154

LEADERS	First Round	Second Round	Third Round
	Bart Bryant..... 62 (-8)	Bart Bryant..... 130 (-10)	Bart Bryant..... 196 (-14)
	Retief Goosen 64 (-6)	Retief Goosen 130 (-10)	Retief Goosen 199 (-11)
	Kenny Perry 65 (-5)	Ben Crane 133 (-7)	Tiger Woods..... 200 (-10)
	Sergio Garcia 66 (-4)	Scott Verplank 133 (-7)	Scott Verplank 202 (-8)
	Tiger Woods..... 66 (-4)	Tiger Woods..... 133 (-7)	Davis Love III 204 (-6)

CUT: There was no cut; 29 of the 29 starters completed 72 holes.

PRO-AM: \$10,000. Charles Howell III, 56, \$2,000.

WEATHER: Mostly sunny with a high of 74 degrees on Thursday. Winds E-SE 5-8 mph. Friday, high of 75 with SSW winds 5-8 mph. Saturday, high of 76 with S-SW winds 5-8 mph. Sunday, partly cloudy with isolated showers around noon. Winds 75 degrees with winds 10-15 mph.

Player	Pos.	Score	Official Money
BART BRYANT	1	62-68-66-67	263 \$1,170,000.00
Tiger Woods	2	66-67-67-69	269 715,000.00
Scott Verplank	3	67-66-69-69	271 461,500.00
Vijay Singh	T4	69-69-68-67	273 283,833.34
Retief Goosen	T4	64-66-69-74	273 283,833.33
Davis Love III	T4	68-71-65-69	273 283,833.33
Stuart Appleby	T7	70-65-71-68	274 209,625.00
Ben Crane	T7	68-65-72-69	274 209,625.00
Padraig Harrington	T7	71-66-68-69	274 209,625.00
Adam Scott	T7	73-69-65-67	274 209,625.00
Mark Calcavecchia	11	72-69-68-66	275 176,800.00
Sean O'Hair	12	73-73-64-66	276 167,700.00
Jim Furyk	13	70-70-67-70	277 158,600.00
Olin Browne	T14	70-67-71-70	278 143,866.67
Tim Herron	T14	73-68-71-66	278 143,866.67

Player	Pos.	Score	Official Money
Luke Donald	T14	70-67-70-71	278 \$143,866.66
Chad Campbell	T17	72-68-70-69	279 130,000.00
Chris DiMarco	T17	69-72-67-71	279 130,000.00
Ted Purdy	T17	71-69-69-70	279 130,000.00
Sergio Garcia	T20	66-72-71-72	281 123,500.00
Kenny Perry	T20	65-73-71-72	281 123,500.00
Tim Clark	T22	67-67-72-76	282 118,300.00
David Toms	T22	72-72-68-70	282 118,300.00
Fred Funk	T24	71-72-70-70	283 111,800.00
Charles Howell III	T24	67-68-70-78	283 111,800.00
Billy Mayfair	T24	72-69-71-71	283 111,800.00
Brandt Jobe	27	73-71-70-70	284 107,900.00
Justin Leonard	28	70-74-71-72	287 106,600.00
Lucas Glover	29	72-70-73-74	289 105,300.00

THE TOUR Championship presented by Coca-Cola

2006



Adam Scott

Atlanta, GA
East Lake GC

November 2-5, 2006

Purse: \$6,500,000
Par/Yards: 35-35-70/7,154

LEADERS	First Round	Second Round	Third Round
	Joe Durant 68 (-2)	Joe Durant 136 (-4)	Adam Scott 203 (-7)
	Retief Goosen 68 (-2)	Adam Scott 136 (-4)	Joe Durant 206 (-4)
	Stuart Appleby 69 (-1)	Stuart Appleby 139 (-1)	Vijay Singh 206 (-4)
	Stewart Cink 69 (-1)	Retief Goosen 139 (-1)	Jim Furyk 207 (-3)
	Jim Furyk 69 (-1)	Trevor Immelman 139 (-1)	Retief Goosen 207 (-3)
	Tom Pernice, Jr. 69 (-1)	Brett Quigley 139 (-1)	
	Adam Scott 69 (-1)		
	Vijay Singh 69 (-1)		

CUT: There was no cut; all 27 professionals completed 72 holes.

PRO-AM: \$10,000. Retief Goosen, 54, \$2,000.

WEATHER: Thursday: Sunny and cool with NW winds 10-15 mph and gusts up to 25. High temperature was 56 degrees. Friday: Sunny and cooler in the early morning with a high of 56. Winds NE 10-15 mph with gusts up to 25 mph. Saturday: Mostly sunny with a high of 56. Winds E 8-12 mph. Sunday: Mostly sunny and a high of 58. Winds E 8-10 mph.

Player	Pos.	Score	Official Money
ADAM SCOTT	1	69-67-67-66	269 \$1,170,000.00
Jim Furyk	2	69-71-67-65	272 730,000.00
Joe Durant	3	68-68-70-67	273 480,000.00
Retief Goosen	4	68-71-68-67	274 345,000.00
Luke Donald	T5	73-67-69-68	277 266,000.00
Trevor Immelman	T5	73-66-69-69	277 266,000.00
Tom Pernice, Jr.	T5	69-72-67-69	277 266,000.00
Lucas Glover	T8	73-71-66-68	278 215,000.01
Vijay Singh	T8	69-72-65-72	278 215,000.00
Stuart Appleby	T10	69-70-72-70	281 182,800.00
Ernie Els	T10	71-72-66-72	281 182,800.00
J.J. Henry	T12	71-73-69-69	282 163,150.00
Brett Quigley	T12	71-68-73-70	282 163,150.00
Rod Pampling	T14	73-71-73-66	283 146,900.00

Player	Pos.	Score	Official Money
David Toms	T14	74-71-71-67	283 \$146,900.00
Zach Johnson	16	71-69-71-73	284 137,800.00
Arron Oberholser	17	71-70-72-72	285 132,600.00
Carl Pettersson	18	77-70-71-69	287 130,000.00
Geoff Ogilvy	T19	74-72-71-71	288 126,100.00
Dean Wilson	T19	75-72-71-70	288 126,100.00
Ben Curtis	21	73-77-66-73	289 122,200.00
Rory Sabbatini	T22	74-75-71-70	290 118,300.00
Brett Wetterich	T22	75-74-69-72	290 118,300.00
Chad Campbell	24	73-74-74-70	291 114,400.00
Stewart Cink	25	69-75-75-73	292 111,800.00
K.J. Choi	26	72-78-72-72	294 109,200.00
Davis Love III	27	82-71-71-73	297 107,900.00

Championship Summaries

TOUR Championship presented by Coca-Cola

2007



Tiger Woods

Atlanta, GA
East Lake GC

September 13-16, 2007

FedExCup Points: 50,000
Par/Yards: 35-35-70/7,154

Purse: \$7,000,000

LEADERS

First Round

Tim Clark	62 (-8)
Padraig Harrington	63 (-7)
Tiger Woods	64 (-6)
John Rollins	64 (-6)
Hunter Mahan	65 (-5)
Woody Austin	65 (-5)
Mark Calavecchia	65 (-5)
Adam Scott	65 (-5)

Second Round

Tiger Woods	127 (-13)
Woody Austin	130 (-10)
Tim Clark	131 (-9)
Mark Calavecchia	131 (-9)
Adam Scott	131 (-9)
Sergio Garcia	132 (-8)
K.J. Choi	132 (-8)

Third Round

Tiger Woods	191 (-19)
Mark Calavecchia	194 (-16)
Sergio Garcia	196 (-14)
Zach Johnson	197 (-13)
Hunter Mahan	198 (-12)
Woody Austin	199 (-11)

CUT: No cut. All 30 professionals completed 72 holes.

WEATHER: Thursday: Cloudy and warm with a high of 85 degrees. Play was delayed from 2:17-5:20 p.m. due to heavy rains (0.54 inches) and thunderstorms in the area. Winds S-SE 5-10

mph. Play was suspended for the day due to darkness at 7:09 p.m. Friday: Light rain overnight (.10 inches). Play for the 20 players yet to finish the first round began at 8 a.m. Second-round tee times ran from 9-11:20 a.m. Overcast with a brief downpour in the afternoon. Temperatures in the mid-70s with S-SW winds 4-8 mph. Saturday: Mostly sunny. High 81. Winds: N-NW 10-15 mph. Sunday: Partly cloudy with a high of 78. Winds E 5-10 mph.

Player	Pos.	Score	Official Money
TIGER WOODS	1	64-63-64-66	257 \$1,260,000.00
Mark Calavecchia	T2	65-66-63-71	265 619,500.00
Zach Johnson	T2	71-66-60-68	265 619,500.00
Sergio Garcia	4	68-64-64-70	266 336,000.00
Hunter Mahan	T5	65-68-65-71	269 266,000.00
Scott Verplank	T5	66-68-67-68	269 266,000.00
Tim Clark	T7	62-69-70-69	270 231,000.00
Vijay Singh	T7	68-68-65-69	270 231,000.00
Rory Sabbatini	T9	68-68-67-68	271 204,400.00
Camilo Villegas	T9	67-68-70-66	271 204,400.00
Robert Allenby	T11	68-71-68-66	273 167,300.00
Woody Austin	T11	65-65-69-74	273 167,300.00
Stewart Cink	T11	67-66-71-69	273 167,300.00
Jim Furyk	T11	71-69-67-66	273 167,300.00
Padraig Harrington	T11	63-70-67-73	273 167,300.00
Justin Rose	T11	69-71-66-67	273 \$167,300.00

Player	Pos.	Score	Official Money
Geoff Ogilvy	T17	68-70-62-74	274 140,000.00
Heath Slocum	T17	71-64-69-70	274 140,000.00
Steve Stricker	T17	69-67-71-67	274 140,000.00
Phil Mickelson	20	68-66-70-71	275 134,400.00
K.J. Choi	T21	67-65-75-69	276 130,200.00
Boo Weekley	T21	70-67-68-71	276 130,200.00
Jonathan Byrd	23	71-70-65-71	277 126,000.00
Aaron Baddeley	24	69-70-68-71	278 123,200.00
John Rollins	25	64-69-73-73	279 120,400.00
Ernie Els	T26	69-69-73-69	280 116,900.00
Adam Scott	T26	65-66-71-78	280 116,900.00
Charles Howell III	28	68-71-68-74	281 114,800.00
Brandt Snedeker	T29	71-72-68-71	282 112,700.00
Brett Wetterich	T29	68-69-70-75	282 112,700.00

TOUR Championship presented by Coca-Cola

2008



Camilo Villegas

Atlanta, GA
East Lake GC

September 25-28, 2008

FedExCup Points: 110,000
Par/Yards: 35-35-70/7,304

Purse: \$7,000,000

LEADERS

First Round

Anthony Kim	64 (-6)
Ernie Els	68 (-2)
Trevor Immelman	68 (-2)
Phil Mickelson	68 (-2)
K.J. Choi	69 (-1)
Camilo Villegas	72 (T12)

Second Round

Anthony Kim	133 (-7)
Sergio Garcia	135 (-5)
Phil Mickelson	136 (-4)
Camilo Villegas	138 (-2)
K.J. Choi	139 (-1)
Mike Weir	139 (-1)

Third Round

Sergio Garcia	202 (-8)
Phil Mickelson	205 (-5)
Anthony Kim	205 (-5)
Camilo Villegas	207 (-3)
Ben Curtis	208 (-2)
Robert Allenby	208 (-2)

CUT: No cut. All 30 players completed 72 holes.

WEATHER: Thursday: Sunny and breezy with a high temperature of 82 degrees and winds N-NE at 10-20 mph with higher gusts. Friday: Partly cloudy with a high of 81 and winds NW at 10-15 mph

with gusts up to 20 mph. Saturday: Partly cloudy with a high of 75 and winds NW at 5-10 mph. Sunday: Partly cloudy and warm with a high of 83 and winds NW at 5-10 mph.

Player	Pos.	Score	Official Money
CAMILO VILLEGAS	1	72-66-69-66	273 \$1,260,000.00
Sergio Garcia	2	70-65-67-71	273 756,000.00
Anthony Kim	T3	64-69-72-69	274 409,500.00
Phil Mickelson	T3	68-68-69-69	274 409,500.00
Ben Curtis	5	71-69-68-70	278 280,000.00
Ernie Els	T6	68-73-70-69	280 238,000.00
Jim Furyk	T6	72-70-69-69	280 238,000.00
Mike Weir	T6	70-69-71-70	280 238,000.00
K.J. Choi	9	69-70-70-72	281 210,000.00
Stuart Appleby	T10	72-71-70-69	282 180,040.00
Dudley Hart	T10	73-69-71-69	282 180,040.00
Trevor Immelman	T10	68-73-71-70	282 180,040.00
Justin Leonard	T10	73-69-73-67	282 180,040.00
Billy Mayfair	T10	72-71-69-70	282 180,040.00
Kevin Sutherland	15	71-71-69-72	283 154,000.00

Player	Pos.	Score	Official Money
Robert Allenby	16	75-66-67-76	284 \$148,400.00
Ken Duke	T17	77-69-69-71	286 138,600.00
Ryuji Imada	T17	75-72-71-68	286 138,600.00
Hunter Mahan	T17	74-75-68-69	286 138,600.00
D.J. Trahan	T17	71-72-71-72	286 138,600.00
Carl Pettersson	21	76-72-71-68	287 131,600.00
Chad Campbell	T22	72-73-75-69	289 127,400.00
Vijay Singh	T22	73-74-72-70	289 127,400.00
Stewart Cink	T24	75-73-73-69	290 120,400.00
Kenny Perry	T24	76-75-67-72	290 120,400.00
Steve Stricker	T24	74-74-70-72	290 120,400.00
Briny Baird	T27	74-71-70-76	291 115,500.00
Andres Romero	T27	73-68-78-72	291 115,500.00
Tim Clark	29	78-74-71-69	292 113,400.00
Bubba Watson	30	71-74-74-76	295 112,000.00

Championship Summaries

TOUR Championship presented by Coca-Cola

2009



Phil Mickelson

Atlanta, GA
East Lake GC

September 24-27, 2009

FedExCup Points: 2,500 (1st) Purse: \$7,500,000
Par/Yards: 35-35-70/7,304

LEADERS	First Round	Second Round	Third Round
	Sean O'Hair 66 (-4)	Tiger Woods 135 (-5)	Kenny Perry 202 (-8)
	Stewart Cink 67 (-3)	Padraig Harrington 136 (-4)	Tiger Woods 204 (-6)
	Padraig Harrington 67 (-3)	Sean O'Hair 136 (-4)	Phil Mickelson 206 (-4)
	Tiger Woods 67 (-3)	Ernie Els 137 (-3)	Sean O'Hair 206 (-4)
	Lucas Glover 68 (-2)	Kenny Perry 138 (-2)	Padraig Harrington 207 (-3)
	Steve Marino 69 (-1)	Jerry Kelly 138 (-2)	Steve Marino 207 (-3)
	Retief Goosen 69 (-1)	Phil Mickelson 140 (T12)	Steve Stricker 208 (-2)
	Dustin Johnson 69 (-1)		Ernie Els 208 (-2)
	Phil Mickelson 73 (T26)		

CUT: A field of 30 professionals with no cut.

WEATHER: Thursday: Partly cloudy and warm. Winds E-SE 4-8 mph. High of 85. Friday: Partly cloudy, hot and humid. Winds light and variable becoming W 4-8 mph. High of 87. Saturday:

Mostly cloudy and humid. Tee times were moved up to 8 a.m. to avoid strong showers and thunderstorms, which hit the course around 3 p.m. (45 minutes after the conclusion of play). Winds E-NE 5-10 mph. High of 78. Sunday: Partly cloudy and less humid. Winds W-NW 10-15 gusting to 20 mph. High of 79.

Player	Pos.	Score	FedExCup Pts	Money
PHIL MICKELSON	1	73-67-66-65	2,500.00	\$1,350,000.00
Tiger Woods	2	67-68-69-70	2,741,500.00	810,000.00
Sean O'Hair	3	66-70-70-69	2,751,000.00	517,500.00
Padraig Harrington	T4	67-69-71-69	276 650.00	330,000.00
Kenny Perry	T4	72-66-64-74	276 650.00	330,000.00
Steve Stricker	6	70-72-66-69	277 500.00	270,000.00
Jim Furyk	T7	72-68-71-67	278 437.50	247,500.00
Steve Marino	T7	69-71-67-71	278 437.50	247,500.00
Ernie Els	9	71-66-71-71	279 400.00	225,000.00
Lucas Glover	T10	68-71-72-69	280 350.00	202,500.00
Jerry Kelly	T10	71-67-71-71	280 350.00	202,500.00
John Senden	T10	70-70-69-71	280 350.00	202,500.00
Angel Cabrera	T13	72-67-70-72	281 288.33	174,000.00
David Toms	T13	74-66-70-71	281 288.33	174,000.00
Nick Watney	T13	70-69-71-71	281 288.33	174,000.00
Zach Johnson	T16	70-72-73-67	282 272.50	\$156,000.00

Player	Pos.	Score	FedExCup Pts	Money
Geoff Ogilvy	T16	75-73-64-70	282 272.50	156,000.00
Y.E. Yang	18	71-75-66-71	283 265.00	150,000.00
Stewart Cink	T19	67-72-70-75	284 255.00	144,000.00
Jason Dufner	T19	71-68-73-72	284 255.00	144,000.00
Heath Slocum	T19	73-68-71-72	284 255.00	144,000.00
Scott Verplank	22	70-71-74-70	285 245.00	138,000.00
Retief Goosen	23	69-72-72-73	286 240.00	135,000.00
Hunter Mahan	24	71-73-72-71	287 235.00	132,000.00
Luke Donald	T25	70-71-78-69	288 227.50	127,500.00
Mike Weir	T25	72-72-70-74	288 227.50	127,500.00
Dustin Johnson	27	69-74-73-73	289 220.00	124,500.00
Brian Gay	T28	72-72-76-72	292 212.50	122,250.00
Marc Leishman	T28	70-74-70-78	292 212.50	122,250.00
Kevin Na	30	73-70-75-75	293 205.00	120,000.00

TOUR Championship presented by Coca-Cola

2010



Jim Furyk

Atlanta, GA
East Lake GC

September 23-26, 2010

FedExCup Points: 2,500 (1st) Purse: \$7,500,000
Par/Yards: 35-35-70/7,304

LEADERS	First Round	Second Round	Third Round
	Paul Casey 66 (-4)	Luke Donald 132 (-8)	Jim Furyk 202 (-8)
	Luke Donald 66 (-4)	Jim Furyk 132 (-8)	Luke Donald 203 (-7)
	Geoff Ogilvy 66 (-4)	Geoff Ogilvy 133 (-7)	Retief Goosen 203 (-7)
	Jim Furyk 67 (-3)	K.J. Choi 136 (-4)	Geoff Ogilvy 205 (-5)
	K.J. Choi 68 (-2)	Paul Casey 137 (-3)	Paul Casey 206 (-4)
		Retief Goosen 137 (-3)	Kevin Na 206 (-4)
		Kevin Na 137 (-3)	

CUT: No cut. All 30 players completed 72 holes.

WEATHER: Thursday: Partly cloudy. High of 91. Winds SE at 6-12 mph. Friday: Partly cloudy. High of 89. Winds SSE at 4-8 mph. Saturday: Partly cloudy. High of 89. Winds variable at 4-8

mph. Sunday: Due to a forecast of thunderstorms, tee times were moved, starting at 9 a.m. Heavy rain and thunderstorms forced a suspension of play at 1:10 p.m. Play resumed at 3:01 p.m. Partly cloudy and cooler. High of 74. Winds variable at 4-8 mph.

Player	Pos.	Score	FedExCup Pts	Money
JIM FURYK	1	67-65-70-70	2,500.00	\$1,350,000.00
Luke Donald	2	66-66-71-70	2,723 1,500.00	810,000.00
Retief Goosen	3	71-66-66-71	2,724 1,000.00	517,500.00
Paul Casey	T4	66-71-69-69	275 650.00	330,000.00
Nick Watney	T4	71-74-63-67	275 650.00	330,000.00
Charley Hoffman	6	71-67-69-70	277 500.00	270,000.00
K.J. Choi	T7	68-68-74-68	278 437.50	247,500.00
Ernie Els	T7	71-71-71-65	278 437.50	247,500.00
Zach Johnson	T9	74-72-66-67	279 362.50	208,125.00
Ryan Moore	T9	70-72-68-69	279 362.50	208,125.00
Kevin Streelman	T9	70-70-69-70	279 362.50	208,125.00
Camilo Villegas	T9	73-69-68-69	279 362.50	208,125.00
Tim Clark	T13	70-73-70-67	280 292.50	178,500.00
Geoff Ogilvy	T13	66-67-72-75	280 292.50	178,500.00
Hunter Mahan	T15	69-71-73-68	281 277.50	162,000.00
Justin Rose	T15	74-68-72-67	281 277.50	\$162,000.00

Player	Pos.	Score	FedExCup Pts	Money
Robert Allenby	T17	71-70-71-70	282 260.00	147,000.00
Ben Crane	T17	71-69-76-66	282 260.00	147,000.00
Jason Day	T17	69-69-71-73	282 260.00	147,000.00
Kevin Na	T17	69-68-69-76	282 260.00	147,000.00
Bubba Watson	T17	75-69-67-71	282 260.00	147,000.00
Dustin Johnson	T22	73-71-73-66	283 242.50	136,500.00
Phil Mickelson	T22	69-72-68-74	283 242.50	136,500.00
Bo Van Pelt	24	74-69-69-72	284 235.00	132,000.00
Matt Kuchar	T25	72-70-72-71	285 227.50	127,500.00
Steve Stricker	T25	74-68-68-75	285 227.50	127,500.00
Adam Scott	27	74-71-69-74	288 220.00	124,500.00
Ryan Palmer	28	74-72-73-70	289 215.00	123,000.00
Jeff Overton	29	75-70-73-73	291 210.00	121,500.00
Martin Laird	30	75-73-74-73	295 205.00	120,000.00

Championship Summaries

TOUR Championship by Coca-Cola

2011



Bill Haas

Atlanta, GA
East Lake GC

September 19-25, 2011

FedExCup Points: 2,500 (1st) Purse: \$8,000,000
Par/Yards: 35-35-70/7,319

LEADERS

First Round

Keegan Bradley.....	64 (-6)
Luke Donald.....	66 (-4)
Jason Dufner.....	66 (-4)
Chez Reavie.....	66 (-4)
Jason Day.....	67 (-3)
Charles Howell III.....	67 (-3)
Matt Kuchar.....	67 (-3)
Hunter Mahan.....	67 (-3)
Adam Scott.....	67 (-3)
Bill Haas.....	68 (-2)

Second Round

Adam Scott.....	132 (-8)
K.J. Choi.....	133 (-7)
Jason Day.....	134 (-6)
Luke Donald.....	134 (-6)
Keegan Bradley.....	135 (-5)
Bill Haas.....	135 (-5)
Hunter Mahan.....	135 (-5)
Bubba Watson.....	135 (-5)

Third Round

Aaron Baddeley.....	201 (-9)
Hunter Mahan.....	201 (-9)
K.J. Choi.....	203 (-7)
Jason Day.....	203 (-7)
Luke Donald.....	204 (-6)
Bill Haas.....	204 (-6)

CUT: No cut. All 30 players completed 72 holes.

WEATHER: Thursday: Mostly cloudy with afternoon showers. The first round was suspended at 5:23 p.m. with four players remaining on the golf course due to lightning in the area. Play

resumed at 5:55 p.m. High of 80. Winds SSE 5-10 mph. Friday: Mixture of sun and clouds. High of 80. Winds WNW 10-15 mph. Saturday: Mostly sunny with temperatures in the high 70s in the morning reaching the low 80s in the afternoon. Sunday: Mixture of sun and clouds. High of 85. Winds SSE 5-10 mph.

Player	Pos.	Score	FedExCup Pts	Money
BILL HAAS.....	1	68-67-69-68272	2,500.00	\$1,440,000.00
Hunter Mahan.....	2	67-68-66-71272	1,500.00	864,000.00
K.J. Choi.....	T3	68-65-70-70273	766.66	418,666.67
Luke Donald.....	T3	66-68-70-69273	766.66	418,666.67
Aaron Baddeley.....	T3	68-69-64-72273	766.66	418,666.66
Jason Day.....	T6	67-67-69-71274	458.33	272,000.00
Charles Howell III.....	T6	67-71-68-68274	458.33	272,000.00
Adam Scott.....	T6	67-65-74-68274	458.33	272,000.00
Bo Van Pelt.....	9	71-70-66-68275	400.00	240,000.00
Phil Mickelson.....	10	68-70-67-71276	375.00	227,200.00
Keegan Bradley.....	T11	64-71-72-70277	337.50	210,400.00
Geoff Ogilvy.....	T11	69-68-72-68277	337.50	210,400.00
Jason Dufner.....	T13	66-70-73-69278	292.50	190,400.00
Gary Woodland.....	T13	72-68-72-66278	292.50	190,400.00
Steve Stricker.....	15	68-70-69-72279	280.00	176,000.00

Player	Pos.	Score	FedExCup Pts	Money
Fredrik Jacobson.....	T16	70-67-68-75280	267.50	\$162,400.00
Vijay Singh.....	T16	74-67-70-69280	267.50	162,400.00
Brandt Snedeker.....	T16	68-69-74-69280	267.50	162,400.00
David Toms.....	T16	73-65-73-69280	267.50	162,400.00
Matt Kuchar.....	T20	67-70-71-73281	252.50	152,000.00
Justin Rose.....	T20	69-75-70-67281	252.50	152,000.00
Webb Simpson.....	22	69-70-70-73282	245.00	147,200.00
Dustin Johnson.....	T23	70-73-70-70283	237.50	142,400.00
Bubba Watson.....	T23	71-64-79-69283	237.50	142,400.00
John Senden.....	25	73-71-69-71284	230.00	137,600.00
Chez Reavie.....	T26	66-77-68-74285	220.00	132,800.00
Nick Watney.....	T26	72-67-72-74285	220.00	132,800.00
Mark Wilson.....	T26	72-70-74-69285	220.00	132,800.00
Y.E. Yang.....	29	72-70-75-72289	210.00	129,600.00
Jonathan Byrd.....	30	70-74-73-75292	205.00	128,000.00

TOUR Championship by Coca-Cola

2012



Brandt Snedeker

Atlanta, GA
East Lake GC

September 20-23, 2012

FedExCup Points: 2,500 (1st) Purse: \$8,000,000
Par/Yards: 35-35-70/7,319

LEADERS

First Round

Justin Rose.....	66 (-4)
Tiger Woods.....	66 (-4)
Matt Kuchar.....	67 (-3)
Scott Piercy.....	67 (-3)
Steve Stricker.....	67 (-3)
Bo Van Pelt.....	67 (-3)
Brandt Snedeker.....	68 (-2)

Second Round

Jim Furyk.....	133 (-7)
Justin Rose.....	134 (-6)
Bo Van Pelt.....	135 (-5)
Bubba Watson.....	135 (-5)
Dustin Johnson.....	136 (-4)
Matt Kuchar.....	136 (-4)
Brandt Snedeker.....	138 (-2)

Third Round

Justin Rose.....	202 (-8)
Brandt Snedeker.....	202 (-8)
Ryan Moore.....	204 (-6)
Jim Furyk.....	205 (-5)
Rory McIlroy.....	205 (-5)
Bubba Watson.....	205 (-5)

CUT: No cut. All 30 players completed 72 holes.

WEATHER: Thursday: Mostly sunny, with some clouds early in the day. High of 80. Winds W at 5-10 mph. Friday: Partly cloudy. High of 83. Winds SW at 8-12 mph. Saturday: Partly cloudy and breezy.

Temperatures in the mid 80s. Winds W at 10-15 mph. Sunday: Sunny. Temperatures in the mid 70s. Winds NW at 10-15 mph, gusting to 20 mph.

Player	Pos.	Score	FedExCup Pts	Money
BRANDT SNEDEKER.....	1	68-70-64-68270	2,500.00	\$1,440,000.00
Justin Rose.....	2	66-68-68-71 273	1,500.00	864,000.00
Luke Donald.....	T3	71-69-67-67 274	875.00	468,000.00
Ryan Moore.....	T3	69-70-65-70 274	875.00	468,000.00
Webb Simpson.....	T5	71-68-70-66 275	525.00	304,000.00
Bubba Watson.....	T5	69-66-70-70 275	525.00	304,000.00
Jim Furyk.....	7	69-64-72-72 277	450.00	272,000.00
Hunter Mahan.....	T8	68-73-71-66 278	412.50	248,000.00
Tiger Woods.....	T8	66-73-67-72 278	412.50	248,000.00
Robert Garrigus.....	T10	68-69-69-73 279	327.00	205,760.00
Dustin Johnson.....	T10	69-67-73-70 279	327.00	205,760.00
Matt Kuchar.....	T10	67-69-70-73 279	327.00	205,760.00
Rory McIlroy.....	T10	69-68-68-74 279	327.00	205,760.00
Bo Van Pelt.....	T10	67-68-71-73 279	327.00	205,760.00
Sergio Garcia.....	T15	69-73-71-68 281	272.50	167,200.00
Zach Johnson.....	T15	68-69-70-74 281	272.50	\$167,200.00

Player	Pos.	Score	FedExCup Pts	Money
Phil Mickelson.....	T15	69-71-72-69 281	272.50	167,200.00
Scott Piercy.....	T15	67-73-71-70 281	272.50	167,200.00
Adam Scott.....	19	68-73-70-72 283	260.00	156,800.00
Jason Dufner.....	T20	70-70-71-73 284	252.50	152,000.00
Carl Pettersson.....	T20	71-67-75-71 284	252.50	152,000.00
Steve Stricker.....	22	67-73-73-73 286	245.00	147,200.00
Keegan Bradley.....	T23	70-73-70-74 287	235.00	140,800.00
Rickie Fowler.....	T23	71-68-72-76 287	235.00	140,800.00
Louis Oosthuizen.....	T23	70-71-69-77 287	235.00	140,800.00
John Senden.....	26	72-68-73-75 288	225.00	134,400.00
Ernie Els.....	27	72-75-71-71 289	220.00	132,800.00
Nick Watney.....	28	75-74-70-74 293	215.00	131,200.00
John Huh.....	29	74-70-73-77 294	210.00	129,600.00
Lee Westwood.....	30	72-73-76-74 295	205.00	128,000.00

Championship Summaries

TOUR Championship by Coca-Cola

2013



Henrik Stenson

Atlanta, GA
East Lake GC

September 16-20, 2013

FedExCup Points: 2,500 (1st) Purse: \$8,000,000
Par/Yards: 35-35-70/7,307

LEADERS	First Round	Second Round	Third Round
	Henrik Stenson 64 (-6)	Henrik Stenson 130 (-10)	Henrik Stenson 199 (-11)
	Adam Scott 65 (-5)	Adam Scott 134 (-6)	Dustin Johnson 203 (-7)
	Billy Horschel 66 (-4)	Jordan Spieth 135 (-5)	Steve Stricker 205 (-5)
	Steve Stricker 66 (-4)	Billy Horschel 136 (-4)	Billy Horschel 206 (-4)
	Roberto Castro 67 (-3)	Dustin Johnson 136 (-4)	Zach Johnson 206 (-4)
		Justin Rose 136 (-4)	Justin Rose 206 (-4)
			Jordan Spieth 206 (-4)

CUT: No cut. All 30 players completed 72 holes.

WEATHER: Thursday: Mostly sunny. High of 82. Winds E at 5-10 mph shifting to SE. Friday: Partly cloudy and warmer. High of 86. Winds light and variable. Saturday: Rain beginning at 10:30

a.m. and continuing throughout the end of the round. High of 73. Winds S at 4-8 mph. Due to inclement weather, officials moved the first tee time to 7:30 a.m. (from 9:05 a.m.) and players teed off in threesomes rather than twosomes. Sunday: Partly cloudy and less humid. High of 82. Winds NNE at 4-8 mph.

Player	Pos.	Score	FedExCup Pts	Money
HENRIK STENSON	1	64-66-69-68267	2,500.00	\$1,440,000.00
Jordan Spieth	T2	68-67-71-64270	1,250.00	708,000.00
Steve Stricker	T2	66-71-68-65270	1,250.00	708,000.00
Webb Simpson	4	68-71-69-63271	750.00	384,000.00
Dustin Johnson	5	68-68-67-69272	550.00	320,000.00
Justin Rose	6	68-68-70-67273	500.00	288,000.00
Billy Horschel	T7	66-70-70-68274	437.50	264,000.00
Zach Johnson	T7	69-68-69-68274	437.50	264,000.00
Roberto Castro	T9	67-71-72-65275	375.00	227,733.34
Jason Dufner	T9	74-70-66-65275	375.00	227,733.33
Sergio Garcia	T9	68-71-69-67275	375.00	227,733.33
Keegan Bradley	T12	72-65-72-67276	312.50	200,000.00
Phil Mickelson	T12	71-67-70-68276	312.50	200,000.00
Jason Day	T14	68-74-68-67277	277.50	173,600.00
Jim Furyk	T14	70-68-73-66277	277.50	173,600.00

Player	Pos.	Score	FedExCup Pts	Money
Adam Scott	T14	65-69-74-69277	277.50	\$173,600.00
Nick Watney	T14	72-65-70-70277	277.50	173,600.00
Brendon de Jonge	T18	70-72-71-65278	262.50	158,400.00
Luke Donald	T18	70-70-67-71278	262.50	158,400.00
Hunter Mahan	T20	70-69-71-69279	252.50	152,000.00
Brandt Snedeker	T20	69-75-67-68279	252.50	152,000.00
Gary Woodland	T22	70-67-71-72280	242.50	145,600.00
Tiger Woods	T22	73-71-69-67280	242.50	145,600.00
Bill Haas	T24	70-69-69-74282	232.50	139,200.00
Kevin Streelman	T24	69-72-74-67282	232.50	139,200.00
Matt Kuchar	T26	69-74-69-71283	222.50	133,600.00
D.A. Points	T26	72-67-70-74283	222.50	133,600.00
Graham DeLaet	28	68-71-72-73284	215.00	131,200.00
Charl Schwartzel	29	68-79-77-66290	210.00	129,600.00
Boo Weekley	30	70-75-73-74292	205.00	128,000.00

TOUR Championship by Coca-Cola

2014



Billy Horschel

Atlanta, GA
East Lake GC

September 8-14, 2014

FedExCup Points: 2,500 (1st) Purse: \$8,000,000
Par/Yards: 35-35-70/7,307

LEADERS	First Round	Second Round	Third Round
	Billy Horschel 66 (-4)	Billy Horschel 132 (-8)	Billy Horschel 201 (-9)
	Chris Kirk 66 (-4)	Jason Day 134 (-6)	Rory McIlroy 201 (-9)
	Jason Day 67 (-3)	Chris Kirk 134 (-6)	Jim Furyk 203 (-7)
	Jim Furyk 67 (-3)	Rory McIlroy 134 (-6)	Jason Day 204 (-6)
	Patrick Reed 67 (-3)	Jim Furyk 136 (-4)	Rickie Fowler 204 (-6)
	Bubba Watson 67 (-3)	Kevin Na 136 (-4)	Justin Rose 204 (-6)
		Ryan Palmer 136 (-4)	
		Cameron Tringale 136 (-4)	

CUT: No cut. All 29 players completed 72 holes.

WEATHER: Thursday: Partly cloudy and warm. High of 88. Wind WSW at 7-12 mph. Friday:

Partly cloudy and warm. High in the upper 80s. Wind WNW at 5-10 mph. Saturday: Cloudy. High of 84. Wind NNW at 7-12 mph. Sunday: Mostly cloudy. High of 80. Wind ENE at 7-12 mph.

Player	Pos.	Score	FedExCup Pts	Money
BILLY HORSCHEL	1	66-66-69-68269	2,500.00	\$1,440,000.00
Jim Furyk	T2	67-69-67-69272	1,250.00	708,000.00
Rory McIlroy	T2	69-65-67-71272	1,250.00	708,000.00
Chris Kirk	T4	66-68-71-68273	600.00	343,333.34
Jason Day	T4	67-67-70-69273	600.00	343,333.33
Justin Rose	T4	72-66-66-69273	600.00	343,333.33
Ryan Palmer	7	69-67-69-69274	450.00	275,000.00
Rickie Fowler	8	69-68-67-71275	425.00	260,000.00
Sergio Garcia	T9	69-71-70-66276	375.00	231,666.67
Gary Woodland	T9	71-75-63-67276	375.00	231,666.67
Adam Scott	T9	69-72-65-70276	375.00	231,666.66
Russell Henley	12	70-68-67-72277	325.00	210,000.00
Matt Kuchar	13	68-71-69-70278	300.00	200,000.00
Bubba Watson	14	67-73-67-73280	285.00	190,000.00
Cameron Tringale	15	68-68-74-71281	280.00	180,000.00
Bill Haas	16	68-71-73-70282	275.00	\$175,000.00

Player	Pos.	Score	FedExCup Pts	Money
Brendon Todd	T17	70-75-72-66283	267.50	168,000.00
Jimmy Walker	T17	73-69-69-72283	267.50	168,000.00
Kevin Na	T19	70-66-75-73284	257.50	160,000.00
Patrick Reed	T19	67-74-74-69284	257.50	160,000.00
Zach Johnson	21	68-74-72-71285	250.00	154,000.00
Hideki Matsuyama	22	71-71-71-73286	245.00	150,000.00
Martin Kaymer	T23	73-69-73-73288	235.00	143,000.00
Hunter Mahan	T23	74-72-71-71288	235.00	143,000.00
Webb Simpson	T23	74-72-72-70288	235.00	143,000.00
John Senden	26	72-75-69-74290	225.00	138,000.00
Morgan Hoffmann	T27	70-73-73-76292	217.50	135,000.00
Jordan Spieth	T27	71-70-80-71292	217.50	135,000.00
Geoff Ogilvy	29	77-77-73-73300	210.00	132,000.00

Championship Summaries

TOUR Championship by Coca-Cola

2015



Jordan Spieth

Atlanta, GA
East Lake GC

September 21-27, 2015

FedExCup Points: 2,000 (first) Purse: \$8,250,000
Par/Yards: 35-35-70/7,307

LEADERS

First Round

Henrik Stenson	63 (-7)
Paul Casey	65 (-5)
Zach Johnson	66 (-4)
Rory McIlroy	66 (-4)
Steven Bowditch	68 (-2)
J.B. Holmes	68 (-2)
Brooks Koepka	68 (-2)
Kevin Na	68 (-2)
Brandt Snedeker	68 (-2)
Jordan Spieth	68 (-2)

Second Round

Henrik Stenson	131 (-9)
Jordan Spieth	134 (-6)
Paul Casey	135 (-5)
Zach Johnson	136 (-4)
Steven Bowditch	137 (-3)
Rory McIlroy	137 (-3)

Third Round

Jordan Spieth	202 (-8)
Henrik Stenson	203 (-7)
Paul Casey	206 (-4)
Rickie Fowler	206 (-4)
Zach Johnson	207 (-3)
Rory McIlroy	207 (-3)

CUT: No cut. 28 of 29 players completed 72 holes.

WEATHER: Thursday: Partly cloudy with a high of 88. Wind WSW at 7-12 mph. Friday: Mist and

drizzle in between showers. High of 68. Wind NNE at 10-15 mph. Saturday: Rain showers all day with a high of 71. ENE wind at 7-12 mph. Sunday: Cloudy with a high of 74. Wind E at 7-12 mph.

Player	Pos.	Score	FedExCup Pts	Money
JORDAN SPIETH	1	68-66-68-69	2712,000.00	\$1,485,000.00
Danny Lee	T2	69-72-69-65	275 866.66	618,750.00
Justin Rose	T2	70-68-71-66	275 866.66	618,750.00
Henrik Stenson	T2	63-68-72-72	275 866.66	618,750.00
Paul Casey	T5	65-70-71-70	276 400.00	302,500.00
Dustin Johnson	T5	69-72-71-64	276 400.00	302,500.00
Bubba Watson	T5	70-71-68-67	276 400.00	302,500.00
J.B. Holmes	T8	68-72-68-69	277 330.00	255,750.00
Zach Johnson	T8	66-70-71-70	277 330.00	255,750.00
Jason Day	T10	69-71-70-68	278 290.00	228,525.00
Matt Kuchar	T10	71-70-69-68	278 290.00	228,525.00
Daniel Berger	T12	69-73-68-70	280 238.00	196,350.00
Steven Bowditch	T12	68-69-73-70	280 238.00	196,350.00
Rickie Fowler	T12	69-70-67-74	280 238.00	196,350.00

Player	Pos.	Score	FedExCup Pts	Money
Hideki Matsuyama	T12	69-72-69-70	280 238.00	\$196,350.00
Rory McIlroy	T16	66-71-70-74	281 218.00	171,600.00
Kevin Na	T16	68-73-70-70	281 218.00	171,600.00
Sangmoon Bae	T18	73-70-72-69	284 206.00	160,050.00
Brooks Koepka	T18	68-74-72-70	284 206.00	160,050.00
Robert Streb	T18	75-75-69-65	284 206.00	160,050.00
Jimmy Walker	T18	73-71-74-66	284 206.00	160,050.00
Harris English	T22	71-76-71-67	285 192.00	148,500.00
Charley Hoffman	T22	73-72-70-70	285 192.00	148,500.00
Brandt Snedeker	T22	68-72-75-70	285 192.00	148,500.00
Scott Piercy	25	74-73-73-70	290 184.00	141,900.00
Bill Haas	26	72-73-72-76	293 180.00	138,600.00
Patrick Reed	27	72-74-77-71	294 176.00	136,950.00
Kevin Kisner	28	76-77-72-73	298 172.00	135,300.00

TOUR Championship

2016



Rory McIlroy

Atlanta, GA
East Lake GC

September 19-25, 2016

FedExCup Points: 2,000 (first) Purse: \$8,500,000
Par/Yards: 35-35-70/7,385

LEADERS

First Round

Kevin Chappell	66 (-4)
Dustin Johnson	66 (-4)
Hideki Matsuyama	66 (-4)
Jason Day	67 (-3)
Si Woo Kim	67 (-3)
Kevin Kisner	67 (-3)
Rory McIlroy	68 (-2)

Second Round

Dustin Johnson	133 (-7)
Kevin Chappell	134 (-6)
Kevin Kisner	137 (-3)
Hideki Matsuyama	137 (-3)
Paul Casey	138 (-2)
Rory McIlroy	138 (-2)
Ryan Moore	138 (-2)

Third Round

Kevin Chappell	202 (-8)
Dustin Johnson	202 (-8)
Rory McIlroy	204 (-6)
Ryan Moore	204 (-6)
Hideki Matsuyama	205 (-5)

CUT: No cut. 30 players started and 29 players completed 72 holes.

WEATHER: Thursday: Partly cloudy with a high of 89. Wind NNE at 6-12 mph. Friday: Clear skies with a high of 89. Wind N at 5-10 mph. Saturday: Hot and humid conditions with a high in the

lower 90s. Calm NNE wind reaching 5-10 mph in the afternoon. Sunday: Partly cloudy skies with temperatures in the lower 90s. Wind E at 5-10 mph.

Player	Pos.	Score	FedExCup Pts	Money
RORY MCILROY	1	68-70-66-64	2682,000.00	\$1,530,000.00
Kevin Chappell	T2	66-68-68-66	2681,000.00	752,250.00
Ryan Moore	T2	70-68-66-64	2681,000.00	752,250.00
Paul Casey	4	68-70-69-64	271 600.00	408,000.00
Hideki Matsuyama	5	66-71-68-69	274 440.00	340,000.00
Dustin Johnson	T6	66-67-69-73	275 380.00	297,500.00
Justin Thomas	T6	68-71-69-67	275 380.00	297,500.00
Jason Dufner	T8	73-67-66-70	276 330.00	263,500.00
Adam Scott	T8	69-71-71-65	276 330.00	263,500.00
Emiliano Grillo	T10	73-70-66-69	278 261.60	218,620.00
Si Woo Kim	T10	67-72-74-65	278 261.60	218,620.00
Charl Schwartzel	T10	74-67-66-71	278 261.60	218,620.00
Bubba Watson	T10	72-73-66-67	278 261.60	218,620.00
Gary Woodland	T10	72-70-69-67	278 261.60	218,620.00
Daniel Berger	T15	74-69-68-68	279 222.00	183,600.00

Player	Pos.	Score	FedExCup Pts	Money
Matt Kuchar	T15	69-73-68-69	279 222.00	\$183,600.00
Roberto Castro	T17	73-70-67-70	280 208.00	166,600.00
William McGirt	T17	77-69-66-68	280 208.00	166,600.00
Sean O'Hair	T17	74-68-73-65	280 208.00	166,600.00
Brandt Snedeker	T17	72-69-72-67	280 208.00	166,600.00
Jordan Spieth	T17	68-72-72-68	280 208.00	166,600.00
Phil Mickelson	22	74-72-69-66	281 196.00	156,400.00
Russell Knox	23	73-66-71-72	282 192.00	153,000.00
Patrick Reed	T24	73-70-70-70	283 186.00	147,900.00
Jhonattan Vegas	T24	70-73-71-69	283 186.00	147,900.00
Kevin Kisner	26	67-70-76-71	284 180.00	142,800.00
J.B. Holmes	27	73-71-70-72	286 176.00	141,100.00
Jimmy Walker	28	74-74-71-68	287 172.00	139,400.00
Kevin Na	29	77-74-72-70	293 168.00	137,700.00

The following players did not finish
(W=withdrew)

W-67-Jason Day.

Championship Summaries

TOUR Championship

2017



Xander Schauffele

Atlanta, GA
East Lake GC

September 18-24, 2017

FedExCup Points: 2,000 (first)
Par/Yards: 35-35-70/7,385

Purse: \$8,750,000

LEADERS	First Round	Second Round	Third Round
	Kyle Stanley 64 (-6)	Paul Casey 133 (-7)	Paul Casey 198 (-12)
	Daniel Berger 66 (-4)	Webb Simpson 133 (-7)	Kevin Kisner 200 (-10)
	Paul Casey 66 (-4)	Justin Thomas 133 (-7)	Xander Schauffele 200 (-10)
	Brooks Koepka 66 (-4)	Jon Rahm 134 (-6)	Brooks Koepka 203 (-7)
	Webb Simpson 66 (-4)	Patrick Reed 134 (-6)	Patrick Reed 203 (-7)
	Xander Schauffele 69 (-1)	Justin Rose 134 (-6)	Justin Thomas 203 (-7)
		Gary Woodland 134 (-6)	
		Xander Schauffele 135 (-5)	

CUT: No cut. All 30 players completed 72 holes.

WEATHER: Thursday: Partly cloudy with a high of 90. Wind NNE 4-8 mph. Friday: Partly cloudy with a high of 89. Wind ENE 4-8 mph. Saturday: Partly cloudy with a high of 87. Wind NE 5-10

mph. Sunday: Partly cloudy with a high of 85. Wind ENE 10-15 mph.

Player	Pos.	Score	FedExCup Pts	Money
XANDER SCHAUFFELE	1	69-66-65-68	2682,000.00	\$1,575,000.00
Justin Thomas	2	67-66-70-66	2691,200.00	945,000.00
Russell Henley	T3	67-71-67-65	270 650.00	511,875.00
Kevin Kisner	T3	68-68-64-70	270 650.00	511,875.00
Paul Casey	5	66-67-65-73	271 440.00	350,000.00
Brooks Koepka	6	66-69-68-69	272 400.00	315,000.00
Tony Finau	T7	68-71-68-66	273 340.00	280,000.00
Jon Rahm	T7	67-67-70-69	273 340.00	280,000.00
Jordan Spieth	T7	67-70-69-67	273 340.00	280,000.00
Sergio Garcia	T10	73-66-68-67	274 280.00	236,250.00
Matt Kuchar	T10	69-71-67-67	274 280.00	236,250.00
Justin Rose	T10	68-66-71-69	274 280.00	236,250.00
Patrick Reed	T13	69-65-69-72	275 234.00	208,250.00
Webb Simpson	T13	66-67-72-70	275 234.00	208,250.00
Daniel Berger	15	66-70-72-68	276 220.00	192,500.00

Player	Pos.	Score	FedExCup Pts	Money
Pat Perez	16	68-68-72-69	277 212.00	\$185,500.00
Jason Day	T17	69-67-68-74	278 200.00	176,750.00
Dustin Johnson	T17	68-69-69-72	278 200.00	176,750.00
Gary Woodland	19	67-67-71-74	279 188.00	171,500.00
Patrick Cantlay	T20	74-66-71-69	280 172.00	164,500.00
Jason Dufner	T20	68-67-73-72	280 172.00	164,500.00
Kyle Stanley	T20	64-73-70-73	280 172.00	164,500.00
Adam Hadwin	23	71-67-73-70	281 156.00	157,500.00
Brian Harman	T24	72-70-71-70	283 145.00	152,250.00
Marc Leishman	T24	71-71-69-72	283 145.00	152,250.00
Rickie Fowler	T26	73-74-70-69	286 133.00	146,125.00
Hideki Matsuyama	T26	75-68-73-70	286 133.00	146,125.00
Kevin Chappell	T28	76-72-72-69	289 121.00	142,625.00
Charley Hoffman	T28	73-73-71-72	289 121.00	142,625.00
Jhonattan Vegas	30	72-74-70-74	290 112.00	140,000.00

TOUR Championship

2018



Tiger Woods

Atlanta, GA
East Lake GC

September 17-23, 2018

FedExCup Points: 2,000 (first)
Par/Yards: 35-35-70/7,346

Purse: \$9,000,000

LEADERS	First Round	Second Round	Third Round
	Rickie Fowler 65 (-5)	Justin Rose 133 (-7)	Tiger Woods 198 (-12)
	Tiger Woods 65 (-5)	Tiger Woods 133 (-7)	Rory McIlroy 201 (-9)
	Justin Rose 66 (-4)	Rory McIlroy 135 (-5)	Justin Rose 201 (-9)
	Gary Woodland 66 (-4)	Patrick Cantlay 136 (-4)	Jon Rahm 204 (-6)
	Tony Finau 67 (-3)	Billy Horschel 136 (-4)	Kyle Stanley 204 (-6)
	Rory McIlroy 67 (-3)	Jon Rahm 136 (-4)	
	Justin Thomas 67 (-3)	Justin Thomas 136 (-4)	

CUT: No cut. All 30 players completed 72 holes.

WEATHER: Thursday: Sunny with a high of 93. Wind ESE at 5-10 mph. Friday: Sunny with a high of 91. Wind SE at 5-10 mph. Saturday: Partly cloudy with a high of 90. Wind SSE at 4-8 mph.

Sunday: Partly cloudy with a high of 90. Wind SE at 5-10 mph.

Player	Pos.	Score	FedExCup Pts	Money
TIGER WOODS	1	65-68-65-71 269	2,000.00	\$1,620,000.00
Billy Horschel	2	71-65-69-66 271	1,200.00	972,000.00
Dustin Johnson	3	69-70-67-67 273	760.00	621,000.00
Hideki Matsuyama	T4	72-66-71-65 274	460.00	372,000.00
Justin Rose	T4	66-67-68-73 274	460.00	372,000.00
Webb Simpson	T4	69-70-68-67 274	460.00	372,000.00
Rickie Fowler	T7	65-72-73-65 275	330.00	279,900.00
Rory McIlroy	T7	67-68-66-74 275	330.00	279,900.00
Xander Schauffele	T7	68-70-68-69 275	330.00	279,900.00
Justin Thomas	T7	67-69-70-69 275	330.00	279,900.00
Paul Casey	T11	68-71-66-71 276	252.00	225,450.00
Tommy Fleetwood	T11	69-69-70-68 276	252.00	225,450.00
Jon Rahm	T11	68-68-68-72 276	252.00	225,450.00
Gary Woodland	T11	66-72-68-70 276	252.00	225,450.00
Tony Finau	T15	67-71-67-72 277	212.00	190,800.00

Player	Pos.	Score	FedExCup Pts	Money
Kyle Stanley	T15	69-68-67-73 277	212.00	\$190,800.00
Aaron Wise	T15	70-69-67-71 277	212.00	190,800.00
Jason Day	18	68-73-69-68 278	196.00	180,000.00
Bryson DeChambeau	19	71-75-66-67 279	188.00	176,400.00
Cameron Smith	20	70-73-69-68 280	180.00	172,800.00
Patrick Cantlay	T21	71-65-76-69 281	160.00	163,800.00
Patton Kizzire	T21	71-71-68-71 281	160.00	163,800.00
Marc Leishman	T21	73-69-68-71 281	160.00	163,800.00
Francesco Molinari	T21	70-75-69-67 281	160.00	163,800.00
Kevin Na	25	72-68-72-71 283	142.00	154,800.00
Keegan Bradley	T26	73-73-69-69 284	133.00	150,300.00
Brooks Koepka	T26	69-78-67-70 284	133.00	150,300.00
Patrick Reed	28	72-74-72-71 289	124.00	147,600.00
Bubba Watson	29	70-72-73-75 290	118.00	145,800.00
Phil Mickelson	30	73-72-76-72 293	112.00	144,000.00

Championship Summaries

TOUR Championship

2019



Rory McIlroy

Atlanta, GA August 22-25, 2019
East Lake GC Par/Yards: 35-35--70 | 7,346

LEADERS	First Round	Second Round	Third Round
	T1 Brooks Koepka -10	1 Brooks Koepka -13	1 Brooks Koepka -15
	T1 Xander Schauffele -10	T2 Rory McIlroy -12	T2 Rory McIlroy -14
	T1 Justin Thomas -10	T2 Justin Thomas -12	T2 Xander Schauffele -14
	4 Rory McIlroy -9	4 Xander Schauffele -11	T4 Paul Casey -11
	T5 Matt Kuchar -8	5 Paul Casey -9	T4 Justin Thomas -11
	T5 Patrick Cantlay -8	6 Patrick Cantlay -7	

CUT: No cut. All 30 players completed 72 holes.

WEATHER: Thursday: Partly cloudy. High of 93. Wind SW 5-10 mph. Friday: Partly cloudy. High of 91. Wind WSW 10-15 mph. Due to inclement weather, round two was suspended from 4:07

p.m. until 5:33 p.m. (a delay of 1 hour, 26 minutes). Saturday: Partly cloudy with isolated showers and thunderstorms in the afternoon. High of 85. Wind ENE 4-8 mph. Play was suspended due to inclement weather at 4:17 p.m. and called for the day at 5:27 p.m. Sunday: The third round resumed at 8 a.m. Cloudy and cooler. High of 79. Wind E 7-15 mph.

Pos.	Player	Starting (Pos.)	Scores	Total	Finish
1	RORY MCILROY	-5 (5)	66 67 68 66	267	-18
2	Xander Schauffele	-4 (T6)	64 69 67 70	270	-14
T3	Brooks Koepka	-7 (3)	67 67 68 72	274	-13
T3	Justin Thomas	-10 (1)	70 68 71 68	277	-13
5	Paul Casey	-2 (T16)	66 67 68 72	273	-9
6	Adam Scott	-3 (T11)	68 70 71 66	275	-8
7	Tony Finau	-3 (T11)	70 69 70 67	276	-7
8	Chez Reavie	-1 (T21)	71 64 70 70	275	-6
T9	Kevin Kisner	-2 (T16)	71 70 68 68	277	-5
T9	Hideki Matsuyama	-3 (T11)	66 75 66 71	278	-5
T9	Patrick Reed	-6 (4)	70 70 73 68	281	-5
T12	Bryson DeChambeau	E (T26)	68 71 67 70	276	-4
T12	Jon Rahm	-4 (T6)	68 72 68 72	280	-4
14	Jason Kokrak	E (T26)	71 67 72 67	277	-3
15	Gary Woodland	-3 (T11)	68 73 69 71	281	-2
T16	Tommy Fleetwood	-1 (T21)	69 70 71 70	280	-1
T16	Webb Simpson	-4 (T6)	74 70 68 71	283	-1
T16	Matt Kuchar	-4 (T6)	66 72 71 74	283	-1
T19	Sungjae Im	-1 (T21)	67 71 73 70	281	E
T19	Rickie Fowler	-2 (T16)	71 71 70 70	282	E
T21	Louis Oosthuizen	E (T26)	70 71 70 70	281	+1
T21	Abraham Ancer	-4 (T6)	72 69 72 72	285	+1
T21	Patrick Cantlay	-8 (2)	70 71 75 73	289	+1
T24	Marc Leishman	-1 (T21)	71 73 72 67	283	+2
T24	Brandt Snedeker	-2 (T16)	73 72 67 72	284	+2
T26	Corey Connors	-1 (T21)	68 71 71 74	284	+3
T26	Justin Rose	-2 (T16)	68 74 71 72	285	+3
28	Charles Howell III	E (T26)	68 73 71 72	284	+4
T29	Lucas Glover	E (T26)	73 75 70 72	290	+10
T29	Dustin Johnson	-3 (T11)	73 72 75 73	293	+10

TOUR Championship Summaries

TOUR Championship

2020



Dustin Johnson

Atlanta, GA
East Lake GC

September 4-7, 2020

FedExCup Points: --
Par/Yards: 35-35-70/7,346

Purse: \$60,000,000

LEADERS	First Round:	Second Round:	Third Round:	
T1	Jon Rahm -13	1	Dustin Johnson -13	
T1	Dustin Johnson -13	2	Sungjae Im -12	
3	Justin Thomas -11	3	Xander Schauffele -11	
4	Rory McIlroy -9	4	Justin Thomas -10	
5	Abraham Ancer -7		4	Jon Rahm -13

CUT: No cut. All 30 players completed 72 holes.

reaching into the mid-80s. Wind ENE 10-15 mph. Sunday: Sunny. High of 86. Wind E 5-10 mph.

WEATHER: Thursday: Partly cloudy with a high of 92. Wind WNW 10-15 mph. Friday: Mostly sunny, less humid with a high of 87. Wind N 6-12 mph. Saturday: Sunny skies with temperatures

Player	Pos.	Score	**Total	Starting FedExCup Strokes
DUSTIN JOHNSON	1	67 70 64 68	-21	-10
Xander Schauffele	T2	67 65 67 66	-18	-3
Justin Thomas	T2	66 71 66 66	-18	-7
Jon Rahm	4	65 74 66 66	-17	-8
Scottie Scheffler	5	71 66 66 65	-14	-2
Collin Morikawa	6	71 65 67 69	-13	-5
Tyrrell Hatton	7	67 66 71 66	-12	-2
Rory McIlroy	T8	64 71 70 67	-11	-3
Sebastián Muñoz	T8	71 65 70 66	-11	-3
Patrick Reed	T8	71 66 70 65	-11	-3
Sungjae Im	11	68 64 72 70	-10	-4
Harris English	T12	70 69 69 67	-9	-4
Webb Simpson	T12	70 71 68 68	-9	-6
Mackenzie Hughes	14	70 69 66 67	-8	-
Daniel Berger	T15	69 71 64 73	-7	-4
Hideki Matsuyama	T15	70 70 67 70	-7	-4
Tony Finau	17	68 71 66 71	-6	-2
Abraham Ancer	T18	64 71 69 72	-5	-1
Lanto Griffin	T18	67 69 69 72	-5	-2
Viktor Hovland	T20	69 69 68 70	-4	-
Brendon Todd	T20	67 68 70 74	-4	-3
Bryson DeChambeau	22	72 69 69 71	-3	-4
Kevin Kisner	23	72 68 69 71	-1	-1
Cameron Champ	T24	68 71 70 71	E	-
Cameron Smith	T24	68 68 73 71	E	-
Ryan Palmer	T24	72 72 70 67	E	-1
Kevin Na	T27	69 70 71 72	1	-1
Joaquin Niemann	T27	72 72 67 72	1	-2
Marc Leishman	29	66 75 73 69	2	-1
Billy Horschel	30	70 73 71 70	4	-

** - Total includes Starting FedExCup Strokes

FedExCup Playoffs Championship Summaries



Jon Rahm will make his fifth consecutive TOUR Championship appearance in 2021

THE NORTHERN TRUST Summaries

2007



Steve Stricker

Westchester Country Club August 23-26, 2007
Harrison, NY

FedExCup Points: 50,000
Par/Yards: 36-35--71/6,839

Purse: \$7,000,000

LEADERS		First Round	Second Round	Third Round
	Rory Sabbatini.....	63 (-8)	K.J. Choi.....	130 (-12)
	K.J. Choi.....	64 (-7)	Rich Beem.....	132 (-10)
	Rich Beem.....	64 (-7)	Steve Stricker.....	134 (-8)
	Brian Gay.....	65 (-6)	Geoff Ogilvy.....	134 (-8)
	Steve Flesch.....	65 (-6)	Rory Sabbatini.....	134 (-8)
	Carl Pettersson.....	65 (-6)	Kenny Perry.....	136 (-6)
	Ernie Els.....	65 (-6)	Anthony Kim.....	136 (-6)
	Steve Stricker.....	67 (T11)	Ernie Els.....	136 (-6)
			Sergio Garcia.....	136 (-6)
			Retief Goosen.....	136 (-6)
			Adam Scott.....	136 (-6)
			Bill Haas.....	136 (-6)
				Steve Stricker.....
				199 (-14)
				K.J. Choi.....
				200 (-13)
				Hunter Mahan.....
				201 (-12)
				Rich Beem.....
				201 (-12)
				Woody Austin.....
				203 (-10)
				Geoff Ogilvy.....
				203 (-10)

CUT: 75 players at even-par 140 from a field of 138 professionals.

par-71 Westchester Country Club course record held by Dan Sikes, Jim Wright and Peter Jacobsen.

NOTEWORTHY: Steve Stricker won his first PGA TOUR event since 2001 at the first event in the PGA TOUR Playoffs for the FedExCup. Stricker birdied four of the final five holes in the final round to overtake K.J. Choi. Stricker jumped to No. 1 in the FedExCup points standings with the victory. Hunter Mahan's third-round 62 tied the

WEATHER: Thursday: Mostly cloudy with a high of 72 degrees. Friday: Partly cloudy with dense early-morning fog. High of 82. Saturday: Warmer and humid, with a high of 90. Sunday: Mostly cloudy with a high of 83.

Player	Pos.	Score	FedEx Pts/ Money
STEVE STRICKER ..	1	67-67-65-69 268	9,000/\$1,260,000.00
K.J. Choi.....	2	64-66-70-70 270	5,400 756,000.00
Rory Sabbatini.....	3	63-71-69-68 271	3,400 476,000.00
Mark Calcavecchia ..	T4	67-75-65-65 272	2,067 289,333.34
Ernie Els.....	T4	65-71-68-68 272	2,067 289,333.33
Geoff Ogilvy.....	T4	68-66-69-69 272	2,067 289,333.33
Rich Beem.....	T7	64-68-69-72 273	1,613 225,750.00
Phil Mickelson.....	T7	67-70-69-67 273	1,613 225,750.00
Robert Garrigus.....	T9	70-70-68-66 274	1,350 189,000.00
Jerry Kelly.....	T9	67-70-69-68 274	1,350 189,000.00
Ian Poulter.....	T9	70-67-70-67 274	1,350 189,000.00
Woody Austin.....	T12	69-68-66-72 275	1,100 154,000.00
Steve Flesch.....	T12	65-72-67-71 275	1,100 154,000.00
Justin Rose.....	T14	70-68-70-68 276	900 126,000.00
Adam Scott.....	T14	67-69-72-68 276	900 126,000.00
Heath Slocum.....	T14	66-73-67-70 276	900 126,000.00
Tim Clark.....	T17	69-68-72-68 277	725 101,500.00
Bob Heintz.....	T17	69-73-70-65 277	725 101,500.00
Anthony Kim.....	T17	68-68-71-70 277	725 101,500.00
Hunter Mahan.....	T17	70-69-62-76 277	725 101,500.00
Ryan Armour.....	T21	72-67-70-69 278	540 75,600.00
Arron Oberholser ..	T21	67-70-68-73 278	540 75,600.00
Tim Petrovic.....	T21	69-69-68-72 278	540 75,600.00
Camilo Villegas.....	T21	68-70-73-67 278	540 75,600.00
Aaron Baddeley.....	T25	71-67-70-71 279	350 49,035.00
Stewart Cink.....	T25	72-67-73-67 279	350 49,035.00

Player	Pos.	Score	FedEx Pts/ Money
Jason Dufner.....	T25	73-69-68-69 279	350 \$49,035.00
Jim Furyk.....	T25	70-69-71-69 279	350 49,035.00
Sergio Garcia.....	T25	69-67-70-73 279	350 49,035.00
Zach Johnson.....	T25	68-71-70-70 279	350 49,035.00
Sean O'Hair.....	T25	73-69-69-68 279	350 49,035.00
Kenny Perry.....	T25	69-67-68-75 279	350 49,035.00
Brett Quigley.....	T25	67-73-72-67 279	350 49,035.00
Nick Watney.....	T25	70-72-68-69 279	350 49,035.00
Padraig Harrington	T35	71-68-70-71 280	241 33,775.00
Matt Kuchar.....	T35	69-68-69-74 280	241 33,775.00
Nick O'Hern.....	T35	71-66-70-73 280	241 33,775.00
Rod Pamplung.....	T35	69-72-69-70 280	241 33,775.00
Scott Verplank.....	T35	68-71-69-72 280	241 33,775.00
Boo Weekley.....	T35	71-67-72-70 280	241 33,775.00
Briny Baird.....	T41	66-75-71-69 281	175 24,500.00
Brian Gay.....	T41	65-73-72-71 281	175 24,500.00
J.B. Holmes.....	T41	76-66-65-74 281	175 24,500.00
Doug LaBelle II.....	T41	69-73-71-68 281	175 24,500.00
Frank Lickliter II ..	T41	71-69-70-71 281	175 24,500.00
Davis Love III.....	T41	69-69-72-71 281	175 24,500.00
Mike Weir.....	T41	69-73-72-67 281	175 24,500.00
Fred Funk.....	T48	71-69-73-69 282	126 17,593.34
Tim Herron.....	T48	71-70-71-70 282	126 17,593.34
Paul Goydos.....	T48	71-69-66-76 282	126 17,593.33
Bill Haas.....	T48	68-68-72-74 282	126 17,593.33
Charley Hoffman ..	T48	69-72-70-71 282	126 17,593.33

Player	Pos.	Score	FedEx Pts/ Money
Troy Matteson.....	T48	70-71-70-71 282	126 \$17,593.33
Brian Davis.....	T54	68-71-70-74 283	114 15,890.00
J.P. Hayes.....	T54	75-67-71-70 283	114 15,890.00
Fredrik Jacobson ..	T54	70-67-77-69 283	114 15,890.00
Cliff Kresge.....	T54	69-70-72-72 283	114 15,890.00
Corey Pavin.....	T54	68-73-72-70 283	114 15,890.00
John Rollins.....	T54	71-71-70-71 283	114 15,890.00
Joe Durant.....	T60	71-69-72-72 284	108 15,120.00
Retief Goosen.....	T60	68-68-74-74 284	108 15,120.00
Vaughn Taylor.....	T60	71-71-77-65 284	108 15,120.00
D.J. Trahan.....	T60	73-68-70-73 284	108 15,120.00
Dean Wilson.....	T60	74-68-68-74 284	108 15,120.00
Bart Bryant.....	T65	72-70-70-73 285	104 14,490.00
Andrew Buckle.....	T65	71-69-71-74 285	104 14,490.00
Bob Estes.....	T65	70-72-71-72 285	104 14,490.00
Johnson Wagner ..	T65	73-69-76-67 285	104 14,490.00
Nathan Green.....	T69	72-70-74-70 286	101 14,070.00
Steve Marino.....	T69	72-69-74-71 286	101 14,070.00
Jason Gore.....	T71	72-67-75-73 287	99 13,860.00
Jeff Maggert.....	T72	66-73-73-76 288	97 13,580.00
John Mallinger.....	T72	68-72-74-74 288	97 13,580.00
Carl Pettersson.....	T72	65-72-74-77 288	97 13,580.00
Rocco Mediate.....	T75	69-73-74-74 290	95 13,300.00

(Q)=Open Qualifier, (S)=Sponsor Exemption; T= Tie

The following players did not finish (C=cut, W=withdrew)

C-143-Angel Cabrera, Alex Cejka, Luke Donald, Steve Elkington, Lucas Glover, Anders Hansen, Ryan Moore, Charles Warren, Bubba Watson, **144**-Steve Allan, Brian Bateman, Mathew Goggin, John Merrick, Kevin Na, Jeff Overton, Jesper Parnevik, David Toms, Bo Van Pelt, Charlie Wi, Mark Wilson, **145**-Billy Andrade, Chad Campbell, Tom Lehman, Shigeki Maruyama, Billy Mayfair, Shaun Micheal, Tom Pernice, Jr., Brandt Snedeker, **146**-Jonathan Byrd, Chris DiMarco, Craig Kanada, Justin Leonard, Will MacKenzie, John Senden, Vijay Singh, Bob Tway, Brett Wetterich, **147**-Jeff Gove, J.J. Henry, Ryuji Imada, George McNeill, Pat Perez, Ted Purdy, **148**-Robert Allenby, Ken Duke, Trevor Immelman, Henrik Stenson, Kevin Sutherland, **149**-Stuart Appleby, Ben Curtis, Michael Putnam, **150**-Tommy Armour III, Jose Coceres, Harrison Frazar, Charles Howell III, Joe Ogilvie, Jeff Quinney, **151**-Peter Lonard, **153**-Kevin Stadler, **159**-Daniel Chopra. **W**-Gavin Coles, **76**-Stephen Leaney, Tripp Isenhour.

THE NORTHERN TRUST Summaries

2008



Vijay Singh

Ridgewood Country Club August 21-24, 2008
Paramus, NJ

FedExCup Points: 190,000
Par/Yards: 35-36--71/7,319

Purse: \$7,000,000

LEADERS

First Round

Hunter Mahan.....	62 (-9)
Paul Casey.....	66 (-5)
Kevin Streelman.....	67 (-4)
Matthew Goggin.....	67 (-4)
Charley Hoffman.....	67 (-4)
Dudley Hart.....	67 (-4)
Vijay Singh.....	70 (T25)

Second Round

Steve Stricker.....	132 (-10)
Hunter Mahan.....	135 (-7)
Dudley Hart.....	136 (-6)
Angel Cabrera.....	136 (-6)
Kenny Perry.....	136 (-6)
Vijay Singh.....	140 (T21)

Third Round

Kevin Streelman.....	205 (-8)
Vijay Singh.....	206 (-7)
Mike Weir.....	206 (-7)
Paul Casey.....	206 (-7)
Sergio Garcia.....	206 (-7)
Five Players.....	208 (-5)

CUT: 36-hole cut of 72 players at 1-over-par 143 from a field of 135 professionals.

NOTEWORTHY: Vijay Singh won The Barclays for the fourth time in his career with a playoff victory over Kevin Sutherland and Sergio Garcia. Sutherland was eliminated on the first playoff hole as Singh and Garcia both made birdie putts of more than 26 feet. Singh won on the following hole over Garcia with a tap-in birdie on the par-5 17th hole.

WEATHER: Thursday: Cool start to the day, with a low of 55. Highs in the low 80s with wind from the SE 5-10 mph. Friday: More of the same with lows in the high 50s and the high reaching 83 and similar wind to Thursday. Saturday: Partly cloudy and warm with highs reaching 84. Sunday: Patchy morning fog, warm sunny skies breaking through. S-SW wind from 5-10 mph. Low was 62 degrees with the high reaching 83.

Player	Pos.	Score	FedEx Pts/ Money
VIJAY SINGH#.....	1	70-70-66-70	276 11,000 \$1,260,000.00
Sergio Garcia.....	T2	70-67-69-70	276 6,400 616,000.00
Kevin Sutherland.....	T2	70-69-69-68	276 6,400 616,000.00
Mathew Goggin.....	T4	67-74-69-67	277 4,067 289,333.34
Ben Curtis.....	T4	71-68-70-68	277 4,067 289,333.33
Kevin Streelman.....	T4	67-70-68-72	277 4,067 289,333.33
Paul Casey.....	T7	66-71-69-72	278 3,455 203,700.00
Martin Laird.....	T7	70-69-72-67	278 3,455 203,700.00
Justin Leonard.....	T7	70-70-71-67	278 3,455 203,700.00
Nicholas Thompson	T7	75-68-68-67	278 3,455 203,700.00
Mike Weir.....	T7	72-67-67-72	278 3,455 203,700.00
K.J. Choi.....	T12	74-69-68-68	279 2,921 129,000.00
Ken Duke.....	T12	72-71-67-69	279 2,921 129,000.00
Jim Furyk.....	T12	70-71-68-70	279 2,921 129,000.00
Dudley Hart.....	T12	67-69-73-70	279 2,921 129,000.00
Anthony Kim.....	T12	70-67-72-70	279 2,921 129,000.00
Scott Verplank.....	T12	73-70-67-69	279 2,921 129,000.00
Bubba Watson.....	T12	68-70-71-70	279 2,921 129,000.00
Stuart Appleby.....	T19	71-70-68-71	280 2,606 84,840.00
Angel Cabrera.....	T19	69-67-72-72	280 2,606 84,840.00
Jerry Kelly.....	T19	72-70-71-67	280 2,606 84,840.00
Phil Mickelson.....	T19	70-70-72-68	280 2,606 84,840.00
Steve Stricker.....	T19	68-64-77-71	280 2,606 84,840.00
Glen Day.....	T24	70-71-70-70	281 2,396 55,400.00
Tim Herron.....	T24	69-71-73-68	281 2,396 55,400.00

Player	Pos.	Score	FedEx Pts/ Money
J.B. Holmes.....	T24	71-71-73-66	281 2,396 55,400.00
Jesper Parnevik.....	T24	68-72-72-69	281 2,396 55,400.00
Rory Sabbatini.....	T24	70-70-72-69	281 2,396 55,400.00
Patrick Sheehan.....	T24	69-70-70-72	281 2,396 55,400.00
Mark Wilson.....	T24	72-70-71-68	281 2,396 55,400.00
Jason Day.....	T31	74-68-66-74	282 2,284 39,700.00
Hunter Mahan.....	T31	62-73-74-73	282 2,284 39,700.00
Billy Mayfair.....	T31	70-70-73-69	282 2,284 39,700.00
George McNeill.....	T31	68-70-73-71	282 2,284 39,700.00
Kevin Na.....	T31	72-70-68-72	282 2,284 39,700.00
John Senden.....	T31	71-70-72-69	282 2,284 39,700.00
Jay Williamson.....	T31	74-68-70-70	282 2,284 39,700.00
Robert Allenby.....	T38	69-73-66-75	283 2,190 26,600.00
Eric Axley.....	T38	78-65-68-72	283 2,190 26,600.00
Stewart Cink.....	T38	73-70-70-70	283 2,190 26,600.00
Tim Clark.....	T38	70-69-73-71	283 2,190 26,600.00
Brian Davis.....	T38	69-74-70-70	283 2,190 26,600.00
Charley Hoffman.....	T38	67-71-74-71	283 2,190 26,600.00
John Merrick.....	T38	69-71-70-73	283 2,190 26,600.00
Jeff Overton.....	T38	74-67-68-74	283 2,190 26,600.00
Tim Petrovic.....	T38	71-72-69-71	283 2,190 26,600.00
Brett Quigley.....	T38	71-69-71-72	283 2,190 26,600.00
Briny Baird.....	T48	69-71-69-75	284 2,124 17,400.00
Justin Bolli.....	T48	71-71-72-70	284 2,124 17,400.00
Lee Janzen.....	T48	71-69-72-72	284 2,124 17,400.00

Player	Pos.	Score	FedEx Pts/ Money
John Mallinger.....	T48	70-73-69-72	284 2,124 \$17,400.00
Kenny Perry.....	T48	69-67-72-76	284 2,124 17,400.00
Carl Pettersson.....	T48	72-70-71-71	284 2,124 17,400.00
Dean Wilson.....	T48	72-70-67-75	284 2,124 17,400.00
Rich Beem.....	T55	68-74-71-72	285 2,112 15,680.00
Jonathan Byrd.....	T55	72-70-73-70	285 2,112 15,680.00
Steve Elkington.....	T55	71-71-71-72	285 2,112 15,680.00
Lucas Glover.....	T55	70-70-75-70	285 2,112 15,680.00
Bill Haas.....	T55	71-68-71-75	285 2,112 15,680.00
J.J. Henry.....	T55	70-72-74-69	285 2,112 15,680.00
Andres Romero.....	T55	72-68-77-68	285 2,112 15,680.00
Ryan Palmer.....	T62	69-69-72-76	286 2,108 15,050.00
Nick Watney.....	T62	71-69-75-71	286 2,108 15,050.00
Frank Lickliter II.....	64	71-71-71-74	287 2,106 14,840.00
Michael Allen.....	T65	73-67-75-73	288 2,104 14,560.00
Chad Campbell.....	T65	71-72-69-76	288 2,104 14,560.00
Charlie Wi.....	T65	72-71-72-73	288 2,104 14,560.00
Richard S. Johnson.....	T68	74-69-74-72	289 2,102 14,210.00
Brandt Snedeker.....	T68	71-71-73-74	289 2,102 14,210.00
Trevor Immelman.....	70	70-71-76-73	290 2,100 14,000.00
Bo Van Pelt.....	71	67-74-70-80	291 2,099 13,860.00
Paul Goydos.....	72	70-72-77-76	295 2,098 13,720.00

Won with a birdie-4 on the second playoff hole (17th). Sutherland eliminated on the first playoff hole (18th) when Singh and Garcia made birdies.

The following players did not finish (C=cut, W=withdrew)

C-144-Woody Austin, Aaron Baddeley, Ernie Els, Steve Flesch, Jason Gore, Nathan Green, Dustin Johnson, Greg Kraft, Cliff Kresge, Matt Kuchar, Tom Lehman, Troy Matteson, Jon Mills, Sean O'Hair, Tom Pernice, Jr., Jeff Quinney, John Rollins, Heath Slocum, Camilo Villegas, **145**-Stephen Ames, Daniel Chopra, Brian Gay, Padraig Harrington, Charles Howell III, Zach Johnson, Geoff Ogilvy, Corey Pavin, Ian Poulter, David Toms, Boo Weekley, **146**-Shane Bertsch, Retief Goosen, Steve Marino, Johnson Wagner, **147**-Fred Couples, Ben Crane, James Driscoll, Rocco Mediate, Joe Ogilvie, Rod Pampling, Chez Reavie, D.J. Trahan, **148**-Brad Adamonis, Tommy Armour III, Bart Bryant, Fredrik Jacobson, Peter Lonard, Steve Lowery, Scott McCarron, Parker McLachlin, **149**-Mark Calcavecchia, Chris DiMarco, Matt Jones, Nick O'Hern, Pat Perez, Vaughn Taylor, **150**-Michael Letzig, Adam Scott, **151**-Ryuji Imada, Charles Warren, **152**-Joe Durant, Tim Wilkinson, **154**-Ryan Moore.

THE NORTHERN TRUST Summaries

2009



Heath Slocum

Liberty National
Jersey City, NJ

August 27-30, 2009

FedExCup Points: 2,500 (1st)
Par/Yards: 36-35-71/7,419

Purse: \$7,500,000

LEADERS	First Round	Second Round	Third Round
	Paul Goydos..... 65 (-6)	Webb Simpson..... 134 (-8)	Paul Goydos..... 208 (-9)
	Steve Marino..... 65 (-6)	Paul Goydos..... 136 (-6)	Steve Marino..... 208 (-9)
	Sergio Garcia..... 65 (-6)	Steve Marino..... 136 (-6)	Fredrik Jacobson..... 210 (-7)
	Webb Simpson..... 66 (-5)	Fredrik Jacobson..... 138 (-4)	Webb Simpson..... 210 (-7)
	Fredrik Jacobson..... 66 (-5)	Heath Slocum..... 138 (-4)	Steve Stricker..... 211 (-6)
	Heath Slocum..... 66 (-5)	Ian Poulter..... 139 (-3)	Heath Slocum..... 212 (-5)
	Charley Hoffman..... 66 (-5)	Steve Stricker..... 139 (-3)	Tiger Woods..... 213 (-4)
		Richard S. Johnson..... 139 (-3)	Zach Johnson..... 213 (-4)
			Padraig Harrington..... 213 (-4)
			Matt Kuchar..... 213 (-4)
			Ian Poulter..... 213 (-4)

CUT: 77 players at 5-over-147 from a field of 124 professionals. (Paul Casey withdrew prior to play with an injury.)

WEATHER: Thursday: Partly cloudy and cool in the morning and sunny in the afternoon with a high near 80 degrees. N-NE winds at 6-12 mph, shifting to SE later in the day. Friday: Showers throughout the day. A total of 2 inches of rain fell. Cold and blustery conditions with high of 70. Easterly winds at 6-12

mph in the morning and 10-20 mph in the afternoon. Saturday: Due to the weather forecast for rain overnight and early Saturday morning, tee times were delayed to 10:48 a.m., with three somes off No. 1 and No. 10. Sunday: Light rain in the morning before 7a.m. The sun broke through at midmorning. High of 85. Winds W 12-22 mph.

Player	Pos.	Score	FedEx Pts/ Money
HEATH SLOCUM..... 1	66-72-70-67	275	2,500.00 \$1,350,000.00
Ernie Els..... T2	72-68-70-66	276	950.00 495,000.00
Padraig Harrington..... T2	67-75-67-67	276	950.00 495,000.00
Steve Stricker..... T2	69-70-68-69	276	950.00 495,000.00
Tiger Woods..... T2	70-72-67-67	276	950.00 495,000.00
Fredrik Jacobson..... T6	66-72-68-71	277	475.00 260,625.00
Nick Watney..... T6	68-73-69-67	277	475.00 260,625.00
Webb Simpson..... 8	66-68-72-72	278	425.00 232,500.00
Paul Goydos..... T9	65-71-68-75	279	375.00 202,500.00
Ian Poulter..... T9	67-72-70-70	279	375.00 202,500.00
Scott Verplank..... T9	73-70-68-68	279	375.00 202,500.00
Jason Day..... T12	70-73-70-67	280	303.33 157,500.00
Brian Gay..... T12	70-72-71-67	280	303.33 157,500.00
Brandt Snedeker..... T12	72-75-67-66	280	303.33 157,500.00
Robert Allenby..... T15	68-75-69-69	281	270.00 120,000.00
Jim Furyk..... T15	69-73-70-69	281	270.00 120,000.00
Dustin Johnson..... T15	70-74-73-64	281	270.00 120,000.00
Steve Marino..... T15	65-71-68-77	281	270.00 120,000.00
Greg Owen..... T15	71-74-65-71	281	270.00 120,000.00
Lee Janzen..... T20	68-75-70-69	282	247.50 87,375.00
Hunter Mahan..... T20	72-72-68-70	282	247.50 87,375.00
Troy Matteson..... T20	71-71-69-71	282	247.50 87,375.00
Y.E. Yang..... T20	71-72-68-71	282	247.50 87,375.00
Jonathan Byrd..... T24	72-74-67-70	283	227.50 63,937.50
Tim Clark..... T24	71-70-71-71	283	227.50 63,937.50
Bill Haas..... T24	72-70-69-72	283	227.50 63,937.50

Player	Pos.	Score	FedEx Pts/ Money
Kevin Na..... T24	73-72-71-67	283	227.50 \$63,937.50
Stewart Cink..... T28	70-72-71-71	284	210.00 53,250.00
Zach Johnson..... T28	70-72-67-75	284	210.00 53,250.00
Matt Kuchar..... T28	68-73-68-75	284	210.00 53,250.00
Luke Donald..... T31	73-69-73-70	285	177.50 39,900.00
Sergio Garcia..... T31	65-76-74-70	285	177.50 39,900.00
Charley Hoffman..... T31	66-74-71-74	285	177.50 39,900.00
J.B. Holmes..... T31	73-73-69-70	285	177.50 39,900.00
Richard S. Johnson..... T31	68-71-73-73	285	177.50 39,900.00
Justin Leonard..... T31	68-75-72-70	285	177.50 39,900.00
D.A. Points..... T31	70-71-74-70	285	177.50 39,900.00
David Toms..... T31	67-75-71-72	285	177.50 39,900.00
Bo Van Pelt..... T31	70-74-66-75	285	177.50 39,900.00
Mike Weir..... T31	71-71-72-71	285	177.50 39,900.00
Fred Couples..... T41	71-76-69-70	286	140.00 27,750.00
Ben Crane..... T41	74-73-69-70	286	140.00 27,750.00
Rod Pampling..... T41	68-73-69-76	286	140.00 27,750.00
Justin Rose..... T41	73-72-69-72	286	140.00 27,750.00
Boo Weekley..... T41	75-70-74-67	286	140.00 27,750.00
Chad Campbell..... T46	72-75-70-70	287	112.50 20,400.00
Bob Estes..... T46	73-74-70-70	287	112.50 20,400.00
Davis Love III..... T46	70-75-72-70	287	112.50 20,400.00
John Mallinger..... T46	74-72-70-71	287	112.50 20,400.00
Tim Petrovic..... T46	69-76-74-68	287	112.50 20,400.00
Chris Riley..... T46	72-75-70-70	287	112.50 20,400.00
Harrison Frazer..... T52	73-71-72-72	288	82.50 17,400.00

Player	Pos.	Score	FedEx Pts/ Money
Jerry Kelly..... T52	72-74-76-66	288	82.50 \$17,400.00
Anthony Kim..... T52	75-71-71-71	288	82.50 17,400.00
Phil Mickelson..... T52	70-75-74-69	288	82.50 17,400.00
Kenny Perry..... T52	71-75-71-71	288	82.50 17,400.00
Kevin Sutherland..... T52	69-76-75-68	288	82.50 17,400.00
Cameron Beckman..... T58	70-72-74-73	289	52.50 16,425.00
Daniel Chopra..... T58	77-69-71-72	289	52.50 16,425.00
James Nitties..... T58	71-75-73-70	289	52.50 16,425.00
Adam Scott..... T58	75-72-72-70	289	52.50 16,425.00
Kevin Streelman..... T58	68-78-69-74	289	52.50 16,425.00
Mark Wilson..... T58	72-75-72-70	289	52.50 16,425.00
Bill Lunde..... T64	70-73-71-76	290	30.00 15,750.00
John Senden..... T64	72-73-71-74	290	30.00 15,750.00
Vaughn Taylor..... T64	71-76-69-74	290	30.00 15,750.00
J.J. Henry..... T67	72-73-74-72	291	15.00 15,300.00
Brett Quigley..... T67	70-77-72-72	291	15.00 15,300.00
Charlie Wi..... T67	73-73-73-72	291	15.00 15,300.00
Retief Goosen..... T70	70-74-74-74	292	4.90 14,850.00
Charles Howell III..... T70	76-70-72-74	292	4.90 14,850.00
Ryan Moore..... T70	68-78-77-69	292	4.90 14,850.00
Alex Cejka..... T73	71-72-77-73	293	4.60 14,400.00
Jeff Overton..... T73	72-71-77-73	293	4.60 14,400.00
John Rollins..... T73	71-73-73-76	293	4.60 14,400.00
Joe Ogilvie..... T76	73-72-78-76	299	4.40 14,100.00
Todd Hamilton..... T77	71-74-79-76	300	4.30 13,950.00

The following players did not finish (C=cut, W=withdrew)

C-148-Matt Bettencourt, Jason Bohn, Mark Calcavecchia, Nathan Green, George McNeill, John Merrick, Bubba Watson, **149**-Stephen Ames, K.J. Choi, Scott McCarron, Bryce Molder, Rory Sabbatini, **150**-Aaron Baddeley, Briny Baird, James Driscoll, Jason Dufner, Robert Garrigus, Jeff Maggert, Geoff Ogilvy, Vijay Singh, Kevin Stadler, D.J. Trahan, **151**-Brian Davis, Jeff Klauk, Marc Leishman, Pat Perez, **152**-Michael Allen, Woody Austin, Angel Cabrera, Tim Herron, **153**-Nick O'Hern, Ted Purdy, **154**-David Mathis, Sean O'Hair, Scott Piercy, **156**-Greg Chalmers, Lucas Glover, Ryuji Imada, Jeff Quinney, **157**-Chris DiMarco, **158**-Roland Thatcher, **159**-Ben Curtis. **W-78**-Mathew Goggin, **77**-Chris Stroud, **75**-Camilo Villegas, **69**-Michael Letzig, **D-72**-Steve Flesch.

THE NORTHERN TRUST Summaries

2010



Matt Kuchar

**Ridgewood CC
Paramus, NJ**

August 23-29, 2010

**FedExCup Points: 2,500 (1st)
Par/Yards: 35-36--71/ 7,319**

Purse: \$7,500,000

LEADERS		First Round	Second Round	Third Round	
	Vaughn Taylor.....	65 (-6)	Jason Day.....	134 (-8)	
	Tiger Woods.....	65 (-6)	Kevin Strelman.....	135 (-7)	
	Brian Gay.....	66 (-5)	Vaughn Taylor.....	135 (-7)	
	Ryan Palmer.....	66 (-5)	Stewart Cink.....	136 (-6)	
	Adam Scott.....	66 (-5)	Martin Laird.....	136 (-6)	
	Matt Kuchar.....	68 (T20)	John Senden.....	136 (-6)	
			Matt Kuchar.....	137 (-5)	
				Martin Laird.....	201 (-12)
				Jason Day.....	204 (-9)
				Dustin Johnson.....	204 (-9)
				Adam Scott.....	205 (-8)
				Matt Kuchar.....	206 (-7)
				Ryan Palmer.....	206 (-7)
				Justin Rose.....	206 (-7)
				John Senden.....	206 (-7)
				Kevin Strelman.....	206 (-7)
				Vaughn Taylor.....	206 (-7)

CUT: 72 players at even-par 142 from a field of 121 professionals.

WEATHER: Partly sunny Thursday. High of 83. Winds NW at 8-20 mph. Players were allowed preferred lies in closely mown areas due to heavy rains in recent

days. Sunny Friday, with comfortable temperatures and low humidity. High near 80, with NW winds at 6-12mph. Sunny and pleasant Saturday. High in the low-80s. Winds NNW at 4-8 mph. Sunny Sunday. High in the lower-90s. Winds WNW at 5-10 mph.

Player	Pos.	Score	FedEx Pts/ Money
MATT KUCHAR.....	1	68-69-69-66	272 2,500.00 \$1,350,000.00
Martin Laird.....	2	69-67-65-71	272 1,500.00 810,000.00
Kevin Strelman.....	T3	72-63-71-68	274 875.00 435,000.00
Steve Stricker.....	T3	70-70-68-66	274 875.00 435,000.00
Jason Day.....	T5	67-67-70-71	275 481.25 263,437.50
Ryan Palmer.....	T5	66-74-66-69	275 481.25 263,437.50
Rory Sabbatini.....	T5	68-74-69-64	275 481.25 263,437.50
Vaughn Taylor.....	T5	65-70-71-69	275 481.25 263,437.50
Dustin Johnson.....	T9	71-69-64-72	276 375.00 202,500.00
Adam Scott.....	T9	66-71-68-71	276 375.00 202,500.00
Heath Slocum.....	T9	67-71-70-68	276 375.00 202,500.00
Paul Casey.....	T12	69-69-70-69	277 303.33 157,500.00
Ben Crane.....	T12	67-70-73-67	277 303.33 157,500.00
Tiger Woods.....	T12	65-73-72-67	277 303.33 157,500.00
Angel Cabrera.....	T15	68-71-69-70	278 267.50 116,250.00
Stewart Cink.....	T15	67-69-73-69	278 267.50 116,250.00
Luke Donald.....	T15	70-72-68-68	278 267.50 116,250.00
Ian Poulter.....	T15	70-72-66-70	278 267.50 116,250.00
Justin Rose.....	T15	72-69-65-72	278 267.50 116,250.00
John Senden.....	T15	67-69-70-72	278 267.50 116,250.00
Chris Couch.....	T21	67-72-72-68	279 237.50 75,000.00
Brian Gay.....	T21	66-72-71-70	279 237.50 75,000.00
Retief Goosen.....	T21	70-70-69-70	279 237.50 75,000.00
Zach Johnson.....	T21	69-69-71-70	279 237.50 75,000.00
Tim Petrovic.....	T21	68-69-75-67	279 237.50 75,000.00

Player	Pos.	Score	FedEx Pts/ Money
D.J. Trahan.....	T21	67-71-72-69	279 237.50 75,000.00
J.P. Hayes.....	T27	72-69-67-72	280 212.50 54,375.00
Charley Hoffman.....	T27	68-72-70-70	280 212.50 54,375.00
Ryuji Imada.....	T27	72-65-70-73	280 212.50 54,375.00
Charlie Wi.....	T27	69-70-69-72	280 212.50 54,375.00
Greg Chalmers.....	T31	70-71-69-71	281 190.00 44,475.00
Davis Love III.....	T31	67-74-72-68	281 190.00 44,475.00
Hunter Mahan.....	T31	70-71-69-71	281 190.00 44,475.00
Sean O'Hair.....	T31	69-70-72-70	281 190.00 44,475.00
Bubba Watson.....	T31	71-70-70-70	281 190.00 44,475.00
Bryce Molder.....	T36	72-67-74-69	282 150.00 30,784.10
Stephen Ames.....	T36	73-68-69-72	282 150.00 30,784.09
Rickie Fowler.....	T36	71-70-67-74	282 150.00 30,784.09
Marc Leishman.....	T36	70-70-71-71	282 150.00 30,784.09
Justin Leonard.....	T36	71-71-71-69	282 150.00 30,784.09
Troy Matteson.....	T36	71-69-70-72	282 150.00 30,784.09
Kevin Na.....	T36	72-69-69-72	282 150.00 30,784.09
Michael Sim.....	T36	69-70-71-72	282 150.00 30,784.09
Webb Simpson.....	T36	72-65-72-73	282 150.00 30,784.09
Josh Teater.....	T36	68-71-70-73	282 150.00 30,784.09
Nick Watney.....	T36	69-71-72-70	282 150.00 30,784.09
Robert Allenby.....	T47	73-67-74-69	283 110.00 19,830.00
Bill Haas.....	T47	69-73-67-74	283 110.00 19,830.00
Padraig Harrington.....	T47	69-68-71-75	283 110.00 19,830.00
D.A. Points.....	T47	70-70-72-71	283 110.00 19,830.00

Player	Pos.	Score	FedEx Pts/ Money
Y.E. Yang.....	T47	73-67-74-69	283 110.00 \$19,830.00
Stuart Appleby.....	T52	70-71-71-72	284 87.50 17,587.50
Robert Garrigus.....	T52	69-72-69-74	284 87.50 17,587.50
Andres Romero.....	T52	73-69-70-72	284 87.50 17,587.50
Jimmy Walker.....	T52	68-74-71-71	284 87.50 17,587.50
Aaron Baddeley.....	T56	72-70-72-71	285 67.50 16,875.00
Jonathan Byrd.....	T56	67-72-75-71	285 67.50 16,875.00
Rory McIlroy.....	T56	68-74-71-72	285 67.50 16,875.00
Jeff Overton.....	T56	68-73-73-71	285 67.50 16,875.00
Chad Campbell.....	T60	72-69-72-73	286 47.50 16,275.00
Brian Davis.....	T60	72-70-75-69	286 47.50 16,275.00
Matt Jones.....	T60	72-70-70-74	286 47.50 16,275.00
Pat Perez.....	T60	67-73-70-76	286 47.50 16,275.00
Chad Collins.....	T64	68-74-73-72	287 27.50 15,675.00
David Duval.....	T64	68-72-72-75	287 27.50 15,675.00
Spencer Levin.....	T64	72-69-73-73	287 27.50 15,675.00
Camillo Villegas.....	T64	67-74-71-75	287 27.50 15,675.00
John Merrick.....	T68	73-69-73-73	288 10.00 15,150.00
Kenny Perry.....	T68	72-70-75-71	288 10.00 15,150.00
Scott Verplank.....	T68	67-75-73-73	288 10.00 15,150.00
Ernie Els.....	T71	71-71-73-74	289 4.90 14,850.00
J.J. Henry.....	T72	68-73-77-73	291 4.80 14,700.00

#Won with a birdie-3 on the first playoff hole

The following players did not finish (C=cut, W=withdrew)

C-143-Briny Baird, Cameron Beckman, K.J. Choi, Tom Gillis, J.B. Holmes, Fredrik Jacobson, Steve Marino, Scott Piercy, Kevin Sutherland, Dean Wilson, **144**-Tim Clark, Charles Howell III, Michael Letzig, Geoff Ogilvy, Vijay Singh, Brandt Snedeker, David Toms, **145**-Woody Austin, Ricky Barnes, Ben Curtis, Bob Estes, Derek Lamely, Ryan Moore, Alex Prugh, Chris Riley, Bo Van Pelt, Boo Weekley, **146**-Brendon de Jonge, Steve Elkington, Lucas Glover, Phil Mickelson, Carl Pettersson, John Rollins, Garrett Willis, **147**-Alex Cejka, Jerry Kelly, **148**-Graham DeLaet, Anthony Kim, Kevin Stadler, **149**-Matt Bettencourt, Jason Bohn, Jason Dufner, Nathan Green, Shaun Michel, **150**-Bill Lunde, **152**-Kris Blanks, Joe Ogilvie, **153**-Blake Adams. **W-79**-Jeff Maggert.

THE NORTHERN TRUST Summaries

2011



Dustin Johnson

Plainfield CC
Edison, NJ

August 22-28, 2011

FedExCup Points: 2,500 (1st)
Par/Yards: 35-36--71/ 6,964

Purse: \$8,000,000

LEADERS	First Round	Second Round	Third Round
	Matt Kuchar63 (-8)	Matt Kuchar128 (-14)	Dustin Johnson.....194 (-19)
	Harrison Frazer64 (-7)	Dustin Johnson.....129 (-13)	Matt Kuchar196 (-17)
	William McGirt64 (-7)	Vijay Singh129 (-13)	Vijay Singh197 (-16)
	Jonathan Byrd65 (-6)	Jonathan Byrd.....131 (-11)	Brandt Snedeker197 (-16)
	Padraig Harrington65 (-6)	Aaron Baddeley.....132 (-10)	Jonathan Byrd.....198 (-15)
	Vijay Singh65 (-6)	Padraig Harrington132 (-10)	
	Chris Stroud65 (-6)	Charley Hoffman.....132 (-10)	
	Dustin Johnson.....66 (-5)	Justin Rose.....132 (-10)	

CUT: 72 players at 4-under 138 from a field of 123 professionals.

WEATHER: Thursday: Play was suspended at 10:29 a.m. due to dangerous weather conditions. Play resumed at 1:45 p.m. and was then suspended due to darkness at 7:38 p.m., with 51 players yet to complete their round. Partly cloudy skies with highs in the mid-80s. Winds E at 5-10 mph. Friday: The first round resumed at 7:15 a.m. and was completed at 9:12 a.m. The second round

began at 7:45 a.m., 30 minutes later than originally scheduled. Partly cloudy, with a high of 86. Winds SE at 5-10 mph. Due to the impending impact of Hurricane Irene, which was scheduled to hit the tri-state area the next day, PGA TOUR officials decided at noon Friday to reduce the tournament to 54 holes, with the final round played on Saturday. Saturday: Players teed off of split tees from 7 a.m. to 8:50 a.m. Mostly cloudy skies with intermittent morning showers. High of 78. Winds E at 8-12 mph in the morning increasing to 10-20 mph in the afternoon.

Player	Pos.	Score	FedEx Pts/ Money
DUSTIN JOHNSON ... 1	66-63-65	1942,500.00	\$1,440,000.00
Matt Kuchar2	63-65-68	196 1,500.00	864,000.00
Vijay SinghT3	65-64-68	197 875.00	464,000.00
Brandt SnedekerT3	70-66-61	197 875.00	464,000.00
Jonathan Byrd5	65-66-67	198 550.00	320,000.00
Brian DavisT6	69-66-64	199 443.75	259,000.00
Justin RoseT6	67-65-67	199 443.75	259,000.00
Camilo VillegasT6	68-66-65	199 443.75	259,000.00
Y.E. YangT6	70-66-63	199 443.75	259,000.00
Charley HoffmanT10	66-66-68	200 350.00	200,000.00
Webb SimpsonT10	71-66-63	200 350.00	200,000.00
Nick WatneyT10	67-69-64	200 350.00	200,000.00
Aaron BaddeleyT13	66-66-69	201 282.00	145,600.00
Jason DayT13	67-68-66	201 282.00	145,600.00
Padraig Harrington T13	65-67-69	201 282.00	145,600.00
Scott PiercyT13	72-65-64	201 282.00	145,600.00
Gary WoodlandT13	70-66-65	201 282.00	145,600.00
Luke DonaldT18	70-66-66	202 252.50	100,800.00
Charles Howell III T18	69-69-64	202 252.50	100,800.00
Ian PoulterT18	71-67-64	202 252.50	100,800.00
Rory Sabbatini T18	68-66-68	202 252.50	100,800.00
Chris StroudT18	65-69-68	202 252.50	100,800.00
Jimmy WalkerT18	71-64-67	202 252.50	100,800.00
Bill HaasT24	67-68-68	203 217.50	61,900.00

Player	Pos.	Score	FedEx Pts/ Money
Jerry KellyT24	69-69-65	203 217.50	\$61,900.00
Anthony KimT24	68-67-68	203 217.50	61,900.00
William McGirtT24	64-69-70	203 217.50	61,900.00
Kyle StanleyT24	68-66-69	203 217.50	61,900.00
Steve StrickerT24	69-68-66	203 217.50	61,900.00
Bo Van PeltT24	67-68-68	203 217.50	61,900.00
Mark WilsonT24	69-66-68	203 217.50	61,900.00
Kevin ChappellT32	67-69-68	204 170.00	39,781.82
K.J. ChoiT32	70-67-67	204 170.00	39,781.82
Ernie ElsT32	68-69-67	204 170.00	39,781.82
Trevor Immelman T32	67-70-67	204 170.00	39,781.82
Fredrik Jacobson T32	67-68-69	204 170.00	39,781.82
Marc LeishmanT32	69-68-67	204 170.00	39,781.82
Carl PetterssonT32	69-66-69	204 170.00	39,781.82
Kevin StrelmanT32	69-66-69	204 170.00	39,781.82
Cameron Tringale T32	74-63-67	204 170.00	39,781.82
Sergio GarciaT32	68-66-70	204 170.00	39,781.81
Bill LundeT32	69-69-66	204 170.00	39,781.81
Arjun AtwalT43	67-71-67	205 120.00	23,840.00
Greg ChalmersT43	70-68-67	205 120.00	23,840.00
Hunter MahanT43	68-69-68	205 120.00	23,840.00
Graeme McDowell T43	72-65-68	205 120.00	23,840.00
John MerrickT43	68-68-69	205 120.00	23,840.00
Phil MickelsonT43	67-70-68	205 120.00	23,840.00

Player	Pos.	Score	FedEx Pts/ Money
Ryan PalmerT43	66-72-67	205 120.00	\$23,840.00
Josh TeaterT43	72-66-67	205 120.00	23,840.00
Charlie WiT43	69-67-69	205 120.00	23,840.00
Robert AllenbyT52	67-68-71	206 82.50	18,560.00
Chad CampbellT52	67-67-72	206 82.50	18,560.00
Rickie FowlerT52	71-67-68	206 82.50	18,560.00
Jim FurykT52	71-66-69	206 82.50	18,560.00
Robert Karlsson ...T52	68-68-70	206 82.50	18,560.00
D.J. TrahanT52	67-70-69	206 82.50	18,560.00
Kris BlanksT58	67-69-71	207 52.50	17,520.00
Brendon de Jonge T58	68-68-71	207 52.50	17,520.00
Harrison FrazarT58	64-69-74	207 52.50	17,520.00
J.J. HenryT58	67-70-70	207 52.50	17,520.00
Ryuji ImadaT58	70-67-70	207 52.50	17,520.00
Martin LairdT58	71-67-69	207 52.50	17,520.00
Bryce MolderT64	70-68-70	208 30.00	16,800.00
Andres RomeroT64	72-66-70	208 30.00	16,800.00
Kevin StadlerT64	68-70-70	208 30.00	16,800.00
David HearnT67	67-69-73	209 15.00	16,320.00
Joe OgilvieT67	68-70-71	209 15.00	16,320.00
Adam ScottT67	66-67-76	209 15.00	16,320.00
Jhonattan VegasT70	70-66-74	210 5.00	16,000.00
Steve MarinoT71	72-65-74	211 4.90	15,840.00
Retief GoosenT72	68-68-76	212 4.80	15,680.00

The following players did not finish (C=cut, W=withdrew)

C-139-Ricky Barnes, Michael Bradley, Ben Crane, Brian Gay, Chris Kirk, Davis Love III, Troy Matteson, Ryan Moore, Kevin Na, D.A. Points, Chez Reavie, John Rollins, John Senden, Heath Slocum, Michael Thompson, David Toms, **140**-Stewart Cink, Jason Dufner, Tim Herron, Brandt Jobe, Billy Mayfair, George McNeill, Geoff Ogilvy, Scott Stallings, Bubba Watson, **141**-Blake Adams, Tommy Gainey, Zach Johnson, Spencer Levin, Rod Pampling, Brendan Steele, **142**-Nick O'Hern, Johnson Wagner, **143**-Matt Bettencourt, Steven Bowditch, Keegan Bradley, Chris DiMarco, James Driscoll, Robert Garrigus, Tom Gillis, **144**-Paul Goydos, Hunter Haas, Jeff Overton, Vaughn Taylor, Scott Verplank, **145**-Lucas Glover, **146**-Sean O'Hair. **W-81**-Stuart Appleby, **79**-Pat Perez, **77**-Chris Couch, **71**-Steve Flesch.

THE NORTHERN TRUST Summaries

2012



Nick Watney

Bethpage State Park
Farmingdale, NY

August 20-26, 2012

FedExCup Points: 2,500 (1st)
Par/Yards: 35-36--71/ 6,964

Purse: \$8,000,000

LEADERS		First Round	Second Round	Third Round
		Padraig Harrington64 (-7)	Sergio Garcia134 (-8)	Sergio Garcia203 (-10)
		Brian Harman65 (-6)	Nick Watney134 (-8)	Nick Watney205 (-8)
		Nick Watney65 (-6)	Bob Estes135 (-7)	Kevin Stadler206 (-7)
		Gary Christian66 (-5)	Vijay Singh135 (-7)	Bob Estes207 (-6)
		Sergio Garcia66 (-5)	Pat Perez136 (-6)	Brandt Snedeker207 (-6)
		Pat Perez66 (-5)	John Senden136 (-6)	
		Jimmy Walker66 (-5)		

CUT: 75 professionals at 1-over par 143 from a field of 123 professionals.

WEATHER: Thursday: Partly to mostly sunny skies with highs in the lower 80s. Winds from the south 6-12 mph. Friday: Mostly sunny with a high of 85. Winds from the south at 6-12 mph. Saturday: Partly cloudy with a high of 80. Winds E-SE at 8-15 mph. Sunday: Mostly sunny skies in the morning changing to partly cloudy in the afternoon with a high of 80. Winds E-SE 6-12 mph.

Player	Pos.	Score	FedEx Pts/ Money
NICK WATNEY	1	65-69-71-69	274 2,500.00 \$1,440,000.00
Brandt Snedeker	2	70-69-68-70	277 1,500.00 864,000.00
Sergio Garcia	T3	66-68-69-75	278 875.00 464,000.00
Dustin Johnson	T3	67-71-72-68	278 875.00 464,000.00
Graham DeLaet	T5	75-67-72-65	279 481.25 281,000.00
Brian Harman	T5	65-75-68-71	279 481.25 281,000.00
Louis Oosthuizen	T5	70-71-68-70	279 481.25 281,000.00
Lee Westwood	T5	69-72-68-70	279 481.25 281,000.00
Greg Chalmers	9	70-70-68-72	280 400.00 232,000.00
Bud Cauley	T10	71-71-72-67	281 302.77 160,888.89
Tim Clark	T10	70-72-67-72	281 302.77 160,888.89
Luke Donald	T10	68-74-69-70	281 302.77 160,888.89
Bob Estes	T10	69-66-72-74	281 302.77 160,888.89
Tom Gillis	T10	69-72-68-72	281 302.77 160,888.89
David Hearn	T10	70-73-67-71	281 302.77 160,888.89
William McGirt	T10	68-74-67-72	281 302.77 160,888.89
Bubba Watson	T10	70-70-70-71	281 302.77 160,888.89
Kevin Stadler	T10	72-69-65-75	281 302.77 160,888.89
Padraig Harrington	T19	64-75-75-68	282 250.00 96,960.00
J.B. Holmes	T19	71-69-73-69	282 250.00 96,960.00
Geoff Ogilvy	T19	70-72-69-71	282 250.00 96,960.00
John Senden	T19	68-68-72-74	282 250.00 96,960.00
Josh Teater	T19	72-71-69-70	282 250.00 96,960.00
Ricky Barnes	T24	71-72-70-70	283 207.50 56,700.00
Roberto Castro	T24	76-67-69-71	283 207.50 56,700.00

Player	Pos.	Score	FedEx Pts/ Money
Harris English	T24	70-69-71-73	283 207.50 56,700.00
Rickie Fowler	T24	67-70-75-71	283 207.50 56,700.00
Rory McIlroy	T24	69-73-69-72	283 207.50 56,700.00
Ryan Moore	T24	69-69-70-75	283 207.50 56,700.00
Ryan Palmer	T24	75-68-68-72	283 207.50 56,700.00
Carl Pettersson	T24	73-66-73-71	283 207.50 56,700.00
Charl Schwartzel	T24	71-69-69-74	283 207.50 56,700.00
Scott Stallings	T24	72-70-71-70	283 207.50 56,700.00
Bo Van Pelt	T24	70-69-74-70	283 207.50 56,700.00
John Huh	T36	70-67-77-70	284 172.50 40,200.00
Ian Poulter	T36	68-71-76-69	284 172.50 40,200.00
Tommy Gainey	T38	70-70-73-72	285 147.50 32,000.00
Zach Johnson	T38	68-75-72-70	285 147.50 32,000.00
Matt Kuchar	T38	72-68-73-72	285 147.50 32,000.00
Phil Mickelson	T38	68-74-67-76	285 147.50 32,000.00
Greg Owen	T38	68-73-72-72	285 147.50 32,000.00
Pat Perez	T38	66-70-77-72	285 147.50 32,000.00
Jimmy Walker	T38	66-74-74-71	285 147.50 32,000.00
Tiger Woods	T38	68-69-72-76	285 147.50 32,000.00
Jonas Blixt	T46	67-73-73-73	286 107.50 21,080.00
Gary Christian	T46	66-71-77-72	286 107.50 21,080.00
Chris Kirk	T46	68-71-76-71	286 107.50 21,080.00
Billy Mayfair	T46	71-72-71-72	286 107.50 21,080.00
Bryce Molder	T46	70-73-71-72	286 107.50 21,080.00

Player	Pos.	Score	FedEx Pts/ Money
Vijay Singh	T46	68-67-76-75	286 107.50 21,080.00
Ernie Els	T54	68-72-72-75	287 67.50 18,000.00
Brian Gay	T54	71-72-72-72	287 67.50 18,000.00
Charles Howell III	T54	71-69-77-70	287 67.50 18,000.00
Troy Kelly	T54	74-66-74-73	287 67.50 18,000.00
Sean O'Hair	T54	71-72-73-71	287 67.50 18,000.00
John Rollins	T54	72-69-74-72	287 67.50 18,000.00
Henrik Stenson	T54	73-65-78-71	287 67.50 18,000.00
Steve Stricker	T54	69-71-73-74	287 67.50 18,000.00
Adam Scott	62	70-69-74-75	288 45.00 17,280.00
Kevin Streelman	T63	69-72-76-72	289 37.50 17,040.00
Michael Thompson	T63	71-68-77-73	289 37.50 17,040.00
Blake Adams	T65	71-69-78-72	290 27.50 16,720.00
Troy Matteson	T65	68-73-76-73	290 27.50 16,720.00
Trevor Immelman	T67	75-66-75-75	291 12.50 16,240.00
Fredrik Jacobson	T67	71-68-79-73	291 12.50 16,240.00
George McNeill	T67	67-76-71-77	291 12.50 16,240.00
Seung-Yul Noh	T67	71-71-78-71	291 12.50 16,240.00
Robert Garrigus	T71	73-68-77-74	292 4.85 15,760.00
Martin Laird	T71	70-68-77-77	292 4.85 15,760.00
K.J. Choi	T73	67-71-80-75	293 4.65 15,440.00
Jeff Maggert	T73	69-74-74-76	293 4.65 15,440.00
James Driscoll	75	73-70-75-77	295 4.50 15,200.00

Jason DayT24 70-70-77-66 283 207.50 \$56,700.00

Rod PamplingT46 70-73-74-69 286 107.50 \$21,080.00
Justin RoseT46 67-72-79-68 286 107.50 21,080.00

The following players did not finish (C=cut, W=withdrew)

C-144-Robert Allenby, Keegan Bradley, Chad Campbell, Will Claxton, Ben Crane, Ben Curtis, Ken Duke, Martin Flores, Jim Furyk, J.J. Henry, Kevin Na, Webb Simpson, Kyle Stanley, **145**-Brendon de Jonge, John Mallinger, Jeff Overton, D.A. Points, Heath Slocum, **146**-Jonathan Byrd, Bill Haas, Graeme McDowell, Scott Piercy, David Toms, **147**-Marc Leishman, Hunter Mahan, John Merrick, Chris Stroud, Daniel Summerhays, Cameron Tringale, Mark Wilson, **148**-Brian Davis, Colt Knost, Davis Love III, Andres Romero, **149**-Kevin Chappell, Harrison Franzar, Rory Sabbatini, **150**-Aaron Baddeley, Dicky Pride, Johnson Wagner, **151**-Charley Hoffman, Ted Potter, Jr., Charlie Wi, **152**-Jerry Kelly, **154**-Boo Weekley, **155**-Sang-Moon Bae. **W--78**-Jason Bohn, **75**-Matt Every.

THE NORTHERN TRUST Summaries

2013



Adam Scott

Liberty National GC
Jersey City, NJ

August 19-25

FedExCup Points: 2,500 (1st)
Par/Yards: 36-35--71/ 7,353

Purse: \$8,000,000

LEADERS	First Round	Second Round	Third Round
	Kevin Stadler.....64 (-7)	Matt Kuchar.....131 (-11)	Matt Kuchar.....201 (-12)
	Ryan Palmer.....65 (-6)	Webb Simpson.....133 (-9)	Gary Woodland.....201 (-12)
	Henrik Stenson.....65 (-6)	Gary Woodland.....133 (-9)	Kevin Chappell.....202 (-11)
	Camilo Villegas.....65 (-6)	Keegan Bradley.....135 (-7)	David Lynn.....205 (-8)
	Jason Day.....66 (-5)	Rickie Fowler.....135 (-7)	Tiger Woods.....205 (-8)
	Matt Kuchar.....66 (-5)	Charl Schwartzel.....135 (-7)	Adam Scott.....207 (-6)
	Adam Scott.....69 (-2)	Adam Scott.....135 (-7)	

CUT: 75 professionals at 1-over par 143 from a field of 123 professionals.

WEATHER: Thursday: Mostly cloudy, with periodic thunderstorms and showers. High of 86. Winds SSW at 10-18 mph. Officials suspended play due to a dangerous weather situation at 8:33 a.m., with play resuming at 11:05 a.m. Play was suspended due to bad weather again at 12:47 p.m., resuming at 4:15 p.m. Play was suspended due to darkness at 7:43 p.m. Friday: Partly cloudy and less

humid. High of 85.

Winds N at 10-20 mph. The first round resumed at 7:02 a.m. The second round began at 10:20 a.m., and was suspended due to darkness at 7:45 p.m., with 40 players yet to finish their rounds. Saturday: Mostly sunny and pleasant. High of 80. Winds E at 6-12 mph. The second round resumed at 7:27 a.m. and the third round began at 10:43 a.m. The third round was played in threesomes off of split tees. Sunday: Mostly sunny. High of 82. Winds SSE at 8-15 mph.

Player	Pos.	Score	FedEx Pts/ Money
ADAM SCOTTT1	69-66-72-66	273	2,500.00 \$1,440,000.00
Graham DeLaet.....T2	67-73-69-65	274	950.00 528,000.00
Justin Rose.....T2	68-68-70-68	274	950.00 528,000.00
Gary Woodland.....T2	69-64-68-73	274	950.00 528,000.00
Tiger Woods.....T2	67-69-69-69	274	950.00 528,000.00
Jim Furyk.....T6	70-66-70-69	275	458.33 268,000.00
Phil Mickelson.....T6	71-69-70-65	275	458.33 268,000.00
D.A. Points.....T6	70-72-66-67	275	458.33 268,000.00
Matt Every.....T9	67-72-69-68	276	362.50 208,000.00
Rickie Fowler.....T9	71-64-71-70	276	362.50 208,000.00
Jason Kokrak.....T9	70-69-70-67	276	362.50 208,000.00
Nick Watney.....T9	68-70-69-69	276	362.50 208,000.00
Rory Sabbatini.....T13	71-67-71-68	277	292.50 160,000.00
Bubba Watson.....T13	68-70-68-71	277	292.50 160,000.00
Kevin Chappell.....T15	68-72-62-76	278	272.50 132,000.00
John Huh.....T15	73-64-71-70	278	272.50 132,000.00
Webb Simpson.....T15	67-66-74-71	278	272.50 132,000.00
Daniel Summerhays.....T15	70-69-69-70	278	272.50 132,000.00
Brendon de Jonge.....T19	67-69-72-71	279	247.50 93,600.00
Matt Kuchar.....T19	66-65-70-78	279	247.50 93,600.00
David Lynn.....T19	71-65-69-74	279	247.50 93,600.00
Rory McIlroy.....T19	71-65-71-72	279	247.50 93,600.00
Jordan Spieth.....T19	70-68-68-73	279	247.50 93,600.00
Kevin Streelman.....T19	70-68-68-73	279	247.50 93,600.00
Roberto Castro.....T25	70-70-69-71	280	212.50 58,500.00
Jason Day.....T25	66-73-71-70	280	212.50 \$58,500.00

Player	Pos.	Score	FedEx Pts/ Money
Bill Haas.....T25	73-66-71-70	280	212.50 58,500.00
Hunter Mahan.....T25	69-68-72-71	280	212.50 58,500.00
Bryce Molder.....T25	69-69-72-70	280	212.50 58,500.00
Ryan Moore.....T25	67-72-69-72	280	212.50 58,500.00
Charl Schwartzel.....T25	68-67-74-71	280	212.50 58,500.00
Lee Westwood.....T25	73-68-71-68	280	212.50 58,500.00
Keegan Bradley.....T33	72-63-74-72	281	182.50 44,200.00
Charles Howell III.....T33	72-66-73-70	281	182.50 44,200.00
Matt Jones.....T33	71-68-72-70	281	182.50 44,200.00
Chris Stroud.....T33	73-66-70-72	281	182.50 44,200.00
Greg Chalmers.....T37	73-69-66-74	282	162.50 36,800.00
Jason Dufner.....T37	71-70-71-70	282	162.50 36,800.00
Sergio Garcia.....T37	70-66-71-75	282	162.50 36,800.00
Freddie Jacobson.....T37	68-68-74-72	282	162.50 36,800.00
Stuart Appleby.....T41	69-71-72-71	283	147.50 32,000.00
Luke Donald.....T41	67-72-72-72	283	147.50 32,000.00
Aaron Baddeley.....T43	69-72-66-77	284	125.00 24,960.00
Erik Compton.....T43	72-70-72-70	284	125.00 24,960.00
Brian Gay.....T43	68-72-77-67	284	125.00 24,960.00
George McNeill.....T43	71-68-76-69	284	125.00 24,960.00
Scott Piercy.....T43	72-70-69-73	284	125.00 24,960.00
Kevin Stadler.....T43	64-73-76-71	284	125.00 24,960.00
Henrik Stenson.....T43	65-73-75-71	284	125.00 24,960.00
Martin Kaymer.....T50	68-70-75-72	285	97.50 19,480.00
John Merrick.....T50	69-73-70-73	285	97.50 \$19,480.00
Kyle Stanley.....T50	70-67-76-72	285	97.50 19,480.00

Player	Pos.	Score	FedEx Pts/ Money
Nicholas Thompson.....T50	67-74-72-72	285	97.50 19,480.00
Martin Flores.....T54	71-69-77-69	286	77.50 18,320.00
Carl Pettersson.....T54	68-73-73-72	286	77.50 18,320.00
Camilo Villegas.....T54	65-73-72-76	286	77.50 18,320.00
Jimmy Walker.....T54	68-73-72-73	286	77.50 18,320.00
Jonas Blixt.....T58	69-67-70-81	287	57.50 17,680.00
Bob Estes.....T58	72-68-74-73	287	57.50 17,680.00
Cameron Tringale.....T58	74-67-73-73	287	57.50 17,680.00
Boo Weekley.....T58	69-72-75-71	287	57.50 17,680.00
Scott Brown.....T62	70-70-78-70	288	40.00 17,120.00
Scott Langley.....T62	72-69-76-71	288	40.00 17,120.00
John Senden.....T62	71-71-71-75	288	40.00 17,120.00
Geoff Ogilvy.....T65	68-73-77-71	289	30.00 16,800.00
Jeff Overton.....T66	68-74-74-74	290	22.50 16,560.00
Ryan Palmer.....T66	65-73-75-77	290	22.50 16,560.00
K.J. Choi.....T68	71-71-73-76	291	12.50 16,240.00
Stewart Cink.....T68	70-70-79-72	291	12.50 16,240.00
Charley Hoffman.....T70	68-71-79-74	292	5.00 16,000.00
Marc Leishman.....T71	72-70-75-77	294	4.90 15,840.00
David Hearn.....T72	73-68-79-75	295	4.70 15,520.00
Martin Laird.....T72	74-68-77-76	295	4.70 15,520.00
Josh Teater.....T72	68-72-76-79	295	4.70 15,520.00

The following players did not finish (C=cut, W=withdrew)

C-144-Robert Allenby, Keegan Bradley, Chad Campbell, Will Claxton, Ben Crane, Ben Curtis, Ken Duke, Martin Flores, Jim Furyk, J.J. Henry, Kevin Na, Webb Simpson, Kyle Stanley, **145**-Brendon de Jonge, John Mallinger, Jeff Overton, D.A. Points, Heath Slocum, **146**-Jonathan Byrd, Bill Haas, Graeme McDowell, Scott Piercy, David Toms, **147**-Marc Leishman, Hunter Mahan, John Merrick, Chris Stroud, Daniel Summerhays, Cameron Tringale, Mark Wilson, **148**-Brian Davis, Colt Knost, Davis Love III, Andres Romero, **149**-Kevin Chappell, Harrison Frazar, Rory Sabbatini, **150**-Aaron Baddeley, Dicky Pride, Johnson Wagner, **151**-Charley Hoffman, Ted Potter, Jr., Charlie Wi, **152**-Jerry Kelly, **154**-Boo Weekley, **155**-Sang-Moon Bae. **W--78**-Jason Bohn, **75**-Matt Every.

THE NORTHERN TRUST Summaries

2014



Hunter Mahan

Ridgewood CC
Paramus, NJ

August 18-24

FedExCup Points: 17,690 (1st)
Par/Yards: 35-36--71/ 7,319

Purse: \$8,000,000

LEADERS		First Round	Second Round	Third Round
	Bo Van Pelt	65 (-6)	Adam Scott	134 (-8)
	Paul Casey	66 (-5)	Cameron Tringale	134 (-8)
	Jim Furyk	66 (-5)	Kevin Chappell	135 (-7)
	Charles Howell III	66 (-5)	Jim Furyk	135 (-7)
	Hunter Mahan	66 (-5)	Brendon Todd	135 (-7)
	Ben Martin	66 (-5)	Hunter Mahan	137 (-5)
	Brendon Todd	66 (-5)		
	Cameron Tringale	66 (-5)		
	Brendon de Jonge	66 (-5)		
				Jason Day
				Jim Furyk
				Hunter Mahan
				Kevin Chappell
				Morgan Hoffmann
				Matt Kuchar
				Kevin Na
				Brendon Todd
				Cameron Tringale
				Bo Van Pelt

CUT: Cut: 79 professionals at even-par-142 from a field of 122 professionals made the 36-hole cut. 70 players made the 54-hole cut at 1-over 214.

WEATHER: Thursday: Mostly cloudy, with a high of 82. Wind SSE at 10 mph. Friday: Mostly cloudy, with a high of 79. Wind ESE at 10 mph. Saturday: Mostly cloudy, with a high of 75. Wind SE at 10 mph. Sunday: Partly cloudy, with a high of 82. Wind SE 8-10 mph.

Player	Pos.	Score	FedEx Pts/ Money
HUNTER MAHAN	1	66-71-68-65	270 2,500.00 \$1,440,000.00
Stuart Appleby	T2	73-66-68-65	272 1,083.33 597,333.34
Jason Day	T2	72-64-68-68	272 1,083.33 597,333.33
Cameron Tringale	T2	66-68-72-66	272 1,083.33 597,333.33
Ernie Els	T5	68-68-71-66	273 500.00 292,000.00
Matt Kuchar	T5	68-70-68-67	273 500.00 292,000.00
William McGirt	T5	68-71-68-66	273 500.00 292,000.00
Jim Furyk	T8	66-69-69-70	274 425.00 248,000.00
Rickie Fowler	T9	68-73-67-67	275 362.50 208,000.00
T9Morgan Hoffmann	T9	70-70-66-69	275 362.50 208,000.00
Kevin Na	T9	70-66-70-69	275 362.50 208,000.00
Patrick Reed	T9	71-66-73-65	275/9362.50 208,000.00
Bo Van Pelt	T13	65-71-70-70	276/8292.50 160,000.00
Gary Woodland	T13	73-66-69-68	276/8292.50 160,000.00
Stewart Cink	T15	69-72-68-68	277/7272.50 132,000.00
Gonzalo Fdez-Castano	T15	70-69-68-70	277/7272.50 132,000.00
Bill Haas	T15	70-70-70-67	277/7272.50 132,000.00
Adam Scott	T15	69-65-75-68	277/7272.50 132,000.00
Erik Compton	T19	68-69-70-71	278/6255.00 104,000.00
Ryo Ishikawa	T19	67-73-68-70	278/6255.00 104,000.00
Chris Stroud	T19	69-70-69-70	278/6255.00 104,000.00
Steven Bowditch	T22	68-72-70-69	279/5227.50 70,200.00
Angel Cabrera	T22	71-69-69-70	279/5227.50 70,200.00
Paul Casey	T22	66-71-71-71	279/5227.50 70,200.00
Charles Howell III	T22	66-75-68-70	279/5227.50 70,200.00
Zach Johnson	T22	68-70-72-69	279/5227.50 70,200.00
Rory McIlroy	T22	74-65-70-70	279/5227.50 70,200.00
John Senden	T22	68-71-74-66	279/5227.50 \$70,200.00

Player	Pos.	Score	FedEx Pts/ Money
Jordan Spieth	T22	70-70-72-67	279/5227.50 70,200.00
Kevin Chappell	T30	68-67-71-74	280/4187.50 46,500.00
Charley Hoffman	T30	73-69-69-69	280/4187.50 46,500.00
Scott Langley	T30	70-68-76-66	280/4187.50 46,500.00
Hideki Matsuyama	T30	68-70-72-70	280/4187.50 46,500.00
Justin Rose	T30	68-70-70-72	280/4187.50 46,500.00
Charl Schwartzel	T30	69-70-71-70	280/4187.50 46,500.00
Shawn Stefani	T30	71-70-71-68	280/4187.50 46,500.00
Bubba Watson	T30	68-70-71-71	280/4187.50 46,500.00
David Hearn	T38	69-72-69-71	281/3147.50 32,000.00
John Huh	T38	69-69-74-69	281/3147.50 32,000.00
Jerry Kelly	T38	74-68-68-71	281/3147.50 32,000.00
Russell Knox	T38	67-69-74-71	281/3147.50 32,000.00
Danny Lee	T38	67-71-70-73	281/3147.50 32,000.00
Graeme McDowell	T38	70-68-71-72	281/3147.50 32,000.00
Andres Romero	T38	72-70-68-71	281/3147.50 32,000.00
Henrik Stenson	T38	72-64-77-68	281/3147.50 32,000.00
Ben Martin	T46	66-76-70-70	282/2110.00 21,394.29
Troy Merritt	T46	69-71-72-70	282/2110.00 21,394.29
Kevin Stadler	T46	74-67-70-71	282/2110.00 21,394.29
Daniel Summerhays	T46	68-72-72-70	282/2110.00 21,394.29
Bryce Molder	T46	74-68-68-72	282/2110.00 21,394.28
Kevin Streelman	T46	75-67-69-71	282/2110.00 21,394.28
Brendon Todd	T46	66-69-71-76	282/2110.00 21,394.28
T53Keegan Bradley	T53	68-73-70-72	283/-1 82.50 18,520.00
Chris Kirk	T53	71-68-73-71	283/-1 82.50 18,520.00
Seung-Yul Noh	T53	68-72-70-73	283/-1 82.50 \$18,520.00
Jeff Overton	T53	72-71-70-70	283/-1 82.50 18,520.00

Player	Pos.	Score	FedEx Pts/ Money
Sergio Garcia	T57	71-68-71-74	284/E 62.50 17,840.00
Brian Harman	T57	69-74-68-73	284/E 62.50 17,840.00
Brendan Steele	T57	71-71-69-73	284/E 62.50 17,840.00
Lee Westwood	T57	70-73-71-70	284/E 62.50 17,840.00
Jason Bohn	T61	68-71-74-72	285/1 40.00 17,120.00
Brendon de Jonge	T61	66-72-72-75	285/1 40.00 17,120.00
Russell Henley	T61	70-71-73-71	285/1 40.00 17,120.00
Jason Kokrak	T61	70-71-71-73	285/1 40.00 17,120.00
Boo Weekley	T61	72-68-71-74	285/1 40.00 17,120.00
Retief Goosen	T66	69-69-74-74	286/2 22.50 16,560.00
Jhonattan Vegas	T66	69-74-69-74	286/2 22.50 16,560.00
Ricky Barnes	T68	68-75-70-76	289/5 12.50 16,240.00
Vijay Singh	T68	69-73-71-76	289/5 12.50 16,240.00
Chesson Hadley	T70	74-69-70-78	291/7 5.00 16,000.00
K.J. Choi	T71	68-75-72	215/2 4.80 15,680.00
Luke Guthrie	T71	71-72-72	215/2 4.80 15,680.00
Tim Wilkinson	T71	72-71-72	215/2 4.80 15,680.00
Brian Davis	T74	73-66-77	216/3 4.45 15,120.00
Ryan Palmer	T74	69-71-76	216/3 4.45 15,120.00
Brian Stuard	T74	73-70-73	216/3 4.45 15,120.00
David Toms	T74	69-73-74	216/3 4.45 15,120.00
Phil Mickelson	T78	71-72-75	218/5 4.20 14,720.00
Martin Flores	T79	73-70-76	219/6 4.10 14,560.00

The following players did not finish (C=cut, W=withdrew)

C-144-Aaron Baddeley, Robert Garrigus, Justin Hicks, Billy Hurley III, Matt Jones, George McNeill, Ian Poulter, Brandt Snedeker, Andrew Svoboda, **145**-Jonas Blixt, Graham DeLaet, Luke Donald, Kevin Kisner, Justin Leonard, Louis Oosthuizen, Michael Putnam, Scott Stallings, Jimmy Walker, Nick Watney, **146**-Robert Allenby, Scott Brown, Ben Crane, Harris English, Matt Every, James Hahn, Billy Horschel, Webb Simpson, Robert Streb, **147**-Sang-Moon Bae, Marc Leishman, Will MacKenzie, Ryan Moore, Carl Pettersson, **148**-J.B. Holmes, Freddie Jacobson, Martin Kaymer, Pat Perez, Camilo Villegas, **149**-Geoff Ogilvy, Michael Thompson, **150**-Brice Garnett, **151**-Rory Sabbatini, **W-76**-Tim Clark.

THE NORTHERN TRUST Summaries

2015



Jason Day

Plainfield CC
Edison, NJ

August 24-30

FedExCup Points: 14,052 (1st)
Par/Yards: 34-36--70/ 7,012

Purse: 8,250,000

LEADERS		First Round	Second Round	Third Round
	Tony Finau65 (-5)	Bubba Watson133 (-7)
	Spencer Levin65 (-5)	Jason Dufner134 (-6)
	Camilo Villegas65 (-5)	Tony Finau134 (-6)
	Bubba Watson65 (-5)	Zach Johnson134 (-6)
	Paul Casey66 (-4)	Henrik Stenson134 (-6)
	Jason Dufner66 (-4)	Jason Day 136 (-4)
	Russell Knox66 (-4)	Sangmoon Bae199 (-11)
	Danny Lee66 (-4)	Jason Day 199 (-11)
	Bryce Molder66 (-4)	Bubba Watson200 (-10)
	Cameron Tringale66 (-4)	Zach Johnson201 (-9)
	Jason Day 68 (-2)	Ryan Palmer201 (-9)
			Henrik Stenson201 (-9)

CUT: 72 players at 2-over 142 from a field of 120 professionals.

WEATHER: Thursday: Sunny, with a high in the low-80s with NW wind at 10-15 mph. Friday: A cool start with temperatures in the upper-50s, sunny and

temperatures in the low-80s throughout the day. NNW winds at 5-10 mph. Saturday: Partly cloudy, with temperatures in the mid-80s. Wind SSW at 5-10 mph, shifting to NNE at 4-8 mph. Sunday: Partly cloudy, with a high of 87. Wind SW at 10-15 mph.

Player	Pos.	Score	FedEx Pts/ Money
JASON DAY	1	68-68-63-62	261 2,000.00 \$1,485,000.00
Henrik Stenson	2	68-66-67-66	267 1,200.00 891,000.00
Bubba Watson	3	65-68-67-69	269 760.00 561,000.00
Zac Blair	4	69-68-67-66	270 490.00 363,000.00
Zach Johnson	4	69-65-67-69	270 490.00 363,000.00
Sangmoon Bae	6	69-67-63-72	271 366.66 276,375.00
Ryan Palmer	6	69-67-65-70	271 366.66 276,375.00
Daniel Summerhays	6	67-70-68-66	271 366.66 276,375.00
Jason Bohn	9	71-64-72-65	272 310.00 231,000.00
Dustin Johnson	9	70-70-67-65	272 310.00 231,000.00
Jim Furyk	11	68-69-69-67	273 270.00 198,000.00
Bryce Molder	11	66-71-67-69	273 270.00 198,000.00
Steven Bowditch	13	71-67-72-64	274 230.66 159,500.00
Jim Herman	13	69-69-69-67	274 230.66 159,500.00
Hideki Matsuyama	13	69-69-67-69	274 230.66 159,500.00
Tony Finau	16	65-69-71-70	275 214.00 127,875.00
Spencer Levin	16	65-71-67-72	275 214.00 127,875.00
Justin Rose	16	77-65-63-70	275 214.00 127,875.00
Justin Thomas	16	71-69-68-67	275 214.00 127,875.00
Kevin Kisner	20	67-71-65-73	276 198.00 96,112.50
Russell Knox	20	66-71-67-72	276 198.00 96,112.50
T20 Kevin Na	20	69-69-67-71	276 198.00 96,112.50
Pat Perez	20	68-69-70-69	276 198.00 96,112.50
Kevin Chappell	24	72-68-70-67	277 178.00 66,825.00
Luke Donald	24	73-68-65-71	277 178.00 \$66,825.00

Player	Pos.	Score	FedEx Pts/ Money
Carlos Ortiz	T24	73-68-62-74	277 178.00 66,825.00
Rory Sabbatini	T24	71-70-67-69	277 178.00 66,825.00
Brendon Todd	T24	70-70-66-71	277 178.00 66,825.00
Mark Wilson	T24	72-68-69-68	277 178.00 66,825.00
Jason Gore	T30	71-69-70-68	278 148.00 46,933.34
Brian Harman	T30	71-68-71-68	278 148.00 46,933.34
Webb Simpson	T30	71-68-73-66	278 148.00 46,933.34
Jason Dufner	T30	66-68-69-75	278 148.00 46,933.33
Harris English	T30	74-68-66-70	278 148.00 46,933.33
Danny Lee	T30	66-71-71-70	278 48.00 46,933.33
George McNeill	T30	71-70-68-69	278 148.00 46,933.33
Cameron Tringale	T30	66-71-69-72	278 148.00 46,933.33
Camilo Villegas	T30	65-70-70-73	278 148.00 46,933.33
Paul Casey	T39	66-76-69-68	279 118.00 33,000.00
Stewart Cink	T39	67-73-67-72	279 118.00 33,000.00
Morgan Hoffmann	T39	70-68-70-71	279 118.00 33,000.00
Matt Kuchar	T39	71-70-66-72	279 118.00 33,000.00
Shawn Stefani	T39	71-67-70-71	279 118.00 33,000.00
Robert Streb	T39	68-68-70-73	279 118.00 33,000.00
David Hearn	T45	70-69-73-68	280 96.00 24,156.00
J.J. Henry	T45	70-72-69-69	280 96.00 24,156.00
Sean O'Hair	T45	68-68-70-74	280 96.00 24,156.00
John Senden	T45	69-70-74-67	280 96.00 24,156.00
Johnson Wagner	T45	67-71-73-69	280 96.00 \$24,156.00
Phil Mickelson	T50	68-71-69-73	281 80.00 20,295.00

Player	Pos.	Score	FedEx Pts/ Money
Scott Pinckney	T50	70-71-69-71	281 80.00 20,295.00
Hudson Swafford	T50	68-68-71-74	281 80.00 20,295.00
Bill Haas	T53	71-70-67-74	282 64.00 19,008.00
Matt Jones	T53	67-72-72-71	282 64.00 19,008.00
Troy Merritt	T53	71-71-69-71	282 64.00 19,008.00
Kevin Streelman	T53	70-71-70-71	282 64.00 19,008.00
Nick Taylor	T53	67-73-69-73	282 64.00 19,008.00
James Hahn	T58	69-72-68-74	283 46.00 18,232.50
J.B. Holmes	T58	70-71-73-69	283 46.00 18,232.50
Charles Howell III	T58	70-69-71-73	283 46.00 18,232.50
Lee Westwood	T58	68-73-73-69	283 46.00 18,232.50
Ken Duke	T62	71-70-68-75	284 30.00 17,572.50
Charley Hoffman	T62	69-71-72-72	284 30.00 17,572.50
Scott Piercy	T62	73-69-68-74	284 30.00 17,572.50
Patrick Reed	T62	68-69-75-72	284 30.00 17,572.50
Ryo Ishikawa	T66	68-74-68-75	285 18.00 17,077.50
Vijay Singh	T66	70-70-72-73	285 18.00 17,077.50
Ben Martin	T68	69-70-72-75	286 12.00 16,830.00
Jeff Overton	T69	69-72-71-75	287 6.00 16,582.50
Jimmy Walker	T69	72-69-71-75	287 6.00 16,582.50
Fabian Gomez	71	71-71-69-78	289 3.92 16,335.00
Russell Henley	72	73-69-76-72	290 3.84 16,170.00

The following players did not finish (C=cut, W=withdrew)

C-143-Rickie Fowler, Martin Laird, John Peterson, Brandt Snedeker, Will Wilcox, Gary Woodland **144**-Chad Campbell, Alex Cejka, Brendon de Jonge, Chris Kirk, Jason Kokrak, Kyle Reifers, Charl Schwartzel, **145**-Adam Scott, Steve Wheatcroft, Adam Hadwin, Brooks Koepka, Greg Owen, Brendan Steele, Chris Stroud, Nick Watney, **147**-Daniel Berger, Jonas Blixt, Keegan Bradley, Scott Brown, Chad Collins, Jon Curran, Chesson Hadley, Colt Knost, Jordan Spieth, Graham DeLaet, **148**-Padraig Harrington, Jerry Kelly, Marc Leishman, Boo Weekley, **149**-Andres Gonzales, John Huh, Davis Love III, Hunter Mahan, **150**-David Lingmerth, Ryan Moore, Carl Pettersson, **151**-Tim Clark, **152**-Ian Poulter, **153**-Billy Horschel, William McGirt, **155**-Matt Every **W**-Erik Compton

THE NORTHERN TRUST Summaries

2016



Patrick Reed

Bethpage State Park (Black)
Farmingdale, NY

August 22-28, 2011

FedExCup Points: 2,000 (first) **Purse: \$8,500,000**
Par/Yards: 36-35-71/7,468

LEADERS			
First Round		Second Round	
Martin Laird	66 (-5)	Patrick Reed	134 (-8)
Patrick Reed	66 (-5)	Rickie Fowler	136 (-6)
Kevin Chappell	67 (-4)	Emiliano Grillo	136 (-6)
Rickie Fowler	67 (-4)	Ryan Moore	137 (-5)
Emiliano Grillo	67 (-4)	Jason Day	138 (-4)
J.B. Holmes	67 (-4)	Adam Hadwin	138 (-4)
		Martin Laird	138 (-4)
		Sean O'Hair	138 (-4)
		Jordan Spieth	138 (-4)
Third Round			
Rickie Fowler	204 (-9)		
Patrick Reed	205 (-8)		
Adam Scott	206 (-7)		
Emiliano Grillo	207 (-6)		
Martin Laird	207 (-6)		

CUT: 79 players at 3-over 145 from a field of 120 professionals.

Saturday: Sunny with a high of 86. Wind NNE in the morning, switching to ESE then to SSE at 10-15 mph. **Sunday:** Sunny with a high of 85. Wind SSE at 10-15 mph.

WEATHER: Thursday: Sunny with a high of 84. Wind SSW at 12-18 mph with gusts of 25 mph. Friday: Sunny with a high of 90. Wind WSW at 10-15.

Player	Pos.	Score	FedEx Pts/ Money
PATRICK REED	1	66-68-71-70	275 2,000.00 \$1,530,000.00
Emiliano Grillo	T2	67-69-71-69	276 980.00 748,000.00
Sean O'Hair	T2	69-69-72-66	276 980.00 748,000.00
Jason Day	T4	68-70-70-69	277 460.00 351,333.34
Adam Scott	T4	69-72-65-71	277 460.00 351,333.33
Gary Woodland	T4	71-69-68-69	277 460.00 351,333.33
Jason Kokrak	T7	74-66-69-69	278 340.00 264,916.67
Ryan Moore	T7	69-68-72-69	278 340.00 264,916.67
Rickie Fowler	T7	67-69-68-74	278 340.00 264,916.66
Jordan Spieth	T10	71-67-72-69	279 290.00 221,000.00
Justin Thomas	T10	71-71-66-71	279 290.00 221,000.00
Tony Finau	T12	72-70-67-71	280 260.00 195,500.00
Charley Hoffman	T13	71-69-74-67	281 225.60 154,700.00
Billy Horschel	T13	69-72-70-70	281 225.60 154,700.00
Phil Mickelson	T13	70-73-70-68	281 225.60 154,700.00
Ryan Palmer	T13	71-68-70-72	281 225.60 154,700.00
Bubba Watson	T13	71-74-70-66	281 225.60 154,700.00
Dustin Johnson	T18	70-72-67-73	282 206.00 114,750.00
Sung Kang	T18	68-75-75-64	282 206.00 114,750.00
Martin Laird	T18	66-72-69-75	282 206.00 114,750.00
Louis Oosthuizen	T18	72-73-70-67	282 206.00 114,750.00
Jhonattan Vegas	T22	68-71-74-70	283 180.00 72,722.23
Johnsong Wagner	T22	74-69-76-64	283 180.00 72,722.23
Jason Dufner	T22	73-68-69-73	283 180.00 72,722.22
Brian Harman	T22	70-72-71-70	283 180.00 72,722.22
Jim Herman	T22	71-68-73-71	283 180.00 72,722.22
Jamie Lovemark	T22	74-66-69-74	283 180.00 72,722.22
Scott Piercy	T22	69-72-72-70	283 180.00 \$72,722.22

Player	Pos.	Score	FedEx Pts/ Money
Brendan Steele	T22	73-70-68-72	283 180.00 72,722.22
Kevin Streelman	T22	71-70-67-75	283 180.00 72,722.22
Paul Casey	T31	71-70-71-72	284 142.00 45,220.00
Kevin Chappell	T31	67-72-75-70	284 142.00 45,220.00
Derek Fathauer	T31	69-73-73-69	284 142.00 45,220.00
John Huh	T31	69-71-73-71	284 142.00 45,220.00
Jerry Kelly	T31	70-70-72-72	284 142.00 45,220.00
Ben Martin	T31	71-70-74-69	284 142.00 45,220.00
Rory McIlroy	T31	71-69-71-73	284 142.00 45,220.00
Chez Reavie	T31	70-71-70-73	284 142.00 45,220.00
Justin Rose	T31	73-70-70-71	284 142.00 45,220.00
John Senden	T31	70-71-75-68	284 142.00 45,220.00
Blayne Barber	T41	70-69-71-75	285 108.00 29,750.00
Jim Furyk	T41	70-71-71-73	285 108.00 29,750.00
J.B. Holmes	T41	67-72-76-70	285 108.00 29,750.00
William McGirt	T41	73-70-75-67	285 108.00 29,750.00
Brian Stuard	T41	71-73-68-73	285 108.00 29,750.00
Hudson Swafford	T41	72-73-72-68	285 108.00 29,750.00
Tyrone V. Aswegen	T41	73-71-72-69	285 108.00 29,750.00
Russell Henley	T48	72-73-71-70	286 84.00 21,624.00
Zach Johnson	T48	73-69-75-69	286 84.00 21,624.00
Kevin Kisner	T48	70-72-68-76	286 84.00 21,624.00
Webb Simpson	T48	72-73-71-70	286 84.00 21,624.00
Brandt Snedeker	T48	70-73-70-73	286 84.00 21,624.00
Keegan Bradley	T53	70-71-74-72	287 60.00 19,404.29
David Hearn	T53	75-70-69-73	287 60.00 19,404.29
Vijay Singh	T53	72-70-74-71	287 60.00 \$19,404.29
Steve Stricker	T53	74-70-69-74	287 60.00 19,404.29

Player	Pos.	Score	FedEx Pts/ Money
Ricky Barnes	T53	72-67-71-77	287 60.00 19,404.28
Luke Donald	T53	69-71-72-75	287 60.00 19,404.28
Charl Schwartzel	T53	73-71-67-76	287 60.00 19,404.28
Harris English	T60	74-67-74-73	288 38.00 18,445.00
Fabian Gomez	T60	73-71-74-70	288 38.00 18,445.00
Russell Knox	T60	73-69-76-70	288 38.00 18,445.00
Harold Varner III	T60	72-67-74-75	288 38.00 18,445.00
Adam Hadwin	T64	70-68-74-77	289 22.00 17,765.00
Billy Hurley III	T64	73-68-76-72	289 22.00 17,765.00
Matt Kuchar	T64	72-72-76-69	289 22.00 17,765.00
Shawn Stefani	T64	71-72-74-72	289 22.00 17,765.00
Jon Curran	T68	75-67-72-76	290 10.00 17,255.00
Kyle Reifers	T68	72-73-75-70	290 10.00 17,255.00
Daniel Berger	T70	71-72-74-74	291 3.88 16,745.00
Lucas Glover	T70	69-74-73-75	291 3.88 16,745.00
Brooks Koepka	T70	73-72-73-73	291 3.88 16,745.00
Robert Streb	T70	71-73-71-76	291 3.88 16,745.00
Zac Blair	T74	70-72-77-73	292 3.60 16,150.00
Jonas Blixt	T74	68-74-74-76	292 3.60 16,150.00
Kyle Stanley	T74	75-70-74-73	292 3.60 16,150.00
Jason Bohn	T77	71-74-74-74	293 3.44 15,810.00
Graham DeLaet	T78	73-72-76-73	294 3.32 15,555.00
Peter Malnati	T78	73-72-74-75	294 3.32 15,555.00

The following players did not finish (C=cut, W=withdrew)

C-146-Chad Campbell, Roberto Castro, Ben Crane, James Hahn, Michael Kim, Si Woo Kim, Colt Knost, Hideki Matsuyama, **147**-Charles Howell III, Freddie Jacobson, Patton Kizzire, Danny Lee, Spencer Levin, Andrew Loupe, Kevin Na, Seung-Yul Noh, Patrick Rodgers, Daniel Summerhays, Vaughn Taylor, Jimmy Walker, **148**-Bill Haas, Chris Kirk, David Lingmerth, Graeme McDowell, Bryce Molder, **149**-Mark Hubbard, Smylie Kaufman, Marc Leishman, Troy Merritt, Francesco Molinari, Boo Weekley, **150**-Aaron Baddeley, Scott Brown, Branden Grace, Luke List, **151**-Cameron Tringale, **152**-K.J. Choi, **156**-David Toms. **W**-Brett Stegmaier, **77**-Robert Garrigus, **74**-Henrik Stenson.

THE NORTHERN TRUST Summaries

2017



Dustin Johnson

Glen Oaks Club
Old Westbury, NY

August 21-27, 2017

FedExCup Points: 2,000 (first)
Par/Yards: 35-35-70/7,346

Purse: \$8,750,000

LEADERS	First Round	Second Round	Third Round
	Russell Henley 64 (-6)	Rickie Fowler 134 (-6)	Jordan Spieth 198 (-12)
	Dustin Johnson 65 (-5)	Dustin Johnson 134 (-6)	Dustin Johnson 201 (-9)
	Scott Brown 66 (-4)	Jordan Spieth 134 (-6)	Paul Casey 203 (-7)
	Chris Kirk 66 (-4)	Jhonattan Vegas 134 (-6)	Matt Kuchar 203 (-7)
	Camilo Villegas 66 (-4)	Matt Kuchar 135 (-5)	Jon Rahm 203 (-7)
		Bubba Watson 135 (-5)	Patrick Reed 203 (-7)

CUT: 70 players at 2-over 142 from a field of 120 professionals

8-12 mph. **Saturday:** Sunny with a high of 77. Light wind NE 2-6 mph.
Sunday: Mostly sunny with a high of 76. Wind ESE 6-12 mph. ph.

WEATHER: **Thursday:** Sunny with a high of 81. Wind NW 5-10 mph. **Friday:** Sunny morning and partly cloudy late in the day with a high of 78. Wind NNW

Player	Pos.	Score	FedEx Pts/ Money
DUSTIN JOHNSON	1	65-69-67-66	267 2,000.00 \$1,575,000.00
Jordan Spieth	2	69-65-64-69	267 1,200.00 945,000.00
Jon Rahm	3	68-68-67-68	271 650.00 507,500.00
Jhonattan Vegas	3	69-65-72-65	271 650.00 507,500.00
Paul Casey	5	69-68-66-71	274 440.00 350,000.00
Kevin Chappell	T6	68-73-64-70	275 355.00 283,281.25
Jason Day	T6	69-71-68-67	275 355.00 283,281.25
Webb Simpson	T6	73-66-71-65	275 355.00 283,281.25
Justin Thomas	T6	68-69-69-69	275 355.00 283,281.25
Patrick Cantlay	T10	67-70-69-70	276 248.57 187,500.00
Matt Kuchar	T10	71-64-68-73	276 248.57 187,500.00
Louis Oosthuizen	T10	67-72-68-69	276 248.57 187,500.00
Cheez Reavie	T10	69-68-69-70	276 248.57 187,500.00
Justin Rose	T10	68-68-69-71	276 248.57 187,500.00
Robert Streb	T10	71-70-66-69	276 248.57 187,500.00
Bubba Watson	T10	67-68-71-70	276 248.57 187,500.00
Charley Hoffman	T17	72-70-70-65	277 196.00 131,250.00
Xander Schauffele	T17	71-66-72-68	277 196.00 131,250.00
Henrik Stenson	T17	69-72-67-69	277 196.00 131,250.00
Jason Dufner	T20	69-69-68-72	278 164.00 98,350.00
Rickie Fowler	T20	68-66-74-70	278 164.00 98,350.00
Martin Laird	T20	69-69-69-71	278 164.00 98,350.00
Patrick Reed	T20	70-67-66-75	278 164.00 98,350.00
Harold Varner III	T20	67-70-71-70	278 164.00 98,350.00

Player	Pos.	Score	FedEx Pts/ Money
Scott Brown	T25	66-74-67-72	279 133.00 \$69,781.25
Russell Henley	T25	64-72-70-73	279 133.00 69,781.25
Jason Kokrak	T25	71-69-70-69	279 133.00 69,781.25
Kyle Stanley	T25	70-71-72-66	279 133.00 69,781.25
Emiliano Grillo	T29	69-73-70-68	280 109.00 58,187.50
David Lingmerth	T29	71-68-68-73	280 109.00 58,187.50
Kevin Na	T29	71-71-69-69	280 109.00 58,187.50
Charl Schwartzel	T29	70-70-71-69	280 109.00 58,187.50
Daniel Berger	T33	69-68-72-72	281 94.00 51,625.00
Martin Flores	T34	67-73-69-73	282 78.00 44,187.50
Whee Kim	T34	69-69-70-74	282 78.00 44,187.50
Luke List	T34	70-70-74-68	282 78.00 44,187.50
Rory Mollroy	T34	73-68-69-72	282 78.00 44,187.50
Pat Perez	T34	70-68-71-73	282 78.00 44,187.50
Camilo Villegas	T34	66-71-72-73	282 78.00 44,187.50
Lucas Glover	T40	69-71-72-71	283 60.00 35,875.00
Chris Kirk	T40	66-73-71-73	283 60.00 35,875.00
Geoff Ogilvy	T40	72-70-69-72	283 60.00 35,875.00
Hudson Swafford	T43	70-72-71-71	284 44.00 28,058.34
Vaughn Taylor	T43	71-70-75-68	284 44.00 28,058.34
Keegan Bradley	T43	68-70-66-80	284 44.00 28,058.33
Si Woo Kim	T43	72-69-70-73	284 44.00 28,058.33
Scott Stallings	T43	71-70-70-73	284 44.00 28,058.33
Kevin Tway	T43	70-71-70-73	284 44.00 28,058.33

Player	Pos.	Score	FedEx Pts/ Money
Luke Donald	T49	71-71-72-71	285 32.00 \$21,595.00
Brooks Koepka	T49	72-68-73-72	285 32.00 21,595.00
Ryan Moore	T49	72-69-72-72	285 32.00 21,595.00
C.T. Pan	T49	70-69-69-77	285 32.00 21,595.00
Richy Werenski	T49	70-71-72-72	285 32.00 21,595.00
Wesley Bryan	T54	70-72-69-75	286 22.15 19,687.50
Tony Finau	T54	72-68-69-77	286 22.15 19,687.50
Kevin Kisner	T54	69-72-70-75	286 22.15 19,687.50
William McGirt	T54	69-71-74-72	286 22.15 19,687.50
Phil Mickelson	T54	72-68-71-75	286 22.15 19,687.50
Rod Pampling	T54	71-71-75-69	286 22.15 19,687.50
D.A. Points	T54	72-66-74-74	286 22.15 19,687.50
J.J. Spaun	T54	71-68-72-75	286 22.15 19,687.50
Ryan Blaum	T62	68-72-71-76	287 17.20 18,637.50
Charles Howell III	T62	69-71-74-73	287 17.20 18,637.50
Mackenzie Hughes	T62	70-69-73-75	287 17.20 18,637.50
Grayson Murray	T62	72-68-71-76	287 17.20 18,637.50
Ian Poulter	T66	71-70-74-73	288 15.20 18,200.00
Chad Campbell	T67	70-71-70-78	289 14.00 17,937.50
Morgan Hoffmann	T67	71-69-70-79	289 14.00 17,937.50
Sean O'Hair	T69	72-70-76-74	292 12.80 17,675.00
Kelly Kraft	T70	67-74-78-76	295 12.00 17,500.00

The following players did not finish
(C=cut, W=withdrew)

C-143-Bud Cauley, Bryson DeChambeau, Brian Gay, Branden Grace, Adam Hadwin, Jim Herman, Zach Johnson, Marc Leishman, Hideki Matsuyama, Seung-Yul Noh, Tyrone Van Aswegen, **144**-Robert Garrigus, Bill Haas, J.J. Henry, Sung Kang, Francesco Molinari, Steve Stricker, Nick Watney, **145**-Stewart Cink, Harris English, Brian Harman, J.B. Holmes, Billy Horschel, Danny Lee, Rory Sabbatini, Cameron Smith, Brendan Steele, Chris Stroud, Jimmy Walker, **146**-Blayne Barber, Patrick Rodgers, Gary Woodland, **147**-Jonas Blixt, Brandon Hagy, Michael Kim, Patton Kizzire, Ben Martin, **148**-James Hahn, Ollie Schniederjans, **149**-John Huh, Russell Knox, Anirban Lahiri, **150**-Byeong Hun An, Jamie Lovemark, **151**-Rafa Cabrera Bello, Derek Fathauer, **152**-Nick Taylor, **154**-Cody Gribble, Kevin Streelman. **W-74**-Graham DeLaet.

THE NORTHERN TRUST Summaries

2018



Bryson DeChambeau

Ridgewood CC
Paramus, NJ

August 20-26, 2018

FedExCup Points: 2,000 (1st)
Par/Yardage: 35-36--71/7385

Purse: \$9,000,000

LEADERS		
First Round	Second Round	Third Round
Jamie Lovemark 66 (-5)	Brooks Koepka 132 (-10)	Bryson DeChambeau..... 197 (-16)
Sean O'Hair 66 (-5)	Jamie Lovemark 132 (-10)	Keegan Bradley 201 (-12)
Vaughn Taylor 66 (-5)	Adam Scott 133 (-9)	Tony Finau 202 (-11)
Kevin Tway 66 (-5)	Bryson DeChambeau..... 134 (-8)	Cameron Smith 202 (-11)
Rafa Cabrera Bello 67 (-4)	Dustin Johnson 134 (-8)	Billy Horschel 203 (-10)
Paul Casey 67 (-4)		Adam Scott 203 (-10)
Alex Cejka 67 (-4)		
Tommy Fleetwood 67 (-4)		
Beau Hossler 67 (-4)		
Dustin Johnson 67 (-4)		
Brooks Koepka 67 (-4)		
Danny Lee 67 (-4)		
Hideki Matsuyama 67 (-4)		
Kevin Na 67 (-4)		
Scott Piercy 67 (-4)		
Andrew Putnam 67 (-4)		
Jhonattan Vegas 67 (-4)		
Bryson DeChambeau 68 (-3)		

CUT: 80 players at even par 142 from a field of 119 professionals

Saturday: Mostly sunny. High of 82. Wind S 4-8 mph. Sunday: Partly cloudy. High of 84. Wind SW 10-15 mph.

WEATHER: Thursday: Partly cloudy with light rain early in the morning. High of 80. Wind NW 10-15 mph. Friday: Sunny, with a high of 83. Wind SW 4-8 mph.

Player	Pos.	Score	FedEx Pts/ Money
BRYSON DECHAMBEAU.. 1	68-66-63-69	266	2,000.00 \$1,620,000.00
Tony Finau..... 2	69-67-66-68	270	1,200.00 972,000.00
Billy Horschel..... 3	69-69-65-68	271	650.00 522,000.00
Cameron Smith..... 3	69-68-65-69	271	650.00 522,000.00
Ryan Palmer..... 15	68-67-72-65	272	400.00 328,500.00
Adam Scott..... 15	69-64-70-69	272	400.00 328,500.00
Aaron Wise..... 15	70-68-67-67	272	400.00 328,500.00
Patrick Cantlay..... 18	69-67-68-69	273	320.00 261,000.00
Brooks Koepka..... 18	67-65-72-69	273	320.00 261,000.00
Justin Thomas..... 18	69-67-69-68	273	320.00 261,000.00
Bronson Burgoon.. 111	68-73-67-66	274	252.00 198,000.00
Adam Hadwin..... 111	71-65-68-70	274	252.00 198,000.00
Dustin Johnson..... 111	67-67-72-68	274	252.00 198,000.00
Nick Watney..... 111	69-68-68-69	274	252.00 198,000.00
Daniel Berger..... 115	69-70-68-68	275	204.00 144,000.00
Hideki Matsuyama 115	67-73-67-68	275	204.00 144,000.00
Phil Mickelson..... 115	68-68-68-71	275	204.00 144,000.00
Kevin Na..... 115	67-75-66-67	275	204.00 144,000.00
Jhonattan Vegas... 115	67-68-72-68	275	204.00 144,000.00
Jason Day..... 120	71-66-68-71	276	164.00 101,160.00
Tommy Fleetwood 120	67-68-73-68	276	164.00 101,160.00
Tyrrell Hatton..... 120	69-70-73-64	276	164.00 101,160.00
Charley Hoffman... 120	69-70-67-70	276	164.00 101,160.00
Chez Reavie..... 120	71-66-67-72	276	164.00 101,160.00
Patrick Reed..... 125	69-71-67-70	277	136.00 73,500.00
Jordan Spieth..... 125	70-70-64-73	277	136.00 73,500.00

Player	Pos.	Score	FedEx Pts/ Money
Brian Stuard..... 125	68-71-68-70	277	136.00 73,500.00
Sean O'Hair..... 128	66-69-72-71	278	109.00 \$59,850.00
Louis Oosthuizen.. 128	71-66-68-73	278	109.00 59,850.00
Sam Ryder..... 128	69-69-68-72	278	109.00 59,850.00
Webb Simpson..... 128	71-66-69-72	278	109.00 59,850.00
Scott Stallings..... 128	70-69-67-72	278	109.00 59,850.00
Kyle Stanley..... 128	71-70-66-71	278	109.00 59,850.00
Keegan Bradley..... 134	70-69-62-78	279	78.00 45,450.00
Danny Lee..... 134	67-73-72-67	279	78.00 45,450.00
Marc Leishman..... 134	73-69-70-67	279	78.00 45,450.00
Jamie Lovemark... 134	66-66-73-74	279	78.00 45,450.00
Seamus Power..... 134	71-71-70-67	279	78.00 45,450.00
Bubba Watson..... 134	71-67-71-70	279	78.00 45,450.00
Byeong Hun An..... 140	71-71-67-71	280	50.75 32,400.00
Zach Johnson..... 140	72-68-71-69	280	50.75 32,400.00
Jason Kokrak..... 140	71-69-73-67	280	50.75 32,400.00
Pat Perez..... 140	73-68-69-70	280	50.75 32,400.00
Ted Potter, Jr..... 140	71-69-69-71	280	50.75 32,400.00
Kevin Streelman... 140	69-69-70-72	280	50.75 32,400.00
Harold Varner III .. 140	69-68-72-71	280	50.75 32,400.00
Tiger Woods..... 140	71-71-68-70	280	50.75 32,400.00
Emiliano Grillo..... 148	69-70-72-70	281	31.00 22,162.50
Brian Harman..... 148	72-69-70-70	281	31.00 22,162.50
Whee Kim..... 148	72-68-69-72	281	31.00 22,162.50
Luke List..... 148	70-69-68-74	281	31.00 22,162.50
Scott Piercy..... 148	67-72-71-71	281	31.00 22,162.50
Ian Poulter..... 148	69-73-70-69	281	31.00 22,162.50

Player	Pos.	Score	FedEx Pts/ Money
Peter Uihlein..... 148	68-68-71-74	281	31.00 22,162.50
Gary Woodland..... 148	72-68-68-73	281	31.00 \$22,162.50
Alex Cejka..... 156	67-74-72-69	282	22.00 20,250.00
Chesson Hadley... 156	72-69-70-71	282	22.00 20,250.00
Trey Mullinax..... 156	68-74-73-67	282	22.00 20,250.00
Kevin Tway..... 156	66-69-71-76	282	22.00 20,250.00
Rafa Cabrera Bello 160	67-71-77-68	283	16.40 18,990.00
Paul Casey..... 160	67-73-69-74	283	16.40 18,990.00
Austin Cook..... 160	68-74-68-73	283	16.40 18,990.00
Brandon Harkins... 160	73-69-69-72	283	16.40 18,990.00
Beau Hossler..... 160	67-71-66-79	283	16.40 18,990.00
Patton Kizzire..... 160	70-70-73-70	283	16.40 18,990.00
Matt Kuchar..... 160	72-69-71-71	283	16.40 18,990.00
C.T. Pan..... 160	70-72-74-67	283	16.40 18,990.00
Sam Saunders..... 160	68-70-74-71	283	16.40 18,990.00
J.J. Spaun..... 160	70-71-73-69	283	16.40 18,990.00
Brian Gay..... 170	71-68-73-72	284	12.00 10,000.00
Anirban Lahiri..... 171	71-71-75-68	285	11.40 17,730.00
Jimmy Walker..... 171	69-72-68-76	285	11.40 17,730.00
Kevin Kisner..... 173	69-69-75-73	286	10.60 17,370.00
Martin Laird..... 173	70-72-71-73	286	10.60 17,370.00
Sung Kang..... 175	69-72-67-79	287	10.00 17,100.00
Si Woo Kim..... 176	69-72-74-73	288	9.40 16,830.00
Andrew Landry..... 176	73-69-74-72	288	9.40 16,830.00
Ryan Armour..... 178	69-72-73-76	290	8.40 16,380.00
Chris Kirk..... 178	70-72-74-74	290	8.40 16,380.00
Andrew Putnam..... 178	67-72-76-75	290	8.40 16,380.00

The following players did not finish (C=cut, W=withdrew)

C-143-Abraham Ancer, Jason Dufner, Branden Grace, James Hahn, John Huh, Michael Kim, Xander Schauffele, Charl Schwartzel, Nick Taylor, **144**-Russell Henley, J.B. Holmes, Francesco Molinari, Ryan Moore, Alex Noren, Ollie Schniederjans, Vaughn Taylor, **145**-Scott Brown, Joel Dahmen, Harris English, Russell Knox, **146**-Stewart Cink, Tom Hoge, Charles Howell III, Justin Rose, Rory Sabbatini, **147**-Brice Garnett, Kelly Kraft, Brendan Steele, **148**-Ryan Blaum, Kevin Chappell, Jon Rahm, **149**-Tyler Duncan, Satoshi Kodaira, Richy Werenski, **150**-Troy Merritt, J.T. Poston, **151**-William McGirt, Keith Mitchell. **W-78**-Grayson Murray.

THE NORTHERN TRUST Summaries

2019



Patrick Reed

Liberty National GC
Jersey City, NJ

August 5-11, 2019

FedExCup Points: 2,000 (1st)
Par/Yardage: 36-35--71/7,370

Purse: \$9,250,000

LEADERS		First Round	Second Round	Third Round
	Troy Merritt	62 (-9)	Dustin Johnson.....130 (-12)	Patrick Reed.....199 (-14)
	Dustin Johnson	63 (-8)	Jordan Spieth.....131 (-11)	Abraham Ancer.....200 (-13)
	Kevin Kisner	64 (-7)	Patrick Reed.....132 (-10)	Jon Rahm.....201 (-12)
	Jon Rahm	64 (-7)	Jon Rahm.....132 (-10)	Brandt Snedeker.....201 (-12)
	Tony Finau	65 (-6)	Abraham Ancer.....132 (-10)	Justin Rose.....202 (-11)
	Webb Simpson	65 (-6)	Troy Merritt.....132 (-10)	Harold Varner III.....202 (-11)
	Rory Mclroy	65 (-6)		Danny Willett.....202 (-11)
	Justin Rose	65 (-6)		
	Webb Simpson	65 (-6)		
	Patrick Reed	66 (-5)		

CUT: 85 players at 1-under par 141 from a field of 121 professionals

through suspending play from 4 p.m. until 4:37 p.m., a delay of 37 minutes.

WEATHER: Thursday: Partly cloudy, with a high of 87. Wind WSW 10-18 mph. Friday: Sunny, with a high of 86. Wind WNW 8-16 mph. A storm passed

Saturday: Partly cloudy, with a high of 84. Wind WNW 12-22 mph. Sunday: Mostly sunny, with a high of 83. Wind WNW at 6-12 mph.

Player	Pos.	Score	FedEx Pts/	Money
PATRICK REED	1	66-66-67-69	268	2,000.00 \$1,665,000.00
Abraham Ancer	2	67-65-68-69	269	1,200.00 999,000.00
Jon Rahm	T3	64-68-69-69	270	650.00 536,500.00
Harold Varner III	T3	67-67-68-68	270	650.00 536,500.00
Adam Scott	5	68-69-69-65	271	440.00 370,000.00
Rory Mclroy	T6	65-68-70-69	272	355.00 299,468.75
Louis Oosthuizen	T6	68-65-70-69	272	355.00 299,468.75
Brandt Snedeker	T6	71-67-63-71	272	355.00 299,468.75
Jordan Spieth	T6	67-64-74-67	272	355.00 299,468.75
Ian Poulter	T10	68-66-71-68	273	290.00 240,500.00
Justin Rose	T10	65-68-69-71	273	290.00 240,500.00
Patrick Cantlay	T12	70-67-70-67	274	227.33 175,750.00
Kevin Kisner	T12	64-70-72-68	274	227.33 175,750.00
Jason Kokrak	T12	68-70-70-66	274	227.33 175,750.00
Troy Merritt	T12	62-70-72-70	274	227.33 175,750.00
Andrew Putnam	T12	69-64-74-67	274	227.33 175,750.00
Justin Thomas	T12	67-68-71-68	274	227.33 175,750.00
Wyndham Clark	T18	67-66-73-69	275	188.00 129,500.00
Ryan Moore	T18	68-72-67-68	275	188.00 129,500.00
Webb Simpson	T18	65-73-67-70	275	188.00 129,500.00
Cameron Champ	T21	71-70-66-69	276	164.00 103,600.00
Corey Conners	T21	66-71-70-69	276	164.00 103,600.00
Billy Horschel	T21	72-67-67-70	276	164.00 103,600.00
Byron DeChambeau	T24	68-68-71-70	277	133.00 74,925.00
Dustin Johnson	T24	63-67-74-73	277	133.00 74,925.00
C. T. Pan	T24	68-67-72-70	277	133.00 74,925.00
Adam Schenk	T24	67-72-71-67	277	133.00 74,925.00
Kevin Tway	T24	68-73-71-65	277	133.00 74,925.00

Player	Pos.	Score	FedEx Pts/	Money
Danny Willett	T24	66-70-66-75	277	133.00 \$74,925.00
Branden Grace	T30	68-73-71-66	278	92.50 53,765.63
Andrew Landry	T30	68-67-73-70	278	92.50 53,765.63
Joaquin Niemann	T30	70-71-71-66	278	92.50 53,765.63
Vaughn Taylor	T30	69-68-73-68	278	92.50 53,765.63
Tony Finau	T30	65-73-70-70	278	92.50 53,765.62
Matt Jones	T30	67-71-68-72	278	92.50 53,765.62
Brooks Koepka	T30	70-69-69-70	278	92.50 53,765.62
Hideki Matsuyama	T30	68-68-70-72	278	92.50 53,765.62
Byeong Hun An	T38	73-66-68-72	279	64.00 39,775.00
Max Homa	T38	66-71-67-75	279	64.00 39,775.00
Sungjae Im	T38	67-68-76-68	279	64.00 39,775.00
Chez Reavie	T38	66-74-69-70	279	64.00 39,775.00
Jhonattan Vegas	T38	72-69-71-67	279	64.00 39,775.00
Ryan Armour	T43	70-68-70-72	280	40.66 27,565.00
Tommy Fleetwood	T43	69-72-69-70	280	40.66 27,565.00
Dylan Frittelli	T43	66-72-73-69	280	40.66 27,565.00
Lucas Glover	T43	71-68-72-69	280	40.66 27,565.00
Chesson Hadley	T43	66-72-73-69	280	40.66 27,565.00
Adam Hadwin	T43	67-71-73-69	280	40.66 27,565.00
Sebastián Muñoz	T43	70-69-68-73	280	40.66 27,565.00
Rory Sabbatini	T43	68-73-71-68	280	40.66 27,565.00
Aaron Wise	T43	68-73-71-68	280	40.66 27,565.00
Brian Harman	T52	68-71-70-72	281	25.02 21,354.29
J.B. Holmes	T52	70-71-69-71	281	25.02 21,354.29
Collin Morikawa	T52	71-70-72-68	281	25.02 21,354.29
Gary Woodland	T52	73-68-71-69	281	25.02 21,354.29
Jim Furyk	T52	72-66-69-74	281	25.02 21,354.28

Player	Pos.	Score	FedEx Pts/	Money
Shane Lowry	T52	69-67-72-73	281	25.02 \$21,354.28
Brian Stuard	T52	66-69-70-76	281	25.02 21,354.28
Tyrrell Hatton	T59	69-69-72-72	282	19.20 20,165.00
Russell Henley	T59	69-70-70-73	282	19.20 20,165.00
J.T. Poston	T59	67-70-70-75	282	19.20 20,165.00
Cameron Smith	T59	67-74-70-71	282	19.20 20,165.00
Nick Watney	T59	71-69-71-71	282	19.20 20,165.00
Keegan Bradley	T64	70-69-72-72	283	16.00 19,425.00
Keith Mitchell	T64	70-70-71-72	283	16.00 19,425.00
Roger Sloan	T64	68-70-71-74	283	16.00 19,425.00
Joel Dahmen	T67	67-69-75-73	284	13.20 18,777.50
Mackenzie Hughes	T67	73-68-70-73	284	13.20 18,777.50
Carlos Ortiz	T67	67-74-73-70	284	13.20 18,777.50
Scott Piercy	T67	71-70-71-72	284	13.20 18,777.50
Kiradech Aphibarnrat	T71	67-73-76-69	285	10.80 17,945.00
Talor Gooch	T71	74-67-72-72	285	10.80 17,945.00
Phil Mickelson	T71	72-66-75-72	285	10.80 17,945.00
Kyle Stanley	T71	69-70-72-74	285	10.80 17,945.00
Matthew Wolff	T71	69-71-72-73	285	10.80 17,945.00
Scott Brown	T76	70-69-77-71	287	9.60 17,390.00
Charley Hoffman	T77	74-67-75-72	288	8.60 16,927.50
Luke List	T77	69-70-76-73	288	8.60 16,927.50
Kevin Na	T77	69-67-72-80	288	8.60 16,927.50
Ryan Palmer	T77	70-67-78-73	288	8.60 16,927.50
Danny Lee	T81	70-69-73-77	289	7.60 16,465.00
Francesco Molinari	82	69-72-75-74	290	7.20 16,280.00
Martin Laird	83	71-70-75-75	291	6.80 16,095.00
Si Woo Kim	84	70-71-76-76	293	6.40 15,910.00

The following players did not finish (C=cut, W=withdrew)

C-142-Jason Day, Rickie Fowler, Emiliano Grillo, Patton Kizzire, Pat Perez, Xander Schauffele, Nick Taylor, Michael Thompson, Cameron Tringale, **143**-Matt Every, Charles Howell III, Sung Kang, Matt Kuchar, Nate Lashley, Graeme McDowell, Kevin Streelman, **144**-Kyoung-Hoon Lee, Marc Leishman, Peter Malnati, Denny McCarthy, Patrick Rodgers, **145**-Jonas Blixt, Brice Garnett, Sam Ryder, Sepp Straka, Bubba Watson, **146**-Sergio Garcia, Russell Knox, **147**-Kelly Kraft, Adam Long, J.J. Spaun, Scott Stallings, **150**-Brian Gay **W**-Aaron Baddeley, **76**-Chris Stroud, **75**-Tiger Woods, **216**-Bud Cauley.

THE NORTHERN TRUST Summaries

2020



Dustin Johnson

TPC Boston
Norton, MA

Aug 20-23, 2020
Par/Yardage: 36-35--71/7308 yds.

FedExCup Points: 1,500 (winner)

Purse: \$9,500,000

LEADERS	First Round	Second Round	Third Round
	Cameron Davis 64 (-7)	Dustin Johnson 127 (-15)	Dustin Johnson 191 (-22)
	Harris English 64 (-7)	Cameron Davis 129 (-13)	Harris English 196 (-17)
	Russell Henley 64 (-7)	Scottie Scheffler 129 (-13)	Scottie Scheffler 196 (-17)
	Kevin Streelman 64 (-7)	Harris English 130 (-12)	Louis Oosthuizen 198 (-15)
	Dustin Johnson T20 (-4)	Danny Lee 130 (-12)	Daniel Berger 199 (-14)
		Louis Oosthuizen 130 (-12)	Harry Higgs 199 (-14)
			Danny Lee 199 (-14)

36-HOLE CUT: 70 professionals at 3-under 139 from a field of 123 professionals

WEATHER: Thursday: Sunny, with a high of 80. Wind WSW 5-10 mph. Friday: Mostly sunny, with a high of 86. Wind SW 10-15. Saturday: Partly cloudy with a

high of 88. SW wind 5-10 mph. Due to inclement weather, round three was suspended from 3:45 p.m. until 4:35 p.m. Sunday: Partly cloudy, with a high of 89. Wind SW 7-13 mph. Due to inclement weather, round four was suspended from 6 p.m. until 7:14 p.m.

Player	Pos.	Score	FedEx Pts/ Money
DUSTIN JOHNSON	1	67-60-64-63-254	1,500.00 1,710,000.00
Harris English.....	2	64-66-66-69-265	900.00 1,035,500.00
Daniel Berger.....	3	66-66-67-67-266	570.00 655,500.00
Scottie Scheffler.....	T4	70-59-67-71-267	367.50 427,500.00
Kevin Kisner.....	T4	65-66-70-66-267	367.50 427,500.00
Webb Simpson.....	T6	70-64-68-66-268	285.00 332,500.00
Jon Rahm.....	T6	69-67-67-65-268	285.00 332,500.00
Russell Henley.....	T8	64-67-70-68-269	240.00 277,875.00
Ryan Palmer.....	T8	67-67-68-67-269	240.00 277,875.00
Alex Noren.....	T8	69-68-64-68-269	240.00 277,875.00
Brian Harman.....	T11	67-66-73-64-270	202.50 230,375.00
Harry Higgs.....	T11	67-66-66-71-270	202.50 230,375.00
Jason Kokrak.....	T13	68-68-70-65-271	165.60 175,275.00
Louis Oosthuizen.....	T13	65-65-68-73-271	165.60 175,275.00
Charley Hoffman.....	T13	65-68-68-70-271	165.60 175,275.00
Mackenzie Hughes.....	T13	68-68-66-69-271	165.60 175,275.00
Robby Shelton.....	T13	66-71-71-63-271	165.60 175,275.00
Viktor Hovland.....	T18	68-70-68-66-272	129.00 117,189.29
Talor Gooch.....	T18	66-72-65-69-272	129.00 117,189.29
Cameron Smith.....	T18	69-68-66-69-272	129.00 117,189.29
Sebastián Muñoz.....	T18	65-71-69-67-272	129.00 117,189.29
Matt Kuchar.....	T18	69-69-66-68-272	129.00 117,189.29
Bubba Watson.....	T18	65-68-67-72-272	129.00 117,189.29
Danny Lee.....	T18	66-64-69-73-272	129.00 117,189.29
Justin Rose.....	T25	69-70-67-67-273	99.75 76,237.50
Xander Schauffele.....	T25	68-71-67-67-273	99.75 76,237.50
Tyrrell Hatton.....	T25	67-71-63-72-273	99.75 76,237.50
Cory Conners.....	T25	72-65-69-67-273	99.75 76,237.50

Player	Pos.	Score	FedEx Pts/ Money
Cameron Davis.....	T29	64-65-72-73-274	69.75 55,860.00
Tyler Duncan.....	T29	69-69-69-67-274	69.75 55,860.00
Mark Hubbard.....	T29	67-71-68-68-274	69.75 55,860.00
Wyndham Clark.....	T29	68-71-67-68-274	69.75 55,860.00
Scott Piercy.....	T29	65-70-70-69-274	69.75 55,860.00
Cameron Tringale.....	T29	67-72-67-68-274	69.75 55,860.00
Troy Merritt.....	T29	72-67-70-65-274	69.75 55,860.00
Kyounghoon Lee.....	T29	67-68-69-70-274	69.75 55,860.00
Hideki Matsuyama.....	T29	70-69-65-70-274	69.75 55,860.00
Keegan Bradley.....	T29	68-67-69-70-274	69.75 55,860.00
Ian Poulter.....	T39	66-67-73-69-275	45.00 39,425.00
Kevin Na.....	T39	71-65-73-66-275	45.00 39,425.00
J.T. Poston.....	T39	71-67-66-71-275	45.00 39,425.00
Adam Schenk.....	T39	70-66-71-68-275	45.00 39,425.00
Si Woo Kim.....	T39	68-64-70-73-275	45.00 39,425.00
Matthew Wolff.....	T44	65-67-77-67-276	31.80 30,001.00
Charles Howell III.....	T44	66-70-68-72-276	31.80 30,001.00
Emiliano Grillo.....	T44	69-64-73-70-276	31.80 30,001.00
Tommy Fleetwood.....	T44	66-69-71-70-276	31.80 30,001.00
Brendan Steele.....	T44	68-67-69-72-276	31.80 30,001.00
Justin Thomas.....	T49	68-67-71-71-277	21.30 23,169.45
Rickie Fowler.....	T49	67-70-71-69-277	21.30 23,169.45
Paul Casey.....	T49	70-69-67-71-277	21.30 23,169.45
Zach Johnson.....	T49	69-69-67-72-277	21.30 23,169.45
Chez Reavie.....	T49	68-70-67-72-277	21.30 23,169.45
Denny McCarthy.....	T49	69-68-69-71-277	21.30 23,169.45
Beau Hossler.....	T49	73-66-66-72-277	21.30 23,169.45
Patrick Reed.....	T49	68-71-68-70-277	21.30 23,169.45

Player	Pos.	Score	FedEx Pts/ Money
Adam Long.....	T49	68-67-72-70-277	21.30 23,169.45
Lanto Griffin.....	T58	68-68-70-72-278	15.60 21,565.00
Adam Scott.....	T58	66-70-75-67-278	15.60 21,565.00
Tiger Woods.....	T58	68-71-73-66-278	15.60 21,565.00
Kevin Streelman.....	T61	64-71-73-71-279	13.80 20,995.00
Keith Mitchell.....	T61	69-68-72-70-279	13.80 20,995.00
Maverick McNealy.....	T61	67-71-70-71-279	13.80 20,995.00
Brendon Todd.....	T64	70-66-70-74-280	12.60 20,615.00
Scott Harrington.....	T65	68-67-76-71-282	11.70 20,330.00
Rory McIlroy.....	T65	69-70-74-69-282	11.70 20,330.00
Andrew Landry.....	T67	69-70-69-75-283	10.80 20,045.00
Richy Werenski.....	T68	69-67-75-74-285	10.20 19,855.00
Matt Jones.....	T69	68-71-76-71-286	9.60 19,665.00
Patrick Rodgers.....	T70	71-67-76-77-291	9.00 19,475.00

The following players did not finish (C=cut, W=withdrew)

C-140 Cameron Champ, Joel Dahmen, Max Homa, Jordan Spieth, Harold Varner II, Scott Brown **141**-Tony Finau, Tom Hoge, Shane Lowry, Matthew NeSmith, Brian Stuard, Nick Taylor **142**-Patrick Cantlay, Bryson DeChambeau, Bryce Garnett, Adam Hadwin, Sunjae Im, Phil Mickelson, Joaquin Niemann, Henrik Norlander, Carlos Ortiz, Scott Stallings, Gary Woodland, Abraham Ancer **143**-Sam Burns, Bud Cauley, Matthew Fitzpatrick, Billy Horschel, Luke List, Collin Morikawa, Sam Ryder, Rory Sabbatini, Sepp Straka, Xijun Zhang, Dylan Frittelli **144**-Bo Hoag, Nate Lashley, Tom Lewis **145**-Jason Day, Lucas Glover, Jim Herman, Sung Kang, Brandt Snedeker **146**-Brian Gay, Doc Redman, Michael Thompson **147**-Marc Leishman **148**-Zac Blair **149**-Graeme McDowell **150**-Byeong Hun An **151**-Ryan Armour **W**-Pat Perez, Ryan Moore, Brooks Koepka, Vaughn Taylor

THE NORTHERN TRUST Summaries

2021



Tony Finau

Liberty National GC
Jersey City, NJ

August 19-22, 2021

FedExCup Points: 2,000 (1st)
Par/Yardage: 36-35--71/7,410

Purse: \$9,500,000

LEADERS		First Round	Second Round	Third Round
	Justin Thomas.....	63 (-8)	Jon Rahm.....	130 (-12)
	Jon Rahm.....	63 (-8)	Tony Finau.....	131 (-11)
	Harold Varner III.....	66 (-5)	Justin Thomas.....	132 (-10)
	Cameron Tringale.....	67 (-4)	Xander Schauffele.....	132 (-10)
	Robert Streb.....	67 (-4)	Keith Mitchell.....	132 (-10)
	Mackenzie Hughes.....	67 (-4)		
	Adam Scott.....	67 (-4)		
	Kevin Na.....	67 (-4)		
	Tony Finau.....	67 (-4)		

CUT: 36 HOLES : 75 professionals at -1 (141) or better.

WEATHER: **Thursday:** Mostly cloudy. High of 87. Wind SW 10-14 mph, with gusts to 25 mph. **Friday:** Mostly cloudy. High of 82. Wind WSW 7-12 mph. **Saturday:** Mostly cloudy. High of 81. Wind SE 7-12 mph. The decision was

made Saturday to postpone the final round to Monday due to Tropical Storm Henri's impact on Sunday's forecast. **Monday:** The final round began at 11:30 a.m. Monday. Mostly cloudy. High of 81. Wind SW 12-16 mph, with gusts to 20 mph

Player	Pos.	Score	Total	FedExCup Pts.	Money
TONY FINAU*	1	67 64 68 65	264/ -20	2,000.00	1,710,000.00
Cameron Smith.....	2	69 68 60 67	264/ -20	1,200.00	1,035,500.00
Jon Rahm.....	3	63 67 67 69	266/ -18	760.00	655,500.00
Tom Hoge.....	T4	69 64 67 69	269/ -15	460.00	399,791.67
Alex Noren.....	T4	69 64 70 66	269/ -15	460.00	399,791.67
Justin Thomas.....	T4	63 69 67 70	269/ -15	460.00	399,791.66
Erik van Rooyen.....	7	69 67 62 72	270/ -14	360.00	320,625.00
Corey Connors.....	T8	70 69 62 70	271/ -13	320.00	277,875.00
Keith Mitchell.....	T8	68 64 70 69	271/ -13	320.00	277,875.00
Kevin Na.....	T8	67 66 70 68	271/ -13	320.00	277,875.00
Keegan Bradley.....	T11	69 67 67 69	272/ -12	245.60	203,775.00
Patrick Cantlay.....	T11	68 67 69 68	272/ -12	245.60	203,775.00
Shane Lowry.....	T11	71 67 62 72	272/ -12	245.60	203,775.00
Hudson Swafford.....	T11	71 65 66 70	272/ -12	245.60	203,775.00
Harold Varner III.....	T11	66 67 68 71	272/ -12	245.60	203,775.00
Harry Higgs.....	T16	69 70 66 68	273/ -11	196.00	144,875.00
Sungjae Im.....	T16	71 65 67 70	273/ -11	196.00	144,875.00
Pat Perez.....	T16	71 66 66 70	273/ -11	196.00	144,875.00
Xander Schauffele.....	T16	70 62 70 71	273/ -11	196.00	144,875.00
Robert Streb.....	T16	67 68 69 69	273/ -11	196.00	144,875.00
Stewart Cink.....	T21	71 68 66 69	274/ -10	153.00	95,791.67
Charley Hoffman.....	T21	73 65 65 71	274/ -10	153.00	95,791.67
Sebastián Muñoz.....	T21	68 69 68 69	274/ -10	153.00	95,791.67
Aaron Wise.....	T21	69 67 68 70	274/ -10	153.00	95,791.67
Sam Burns.....	T21	71 67 64 72	274/ -10	153.00	95,791.66
Cameron Tringale.....	T21	67 68 67 72	274/ -10	153.00	95,791.66
Cameron Champ.....	T27	68 70 67 70	275/ -9	121.00	69,350.00
Mackenzie Hughes.....	T27	67 69 69 70	275/ -9	121.00	69,350.00
Maverick McNealy.....	T27	69 70 69 67	275/ -9	121.00	69,350.00
Lee Westwood.....	T27	70 65 68 72	275/ -9	121.00	69,350.00
Joel Dahmen.....	T31	70 68 67 71	276/ -8	79.00	48,925.00
Cam Davis.....	T31	69 70 68 69	276/ -8	79.00	48,925.00
Bryson DeChambeau.....	T31	71 65 72 68	276/ -8	79.00	48,925.00
Harris English.....	T31	69 68 70 69	276/ -8	79.00	48,925.00
Doug Ghim.....	T31	71 70 63 72	276/ -8	79.00	48,925.00
Talor Gooch.....	T31	73 67 66 70	276/ -8	79.00	48,925.00
Billy Horschel.....	T31	71 70 66 69	276/ -8	79.00	48,925.00
Brooks Koepka.....	T31	70 64 68 74	276/ -8	79.00	48,925.00
Ian Poulter.....	T31	72 66 71 67	276/ -8	79.00	48,925.00
Seamus Power.....	T31	70 67 70 69	276/ -8	79.00	48,925.00
Chez Reavie.....	T31	71 66 71 68	276/ -8	79.00	48,925.00
Adam Schenk.....	T31	73 64 69 70	276/ -8	79.00	48,925.00
Viktor Hovland.....	T43	68 67 65 77	277/ -7	46.50	32,775.00
Hideki Matsuyama.....	T43	69 68 70 70	277/ -7	46.50	32,775.00
Rory McIlroy.....	T43	71 70 66 70	277/ -7	46.50	32,775.00
Scottie Scheffler.....	T43	70 68 69 70	277/ -7	46.50	32,775.00
Zach Johnson.....	T47	70 66 70 72	278/ -6	32.00	24,330.56
K.H. Lee.....	T47	71 68 69 70	278/ -6	32.00	24,330.56
Joaquin Niemann.....	T47	71 70 65 72	278/ -6	32.00	24,330.56
Carlos Ortiz.....	T47	69 70 68 71	278/ -6	32.00	24,330.56
Brandt Snedeker.....	T47	72 68 68 70	278/ -6	32.00	24,330.56
Max Homa.....	T47	74 66 70 68	278/ -6	32.00	24,330.55
Marc Leishman.....	T47	69 70 69 70	278/ -6	32.00	24,330.55
Peter Malnati.....	T47	70 69 70 69	278/ -6	32.00	24,330.55
Webb Simpson.....	T47	72 66 72 68	278/ -6	32.00	24,330.55
Daniel Berger.....	T56	71 70 67 71	279/ -5	20.40	21,470.00
Dylan Frittelli.....	T56	70 71 71 67	279/ -5	20.40	21,470.00
Russell Henley.....	T56	69 71 71 68	279/ -5	20.40	21,470.00
Kramer Hickok.....	T56	72 68 68 71	279/ -5	20.40	21,470.00
Chris Kirk.....	T56	72 68 68 71	279/ -5	20.40	21,470.00
Patton Kizzire.....	T56	70 67 69 73	279/ -5	20.40	21,470.00
Anirban Lahiri.....	T56	69 69 71 70	279/ -5	20.40	21,470.00

Player	Pos.	Score	Total	FedExCup Pts.	Money
Andrew Putnam.....	T56	69 70 72 68	279/ -5	20.40	21,470.00
Abraham Ancer.....	T64	72 69 67 72	280/ -4	14.80	20,140.00
Paul Casey.....	T64	70 71 66 73	280/ -4	14.80	20,140.00
Lanto Griffin.....	T64	69 68 73 70	280/ -4	14.80	20,140.00
Garrick Higgo.....	T64	69 68 70 73	280/ -4	14.80	20,140.00
Scott Piercy.....	T64	71 70 73 66	280/ -4	14.80	20,140.00
Kevin Streelman.....	T64	69 70 71 70	280/ -4	14.80	20,140.00
Luke List.....	70	71 70 70 72	283/ -1	12.00	19,475.00
James Hahn.....	T71	71 70 71 72	284/ E	11.40	19,190.00
Denny McCarthy.....	T71	73 68 72 71	284/ E	11.40	19,190.00
Jordan Spieth.....	73	72 62 72 79	285/ 1	10.80	18,905.00
Gary Woodland.....	74	71 70 68 77	286/ 2	10.40	18,715.00
Brian Harman.....	75	72 66 76 73	287/ 3	10.00	18,525.00
Emiliano Grillo.....	CUT	70 72	142/ E	-	-
Dustin Johnson.....	CUT	70 72	142/ E	-	-
Si Woo Kim.....	CUT	72 70	142/ E	-	-
Russell Knox.....	CUT	70 72	142/ E	-	-
Jason Kokrak.....	CUT	70 72	142/ E	-	-
Martin Laird.....	CUT	73 69	142/ E	-	-
Tyler McCumber.....	CUT	72 70	142/ E	-	-
Ryan Palmer.....	CUT	73 69	142/ E	-	-
Sam Ryder.....	CUT	72 70	142/ E	-	-
Adam Scott.....	CUT	67 75	142/ E	-	-
Kyle Stanley.....	CUT	75 67	142/ E	-	-
Jhonattan Vegas.....	CUT	70 72	142/ E	-	-
Matt Fitzpatrick.....	CUT	73 70	143/ 1	-	-
Sergio Garcia.....	CUT	75 68	143/ 1	-	-
Brice Garnett.....	CUT	72 71	143/ 1	-	-
Lucas Glover.....	CUT	74 69	143/ 1	-	-
Chesson Hadley.....	CUT	75 68	143/ 1	-	-
Adam Long.....	CUT	72 71	143/ 1	-	-
Charl Schwartzel.....	CUT	72 71	143/ 1	-	-
Sepp Straka.....	CUT	73 70	143/ 1	-	-
Bubba Watson.....	CUT	71 72	143/ 1	-	-
Branden Grace.....	CUT	71 73	144/ 2	-	-
Tyrrell Hatton.....	CUT	72 72	144/ 2	-	-
Collin Morikawa.....	CUT	74 70	144/ 2	-	-
Matthew NeSmith.....	CUT	74 70	144/ 2	-	-
Brian Gay.....	CUT	72 73	145/ 3	-	-
Adam Hadwin.....	CUT	75 70	145/ 3	-	-
Hank Lebioda.....	CUT	76 69	145/ 3	-	-
Troy Merritt.....	CUT	72 73	145/ 3	-	-
Phil Mickelson.....	CUT	73 72	145/ 3	-	-
Henrik Norlander.....	CUT	70 75	145/ 3	-	-
C.T. Pan.....	CUT	74 71	145/ 3	-	-
Doc Redman.....	CUT	73 72	145/ 3	-	-
Scott Stallings.....	CUT	74 71	145/ 3	-	-
Brendan Steele.....	CUT	78 67	145/ 3	-	-
Brian Stuard.....	CUT	73 72	145/ 3	-	-
Jason Day.....	CUT	73 73	146/ 4	-	-
Brandon Hagy.....	CUT	78 69	147/ 5	-	-
Richy Werenski.....	CUT	76 71	147/ 5	-	-
Wyndham Clark.....	CUT	78 70	148/ 6	-	-
Brendon Todd.....	CUT	73 75	148/ 6	-	-
Matt Jones.....	CUT	79 70	149/ 7	-	-
Matt Kuchar.....	CUT	75 74	149/ 7	-	-
Kevin Kisner.....	CUT	76 74	150/ 8	-	-
Matthew Wolff.....	CUT	76 74	150/ 8	-	-
Roger Sloan.....	CUT	79 72	151/ 9	-	-
J.T. Poston.....	CUT	76 77	153/ 11	-	-
Matt Wallace.....	W/D	79	79/ 8	-	-

* Indicates playoff win

BMW Championship Summaries

BMW Championship

2007



Tiger Woods

Lemont, IL
Cog Hill Golf and Country Club (Dubsdread)

September 6-9, 2007

FedExCup Points: 50,000

Purse: \$7,000,000

Par/Yards: 35-36-71/7,326

LEADERS

First Round

Jonathan Byrd	64 (-7)
Justin Rose	65 (-6)
Camilo Villegas	65 (-6)
Stewart Cink	66 (-5)
Troy Matteson	66 (-5)
Pat Perez	66 (-5)
Tiger Woods	67 (T7)

Second Round

Aaron Baddeley	133 (-9)
Jonathan Byrd	133 (-9)
Justin Rose	134 (-8)
Steve Stricker	134 (-8)
Tiger Woods	134 (-8)
Camilo Villegas	134 (-8)

Third Round

Steve Stricker	198 (-15)
Aaron Baddeley	198 (-15)
Tiger Woods	199 (-14)
Justin Rose	203 (-10)
Tim Clark	204 (-9)
Jonathan Byrd	204 (-8)

CUT: No cut. 65 of the 66 professionals completed 72 holes.

WEATHER: Thursday: Mostly cloudy with light sprinkles. Tee times were moved up two hours, 15 minutes to 8 a.m. due to threatening afternoon forecast. Friday: Tee times were moved up

three hours, 15 minutes to 8 a.m. due to threatening weather. Play was delayed for two hours, 47 minutes (9:11-11:58 a.m.) due to a heavy downpour that brought 9/10 inches of rain. Mostly cloudy with a high of 83. Saturday: Sunny with a high of 78. Winds NE 8-10 mph. Sunday: Sunny with a high of 77. Winds NE 10-15 mph.

Player	Pos.	Score	Total	FedExCup Points	Official Money
TIGER WOODS	1	67-67-65-63	262	9,000	\$1,260,000.00
Aaron Baddeley	2	68-65-65-66	264	5,400	756,000.00
Steve Stricker	3	68-66-64-68	266	3,400	480,000.00
Adam Scott	4	69-69-67-65	270	2,400	340,000.00
Tim Clark	5	68-69-67-67	271	1,900	270,000.00
Justin Rose	15	65-69-69-68	271	1,900	270,000.00
Stewart Cink	17	66-73-68-65	272	1,613	229,000.00
Camilo Villegas	17	65-69-67-67	272	1,613	229,000.00
Sergio Garcia	9	68-70-69-67	274	1,450	206,000.00
Jonathan Byrd	110	64-69-71-71	275	1,200	171,000.00
Carl Pettersson	110	71-68-69-67	275	1,200	171,000.00
Ian Poulter	110	68-72-69-66	275	1,200	171,000.00
Rory Sabbatini	110	69-72-68-66	275	1,200	171,000.00
Jim Furyk	114	70-69-67-70	276	875	123,625.00
Lucas Glover	114	70-71-67-68	276	875	123,625.00
Nathan Green	114	67-71-67-71	276	875	123,625.00
Brandt Snedeker	114	70-71-65-70	276	875	123,625.00
Ernie Els	118	73-67-68-69	277	609	85,260.00
Charles Howell III	118	68-73-67-69	277	609	85,260.00
Ryan Moore	118	69-70-68-70	277	609	85,260.00
Pat Perez	118	66-69-70-72	277	609	85,260.00
David Toms	118	72-70-68-67	277	609	85,260.00
Bo Van Pelt	118	69-71-68-69	277	609	\$85,260.00

Player	Pos.	Score	Total	FedExCup Points	Official Money
Bubba Watson	T18	71-69-69-68	277	609	85,260.00
Stuart Appleby	T25	68-68-71-71	278	390	54,600.00
Charley Hoffman	T25	68-70-72-68	278	390	54,600.00
Ryuji Imada	T25	67-70-71-70	278	390	54,600.00
Kevin Sutherland	T25	70-73-69-66	278	390	54,600.00
Mark Wilson	T25	76-69-68-65	278	390	54,600.00
Angel Cabrera	T30	72-69-71-67	279	291	40,687.50
Luke Donald	T30	76-70-68-65	279	291	40,687.50
Hunter Mahan	T30	69-68-71-71	279	291	40,687.50
John Mallinger	T30	74-68-68-68	279	291	40,687.50
Rocco Mediate	T30	70-70-67-71	279	291	40,687.50
Vaughn Taylor	T30	73-68-69-69	279	291	40,687.50
Scott Verplank	T30	69-70-70-70	279	291	40,687.50
Brett Wetterich	T30	68-72-71-68	279	291	40,687.50
Robert Allenby	T38	75-68-69-68	280	200	28,000.00
Stephen Ames	T38	71-68-69-72	280	200	28,000.00
Woody Austin	T38	67-73-71-69	280	200	28,000.00
K.J. Choi	T38	68-70-71-71	280	200	28,000.00
Trevor Immelman	T38	70-70-69-71	280	200	28,000.00
Zach Johnson	T38	72-71-70-67	280	200	28,000.00
Billy Mayfair	T38	72-69-67-72	280	200	28,000.00
Rod Pampling	T38	73-72-66-69	280	200	\$28,000.00
Heath Slocum	46	71-68-72-70	281	155	21,700.00

Player	Pos.	Score	Total	FedExCup Points	Official Money
Troy Matteson	T47	66-77-68-71	282	141	19,740.00
Kenny Perry	T47	71-71-66-74	282	141	19,740.00
Brian Bateman	T49	70-72-72-69	283	126	17,686.67
Jerry Kelly	T49	74-72-68-69	283	126	17,686.67
Steve Marino	T49	73-70-69-71	283	126	17,686.67
Ken Duke	T52	67-73-71-73	284	117	16,415.00
Anthony Kim	T52	74-70-70-70	284	117	16,415.00
John Senden	T52	71-75-71-67	284	117	16,415.00
Henrik Stenson	T52	75-71-68-70	284	117	16,415.00
John Rollins	56	69-71-74-71	285	114	15,960.00
Sean O'Hair	T57	74-72-71-69	286	113	15,750.00
Boo Weekley	T57	75-72-72-67	286	113	15,750.00
Jose Coceres	T59	70-69-70-78	287	111	15,470.00
Nick Watney	T59	72-73-72-70	287	111	15,470.00
Nick O'Hern	T61	70-73-74-71	288	109	15,190.00
Geoff Ogilvy	T61	78-73-68-69	288	109	15,190.00
Jeff Quinney	63	72-73-70-74	289	107	14,980.00
Vijay Singh	64	74-69-77-70	290	106	14,840.00
Mark Calcavecchia	65	77-71-75-74	297	105	14,700.00

BMW Championship

2008



Camilo Villegas

St. Louis, MO
Bellerive Country Club

September 4-7, 2008

FedExCup Points: 190,000

Purse: \$7,000,000

Par/Yards: 35-35-70/7,207

LEADERS

First Round

Camilo Villegas	65 (-5)
Steve Stricker	66 (-4)
Kenny Perry	66 (-4)
Tim Herron	66 (-4)
Andres Romero	66 (-4)
Stuart Appleby	66 (-4)

Second Round

Camilo Villegas	131 (-9)
Jim Furyk	132 (-8)
Phil Mickelson	133 (-7)
D.J. Trahan	134 (-6)
Fredrik Jacobson	134 (-6)
Brian Gay	134 (-6)

Third Round

Camilo Villegas	197 (-13)
Jim Furyk	198 (-12)
Anthony Kim	201 (-9)
Tim Clark	201 (-9)
Brian Gay	201 (-9)

CUT: No cut. 68 of the 69 players completed 72 holes.

WEATHER: Thursday: Remnants of Hurricane Gustav pelted Bellerive CC with rain in excess of three inches, postponing the first round until Friday morning. High in the mid-70s. Friday: Mostly cloudy and cool. High of 71. Winds N 5-10 mph. Saturday: The second round began at 7 a.m.

under cloudy skies. Fog forced a 91-minute delay beginning at 7:29 a.m. The third round was suspended due to darkness at 7:18 p.m., with 23 players left to complete their rounds. Partly cloudy and cool. High of 75. Winds N-NW 5-10 mph. Sunday: The third round resumed at 7 a.m., with the final round beginning with threesomes off of split tees at 10:10 a.m. Mostly cloudy. High of 75. Winds W-NW 5-10 mph.

Player	Pos.	Score	Total	FedExCup Points	Official Money
CAMILO VILLEGAS	1	65-66-66-68	265	11,000	\$1,260,000.00
Dudley Hart	2	67-69-66-65	267	7,400	756,000.00
Jim Furyk	3	70-62-66-70	268	4,900	406,000.00
Anthony Kim	T3	68-67-66-67	268	4,900	406,000.00
Stephen Ames	T5	68-69-66-66	269	3,825	255,500.00
K.J. Choi	T5	70-68-64-67	269	3,825	255,500.00
D.J. Trahan	T5	71-63-68-67	269	3,825	255,500.00
Tim Clark	T8	67-68-66-69	270	3,500	210,000.00
Hunter Mahan	T8	69-67-68-66	270	3,500	210,000.00
Aaron Baddeley	T10	71-64-67-69	271	3,250	175,000.00
Fredrik Jacobson	T10	67-67-72-65	271	3,250	175,000.00
Steve Stricker	T10	66-71-68-66	271	3,250	175,000.00
Ben Curtis	T13	70-70-68-65	273	2,938	131,250.00
Brian Gay	T13	67-67-67-72	273	2,938	131,250.00
Lucas Glover	T13	68-68-69-68	273	2,938	131,250.00
Trevor Immelman	T13	69-67-70-67	273	2,938	131,250.00
Ernie Els	T17	68-72-66-68	274	2,750	105,000.00
Justin Leonard	T17	69-67-68-70	274	2,750	105,000.00
Phil Mickelson	T17	68-65-71-70	274	2,750	105,000.00
Tommy Armour III	T20	71-64-69-71	275	2,625	87,500.00
Sergio Garcia	T20	68-68-69-70	275	2,625	87,500.00
Eric Axley	T22	70-69-70-67	276	2,464	\$64,983.34
Steve Marino	T22	69-69-70-68	276	2,464	\$64,983.34
Angel Cabrera	T22	69-69-66-72	276	2,464	\$64,983.34

Player	Pos.	Score	Total	FedExCup Points	Official Money
Billy Mayfair	T22	73-67-67-69	276	2,464	64,983.33
Kevin Streelman	T22	70-68-69-69	276	2,464	64,983.33
Dean Wilson	T22	69-71-66-70	276	2,464	64,983.33
Bart Bryant	T28	69-68-69-71	277	2,340	47,600.00
Geoff Ogilvy	T28	69-71-67-70	277	2,340	47,600.00
Scott Verplank	T28	73-69-67-67	277	2,340	47,600.00
Bubba Watson	T28	73-73-66-65	277	2,340	47,600.00
Boo Weekley	T28	71-65-71-70	277	2,340	47,600.00
Ben Crane	T33	70-70-69-69	278	2,270	37,800.00
Ken Duke	T33	70-72-67-69	278	2,270	37,800.00
J.B. Holmes	T33	68-73-67-70	278	2,270	37,800.00
Carl Pettersson	T33	72-70-70-66	278	2,270	37,800.00
Chez Reavie	T33	67-70-75-66	278	2,270	37,800.00
Robert Allenby	T38	71-68-68-72	279	2,210	29,400.00
Stuart Appleby	T38	66-73-70-70	279	2,210	29,400.00
Brny Baird	T38	73-66-69-71	279	2,210	29,400.00
Brian Davis	T38	75-67-72-65	279	2,210	29,400.00
Matthew Goggin	T38	70-71-67-71	279	2,210	29,400.00
Tim Herron	T38	66-71-67-75	279	2,210	29,400.00
Kenny Perry	T44	66-72-68-74	280	2,151	21,163.34
Andres Romero	T44	66-70-73-71	280	2,151	21,163.34
Rory Sabbatini	T44	72-66-67-75	280	2,151	21,163.34
Vijay Singh	T44	70-70-71-69	280	2,151	\$21,163.33
Heath Slocum	T44	71-73-70-66	280	2,151	21,163.33

Player	Pos.	Score	Total	FedExCup Points	Official Money
Nicholas Thompson	T44	70-73-70-67	280	2,151	21,163.33
Adam Scott	T50	69-71-69-72	281	2,125	17,430.00
John Senden	T50	69-73-73-66	281	2,125	17,430.00
Jonathan Byrd	T52	71-68-71-72	282	2,118	16,520.00
Johnson Wagner	T52	72-69-67-74	282	2,118	16,520.00
Jay Williamson	T52	68-69-72-73	282	2,118	16,520.00
Padraig Harrington	T55	69-71-72-71	283	2,113	15,820.00
Martin Laird	T55	69-70-76-68	283	2,113	15,820.00
John Mallinger	T55	71-65-75-72	283	2,113	15,820.00
Brandt Snedeker	T55	69-77-67-70	283	2,113	15,820.00
Kevin Sutherland	T55	70-73-68-72	283	2,113	15,820.00
Stewart Cink	T60	73-70-71-70	284	2,109	15,900.00
Charley Hoffman	T60	68-71-68-77	284	2,109	15,900.00
Jerry Kelly	T60	74-66-73-71	284	2,109	15,900.00
John Merrick	T60	76-74-65-69	284	2,109	15,900.00
Woody Austin	T64	69-71-73-72	285	2,105	14,700.00
Charlie Wi	T64	76-71-67-71	285	2,105	14,700.00
Mark Wilson	T64	69-75-71-70	285	2,105	14,700.00
Ryuji Imada	T67	72-70-72-73	287	2,103	14,350.00

BMW Championship Summaries

BMW Championship

2009



Tiger Woods

Lemont, IL
Cog Hill G&CC

September 10-13, 2009

FedExCup Points: 2,500
Par/Yards: 35-36--71/7,616

Purse:\$7,500,000

LEADERS		First Round	Second Round	Third Round
Rory Sabbatini.....	66 (-5)	Rory Sabbatini.....	135 (-7)	Tiger Woods.....
Steve Marino.....	66 (-5)	Steve Marino.....	136 (-6)	Brandt Snedeker.....
Bo Van Pelt.....	67 (-4)	Bo Van Pelt.....	136 (-6)	Marc Leishman.....
Marc Leishman.....	67 (-4)	David Toms.....	136 (-6)	Matt Kuchar.....
David Toms.....	68 (-3)	Padraig Harrington.....	137 (-5)	Padraig Harrington.....
Padraig Harrington.....	68 (-3)	Geoff Ogilvy.....		John Senden.....
Geoff Ogilvy.....	68 (-3)	Tiger Woods.....		Mark Wilson.....
Tiger Woods.....	68 (-3)	Camilo Villegas.....		Jim Furyk.....
Camilo Villegas.....	68 (-3)	John Mallinger.....		Luke Donald.....
John Mallinger.....	68 (-3)			Sergio Garcia.....
				Bubba Watson.....

CUT: A field of 69 professionals with no cut (Paul Casey withdrew prior to play with an injury).

WEATHER: Thursday: Partly cloudy with temperatures reaching 81 degrees. Winds NE 8-12 mph. Friday: Mostly sunny with high of 80. Winds E 8-12 mph. Saturday: Mostly sunny with highs in the

upper 70s. Winds NE 8-12 mph. Sunday: The final round was delayed due to fog. Play began at 9:55 a.m. with threesomes going off two tees. The last group went off at 11:45 a.m. Heavy morning fog gave way to mostly sunny skies with high of 80. Winds NE 8-12 mph

Player	Pos.	Score	FedEx Pts/ Money	Player	Pos.	Score	FedEx Pts/ Money		
TIGER WOODS.....	1	68-67-62-68 265/-19	2,500.00	\$1,350,000.00	Brian Davis.....	T45	71-70-72-75 288/4	122.50	\$22,575.00
Jim Furyk.....	T2	70-70-67-66 273/-11	1,250.00	660,000.00	Kenny Perry.....	T45	77-69-70-72 288/4	122.50	22,575.00
Marc Leishman.....	T2	67-69-68-69 273/-11	1,250.00	660,000.00	Jerry Kelly.....	T49	76-73-69-71 289/5	102.50	18,712.50
Sean O'Hair.....	4	70-68-70-66 274/-10	750.00	360,000.00	Justin Leonard.....	T49	73-69-72 289/5	102.50	18,712.50
Zach Johnson.....	5	73-65-70-68 276/+8	550.00	300,000.00	Davis Love II.....	T49	74-77-67-71 289/5	102.50	18,712.50
Sergio Garcia.....	T6	71-68-68-71 278/+6	475.00	260,625.00	Pat Perez.....	T49	72-71-73-73 289/5	102.50	18,712.50
Padraig Harrington.....	T6	68-68-69-73 278/+6	475.00	260,625.00	Nathan Green.....	T53	73-74-73-70 290/6	87.50	17,550.00
Kevin Na.....	T8	72-72-65-70 279/+5	412.50	225,000.00	Steve Stricker.....	T53	72-73-68-77 290/6	87.50	17,550.00
Camilo Villegas.....	T8	68-74-71-66 279/+5	412.50	225,000.00	Woody Austin.....	T55	76-72-72-71 291/7	72.50	17,025.00
Luke Donald.....	T10	70-69-68-73 280/-4	327.00	172,500.00	Brian Gay.....	T55	73-71-75-72 291/7	72.50	17,025.00
Bill Haas.....	T10	71-68-71-70 280/-4	327.00	172,500.00	Bryce Molder.....	T55	70-73-71-77 291/7	72.50	17,025.00
Matt Kuchar.....	T10	71-68-66-75 280/-4	327.00	172,500.00	Geoff Ogilvy.....	T55	68-73-75-75 291/7	72.50	17,025.00
Brandt Snedeker.....	T10	69-69-66-76 280/-4	327.00	172,500.00	Jason Bohm.....	T59	71-74-74-73 292/8	57.50	16,575.00
Mark Wilson.....	T10	69-66-71-74 280/-4	327.00	172,500.00	Jason Day.....	T59	71-73-75-73 292/8	57.50	16,575.00
Stephen Ames.....	T15	76-67-69-69 281/+3	275.00	127,500.00	Jonathan Byrd.....	T61	69-79-72-73 293/9	42.50	16,125.00
Bo Van Pelt.....	T15	67-69-72-73 281/+3	275.00	127,500.00	Charley Hoffman.....	T61	73-71-72-77 293/9	42.50	16,125.00
Bubba Watson.....	T15	69-68-70-74 281/+3	275.00	127,500.00	Jeff Overton.....	T61	72-68-75-78 293/9	42.50	16,125.00
Steve Marino.....	T18	66-77-68-71 282/-2	262.50	108,750.00	Webb Simpson.....	T61	70-74-73-76 293/9	42.50	16,125.00
Rory Sabbatini.....	T18	66-70-72-74 282/-2	262.50	108,750.00	Y.E. Yang.....	T65	71-78-73-75 297/13	30.00	15,750.00
Ian Poulter.....	T20	69-71-68-75 283/-1	250.00	90,500.00	Lucas Glover.....	66	74-75-71-79 299/15	25.00	15,600.00
John Senden.....	T20	70-70-66-77 283/-1	250.00	90,500.00	Paul Goydos.....	67	74-72-73-81 300/16	20.00	15,450.00
Mike Weir.....	T20	72-69-71-71 283/-1	250.00	90,500.00	J.B. Holmes.....	68	78-73-72-81 304/20	15.00	15,300.00
Chad Campbell.....	T23	70-70-72-72 284/E	227.50	64,875.00					

BMW Championship

2010



Dustin Johnson

Lemont, IL
Cog Hill Golf & Country Club

September 9-12, 2010

FedExCup Points: 2,500
Par/Yards: 35-36--71/7,616

Purse:\$7,500,000

LEADERS		First Round	Second Round	Third Round
Matt Kuchar.....	64 (-7)	Matt Kuchar.....	136 (-6)	Ryan Moore.....
Ryan Moore.....	65 (-6)	Charlie Wi.....	136 (-6)	Dustin Johnson.....
Ian Poulter.....	66 (-5)	Marc Leishman.....	137 (-5)	Matt Kuchar.....
Retief Goosen.....	67 (-4)	Paul Casey.....	138 (-4)	Charlie Wi.....
Charlie Wi.....	67 (-4)	Luke Donald.....	138 (-4)	Paul Casey.....
Dustin Johnson.....	68 (-3)	Retief Goosen.....	138 (-4)	Ian Poulter.....
		Dustin Johnson.....	138 (-4)	
		Ian Poulter.....	138 (-4)	

CUT: No cut. All 30 players completed 72 holes.

WEATHER: Thursday: Mostly sunny with highs in the lower 70s. Winds NE 5-10 mph. Friday: Mostly sunny with a high of 75 degrees. Winds ESE 8-15 mph. Saturday: Morning showers

turning into sunny skies in the afternoon. High of 71. Winds SW 6-12 mph. Sunday: Sunny and warmer. High of 79. Winds WSW 10-20 mph.

Player	Pos.	Score	FedEx Pts/ Money	Player	Pos.	Score	FedEx Pts/ Money		
DUSTIN JOHNSON.....	1	68-70-68-69 275/-9	2,500.00	\$1,350,000.00	Greg Chalmers.....	T24	72-69-68-76 285/1	222.50	\$60,750.00
Paul Casey.....	2	69-69-69-69 276/-8	1,500.00	810,000.00	Tom Gillis.....	T24	70-72-76-67 285/1	222.50	60,750.00
K.J. Choi.....	T3	71-69-69-69 278/-6	700.00	360,000.00	Geoff Ogilvy.....	T24	73-72-72-68 285/1	222.50	60,750.00
Matt Kuchar.....	T3	64-72-70-72 278/-6	700.00	360,000.00	Michael Sim.....	T24	72-70-72-71 285/1	222.50	60,750.00
Ryan Moore.....	T3	65-74-66-73 278/-6	700.00	360,000.00	Vijay Singh.....	T24	70-77-68-70 285/1	222.50	60,750.00
Kevin Na.....	T3	70-69-69-70 278/-6	700.00	360,000.00	Brian Gay.....	T30	68-73-72-73 286/2	190.00	44,571.43
Retief Goosen.....	7	67-71-71-70 279/-5	450.00	251,250.00	Charley Hoffman.....	T30	70-77-70-69 286/2	190.00	44,571.43
Phil Mickelson.....	T8	72-71-70-67 280/-4	400.00	217,500.00	Justin Leonard.....	T30	72-71-75-68 286/2	190.00	44,571.43
Steve Stricker.....	T8	70-73-67-70 280/-4	400.00	217,500.00	Carl Pettersson.....	T30	74-72-72-68 286/2	190.00	44,571.43
Charlie Wi.....	T8	67-69-70-74 280/-4	400.00	217,500.00	Vaughn Taylor.....	T30	70-71-74-71 286/2	190.00	44,571.43
Marc Leishman.....	T11	72-65-72-72 281/+3	337.50	180,000.00	Bill Haas.....	T30	70-73-69-74 286/2	190.00	44,571.42
Camilo Villegas.....	T11	70-70-71-70 281/+3	337.50	180,000.00	Luke Donald.....	T37	68-70-72-77 287/3	157.50	33,000.00
Ernie Els.....	T13	70-71-67-74 282/-2	292.50	150,000.00	Bryce Molder.....	T37	74-72-68-69 287/3	157.50	33,000.00
Ian Poulter.....	T13	66-72-69-75 282/-2	292.50	150,000.00	Matt Jones.....	T37	71-70-73-73 287/3	157.50	33,000.00
Jim Furyk.....	T15	73-71-69-70 283/-1	267.50	116,250.00	Hunter Mahan.....	T37	71-68-75-73 287/3	157.50	33,000.00
Zach Johnson.....	T15	70-73-66-74 283/-1	267.50	116,250.00	Rory McIlroy.....	T37	76-74-68-69 287/3	157.50	33,000.00
Adam Scott.....	T15	71-69-72-71 283/-1	267.50	116,250.00	Sean O'Hair.....	T37	75-68-71-73 287/3	157.50	33,000.00
David Toms.....	T15	70-72-70-71 283/-1	267.50	116,250.00	Brandt Snedeker.....	T37	76-72-72-67 287/3	157.50	33,000.00
Nick Watney.....	T15	70-74-70-69 283/-1	267.50	116,250.00	Ryan Palmer.....	T43	73-72-71-72 288/4	137.50	27,000.00
Tiger Woods.....	T15	73-72-68-70 283/-1	267.50	116,250.00	Kevin Streelman.....	T43	71-75-72-70 288/4	137.50	27,000.00
Stewart Cink.....	T21	70-73-71-70 284/E	245.00	84,000.00	Ben Crane.....	T45	76-77-67-69 289/5	125.00	23,250.00
Tim Clark.....	T21	70-70-70-74 284/E	245.00	84,000.00	Jason Dufner.....	T45	74-72-73-70 289/5	125.00	23,250.00
Justin Rose.....	T21	68-71-71-74 284/E	245.00	84,000.00	Rickie Fowler.....	T45	71-75-72-73 289/5	125.00	23,250.00
Robert Allenby.....	T24	72-70-72-71 285/1	222.50	60,750.00	Freddie Jacobson.....	T48	74-75-72-70 291/7	112.50	20,025.00

BMW Championship Summaries

BMW Championship

2011



Justin Rose

Lemont, IL
Cog Hill G&CC

September 15-18, 2011

FedExCup Points: 2,500.00 Purse: \$1,440,000
Par/Yards: 35-36-71/ 7,616

LEADERS

First Round

Justin Rose.....	63 (-8)
Webb Simpson.....	65 (-6)
Mark Wilson.....	65 (-6)
K.J. Choi.....	67 (-4)
Jim Furyk.....	68 (-3)
John Senden.....	68 (-3)
Camilo Villegas.....	68 (-3)

Second Round

Justin Rose.....	131 (-11)
Mark Wilson.....	131 (-11)
Webb Simpson.....	133 (-9)
John Senden.....	134 (-8)
Robert Allenby.....	136 (-6)
Bill Haas.....	136 (-6)

Third Round

Justin Rose.....	200 (-13)
John Senden.....	204 (-9)
Bill Haas.....	205 (-8)
Geoff Ogilvy.....	205 (-8)
Webb Simpson.....	206 (-7)

CUT: No cut. 69 of 70 players completed 72 holes.

WEATHER: Thursday: Sunny and cold. High of 59, with a morning low of 39. Morning winds N 10-20 mph, shifting to N/NE 8-15 in the afternoon. Friday: Cloudy and cool with a high of 59

degrees. Winds SE 5-10 mph. Saturday: Partly cloudy and cool with a high of 68 degrees. Winds E/SE 6-12 mph. Sunday: Mostly cloudy with intermittent showers. High of 69. Winds S/SE 10-20 mph.

Player	Pos.	Score	FedEx Pts/ Money
JUSTIN ROSE.....	1	63-68-69-71271/-13	2,500.00 \$1,440,000.00
John Senden.....	2	68-66-70-69 273/-11	1,500.00 864,000.00
Geoff Ogilvy.....	3	69-68-68-69 274/-10	1,000.00 544,000.00
Luke Donald.....	4	75-66-67-68 276/+8	750.00 384,000.00
Webb Simpson.....	5	65-68-73-71 277/-7	550.00 320,000.00
Jason Dufner.....	T6	71-68-71-68 278/+6	475.00 278,000.00
Camilo Villegas.....	T6	68-73-71-66 278/+6	475.00 278,000.00
Chez Reavie.....	8	69-70-70-70 279/+5	425.00 248,000.00
Brandt Jobe.....	9	75-64-69-72 280/+4	400.00 232,000.00
K.J. Choi.....	T10	67-71-73-70 281/-3	362.50 208,000.00
David Tom.....	T10	71-66-73-71 281/-3	362.50 208,000.00
Robert Allenby.....	T12	69-67-75-71 282/-2	297.50 162,000.00
Sergio Garcia.....	T12	69-72-67-74 282/+2	297.50 162,000.00
Martin Laird.....	T12	72-69-68-73 282/+2	297.50 162,000.00
Y.E. Yang.....	T12	70-72-70-70 282/+2	297.50 162,000.00
Keegan Bradley.....	T16	71-66-70-76 283/+1	262.50 116,000.00
Bill Haas.....	T16	70-66-69-78 283/+1	262.50 116,000.00
Jerry Kelly.....	T16	71-74-68-70 283/+1	262.50 116,000.00
Ryan Moore.....	T16	74-69-74-66 283/+1	262.50 116,000.00
Carl Pettersson.....	T16	70-72-72-69 283/+1	262.50 116,000.00
Gary Woodland.....	T16	70-68-73-72 283/+1	262.50 116,000.00
Aaron Baddeley.....	T22	71-71-75-67 284/E	225.00 68,444.45
Matt Kuchar.....	T22	72-65-78-69 284/E	225.00 68,444.45

Player	Pos.	Score	FedEx Pts/ Money
Chris Stroud.....	T22	72-67-76-69 284/E	225.00 \$68,444.45
Nick Watney.....	T22	71-75-71-67 284/E	225.00 68,444.45
Jim Furyk.....	T22	68-70-70-76 284/E	225.00 68,444.45
Brandt Snedeker.....	T22	71-66-73-74 284/E	225.00 68,444.45
Kyle Stanley.....	T22	72-69-72-71 284/E	225.00 68,444.45
Jimmy Walker.....	T22	69-71-72-72 284/E	225.00 68,444.45
Mark Wilson.....	T22	65-66-77-76 284/E	225.00 68,444.45
Brian Davis.....	T31	74-70-72-69 285/+1	187.50 46,400.00
Brendon de Jonge.....	T31	75-64-74-72 285/+1	187.50 46,400.00
Lucas Glover.....	T31	70-69-75-71 285/+1	187.50 46,400.00
Zach Johnson.....	T31	69-70-72-74 285/+1	187.50 46,400.00
Chris Kirk.....	T31	74-69-70-72 285/+1	187.50 46,400.00
Cameron Tringale.....	T31	71-70-72-72 285/+1	187.50 46,400.00
Jonathan Byrd.....	T31	70-70-75-71 286/+2	160.00 36,000.00
Chad Campbell.....	T37	69-70-72-75 286/+2	160.00 36,000.00
Robert Karlsson.....	T37	69-70-73-74 286/+2	160.00 36,000.00
Sean O'Hair.....	T37	70-69-73-74 286/+2	160.00 36,000.00
Adam Scott.....	T37	74-70-74-68 286/+2	160.00 36,000.00
Ernie Els.....	T42	72-71-74-70 287/+3	132.50 27,200.00
Charles Howell III.....	T42	72-70-72-73 287/+3	132.50 27,200.00
Freddie Jacobson.....	T42	72-73-70-72 287/+3	132.50 27,200.00
Marc Leishman.....	T42	71-71-74-71 287/+3	132.50 27,200.00
Hunter Mahan.....	T42	69-72-72-74 287/+3	132.50 27,200.00

Player	Pos.	Score	FedEx Pts/ Money
Charl Schwartzel.....	T42	73-68-76-70 287/+3	132.50 \$27,200.00
Rickie Fowler.....	48	69-72-75-72 288/+4	115.00 21,920.00
Jason Day.....	T49	77-65-73-74 289/+5	102.50 19,960.00
Spencer Levin.....	T49	73-70-72-74 289/+5	102.50 19,960.00
Ryan Palmer.....	T49	74-73-72-70 289/+5	102.50 19,960.00
Jhonattan Vegas.....	T49	73-73-74-69 289/+5	102.50 19,960.00
D.A. Points.....	T53	71-73-75-71 290/+6	85.00 18,613.34
Charley Hoffman.....	T53	75-69-73-73 290/+6	85.00 18,613.34
Bubba Watson.....	T53	78-68-72-72 290/+6	85.00 18,613.34
Phil Mickelson.....	T56	72-73-71-75 291/+7	70.00 18,080.00
Andres Romero.....	T56	77-66-73-75 291/+7	70.00 18,080.00
Bo Van Pelt.....	T56	76-74-70-71 291/+7	70.00 18,080.00
Steve Marino.....	T59	76-72-71-73 292/+8	57.50 17,680.00
Rory Sabbatini.....	T59	72-69-78-73 292/+8	57.50 17,680.00
Blake Adams.....	61	74-68-77-74 293/+9	50.00 17,440.00
Scott Stallings.....	62	71-70-76-77 294/+10	45.00 17,280.00
Johnson Wagner.....	63	73-75-75-72 295/+11	40.00 17,120.00
George McNeill.....	64	71-72-79-74 296/+12	35.00 16,960.00
Dustin Johnson.....	T65	76-72-73-77 298/+14	27.50 16,720.00
Scott Piercy.....	T65	77-68-80-73 298/+14	27.50 16,720.00
Vijay Singh.....	67	76-75-75-73 299/+15	20.00 16,480.00
Brendan Steele.....	68	78-75-75-72 300/+16	15.00 16,320.00
Tommy Gainey.....	69	77-74-77-78 306/+22	10.00 16,160.00

BMW Championship

2012



Rory McIlroy

Carmel, IN

September 6-9, 2012

FedExCup Points: 2,500

Purse: \$8,000,000

Crooked Stick Golf Club Par/Yards: 36-36-72/7,497

LEADERS

First Round

Graham DeLaet.....	64 (-8)
Rory McIlroy.....	64 (-8)
Webb Simpson.....	64 (-8)
Bo Van Pelt.....	64 (-8)
Vijay Singh.....	65 (-7)
Tiger Woods.....	65 (-7)

Second Round

Vijay Singh.....	131 (-13)
Rory McIlroy.....	132 (-12)
Ryan Moore.....	132 (-12)
Tiger Woods.....	132 (-12)
Bo Van Pelt.....	133 (-11)
Lee Westwood.....	133 (-11)

Third Round

Phil Mickelson.....	200 (-16)
Vijay Singh.....	200 (-16)
Rory McIlroy.....	201 (-15)
Lee Westwood.....	201 (-15)
Robert Garrigus.....	202 (-14)
Dustin Johnson.....	202 (-14)
Adam Scott.....	202 (-14)

CUT: No cut. All 70 players completed 72 holes.

WEATHER: Thursday: Partly cloudy, with an afternoon high of 84. Winds SW at 5-10 mph. Friday: Due to the threat of afternoon thunderstorms, second-round tee times were moved up and played in threesomes off tee Nos. 1 and 10, between 8 a.m.-11:01 a.m. EDT. Mostly cloudy, with a high

of 84. Winds SW at 8-15 mph. Saturday: Due to overnight rains Friday (2.94 inches), third-round tee times were moved back to 11 a.m. - 1:01 p.m. EDT off two tees in threesomes. The start of the third round was delayed by one hour until noon due to wet conditions. Partly cloudy and cooler, with a high of 69. Winds NW at 10-15 mph. Sunday: Partly cloudy and cool, with a high of 72. Winds NW at 10-15 mph.

Player	Pos.	Score	FedEx Pts/ Money
RORY MCILROY.....	1	64-68-69-67 268/-20	2,500.00 \$1,440,000.00
Phil Mickelson.....	T2	69-67-64-70 270/-18	1,250.00 704,000.00
Lee Westwood.....	T2	68-65-68-69 270/-18	1,250.00 704,000.00
Robert Garrigus.....	T4	67-69-66-69 271/-17	650.00 352,000.00
Tiger Woods.....	T4	65-67-71-68 271/-17	650.00 352,000.00
Dustin Johnson.....	T6	68-67-67-70 272/-16	475.00 278,000.00
Adam Scott.....	T6	68-68-66-70 272/-16	475.00 278,000.00
Vijay Singh.....	8	65-66-69-73 273/-15	425.00 248,000.00
Jim Furyk.....	9	69-70-67-68 274/-14	400.00 232,000.00
Ryan Moore.....	T10	66-66-73-70 275/-13	362.50 208,000.00
Bo Van Pelt.....	T10	64-69-71-71 275/-13	362.50 208,000.00
Zach Johnson.....	T12	67-69-68-72 276/-12	297.50 162,000.00
Chris Kirk.....	T12	68-68-69-71 276/-12	297.50 162,000.00
Ian Poulter.....	T12	68-68-69-71 276/-12	297.50 162,000.00
Bubba Watson.....	T12	69-71-71-65 276/-12	297.50 162,000.00
Greg Chalmers.....	T16	74-70-68-66 278/-10	257.50 108,600.00
Tom Gillis.....	T16	69-67-73-69 278/-10	257.50 108,600.00
Padraig Harrington.....	T16	70-65-70-73 278/-10	257.50 108,600.00
John Huh.....	T16	70-66-73-69 278/-10	257.50 108,600.00
Troy Matteson.....	T16	70-66-71-71 278/-10	257.50 108,600.00
Seung-Yul Noh.....	T16	68-66-73-71 278/-10	257.50 108,600.00
Louis Oosthuizen.....	T16	68-66-68-73 278/-10	257.50 108,600.00
Justin Rose.....	T16	67-70-70-71 278/-10	257.50 108,600.00
Ben Curtis.....	T24	70-69-68-72 279/-9	232.50 73,600.00

Player	Pos.	Score	FedEx Pts/ Money
Sergio Garcia.....	T24	69-69-71-70 279/-9	232.50 \$73,600.00
Kevin Na.....	T26	72-71-68-69 280/-8	222.50 62,800.00
Steve Stricker.....	T26	68-73-68-71 280/-8	222.50 62,800.00
Brendon de Jonge.....	T28	71-66-71-73 281/-7	202.50 53,200.00
Luke Donald.....	T28	66-72-72-71 281/-7	202.50 53,200.00
Jason Dufner.....	T28	72-67-69-69 281/-7	202.50 53,200.00
Ernie Els.....	T28	68-71-69-73 281/-7	202.50 53,200.00
Geoff Ogilvy.....	T28	68-71-74-68 281/-7	202.50 53,200.00
Charl Schwartzel.....	T28	69-68-72-72 281/-7	202.50 53,200.00
J.B. Holmes.....	T34	70-74-67-71 282/-6	180.00 43,200.00
Gaerne McDowell.....	T34	68-67-69-78 282/+6	180.00 43,200.00
Kyle Stanley.....	T34	68-70-69-75 282/+6	180.00 43,200.00
Graham DeLaet.....	T37	64-70-75-75 283/+5	162.50 36,800.00
Bob Estes.....	T37	71-69-71-72 283/+5	162.50 36,800.00
Scott Piercy.....	T37	72-71-72-68 283/+5	162.50 36,800.00
Brandt Snedeker.....	T37	69-68-72-74 283/+5	162.50 36,800.00
Ben Crane.....	T41	67-71-74-72 284/-4	142.50 30,400.00
Rickie Fowler.....	T41	67-70-73-74 284/-4	142.50 30,400.00
Brian Harman.....	T41	73-69-70-72 284/-4	142.50 30,400.00
Charlie Wi.....	T41	70-72-70-72 284/-4	142.50 30,400.00
Bill Haas.....	T45	71-64-72-78 285/-3	117.50 22,880.00
Ryan Palmer.....	T45	66-73-73-73 285/-3	117.50 22,880.00
Pat Perez.....	T45	72-72-67-74 285/-3	117.50 22,880.00
Kevin Stadler.....	T45	69-73-73-70 285/-3	117.50 22,880.00

Player	Pos.	Score	FedEx Pts/ Money
Johnson Wagner.....	T45	70-71-72-72 285/+3	117.50 \$22,880.00
Nick Watney.....	T45	70-69-72-74 285/+3	117.50 22,880.00
Jeff Overton.....	T51	74-72-67-73 286/+2	95.00 19,253.34
Matt Every.....	T51	68-71-71-76 286/+2	95.00 19,253.34
Webb Simpson.....	T51	64-75-73-74 286/+2	95.00 19,253.34
Charley Hoffman.....	T54	75-72-69-71 287/-1	82.50 18,480.00
Matt Kuchar.....	T54	69-73-72-73 287/-1	82.50 18,480.00
Bud Cauley.....	T56	69-72-74-73 288/E	70.00 18,080.00
D.A. Points.....	T56	74-71-68-75 288/E	70.00 18,080.00
John Senden.....	T56	70-69-76-73 288/E	70.00 18,080.00
Keegan Bradley.....	T59	71-70-75-73 289/+1	55.00 17,600.00
Tim Clark.....	T59	71-71-73-74 289/+1	55.00 17,600.00
Dicky Pride.....	T59	76-71-71-71 289/+1	55.00 17,600.00
Martin Laird.....	T62	69-68-72-81 290/+2	42.50 17,200.00
Mark Wilson.....	T62	72-76-70-72 290/+2	42.50 17,200.00
Jimmy Walker.....	64	67-76-72-76 291/+3	35.00 16,960.00
David Hearn.....	T65	69-70-77-76 292/+4	27.50 16,720.00
Marc Leishman.....	T65	75-73-71-73 292/+4	27.50 16,720.00
Bryce Molder.....	67	77-72-70-75 294/+6	20.00 16,480.00
William McGirt.....	68	77-72-72-74 295/+7	15.00 16,320.00
Carl Pettersson.....	69	75-72-70-79 296/+8	10.00 16,160.00
Hunter Mahan.....	70	70-73-80-77 300/+12	5.00 16,000.00

BMW Championship Summaries

BMW Championship

2013



Zach Johnson

Lake Forest, IL September 9-15, 2013
Conway Farms Golf Club

FedExCup Points: 2,500 (first)
Par/Yards: 35-36--71/7,149

Purse: \$8,000,000

LEADERS

First Round

Brandt Snedeker.....	63 (-8)
Zach Johnson.....	64 (-7)
Charl Schwartzel.....	66 (-5)
Kevin Strelman.....	66 (-5)
Steve Stricker.....	66 (-5)
Tiger Woods.....	66 (-5)

Second Round

Jim Furyk.....	131 (-11)
Brandt Snedeker.....	131 (-11)
Zach Johnson.....	134 (-8)
Ryan Moore.....	136 (-6)
Charl Schwartzel.....	136 (-6)
Jordan Spieth.....	136 (-6)
Kevin Strelman.....	136 (-6)
Nick Watney.....	136 (-6)

Third Round

Jim Furyk.....	200 (-13)
Steve Stricker.....	201 (-12)
Brandt Snedeker.....	202 (-11)
Zach Johnson.....	203 (-10)
Tiger Woods.....	204 (-9)

CUT: No cut. All 70 players completed 72 holes.

WEATHER: Thursday: Partly cloudy, with a high of 83. Winds NE at 10-15 mph. Friday: Partly cloudy and cool, with a high of 65. Winds NE at 10-15 mph. Saturday: Partly cloudy and pleasant, with a high of 71. Winds SSW at 7-12 mph. Sunday: Cloudy with light to heavy

rain throughout the day. A total of .96 inches fell. High of 65. Winds S at 7-12 mph. Officials suspended play at 10 a.m. due to heavy rain. Play resumed at 1:31 p.m before officials suspended play ended again at 2:28 p.m. At 4 p.m. officials decided to suspend play for the day. Eleven groups still had not teed off and only six players finished their rounds. Monday: Mostly cloudy and breezy, with a high of 63. Winds NNE at 10-15, gusting to 20 mph. The final round resumed at 8 a.m.

Player	Pos.	Score	FedEx Pts/ Money
ZACH JOHNSON ...1	64-70-69-65	268/-16	2,500.00\$1,440,000.00
Nick Watney.....2	67-69-70-64	270/-14	1,500.00 864,000.00
Jim Furyk.....3	72-59-69-71	271/-13	1,000.00 544,000.00
Jason Day.....14	71-66-70-66	273/-11	562.50 315,000.00
Luke Donald.....14	70-70-67-66	273/-11	562.50 315,000.00
Hunter Mahan.....14	68-73-65-67	273/-11	562.50 315,000.00
Steve Stricker.....14	66-71-64-72	273/-11	562.50 315,000.00
Matt Jones.....18	69-71-67-67	274/-10	400.00 232,000.00
Charl Schwartzel.....18	66-70-69-69	274/-10	400.00 232,000.00
Brandt Snedeker.....18	63-68-71-72	274/-10	400.00 232,000.00
Ryan Moore.....111	67-69-69-70	275/-9	315.00 176,000.00
Rory Sabbatini.....111	69-71-66-69	275/-9	315.00 176,000.00
Jimmy Walker.....111	72-65-70-68	275/-9	315.00 176,000.00
Tiger Woods.....111	66-72-66-71	275/-9	315.00 176,000.00
Roberto Castro.....15	68-69-71-68	276/-8	280.00 144,000.00
Keegan Bradley.....116	74-67-70-66	277/-7	272.50 132,000.00
Jordan Spieth.....116	71-65-73-68	277/-7	272.50 132,000.00
Brendon de Jonge.....118	71-68-70-70	279/-5	204,320.00
Sergio Garcia.....118	70-68-69-72	279/-5	204,320.00
Billy Horschel.....118	73-69-71-66	279/-5	204,320.00
John Mernick.....118	67-73-69-70	279/-5	204,320.00
Gary Woodland.....118	68-72-66-71	279/-5	204,320.00
David Lynn.....23	73-71-68-68	280/-4	83,200.00
Chris Kirk.....T24	75-70-70-66	281/-3	227.50 68,200.00

Player	Pos.	Score	FedEx Pts/ Money
Matt Kuchar.....T24	74-73-61-73	281/-3	227.50 68,200.00
Webb Simpson.....T24	72-69-69-71	281/-3	227.50 68,200.00
Bubba Watson.....T24	71-71-69-70	281/-3	227.50 68,200.00
Graham DeLaet.....T28	70-73-72-67	282/-2	205.00 54,400.00
Bill Haas.....T28	72-71-72-67	282/-2	205.00 54,400.00
David Hearn.....T28	72-68-71-71	282/-2	205.00 54,400.00
Adam Scott.....T28	67-73-75-67	282/-2	205.00 54,400.00
Daniel Summerhays.....T28	72-70-68-72	282/-2	205.00 54,400.00
Brian Davis.....T33	72-67-74-70	283/-1	177.50 42,266.67
Phil Mickelson.....T33	70-74-68-71	283/-1	177.50 42,266.67
Kevin Stadler.....T33	69-74-70-73	283/-1	177.50 42,266.67
Kevin Strelman.....T33	66-70-74-73	283/-1	177.50 42,266.67
Justin Rose.....T33	71-71-69-72	283/-1	177.50 42,266.67
Henrik Stenson.....T33	72-70-67-74	283/-1	177.50 42,266.67
Matt Every.....T39	79-66-69-70	284/E	150.00 32,800.00
Rickie Fowler.....T39	77-68-68-71	284/E	150.00 32,800.00
Russell Henley.....T39	74-70-70-70	284/E	150.00 32,800.00
Charles Howell III.....T39	71-71-71-71	284/E	150.00 32,800.00
Marc Leishman.....T39	73-71-71-69	284/E	150.00 32,800.00
Angel Cabrera.....T44	71-72-73-69	285/-1	125.00 24,864.00
Jason Kokrak.....T44	70-73-71-71	285/-1	125.00 24,864.00
Byron Molder.....T44	73-72-72-68	285/-1	125.00 24,864.00
Ian Poulter.....T44	73-73-69-70	285/-1	125.00 24,864.00
Nicholas Thompson.....T44	69-75-65-76	285/-1	125.00 24,864.00

Player	Pos.	Score	FedEx Pts/ Money
John Huh.....49	72-71-72-71	286/2	110.00 \$20,800.00
Harris English.....50	70-74-71-72	287/3	105.00 20,160.00
Jonas Blikt.....T51	72-73-73-70	288/4	95.00 19,253.34
Ernie Els.....T51	71-71-74-72	288/4	95.00 19,253.33
Chris Stroud.....T51	70-73-72-73	288/4	95.00 19,253.33
Sang-Moon Bae.....T54	70-71-75-73	289/5	80.00 18,400.00
Jason Dufner.....T54	71-73-72-73	289/5	80.00 18,400.00
Boo Weekley.....T54	72-76-71-70	289/5	80.00 18,400.00
Graeme McDowell.....T57	70-73-72-75	290/6	67.50 18,000.00
D.A. Points.....T57	71-72-75-72	290/6	67.50 18,000.00
Rory McIlroy.....T59	78-77-68-68	291/7	57.50 17,680.00
Patrick Reed.....T59	72-78-70-71	291/7	57.50 17,680.00
Brendan Steele.....61	75-68-72-77	292/8	50.00 17,440.00
Kevin Chappell.....T62	77-72-73-71	293/9	40.00 17,120.00
Dustin Johnson.....T62	74-75-72-72	293/9	40.00 17,120.00
Michael Thompson.....T62	70-74-76-73	293/9	40.00 17,120.00
Ken Duke.....T65	73-77-68-76	294/10	27.50 16,720.00
Brian Gay.....T65	70-74-74-76	294/10	27.50 16,720.00
Lee Westwood.....67	80-73-69-74	296/12	20.00 16,480.00
Charley Hoffman.....68	78-76-70-73	297/13	15.00 16,320.00
Scott Piercy.....T69	81-73-76-72	302/18	7.50 16,080.00
Scott Stallings.....T69	75-71-73-83	302/18	7.50 16,080.00

BMW Championship

2014



Billy Horschel

Cherry Hills Village, CO September 1-7, 2014
Cherry Hills CC

FedExCup Points: 2,500 (first)
Par/Yards: 34-36--70/ 7,352

Purse: \$8,000,000

LEADERS

First Round

Rory McIlroy.....	67 (-3)
Jordan Spieth.....	67 (-3)
Gary Woodland.....	67 (-3)
Kevin Chappell.....	68 (-2)
Graham DeLaet.....	68 (-2)
Matt Every.....	68 (-2)
Sergio Garcia.....	68 (-2)
Chesson Hadley.....	68 (-2)
Russell Henley.....	68 (-2)
Billy Horschel.....	68 (-2)
Martin Kaymer.....	68 (-2)
Henrik Stenson.....	68 (-2)

Second Round

Sergio Garcia.....	132 (-8)
Ryan Palmer.....	133 (-7)
Billy Horschel.....	134 (-6)
Rory McIlroy.....	134 (-6)
Graham DeLaet.....	136 (-4)
Hideki Matsuyama.....	136 (-4)
Bubba Watson.....	136 (-4)

Third Round

Billy Horschel.....	197 (-13)
Ryan Palmer.....	200 (-10)
Martin Kaymer.....	202 (-8)
Bubba Watson.....	202 (-8)
Rickie Fowler.....	203 (-7)

CUT: No cut. 66 of 69 players completed 72 holes.

WEATHER: Thursday: Partly cloudy, with a high of 71. Wind NNE at 6-12 mph. Officials suspended play for the day at 5:50 p.m., due to a dangerous situation. Nine players still

had holes to play. Friday: Play resumed at 11 a.m., after 0.6 inches of rain fell overnight. Partly cloudy, with the high in the low-70s. Wind NNE at 6-12 mph. Saturday: Partly cloudy, with a high of 71. Wind NNE at 6-12 mph. Sunday: Partly cloudy and warmer. High of 81. Wind ENE at 4-8 mph.

Player	Pos.	Score	FedEx Pts/ Money
BILLY HORSCHEL ...1	68-66-63-69	266/-14	2,500.00\$1,440,000.00
Bubba Watson.....2	70-66-66-66	268/-12	1,500.00 864,000.00
Morgan Hoffmann.....3	72-72-62-63	269/-11	1,000.00 544,000.00
Rickie Fowler.....T4	71-66-66-68	271/-9	562.50 319,000.00
Jim Furyk.....T4	70-68-67-66	271/-9	562.50 319,000.00
Sergio Garcia.....T4	68-64-72-67	271/-9	562.50 319,000.00
Ryan Palmer.....T4	69-64-67-71	271/-9	562.50 319,000.00
Rory McIlroy.....T8	67-67-72-66	272/-8	400.00 232,000.00
Adam Scott.....T8	71-66-69-66	272/-8	400.00 232,000.00
Jordan Spieth.....T8	67-70-68-67	272/-8	400.00 232,000.00
Graham DeLaet.....11	68-68-69-68	273/-7	350.00 200,000.00
Angel Cabrera.....T12	71-72-66-65	274/-6	297.50 162,000.00
Chesson Hadley.....T12	68-70-68-68	274/-6	297.50 162,000.00
J.B. Holmes.....T12	71-68-67-68	274/-6	297.50 162,000.00
Charl Schwartzel.....T12	72-66-70-66	274/-6	297.50 162,000.00
Kevin Chappell.....T16	68-72-70-65	275/-5	267.50 124,000.00
Ernie Els.....T16	70-69-69-67	275/-5	267.50 124,000.00
Bill Haas.....T16	68-67-68	275/-5	267.50 124,000.00
Martin Kaymer.....T16	68-70-64-73	275/-5	267.50 124,000.00
Carmlo Viegas.....T20	70-71-68-67	276/-4	250.00 96,533.34
Hideki Matsuyama.....T20	69-67-71-69	276/-4	250.00 96,533.33
Jimmy Walker.....T20	72-67-69-68	276/-4	250.00 96,533.33

Player	Pos.	Score	FedEx Pts/ Money
Ben Crane.....T23	70-70-68-69	277/-3	227.50 69,200.00
Russell Knox.....T23	74-69-72-62	277/-3	227.50 69,200.00
Seung-Yul Noh.....T23	70-71-69-70	277/-3	227.50 69,200.00
John Senden.....T23	73-66-70-68	277/-3	227.50 69,200.00
Henrik Stenson.....T23	68-69-72-68	277/-3	227.50 69,200.00
Gary Woodland.....T23	67-73-68-69	277/-3	227.50 69,200.00
Rory Kelly.....T29	71-73-66-68	278/-2	207.50 55,600.00
Daniel Summerhays.....T29	75-68-71-64	278/-2	207.50 55,600.00
Harris English.....T31	71-71-67-70	279/-1	192.50 48,500.00
George McNeill.....T31	71-69-69-70	279/-1	192.50 48,500.00
Carl Pettersson.....T31	73-70-68-68	279/-1	192.50 48,500.00
Cameron Tringale.....T31	70-73-68-68	279/-1	192.50 48,500.00
Justin Rose.....35	69-71-70-70	280/E	180.00 43,200.00
Tim Clark.....T36	71-69-70-71	281/E	160.00 36,057.15
Geoff Ogilvy.....T36	73-69-69-70	281/E	160.00 36,057.15
Charles Howell III.....T36	69-72-71-69	281/E	160.00 36,057.14
Chris Kirk.....T36	71-70-71-69	281/E	160.00 36,057.14
Graeme McDowell.....T36	73-72-69-67	281/E	160.00 36,057.14
Brian Stuard.....T36	71-69-71-70	281/E	160.00 36,057.14
Brendan Todd.....T36	73-67-72-69	281/E	160.00 36,057.14
Brian Harman.....T43	73-71-71-67	282/2	135.00 28,000.00
Zach Johnson.....T43	71-71-71-69	282/2	135.00 28,000.00

Player	Pos.	Score	FedEx Pts/ Money
Chris Stroud.....T43	69-73-69-71	282/2	135.00 \$28,000.00
Stuart Appleby.....T46	71-71-70-71	283/3	117.50 22,680.00
Erik Compton.....T46	69-74-73-67	283/3	117.50 22,680.00
Matt Kuchar.....T46	71-73-70-69	283/3	117.50 22,680.00
Kevin Na.....T46	74-69-69-71	283/3	117.50 22,680.00
Matt Every.....T50	68-73-71-72	284/4	100.00 19,680.00
Ryan Moore.....T50	60-69-69-66	284/4	100.00 19,680.00
Kevin Stadler.....T50	74-69-70-71	284/4	100.00 19,680.00
Charley Hoffman.....T53	72-71-73-69	285/5	77.50 18,346.67
Freddie Jacobson.....T53	73-71-66-75	285/5	77.50 18,346.67
Marc Leishman.....T53	74-69-69-73	285/5	77.50 18,346.67
Webb Simpson.....T53	73-72-69-71	285/5	77.50 18,346.67
Matt Jones.....T53	73-73-70-69	285/5	77.50 18,346.67
Patrick Reed.....T53	77-70-71-67	285/5	77.50 18,346.67
Russell Henley.....T59	68-74-76-69	287/7	52.50 17,520.00
Will MacKenzie.....T59	75-72-69-71	287/7	52.50 17,520.00
Hunter Mahan.....T59	75-70-71-71	287/7	52.50 17,520.00
Kevin Strelman.....T59	75-70-76-66	287/7	52.50 17,520.00
Steven Bowditch.....T63	72-77-70-69	288/8	37.50 17,040.00
K.J. Choi.....T63	69-74-69-76	288/8	37.50 17,040.00
William McGirt.....65	71-71-76-73	291/11	30.00 16,800.00
Jason Bohm.....66	74-71-75-72	292/12	25.00 16,640.00

BMW Championship Summaries

BMW Championship

2015



Jason Day

Lake Forest, IL **September 14-20, 2015**
Conway Farms Golf Club

FedExCup Points: 2,000 (first)
Par/Yards: 35-36-71/7,198

Purse: \$8,250,000

LEADERS		First Round	Second Round	Third Round
Jason Day		61 (-10)	Jason Day	193 (-20)
Daniel Berger	65 (-6)	Daniel Berger	129 (-13)	Daniel Berger
Harris English	65 (-6)	Harris English	129 (-13)	Scott Piercy
Kevin Na	65 (-6)	Kevin Na	131 (-11)	Rory McIlroy
Jordan Spieth	65 (-6)	Jordan Spieth	131 (-11)	Rickie Fowler
Justin Thomas	65 (-6)	Bubba Watson	65 (-6)	Dustin Johnson
Bubba Watson	65 (-6)			Kevin Na

CUT: No cut. All 70 players started and 69 finished all 72 holes.

WEATHER: Thursday: Partly cloudy in the morning and early afternoon. Due to a dangerous weather situation, officials suspended play at 4:22 p.m., with 52 players remaining on the course. Officials suspended the first round for the day at 5:22 p.m. Friday: The first round

resumed at 7:33 a.m., and concluded at 9:23 a.m. The second round began at 9 a.m. Mostly cloudy, with a high of 77. Wind light and variable. Saturday: Officials pushed back third-round tee times to between 10 a.m. and 12:01 p.m., due to overnight rain Friday (2.5 inches), with substantial water on the course. Mostly sunny and cooler, with a high of 68. NNW wind at 10-20 mph. Sunday: Sunny, with a high of 70 and ESE wind at 5-10 mph.

Player	Pos.	Score	Total	FedExCup Points	Official Money
JASON DAY	1	61-63-69-69	262	2,000.00	\$1,485,000.00
Daniel Berger	2	65-64-70-69	268	1,200.00	891,000.00
Scott Piercy	3	67-65-67-70	269	760.00	561,000.00
Rickie Fowler	4	69-66-66-69	270	460.00	341,000.00
J.B. Holmes	4	70-65-67-68	270	460.00	341,000.00
Rory McIlroy	4	68-65-67-70	270	460.00	341,000.00
Dustin Johnson	7	71-62-68-70	271	340.00	257,125.00
Hideki Matsuyama	7	72-63-70-66	271	340.00	257,125.00
Cameron Tringale	7	72-64-69-66	271	340.00	257,125.00
Kevin Na	10	65-66-70-71	272	280.00	206,250.00
Henrik Stenson	10	71-63-71-67	272	280.00	206,250.00
Bubba Watson	10	65-70-72-65	272	280.00	206,250.00
Zach Johnson	11	68-69-72-64	273	223.33	145,750.00
George McNeill	11	67-65-72-69	273	223.33	145,750.00
Justin Rose	11	70-64-70-69	273	223.33	145,750.00
Jordan Spieth	11	65-66-72-70	273	223.33	145,750.00
Brendan Steele	11	68-67-68-70	273	223.33	145,750.00
Justin Thomas	11	65-67-70-71	273	223.33	145,750.00
Harris English	11	65-68-69-72	274	202.00	103,537.50
Bill Haas	11	68-67-73-66	274	202.00	103,537.50
Louis Oosthuizen	11	71-66-68-69	274	202.00	103,537.50
Nick Watney	11	68-66-71-69	274	202.00	103,537.50
Paul Casey	11	67-69-71-68	275	184.00	73,425.00

Player	Pos.	Score	Total	FedExCup Points	Official Money
Kevin Chappell	T23	66-69-68-72	275	184.00	\$73,425.00
Ryan Palmer	T23	67-67-73-68	275	184.00	73,425.00
Robert Streb	T23	71-67-70-67	275	184.00	73,425.00
Brendon Todd	T23	66-63-76-70	275	184.00	73,425.00
Keegan Bradley	T28	68-66-72-70	276	166.00	57,337.50
David Hearn	T28	74-69-69-64	276	166.00	57,337.50
Ryan Moore	T28	68-67-73-68	276	166.00	57,337.50
Patrick Reed	T28	68-69-69-70	276	166.00	57,337.50
James Hahn	T32	74-65-70-68	277	144.00	44,667.86
Billy Horschel	T32	71-69-70-67	277	144.00	44,667.86
Matt Jones	T32	72-66-72-67	277	144.00	44,667.86
Phil Mickelson	T32	68-70-72-67	277	144.00	44,667.86
Jimmy Walker	T32	69-69-71-68	277	144.00	44,667.86
Brendon de Jonge	T32	67-67-69-74	277	144.00	44,667.86
Hunter Mahan	T32	68-68-69-72	277	144.00	44,667.86
Sergio Garcia	T39	70-65-72-71	278	126.00	36,300.00
Fabian Gomez	T39	70-68-71-69	278	126.00	36,300.00
Steven Bowditch	T41	70-66-75-68	279	114.00	31,350.00
Kevin Kisner	T41	72-70-71-66	279	114.00	31,350.00
Matt Kuchar	T41	67-67-70-75	279	114.00	31,350.00
Daniel Summerhays	T41	70-72-66-71	279	114.00	31,350.00
Russell Knox	T45	74-68-68-70	280	102.00	26,400.00
Pat Perez	T45	72-71-71-66	280	102.00	26,400.00

Player	Pos.	Score	Total	FedExCup Points	Official Money
Tony Finau	T47	72-64-77-68	281	94.00	\$23,265.00
Danny Lee	T47	67-70-73-71	281	94.00	23,265.00
Russell Henley	T49	74-67-72-69	282	82.00	20,583.75
Brooks Koepka	T49	75-65-70-72	282	82.00	20,583.75
David Lingmerth	T49	73-65-70-74	282	82.00	20,583.75
William McGirt	T49	71-72-69-70	282	82.00	20,583.75
Sangmoon Bae	T53	74-70-67-72	283	62.00	18,920.00
Zac Blair	T53	70-70-74-69	283	62.00	18,920.00
Brian Harman	T53	66-69-72-76	283	62.00	18,920.00
Charley Hoffman	T53	72-71-70-70	283	62.00	18,920.00
Sean O'Hair	T53	68-72-71-72	283	62.00	18,920.00
Ian Poulter	T53	70-68-74-71	283	62.00	18,920.00
Shawn Stefani	59	72-71-71-70	284	48.00	18,315.00
Chris Kirk	T60	72-72-71-70	285	42.00	18,067.50
Gary Woodland	T60	69-71-70-75	285	42.00	18,067.50
Jerry Kelly	T62	71-73-71-71	286	34.00	17,737.50
Troy Merritt	T62	73-70-71-72	286	34.00	17,737.50
Jason Bohm	T64	71-71-71-74	287	26.00	17,407.50
Webb Simpson	T64	71-76-71-69	287	26.00	17,407.50
Brandt Snedeker	66	71-77-69-72	289	20.00	17,160.00
Rory Sabbatini	67	72-73-73-72	290	16.00	16,995.00
Ben Martin	T68	73-71-80-71	295	10.00	16,747.50
Bryce Molder	T68	77-71-69-78	295	10.00	16,747.50

The following players did not finish (W=withdrew)
W—Jim Furyk

BMW Championship

2016



Dustin Johnson

Carmel, IN **September 5-11, 2016**
Crooked Stick Golf Club

FedExCup Points: 2,000 (first)
Par/Yards: 36-36-72/7,567

Purse: \$8,500,000

LEADERS		First Round	Second Round	Third Round
Dustin Johnson		67 (-5)	Robert Castro	198 (-18)
Roberto Castro	65 (-7)	Robert Castro	130 (-14)	Paul Casey
Brian Harman	66 (-6)	Dustin Johnson	130 (-14)	Paul Casey
Paul Casey	67 (-5)	Paul Casey	133 (-11)	J.B. Holmes
Jason Dufner	67 (-5)	Jason Dufner	134 (-10)	Roberto Castro
David Hearn	67 (-5)	Chris Kirk	134 (-10)	Matt Kuchar
Dustin Johnson	67 (-5)			Adam Scott
William McGirt	67 (-5)			

CUT: No cut. 68 of the 69 players who started completed 72 holes.

WEATHER: Thursday: Partly cloudy, with a high of 87. Wind S 5-10 mph. Due to inclement weather, round one was suspended from 1:27 p.m. until 5 p.m. Due to darkness, play was suspended at 7:56 p.m. Friday: Round one resumed at 7:59 a.m. and was completed at 10:39

a.m. Mostly cloudy, with a high of 81. Wind S 5-10 mph. Saturday: Due to heavy overnight and morning rain, round three was delayed until 12:30 p.m., 90 minutes later than the scheduled start time of 11 a.m. Overcast, with light showers throughout the afternoon. Temperatures reached into the upper 70s. Wind WSW at 10-20 mph, with gusts to 25 mph. Sunday: Sunny, with a high of 75. Wind NNE 4-8 mph.

Player	Pos.	Score	Total	FedExCup Points	Official Money
DUSTIN JOHNSON	1	67-63-68-67	265	2,000.00	\$1,530,000.00
Paul Casey	2	67-66-68-67	268	1,200.00	918,000.00
Roberto Castro	3	65-65-74-67	271	760.00	578,000.00
J.B. Holmes	4	69-65-68-74	276	416.00	323,850.00
Matt Kuchar	4	68-69-68-71	276	416.00	323,850.00
Ryan Palmer	4	73-64-69-70	276	416.00	323,850.00
Charl Schwartzel	4	70-70-72-64	276	416.00	323,850.00
Adam Scott	4	69-69-67-71	276	416.00	323,850.00
Jordan Spieth	9	68-72-68-69	277	320.00	246,500.00
Daniel Berger	10	70-68-71-69	278	280.00	212,500.00
Billy Horschel	10	73-68-67-70	278	280.00	212,500.00
Chris Kirk	110	68-66-73-71	278	280.00	212,500.00
Brian Harman	T13	66-72-71-70	279	228.00	159,375.00
Patrick Reed	T13	70-70-71-68	279	228.00	159,375.00
Brandt Snedeker	T13	72-71-69-67	279	228.00	159,375.00
Jimmy Walker	T13	74-69-70-66	279	228.00	159,375.00
Russell Knox	T17	71-69-69-71	280	212.00	127,500.00
Jason Kokrak	T17	69-70-72-69	280	212.00	127,500.00
Louis Oosthuizen	T17	71-69-74-66	280	212.00	127,500.00
Si Woo Kim	T20	71-68-71-71	281	198.00	99,025.00
William McGirt	T20	67-73-69-72	281	198.00	99,025.00
Kevin Na	T20	69-68-72-72	281	198.00	99,025.00
Bubba Watson	T20	71-67-72-71	281	198.00	99,025.00

Player	Pos.	Score	Total	FedExCup Points	Official Money
James Hahn	T24	69-71-70-72	282	174.00	\$65,768.75
Jim Herman	T24	69-71-72-70	282	174.00	65,768.75
Hideki Matsuyama	T24	68-71-69-74	282	174.00	65,768.75
Phil Mickelson	T24	68-73-71-70	282	174.00	65,768.75
Scott Piercy	T24	73-70-71-68	282	174.00	65,768.75
Justin Rose	T24	74-70-70-68	282	174.00	65,768.75
Jonathan Vegas	T24	69-72-70-71	282	174.00	65,768.75
Gary Woodland	T24	71-74-70-67	282	174.00	65,768.75
Branden Grace	T32	73-70-70-70	283	144.00	46,021.43
Emiliano Grillo	T32	73-68-72-70	283	144.00	46,021.43
Bill Haas	T32	73-72-67-71	283	144.00	46,021.43
David Hearn	T32	68-73-72-71	283	144.00	46,021.43
Brooks Koepka	T32	68-72-76-67	283	144.00	46,021.43
Justin Thomas	T32	71-71-73-68	283	144.00	46,021.43
Jamie Lovemark	T32	69-72-69-73	283	144.00	46,021.43
Luke Donald	T39	69-73-70-72	284	124.00	36,550.00
Kevin Kisner	T39	70-73-74-67	284	124.00	36,550.00
Kevin Streelman	T39	72-70-74-68	284	124.00	36,550.00
Billy Hurley III	T42	70-72-72-71	285	108.00	29,750.00
Zach Johnson	T42	73-69-72-71	285	108.00	29,750.00
Grime McDowell	T42	73-67-73-72	285	108.00	29,750.00
Rory McIlroy	T42	68-72-73-72	285	108.00	29,750.00
Vaughn Taylor	T42	71-70-71-73	285	108.00	29,750.00

Player	Pos.	Score	Total	FedExCup Points	Official Money
Jon Curran	T47	69-71-71-75	286	88.00	\$22,474.00
Harris English	T47	71-69-75-71</			

BMW Championship Summaries

BMW Championship

2017



Mark Leishman

Lake Forest, IL
Conway Farms Golf Club

September 11-17, 2017

FedExCup Points: 2,000 (first)
Par/Yards: 35-36-71/7,208

Purse: \$8,750,000

LEADERS		First Round	Second Round	Third Round
		Marc Leishman 62 (-9)	Marc Leishman 126 (-16)	Marc Leishman 194 (-19)
		Jason Day 64 (-7)	Jason Day 129 (-13)	Jason Day 199 (-14)
		Charley Hoffman 64 (-7)	Rickie Fowler 129 (-13)	Rickie Fowler 199 (-14)
		Jamie Lovemark 64 (-7)	Patrick Cantlay 132 (-10)	Justin Rose 201 (-12)
		Keegan Bradley 65 (-6)	Stewart Cink 133 (-9)	Scott Brown 202 (-11)
		Rafa Cabrera Bello 65 (-6)	Francesco Molinari 133 (-9)	Patrick Cantlay 202 (-11)
		Tony Finau 65 (-6)		Charley Hoffman 202 (-11)
		Rickie Fowler 65 (-6)		Matt Kuchar 202 (-11)
		Jordan Spieth 65 (-6)		Ryan Moore 202 (-11)
				Jon Rahm 202 (-11)
				Chez Reavie 202 (-11)

CUT: No cut. 69 of the 70 players who started the event completed 72 holes.

WEATHER: Thursday: Due to fog, the first round was delayed 20 minutes. Sunny with a high of 77. Wind SSE 5-10 mph. Friday: Mostly sunny with a high of 82. Wind SSE 9-13 mph with

gusts to 17 mph. Saturday: Dry and breezy with a high of 85. Wind SSE 8-12 mph with gusts to 16 mph. Sunday: Partly cloudy with a high of 80. Wind WSW 6-12 mph in the morning, switching to WNW wind at 5-10 mph in the afternoon.

Player	Pos.	Score	Total	FedExCup Points	Official Money
MARC LEISHMAN	1	62-64-68-67	261	2,000.00	\$1,575,000.00
Rickie Fowler	2	65-64-70-67	266	980.00	770,000.00
Justin Rose	2	67-68-66-65	266	980.00	770,000.00
Jason Day	4	64-65-70-69	268	540.00	420,000.00
Matt Kuchar	5	67-68-67-67	269	420.00	332,500.00
Jon Rahm	5	69-68-65-67	269	420.00	332,500.00
Tony Finau	7	65-72-70-64	271	350.00	282,187.50
Jordan Spieth	7	65-70-71-65	271	350.00	282,187.50
Patrick Cantlay	9	67-65-70-70	272	300.00	236,250.00
Anirban Lahiri	9	67-71-68-66	272	300.00	236,250.00
Webb Simpson	9	66-73-65-68	272	300.00	236,250.00
Kevin Chappell	12	69-67-70-67	273	218.50	156,406.25
Sergio Garcia	12	68-68-68-69	273	218.50	156,406.25
Lucas Glover	12	68-70-65-70	273	218.50	156,406.25
Brooks Koepka	12	71-70-69-63	273	218.50	156,406.25
Francesco Molinari	12	68-65-72-68	273	218.50	156,406.25
Pat Perez	12	70-67-67-69	273	218.50	156,406.25
Chez Reavie	12	68-67-67-71	273	218.50	156,406.25
Cameron Smith	12	68-68-69-70	273	218.50	156,406.25
Scott Brown	20	69-66-67-72	274	156.85	91,250.00
Zach Johnson	20	67-71-72-64	274	156.85	91,250.00
Luke List	20	68-70-67-69	274	156.85	91,250.00
Phil Mickelson	20	66-69-69-70	274	156.85	91,250.00

Player	Pos.	Score	Total	FedExCup Points	Official Money
Ryan Moore	220	69-66-67-72	274	156.85	\$91,250.00
Sean O'Hair	220	70-69-66-69	274	156.85	91,250.00
Xander Schauffele	220	72-70-65-67	274	156.85	91,250.00
Keegan Bradley	227	65-72-68-70	275	115.00	60,812.50
Bud Cauley	227	69-66-71-69	275	115.00	60,812.50
Stewart Cink	227	67-66-70-72	275	115.00	60,812.50
Charley Hoffman	227	64-71-67-73	275	115.00	60,812.50
Charl Schwartzel	227	69-73-66-67	275	115.00	60,812.50
Gary Woodland	227	67-67-72-69	275	115.00	60,812.50
Daniel Berger	233	68-68-69-71	276	80.28	45,250.00
Rafa Cabrera Bello	233	65-71-70-70	276	80.28	45,250.00
Paul Casey	233	69-67-71-69	276	80.28	45,250.00
Bryson DeChambeau	233	68-70-69-69	276	80.28	45,250.00
James Hahn	233	68-68-69-71	276	80.28	45,250.00
Dustin Johnson	233	71-72-69-64	276	80.28	45,250.00
Jamie Lovemark	233	64-70-71-71	276	80.28	45,250.00
Adam Hadwin	240	71-71-70-65	277	58.00	35,000.00
Brian Harman	240	69-69-70-69	277	58.00	35,000.00
Ian Poulter	240	69-69-70-69	277	58.00	35,000.00
Hudson Swafford	240	68-66-73-70	277	58.00	35,000.00
Mackenzie Hughes	244	67-68-69-74	278	44.66	28,875.00
Martin Laird	244	73-69-70-66	278	44.66	28,875.00
Brendan Steele	244	68-66-72-72	278	44.66	28,875.00

Player	Pos.	Score	Total	FedExCup Points	Official Money
Russell Henley	T47	66-71-70-72	279	37.00	\$23,537.50
Hideki Matsuyama	T47	72-68-70-69	279	37.00	23,537.50
Kyle Stanley	T47	70-68-71-70	279	37.00	23,537.50
Justin Thomas	T47	67-70-71-71	279	37.00	23,537.50
Grayson Murray	T51	71-70-71-68	280	31.00	21,262.50
Henrik Stenson	T51	72-66-69-73	280	31.00	21,262.50
Bill Haas	T53	71-69-71-70	281	24.72	20,160.00
Sung Kang	T53	73-68-68-72	281	24.72	20,160.00
Kevin Na	T53	73-73-72-63	281	24.72	20,160.00
Robert Streb	T53	67-69-75-70	281	24.72	20,160.00
Kevin Tway	T53	73-70-66-72	281	24.72	20,160.00
Jason Dufner	T58	74-66-72-70	282	20.40	19,337.50
Emiliano Grillo	T58	70-72-72-68	282	20.40	19,337.50
Si Woo Kim	T58	72-71-72-67	282	20.40	19,337.50
Rory McIlroy	T58	72-69-70-71	282	20.40	19,337.50
Billy Horschel	62	68-74-71-70	283	18.40	18,900.00
Louis Oosthuizen	T63	77-74-66-67	284	17.20	18,637.50
Jhonattan Vegas	T63	71-68-74-71	284	17.20	18,637.50
Patrick Reed	65	72-72-71-70	285	16.00	18,375.00
Ollie Schniederjans	66	73-70-66-77	286	15.20	18,200.00
Charles Howell III	T67	68-76-69-74	287	14.00	17,937.50
Kevin Kisner	T67	71-71-75-70	287	14.00	17,937.50
Wesley Bryan	69	76-71-72-69	288	12.80	17,675.00

The following players did not finish (W=withdrew)
W—Danny Lee

BMW Championship

2018



Keegan Bradley

Newton Square, PA
Aronimink Golf Club

September 3-9, 2018

FedExCup Points: 2,000 (first)
Par/Yards: 35-35-70/7,237

Purse: \$9,000,000

LEADERS		First Round	Second Round	Third Round
		Keegan Bradley 66 (-4)	Keegan Bradley 130 (-10)	Keegan Bradley 196 (-14)
		Tiger Woods 62 (-8)	Xander Schauffele 127 (-13)	Justin Rose 193 (-17)
		Rory McIlroy 62 (-8)	Justin Rose 129 (-11)	Xander Schauffele 194 (-16)
		Xander Schauffele 63 (-7)	Keegan Bradley 130 (-10)	Rory McIlroy 194 (-16)
		Justin Thomas 64 (-6)	Rickie Fowler 130 (-10)	Tommy Fleetwood 195 (-15)
		Alex Noren 64 (-6)	Patrick Cantlay 130 (-10)	Rickie Fowler 195 (-15)
		Peter Uihlein 64 (-6)	Hideki Matsuyama 130 (-10)	Keegan Bradley 196 (-14)
		Rickie Fowler 65 (-5)	Alex Noren 130 (-10)	
		Aaron Wise 65 (-5)		
		Byeong Hun An 65 (-5)		

CUT: No cut. 68 of 69 players completed 72 holes.

WEATHER: Thursday: Partly cloudy, with a high of 90. Wind SW 5-10 mph. Friday: Mostly cloudy and cooler. High of 79. Wind NE 5-10 mph. Saturday: Due to heavy overnight rain, the

start to round three was delayed until noon ET. Cloudy. High of 70. Wind NE 6-12 mph. Sunday: Heavy rain throughout the day led to the final round moving to Monday. High of 56. Wind ENE 6-14 mph. Monday: Intermittent showers throughout the day. High of 65. Wind E 8-12 mph, gusting to 17 mph.

Player	Pos.	Score	Total	FedExCup Points	Official Money
KEEGAN BRADLEY ...	1	66-64-66-64	260	2,000.00	\$1,620,000.00
Justin Rose	2	66-63-64-67	260	1,200.00	972,000.00
Billy Horschel	T3	64-67-66-64	261	650.00	522,000.00
Xander Schauffele	T3	63-64-67-67	261	650.00	522,000.00
Rory McIlroy	5	62-69-63-68	262	440.00	360,000.00
Webb Simpson	T6	66-67-65-65	263	380.00	312,750.00
Tiger Woods	T6	62-70-66-65	263	380.00	312,750.00
Tony Finau	T8	68-64-67-65	264	310.00	252,000.00
Tommy Fleetwood	T8	71-62-62-69	264	310.00	252,000.00
Rickie Fowler	T8	65-65-65-69	264	310.00	252,000.00
Francesco Molinari	T8	70-63-64-67	264	310.00	252,000.00
Kevin Na	T12	70-62-67-66	265	242.66	189,000.00
Justin Thomas	T12	64-67-66-68	265	242.66	189,000.00
Gary Woodland	T12	66-66-66-67	265	242.66	189,000.00
Hideki Matsuyama	15	66-64-67-69	266	220.00	162,000.00
Andrew Putnam	T16	67-66-66-68	267	204.00	144,000.00
Bubba Watson	T16	71-65-65-66	267	204.00	144,000.00
Aaron Wise	T16	65-67-68-67	267	204.00	144,000.00
Bryson DeChambeau	T19	67-67-64-67	268	172.00	109,080.00
Adam Hadwin	T19	69-69-63-67	268	172.00	109,080.00
Brooks Koepka	T19	69-68-65-66	268	172.00	109,080.00
Jason Kokrak	T19	69-65-67-67	268	172.00	109,080.00
Patrick Reed	T19	69-65-64-70	268	172.00	109,080.00

Player	Pos.	Score	Total	FedExCup Points	Official Money
Jason Day	T24	67-64-68-70	269	136.00	\$74,700.00
Charles Howell III	T24	68-63-70-68	269	136.00	74,700.00
Dustin Johnson	T24	70-68-64-67	269	136.00	74,700.00
Alex Noren	T24	64-66-70-69	269	136.00	74,700.00
Jon Rahm	T24	66-69-65-69	269	136.00	74,700.00
Byeong Hun An	T29	65-67-68-70	270	109.00	59,850.00
Austin Cook	T29	71-67-63-69	270	109.00	59,850.00
Tyrell Hatton	T29	69-68-69-64	270	109.00	59,850.00
Henrik Stenson	T29	66-69-67-68	270	109.00	59,850.00
Beau Hossler	T33	67-67-68-69	271	91.00	51,975.00
Zach Johnson	T33	68-68-68-67	271	91.00	51,975.00
Brian Garnett	T35	70-67-67-68	272	80.00	46,350.00
Andrew Landry	T35	68-70-66-68	272	80.00	46,350.00
Ted Potter, Jr.	T35	68-64-67-73	272	80.00	46,350.00
C.T. Pan	T38	67-67-71-68	273	68.00	40,500.00
Cheez Reavie	T38	68-70-67-68	273	68.00	40,500.00
Peter Uihlein	T38	64-70-71-68	273	68.00	40,500.00
Rafa Cabrera Bello	T41	70-68-70-66	274	54.00	34,200.00
Si Woo Kim	T41	71-68-66-69	274	54.00	34,200.00
Chris Kirk	T41	69-68-69-68	274	54.00	34,200.00
Marc Leishman	T41	74-66-66-68	274	54.00	34,200.00
Brian Day	T45	66-71-69-69			

BMW Championship Summaries

BMW Championship

2019



Justin Thomas

Medinah, IL
Medinah CC

August 12-18, 2019
Par/Yards: 36-36-72/7,657

FedExCup Points: 2,000 (first)

Purse: \$9,250,000

LEADERS

First Round

Justin Thomas	65 (-7)
Jason Kokrak	65 (-7)
Patrick Cantlay	66 (-6)
Joel Dahmen	66 (-6)
Brandt Snedeker	66 (-6)
Lucas Glover	66 (-6)
Jim Furyk	66 (-6)

Second Round

Hideki Matsuyama	132 (-12)
Patrick Cantlay	133 (-11)
Tony Finau	133 (-11)
Justin Thomas	134 (-10)

Third Round

Justin Thomas	195 (-21)
Tony Finau	201 (-15)
Patrick Cantlay	201 (-15)
Rory Sabbatini	202 (-14)
Jon Rahm	203 (-13)

CUT: No cut. 69 of the 70 players completed 72 holes.

WEATHER: Thursday: Sunny. High of 79. Wind NNE 8-12 mph with gusts of 15. Friday: Partly cloudy. High of 79. Wind S 10-15 mph with gusts to 17 mph. Saturday: Mix of sun and clouds with isolated showers. Due to dangerous weather situation, the third round was

suspended at 11:29 a.m. CT and resumed at 12:45 p.m. CT for a total delay of one hour, 16 minutes. Wind SSW 6-12 mph. Sunday: Mostly cloudy with isolated showers. Wind WSW 13-18 mph with gusts of 25. Overnight and morning rainfall totaled 0.08" bringing the weekly rainfall total to 1.94

Player	Pos.	Score	Total	FedExCup Points	Official Money
JUSTIN THOMAS	1	65-69-61-68	263	2,000.00	\$1,665,000.00
Patrick Cantlay	2	66-67-68-65	266	1,200.00	999,000.00
Hideki Matsuyama	3	69-63-73-63	268	760.00	629,000.00
Tony Finau	4	67-66-68-69	270	540.00	444,000.00
Jon Rahm	15	68-69-66-69	272	420.00	351,500.00
Brandt Snedeker	15	66-71-67-68	272	420.00	351,500.00
Corey Conners	17	69-66-69-69	273	350.00	298,312.50
Lucas Glover	17	66-69-69-69	273	350.00	298,312.50
Kevin Kisner	19	68-68-69-69	274	310.00	259,000.00
Adam Scott	19	67-71-69-67	274	310.00	259,000.00
Tommy Fleetwood	111	70-66-70-69	275	245.60	196,100.00
Rickie Fowler	111	67-70-68-70	275	245.60	196,100.00
Sungjae Im	111	70-72-66-67	275	245.60	196,100.00
Louis Oosthuizen	111	70-69-68-68	275	245.60	196,100.00
Kevin Tway	111	69-67-70-69	275	245.60	196,100.00
J.T. Poston	116	68-74-66-68	276	204.00	148,000.00
Rory Sabbatini	116	67-68-67-74	276	204.00	148,000.00
Vaughn Taylor	116	73-70-67-66	276	204.00	148,000.00
Jason Kokrak	119	65-73-70-69	277	172.00	112,110.00
Marc Leishman	119	72-71-67-67	277	172.00	112,110.00
Rory McIlroy	119	69-67-70-71	277	172.00	112,110.00
Patrick Reed	119	68-71-68-70	277	172.00	112,110.00
Xander Schauffele	119	67-68-70-72	277	172.00	112,110.00

Player	Pos.	Score	Total	FedExCup Points	Official Money
Paul Casey	T24	70-70-67-71	278	139.00	\$78,856.25
Joel Dahmen	T24	66-71-69-72	278	139.00	78,856.25
Brooks Koepka	T24	68-71-72-67	278	139.00	78,856.25
Webb Simpson	T24	70-72-67-69	278	139.00	78,856.25
Byeong Hun An	T28	71-70-69-69	279	118.00	65,675.00
Abraham Ancer	T28	68-72-69-70	279	118.00	65,675.00
Si Woo Kim	T28	70-67-71-71	279	118.00	65,675.00
Wyndham Clark	T31	69-73-65-73	280	92.00	53,650.00
Emiliano Grillo	T31	72-70-68-70	280	92.00	53,650.00
Joaquin Niemann	T31	74-65-69-72	280	92.00	53,650.00
C.T. Pan	T31	71-67-70-72	280	92.00	53,650.00
Ian Poulter	T31	70-70-71-69	280	92.00	53,650.00
Gary Woodland	T31	70-73-64-73	280	92.00	53,650.00
Billy Horschel	T37	71-73-69-68	281	66.00	40,700.00
Charles Howell III	T37	70-69-73-69	281	66.00	40,700.00
Ryan Moore	T37	71-69-69-72	281	66.00	40,700.00
Scott Piercy	T37	67-73-70-71	281	66.00	40,700.00
Scottie Scheffler	T37	70-71-70-70	281	66.00	40,700.00
Tiger Woods	T37	71-71-67-72	281	66.00	40,700.00
Keegan Bradley	T43	69-74-68-71	282	45.20	30,525.00
Adam Hadwin	T43	67-68-71-76	282	45.20	30,525.00
Troy Merritt	T43	69-76-71-66	282	45.20	30,525.00
Ryan Palmer	T43	68-72-70-72	282	45.20	30,525.00

Player	Pos.	Score	Total	FedExCup Points	Official Money
Andrew Putnam	T43	71-69-73-69	282	45.20	\$30,525.00
Bryson DeChambeau	T48	71-71-71-70	283	35.00	23,865.00
Shane Lowry	T48	72-74-68-69	283	35.00	23,865.00
Phil Mickelson	T48	70-73-69-71	283	35.00	23,865.00
Collin Morikawa	T48	67-73-72-71	283	35.00	23,865.00
Jason Day	T52	70-71-69-74	284	26.24	21,571.00
Dylan Frittelli	T52	72-69-71-72	284	26.24	21,571.00
Matt Kuchar	T52	71-70-73-70	284	26.24	21,571.00
Keith Mitchell	T52	72-74-67-71	284	26.24	21,571.00
Justin Rose	T52	68-73-73-70	284	26.24	21,571.00
Jim Furyk	T57	66-72-75-72	285	21.20	20,627.50
Dustin Johnson	T57	70-72-72-71	285	21.20	20,627.50
Graeme McDowell	T57	69-72-73-71	285	21.20	20,627.50
Cheez Reavie	T57	67-68-74-76	285	21.20	20,627.50
Max Homa	T61	70-67-71-78	286	18.80	20,072.50
Francesco Molinari	T61	72-73-68-73	286	18.80	20,072.50
Rafa Cabrera Bello	T63	69-72-74-72	287	17.20	19,702.50
Sung Kang	T63	69-73-73-72	287	17.20	19,702.50
Cameron Champ	T65	71-68-78-71	288	15.20	19,240.00
J.B. Holmes	T65	69-71-76-72	288	15.20	19,240.00
Adam Long	T65	72-70-71-75	288	15.20	19,240.00
Harold Varner III	T68	72-74-71-72	289	13.60	18,870.00
Nate Lashley	T69	72-73-70-76	291	12.80	18,685.00

The following players did not finish (W=withdrew)
W—Kevin Na

BMW Championship Summaries

BMW Championship

2020



Olympia Fields, Illinois
Olympia Fields Country Club (North)

August 27-30, 2020

FedExCup Points: 1,500 (winner)
Par/Yards: 70/7,366

Purse: \$9,500,000

LEADERS

First Round

Hideki Matsuyama.....	67 (-3)
Tyler Duncan.....	68 (-2)
Mackenzie Hughes.....	69 (-1)
10 players.....	70 (E)
Jon Rahm.....	75 (T51)

Second Round

Patrick Cantlay.....	139 (-1)
Rory McIlroy.....	139 (-1)
Hideki Matsuyama.....	140 (E)
Dustin Johnson.....	140 (E)
Adam Scott.....	141 (+1)
Brendon Todd.....	141 (+1)
Louis Oosthuizen.....	141 (+1)
Tony Finau.....	141 (+1)
Billy Horschel.....	141 (+1)
Jon Rahm.....	146 (T39)

Third Round

Hideki Matsuyama.....	209 (-1)
Dustin Johnson.....	209 (-1)
Joaquin Niemann.....	211 (+1)
Mackenzie Hughes.....	211 (+1)
Adam Scott.....	211 (+1)
Jon Rahm.....	212 (+2)
Sebastian Munoz.....	212 (+2)
Kevin Kisner.....	212 (+2)
Bubba Watson.....	212 (+2)
Brendon Todd.....	212 (+2)
Rory McIlroy.....	212 (+2)

CUT: No cut. 69 of the 70 players completed 72 holes.

WEATHER: **Thursday:** Partly cloudy, with a high of 92. Wind WSW 15-20 mph. **Friday:** Partly cloudy. High of 91. Wind SW 10-18 mph. **Saturday:** Mostly cloudy. High of 78. Wind NW 9-17 mph. **Sunday:** Partly cloudy. High of 77. Wind E 6-12 mph.

Player	Pos.	Score	Total	FedExCup Points	Official Money
JON RAHM	1	75-71-66-64	276	1,500.00	1,710,000.00
Dustin Johnson.....	2	71-69-69-67	276	900.00	1,026,000.00
Hideki Matsuyama.....	3	67-73-69-69	278	487.50	551,000.00
Joaquin Niemann.....	3	72-71-68-67	278	487.50	551,000.00
Tony Finau.....	5	70-71-73-65	279	330.00	384,750.00
Jason Kokrak.....	16	74-71-69-66	280	285.00	337,250.00
Matthew Fitzpatrick.....	16	70-75-68-67	280	285.00	337,250.00
Sebastian Munoz.....	18	70-75-67-69	281	247.50	285,000.00
Brendon Todd.....	18	73-68-71-69	281	247.50	285,000.00
Lanto Griffin.....	110	70-73-70-69	282	217.50	247,000.00
Mackenzie Hughes.....	110	69-73-69-71	282	217.50	247,000.00
Patrick Cantlay.....	112	71-68-75-69	283	177.75	192,375.00
Byeong Hun An.....	112	73-74-68-68	283	177.75	192,375.00
Brian Harman.....	112	72-73-69-69	283	177.75	192,375.00
Rory McIlroy.....	112	70-69-73-71	283	177.75	192,375.00
Paul Casey.....	116	73-72-71-68	284	150.00	147,250.00
Bubba Watson.....	116	72-70-70-72	284	150.00	147,250.00
Tyrell Hatton.....	116	73-70-71-70	284	150.00	147,250.00
Matthew Wolff.....	116	72-71-74-67	284	150.00	147,250.00
Collin Morikawa.....	120	76-73-68-68	285	123.00	106,780.00
Scottie Scheffler.....	120	75-72-72-66	285	123.00	106,780.00
Richy Werenski.....	120	74-72-70-69	285	123.00	106,780.00
Cameron Smith.....	120	75-73-68-69	285	123.00	106,780.00

Player	Pos.	Score	Total	FedExCup Points	Official Money
Joel Dahmen.....	T20	71-77-71-66	285	123.00	106,780.00
Russell Henley.....	T25	74-69-70-73	286	90.75	69,468.75
Justin Thomas.....	T25	73-74-71-68	286	90.75	69,468.75
Louis Oosthuizen.....	T25	72-69-74-71	286	90.75	69,468.75
Kevin Kisner.....	T25	72-70-70-74	286	90.75	69,468.75
Adam Scott.....	T25	72-69-70-75	286	90.75	69,468.75
Daniel Berger.....	T25	73-74-69-70	286	90.75	69,468.75
Carlos Ortiz.....	T25	70-74-72-70	286	90.75	69,468.75
Xander Schauffele.....	T25	73-70-74-69	286	90.75	69,468.75
Corey Conners.....	T33	76-69-70-72	287	60.21	49,128.57
Abraham Ancer.....	T33	70-74-70-73	287	60.21	49,128.57
Brendan Steele.....	T33	72-71-75-69	287	60.21	49,128.57
Billy Horschel.....	T33	70-71-74-72	287	60.21	49,128.57
Danny Lee.....	T33	73-72-74-68	287	60.21	49,128.57
Dylan Frittelli.....	T33	72-75-69-71	287	60.21	49,128.57
Gary Woodland.....	T33	75-70-74-68	287	60.21	49,128.57
Jim Herman.....	T40	71-72-73-72	288	38.06	34,200.00
Adam Hadwin.....	T40	74-72-73-69	288	38.06	34,200.00
Harris English.....	T40	75-71-69-73	288	38.06	34,200.00
Patrick Reed.....	T40	73-71-72-72	288	38.06	34,200.00
Ryan Palmer.....	T40	71-76-74-67	288	38.06	34,200.00
Alex Noren.....	T40	72-71-73-72	288	38.06	34,200.00
Maverick McNealy.....	T40	77-70-73-68	288	38.06	34,200.00

Player	Pos.	Score	Total	FedExCup Points	Official Money
Viktor Hovland.....	T40	71-73-73-71	288	38.06	34,200.00
Tyler Duncan.....	T48	68-76-77-68	289	27.75	25,365.00
Charles Howell III.....	T48	75-75-69-70	289	27.75	25,365.00
Bryson DeChambeau.....	50	73-70-75-72	290	25.50	23,940.00
Mark Hubbard.....	T51	70-77-69-75	291	21.00	22,496.00
Tiger Woods.....	T51	73-75-72-71	291	21.00	22,496.00
Kevin Na.....	T51	72-74-71-74	291	21.00	22,496.00
Nick Taylor.....	T51	75-72-73-71	291	21.00	22,496.00
Kevin Streelman.....	T51	76-80-66-69	291	21.00	22,496.00
Harry Higgs.....	T56	70-74-75-73	292	16.80	21,470.00
Sungjae Im.....	T56	77-74-72-69	292	16.80	21,470.00
Adam Long.....	T56	72-77-72-71	292	16.80	21,470.00
Max Homa.....	T59	74-72-70-77	293	14.40	20,710.00
Robby Shelton.....	T59	75-72-71-75	293	14.40	20,710.00
J.T. Poston.....	T59	72-77-73-71	293	14.40	20,710.00
Michael Thompson.....	T59	72-73-72-76	293	14.40	20,710.00
Matt Kuchar.....	T59	75-76-69-73	293	14.40	20,710.00
Jason Day.....	64	76-74-76-68	294	12.60	20,140.00
Cameron Champ.....	T65	77-74-70-74	295	11.40	19,760.00
Talor Gooch.....	T65	76-79-71-69	295	11.40	19,760.00
Tom Hoge.....	T65	71-73-75-76	295	11.40	19,760.00
Andrew Landry.....	68	77-75-74-75	301	10.20	19,380.00
Marc Leishman.....	69	80-78-79-73	310	9.60	19,190.00

The following players did not finish (W=withdrew)
W=Webb Simpson

BMW Championship Summaries

BMW Championship

2021



Patrick Cantlay

Owings Mills, MD
Caves Valley Golf Club

August 26-29, 2021
Par/Yards: 36-36-72/7,542

FedExCup Points: 2,000 (first)

Purse: \$9,500,000

LEADERS	First Round	Second Round	Third Round
	Rory McIlroy..... 64 (-8)	Bryson DeChambeau..... 128 (-16)	Patrick Cantlay 195 (-21)
	Jon Rahm..... 64 (-8)	Patrick Cantlay 129 (-15)	Bryson DeChambeau..... 195 (-21)
	Sam Burns..... 64 (-8)	Jon Rahm..... 130 (-14)	Sungjae Im 198 (-18)
	Sergio Garcia..... 65 (-7)	Sungjae Im..... 132 (-12)	Sam Burns 199 (-17)
	Abraham Ancer..... 66 (-6)	Sergio Garcia..... 132 (-12)	Abraham Ancer..... 199 (-17)
	Patrick Cantlay 66 (-6)		Rory McIlroy..... 199 (-17)
			Sergio Garcia..... 199 (-17)

CUT: No cut. 69 of the 70 players completed 72 holes.

WEATHER: Thursday: Partly cloudy. High of 92. Wind WSW 15-20 mph. **Friday:** Partly cloudy. High of 91. Wind SW 10-18 mph. **Saturday:** Mostly cloudy. High of 78. Wind NW 9-17 mph. **Sunday:** Partly cloudy. High of 77. Wind E 6-12 mph.

Player	Pos.	Score	Total	FedExCup Pts.	Money
PATRICK CANTLAY	1	66 63 66 66	261/ -27	2,000.00	1,710,000.00
Bryson DeChambeau.....	2	68 60 67 66	261/ -27	1,200.00	1,026,000.00
Sungjae Im	3	67 65 66 67	265/ -23	760.00	646,000.00
Rory McIlroy	4	64 70 65 67	266/ -22	540.00	456,000.00
Erik van Rooyen.....	5	67 68 67 65	267/ -21	440.00	380,000.00
Sergio Garcia.....	T6	65 67 67 69	268/ -20	380.00	330,125.00
Dustin Johnson.....	T6	67 70 65 66	268/ -20	380.00	330,125.00
Sam Burns.....	8	64 70 65 70	269/ -19	340.00	294,500.00
Abraham Ancer.....	T9	66 67 66 71	270/ -18	300.00	256,500.00
Alex Noren.....	T9	71 66 67 66	270/ -18	300.00	256,500.00
Jon Rahm.....	T9	64 66 70 70	270/ -18	300.00	256,500.00
K.H. Lee	T12	69 69 66 67	271/ -17	242.66	199,500.00
Webb Simpson	T12	67 72 66 66	271/ -17	242.66	199,500.00
Harold Varner III	T12	67 70 69 65	271/ -17	242.66	199,500.00
Tony Finau.....	T15	67 72 70 63	272/ -16	216.00	166,250.00
Jason Kokrak.....	T15	73 68 65 66	272/ -16	216.00	166,250.00
Viktor Hovland.....	T17	70 69 68 66	273/ -15	188.00	133,000.00
Kevin Na	T17	72 65 69 67	273/ -15	188.00	133,000.00
Charl Schwartzel.....	T17	71 66 68 68	273/ -15	188.00	133,000.00
Hudson Swafford	T17	67 66 68 72	273/ -15	188.00	133,000.00
Aaron Wise	T17	69 66 71 67	273/ -15	188.00	133,000.00
Corey Conners.....	T22	70 70 69 65	274/ -14	152.50	95,000.00
Brooks Koepka	T22	70 67 69 68	274/ -14	152.50	95,000.00
Scottie Scheffler.....	T22	73 66 68 67	274/ -14	152.50	95,000.00
Justin Thomas	T22	68 71 69 66	274/ -14	152.50	95,000.00
Daniel Berger.....	T26	68 71 70 66	275/ -13	130.00	73,150.00
Harris English.....	T26	69 70 71 65	275/ -13	130.00	73,150.00
Shane Lowry.....	T26	71 68 71 65	275/ -13	130.00	73,150.00
Cam Davis	T29	73 67 67 69	276/ -12	106.00	61,750.00
Brian Harman	T29	69 69 70 68	276/ -12	106.00	61,750.00
Si Woo Kim.....	T29	74 71 65 66	276/ -12	106.00	61,750.00
Sebastián Muñoz.....	T29	67 68 72 69	276/ -12	106.00	61,750.00
Joaquin Niemann.....	T29	68 74 68 66	276/ -12	106.00	61,750.00
Patton Kizzire.....	T34	69 72 68 68	277/ -11	82.00	50,112.50
Cameron Smith.....	T34	68 72 69 68	277/ -11	82.00	50,112.50

Player	Pos.	Score	Total	FedExCup Pts.	Money
Jordan Spieth	T34	71 70 70 66	277/ -11	82.00	50,112.50
Lee Westwood.....	T34	71 70 67 69	277/ -11	82.00	50,112.50
Paul Casey.....	T38	68 68 70 72	278/ -10	58.00	38,000.00
Stewart Cink.....	T38	69 74 66 69	278/ -10	58.00	38,000.00
Lucas Glover.....	T38	68 67 73 70	278/ -10	58.00	38,000.00
Harry Higgs	T38	72 67 71 68	278/ -10	58.00	38,000.00
Charley Hoffman.....	T38	69 71 68 70	278/ -10	58.00	38,000.00
Matt Jones.....	T38	69 70 71 68	278/ -10	58.00	38,000.00
Louis Oosthuizen.....	T38	71 74 64 69	278/ -10	58.00	38,000.00
Jhonattan Vegas.....	T38	69 70 72 67	278/ -10	58.00	38,000.00
Emiliano Grillo.....	T46	67 73 73 66	279/ -9	41.00	28,500.00
Hideki Matsuyama	T46	67 69 72 71	279/ -9	41.00	28,500.00
Chris Kirk.....	48	71 71 68 70	280/ -8	38.00	26,030.00
Tom Hoge.....	T49	69 71 71 70	281/ -7	35.00	24,320.00
Xander Schauffele.....	T49	67 68 75 71	281/ -7	35.00	24,320.00
Marc Leishman.....	51	69 76 68 69	282/ -6	32.00	23,370.00
Branden Grace.....	T52	75 71 68 69	283/ -5	26.24	22,154.00
Billy Horschel	T52	71 72 73 67	283/ -5	26.24	22,154.00
Mackenzie Hughes.....	T52	69 71 70 73	283/ -5	26.24	22,154.00
Kevin Streelman.....	T52	71 70 70 72	283/ -5	26.24	22,154.00
Cameron Tringale.....	T52	73 71 70 69	283/ -5	26.24	22,154.00
Talor Gooch.....	T57	69 71 74 70	284/ -4	21.60	21,280.00
Keith Mitchell.....	T57	72 70 73 69	284/ -4	21.60	21,280.00
Ryan Palmer	T57	68 75 69 72	284/ -4	21.60	21,280.00
Keegan Bradley.....	T60	67 76 72 70	285/ -3	19.20	20,710.00
Russell Henley.....	T60	72 73 73 67	285/ -3	19.20	20,710.00
Robert Streb	T60	73 71 69 72	285/ -3	19.20	20,710.00
Max Homa.....	T63	72 72 73 69	286/ -2	16.80	20,140.00
Maverick McNealy.....	T63	69 70 70 77	286/ -2	16.80	20,140.00
Collin Morikawa.....	T63	72 75 70 69	286/ -2	16.80	20,140.00
Cameron Champ.....	T66	70 74 72 71	287/ -1	14.00	19,475.00
Kevin Kisner.....	T66	72 71 72 72	287/ -1	14.00	19,475.00
Phil Mickelson.....	T66	68 77 68 74	287/ -1	14.00	19,475.00
Carlos Ortiz	T66	68 74 75 70	287/ -1	14.00	19,475.00

Miscellaneous



2007 TIGER WOODS
2008 VIJAY SINGH
2009 TIGER WOODS
2010 JIM FURYK
2011 BILL HAAS
2012 BRANDT SNEDEKER
2013 HENRIK STENSON
2014 BILLY HORSCHEL
2015 JORDAN SPIETH
2016 RORY MELROY
2017 JUSTIN THOMAS
2018 JUSTIN ROSE

2020 Four-Round Course Summary

East Lake GC

Rank	Hole	Par	Yardage	Average Score	Average Over Under-par	Eagle	Birdie	Par	Bogey	Double Bogey	Other
6	1	4	469	4.092	0.092	0	20	70	29	1	0
11	2	3	197	2.933	-0.067	0	19	90	11	0	0
16	3	4	391	3.767	-0.233	1	38	69	12	0	0
3	4	4	479	4.117	0.117	0	12	84	22	2	0
11	5	4	442	3.933	-0.067	0	18	92	10	0	0
18	6	5	525	4.375	-0.625	5	70	41	3	1	0
5	7	4	481	4.100	0.100	0	19	73	25	3	0
2	8	4	455	4.142	0.142	0	17	72	28	3	0
7	9	3	235	3.067	0.067	0	14	84	22	0	0
9	10	4	424	3.975	-0.025	0	24	75	21	0	0
4	11	3	214	3.108	0.108	0	12	84	23	1	0
14	12	4	389	3.858	-0.142	0	31	75	14	0	0
15	13	4	440	3.850	-0.150	0	31	76	13	0	0
1	14	4	520	4.175	0.175	0	9	82	28	1	0
8	15	3	211	3.025	0.025	0	19	82	16	3	0
10	16	4	454	3.950	-0.050	0	28	71	20	1	0
13	17	4	430	3.900	-0.100	0	33	68	17	2	0
17	18	5	590	4.550	-0.450	1	61	49	9	0	0
TOTALS:		70	7,346	68.917	-1.083	7	475	1,337	323	18	0

2020 East Lake Golf Club Scoring Recap

East Lake GC

	ROUND 1	ROUND 2	ROUND 3	ROUND 4	TOTAL
Rounds below 70	17	15	18	15	65
Rounds below par	17	15	18	15	65
Rounds par & below	22	18	24	19	83
Rounds at even par	5	3	6	4	18
Rounds over par	8	12	6	11	37

2019 Four-Round Course Summary

East Lake GC											
Rank	Hole	Par	Yardage	Average Score	Average Over Under-par	Eagle	Birdie	Par	Bogey	Double Bogey	Other
4	1	4	469	4.167	0.167	0	13	74	33	0	0
13	2	3	197	2.933	-0.067	0	20	88	12	0	0
14	3	4	391	3.917	-0.083	0	23	84	13	0	0
5	4	4	479	4.150	0.150	0	10	82	28	0	0
11	5	4	442	3.967	-0.033	0	21	83	15	1	0
18	6	5	525	4.417	-0.583	0	74	42	4	0	0
9	7	4	481	4.083	0.083	0	18	76	24	2	0
3	8	4	455	4.183	0.183	0	15	80	17	5	3
6	9	3	235	3.142	0.142	2	6	87	23	2	0
10	10	4	424	4.033	0.033	0	20	77	22	1	0
7	11	3	214	3.133	0.133	0	8	90	20	2	0
16	12	4	389	3.867	-0.133	0	32	72	16	0	0
12	13	4	440	3.950	-0.050	0	24	79	16	1	0
2	14	4	520	4.192	0.192	0	10	81	26	2	1
1	15	3	211	3.233	0.233	0	13	75	23	9	0
8	16	4	454	4.125	0.125	0	15	81	19	4	1
14	17	4	430	3.917	-0.083	0	28	75	16	1	0
17	18	5	590	4.625	-0.375	2	51	59	7	0	1
TOTALS:		70	7,346	70.033	0.033	4	401	1,385	334	30	6

2019 East Lake Golf Club Scoring Recap

East Lake GC					
	ROUND 1	ROUND 2	ROUND 3	ROUND 4	TOTAL
Rounds below 70	15	9	11	8	43
Rounds below par	15	9	11	8	43
Rounds par & below	20	14	16	15	65
Rounds at even par	5	5	5	7	22
Rounds over par	10	16	14	15	55

2018 Four-Round Course Summary

East Lake GC

Rank	Hole	Par	Yardage	Average Score	Average Over Under-par	Eagle	Birdie	Par	Bogey	Double Bogey	Other
2	1	4	469	4.200	0.200	0	12	77	28	1	2
10	2	3	197	3.000	0.000	0	18	84	18	0	0
13	3	4	391	3.917	-0.083	0	29	72	19	0	0
6	4	4	479	4.117	0.117	0	17	74	27	2	0
11	5	4	442	3.983	-0.017	0	23	76	21	0	0
18	6	5	525	4.350	-0.650	7	70	37	6	0	0
3	7	4	481	4.142	0.142	0	14	78	25	3	0
1	8	4	455	4.217	0.217	0	18	71	19	11	1
9	9	3	235	3.083	0.083	0	14	83	22	1	0
16	10	4	424	3.875	-0.125	0	28	79	13	0	0
6	11	3	214	3.117	0.117	0	10	86	24	0	0
14	12	4	389	3.908	-0.092	0	29	74	16	1	0
12	13	4	440	3.958	-0.042	0	20	86	13	1	0
4	14	4	520	4.133	0.133	0	17	73	27	3	0
5	15	3	211	3.125	0.125	0	18	76	19	7	0
8	16	4	454	4.108	0.108	0	18	77	19	6	0
15	17	4	430	3.883	-0.117	1	28	75	16	0	0
17	18	5	590	4.500	-0.500	2	62	50	6	0	0
TOTALS:		70	7,346	69.617	-0.383	10	445	1,328	338	36	3

2018 East Lake Golf Club Scoring Recap

East Lake GC

	ROUND 1	ROUND 2	ROUND 3	ROUND 4	TOTAL
Rounds below 70	16	13	21	14	64
Rounds below par	16	13	21	14	64
Rounds par & below	20	16	23	16	75
Rounds at even par	4	3	2	2	11
Rounds over par	10	14	7	14	45

2017 Four-Round Course Summary

East Lake GC											
Rank	Hole	Par	Yardage	Average Score	Average Over Under-par	Eagle	Birdie	Par	Bogey	Double Bogey	Other
2	*1	4	469	4.258	0.258	0	8	77	31	4	0
11	2	3	197	2.975	-0.025	0	19	86	14	1	0
16	3	4	391	3.825	-0.175	0	32	77	11	0	0
3	4	4	479	4.133	0.133	0	15	75	29	1	0
14	5	4	442	3.892	-0.108	0	25	83	12	0	0
18	6	5	525	4.433	-0.567	7	60	47	6	0	0
6	7	4	481	4.042	0.042	0	20	78	19	3	0
7	8	4	455	4.025	0.025	0	22	77	17	4	0
5	9	3	235	3.125	0.125	0	12	83	23	2	0
13	10	4	424	3.908	-0.092	1	24	80	15	0	0
3	11	3	214	3.133	0.133	0	11	82	27	0	0
15	12	4	389	3.858	-0.142	0	27	83	10	0	0
9	13	4	440	4.000	0.000	0	24	74	20	2	0
1	*14	4	520	4.317	0.317	0	6	73	38	3	0
7	15	3	211	3.025	0.025	0	20	78	21	1	0
12	16	4	454	3.958	-0.042	1	20	86	9	4	0
10	17	4	430	3.983	-0.017	0	18	87	14	1	0
17	18	5	590	4.492	-0.508	3	61	50	6	0	0
TOTALS:		70	7,346	69.383	-0.617	12	424	1,376	322	26	0

* in Top 2017 50 Toughest Holes

2017 East Lake Golf Club Scoring Recap

East Lake GC					
	ROUND 1	ROUND 2	ROUND 3	ROUND 4	TOTAL
Rounds below 70	20	18	13	15	66
Rounds below par	20	18	13	15	66
Rounds par & below	20	21	18	20	79
Rounds at even par	0	3	5	5	13
Rounds over par	10	9	12	10	41

2016 Four-Round Course Summary

East Lake GC											
Rank	Hole	Par	Yardage	Average Score	Average Over Under-par	Eagle	Birdie	Par	Bogey	Double Bogey	Other
2	1	4	469	4.274	0.274	0	12	64	39	1	1
5	2	3	197	3.094	0.094	0	13	82	20	2	0
14	3	4	391	3.863	-0.137	0	25	85	5	2	0
9	4	4	479	4.017	0.017	0	17	81	19	0	0
16	5	4	442	3.778	-0.222	0	37	69	11	0	0
18	6	5	525	4.530	-0.470	2	58	50	7	0	0
4	7	4	481	4.171	0.171	1	19	66	23	6	2
1	*8	4	471	4.299	0.299	0	16	65	24	9	3
8	9	3	235	3.026	0.026	0	14	86	17	0	0
12	10	4	424	3.957	-0.043	0	27	72	14	4	0
10	11	3	214	3.009	0.009	0	17	84	14	2	0
15	12	4	389	3.829	-0.171	0	37	66	12	1	1
7	13	4	440	4.051	0.051	0	17	79	19	2	0
3	14	4	520	4.188	0.188	0	9	81	24	2	1
6	15	3	211	3.060	0.060	0	19	77	16	5	0
10	16	4	454	4.009	0.009	1	15	85	14	2	0
13	17	4	443	3.880	-0.120	0	33	67	15	2	0
17	18	5	600	4.581	-0.419	3	51	56	6	1	0
TOTALS:		70	7,385	69.615	-0.385	7	436	1,315	299	41	8

* in Top 2016 50 Toughest Holes

2016 East Lake Golf Club Scoring Recap

East Lake GC					
	ROUND 1	ROUND 2	ROUND 3	ROUND 4	TOTAL
Rounds below 70	12	10	17	20	59
Rounds below par	12	10	17	20	59
Rounds par & below	14	17	19	24	74
Rounds at even par	2	7	2	4	15
Rounds over par	16	12	10	5	43

2015 Four-Round Course Summary

East Lake GC												
Rank	Hole	Par	Yardage	Average Score	Average Over Under-par	Eagle	Birdie	Par	Bogey	Double Bogey	Other	
14	1	4	424	3.938	-0.063	0	24	73	13	2	0	
8	2	3	214	3.036	0.036	0	14	80	18	0	0	
15	3	4	390	3.875	-0.125	0	30	66	16	0	0	
8	4	4	440	4.036	0.036	0	18	72	22	0	0	
1	*5	4	520	4.429	0.429	0	3	66	36	6	1	
7	6	3	209	3.054	0.054	0	14	81	14	3	0	
13	7	4	434	3.964	-0.036	0	19	79	13	1	0	
10	8	4	405	4.027	0.027	0	21	69	20	2	0	
16	9	5	600	4.821	-0.179	1	36	61	10	4	0	
2	10	4	469	4.232	0.232	0	13	64	32	2	1	
11	11	3	197	3.000	0.000	0	14	84	14	0	0	
17	12	4	391	3.813	-0.188	0	33	68	10	1	0	
3	13	4	476	4.188	0.188	0	15	63	32	2	0	
12	14	4	442	3.973	-0.027	0	23	73	13	2	1	
18	15	5	525	4.589	-0.411	1	51	53	7	0	0	
6	16	4	481	4.116	0.116	0	11	78	22	1	0	
4	17	4	455	4.152	0.152	0	18	66	23	3	2	
5	18	3	235	3.134	0.134	0	11	80	17	3	1	
TOTALS:		70	7,307	70.375	0.375	2	368	1,276	332	32	6	

* in Top 2015 50 Toughest Holes

2015 East Lake Golf Club Scoring Recap

East Lake GC					
	ROUND 1	ROUND 2	ROUND 3	ROUND 4	TOTAL
Rounds below 70	16	4	9	12	41
Rounds below par	16	4	9	12	41
Rounds par & below	18	9	13	22	62
Rounds at even par	2	5	4	10	21
Rounds over par	10	19	15	6	50

2014 Four-Round Course Summary

East Lake GC

Rank	Hole	Par	Yardage	Average Score	Average Over Under-par	Eagle	Birdie	Par	Bogey	Double Bogey	Other
14	1	4	424	3.905	-0.095	0	28	74	11	3	0
11	2	3	214	3.043	0.043	0	13	85	18	0	0
15	3	4	390	3.853	-0.147	0	35	67	10	4	0
7	4	4	440	4.121	0.121	0	14	76	24	2	0
3	5	4	520	4.207	0.207	0	6	81	28	1	0
1	6	3	209	3.241	0.241	0	18	64	25	7	2
6	7	4	434	4.138	0.138	0	13	77	23	3	0
12	8	4	405	4.009	0.009	0	23	73	16	4	0
17	9	5	600	4.716	-0.284	1	46	55	13	1	0
1	10	4	469	4.241	0.241	0	9	70	37	0	0
9	11	3	197	3.086	0.086	0	8	90	18	0	0
13	12	4	391	3.931	-0.069	0	25	74	17	0	0
4	13	4	476	4.181	0.181	0	8	80	27	1	0
15	14	4	442	3.853	-0.147	0	32	70	13	1	0
18	15	5	525	4.397	-0.603	4	68	38	6	0	0
5	16	4	481	4.147	0.147	0	9	82	24	1	0
8	17	4	455	4.103	0.103	0	20	71	19	5	1
9	18	3	235	3.086	0.086	0	10	86	20	0	0
TOTALS:		70	7,307	70.259	0.259	5	385	1,313	349	33	3

2014 East Lake Golf Club Scoring Recap

East Lake GC

	ROUND 1	ROUND 2	ROUND 3	ROUND 4	TOTAL
Rounds below 70	15	13	13	10	51
Rounds below par	15	13	13	10	51
Rounds par & below	19	14	15	14	62
Rounds at even par	4	1	2	4	11
Rounds over par	10	15	14	15	54
Rounds 80 & over	0	0	1	0	1

2013 Four-Round Course Summary

East Lake GC												
Rank	Hole	Par	Yardage	Average Score	Average Over Under-par	Eagle	Birdie	Par	Bogey	Double Bogey	Other	
10	1	4	424	3.983	-0.017	0	24	75	20	1	0	
13	2	3	214	2.917	-0.083	0	23	85	11	1	0	
12	3	4	390	3.942	-0.058	0	25	79	14	2	0	
6	4	4	440	4.058	0.058	0	13	87	20	0	0	
1	5	4	520	4.292	0.292	0	3	82	33	1	1	
3	6	3	209	3.125	0.125	0	12	89	11	8	0	
14	7	4	434	3.875	-0.125	1	26	81	11	1	0	
15	8	4	405	3.825	-0.175	0	35	71	14	0	0	
17	9	5	600	4.642	-0.358	1	47	67	4	1	0	
4	10	4	469	4.108	0.108	0	16	79	22	2	1	
11	11	3	197	2.967	-0.033	0	19	88	11	2	0	
16	12	4	391	3.800	-0.200	0	38	69	12	1	0	
9	13	4	476	3.992	-0.008	0	17	88	14	1	0	
8	14	4	442	4.008	0.008	0	24	72	23	1	0	
18	15	5	525	4.575	-0.425	1	57	55	6	1	0	
5	16	4	481	4.092	0.092	0	18	74	27	1	0	
7	17	4	455	4.025	0.025	0	26	73	15	4	2	
2	18	3	235	3.158	0.158	0	7	87	26	0	0	
TOTALS:		70	7,307	69.383	-0.617	3	430	1,401	294	28	4	

2013 East Lake Golf Club Scoring Recap

East Lake GC					
	ROUND 1	ROUND 2	ROUND 3	ROUND 4	TOTAL
Rounds below 70	17	14	13	22	66
Rounds below par	17	14	13	22	66
Rounds par & below	24	17	18	23	82
Rounds at even par	7	3	5	1	16
Rounds over par	6	13	12	7	38

2012 Four-Round Course Summary

East Lake GC

Rank	Hole	Par	Yardage	Average Score	Average Over Under-par	Eagle	Birdie	Par	Bogey	Double Bogey	Other
6	1	4	424	4.100	0.100	0	16	80	20	4	0
5	2	3	214	3.183	0.183	0	8	85	24	3	0
14	3	4	387	3.950	-0.050	0	23	80	17	0	0
11	4	4	440	4.033	0.033	0	18	84	14	4	0
2	5	4	520	4.267	0.267	0	8	77	31	3	1
3	6	3	209	3.258	0.258	0	17	67	25	10	1
9	7	4	434	4.050	0.050	0	18	80	20	2	0
16	8	4	405	3.908	-0.092	0	26	80	13	1	0
17	9	5	600	4.592	-0.408	0	58	53	9	0	0
9	10	4	469	4.050	0.050	0	20	76	22	2	0
15	11	3	197	2.942	-0.058	0	14	99	7	0	0
13	12	4	391	3.958	-0.042	0	23	81	14	2	0
6	13	4	476	4.100	0.100	0	12	85	22	1	0
12	14	4	442	3.975	-0.025	1	19	82	18	0	0
18	15	5	525	4.450	-0.550	4	62	50	4	0	0
1	*16	4	481	4.317	0.317	0	10	65	42	3	0
8	17	4	470	4.067	0.067	0	23	71	22	3	1
4	18	3	235	3.217	0.217	0	14	70	32	4	0
TOTALS:		70	7,319	70.417	0.417	5	389	1,365	356	42	3

* in Top 2012 50 Toughest Holes

2012 East Lake Golf Club Scoring Recap

East Lake GC

	ROUND 1	ROUND 2	ROUND 3	ROUND 4	TOTAL
Rounds below 70	18	14	8	6	46
Rounds below par	18	14	8	6	46
Rounds par & below	21	18	15	10	64
Rounds at even par	3	4	7	4	18
Rounds over par	9	12	15	20	56

2011 Four-Round Course Summary

East Lake GC												
Rank	Hole	Par	Yardage	Average Score	Average Over Under-par	Eagle	Birdie	Par	Bogey	Double Bogey	Other	
11	1	4	424	4.008	0.008	0	21	78	20	1	0	
7	2	3	214	3.075	0.075	0	13	85	22	0	0	
14	3	4	387	3.917	-0.083	0	23	86	10	0	1	
13	4	4	440	3.967	-0.033	1	25	73	19	2	0	
1	5	4	520	4.242	0.242	0	7	79	33	0	1	
2	6	3	209	3.158	0.158	0	13	79	24	4	0	
7	7	4	434	4.075	0.075	0	13	87	18	2	0	
15	8	4	405	3.908	-0.092	0	35	63	20	2	0	
17	9	5	600	4.592	-0.408	3	49	62	6	0	0	
3	10	4	469	4.142	0.142	0	15	77	24	4	0	
9	11	3	197	3.050	0.050	0	14	89	14	3	0	
16	12	4	391	3.883	-0.117	0	27	82	9	2	0	
4	13	4	476	4.117	0.117	0	10	87	22	1	0	
12	14	4	442	3.975	-0.025	0	22	83	11	4	0	
18	15	5	525	4.417	-0.583	2	73	39	5	1	0	
6	16	4	481	4.100	0.100	0	15	78	27	0	0	
4	17	4	470	4.117	0.117	0	22	70	23	4	1	
9	18	3	235	3.050	0.050	0	16	85	16	3	0	
TOTALS:		70	7,319	69.792	-0.208	6	413	1,382	323	33	3	

2011 East Lake Golf Club Scoring Recap

East Lake GC					
	ROUND 1	ROUND 2	ROUND 3	ROUND 4	TOTAL
Rounds below 70	18	15	11	14	58
Rounds below par	18	15	11	14	58
Rounds par & below	21	23	17	17	78
Rounds at even par	3	8	6	3	20
Rounds over par	9	7	13	13	42

2010 Four-Round Course Summary

East Lake GC											
Rank	Hole	Par	Yardage	Average Score	Average Over Under-par	Eagle	Birdie	Par	Bogey	Double Bogey	Other
9	1	4	424	4.017	0.017	0	16	88	14	2	0
8	2	3	214	3.108	0.108	0	11	86	22	1	0
14	3	4	387	3.892	-0.108	0	30	73	17	0	0
13	4	4	440	3.958	-0.042	0	23	79	18	0	0
1	*5	4	520	4.267	0.267	0	10	70	38	2	0
6	6	3	209	3.175	0.175	0	18	75	16	10	1
9	7	4	434	4.017	0.017	0	20	78	22	0	0
12	8	4	405	3.975	-0.025	0	21	81	18	0	0
17	9	5	600	4.625	-0.375	2	55	51	10	2	0
4	10	4	469	4.217	0.217	0	9	81	26	3	1
16	11	3	197	2.883	-0.117	0	20	94	6	0	0
14	12	4	391	3.892	-0.108	1	24	83	11	1	0
5	13	4	476	4.183	0.183	0	11	79	27	3	0
11	14	4	442	3.992	-0.008	0	19	83	18	0	0
18	15	5	525	4.467	-0.533	6	58	51	4	1	0
3	16	4	481	4.233	0.233	0	13	71	31	5	0
2	17	4	470	4.258	0.258	0	19	59	35	6	1
7	18	3	235	3.117	0.117	0	11	84	25	0	0
TOTALS:		70	7,319	70.275	0.275	9	388	1,366	358	36	3

* in Top 2010 50 Toughest Holes

2010 East Lake Golf Club Scoring Recap

East Lake GC					
	ROUND 1	ROUND 2	ROUND 3	ROUND 4	TOTAL
Rounds below 70	9	14	14	12	49
Rounds below par	9	14	14	12	49
Rounds par & below	12	18	16	18	64
Rounds at even par	3	4	2	6	15
Rounds over par	18	12	14	12	56

2009 Four-Round Course Summary

East Lake GC											
Rank	Hole	Par	Yardage	Average Score	Average Over Under-par	Eagle	Birdie	Par	Bogey	Double Bogey	Other
13	1	4	424	3.975	-0.025	0	20	84	15	1	0
12	2	3	214	3.025	0.025	0	16	85	19	0	0
13	3	4	387	3.975	-0.025	0	22	80	17	1	0
9	4	4	440	4.042	0.042	0	19	79	20	2	0
1	*5	4	520	4.300	0.300	0	4	79	35	1	1
7	6	3	209	3.108	0.108	0	17	78	20	5	0
8	7	4	434	4.092	0.092	0	19	74	24	3	0
15	8	4	405	3.933	-0.067	0	22	85	12	1	0
17	9	5	600	4.675	-0.325	0	51	58	10	1	0
5	10	4	469	4.150	0.150	0	15	78	23	3	1
9	11	3	197	3.042	0.042	0	16	83	21	0	0
16	12	4	391	3.917	-0.083	0	28	74	18	0	0
2	13	4	476	4.233	0.233	0	6	82	30	2	0
9	14	4	442	4.042	0.042	0	16	87	15	1	1
18	15	5	525	4.550	-0.450	2	53	62	3	0	0
4	16	4	481	4.158	0.158	0	12	78	29	1	0
6	17	4	455	4.117	0.117	0	18	73	26	3	0
3	18	3	235	3.217	0.217	0	7	81	31	1	0
TOTALS:		70	7,304	70.550	0.550	2	361	1,400	368	26	3

* in Top 2009 50 Toughest Holes

2009 East Lake Golf Club Scoring Recap

East Lake GC					
	ROUND 1	ROUND 2	ROUND 3	ROUND 4	TOTAL
Rounds below 70	8	12	8	8	36
Rounds below par	8	12	8	8	36
Rounds par & below	15	15	14	11	55
Rounds at even par	7	3	6	3	19
Rounds over par	15	15	16	19	65

2008 Four-Round Course Summary

East Lake GC											
Rank	Hole	Par	Yardage	Average Score	Average Over Under-par	Eagle	Birdie	Par	Bogey	Double Bogey	Other
14	1	4	424	4.000	0.000	1	17	83	19	0	0
7	2	3	214	3.125	0.125	0	12	84	21	3	0
15	3	4	387	3.917	-0.083	0	27	76	17	0	0
12	4	4	440	4.042	0.042	0	22	71	27	0	0
4	5	4	520	4.258	0.258	0	14	65	37	4	0
3	6	3	209	3.267	0.267	0	13	75	19	13	0
11	7	4	434	4.050	0.050	0	20	75	24	1	0
13	8	4	405	4.033	0.033	0	24	70	24	2	0
17	9	5	600	4.667	-0.333	1	44	69	6	0	0
1	10	4	469	4.308	0.308	0	10	68	37	5	0
10	11	3	197	3.058	0.058	0	17	81	20	2	0
16	12	4	391	3.900	-0.100	0	28	77	14	1	0
7	13	4	476	4.125	0.125	0	12	81	27	0	0
9	14	4	442	4.117	0.117	0	14	81	22	3	0
18	15	5	525	4.425	-0.575	5	60	54	1	0	0
5	16	4	481	4.208	0.208	0	12	72	35	1	0
2	17	4	455	4.283	0.283	0	11	73	28	7	1
6	18	3	235	3.200	0.200	0	7	83	29	1	0
TOTALS:		70	7,304	70.983	0.983	7	364	1,338	407	43	1

2008 East Lake Golf Club Scoring Recap

East Lake GC					
	ROUND 1	ROUND 2	ROUND 3	ROUND 4	TOTAL
Rounds below 70	5	11	11	14	41
Rounds below par	5	11	11	14	41
Rounds par & below	7	13	16	19	55
Rounds at even par	2	2	5	5	14
Rounds over par	23	17	14	11	65

2007 Four-Round Course Summary

East Lake GC											
Rank	Hole	Par	Yardage	Average Score	Average Over Under-par	Eagle	Birdie	Par	Bogey	Double Bogey	Other
10	1	4	424	3.925	-0.075	0	20	89	11	0	0
5	2	3	214	3.017	0.017	0	19	81	19	1	0
12	3	4	387	3.883	-0.117	0	29	79	10	1	1
6	4	4	440	4.000	0.000	0	20	80	20	0	0
1	5	4	520	4.175	0.175	0	10	80	29	1	0
8	6	3	168	2.992	-0.008	0	29	72	12	5	2
13	7	4	394	3.875	-0.125	1	26	83	7	3	0
16	8	4	405	3.800	-0.200	0	35	75	9	1	0
17	9	5	600	4.600	-0.400	2	54	54	10	0	0
3	10	4	469	4.100	0.100	0	15	78	27	0	0
11	11	3	197	2.900	-0.100	0	18	96	6	0	0
15	12	4	391	3.817	-0.183	1	31	77	11	0	0
6	13	4	439	4.000	0.000	0	19	82	19	0	0
14	14	4	442	3.842	-0.158	0	32	75	13	0	0
18	15	5	495	4.242	-0.758	14	65	39	2	0	0
2	16	4	481	4.117	0.117	0	11	85	23	1	0
4	17	4	453	4.067	0.067	0	15	82	23	0	0
9	18	3	235	2.975	-0.025	0	16	92	11	1	0
TOTALS:		70	7,154	68.325	-1.675	18	464	1,399	262	14	3

2007 East Lake Golf Club Scoring Recap

East Lake GC					
	ROUND 1	ROUND 2	ROUND 3	ROUND 4	TOTAL
Rounds below 70	24	22	20	14	80
Rounds below par	24	22	20	14	80
Rounds par & below	25	26	24	16	91
Rounds at even par	1	4	4	2	11
Rounds over par	5	4	6	14	29

2006 Four-Round Course Summary

East Lake GC												
Rank	Hole	Par	Yardage	Average Score	Average Over Under-par	Eagle	Birdie	Par	Bogey	Double Bogey	Other	
12	1	4	424	3.963	-0.037	0	22	69	16	1	0	
6	2	3	214	3.167	0.167	0	8	77	21	1	1	
15	3	4	387	3.889	-0.111	0	29	62	17	0	0	
13	4	4	440	3.917	-0.083	0	20	78	9	1	0	
1	*5	4	520	4.407	0.407	0	3	59	45	1	0	
7	6	3	168	3.083	0.083	0	13	78	12	5	0	
17	7	4	394	3.843	-0.157	0	28	69	11	0	0	
10	8	4	405	4.056	0.056	0	20	63	24	1	0	
16	9	5	600	4.870	-0.130	0	30	63	14	1	0	
2	10	4	469	4.287	0.287	0	11	61	32	2	2	
9	11	3	197	3.065	0.065	0	9	84	14	1	0	
13	12	4	391	3.917	-0.083	0	26	66	15	1	0	
4	13	4	439	4.213	0.213	0	9	70	26	3	0	
11	14	4	442	3.991	-0.009	0	22	67	17	2	0	
18	15	5	495	4.583	-0.417	2	46	55	5	0	0	
3	16	4	481	4.231	0.231	0	8	68	31	1	0	
8	17	4	453	4.074	0.074	0	18	66	22	2	0	
5	18	3	235	3.204	0.204	0	6	75	26	1	0	
TOTALS:		70	7,154	70.759	0.759	2	328	1,230	357	24	3	

* in Top 2006 50 Toughest Hole

2006 East Lake Golf Club Scoring Recap

East Lake GC					
	ROUND 1	ROUND 2	ROUND 3	ROUND 4	TOTAL
Rounds below 70	8	6	12	12	38
Rounds below par	8	6	12	12	38
Rounds par & below	8	9	13	17	47
Rounds at even par	0	3	1	5	9
Rounds over par	19	18	14	10	61
Rounds 80 & over	1	0	0	0	1

2005 Four-Round Course Summary

East Lake GC											
Rank	Hole	Par	Yardage	Average Score	Average Over Under-par	Eagle	Birdie	Par	Bogey	Double Bogey	Other
7	1	4	424	4.086	0.086	0	21	65	29	1	0
9	2	3	214	3.009	0.009	0	16	84	15	1	0
16	3	4	387	3.845	-0.155	0	29	76	11	0	0
8	4	4	440	4.034	0.034	0	14	84	18	0	0
1	5	4	520	4.267	0.267	0	9	69	36	2	0
15	6	3	168	2.871	-0.129	0	25	82	8	1	0
14	7	4	394	3.888	-0.112	0	31	67	18	0	0
10	8	4	405	3.940	-0.060	0	26	71	19	0	0
17	9	5	600	4.664	-0.336	2	44	61	9	0	0
2	10	4	469	4.198	0.198	0	12	71	31	2	0
5	11	3	197	3.112	0.112	0	13	78	24	1	0
11	12	4	391	3.931	-0.069	0	24	77	14	1	0
5	13	4	439	4.112	0.112	0	12	80	23	1	0
13	14	4	442	3.905	-0.095	0	26	75	15	0	0
18	15	5	495	4.336	-0.664	12	57	43	4	0	0
3	16	4	481	4.164	0.164	0	13	74	26	3	0
12	17	4	453	3.914	-0.086	0	31	64	21	0	0
4	18	3	235	3.138	0.138	0	7	86	23	0	0
TOTALS:		70	7,154	69.414	-0.586	14	410	1,307	344	13	0

2005 East Lake Golf Club Scoring Recap

East Lake GC					
	ROUND 1	ROUND 2	ROUND 3	ROUND 4	TOTAL
Rounds below 70	12	18	14	13	57
Rounds below par	12	18	14	13	57
Rounds par & below	17	20	19	19	75
Rounds at even par	5	2	5	6	18
Rounds over par	12	9	10	10	41

2004 Four-Round Course Summary

East Lake GC												
Rank	Hole	Par	Yardage	Average Score	Average Over Under-par	Eagle	Birdie	Par	Bogey	Double Bogey	Other	
10	1	4	424	4.000	0.000	1	18	80	18	1	0	
9	2	3	214	3.008	0.008	0	17	83	18	0	0	
15	3	4	387	3.915	-0.085	0	29	73	14	1	1	
13	4	4	440	3.983	-0.017	0	22	76	20	0	0	
8	5	4	480	4.042	0.042	0	14	85	19	0	0	
11	6	3	211	2.992	-0.008	0	14	93	9	2	0	
7	7	4	394	4.059	0.059	0	15	85	14	4	0	
11	8	4	405	3.992	-0.008	0	22	75	21	0	0	
17	9	5	584	4.661	-0.339	1	46	65	4	2	0	
5	10	4	469	4.153	0.153	0	14	73	30	1	0	
16	11	3	193	2.864	-0.136	0	31	73	13	1	0	
13	12	4	391	3.983	-0.017	0	22	77	18	1	0	
4	13	4	439	4.161	0.161	0	15	70	32	1	0	
6	14	4	442	4.102	0.102	0	14	81	21	1	1	
18	15	5	495	4.381	-0.619	5	66	44	3	0	0	
1	*16	4	481	4.364	0.364	0	4	73	36	4	1	
2	17	4	453	4.280	0.280	0	8	74	31	5	0	
3	18	3	235	3.263	0.263	0	7	74	36	1	0	
TOTALS:		70	7,137	70.203	0.203	7	378	1,354	357	25	3	

* in Top 2004 50 Toughest Hole

2004 East Lake Golf Club Scoring Recap

East Lake GC					
	ROUND 1	ROUND 2	ROUND 3	ROUND 4	TOTAL
Rounds below 70	13	8	13	14	48
Rounds below par	13	8	13	14	48
Rounds par & below	15	11	19	20	65
Rounds at even par	2	3	6	6	17
Rounds over par	15	19	10	9	53

2002 Four-Round Course Summary

East Lake GC											
Rank	Hole	Par	Yardage	Average Score	Average Over Under-par	Eagle	Birdie	Par	Bogey	Double Bogey	Other
6	1	4	424	4.075	0.075	0	11	90	18	1	0
13	2	3	195	2.942	-0.058	0	17	93	10	0	0
16	3	4	387	3.867	-0.133	0	31	75	13	1	0
8	4	4	440	4.050	0.050	0	19	77	23	1	0
5	5	4	480	4.083	0.083	0	16	79	24	1	0
15	6	3	164	2.875	-0.125	0	25	87	6	2	0
11	7	4	394	3.975	-0.025	0	15	93	12	0	0
8	8	4	405	4.050	0.050	0	19	79	19	3	0
17	9	5	584	4.658	-0.342	0	53	55	12	0	0
3	10	4	469	4.167	0.167	0	17	70	29	4	0
12	11	3	193	2.958	-0.042	1	21	80	18	0	0
14	12	4	391	3.900	-0.100	0	28	76	16	0	0
10	13	4	400	3.983	-0.017	1	21	77	21	0	0
6	14	4	442	4.075	0.075	0	13	88	17	1	1
18	15	5	495	4.458	-0.542	2	65	50	2	1	0
1	*16	4	481	4.283	0.283	0	7	75	36	1	1
4	17	4	453	4.133	0.133	1	12	79	26	2	0
2	18	3	232	3.175	0.175	0	9	82	28	1	0
TOTALS:		70	7,029	69.708	-0.292	5	399	1,405	330	19	2

* in 2002 Top 50 Toughest Holes

2002 East Lake Golf Club Scoring Recap

East Lake GC					
	ROUND 1	ROUND 2	ROUND 3	ROUND 4	TOTAL
Rounds below 70	8	16	13	19	56
Rounds below par	8	16	13	19	56
Rounds par & below	14	17	19	25	75
Rounds at even par	6	1	6	6	19
Rounds over par	16	13	11	5	45

2000 Four-Round Course Summary

East Lake GC												
Rank	Hole	Par	Yardage	Average Score	Average Over Under-par	Eagle	Birdie	Par	Bogey	Double Bogey	Other	
12	1	4	424	3.983	-0.017	0	20	79	16	1	0	
8	2	3	192	3.026	0.026	0	15	85	14	2	0	
9	3	4	387	4.017	0.017	0	21	73	21	1	0	
13	4	4	440	3.940	-0.060	0	26	71	19	0	0	
2	5	4	480	4.259	0.259	0	8	78	23	6	1	
5	6	3	164	3.086	0.086	0	12	86	15	2	1	
15	7	4	394	3.862	-0.138	0	24	84	8	0	0	
16	8	4	360	3.750	-0.250	0	36	74	5	1	0	
17	9	5	584	4.698	-0.302	0	40	71	5	0	0	
4	10	4	469	4.164	0.164	0	15	70	28	3	0	
14	11	3	192	2.922	-0.078	0	22	83	9	2	0	
11	12	4	391	3.991	-0.009	1	19	78	16	2	0	
7	13	4	400	4.052	0.052	0	18	75	22	1	0	
10	14	4	442	4.000	0.000	0	19	81	14	1	1	
18	15	5	495	4.509	-0.491	3	57	50	6	0	0	
1	16	4	481	4.276	0.276	0	7	74	32	2	1	
5	17	4	453	4.086	0.086	0	11	85	19	1	0	
3	18	3	232	3.172	0.172	0	10	77	28	1	0	
TOTALS:		70	6,980	69.793	-0.207	4	380	1,374	300	26	4	

2000 East Lake Golf Club Scoring Recap

East Lake GC					
	ROUND 1	ROUND 2	ROUND 3	ROUND 4	TOTAL
Rounds below 70	13	17	10	17	57
Rounds below par	13	17	10	17	57
Rounds par & below	17	19	15	21	72
Rounds at even par	4	2	5	4	15
Rounds over par	12	10	14	8	44

History of East Lake Golf Club

Overview

East Lake Golf Club (www.eastlakegolfclub.com) is the home course of legendary amateur golfer Bobby Jones and the permanent home to the TOUR Championship. East Lake, which celebrated its 100th anniversary in 2004, is not only a historic golf club, but a philanthropic one as well. The golf club's founding sponsors have contributed more than \$38 million to the East Lake Foundation to help transform one of the nation's worst public housing projects into a thriving, mixed-income community. Net proceeds from golf club operations and the TOUR Championship are funneled back into East Lake community programs to help families succeed. Additional support is provided by foundations, governmental entities and individuals. The revitalized community includes a mixed-income apartment complex, Charles R. Drew Charter School, a YMCA, a child development center and the Charlie Yates Golf Course, one of nine program locations of The First Tee of Metro Atlanta.

Early History

The property known as East Lake was purchased in 1904, and the golf course designed by Tom Bendelow opened July 4, 1908. In 1913, famed golf-course architect Donald Ross redesigned the Bendelow course at East Lake. Ross also designed the "new" No. 2 course which opened in 1930. The club enjoyed another milestone in 1930 when Bobby Jones completed the Grand Slam of Golf, winning the U.S. Amateur, U.S. Open, British Amateur and British Open in the same year.

Over the years, East Lake has also given birth to 21 regional and 21 national golf champions and is the only American course in history to have produced two British Amateur champions: Bobby Jones in 1930 and Charlie Yates in 1938.

The Club's Renovation Becomes the Neighborhood's Revitalization

From the 1960s to the 1980s, the surrounding neighborhood deteriorated and became a center for poverty, drugs and violence. This all changed in 1993 when a local charitable foundation purchased East Lake to restore it as a tribute to Bobby Jones and the club's other great amateur golfers. By tying the club's renovation to the revitalization of the surrounding neighborhood, the East Lake Foundation saved a precious piece of golf history *and* a community. Contributions from East Lake Golf Club's member corporations as well as profits from the club operations support East Lake community programs.

East Lake Golf Club Today

In 1994, Rees Jones restored Donald Ross' golf-course layout. Using the original Philip Shutze architectural drawings, the clubhouse was brought back to its 1926 design and condition. By 1995, East Lake had regained its place as one of the world's great golf clubs. Today, both East Lake Golf Club and the surrounding neighborhood continue to thrive.

EAST LAKE FACTS

- East Lake was a privately owned amusement park in the 1890s, with a beach, picnic tables and hot dog, popcorn and peanut stands on the East Lake.
- Bobby Jones, then age 6, attended the July 4, 1908, grand opening in the company of his father, Col. Robert P. Jones, a member who served as president of the club from 1937-42 and as a director for 38 years. Bobby Jones served as president from 1946-47. Jones grew up in a house that was adjacent to what is currently the 10th fairway and moved to a home on the grounds near the current second green in the 1910s. Jones played his final round of golf at East Lake on August 15, 1948.
- The original clubhouse, which also opened July 4, 1908, burned down twice [1914 and 1925]. The last fire destroyed several of Bobby Jones' trophies, including the original Havemeyer Trophy, which Jones earned for his victory in the U.S. Amateur earlier that year. The following year the USGA introduced a newly designed trophy that is still in use today.
- East Lake hosted the 1963 Ryder Cup, which the U.S. won 23-9, led by playing captain Arnold Palmer.
- In addition to the FedExCup, the winner of the TOUR Championship also receives a Calamity Jane sterling silver commemorative putter. The putter is an exact replica of Bobby Jones' original putter. Jones received the original Calamity Jane in 1920. That putter and a copy were employed by Jones to capture 13 major championships, including the Grand Slam in 1930.
- Bobby Jones is buried at Historic Oakland Cemetery, just a few miles from East Lake. Others buried at this site include Margaret Mitchell and Civil War soldiers. Many golf fans leave golf balls teed up or notes on Jones' headstone.
- East Lake has connections to the Civil War. Remnants of a skirmish during Sherman's maneuvers around Atlanta in 1864 can be seen in the eighth fairway where faint outlines remain of a trench dug by Confederate soldiers. The home of Confederate Col. Robert Alston is one of the few antebellum homes that survived Sherman's march. It was spared because it housed one of Sherman's officers while Union troops slept on what is now East Lake Golf Club.

Past Events at East Lake Golf Club

50th U.S. Women's Amateur

1950



September 11-16, 1950
Par 74

6,521 Yards

(Note: All match play; sectional qualifying was canceled)

Entries: 110

Semifinals (18 holes):

Beverly Hanson, Fargo, ND def. Grace DeMoss, Corvallis, OR, 1 up; Mae Murray, Rutland, VT def. Helen Sigel, Philadelphia CC, PA, 3 and 2

Championship (36 Holes):

Beverly Hanson, Fargo, ND def. Mae Murray, Rutland, VT, 6 and 4

The 15th Ryder Cup Matches

1963

Oct. 11-13, 1963

Captains: Arnold Palmer – USA
John Fallon – Great Britain

With Britain determining that a non-playing Captain was more advantageous to planning strategy in a Ryder Cup competition, the U.S. didn't follow the cue. Arnold Palmer debuted in style as a playing Captain and led his team to the second largest victory margin in Ryder Cup history. It was the first Ryder Cup Matches with four-ball competition, increasing the point total to 32 points.

United States Team

Julius Boros	Tony Lema
Billy Casper	Billy Maxwell
Dow Finsterwald	Arnold Palmer
Bob Goalby	Johnny Pott
Gene Littler	Dave Ragan

Great Britain Team

Peter Alliss	Geoffrey Hunt
Neil Coles	Christy O'Connor Sr.
Tom Haliburton	Dave Thomas
Brian Huggett	Harry Weetman
Bernard Hunt	George Will

UNITED STATES

Morning Foursomes (Day One)

Arnold Palmer and Johnny Pott	0
Billy Casper and Dave Ragan (1 up)	1
Julius Boros and Tony Lema (halved)	1/2
Gene Littler and Dow Finsterwald (halved)	1/2

Afternoon Foursomes (Day One)

Billy Maxwell and Bob Goalby (4 and 3)	1
Arnold Palmer and Billy Casper (5 and 4)	1
Gene Littler and Dow Finsterwald (2 and 1)	1
Julius Boros and Tony Lema (1 up)	1

Day One Total 6

Morning Four-Balls (Day Two)

Arnold Palmer and Dow Finsterwald (5 and 4)	1
Gene Littler and Julius Boros (halved)	1/2
Billy Casper and Billy Maxwell (3 and 2)	1
Bob Goalby and Dave Ragan	0

Afternoon Four-Balls (Day Two)

Arnold Palmer and Dow Finsterwald (3 and 2)	1
Tony Lema and Johnny Pott (1 up)	1
Billy Casper and Billy Maxwell (2 and 1)	1
Bob Goalby and Dave Ragan (halved)	1/2

Day Two Total 6

Two-Day Total 12

GREAT BRITAIN

Brian Huggett and George Will (3 and 2)	1
Peter Alliss and Christy O'Connor Sr.	0
Neil Coles and Bernard Hunt (halved)	1/2
Dave Thomas and Harry Weetman (halved)	1/2

Dave Thomas and Harry Weetman	0
Brian Huggett and George Will	0
Neil Coles and Geoffrey Hunt	0
Tom Haliburton and Bernard Hunt	0

Day One Total 2

Brian Huggett and Dave Thomas	0
Peter Alliss and Bernard Hunt (halved)	1/2
Harry Weetman and George Will	0
Neil Coles and Christy O'Connor Sr. (1 up)	1

Neil Coles and Christy O'Connor Sr.	0
Peter Alliss and Bernard Hunt	0
Tom Haliburton and Geoffrey Hunt	0
Brian Huggett and Dave Thomas (halved)	1/2

Day Two Total 2

Two-Day Total 4

Past Events at East Lake Golf Club

The 15th Ryder Cup Matches (cont.)

1963

Morning Singles (Day Three)

Tony Lema (5 and 3)	1	Geoffrey Hunt	0
Johnny Pott	0	Brian Huggett (3 and 1)	1
Arnold Palmer	0	Peter Alliss (1 up)	1
Billy Casper (halved)	1/2	Neil Coles (halved)	1/2
Bob Goalby (3 and 2)	1	Dave Thomas	0
Gene Littler (1 up)	1	Christy O'Connor Sr.	0
Julius Boros	0	Harry Weetman (1 up)	1
Dow Finsterwald	0	Bernard Hunt (2 up)	1

Afternoon Singles (Day Three)

Arnold Palmer (3 and 2)	1	George Will	0
Dave Ragan (2 and 1)	1	Neil Coles	0
Tony Lema (halved)	1/2	Peter Alliss (halved)	1/2
Gene Littler (6 and 5)	1	Tom Haliburton	0
Julius Boros (2 and 1)	1	Harry Weetman	0
Billy Maxwell (2 and 1)	1	Christy O'Connor Sr.	0
Dow Finsterwald (4 and 3)	1	Dave Thomas	0
Bob Goalby (2 and 1)	1	Bernard Hunt	0

Day Three Total

11

Day Three Total

5

UNITED STATES

23

GREAT BRITAIN

9

101st U.S. Amateur

2001



August 20-26, 2001
Par 70

7,007 Yards

Entries: 7,762

Medalist: Chris Mundorf, Raleigh, NC, 71-63-134

Semifinals (18 holes):

Robert Hamilton, Carmichael, CA def. Manuel Merizalde, Colombia, 2 and 1
Ben "Bubba" Dickerson, Hilliard, FL def. Brian Nosler, Lake Oswego, OR, 1 up

Championship (36 Holes):

Ben "Bubba" Dickerson, Hilliard, FL def. Robert Hamilton, Carmichael, CA, 1 up

PAST CHAMPIONS



1987	Tom Watson	1999	Tiger Woods	2011	Bill Haas
1988	Curtis Strange	2000	Phil Mickelson	2012	Brandt Snedeker
1989	Tom Kite	2001	Mike Weir	2013	Henrik Stenson
1990	Jodie Mudd	2002	Vijay Singh	2014	Billy Horschel
1991	Craig Stadler	2003	Chad Campbell	2015	Jordan Spieth
1992	Paul Azinger	2004	Retief Goosen	2016	Rory McIlroy
1993	Jim Gallagher, Jr.	2005	Bart Bryant	2017	Xander Schauffele
1994	Mark McCumber	2006	Adam Scott	2018	Tiger Woods
1995	Billy Mayfair	2007	Tiger Woods	2019	Rory McIlroy
1996	Tom Lehman	2008	Camilo Villegas	2020	Dustin Johnson
1997	David Duval	2009	Phil Mickelson		
1998	Hal Sutton	2010	Jim Furyk		