

HEAD

to

HEAD



2021 MEDIA GUIDE

MARCH 24-28, 2021
AUSTIN COUNTRY CLUB



DELL
Technologies
MATCH PLAY

Table of Contents

Format Overview and Glossary.....	2	2001 American Express Championship	151
Schedule of Events.....	3	2000 American Express Championship	152
Media Facts	4-6	1999 American Express Championship	153
Tournament Officials.....	7	FedEx St. Jude Invitational Facts	154
2021 Official Scorecard.....	8	2020 FedEx St. Jude Invitational	155
4-Year Ranking of Holes at Austin Country Club	8	2019 FedEx St. Jude Invitational	156
Scoring Averages at a Glance (2016-19).....	9	2018 Bridgestone Invitational	157
Purse Breakdown.....	9	2017 Bridgestone Invitational	158
History at a Glance.....	10	2016 Bridgestone Invitational	159
Austin Country Club routing for Dell Technologies Match Play.....	11	2015 Bridgestone Invitational	160
 		2014 Bridgestone Invitational	161
HISTORY OF THE DELL TECHNOLOGIES MATCH PLAY	12-90	2013 Bridgestone Invitational	162
Tournament Brackets.....	13-33	2012 Bridgestone Invitational	163
Dell Technologies Match Play Records	34-35	2011 Bridgestone Invitational	164
Dell Technologies Match Play Player Records.....	36-69	2010 Bridgestone Invitational	165
Player Seeds	70-79	2009 Bridgestone Invitational	166
Dell Technologies Match Play Top 50 Money Leaders.....	80	2008 Bridgestone Invitational	167
Seeds by the Number.....	81-90	2007 Bridgestone Invitational	168
 		2006 Bridgestone Invitational	169
PLAYER RECORDS.....	91-127	2005 NEC Invitational.....	170
 		2004 NEC Invitational.....	171
WORLD GOLF CHAMPIONSHIPS	128-188	2003 NEC Invitational.....	172
Workday Championship at The Concession Facts	129-130	2002 NEC Invitational	173
2021 Workday Championship at The Concession	131	2001 NEC Invitational	174
2020 Mexico Championship	132	2000 NEC Invitational.....	175
2019 Mexico Championship	133	1999 NEC Invitational.....	176
2018 Mexico Championship	134	HSBC Champions Facts.....	177
2017 Mexico Championship	135	2019-20 HSBC Champions	178
2016 Cadillac Championship	136	2018-19 HSBC Champions	179
2015 Cadillac Championship	137	2017-18 HSBC Champions	180
2014 Cadillac Championship	138	2016-17 HSBC Champions	181
2013 Cadillac Championship	139	2015-16 HSBC Champions	182
2012 Cadillac Championship	140	2014-15 HSBC Champions	183
2011 Cadillac Championship	141	2013-14 HSBC Champions	184
2010 CA Championship.....	142	2012 HSBC Champions.....	185
2009 CA Championship.....	143	2011 HSBC Champions.....	186
2008 CA Championship.....	144	2010 HSBC Champions.....	187
2007 CA Championship.....	145	2009 HSBC Champions.....	188
2006 American Express Championship	146	 	
2005 American Express Championship	147	ADDITIONAL INFORMATION.....	189
2004 American Express Championship	148	Walter Hagen Cup/Walter Hagen	190
2003 American Express Championship	149	 	
2002 American Express Championship	150	2020-21 World Golf Championships Schedule	191

Style Reminder:

World Golf Championships–Dell Technologies Match Play

There are four World Golf Championships events. World Golf Championships, of and unto itself, is always plural. At second and all subsequent references, the tournament may be called the Dell Technologies Match Play. The Dell Technologies Match Play is the second World Golf Championships event of the 2020-21 PGA TOUR Season as preceded by the Workday Championship at The Concession (Florida, USA). The other WGCs include the FedEx St. Jude Invitational (Tennessee, USA) and the HSBC Champions (Shanghai, China).

Format Overview and Glossary

The World Golf Championships-Dell Technologies Match Play returns for the fifth time to Austin, Texas, and Austin Country Club in 2021 after being cancelled in 2020 due to the COVID-19 pandemic. As with the first four years, the field will be divided into 16 four-player groups. Each group will play round-robin matches within their group on Wednesday, Thursday and Friday. The player with the best record in each of the four-player groups advances to the Round of 16 for single-elimination match play. The Round of 16 will be played Saturday morning, followed by the Quarterfinals on Saturday afternoon. The Semifinals will be Sunday morning, followed by the Championship Match and Consolation Match on Sunday afternoon.

- 64 players, grouped into 16 groups of four players each for rounds 1, 2 and 3, held Wednesday to Friday. Groups will be determined Monday morning by the Advance Rules Official and then revealed during a live show on PGA TOUR Digital Platforms including PGA TOUR Live on Monday, March 22 from 10:30-11:00 a.m. CT.
- During group play, players play 18-hole matches against each of the other players in their group. Matches are played to either a conclusion or a halve. Matches all square after 18 holes are not extended. Points awarded to players based on results of each match as follows:
 - Winner - 1 point
 - Loser - 0 points
 - Tied - 1/2 point per player
- In the event two or more players in a group are equal with the highest point totals, a stroke-play hole-by-hole playoff will determine the player that advances to the 16-player, single-elimination matches.
- The purse distribution for the event will be similar to past years, but payments for the players who do not advance beyond pool play will be based on the player's record within the pool play round.

Style Guide of Match-Play Terminology

Match Play: Match play is the game played by holes.

"He won his Singles match, 3 and 2"

"He and his partner posted a 4-and-3 win in Four-ball. They lost 1-down in Foursomes and won 1-up in Four-ball."

The match-play formats are proper nouns (Four-ball, Foursomes, Singles).

Four-ball is always hyphenated.

The results 1-up and 1-down are always hyphenated.

The result of a match is hyphenated when it is modifying a noun.

Matches are either won, lost or tied (not halved).

Concession of next stroke, hole or match (Rule 2-4): When the opponent's ball is at rest or is deemed to be at rest under Rule 16-2, the player may concede the opponent to have holed out with his next stroke and the ball may be removed by either side with a club or otherwise. A player may concede a hole or a match at any time prior to the conclusion of the hole or the match. Concession of a stroke, hole or match may not be declined or withdrawn.

Schedule of Events

MONDAY, MARCH 22

Practice Rounds for Professionals

- 9 a.m. Gates Open - ACC only
- 10 a.m. Bracket Special Broadcast
PGATOUR.com, PGA TOUR Facebook,
Tournament Social Channels

TUESDAY, MARCH 23

Practice Rounds for Professionals

- 9 a.m. Gates Open - ACC and Dell only
Grounds, 1899 Club, Front Nine Member
Patio & Clubhouse Access only

WEDNESDAY, MARCH 24

Group Play - Competition Round 1

- 8:30 a.m. Gates Open
- 9:30 a.m. - 3:11 p.m. Thirty-two Matches, approximate tee times
- 1 - 7 p.m. GOLF Channel broadcast

THURSDAY, MARCH 25

Group Play - Competition Round 2

- 8:30 a.m. Gates Open
- 9:30 a.m. - 3:11 p.m. Thirty-two Matches, approximate tee times
- 1 - 7 p.m. GOLF Channel broadcast

FRIDAY, MARCH 26

Group Play - Competition Round 3

- 8:30 a.m. Gates Open
- 9 - 10:30 a.m. Yoga for ACC Members
Back Nine Member Patio presented by
Kendra Scott
- 9:30 a.m. - 3:11 p.m. Thirty-two Matches, approximate tee times
- 1 - 7 p.m. GOLF Channel broadcast

SATURDAY, MARCH 27

Round of 16 and Quarterfinals - Competition Rounds 4 & 5

- 7 a.m. Gates Open
- 7:35 - 8:52 a.m. Eight Matches, approximate tee times
- 12:25 - 1:10 p.m. Four Matches, approximate tee times
- 9 a.m. - 1 p.m. GOLF Channel broadcast
- 1 - 5 p.m. NBC broadcast

SUNDAY, MARCH 28

Semifinals, Consolation and Championship Matches - Competition Rounds 6 & 7

- 8 a.m. Gates Open
- 9:00 - 9:11 a.m. Semifinals, approximate tee times
- 2 p.m. Consolation Match, approximate tee times
- 2:15 p.m. Championship Match, approximate tee times. Trophy ceremony immediately following play
- 9 a.m. - 1 p.m. GOLF Channel broadcast
- 2 - 6 p.m. NBC broadcast

* All times are in Central Standard Time Zone.

Media Facts

EVENT: World Golf Championships-Dell Technologies Match Play (Dell Technologies Match Play on second reference)

The Dell Technologies Match Play is one of four World Golf Championships sanctioned and organized by the operational committee of the International Federation of PGA Tours, which includes the Asian Tour, European Tour, Japan Golf Tour, PGA TOUR, PGA Tour of Australasia, and Southern Africa Tour. The other World Golf Championships include the Workday Championship at The Concession (Florida, USA), the FedEx St. Jude Invitational (Tennessee, USA) and the HSBC Champions (Shanghai, China).



DATE: March 24-28, 2021

SITE: Austin Country Club, Austin, Texas

PAR/YARDAGE: Par (35-36-71 / 7,108 yards)

ARCHITECT/OPENED: Pete Dye/1984

2019 CHAMPION: Kevin Kisner defeated Matt Kuchar, 3&2

FORMAT: Match play (hole-by-hole competition)

The 64-player Dell Technologies Match Play field will be divided into 16 four-player groups. Each group will play round-robin matches within their group on Wednesday, Thursday and Friday (March 24, 25, 26). The player with the best record in each of the four player groups advances to the Round of 16 for single-elimination match play (in the event of a two-way tie in a group, head-to-head match results will be used as the tiebreaker; a three-way tie will require a sudden death stroke play hole-by-hole playoff).

Group Play (Round Robin) Matches – 18-hole matches played to either a conclusion of a halve (matches will not be extended beyond 18 holes).

- Wednesday, Round 1 – 32 matches (64 players)
- Thursday, Round 2 – 32 matches (64 players)
- Friday, Round 3 – 32 matches (64 players)

The player in each group with the highest point total at the end of group play advances to the 16-player, single-elimination matches. In the event two or more players in a group are equal with the highest point totals, a stroke-play hole-by-hole playoff will determine the player that advances to the 16 player, single-elimination matches.

Group play hole-by-hole playoffs will be conducted after the matches in a group are complete and after all of the group play matches have started their third-round match. Group play hole-by-hole playoffs will start on the first hole and play holes 1 through 18 in sequence repeated if necessary, until the player is determined who will advance to the Round of 16.

Single-elimination matches – 18-hole matches played to a conclusion. No halved matches. Matches all square after 18 holes will be extended until a winner is determined.

Round 4 – Saturday morning – Eight matches (16 players) – winners advance to round 5/quarter-final matches. Matches all square after 18 holes in round 4 extended on holes 10 through 18 and repeated if necessary.

Round 5 – Saturday afternoon – Four Quarterfinals matches (eight players) – winners advance to the Semifinals. Matches all square after 18 holes are extended on holes 12 through 18 and repeated if necessary.

Round 6 – Sunday morning – Two Semifinals matches (four players) – winners advance to the Championship

Media Facts

Match, losers advance to the Consolation Match. Matches all square after 18 holes are extended on holes 12 through 18 and repeated if necessary.

Round 7 – Sunday afternoon – Consolation Match for third place (two players) and Championship Match (two players). Matches all square after 18 holes are extended on holes 12 through 18 and repeated if necessary.

For more information on group format, visit www.dellmatchplay.com.

PURSE: \$10.5 million (US); \$1.82 million to the winner
Prize money earned will be considered official on each player's home Tour.

FIELD: The Dell Technologies Match Play boasts one of the strongest international fields of the year in all of golf. The world-class field is made up of the following:

- The top 64 available players from the Official World Golf Ranking, as of the Monday one week prior to the week of the tournament (March 15, 2021)
- These 64 players are then seeded by their ranking based of their position in the Official World Golf Ranking the following Monday (March 22, 2021)

TV LISTINGS: The Dell Technologies Match Play is broadcast to 216 countries and territories in 28 languages

TV SCHEDULE: (All times ET):
Wednesday, Thursday and Friday, March 24-26, 1-7 p.m. Golf Channel

Saturday, March 27	9 a.m. – 1:00 p.m.	Golf Channel
	1 p.m. – 5:00 p.m.	NBC

Sunday, March 28	9 a.m. – 1:00 p.m.	Golf Channel
	2 p.m. – 6 p.m.	NBC

TROPHY: Walter Hagen Cup

WEBSITE: www.dellmatchplay.com

TICKETS: The 2021 WGC-Dell Technologies Match Play will be reduced to a 20 percent maximum capacity, offering a limited number of hospitality tickets to select guests in order to ensure a safe and healthy environment. Social Distancing will be adhered to throughout the golf course and inside physical structures at all times and in compliance with the City of Austin and the Travis County Public Health Department. No grounds tickets or comp tickets will be offered this year.

CHARITY: We look forward to the day we can re-open our gates to the public and eagerly await a safe return of all spectators. Although our footprint will be reduced, we will remain steadfast in our charitable mission in the region and are grateful for the continued support from the Austin community. Throughout the pandemic, giving back has remained at the heart of everything we do and we are proud to have maintained a charitable presence in support of The First Tee of Greater Austin and Dell Children's Hospital. In just five short years, more than \$4.5 million has been contributed within our city and it wouldn't be possible without the overwhelming support of our fans as we've worked to establish a footprint beginning in 2016. We look forward to furthering our impact in 2021 and beyond.

ABOUT

DELL TECHNOLOGIES: Dell Technologies (NYSE:DELL) helps organizations and individuals build their digital future and transform how they work, live and play. The company provides customers with the industry's broadest and most innovative technology and services portfolio for the data era.

SOCIAL: Twitter - @DellMatchPlay
Instagram - @DellMatchPlay
Facebook - www.facebook.com/dellmatchplay

Media Facts

CHAMPIONSHIP

OFFICE:

3600 Capital of Texas Highway
Suite 230
Austin, TX 78746
512-949-5885

TOURNAMENT STAFF:

Executive Director, Jordan Uppleger
Operations Manager, Ian Helm
Tournament Services Manager, Callie Gibson
Tournament Sales Manager, Kris Devlin
Tournament Coordinator, Rosalyn Barnett

MEDIA CONTACTS:

Laura Vescovi, Communications Manager, PGA TOUR
904-465-5924, lauravescovi@pgatourhq.com

Michael Baliker, Communications Senior Manager, PGA TOUR
864-430-9801, michaelbaliker@pgatourhq.com

Tournament Officials

DELL TECHNOLOGIES MATCH PLAY CHAMPIONSHIP STAFF

Jared Rice	Senior Vice President, Chief Operations Officer
Jordan Uppleger	Executive Director
Patrick Hurley	Operations Senior Manager
Ian Helm	Operations Coordinator
Callie Gibson	Tournament Services Director
Kris Devlin	Tournament Sales Director
Rosalyn Barnett	Tournament Services Specialist

COMMUNICATIONS STAFF

Stewart Moore	Senior Director, Communications, PGA TOUR
Michael Baliker	Senior Manager, Communications, PGA TOUR
Doug Milne	Senior Manager, Communications, PGA TOUR
Laura Vescovi	Manager, Communications, PGA TOUR
Maureen Radzavicz	Manager, Communications, PGA TOUR
Tracey Veal	Manager, Media Relations, PGA TOUR

INTERNATIONAL FEDERATION OF PGA TOURS OFFICIALS

Asian Tour	Jittisak Tamprasert
Japan Golf Tour	Masayuki Arai
PGA European Tour	Andy McFee

GOLF ORGANIZATIONS OFFICIALS

USGA	Craig Winter
R&A	Daniel Somerville
Golf Canada	Diane Barabe

PGA TOUR OFFICIALS

Gary Young	Tournament Director
Robby Ware	Advance
Peter Dachisen	
Brad Fabel	
Pete Lis	
Clay Neely	
Michael Peterson	
John Mutch	

PGA TOUR SCORING OFFICIALS

Leslie Grabeman
Montana Thompson

2021 Official Scorecard

Round #: _____ Tee #: _____ Match #: _____

Date: _____ Time: _____

2021 Dell Technologies Match Play
Austin Country Club
March 24 - 28, 2021

Hole	1	2	3	4	5	6	7	8	9	Out
Yards	394	470	440	185	370	590	201	498	490	3638
Par	4	4	4	3	4	5	3	4	4	35

Status +/-										
Status +/-										

Hole	10	11	12	13	14	15	16	17	18	In	Total
Yards	393	194	578	317	465	440	565	150	368	3470	7108
Par	4	3	5	4	4	4	5	3	4	36	71

Status +/-											
Status +/-											

4-Year Ranking of Holes at Austin Country Club

Hole	Rank	Stroke	Average +/-
1	8	3.841	-0.159
2	2	4.046	+0.046
3	10	3.815	-0.185
4	6	2.883	-0.117
5	14	3.546	-0.454
6	16	4.396	-0.604
7	3	3.001	+0.001
8	1	4.193	+0.193
9	11	3.760	-0.240
10	9	3.838	-0.162
11	5	2.908	-0.092
12	17	4.340	-0.660
13	13	3.643	-0.357
14	4	3.934	-0.066
15	7	3.854	-0.146
16	18	4.241	-0.759
17	12	2.708	-0.292
18	15	3.424	-0.576

Austin Country Club Scoring Averages at a Glance (2016-2019)

Hole	1	2	3	4	5	6	7	8	9	10	11	12	13	14	15	16	17	18
Par	4	4	4	3	4	5	3	4	4	4	3	5	4	4	4	5	3	4
2016	3.638	4.098	3.723	2.920	3.629	4.357	3.036	4.094	3.768	3.692	2.871	4.263	3.545	3.968	3.837	4.318	2.581	3.310
2017	3.883	4.103	3.771	2.902	3.570	4.453	2.948	4.283	3.807	3.854	2.939	4.354	3.750	3.859	3.802	4.231	2.944	3.817
2018	3.853	3.960	3.929	2.866	3.478	4.379	2.964	4.156	3.652	3.842	2.892	4.304	3.690	4.009	3.782	4.212	2.841	3.268
2019	3.991	4.027	3.835	2.844	3.509	4.397	3.054	4.246	3.817	3.964	2.933	4.442	3.594	3.894	3.995	4.201	2.507	3.409

Purse Breakdown - \$10.5 Million

Position	Prize	Position	Prize	Position	Prize	Position	Prize
1	\$1,820,000	17	\$144,000	33	\$78,000	49	\$46,000
2	\$1,150,000	18	\$135,000	34	\$75,000	50	\$45,000
3	\$740,000	19	\$130,000	35	\$72,000	51	\$44,000
4	\$600,000	20	\$125,000	36	\$70,000	52	\$43,000
5	\$337,000	21	\$120,000	37	\$68,000	53	\$42,000
6	\$337,000	22	\$115,000	38	\$66,000	54	\$41,000
7	\$337,000	23	\$110,000	39	\$64,000	55	\$40,000
8	\$337,000	24	\$105,000	40	\$62,000	56	\$39,000
9	\$189,000	25	\$102,000	41	\$60,000	57	\$38,500
10	\$189,000	26	\$99,000	42	\$58,000	58	\$38,000
11	\$189,000	27	\$96,000	43	\$56,000	59	\$37,500
12	\$189,000	28	\$93,000	44	\$54,000	60	\$37,000
13	\$189,000	29	\$90,000	45	\$52,000	61	\$36,500
14	\$189,000	30	\$87,000	46	\$50,000	62	\$36,000
15	\$189,000	31	\$84,000	47	\$48,000	63	\$35,500
16	\$189,000	32	\$81,000	48	\$47,000	64	\$35,000

History at a Glance

Final Round	Winner	Score	Runner-up	Location	Par/Yards	Purse	First Place
2/28/1999	Jeff Maggert	38 holes	Andrew Magee	La Costa Resort and Spa	72/7,022	\$5,000,000	\$1,000,000
2/27/2000	Darren Clarke	4 and 3	Tiger Woods	La Costa Resort and Spa	72/7,022	5,000,000	1,000,000
1/7/2001	Steve Stricker	2 and 1	Pierre Fulke	The Metropolitan Club	72/7,066	5,000,000	1,000,000
2/24/2002	Kevin Sutherland	1-up	Scott McCarron	La Costa Resort and Spa	72/7,022	5,500,000	1,000,000
3/2/2003	Tiger Woods	2 and 1	David Toms	La Costa Resort and Spa	72/7,247	6,000,000	1,050,000
2/29/2004	Tiger Woods	3 and 2	Davis Love III	La Costa Resort and Spa	72/7,247	7,000,000	1,200,000
2/27/2005	David Toms	6 and 5	Chris DiMarco	La Costa Resort and Spa	72/7,247	7,500,000	1,300,000
2/26/2006	Geoff Ogilvy	3 and 2	Davis Love III	La Costa Resort and Spa	72/7,277	7,500,000	1,300,000
2/25/2007	Henrik Stenson	2 and 1	Geoff Ogilvy	The Gallery at Dove Mountain (South)	72/7,466	8,000,000	1,350,000
2/24/2008	Tiger Woods	8 and 7	Stewart Cink	The Gallery at Dove Mountain (South)	72/7,351	8,000,000	1,350,000
3/1/2009	Geoff Ogilvy	4 and 3	Paul Casey	The Ritz-Carlton Golf Club, Dove Mountain	72/7,849	8,500,000	1,400,000
2/21/2010	Ian Poulter	4 and 2	Paul Casey	The Ritz-Carlton Golf Club, Dove Mountain	72/7,849	8,500,000	1,400,000
2/27/2011	Luke Donald	3 and 2	Martin Kaymer	The Ritz-Carlton Golf Club Dove Mountain	72/7,849	8,500,000	1,400,000
2/26/2012	Hunter Mahan	2 and 1	Rory McIlroy	The Ritz-Carlton Golf Club Dove Mountain	72/7,849	8,500,000	1,400,000
2/24/2013	Matt Kuchar	2 and 1	Hunter Mahan	The Golf Club at Dove Mountain	72/7,791	8,750,000	1,500,000
2/23/2014	Jason Day	23 holes	Victor Dubuisson	The Golf Club at Dove Mountain	72/7,791	9,000,000	1,530,000
5/3/2015	Rory McIlroy	4 and 2	Gary Woodland	TPC Harding Park	71/7,127	9,250,000	1,570,000
3/27/2016	Jason Day	5 and 4	Louis Oosthuizen	Austin Country Club	71/7,073	9,500,000	1,620,000
3/26/2017	Dustin Johnson	1 up	Jon Rahm	Austin Country Club	71/7,108	9,750,000	1,660,000
3/25/2018	Bubba Watson	7 and 6	Kevin Kisner	Austin Country Club	71/7,108	10,000,000	1,700,000
3/31/2019	Kevin Kisner	3 and 2	Matt Kuchar	Austin Country Club	71/7,108	10,500,000	1,820,000

Austin Country Club routing for Dell Technologies Match Play

Dell Technologies Match Play Routing

Hole 1
Hole 2
Hole 3
Hole 4
Hole 5
Hole 6
Hole 7
Hole 8
Hole 9
Hole 10
Hole 11
Hole 12
Hole 13
Hole 14
Hole 15
Hole 16
Hole 17
Hole 18

Austin CC Routing

Hole 10
Hole 11
Hole 12
Hole 13
Hole 14
Hole 15
Hole 16
Hole 17
Hole 18
Hole 1
Hole 2
Hole 3
Hole 4
Hole 5
Hole 6
Hole 7
Hole 8
Hole 9

History of Dell Technologies Match Play

Kevin Kisner collected his first World Golf Championships title at the 2019 Dell Technologies Match Play



2019 Dell Technologies Match Play

Group	3/27/2019 Wednesday Round 1	3/28/2019 Thursday Round 2	3/29/2019 Friday Round 3	3/30/2019 Saturday Round 4	3/30/2019 Saturday Round 5 Quarter Finals	3/31/2019 Sunday Round 6 Semi Finals	3/31/2019 Sunday Round 7 Championship
1	Match 31 02:50 pm 1 Dustin Johnson, USA 55 Chez Reavie, USA	Match 55 01:22 pm 1 Dustin Johnson, USA 40 Branden Grace, RSA	Match 79 12:06 pm 1 Dustin Johnson, USA 24 Hideki Matsuyama, JPN	Match 80 12:16 pm 40 Branden Grace, RSA 55 Chez Reavie, USA	Match 100 08:52 am 26 Sergio Garcia, ESP	Match 106 01:35 pm 23 Matt Kuchar, USA	Champion Kevin Kisner, USA 3 and 2 \$1,745,000
16	Match 29 02:28 pm 16 Patrick Reed, USA 51 Andrew Putnam, USA	Match 53 01:00 pm 16 Patrick Reed, USA 34 Shane Lowry, IRL	Match 77 11:43 am 16 Patrick Reed, USA 26 Sergio Garcia, ESP	Match 78 11:54 am 26 Sergio Garcia, ESP 46 Shane Lowry, IRL	Match 108 08:41 am 23 Matt Kuchar, USA	Match 109 09:20 am 23 Matt Kuchar, USA	Second Place Matt Kuchar, USA \$1,095,000
8	Match 27 02:06 pm 8 Jon Rahm, ESP 54 Si Woo Kim, KOR	Match 51 12:38 pm 8 Jon Rahm, ESP 43 J.B. Holmes, USA	Match 75 11:21 am 8 Jon Rahm, ESP 23 Matt Kuchar, USA	Match 76 11:32 am 43 J.B. Holmes, USA 54 Si Woo Kim, KOR	Match 99 08:41 am 23 Matt Kuchar, USA	Match 105 01:10 pm 50 Lucas Bjerregaard, DEN	Third Place Francesco Molinari, ITA 4 and 2 \$712,000
9	Match 25 01:44 pm 9 Xander Schauffele, USA 62 Lee Westwood, ENG	Match 49 12:16 pm 9 Xander Schauffele, USA 35 Tyrrell Hatton, ENG	Match 73 10:59 am 9 Xander Schauffele, USA 29 Rafa Cabrera Bello, ESP	Match 74 11:10 am 35 Tyrrell Hatton, ENG 62 Lee Westwood, ENG	Match 98 08:30 am 13 Tiger Woods, USA	Match 107 09:20 am 50 Lucas Bjerregaard, DEN	Fourth Place Lucas Bjerregaard, DEN \$574,000
4	Match 23 01:22 pm 4 Rory McIlroy, NIR 64 Luke List, USA	Match 47 11:54 am 4 Rory McIlroy, NIR 47 Justin Harding, RSA	Match 71 10:37 am 4 Rory McIlroy, NIR 32 Matthew Fitzpatrick, ENG	Match 72 10:48 am 47 Justin Harding, RSA 64 Luke List, USA	Match 97 08:19 am 37 Henrik Stenson, SWE	Match 111 02:05 pm 50 Lucas Bjerregaard, DEN	Championship Match
13	Match 21 01:00 pm 13 Tiger Woods, USA 61 Aaron Wise, USA	Match 45 11:32 am 13 Tiger Woods, USA 44 Brand Snedeker, USA	Match 69 10:15 am 13 Tiger Woods, USA 18 Patrick Cantlay, USA	Match 70 10:26 am 44 Brand Snedeker, USA 61 Aaron Wise, USA	Match 96 08:30 am 13 Tiger Woods, USA	Match 110 09:05 am 48 Kevin Kisner, USA	Match for Third Place
5	Match 19 12:38 pm 5 Justin Thomas, USA 50 Lucas Bjerregaard, DEN	Match 43 11:10 am 5 Justin Thomas, USA 33 Matt Wallace, ENG	Match 67 09:53 am 5 Justin Thomas, USA 31 Keegan Bradley, USA	Match 68 10:04 am 31 Keegan Bradley, USA 50 Lucas Bjerregaard, DEN	Match 95 03:01 pm 2 Justin Rose, ENG	Match 104 08:08 am 57 Kevin Na, USA	Match for Third Place
12	Match 17 12:16 pm 12 Jason Day, AUS 52 Jim Furyk, USA	Match 41 10:48 am 12 Jason Day, AUS 37 Henrik Stenson, SWE	Match 65 09:31 am 12 Jason Day, AUS 20 Phil Mickelson, USA	Match 66 09:42 am 37 Henrik Stenson, SWE 52 Jim Furyk, USA	Match 94 03:01 pm 34 Eddie Pepperell, ENG	Match 103 07:57 am 10 Paul Casey, ENG	Match for Third Place

Report Generated at 18:05:04 on 03/31/19

Group	3/31/2019 Sunday Round 6 Semi Finals	3/30/2019 Saturday Round 5 Quarter Finals	3/30/2019 Saturday Round 4	3/29/2019 Friday Round 3	3/28/2019 Thursday Round 2	3/27/2019 Wednesday Round 1
2	Match 15 11:54 am 2 Justin Rose, ENG 53 Emiliano Grillo, ARG	Match 39 10:26 am 2 Justin Rose, ENG 34 Eddie Pepperell, ENG	Match 95 03:01 pm 2 Justin Rose, ENG 22 Gary Woodland, USA	Match 96 03:01 pm 22 Gary Woodland, USA 53 Emiliano Grillo, ARG	Match 15 11:54 am 2 Justin Rose, ENG 53 Emiliano Grillo, ARG	Match 15 11:54 am 2 Justin Rose, ENG 53 Emiliano Grillo, ARG
15	Match 13 11:32 am 15 Bubba Watson, USA 57 Kevin Na, USA	Match 37 10:04 am 15 Bubba Watson, USA 28 Jordan Spieth, USA	Match 93 02:39 pm 15 Bubba Watson, USA 28 Jordan Spieth, USA	Match 93 02:39 pm 15 Bubba Watson, USA 28 Jordan Spieth, USA	Match 13 11:32 am 15 Bubba Watson, USA 57 Kevin Na, USA	Match 13 11:32 am 15 Bubba Watson, USA 57 Kevin Na, USA
7	Match 11 11:10 am 7 Francesco Molinari, ITA 63 Satoshi Kodaira, JPN	Match 35 09:42 am 7 Francesco Molinari, ITA 45 Thorbjorn Olesen, DEN	Match 91 02:17 pm 7 Francesco Molinari, ITA 21 Webb Simpson, USA	Match 91 02:17 pm 7 Francesco Molinari, ITA 21 Webb Simpson, USA	Match 11 11:10 am 7 Francesco Molinari, ITA 63 Satoshi Kodaira, JPN	Match 11 11:10 am 7 Francesco Molinari, ITA 63 Satoshi Kodaira, JPN
10	Match 9 10:48 am 10 Paul Casey, ENG 58 Abraham Ancer, MEX	Match 33 09:20 am 10 Paul Casey, ENG 42 Charles Howell III, USA	Match 89 01:55 pm 10 Paul Casey, ENG 25 Cameron Smith, AUS	Match 89 01:55 pm 10 Paul Casey, ENG 25 Cameron Smith, AUS	Match 9 10:48 am 10 Paul Casey, ENG 58 Abraham Ancer, MEX	Match 9 10:48 am 10 Paul Casey, ENG 58 Abraham Ancer, MEX
3	Match 10 10:59 am 3 Brooks Koepka, USA 60 Tom Lewis, ENG	Match 34 09:31 am 3 Brooks Koepka, USA 25 Cameron Smith, AUS	Match 90 02:06 pm 3 Brooks Koepka, USA 25 Cameron Smith, AUS	Match 90 02:06 pm 3 Brooks Koepka, USA 25 Cameron Smith, AUS	Match 10 10:59 am 3 Brooks Koepka, USA 60 Tom Lewis, ENG	Match 10 10:59 am 3 Brooks Koepka, USA 60 Tom Lewis, ENG
14	Match 5 10:04 am 14 Tony Finau, USA 56 Keith Mitchell, USA	Match 61 02:28 pm 14 Tony Finau, USA 48 Kevin Kisner, USA	Match 85 01:11 pm 14 Tony Finau, USA 30 Ian Poulter, ENG	Match 85 01:11 pm 14 Tony Finau, USA 30 Ian Poulter, ENG	Match 5 10:04 am 14 Tony Finau, USA 56 Keith Mitchell, USA	Match 5 10:04 am 14 Tony Finau, USA 56 Keith Mitchell, USA
6	Match 3 09:42 am 6 Bryson DeChambeau, USA 59 Russell Knox, SCO	Match 59 02:06 pm 6 Bryson DeChambeau, USA 39 Kiradech Aphibarnrat, THA	Match 83 12:49 pm 6 Bryson DeChambeau, USA 17 Marc Leishman, AUS	Match 83 12:49 pm 6 Bryson DeChambeau, USA 17 Marc Leishman, AUS	Match 3 09:42 am 6 Bryson DeChambeau, USA 59 Russell Knox, SCO	Match 3 09:42 am 6 Bryson DeChambeau, USA 59 Russell Knox, SCO
11	Match 1 09:20 am 11 Tommy Fleetwood, ENG 41 Kyle Stanley, USA	Match 57 01:44 pm 11 Tommy Fleetwood, ENG 19 Louis Oosthuizen, RSA	Match 81 12:27 pm 11 Tommy Fleetwood, ENG 19 Louis Oosthuizen, RSA	Match 81 12:27 pm 11 Tommy Fleetwood, ENG 19 Louis Oosthuizen, RSA	Match 1 09:20 am 11 Tommy Fleetwood, ENG 41 Kyle Stanley, USA	Match 1 09:20 am 11 Tommy Fleetwood, ENG 41 Kyle Stanley, USA

Report Generated at 18:05:04 on 03/31/19

2018 Dell Technologies Match Play

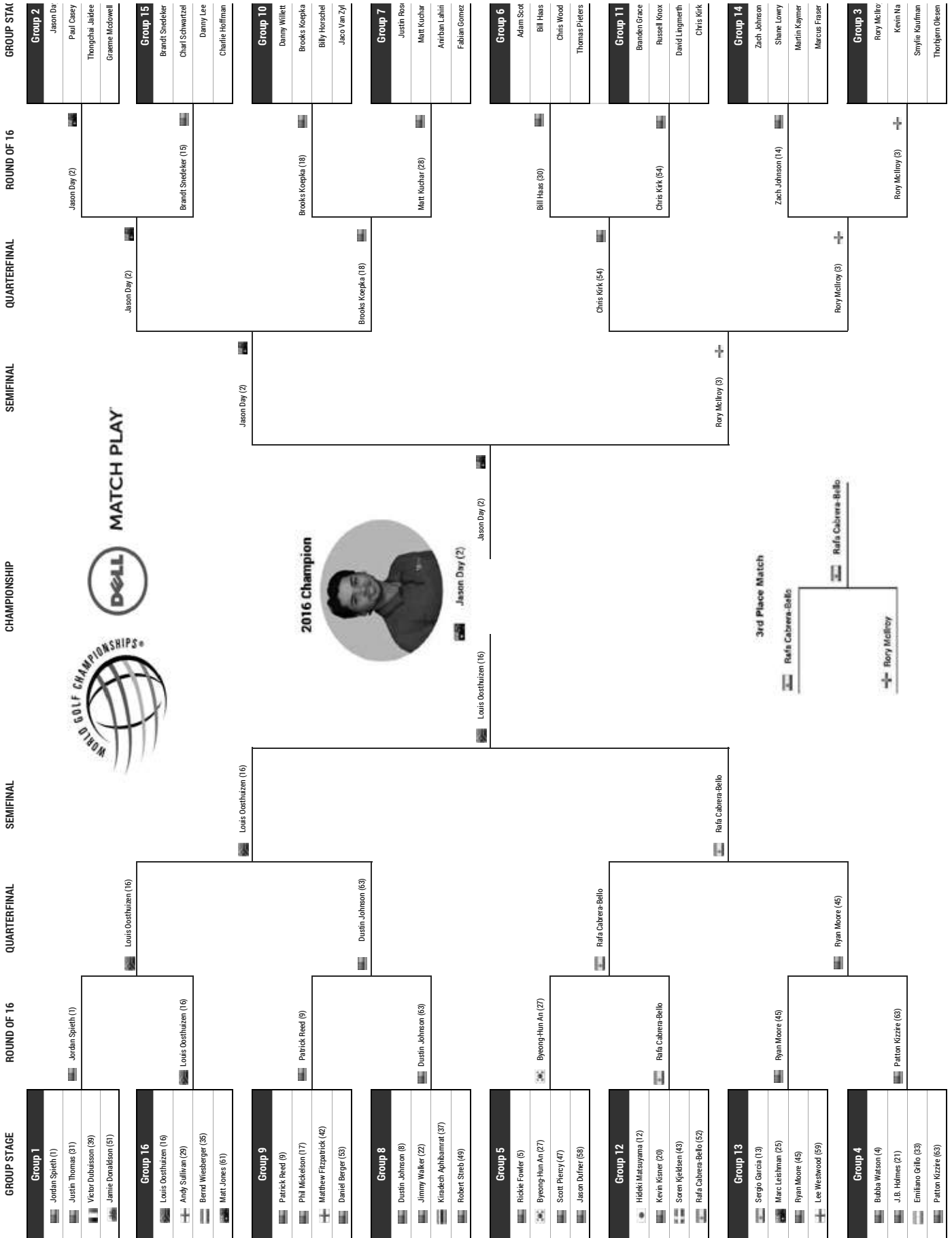
Group	Wednesday Round 1	Thursday Round 2	Friday Round 3	Saturday Round 4	Saturday Round 5 Quarter Finals	Sunday Round 6 Semi Finals
1	Match 18 12:48 pm 1 Dustin Johnson, USA 52 Bernd Wiesberger, AUT Match 20 12:59 pm 32 Kevin Kisner, USA 58 Adam Hadwin, CAN	Match 43 11:20 am 1 Dustin Johnson, USA 38 Adam Hadwin, CAN Match 44 11:31 am 32 Kevin Kisner, USA 52 Bernd Wiesberger, AUT	Match 66 03:50 pm 1 Dustin Johnson, USA 32 Kevin Kisner, USA Match 68 02:11 pm 38 Adam Hadwin, CAN 52 Bernd Wiesberger, AUT	Match 104 08:47 am 32 Kevin Kisner, USA	Match 106 01:10 pm 32 Kevin Kisner, USA	Match 110 09:15 am 32 Kevin Kisner, USA
16	Match 17 12:26 pm 16 Matt Kuchar, USA 54 Zach Johnson, USA Match 18 12:37 pm 27 Ross Fisher, ENG 47 Yuta Ikeda, JPN	Match 41 10:36 am 16 Matt Kuchar, USA 47 Yuta Ikeda, JPN Match 42 11:00 am 27 Ross Fisher, ENG 54 Zach Johnson, USA	Match 69 02:36 pm 16 Matt Kuchar, USA 27 Ross Fisher, ENG Match 64 02:49 pm 47 Yuta Ikeda, JPN 54 Zach Johnson, USA	Match 104 08:47 am 16 Matt Kuchar, USA	Match 108 01:10 pm 16 Matt Kuchar, USA	Match 110 09:15 am 16 Matt Kuchar, USA
8	Match 16 12:04 pm 8 Jason Day, AUS 56 James Hahn, USA Match 19 12:16 pm 25 Louis Oosthuizen, RSA 42 Jason Dufner, USA	Match 39 12:36 pm 8 Jason Day, AUS 42 Jason Dufner, USA Match 40 10:47 am 25 Louis Oosthuizen, RSA 56 James Hahn, USA	Match 67 02:14 pm 8 Jason Day, AUS 25 Louis Oosthuizen, RSA Match 62 02:27 pm 42 Jason Dufner, USA 56 James Hahn, USA	Match 103 08:36 am 25 Louis Oosthuizen, RSA	Match 109 01:10 pm 25 Louis Oosthuizen, RSA	Match 110 09:15 am 25 Louis Oosthuizen, RSA
9	Match 13 11:42 am 9 Tommy Fleetwood, ENG 58 Ian Poulter, ENG Match 14 11:53 am 26 Daniel Berger, USA 33 Kevin Chappell, USA	Match 37 10:14 pm 9 Tommy Fleetwood, ENG 33 Kevin Chappell, USA Match 38 10:28 am 26 Daniel Berger, USA 58 Ian Poulter, ENG	Match 65 01:54 pm 9 Tommy Fleetwood, ENG 26 Daniel Berger, USA Match 60 02:59 pm 33 Kevin Chappell, USA 58 Ian Poulter, ENG	Match 103 08:36 am 9 Tommy Fleetwood, ENG	Match 109 01:10 pm 9 Tommy Fleetwood, ENG	Match 110 09:15 am 9 Tommy Fleetwood, ENG
4	Match 11 11:20 am 4 Jordan Spieth, USA 48 Charl Schwartzel, RSA Match 12 11:31 am 18 Patrick Reed, USA 34 Haotong Li, CHN	Match 36 00:52 am 4 Jordan Spieth, USA 34 Haotong Li, CHN Match 35 10:03 am 18 Patrick Reed, USA 48 Charl Schwartzel, RSA	Match 63 01:32 pm 4 Jordan Spieth, USA 18 Patrick Reed, USA Match 58 01:43 pm 34 Haotong Li, CHN 48 Charl Schwartzel, RSA	Match 102 08:25 am 18 Patrick Reed, USA	Match 107 12:55 pm 18 Patrick Reed, USA	Match 110 09:15 am 18 Patrick Reed, USA
13	Match 8 10:58 am 13 Alex Noren, SWE 61 Kevin Na, USA Match 9 11:09 am 29 Tony Finau, USA 39 Thomas Pieters, BEL	Match 33 00:30 am 13 Alex Noren, SWE 39 Thomas Pieters, BEL Match 34 00:41 am 29 Tony Finau, USA 61 Kevin Na, USA	Match 66 01:31 pm 13 Alex Noren, SWE 29 Tony Finau, USA Match 61 01:21 pm 39 Thomas Pieters, BEL 61 Kevin Na, USA	Match 102 08:25 am 13 Alex Noren, SWE	Match 107 12:55 pm 13 Alex Noren, SWE	Match 110 09:15 am 13 Alex Noren, SWE
5	Match 7 10:36 am 5 Hoshi Matsuyama, JPN 53 Yuuki Miyazaki, JPN Match 8 10:47 am 30 Patrick Cantlay, USA 46 Cameron Smith, AUS	Match 32 00:00 am 5 Hoshi Matsuyama, JPN 46 Cameron Smith, AUS Match 44 02:11 pm 30 Patrick Cantlay, USA 53 Yuuki Miyazaki, JPN	Match 65 12:44 pm 5 Hoshi Matsuyama, JPN 30 Patrick Cantlay, USA Match 64 12:55 pm 46 Cameron Smith, AUS 53 Yuuki Miyazaki, JPN	Match 101 05:14 am 46 Cameron Smith, AUS	Match 107 12:55 pm 46 Cameron Smith, AUS	Match 110 09:15 am 46 Cameron Smith, AUS
12	Match 5 10:14 am 12 Tyrrell Hatton, ENG 55 Alexander Levy, FRA Match 6 10:25 am 23 Charles Howell III, USA 35 Bubba Watson, USA	Match 31 02:36 pm 12 Tyrrell Hatton, ENG 35 Bubba Watson, USA Match 32 02:49 pm 23 Charles Howell III, USA 55 Alexander Levy, FRA	Match 61 12:26 pm 12 Tyrrell Hatton, ENG 23 Charles Howell III, USA Match 56 12:37 pm 35 Bubba Watson, USA 55 Alexander Levy, FRA	Match 101 05:14 am 12 Tyrrell Hatton, ENG	Match 107 12:55 pm 12 Tyrrell Hatton, ENG	Match 110 09:15 am 12 Tyrrell Hatton, ENG

Group	Sunday Round 7 Championship	Sunday Round 6 Semi Finals	Saturday Round 5 Quarter Finals	Saturday Round 4	Friday Round 3	Thursday Round 2	Wednesday Round 1	
2	Champion Bubba Watson, USA 7 and 5 \$1,700,000 Second Place Kevin Kisner, USA \$1,072,000 Third Place Alex Noren, SWE 5 and 3 \$695,000 Fourth Place Justin Thomas, USA \$559,000 Championship Match Bubba Watson, USA 3 and 2 Match for Third Place Justin Thomas, USA	Match 109 09:00 am 35 Bubba Watson, USA 32 Kevin Kisner, USA	Match 106 12:40 pm 45 Kyle Stanley, USA 2 Justin Thomas, USA	Match 100 08:03 am 30 Si Woo Kim, KOR 2 Justin Thomas, USA	Match 99 07:52 am 45 Kyle Stanley, USA 7 Sergio Garcia, ESP	Match 79 10:58 am 10 Paul Casey, ENG 31 Matthew Fitzpatrick, ENG Match 78 11:09 am 45 Kyle Stanley, USA 31 Russell Harty, USA	Match 59 01:10 pm 10 Paul Casey, ENG 45 Kyle Stanley, USA Match 58 01:21 pm 31 Matthew Fitzpatrick, ENG 31 Russell Harty, USA	Match 3 08:50 am 2 Justin Thomas, USA 63 Luke List, USA Match 4 10:55 am 21 Francesco Molinari, ITA 48 Patton Kizzire, USA
15	Match 1 08:30 am 15 Jon Rahm, KOR Match 2 00:41 am 37 Webb Simpson, USA	Match 31 00:30 pm 7 Sergio Garcia, ESP 62 Shubhakar Sharma, IND	Match 98 07:41 am 28 Kiradech Aphibornrat, THA 45 Kyle Stanley, USA	Match 77 11:40 am 16 Pat Perez, USA 34 Gary Woodland, USA Match 76 11:53 am 37 Webb Simpson, USA 30 Si Woo Kim, KOR	Match 75 11:20 am 7 Sergio Garcia, ESP 30 Xander Schauffele, USA Match 74 11:31 am 41 Dylan Frittoli, RSA 52 Shubhakar Sharma, IND	Match 57 01:34 pm 16 Pat Perez, USA 30 Webb Simpson, USA Match 56 02:06 pm 34 Gary Woodland, USA 30 Si Woo Kim, KOR	Match 3 08:50 am 2 Justin Thomas, USA 63 Luke List, USA	
7	Match 31 00:30 pm 7 Sergio Garcia, ESP 62 Shubhakar Sharma, IND	Match 98 07:41 am 28 Kiradech Aphibornrat, THA	Match 77 11:40 am 16 Pat Perez, USA 34 Gary Woodland, USA	Match 75 11:20 am 7 Sergio Garcia, ESP	Match 74 11:31 am 41 Dylan Frittoli, RSA	Match 57 01:34 pm 16 Pat Perez, USA	Match 3 08:50 am 2 Justin Thomas, USA	
10	Match 2 00:41 am 37 Webb Simpson, USA	Match 97 07:30 am 18 Brian Harman, USA 35 Bubba Watson, USA	Match 76 11:53 am 37 Webb Simpson, USA	Match 73 11:09 am 41 Dylan Frittoli, RSA	Match 55 01:21 pm 34 Gary Woodland, USA	Match 3 08:50 am 2 Justin Thomas, USA		
3	Match 27 02:16 pm 3 Jon Rahm, ESP 63 Keegan Bradley, USA	Match 96 07:41 am 59 Charles Howell III, USA	Match 73 11:09 am 41 Dylan Frittoli, RSA	Match 71 10:36 am 3 Jon Rahm, ESP 43 Chey Rawls, USA Match 72 10:47 am 43 Chey Rawls, USA	Match 51 12:46 pm 3 Jon Rahm, ESP 43 Chey Rawls, USA	Match 3 08:50 am 2 Justin Thomas, USA		
14	Match 25 01:54 pm 14 Phil Mickelson, USA Match 26 02:26 pm 17 Rata Cabrera Bello, ESP	Match 95 07:30 am 35 Bubba Watson, USA	Match 70 10:25 am 40 Satoshi Kodaira, JPN 50 Charles Howell III, USA	Match 69 10:14 am 14 Phil Mickelson, USA 17 Rata Cabrera Bello, ESP Match 68 10:25 am 40 Satoshi Kodaira, JPN 50 Charles Howell III, USA	Match 49 12:36 pm 14 Phil Mickelson, USA 40 Satoshi Kodaira, JPN Match 50 12:37 pm 17 Rata Cabrera Bello, ESP 50 Charles Howell III, USA	Match 3 08:50 am 2 Justin Thomas, USA		
6	Match 23 01:32 pm 6 Rory McIlroy, NIR 57 Peter Uihlein, USA	Match 94 07:30 am 35 Bubba Watson, USA	Match 67 09:52 am 6 Rory McIlroy, NIR 44 Jonathon Vegas, VEN Match 66 10:03 am 44 Jonathon Vegas, VEN 67 Peter Uihlein, USA	Match 65 09:30 am 11 Matt Leitchman, AUS 23 Brandon Grace, RSA Match 64 09:41 am 35 Bubba Watson, USA 64 Julian Suri, USA	Match 47 12:04 pm 6 Rory McIlroy, NIR 44 Jonathon Vegas, VEN Match 48 12:15 pm 44 Jonathon Vegas, VEN 67 Peter Uihlein, USA	Match 3 08:50 am 2 Justin Thomas, USA		
11	Match 22 01:21 pm 2 Brian Harman, USA Match 24 01:43 pm 19 Brian Harman, USA	Match 93 07:30 am 35 Bubba Watson, USA	Match 65 09:30 am 11 Matt Leitchman, AUS 23 Brandon Grace, RSA Match 64 09:41 am 35 Bubba Watson, USA 64 Julian Suri, USA	Match 63 01:32 pm 11 Matt Leitchman, AUS 23 Brandon Grace, RSA Match 62 11:53 am 23 Brandon Grace, RSA 64 Julian Suri, USA	Match 45 11:46 am 11 Matt Leitchman, AUS 54 Julian Suri, USA Match 46 11:57 am 23 Brandon Grace, RSA 54 Julian Suri, USA	Match 3 08:50 am 2 Justin Thomas, USA		

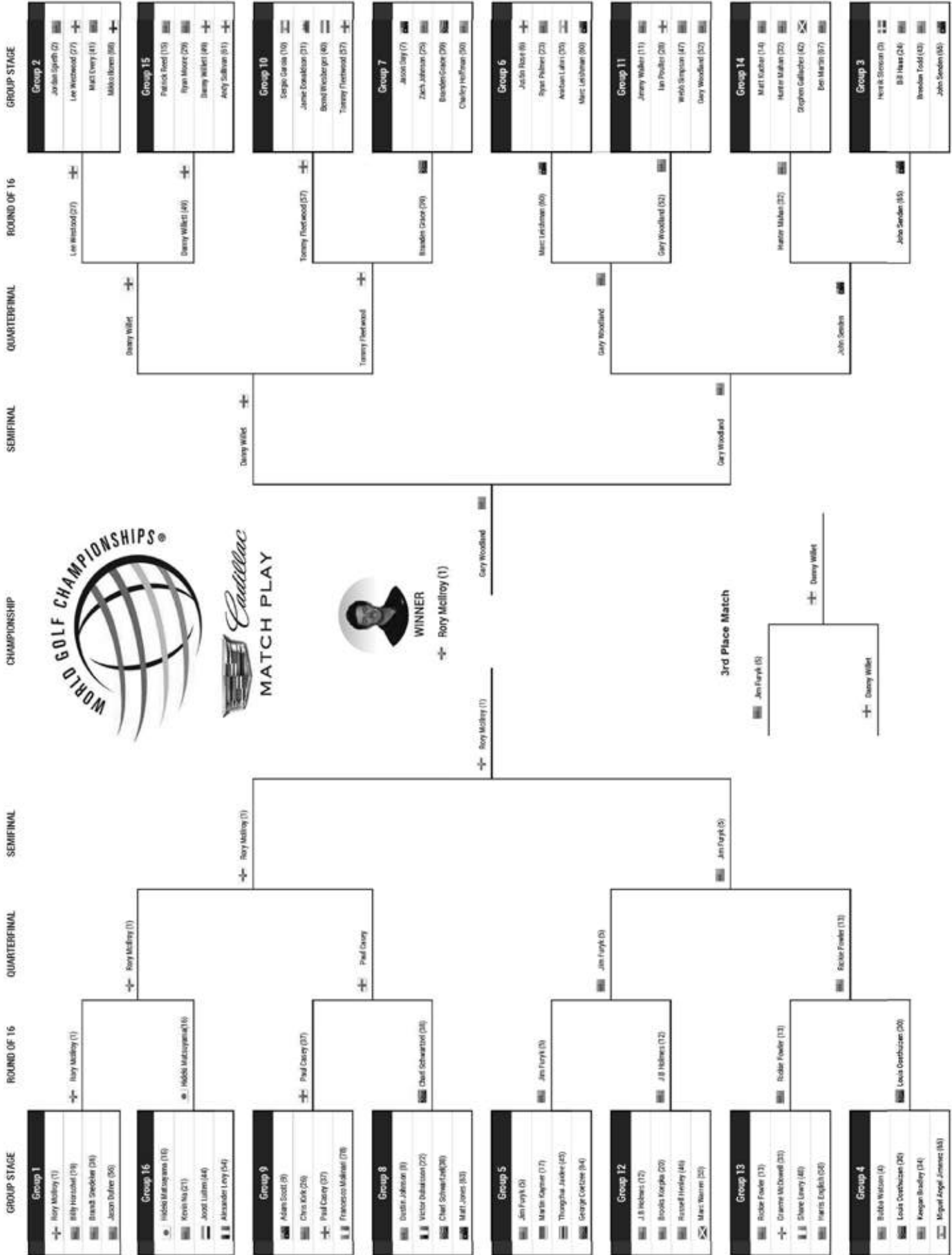
2017 Dell Technologies Match Play




2016 Dell Match Play




2015 Cadillac Match Play




2014 Accenture Match Play Championship




2013 Accenture Match Play Championship




2012 Accenture Match Play Championship




2011 Accenture Match Play Championship




2010 Accenture Match Play Championship




2009 Accenture Match Play Championship




2008 Accenture Match Play Championship




2007 Accenture Match Play Championship




2006 Accenture Match Play Championship




2005 Accenture Match Play Championship




2004 Accenture Match Play Championship




2003 Accenture Match Play Championship




2002 Accenture Match Play Championship



2001 Accenture Match Play Championship



2000 Accenture Match Play Championship



Dell Technologies Match Play Records

Longest Championship Match (pre-2011):

Jeff Maggert def. **Andrew Magee**, 1999, 38 holes

Longest Championship Match (post-2011):

Jason Day def. **Victor Dubuisson**, 2014, 23 holes

Longest match (non-championship):

26 holes, **Scott Verplank** def. **Lee Westwood**, first round, **2006**

26 holes, **Mike Weir** def. **Loren Roberts**, first round, **2003**

25 holes, **Vijay Singh** def. **Rod Pampling**, third round, **2008**

25 holes, **Henrik Stenson** def. **Trevor Immelman**, second round, **2008**

25 holes, **Darren Clarke** def. **Eduardo Romero**, first round, **2004**

Largest margin of victory:

9 and 8, **Tiger Woods** def. **Stephen Ames**, first round, **2006**

8 and 7, **Ben Crane** def. **Rory McIlroy**, second round, **2011**

8 and 7, **Tiger Woods** def. **Stewart Cink**, final round, **2008** (36-hole Championship Match)

8 and 7, **Stephen Ames** def. **Robert Karlsson**, first round, **2007**

8 and 6, **Kevin Kisner** def. **Ian Poulter**, quarterfinal, **2018**

8 and 6, **Zach Johnson** def. **Martin Kaymer**, second round, **2016**

8 and 6, **Mike Weir** def. **Alvaro Quiros**, first round, **2010**

Most matches played:

46, **Sergio Garcia**, (2000: 3, 2002: 3, 2003: 1, 2004: 1, 2005: 3, 2007: 2, 2008: 2, 2009: 1, 2010: 6, 2012: 1; 2013: 2; 2014: 3, 2015: 3, 2016: 3, 2017: 3, 2018: 4, 2019: 5)

45, **Ian Poulter**, (2004: 4, 2005: 6, 2006: 1, 2007: 3, 2008: 2, 2009: 3, 2010: 6, 2011: 1, 2012: 1, 2013: 6, 2014: 1, 2015: 3, 2018: 5, 2019: 3)

44, **Paul Casey**, (2003: 1, 2004: 1, 2005: 1, 2006: 1, 2007: 4, 2008: 3, 2009: 6, 2010: 5, 2011: 2, 2015: 5, 2016: 3, 2017: 4, 2018: 3, 2019: 4)

43, **Tiger Woods**, (1999: 4, 2000: 6, 2002: 1, 2003: 6, 2004: 6, 2005: 2, 2006: 3, 2007: 3, 2008: 6, 2009: 2, 2011: 1, 2012: 2, 2013: 1)

41, **Phil Mickelson**, (1999:3, 2000: 1, 2002: 1, 2003: 3, 2004: 4, 2005: 3, 2006: 3, 2007: 2, 2008: 2, 2009: 3, 2011: 2, 2016: 3, 2017: 5, 2018: 3, 2019: 3)

41, **Jim Furyk**, (1999: 1; 2000: 3; 2002: 3; 2003:3; 2005: 1; 2006: 1; 2007: 2; 2008: 1; 2009: 3; 2010: 2; 2011: 1; 2012: 1; 2013: 3; 2014: 4, 2015: 7, 2017: 3, 2019: 3)

Most matches won:

33, **Tiger Woods** (33-10)

29, **Ian Poulter** (29-16-0)

28, **Matt Kuchar** (28-10-4)

27, **Rory McIlroy** (27-12-2)

26, **Paul Casey** (26-15-2)

25, **Phil Mickelson** (25-16-0)

24, **David Toms** (24-11)

Most consecutive matches won:

13, **Tiger Woods**, 2003-05

Most consecutive wins (current streak):

6, **Kevin Kisner**, 2019

Lowest seed to win:

No. 62, **Kevin Sutherland**, 2002

No. 55, **Steve Stricker**, 2001

No. 52, **Geoff Ogilvy**, 2006

Highest seed to win:

No. 1, **Tiger Woods**, 2003-04, 2008

No. 1, **Rory McIlroy**, 2015

No. 1, **Dustin Johnson**, 2017

Most higher seeds defeated in one championship:

6, **Bubba Watson**, 2018

6, **Kevin Sutherland**, 2001

5, **Kevin Kisner**, 2019

Lowest seed to advance past group play:

Soren Kjeldsen, No. 62, eliminated in quarterfinals, **2017**

Charles Howell III, No. 61, eliminated in the round of 16, **2017**

John Senden, No. 60, eliminated in quarterfinals, **2015**

Holes-in-one:

Matt Kuchar, 8-iron, 181-yard seventh hole (Austin Country Club), **2018**

Hideto Tanihara, 8-iron, 201-yard seventh hole (Austin Country Club), **2017**

Ben Martin, Hybrid, 230-yard 17th hole (TPC Harding Park), **2015**

Ben Crane, 6-iron, 184-yard 16th hole (La Costa Resort and Spa), **2006**

Scott McCarron, 4-iron on 204-yard 14th hole (La Costa Resort and Spa), **2002**

Best finish by a left-hander:

Won, **Bubba Watson**, 2018

4th, **Bubba Watson**, 2011

T5, **Phil Mickelson**, 2004, 2017

T5, **Nick O'Hern**, 2001, 2005

Most countries represented by the final four players:

4 in 2016 (Jason Day, Australia; Rory McIlroy, Northern Ireland, Louis Oosthuizen, South Africa; Rafa Cabrera-Bello, Spain)

4 in 2014 (Rickie Fowler, United States; Jason Day, Australia, Victor Dubuisson, France; Ernie Els, South Africa)

4 in 2007 (Chad Campbell, United States; Henrik Stenson, Sweden; Trevor Immelman, South Africa; Geoff Ogilvy, Australia)

4 in 2001 (Steve Stricker, United States; Pierre Fulke, Sweden; Ernie Els, South Africa; Toru Taniguchi, Japan)

Dell Technologies Match Play Records

Fewest countries represented by the final four players:

1 in 1999 (United States: Jeff Maggert, Andrew Magee, John Huston and Steve Pate)

1 in 2002 (United States: Kevin Sutherland, Scott McCarron, Brad Faxon, Paul Azinger).

Most countries and territories represented:

21, 2016

20, 2014

Largest number of group top seeds to advance past group play:

8, 2016

Largest lead during a match:

9-up, **David Toms** over **Chris DiMarco**, Championship Match, 2005

Defending champions eliminated in the first round (pre-2015):

2012, **Luke Donald**, 5 and 4 to **Ernie Els**

2011, **Ian Poulter**, 19 holes to **Stewart Cink**

2002, **Steve Stricker**, 3 and 2 to **Chris DiMarco**

2000, **Jeff Maggert**, 6 and 5 to **Bob Tway**

Defending champions eliminated in group play (2015-present):

2019, **Bubba Watson**, 1-2

2018, **Dustin Johnson**, 0-3

2017, **Jason Day**, 0-3 (WD)

2015, **Jason Day**, 0-3

Most holes played to reach Championship Match (pre-2015 format change):

95, **Geoff Ogilvy**, 2006

89, **Jeff Maggert**, 1999

88, **Jeff Ogilvy**, 2009

88, **Andrew Magee**, 1999

Fewest holes played to reach Championship Match (pre-2015 format change):

79, **Matt Kuchar**, 2013

79, **Hunter Mahan**, 2012

79, **Geoff Ogilvy**, 2007

77, **Tiger Woods**, 2003

76, **Hunter Mahan**, 2013

73, **Luke Donald**, 2011

Most holes played to reach Championship Match (post-2015 format change):

113, **Jason Day**, 2016

112, **Dustin Johnson**, 2017

112, **Louis Oosthuizen**, 2016

108, **Bubba Watson**, 2018

108, **Jon Rahm**, 2017

105, **Rory McIlroy**, 2015

101, **Gary Woodland**, 2015

Youngest to compete:

2011, Matteo Manassero, 17 years, 10 months, 4 days

2010, Ryo Ishikawa, 18 years, 5 months, 4 days,

Oldest to compete:

2005, Jay Haas, 51 years, 2 months, 22 days

Youngest to win:

2015, Rory McIlroy, 25 years, 11 months, 25 days

Oldest to win:

2018, Bubba Watson, 39 years, 4 months, 20 days

ADDITIONAL WORLD GOLF CHAMPIONSHIPS RECORDS:

Most World Golf Championships wins

18, **Tiger Woods**

6, **Dustin Johnson**

3, **Geoff Ogilvy**

3, **Phil Mickelson**

3, **Rory McIlroy**

Youngest to win

Patrick Reed, 2014 Mexico Championship, 23 years, 7 months, 4 days

Oldest to win

Phil Mickelson, 2018 Mexico Championship, 47 years, 8 months, 16 days

Dell Technologies Match Play Records

Robert Allenby (9-11)

- 2001 R1: beat Nobuhito Sato, 2 and 1
R2: lost to Dudley Hart, 5 and 4
- 2002 R1: lost to Kirk Triplett, 3 and 2
- 2003 R1: beat Trevor Immelman, 4 and 2
R2: beat Jeff Sluman, 1-up
R3: lost to Peter Lonard, 1-up
- 2004 R1: beat Brian Davis, 3 and 2
R2: lost to Adam Scott, 23 holes
- 2005 R1: beat Todd Hamilton, 6 and 5
R2: beat Graeme McDowell, 1-up
R3: beat Kirk Triplett, 2 and 1
QF: lost to Retief Goosen, 4 and 3
- 2006 R1: beat K.J. Choi, 3 and 2
R2: lost to Tiger Woods, 1-up
- 2007 R1: lost to Tim Clark, 2 and 1
- 2008 R1: lost to Henrik Stenson 1-up
- 2009 R1: lost to Ross Fisher, 1-up
- 2010 R1: beat Peter Hanson, 4 and 2
R2: lost to Luke Donald, 2 and 1
- 2011 R1: lost to Ross Fisher, 4 and 3

Stephen Ames (4-6)

- 2005 R1: lost to Mark Hensby, 7 and 6
- 2006 R1: lost to Tiger Woods, 9 and 8
- 2007 R1: beat Robert Karlsson, 8 and 7
R2: beat Vijay Singh, 19 holes
R3: beat Stewart Cink, 3 and 1
QF: lost to Chad Campbell, 1-up
- 2008 R1: lost to Charles Howell III, 19 holes
- 2009 R1: beat Alvaro Quiros, 1-up
R2: lost to Peter Hanson, 2 and 1
- 2010 R1: lost to Paul Casey, 5 and 4

Byeong-Hun An (2-6-2)

- 2016 G1: halved with Scott Piercy
G2: beat Jason Dufner, 2-up
G3: halved with Rickie Fowler
Won tiebreaker over Piercy with a birdie 3 on the first playoff hole
R4: lost to Rafa Cabrera-Bello, concession (neck injury)
- 2017 G1: lost to Charl Schwartzel, 6 and 5
G2: lost to Paul Casey, 2 and 1
G3: lost to Joost Luiten, 1-up
- 2019 G1: lost to Tommy Fleetwood, 3 and 2
G2: lost to Louis Oosthuizen, 1-up
G3: beat Kyle Stanley, 6 and 5

Abraham Ancer (2-1-0)

- 2019 G1: lost to Paul Casey, 5 and 3
G2: beat Cameron Smith, 3 and 2
G3: beat Charles Howell III, 5 and 3

Billy Andrade (0-1)

- 2002 R1: lost to Jim Furyk, 20 holes

Kiradech Aphibarnrat (7-5-0)

- 2014 R1: lost to Henrik Stenson, 2 and 1
- 2016 G1: beat Jimmy Walker, 2 and 1

G2: lost to Dustin Johnson, 5 and 4

G3: beat Robert Streb, 1-up

Lost tiebreaker to Johnson on the first playoff hole

2018 G1: beat Chez Reavie, 3 and 2

G2: beat Keegan Bradley, 1-up

G3: beat Jon Rahm, 4 and 3

R4: beat Charles Howell III, 1-up

QF: lost to Bubba Watson, 5 and 3

2019 G1: lost to Marc Leishman, 2-up

G2: beat Bryson DeChambeau, 2 and 1

G3: lost to Russell Knox, 2-up

Stuart Appleby (6-11)

1999 R1: lost to Bill Glasson, 2 and 1

2000 R1: lost to Scott Hoch, 1-up

2001 R1: beat Kenny Perry, 2-up

R2: beat Per-Ulrik Johansson, 4 and 3

R3: lost to Toru Taniguchi, 2 and 1

2002 R1: lost to Bob Estes, 1-up

2003 R1: lost to Chris Riley, 1-up

2004 R1: beat Justin Rose, 5 and 4

R2: lost to Chris DiMarco, 19 holes

2005 R1: beat Joakim Haeggman, 19 holes

R2: lost to Ian Poulter, 6 and 5

2006 R1: lost to Tom Lehman, 3 and 2

2007 R1: lost to Charles Howell III, 4 and 3

2008 R1: beat Tim Clark, 3 and 2

R2: beat Phil Mickelson, 2 and 1

R3: lost to Justin Leonard, 3 and 2

2009 R1: lost to Martin Kaymer, 1-up

Woody Austin (3-1)

2008 R1: beat Toru Taniguchi, 6 and 5

R2: beat Adam Scott, 19 holes

R3: beat Boo Weekley, 3 and 2

QF: lost to Henrik Stenson, 2-up

Paul Azinger (5-4)

1999 R1: beat Ernie Els, 1-up

R2: lost to Loren Roberts, 2 and 1

2000 R1: lost to Darren Clarke, 2 and 1

2002 R1: beat Jesper Parnevik, 1-up

R2: beat Davis Love III, 1-up

R3: beat Niclas Fasth, 20 holes

QF: beat Bob Estes, 2 and 1

SF: lost to Scott McCarron, 1-up

Consolation: lost to Brad Faxon, 19 holes

Aaron Baddeley (4-4)

2007 R1: beat Shingo Katayama, 1-up

R2: beat Luke Donald, 1-up

R3: lost to Henrik Stenson, 4 and 3

2008 R1: beat Mark Calcavecchia, 4 and 2

R2: beat David Toms, WD

R3: lost to Tiger Woods, 20 holes

2009 R1: lost to Paul Casey, 1-up

2012: R1: lost to Louis Oosthuizen, 2 and 1

Dell Technologies Match Play Records

Briny Baird (0-1)

2004 R1: lost to Davis Love III, 2 and 1

Sang Moon Bae (3-1)

2012 R1: beat Ian Poulter, 4 and 3
R2: beat Charl Schwartzel, 1-up
R3: beat John Senden, 1-up
QF: lost to Rory McIlroy, 3 and 2

Rich Beem (0-2)

2003 R1: lost to Steve Lowery, 2-up
2004 R1: lost to Mike Weir, 3 and 2

Daniel Berger (1-8-0)

2016 G1: lost to Patrick Reed, 1-up
G2: lost to Phil Mickelson, 1-up
G3: lost to Matthew Fitzpatrick, concession (injured wrist)
2017 G1: beat J.B. Holmes, 7 and 5
G2: lost to Phil Mickelson, 5 and 4
G3: lost to Si Woo Kim, 1-up
2018 G1: lost to Kevin Chappell, 3 and 2
G2: lost to Ian Poulter, 2 and 1
G3: lost to Tommy Fleetwood, 2 and 1

Lucas Bjerregaard (4-2-1)

2019 G1: beat Justin Thomas, 3 and 2
G2: tied Keegan Bradley
G3: beat Matt Wallace, 1-up
R4: beat Henrik Stenson, 3 and 2
QF: beat Tiger Woods, 1-up
SF: lost to Matt Kuchar, 1-up
Third-place match: Lost to Francesco Molinari, 4 and 2

Thomas Bjorn (6-10)

1999 R1: beat Brian Watts, 1-up
R2: lost to Andrew Magee, 2 and 1
2000 R1: beat Glen Day, 1-up
R2: beat Colin Montgomerie, 23 holes
R3: lost to Darren Clarke, 1-up
2003 R1: lost to Jerry Kelly, 5 and 4
2004 R1: beat Scott Hoch, 4 and 3
R2: lost to Fredrik Jacobson, 5 and 4
2005 R1: lost to Rory Sabbatini, 6 and 5
2007 R1: lost to Trevor Immelman, 6 and 5
2011 R1: beat Tiger Woods, 19 holes
R2: lost to Geoff Ogilvy, 1-up
2012 R1: lost to Francesco Molinari, 20 holes
2013 R1: lost to Peter Hanson, 3 and 2
2014 R1: beat Francesco Molinari, 2 and 1
R2: lost to Jordan Spieth, 5 and 4

Jonas Blixt (1-1)

2014 R1: beat Keegan Bradley, 2 and 1
R2: lost to Bubba Watson, 2-up

Keegan Bradley (1-8-4)

2012 R1: beat Geoff Ogilvy, 4 and 3
R2: lost to Miguel Angel-Jimenez, 2 and 1

2013 R1: lost to Marcus Fraser, 1-up
2014 R1: lost to Jonas Blixt, 2 and 1
2015 G1: lost to Louis Oosthuizen, 6 and 5
G2: lost to Bubba Watson, 4 and 2
G3: lost to Miguel Angel Jimenez, 2-up
2018 G1: halved with Jon Rahm
G2: lost to Kiradech Aphibarnrat, 1-up
G3: halved with Chez Reavie
2019 G1: lost to Matt Wallace, 1-up
G2: tied Lucas Bjerregaard
G3: tied Justin Thomas

Michael Bradley (1-1)

1999 R1: beat Mark O'Meara, 4 and 2
R2: lost to Jose Maria Olazabal, 2 and 1

Paul Broadhurst (0-1)

2006 R1: lost to Retief Goosen, 5 and 4

Olin Browne (0-1)

2000 R1: lost to Davis Love III, 2 and 1

Bart Bryant (0-2)

2006 R1: lost to John Daly, 4 and 2
2007 R1: lost to Ian Poulter, 5 and 4

Jonathan Byrd (2-3)

2008 R1: beat Ernie Els, 6 and 5
R2: beat Andres Romero, 6 and 4
R3: lost to Henrik Stenson, 1-up
2011 R1: lost to Rory McIlroy, 4 and 2
2012 R1: lost to Mat Kuchar, 1-up

Angel Cabrera (6-9)

2000 R1: lost to David Duval, 4 and 3
2002 R1: lost to Nick Price, 2 and 1
2003 R1: beat Scott Verplank, 3 and 2
R2: lost to Alex Cjeka, 4 and 2
2005 R1: beat Paul Casey, 4 and 2
R2: lost to Phil Mickelson, 4 and 3
2006 R1: beat Peter Lonard, 1-up
R2: lost to Pdraig Harrington, 19 holes
2007 R1: lost to Chad Campbell, 1-up
2008 R1: beat Anders Hansen, 3 and 2
R2: beat Luke Donald, 2 and 1
R3: beat Steve Stricker, 4 and 3
QF: lost to Stewart Cink, 3 and 2
2009 R1: lost to Phil Mickelson, 19 holes
2010 R1: lost to Adam Scott, 3 and 2

Rafa Cabrera-Bello (10-7-2)

2012 R1: lost to Jason Day, 19 holes
2013 R1: beat Lee Westwood, 19 holes
R2: lost to Martin Kaymer, 2 and 1
2016 G1: beat Hideki Matsuyama, 1-up
G2: beat Kevin Kisner, 4 and 3
G3: halved with Soren Kjeldsen
R4: beat Byeong-Hun An, concession

Dell Technologies Match Play Records

- QF: beat Ryan Moore, 2 and 1
SF: lost to Louis Oosthuizen, 4 and 3
Consolation: beat Rory McIlroy, 3 and 2
- 2017 G1: beat Jeunghun Wang, 4 and 3
G2: lost to Charles Howell III, 1-up
G3: beat Tyrrell Hatton, 2 and 1
Lost tiebreaker with Hatton/Howell III on the fifth playoff hole.
Howell III advanced.
- 2018 G1: beat Satoshi Kodaira, 2 and 1
G2: lost to Charles Howell III, 3 and 1
G3: lost to Phil Mickelson, 1-up
- 2019 G1: lost to Tyrrell Hatton, 4 and 3
G2: tied Lee Westwood
G3: beat Xander Schauffele, 1-up

Mark Calcavecchia (4-5)

- 1999 R1: lost to Carlos Franco, 2 and 1
- 2000 R1: beat Nick Price, 2 and 1
R2: beat Jose Maria Olazabal, 4 and 3
R3: lost to Paul Lawrie, 21 holes
- 2002 R1: beat Jerry Kelly, 3 and 2
R2: beat Chris DiMarco, 2 and 1
R3: lost to Jose Maria Olazabal, 2-up
- 2006 R1: lost to Chris DiMarco, 2 and 1
- 2008 R1: lost to Aaron Baddeley, 4 and 2

Chad Campbell (11-6)

- 2004 R1: beat Tim Herron, 3 and 2
R2: beat Loren Roberts, 3 and 1
R3: lost to Jerry Kelly, 1-up
- 2005 R1: beat Fredrik Jacobson, 2-up
R2: beat Miguel Angel Jimenez, 24 holes
R3: lost to Retief Goosen, 19 holes
- 2006 R1: beat Tim Herron, 4 and 2
R2: beat Henrik Stenson, 1-up
R3: beat Tiger Woods, 1-up
QF: lost to Tom Lehman, 21 holes
- 2007 R1: beat Angel Cabrera, 1-up
R2: beat Jim Furyk, 19 holes
R3: beat David Toms, 1-up
QF: beat Stephen Ames, 1-up
SF: lost to Geoff Ogilvy, 3 and 2
Consolation: lost to Trevor Immelman, 4 and 2
- 2010 R1: lost to Martin Kaymer, 4 and 2

Michael Campbell (2-7)

- 2000 R1: lost to Tiger Woods 5 and 4
- 2001 R1: beat Mathias Gronberg, 4 and 3
R2: beat Toshi Izawa, 6 and 4
R3: lost to Pierre Fulke, 1-up
- 2002 R1: lost to Niclas Fasth, 2 and 1
- 2003 R1: lost to Jeff Sluman, 3 and 2
- 2004 R1: lost to Chris DiMarco, 2 and 1
- 2006 R1: lost to Geoff Ogilvy, 19 holes
- 2007 R1: lost to Justin Rose, 6 and 5

Patrick Cantlay (3-2-1)

- 2018 G1: lost to Cameron Smith, 2-up

- G2: beat Yusaku Miyazato, 1-up
G3: beat Hideki Matsuyama, 4 and 3
- 2019 G1: tied Brandt Snedeker
G2: beat Aaron Wise, 4 and 2
G3: lost to Tiger Woods, 4 and 2

Paul Casey (26-15-2)

- 2003 R1: lost to Davis Love III, 5 and 4
- 2004 R1: lost to Shaun Micheel, 21 holes
- 2005 R1: lost to Angel Cabrera, 4 and 2
- 2006 R1: lost to Henrik Stenson, 1-up
- 2007 R1: beat Mike Weir, 1-up
R2: beat Colin Montgomerie, 4 and 3
R3: beat Shaun Micheel, 1-up
QF: lost to Geoff Ogilvy, 5 and 4
- 2008 R1: beat Robert Karlsson, 2-up
R2: beat Bradley Dredge, 2 and 1
R3: lost to K.J. Choi, 2-up
- 2009 R1: beat Aaron Baddeley, 1-up
R2: beat Mathew Goggin, 6 and 4
R3: beat Peter Hanson, 4 and 2
QF: beat Sean O'Hair, 4 and 3
SF: beat Ross Fisher, 2 and 1
Championship: lost to Geoff Ogilvy, 4 and 3
- 2010 R1: beat Stephen Ames, 5 and 4
R2: beat Mike Weir, 5 and 4
R3: beat Brian Gay, 5 and 4
QF: beat Stewart Cink, 5 and 4
SF: beat Camilo Villegas, 24 holes
Championship: lost to Ian Poulter, 4 and 2
- 2011 R1: beat Richard Green, 19 holes
R2: lost to Jason Day, 4 and 2
- 2015 G1: beat Chris Kirk, 22 holes
G2: beat Adam Scott, 1-up
G3: beat Francesco Molinari, 1-up
R4: beat Charl Schwartzel, 3 and 1
QF: lost to Rory McIlroy, 22 holes
- 2016 G1: lost to Thongchai Jaidee, 2 and 1
G2: halved with Graeme McDowell
G3: lost to Jason Day, concession
- 2017 G1: beat Joost Luiten, 2 and 1
G2: beat Byeong Hun An, 1-up
G3: beat Charl Schwartzel, 4 and 3
R4: lost to Hideto Tanihara, 2 and 1
- 2018 G1: beat Russell Henley, 1-up
G2: beat Kyle Stanley, 4 and 2
G3: lost to Matthew Fitzpatrick, 3 and 2
Lost a tiebreaker to Kyle Stanley's birdie on the second extra hole
- 2019 G1: beat Abraham Ancer, 5 and 3
G2: tied Charles Howell III
G3: beat Cameron Smith, 4 and 3
R4: lost to Francesco Molinari, 5 and 4

Alex Cejka (3-3)

- 2003 R1: beat Colin Montgomerie, 4 and 2
R2: beat Angel Cabrera, 4 and 2
R3: lost to David Toms, 1-up

Dell Technologies Match Play Records

- 2004 R1: beat Justin Leonard, 4 and 3
R2: lost to Darren Clarke, 6 and 5
2005 R1: lost to Sergio Garcia, 4 and 3

Greg Chalmers (0-2)

- 2001 R1: lost to Tom Lehman, 2 and 1
2012 R1: lost to Martin Kaymer, 4 and 2

Kevin Chappell (2-4-0)

- 2017 G1: lost to Jon Rahm, 3 and 2
G2: lost to Sergio Garcia, 4 and 3
G3: beat Shane Lowry, 1-up
2018 G1: beat Daniel Berger, 3 and 2
G2: lost to Tommy Fleetwood, 7 and 6
G3: conceded to Ian Poulter

K. J. Choi (6-10)

- 2003 R1: beat Fred Funk, 1-up
R2: lost to Tiger Woods, 5 and 3
2004 R1: lost to Stewart Cink, 4 and 2
2005 R1: lost to Tom Lehman, 4 and 2
2006 R1: lost to Robert Allenby, 3 and 2
2007 R1: beat Carl Pettersson, 2 and 1
R2: lost to Henrik Stenson, 1-up
2008 R1: beat Camilo Villegas, 3 and 2
R2: beat Ian Poulter, 19 holes
R3: beat Paul Casey, 2-up
QF: lost to Tiger Woods, 3 and 2
2009 R1: lost to Oliver Wilson, 3 and 1
2011 R1: beat Retief Goosen, 1-up
R2: lost to Ryan Moore, 5 and 4
2012 R1: lost to Kyle Stanley, 2 and 1
2013 R1: lost to Justin Rose, 2 and 1

Daniel Chopra (0-1)

- 2008 R1: lost to Steve Stricker, 20 holes

Stewart Cink (22-12)

- 1999 R1: beat Payne Stewart, 3 and 2
R2: beat Craig Parry, 3 and 2
R3: lost to Tiger Woods, 2 and 1
2000 R1: lost to Retief Goosen, 3 and 2
2001 R1: lost to Mark McNulty, 1-up
2002 R1: lost to Charles Howell III, 4 and 3
2004 R1: beat K.J. Choi, 4 and 2
R2: lost to Colin Montgomerie, 5 and 4
2005 R1: beat Fred Funk, 2-up
R2: beat Tom Lehman, 2 and 1
R3: beat Davis Love III, 20 holes
QF: lost to Chris DiMarco, 2 and 1
2006 R1: lost to Mike Weir, 4 and 3
2007 R1: beat Jeev Singh, 3 and 2
R2: beat Pdraig Harrington, 1-up
R3: lost to Stephen Ames, 3 and 1
2008 R1: beat Miguel Angel Jimenez, 4 and 3
R2: beat Pdraig Harrington, 2-up
R3: beat Colin Montgomerie, 4 and 2
QF: beat Angel Cabrera, 3 and 2

- SF: beat Justin Leonard, 4 and 2
Championship: lost to Tiger Woods, 8 and 7
2009 R1: beat Richard Sterne, 19 holes
R2: beat Lee Westwood, 23 holes
R3: beat Phil Mickelson, 1-up
QF: beat Ernie Els, 2 and 1
SF: lost to Geoff Ogilvy, 4 and 2
Consolation: beat Ross Fisher, 1-up
2010 R1: beat Edoardo Molinari, 2-up
R2: beat Sean O'Hair, 1-up
R3: beat Charl Schwartzel, 19 holes
QF: lost to Paul Casey, 5 and 4
2011 R1: beat Ian Poulter, 19 holes
R2: lost to Y.E. Yang, 4 and 3

Tim Clark (5-8)

- 2003 R1: lost to Darren Clarke, 4 and 3
2005 R1: lost to Craig Parry, 1-up
2006 R1: lost to Arron Oberholser, 21 holes
2007 R1: beat Robert Allenby, 2 and 1
R2: lost to Tiger Woods, 5 and 4
2008 R1: lost to Stuart Appleby, 3 and 2
2009 R1: beat Retief Goosen, 3 and 2
R2: beat Tiger Woods, 4 and 2
R3: lost to Rory McIlroy, 4 and 3
2010 R1: beat Vijay Singh, 1-up
R2: beat Martin Kaymer, 3 and 2
R3: lost to Sergio Garcia, 2 and 1
2013 R1: beat Adam Scott, 2 and 1
R2: beat Thorbjorn Olesen, 3 and 2
R3: lost to Ian Poulter, 5 and 3

George Coetzee (4-4)

- 2012 R1: lost to Rory McIlroy, 2-up
2013 R1: lost to Martin Kaymer, 2 and 1
2014 R1: beat Steve Stricker, 3 and 1
R2: beat Patrick Reed, 21 holes
R3: lost to Jason Day, 3 and 1
2015 G1: lost to Jim Furyk, 3 and 2
G2: beat Martin Kaymer, 19 holes
G3: beat Thongchai Jaidee, 21 holes

Nicolas Colsaerts (3-2)

- 2012 R1: lost to Lee Westwood, 3 and 1
2013 R1: beat Bill Haas, 5 and 4
R2: beat Justin Rose, 4 and 2
R3: lost to Matt Kuchar, 4 and 3

Darren Clarke (14-8)

- 1999 R1: lost to Andrew Magee, 1-up
2000 R1: beat Paul Azinger, 2 and 1
R2: beat Mark O'Meara, 5 and 4
R3: beat Thomas Bjorn, 1-up
QF: beat Hal Sutton, 1-up
SF: beat David Duval, 4 and 3
Championship: beat Tiger Woods, 4 and 3
2002 R1: lost to Matt Gogel, 2 and 1
2003 R1: beat Tim Clark, 4 and 3

Dell Technologies Match Play Records

R2: beat Davis Love III, 7 and 6
R3: beat Jim Furyk, 2-up
QF: lost to Peter Lonard, 2-up
2004 R1: beat Eduardo Romero, 25 holes
R2: beat Alex Cjeka, 6 and 5
R3: beat Kenny Perry, 3 and 2
QF: beat Jerry Kelly, 5 and 3
SF: lost to Davis Love III, 21 holes
Consolation: beat Stephen Leaney, 1-up
2005 R1: lost to Graeme McDowell, 1-up
2006 R1: lost to Shigeki Maruyama, 4 and 3
2007 R1: lost to Sergio Garcia, 19 holes
2012 R1: lost to Nick Watney, 5 and 4

José Coceres (0-1)

2001 R1: lost to Brad Faxon, 3 and 2

Andrew Coltart (2-1)

2001 R1: beat Phillip Price, 3 and 2
R2: beat David Toms, 4 and 2
R3: lost to Craig Stadler, 19 holes

John Cook (2-3)

1999 R1: lost to Greg Norman, 3 and 2
2002 R1: beat Phil Mickelson, 3 and 2
R2: beat Lee Westwood, 1-up
R3: lost to Brad Faxon, 3 and 2
2003 R1: lost to Padraig Harrington, 4 and 3

Fred Couples (4-5)

1999 R1: beat Dudley Hart, 2-up
R2: beat Scott Hoch, 1-up
R3: lost to Steve Pate, 1-up
2000 R1: lost to Joe Ozaki, 1-up
2003 R1, beat Bob Tway, 3 and 2
R2, lost to Davis Love III, 3 and 2
2005 R1: beat Peter Lonard, 1-up
R2: lost to Retief Goosen, 1-up
2006 R1: lost to Sean O'Hair, 19 holes

Ben Crane (6-5)

2006 R1: beat Justin Leonard, 4 and 3
R2: lost to Retief Goosen, 2 and 1
2007 R1: beat Davis Love III, 3 and 1
R2: lost to David Toms, 3 and 2
2010 R1: beat Henrik Stenson, concession
R2: beat Y.E. Yang, 3 and 2
R3: lost to Camilo Villegas, 3 and 2
2011 R1: beat Adam Scott, 4 and 2
R2: beat Rory McIlroy, 8 and 7
R3: lost to Miguel A. Jimenez, 7 and 6
2012 R1: lost to Bubba Watson, 2 and 2

Ben Curtis (1-2)

2004 R1: beat Charles Howell III, 2 and 1
R2: lost to Phil Mickelson, 7 and 6
2009 R1: lost to Luke Donald, 19 holes

John Daly (1-2)

2002 R1: lost to Rocco Mediate, 5 and 4
2005 R1: beat Justin Leonard, 1-up
R2: lost to Chris DiMarco, 4 and 3

Brian Davis (0-1)

2003 R1: lost to Robert Allenby, 2 and 1

Glen Day (1-3)

1999 R1: lost to Lee Janzen, 3 and 2
2000 R1: lost to Thomas Bjorn, 1-up
2001 R1: beat Kirk Triplett, 3 and 1
R2: lost to Pierre Fulke, 20 holes

Jason Day (22-14-0)

2011 R1: beat K.T. Kim, 3 and 2
R2: beat Paul Casey, 4 and 2
R3: lost to J.B. Holmes, 1-up
2012 R1: beat Rafa Cabrera-Bello, 19 holes
R2: lost to John Senden, 6 and 5
2013 R1: beat Zach Johnson, 6 and 5
R2: beat Russell Henley, 19 holes
R3: beat Bubba Watson, 4 and 3
QF: beat Graeme McDowell, 1-up
SF: lost to Matt Kuchar, 4 and 3
Consolation: beat Ian Poulter, 1-up
2014 R1: beat Thorbjorn Olesen, 2 up
R2: beat Billy Horschel, 22 holes
R3: beat George Coetzee, 3 and 1
QF: beat Louis Oosthuizen, 2 and 1
SF: beat Rickie Fowler, 3 and 2
Championship: beat Victor Dubuisson, 23 holes
2015 G1: lost to Charley Hoffman, 4 and 3
G2: lost to Branden Grace, 4 and 3
G3: lost to Zach Johnson, 3 and 2
2016 G1: beat Graeme McDowell, 3 and 2
G2: beat Thongchai Jaidee, 5 and 3
G3: beat Paul Casey, concession
R4: beat Brandt Snedeker, 3 and 2
QF: beat Brooks Koepka, 3 and 2
SF: beat Rory McIlroy, 1-up
Championship: beat Louis Oosthuizen, 5 and 4
2017 G1: lost to Pat Perez, concession (WD)
G2: lost to Lee Westwood, concession (WD)
G3: lost to Marc Leishman, concession (WD)
2018 G1: beat James Hahn, 4 and 2
G2: lost to Jason Dufner, 3 and 1
G3: lost to Louis Oosthuizen, 2-up
2019 G1: lost to Jim Furyk, 2-up
G2: lost to Henrik Stenson, 4 and 3
G3: lost to Phil Mickelson, 2-up

Bryson DeChambeau (1-2-0)

2019 G1: beat Russell Knox, 3 and 1
G2: lost to Kiradech Aphibarnrat, 2 and 1
G3: lost to Marc Leishman, 5 and 4

Dell Technologies Match Play Records

Graham DeLaet (0-1)

2014 R1: lost to Patrick Reed, 1-up

Chris DiMarco (11-7)

2001 R1: lost to Paul Lawrie, 5 and 4
2002 R1: beat Steve Stricker, 3 and 2
R2: lost to Mark Calcavecchia, 2 and 1
2003 R1: lost to Toshi Izawa, 2 and 1
2004 R1: beat Michael Campbell, 1-up
R2: beat Stuart Appleby, 19 holes
R3: lost to Phil Mickelson, 3 and 2
2005 R1: beat Tim Herron, 1-up
R2: beat John Daly, 4 and 3
R3: beat Jay Haas, 2 and 1
QF: beat Stewart Cink, 2 and 1
SF: beat Retief Goosen, 2 and 1
Championship: lost to David Toms, 6 and 5
2006: R1: beat Mark Calcavecchia, 2 and 1
R2: beat Arron Oberholser, 6 and 5
R3: lost to Davis Love III, 3 and 2
2007 R1: beat Brett Wetterich, 4 and 3
R2: lost to Trevor Immelman, 3 and 1

Luke Donald (17-9)

2005 R1: beat Zach Johnson, 4 and 3
R2: beat Kenny Perry, 3 and 2
R3: lost to Nick O'Hern, 5 and 4
2006 R1: beat Richard Green, 2 and 1
R2: beat Shigeki Maruyama, 4 and 3
R3: lost to Retief Goosen, 1-up
2007 R1: beat Miguel Angel Jimenez, 3 and 1
R2: lost to Aaron Baddeley, 1-up
2008 R1: beat Nick Dougherty, 2 and 1
R2: lost to Angel Cabrera, 2 and 1
2009 R1: beat Ben Curtis, 19 holes
R2: beat Vijay Singh, 19 holes
R3: lost to Ernie Els, WD
2010 R1: beat Graeme McDowell, 2 and 1
R2: beat Robert Allenby, 6 and 5
R3: lost to Oliver Wilson, 20 holes
2011 R1: beat Charley Hoffman, 6 and 5
R2: beat Edoardo Molinari, 2 and 1
R3: beat Matteo Manassero, 3 and 2
QF: beat Ryan Moore, 5 and 4
SF: beat Matt Kuchar, 6 and 5
Championship: beat Martin Kaymer, 3 and 2
2012 R1: lost to Ernie Els, 5 and 4
2013 R1: beat Marcel Siem, 1-up
R2: lost to Scott Piercy, 7 and 6
2014 R1: lost to Matteo Manassero, 5 and 4

Jamie Donaldson (4-4-0)

2013 R1: lost to Thorbjorn Olesen, 2 and 2
2014 R1: lost to Billy Horschel, 6 and 5
2015 G1: beat Bernd Wiesberger, 1-up
G2: lost to Tommy Fleetwood, 21 holes
G3: beat Sergio Garcia, 2 and 1
2016 G1: lost to Jordan Spieth, 3 and 2

G2: beat Justin Thomas, 2-up
G3: beat Victor Dubuisson, 1-up

Nick Dougherty (0-1)

2008 R1: lost to Luke Donald, 2 and 1

Bradley Dredge (2-2)

2007 R1: beat Ernie Els, 4 and 2
R2: lost to Ian Poulter, 3 and 1
2008 R1: beat Rory Sabbatini, 4 and 3
R2: lost to Paul Casey, 2 and 1

Simon Dyson (0-2)

2010 R1: lost to Sean O'Hair, 3 and 1
2012 R1: lost to John Senden, 4 and 3

Victor Dubuisson (6-6-0)

2014 R1: beat Kevin Streelman, 5 and 4
R2: beat Peter Hanson, 3 and 1
R3: beat Bubba Watson, 1-up
QF: beat Graeme McDowell, 1-up
SF: beat Ernie Els, 1-up
Championship: lost to Jason Day, 23 holes
2015 G1: lost to Charl Schwartzel, 5 and 4
G2: lost to Matt Jones, 2-up
G3: lost to Dustin Johnson, 2 and 1
2015 G1: beat Justin Thomas, 3 and 2
G2: lost to Jordan Spieth, 5 and 4
G3: lost to Jamie Donaldson, 1-up

Jason Dufner (6-10-1)

2012 R1: lost to Peter Hanson, 2 and 1
2013 R1: lost to Richard Sterne, 1-up
2014 R1: beat Scott Stallings, 19 holes
R2: beat Matteo Manassero, 2 and 1
R3: lost to Ernie Els, 1-up
2015 G1: lost to Rory McIlroy, 5 and 4
G2: lost to Billy Horschel, 3 and 2
G3: beat Brandt Snedeker, 1-up
2016 G1: beat Rickie Fowler, 2 and 1
G2: lost to Byeong-Hun An, 2-up
G3: lost to Scott Piercy, 1-up
2017 G1: halved with Patrick Reed
G2: lost to Brooks Koepka, 6 and 5
G3: lost to Kevin Kisner, 2 and 1
2018 G1: lost to Louis Oosthuizen, 1-up
G2: beat Jason Day, 3 and 1
G3: beat James Hahn, 2 and 1
Oosthuizen defeated Dufner in a sudden-death playoff with a par on the first extra hole

Scott Dunlap (0-1)

2001 R1: lost to Shigeki Maruyama, 2 and 1

Joe Durant (0-3)

2002 R1: lost to Paul McGinley, 5 and 4
2007 R1: lost to Niclas Fasth, 1-up

Dell Technologies Match Play Records

David Duval (6-4)

- 1999 R1: beat Stephen Leaney, 2 and 1
R2: lost to Bill Glasson, 2 and 1
2000 R1: beat Angel Cabrera, 4 and 3
R2: beat Tim Herron, 2 and 1
R3: beat Sergio Garcia, 2 and 1
QF: beat Scott Hoch, 5 and 4
SF: lost to Darren Clarke, 4 and 3
Consolation: beat Davis Love III, 5 and 4
2001 R1: lost to Kevin Sutherland, 20 holes
2002 R1: lost to Justin Rose, 20 holes

Johan Edfors (0-1)

- 2007 R1: lost to Colin Montgomerie, 2 and 1

Steve Elkington (0-3)

- 1999 R1: lost to Steve Jones, 2 and 1
2000 R1: lost to Jeff Sluman, 2 and 1
2006 R1: lost to David Howell, 22 holes

Ernie Els (15-15)

- 1999 R1: lost to Paul Azinger, 1-up
2000 R1: beat Bernhard Langer, 2 and 1
R2: lost to Bob Estes, 1-up
2001 R1: beat Greg Kraft, 4 and 2
R2: beat Hidemichi Tanaka, 1-up
R3: beat Jean Van de Velde, 1-up
QF: beat Craig Stadler, 1-up
SF: lost to Pierre Fulke, 2 and 1
Consolation: lost to Toru Taniguchi, 4 and 3
2002 R1: beat Jeff Sluman, 4 and 3
R2: lost to Tom Lehman, 19 holes
2003 R1: lost to Phil Tataurangi, 20 holes
2006 R1: lost to Bernhard Langer, 1-up
2007 R1: lost to Bradley Dredge, 4 and 2
2008 R1: lost to Jonathan Byrd, 6 and 5
2009 R1: beat Soren Hansen, 4 and 2
R2: beat Steve Stricker, 3 and 2
R3: beat Luke Donald, WD
QF: lost to Stewart Cink, 2 and 1
2011 R1: beat Jeff Overton, 19 holes
R2: lost to J.B. Holmes, 1-up
2012 R1: beat Luke Donald, 5 and 4
R2: lost to Peter Hanson, 5 and 4
2013 R1: lost to Fredrik Jacobson, 1-up
2014 R1: beat Stephen Gallacher, 19 holes
R2: beat Justin Rose, 20 holes
R3: beat Jason Dufner, 1-up
QF: beat Jordan Spieth, 4 and 2
SF: lost to Victor Dubuisson, 1-up
Consolation: lost to Rickie Fowler, 19 holes

Harris English (4-2)

- 2014 R1: beat Lee Westwood, 5 and 3
R2: beat Rory McIlroy, 19 holes
R3: lost to Jim Furyk, 1-up
2015 G1: lost to Rickie Fowler, 1-up
G2: beat Graeme McDowell, 2 and 1

G3: beat Shane Lowry, 1-up

Bob Estes (6-6)

- 1999 R1: lost to John Huston, 3 and 2
2000 R1: beat Steve Pate, 20 holes
R2: beat Ernie Els, 1-up
R3: lost to Miguel Angel Jimenez, 2 and 1
2001 R1: lost to Toru Taniguchi, 3 and 2
2002 R1: beat Stuart Appleby, 1-up
R2: beat Scott Verplank, 19 holes
R3: beat Nick Price, 1-up
QF: lost to Paul Azinger, 2 and 1
2003 R1: lost to Stephen Leaney, 2 and 1
2004 R1: beat Scott Verplank, 19 holes
R2: lost to Padraig Harrington, 3 and 2

Matt Every (0-3)

- 2015 G1: lost to Lee Westwood, 1-up
G2: lost to Jordan Spieth, 4 and 3
G3: lost to Mikko Ilonen, 8 and 6

Nick Faldo (0-1)

- 1999 R1: lost to Tiger Woods, 4 and 3

Niclas Fasth (6-6)

- 2002 R1: beat Michael Campbell, 2 and 1
R2: beat Vijay Singh, 3 and 2
R3: lost to Paul Azinger, 20 holes
2003 R1: beat Charles Howell III, 1-up
R2: lost to Nick Price, 2 and 1
2004 R1: lost to David Toms, 19 holes
2006 R1: lost to Colin Montgomerie, 23 holes
2007 R1: beat Joe Durant, 1-up
R2: beat Retief Goosen, 1-up
R3: lost to Geoff Ogilvy, 2 and 1
2008 R1: beat Richard Green, 6 and 5
R2: lost to Vijay Singh, 1-up

Brad Faxon (9-5)

- 1999 R1: lost to Bernhard Langer, 4 and 2
2001 R1: beat José Coceres, 3 and 2
R2: beat Chris Parry, 1-up
R3: beat Tom Lehman, 1-up
QF: lost to Pierre Fulke, 19 holes
2002 R1: beat Kenny Perry, 7 and 6
R2: beat Adam Scott, 3 and 2
R3: beat John Cook, 3 and 2
QF: beat Jose Maria Olazabal, 20 holes
SF: lost to Kevin Sutherland, 1-up
Consolation: beat Paul Azinger, 19 holes
2003 R1: beat Craig Parry, 2 and 1
R2: lost to Phil Mickelson, 3 and 2
2004 R1: lost to Steve Flesch, 19 holes

Gonzalo Fernandez-Castano (2-3)

- 2012 R1: lost to Tiger Woods, 1-up
2013 R1: beat Francesco Molinari, 2-up
R2: beat Charles Howell III, 6 and 5

Dell Technologies Match Play Records

2014 R3: lost to Webb Simpson, 2-up
R1: lost to Hunter Mahan, 3 and 2

Tony Finau (3-3-0)

2018 G1: beat Thomas Pieters, 2 and 1
G2: beat Kevin Na, 3 and 2
G3: lost to Alex Noren, 1-up
2019 G1: beat Keith Mitchell, 2 and 1
G2: lost to Kevin Kisner, 2-up
G3: lost to Ian Poulter, 1-up

Ross Fisher (9-8-0)

2009 R1: beat Robert Allenby, 1-up
R2: beat Pat Perez, 6 and 5
R3: beat Jim Furyk, 4 and 3
QF: beat Justin Leonard, 2 and 1
SF: lost to Paul Casey, 2 and 1
Consolation: lost to Stewart Cink, 1-up
2010 R1: lost to Thongchai Jaidee, 5 and 4
2011 R1: beat Robert Allenby, 4 and 3
R2: lost to Graeme McDowell, 4 and 2
2017 G1: lost to Louis Oosthuizen, 4 and 3
G2: beat Hideki Matsuyama, 2 and 1
G3: beat Jim Furyk, 4 and 2
Won tiebreaker over Oosthuizen with a birdie 3 on the second
playoff hole
R4: beat Bubba Watson, 4 and 3
QF: lost to Hideto Tanihara, 4 and 2
2018 G1: lost to Yuta Ikeda, 2 and 1
G2: beat Zach Johnson, 2-up
G3: lost to Matt Kuchar, 6 and 4

Matthew Fitzpatrick (4-8-0)

2016 G1: lost to Phil Mickelson, 5 and 4
G2: lost to Patrick Reed, 4 and 3
G3: beat Daniel Berger, concession (injured wrist)
2017 G1: lost to Kevin Na, 5 and 4
G2: beat Chris Wood, 4 and 2
G3: beat Justin Thomas, 2 and 1
Lost tiebreaker to Na on the first playoff hole
2018 G1: lost to Kyle Stanley, 1-up
G2: lost to Russell Henley, 2 and 1
G3: beat Paul Casey, 3 and 2
2019 G1: lost to Justin Harding, 1-up
G2: lost to Luke List, 2 and 1
G3: lost to Rory McIlroy, 4 and 2

Tommy Fleetwood (7-6-1)

2015 G1: lost to Sergio Garcia, 2-up
G2: beat Jamie Donaldson, 21 holes
G3: beat Bernd Wiesberger, 19 holes
R4: beat Branden Grace, 2 and 1
QF: lost to Danny Willett, 4 and 3
2017 G1: beat Zach Johnson, 1-up
G2: lost to Brendan Steele, 1-up
G3: lost to Matt Kuchar, 4 and 2
2018 G1: lost to Ian Poulter, 3 and 2
G2: beat Kevin Chappell, 7 and 6

G3: beat Daniel Berger, 2 and 1
2019 G1: beat Byeong Hun An, 3 and 2
G2: tied Kyle Stanley
G3: lost to Louis Oosthuizen, 4 and 3

Steve Flesch (3-4-0)

2001 R1: lost to Per-Ulrik Johansson, 5 and 4
2002 R1: beat Pdraig Harrington, 3 and 2
R2: beat Kirk Triplett, 3 and 2
R3: lost to David Toms, 1-up
2004 R1: beat Brad Faxon, 19 holes
R2: lost to Kenny Perry, 1-up
2005 R1: lost to Lee Westwood, 4 and 3

Rickie Fowler (10-6-2)

2011 R1: beat Peter Hanson, 1-up
R2: beat Phil Mickelson, 6 and 6
R3: lost to Matt Kuchar, 2 and 1
2012 R1: lost to David Toms, 1-up
2013 R1: lost to Carl Pettersson, 19 holes
2014 R1: beat Ian Poulter, 2 and 1
R2: beat Jimmy Walker, 1-up
R3: beat Sergio Garcia, 1-up
QF: beat Jim Furyk, 1-up
SF: lost to Jason Day, 3 and 2
Consolation: beat Ernie Els, 19 holes
2015 G1: beat Harris English, 1-up
G2: beat Shane Lowry, 1-up
G3: beat Graeme McDowell, 5 and 4
R4: lost to Louis Oosthuizen, 1-up
2016 G1: lost to Jason Dufner, 2 and 1
G2: halved with Scott Piercy
G3: halved with Byeong-Hun An

Carlos Franco (1-2)

1999 R1: beat Mark Calcavecchia, 2 and 1
R2: lost to Patrik Sjoland, 1-up
2000 R1: lost to Mike Weir, 4 and 3

Marcus Fraser (1-3-1)

2013 R1: beat Keegan Bradley, 1-up
R2: lost to Fredrik Jacobsen, 4 and 3
2016 G1: lost to Zach Johnson, 4 and 3
G2: halved with Shane Lowry
G3: lost to Martin Kaymer, 4 and 3

Dylan Frittelli (1-2-0)

2018 G1: lost to Xander Schauffele, 1-up
G2: lost to Sergio Garcia, 2-up
G3: beat Shubhankar Sharma, 1-up

Hirofumi Fujita (0-1)

2011 R1: lost to Robert Karlsson, 5 and 3
2013 R1: lost to Matt Kuchar, 3 and 2

Pierre Fulke (5-2)

2001 R1: beat Fred Funk, 5 and 4
R2: beat Glen Day, 20 holes

Dell Technologies Match Play Records

R3: beat Michael Campbell, 1-up
QF: beat Brad Faxon, 19 holes
SF: beat Ernie Els, 2 and 1
Championship: lost to Steve Stricker, 2 and 1
2002 R1: lost to Toshi Izawa, 4 and 3

Fred Funk (0-7)

1999 R1: lost to Jeff Maggert, 2-up
2000 R1: lost to Justin Leonard, 6 and 5
2001 R1: lost to Pierre Fulke, 5 and 4
2003 R1: lost to K.J. Choi, 1-up
2004 R1: lost to Stephen Leaney, 1-up
2005 R1: lost to Stuart Cink, 2-up
2006 R1: lost to Nick O'Hern, 5 and 3

Jim Furyk (21-19-1)

1999 R1: lost to Patrik Sjoland, 5 and 3
2000 R1: beat Rocco Mediate, 2 and 1
R2: beat Bob Tway, 2 and 1
R3: lost to Davis Love III, 3 and 2
2002 R1: beat Billy Andrade, 20 holes
R2: beat Toshi Izawa, 2 and 1
R3: lost to Kevin Sutherland, 4 and 3
2003 R1: beat Len Mattiace, 2 and 1
R2: beat Steve Lowery, 6 and 5
R3: lost to Darren Clarke, 2-up
2005 R1: lost to Ian Poulter, 3 and 1
2006 R1: lost to Zach Johnson, 1-up
2007 R1: beat Brett Quigley, 2 and 1
R2: lost to Chad Campbell, 19 holes
2008 R1: lost to Colin Montgomerie, 3 and 2
2009 R1: beat Anders Hansen, 2 and 1
R2: beat Martin Kaymer, 4 and 2
R3: lost to Ross Fisher, 4 and 3
2010 R1: beat Scott Verplank, 2 and 1
R2: lost to Charl Schwartzel, 3 and 2
2011 R1: lost to Ryan Palmer, 2 up
2012 R1: lost to Dustin Johnson, 20 holes
2013 R1: beat Ryan Moore, 4 and 2
R2: lost to Bubba Watson, 22 holes
2014 R1: beat Chris Kirk, 2 and 1
R2: beat Charl Schwartzel, 3 and 2
R3: beat Harris English, 1-up
QF: lost to Rickie Fowler, 1-up
2015 G1: beat George Coetzee, 3 and 2
G2: lost to Thongchai Jaidee, 3 and 1
G3: beat Martin Kaymer, 20 holes
R4: beat J.B. Holmes, 5 and 3
QF: beat Louis Oosthuizen, 4 and 2
SF: lost to Rory McIlroy, 1-up
Consolation: lost to Danny Willett, 3 and 2
2017 G1: halved with Hideki Matsuyama
G2: beat Louis Oosthuizen, 3 and 2
G3: lost to Ross Fisher, 4 and 2
2019 G1: beat Jason Day, 2-up
G2: beat Phil Mickelson, 1-up
G3: lost to Henrik Stenson, 5 and 4

Stephen Gallacher (0-5)

2013 R1: lost to Ian Poulter, 2 and 1
2014 R1: lost to Ernie Els, 19 holes
2015 G1: lost to Hunter Mahan, 7 and 6
G2: lost to Matt Kuchar, 3 and 2
G3: lost to Ben Martin, 20 holes

Sergio Garcia (25-20-1)

2000 R1: beat Loren Roberts, 20 holes
R2: beat Mike Weir, 7 and 6
R3: lost to David Duval, 2 and 1
2002 R1: beat Lee Janzen, 3 and 2
R2: beat Charles Howell III, 1-up
R3: lost to Scott McCarron, 1-up
2003 R1: lost to Kevin Sutherland, 2 and 1
2004 R1: lost to Jerry Kelly, 1-up
2005 R1: beat Alex Cejka, 4 and 2
R2: beat Jerry Kelly, 19 holes
R3: lost to Adam Scott, 4 and 3
2007 R1: beat Darren Clarke, 19 holes
R2: lost to Charles Howell III, 4 and 3
2008 R1: beat John Senden, 3 and 2
R2: lost to Boo Weekley, 2 and 1
2009 R1: lost to Charl Schwartzel, 1-up
2010 R1: beat David Toms, 2-up
R2: beat Anders Hansen, 2 and 1
R3: beat Tim Clark, 2 and 1
QF: beat Oliver Wilson, 4 and 3
SF: lost to Ian Poulter, 7 and 6
Consolation: lost to Camilo Villegas, 5 and 4
2012 R1: lost to Miguel Angel-Jimenez, 2 and 1
2013 R1: beat Thongchai Jaidee, 20 holes
R2: lost to Matt Kuchar, 2 and 1
2014 R1: beat Marc Leishman, 22 holes
R2: beat Bill Haas, 3 and 1
R3: lost to Rickie Fowler, 1-up
2015 G1: beat Tommy Fleetwood, 2-up
G2: lost to Bernd Wiesberger, 2 and 1
G3: lost to Jamie Donaldson, 2 and 1
2016 G1: beat Lee Westwood, 1-up
G2: lost to Ryan Moore, 1-up
G3: beat Mark Leishman, 5 and 4
2017 G1: halved with Shane Lowry
G2: beat Kevin Chappell, 4 and 3
G3: lost to Jon Rahm, 6 and 4
2018 G1: beat Shubhankar Sharma, 1-up
G2: beat Dylan Frittelli, 2-up
G3: beat Xander Schauffele, 3 and 1
R4: lost to Kyle Stanley, 3 and 1
2019 G1: beat Shane Lowry, 4 and 2
G2: beat Andrew Putnam, 5 and 4
G3: lost to Patrick Reed, 2 and 1
R4: beat Branden Grace, 1-up
QF: lost to Matt Kuchar, 2-up

Robert Garrigus (3-1)

2013 R1: beat Branden Grace, 4 and 3
R2: beat Louis Oosthuizen, 3 and 2

Dell Technologies Match Play Records

R3: beat Fredrik Jacobson, 3 and 1
QF: lost to Matt Kuchar, 3 and 2

Brian Gay (2-1)

2010 R1: beat Kenny Perry, 2 and 1
R2: beat Zach Johnson, 2-up
R3: lost to Paul Casey, 5 and 4

Brent Geiberger (0-2)

2000 R1: lost to Miguel Angel Jimenez, 19 holes
2001 R1: lost to Scott Verplank, 1-up

Bill Glasson (2-1)

1999 R1: beat Stuart Appleby, 2 and 1
R2: beat David Duval, 2 and 1
R3: lost to Andrew Magee, 1-up

Lucas Glover (0-3)

2006 R1: lost to Adam Scott, 2 and 1
2007 R1: lost to Nick O'Hern, 4 and 3
2010 R1: lost to Anders Hansen, 2 and 1

Matt Gogel (2-1)

2002 R1: beat Darren Clarke, 2 and 1
R2: beat Steve Lowery, 20 holes
R3: lost to Tom Lehman, 4 and 3

Mathew Goggin (1-1)

2009 R1: beat Kenny Perry, 2 and 1
R2: lost to Paul Casey, 6 and 4

Fabian Gomez (0-2-1)

2016 G1: lost to Justin Rose, 2-up
G2: halved with Matt Kuchar
G3: lost to Anirban Lahiri, 4 and 2

Retief Goosen (15-13)

2000 R1: beat Stewart Cink, 3 and 2
R2: lost to Tiger Woods, 1-up
2001 R1: beat Steve Lowery, 2 and 1
R2: lost to Jean Van de Velde, 4 and 3
2002 R1: beat Billy Mayfair, 4 and 3
R2: lost to Jose Maria Olazabal, 1-up
2003 R1: lost to Jay Haas, 5 and 3
2004 R2: lost to John Huston, 2 and 1
2005 R1: beat Stephen Leaney, 1-up
R2: beat Fred Couples, 1-up
R3: beat Chad Campbell, 19 holes
QF: beat Robert Allenby, 4 and 3
SF: lost to Chris DiMarco, 2 and 1
Consolation: beat Ian Poulter, 20 holes
2006 R1: beat Paul Broadhurst, 5 and 4
R2: beat Ben Crane, 2 and 1
R3: beat Luke Donald, 1-up
QF: lost to Zach Johnson, 3 and 2
2007 R1: beat Scott Verplank, 5 and 4
R2: lost to Niclas Fasth, 1-up
2008 R1: lost to Andres Romero, 2 and 1

2009 R1: lost to Tim Clark, 3 and 2
2010 R1: beat Soren Hansen, 3 and 2
R2: beat Ernie Els, 20 holes
R3: beat Nick Watney, 1-up
QF: lost to Camilo Villegas, 4 and 3
2011 R1: lost to K.J. Choi, 1-up
2012 R1: lost to Brandt Snedeker, 21 holes

Paul Goydos (0-1)

2007 R1: lost to Jose Maria Olazabal, 19 holes

Branden Grace (9-8-1)

2013 R1: lost to Robert Garrigus, 4 and 3
2014 R1: lost to Jimmy Walker, 5 and 4
2015 G1: lost to Zach Johnson, 2-up
G2: beat Jason Day, 4 and 3
G3: beat Charley Hoffman, 2 and 1
R4: lost to Tommy Fleetwood, 2 and 1
2016 G1: lost to Chris Kirk, 3 and 1
G2: beat David Lingmerth, 4 and 3
G3: beat Russell Knox, 5 and 4
Lost tiebreaker to Kirk on the first playoff hole
2017 G1: beat Andy Sullivan, 4 and 2
G2: lost to William McGirt, 2 and 1
G3: lost to Brandt Snedeker, 5 and 4
2018 G1: lost to Bubba Watson, 5 and 3
G2: beat Julian Suri, 2 and 1
G3: halved with Marc Leishman
2019 G1: beat Hideki Matsuyama, 4 and 3
G2: beat Dustin Johnson, 1-up
G3: beat Chez Reavie, 2 and 1
R4: lost to Sergio Garcia, 1-up

Richard Green (0-5)

2005 R1: lost to David Toms, 1-up
2006 R1: lost to Luke Donald, 2 and 1
2007 R1: lost to Phil Mickelson, 1-up
2008 R1: lost to Niclas Fasth, 6 and 5
2011 R1: lost to Paul Casey, 19 holes

Emiliano Grillo (2-6-1)

2016 G1: beat J.B. Holmes, 3 and 2
G2: lost to Bubba Watson, 2-up
G3: lost to Patton Kizzire, 2-up
2017 G1: lost to Gary Woodland, 3 and 2
G2: lost to Soren Kjeldsen, 4 and 3
G3: halved with Rory McIlroy
2019 G1: lost to Justin Rose, 2 and 1
G2: lost to Gary Woodland, 1-up
G3: beat Eddie Pepperell, 4 and 3

Mathias Gronberg (0-1)

2001 R1: lost to Michael Campbell, 4 and 3

Bill Haas (11-8-0)

2011 R1: lost to Bubba Watson, 3 and 2
2012 R1: lost to Ryo Ishikawa, 1-up
2013 R1: lost to Nicolas Colsaerts, 5 and 4

Dell Technologies Match Play Records

- 2014 R1: beat Miguel A. Jimenez, 4 and 3
R2: lost to Sergio Garcia, 3 and 1
- 2015 G1: beat Brendon Todd, 3 and 2
G2: lost to John Senden, 4 and 3
G3: beat Henrik Stenson, 3 and 1
- 2016 G1: beat Chris Wood, 2 and 1
G2: beat Thomas Pieters, 4 and 2
G3: beat Adam Scott, 1-up
R4: lost to Chris Kirk, 2 and 1
- 2017 G1: lost to Russell Knox, 3 and 2
G2: beat Danny Willett, 6 and 5
G3: beat K.T. Kim, 4 and 2
- Won tiebreaker over K.T. Kim with a birdie 4 on the sixth playoff hole
R4: beat Kevin Na, 1-up
QF: beat Phil Mickelson, 2 and 1
SF: lost to Jon Rahm, 3 and 2
Consolation: beat Hideto Tanihara, 2 and 1

Jay Haas (5-3)

- 2003 R1: beat Retief Goosen, 5 and 3
R2: beat Shigeeki Maruyama, 1-up
R3: beat Nick Price, 20 holes
QF: lost to Adam Scott, 2 and 1
- 2004 R1: lost to Loren Roberts, 1-up
- 2006 R1: beat Jonathan Kaye, 4 and 2
R2: beat Vijay Singh, 3 and 2
R3: lost to Chris DiMarco, 2 and 1

Adam Hadwin (1-0-2)

- 2018 G1: halved with Kevin Kisner
G2: beat Dustin Johnson, 4 and 3
G3: halved with Bernd Wiesberger

Joakim Haeggman (0-1)

- 2005 R1: lost to Stuart Appleby, 19 holes

James Hahn (1-2-0)

- 2018 G1: lost to Jason Day, 4 and 2
G2: beat Louis Oosthuizen, 3 and 1
G3: lost to Jason Dufner, 3 and 2

Todd Hamilton (0-1-0)

- 2005 R1: lost to Robert Allenby, 6 and 5

Anders Hansen (2-6-0)

- 2003 R1: lost to David Toms, 3 and 1
- 2008 R1: lost to Angel Cabrera, 3 and 2
- 2009 R1: lost to Jim Furyk, 2 and 1
- 2010 R1: beat Lucas Glover, 2 and 1
R2: lost to Sergio Garcia, 2 and 1
- 2011 R1: lost to Matt Kuchar, 22 holes
- 2012 R1: beat K.T. Kim, 5 and 3
R2: lost to Rory McIlroy, 3 and 2

Soren Hansen (0-3)

- 2008 R1: lost to Ian Poulter, 2 and 1
- 2009 R1: lost to Ernie Els, 4 and 2
- 2010 R1: lost to Retief Goosen, 3 and 2

Peter Hanson (6-8)

- 2008 R1: lost to Vijay Singh, 19 holes
- 2009 R1: lost to Robert Karlsson, 3 and 2
R2: beat Stephen Ames, 2 and 1
R3: lost to Paul Casey, 4 and 2
- 2010 R1: lost to Robert Allenby, 4 and 2
- 2011 R1: lost to Rickie Fowler, 1-up
- 2012 R1: beat Jason Dufner, 2 and 1
R2: beat Ernie Els, 5 and 4
R3: beat Brandt Snedeker 5 and 3
QF: lost to Mark Wilson 4 and 3
- 2013 R1: beat Thomas Bjorn, 3 and 2
R2: lost to Webb Simpson, 1-up
- 2014 R1: beat Dustin Johnson, 4 and 3
R2: lost to Victor Dubuisson, 3 and 1

Justin Harding (2-1-0)

- 2019 G1: beat Matthew Fitzpatrick, 1-up
G2: lost to Rory McIlroy, 3 and 2
G3: beat Luke List, 2-up

Brian Harman (2-1-1)

- 2018 G1: halved with Jhonattan Vegas
G2: beat Peter Uihlein, 3 and 2
G3: beat Rory McIlroy, 5 and 3
R4: lost to Bubba Watson, 2 and 1

Padraig Harrington (10-13)

- 2000 R1: lost to Jesper Parnevik, 2 and 1
- 2001 R1: lost to Steve Stricker, 2 and 1
- 2002 R1: lost to Steve Flesch, 3 and 2
- 2003 R1: beat John Cook, 4 and 3
R2: lost to Scott Hoch, 3 and 2
- 2004 R1: beat Toshi Izawa, 2 and 1
R2: beat Bob Estes, 3 and 2
R3: beat David Toms, 1-up
QF: lost to Tiger Woods, 2 and 1
- 2005 R1: beat Jeff Maggert, 1-up
R2: lost to Rory Sabbatini, 3 and 1
- 2006 R1: beat Rod Pampling, 4 and 2
R2: beat Angel Cabrera, 19 holes
R3: beat Vijay Singh, 2 and 1
QF: lost to Davis Love III, 1-up
- 2007 R1: beat Lee Westwood, 19 holes
R2: lost to Stewart Cink, 1-up
- 2008 R1: beat Jerry Kelly, 4 and 3
R2: lost to Stewart Cink, 2-up
- 2009 R1: lost to Pat Perez, 1-up
- 2010 R1: lost to Jeev Milkha Singh, 3 and 1
- 2011 R1: lost to Geoff Ogilvy, 4 and 3
- 2013 R1: lost to Graeme McDowell, 2-up

Dudley Hart (2-3)

- 1999 R1: lost to Fred Couples, 2-up
- 2000 R1: lost to Tim Herron, 2 and 1
- 2001 R1: beat Skip Kendall, 6 and 5
R2: beat Robert Allenby, 5 and 4
R3: lost to Nick O'Hern, 5 and 4

Dell Technologies Match Play Records

Tyrrell Hatton (6-4-1)

- 2017 G1: beat Charles Howell III, 2 and 1
G2: beat Jeunghun Wang, 2-up
G3: lost to Rafa Cabrera-Bello, 2 and 1
Lost tiebreaker with Cabrera-Bello/Howell III on the first playoff hole.
Howell III advanced.
- 2018 G1: beat Alexander Levy, 3 and 2
G2: beat Brendan Steele, 3 and 2
G3: lost to Charley Hoffman, 3 and 2
Won tiebreaker with Steele in a sudden-death playoff with a birdie on the first extra hole
R4: lost to Cameron Smith, 2 and 1
- 2019: G1: beat Rafa Cabrera Bello, 4 and 3
G2: tied Xander Schauffele
G3: beat Lee Westwood, 3 and 1
R4: lost to Matt Kuchar, 4 and 3

Russell Henley (3-5-0)

- 2013 R1: beat Charl Schwartzel, 1-up
R2: lost to Jason Day, 19 holes
- 2015 G1: lost to Brooks Koepka, 1-up
G2: lost to J.B. Holmes, 19 holes
G3: beat Marc Warren, 1-up
- 2018 G1: lost to Paul Casey, 1-up
G2: beat Matthew Fitzpatrick, 2 and 1
G3: lost to Kyle Stanley, 1-up

J.J. Henry (0-1)

- 2007 R1: lost to Tiger Woods, 3 and 2

Mark Hensby (1-2)

- 2000 R1: beat Stephen Ames, 7 and 6
R2: lost to David Toms, 2-up
- 2006 R1: lost to Davis Love III, 2 and 1

Tim Herron (2-5)

- 2000 R1: beat Dudley Hart, 2 and 1
R2: lost to David Duval, 2 and 1
- 2001 R1: beat Franklin Langham, 3 and 1
R2: lost to Nick O'Hern, 5 and 3
- 2004 R1: lost to Chad Campbell, 3 and 2
- 2005 R1: lost to Chris DiMarco, 1-up
- 2006 R1: lost to Chad Campbell, 4 and 2

Scott Hoch (7-5)

- 1999 R1: beat Ian Woosnam, 3 and 2
R2: lost to Fred Couples, 2-up
- 2000 R1: beat Stuart Appleby, 1-up
R2: beat Lee Westwood, 1-up
R3: beat Jesper Parnevik, 2 and 1
QF: lost to David Duval, 5 and 4
- 2001 R1: lost to Steve Lowery, 5 and 4
- 2002 R1: beat Tom Lehman, 3 and 1
R2: beat Pdraig Harrington, 3 and 2
R3: beat Toshi Izawa, 4 and 3
QF: lost to Tiger Woods, 5 and 4
- 2004 R1: lost to Thomas Bjorn, 4 and 3

Charley Hoffman (4-6-0)

- 2011 R1: lost to Luke Donald, 6 and 5
- 2015 G1: beat Jason Day, 4 and 3
G2: beat Zach Johnson, 2 and 1
G3: lost to Branden Grace, 2 and 1
- 2016 G1: lost to Brandt Snedeker, 2 and 1
G2: lost to Charl Schwartzel, 3 and 2
G3: beat Danny Lee, 4 and 2
- 2018 G1: lost to Brendan Steele, 1-up
G2: lost to Alexander Levy, 1-up
G3: beat Tyrrell Hatton, 3 and 2

J.B. Holmes (8-8-2)

- 2008 R1: lost to Tiger Woods, 1-up
- 2011 R1: beat Camilo Villegas, 4 and 2
R2: beat Ernie Els, 1-up
R3: beat Jason Day, 1-up
QF: lost to Bubba Watson, 19 holes
- 2015 G1: lost to Marc Warren, 2 and 1
G2: beat Russell Henley, 19 holes
G3: beat Brooks Koepka, 2 and 1
R4: lost to Jim Furyk, 5 and 3
- 2016 G1: lost to Emiliano Grillo, 3 and 2
G2: halved with Patton Kizzire
G3: beat Bubba Watson, 1-up
- 2017 G1: lost to Daniel Berger, 7 and 5
G2: halved with Si Woo Kim
G3: lost to Phil Mickelson, 6 and 5
- 2019 G1: lost to Matt Kuchar, 3 and 1
G2: beat Jon Rahm, 2 and 1
G3: beat Si Woo Kim, 6 and 4

Billy Horschel (5-4-1)

- 2014 R1: beat Jamie Donaldson, 6 and 5
R2: lost to Jason Day, 22 holes
- 2015 G1: beat Brandt Snedeker, 5 and 4
G2: beat Jason Dufner, 3 and 2
G3: lost to Rory McIlroy, 20 holes
- 2016 G1: lost to Brooks Koepka, 3 and 2
G2: beat Danny Willett, 3 and 2
G3: lost to Jaco Van Zyl, 2 and 1
- 2019 G1: tied Jordan Spieth
G2: beat Bubba Watson, 2 and 1
G3: lost to Kevin Na, 3 and 1

Charles Howell III (11-12-1)

- 2002 R1: beat Stewart Cink, 4 and 3
R2: lost to Sergio Garcia, 1-up
- 2003 R1: lost to Niclas Fasth, 1-up
- 2004 R1: lost to Ben Curtis, 2 and 1
- 2005 R1: lost to Nick O'Hern, 19 holes
- 2006 R1: lost to Phil Mickelson, 2-up
- 2007 R1: beat Stuart Appleby, 4 and 3
R2: beat Sergio Garcia, 4 and 3
R3: lost to Justin Rose, 3 and 2
- 2008 R1: beat Stephen Ames, 19 holes
R2: lost to Colin Montgomerie, 1-up
- 2013 R1: beat Tiger Woods, 2 and 1
R2: lost to Gonzalo Fernandez-Castano, 6 and 5

Dell Technologies Match Play Records

- 2017 G1: lost to Tyrrell Hatton, 2 and 1
G2: beat Rafa Cabrera Bello, 1-up
G3: beat Jeunghun Wang, 2 and 1
Won tiebreaker over Hatton/Cabrera-Bello on the fifth playoff hole
R4: lost to Jon Rahm, 6 and 4
- 2018 G1: beat Phil Mickelson, 3 and 2
G2: beat Rafa Cabrera Bello, 3 and 1
G3: beat Satoshi Kodaira, 2 and 1
R4: lost to Kiradech Aphibarnrat, 1-up
- 2019 G1: beat Cameron Smith, 2 and 1
G2: tied Paul Casey
G3: lost to Abraham Ancer, 5 and 3

David Howell (4-3)

- 2005 R1: beat Shigeki Maruyama, 6 and 5
R2: lost to Adam Scott, 2 and 1
- 2006 R1: beat Steve Elkington, 22 holes
R2: beat Scott Verplank, 3 and 2
R3: beat Phil Mickelson, 3 and 1
QF: lost to Geoff Ogilvy, 19 holes
- 2007 R1: lost to Rory Sabbatini, 2-up

John Huston (7-5)

- 1999 R1: beat Bob Estes, 3 and 2
R2: beat Craig Stadler, 3 and 2
R3: beat Patrik Sjoland, 1-up
QF: beat Jose Maria Olazabal, 2 and 1
SF: lost to Jeff Maggert, 3 and 1
Consolation: beat Steve Pate, 5 and 4
- 2000 R1: lost to Shigeki Maruyama, 1-up
- 2001 R1: lost to Craig Stadler, 4 and 2
- 2003 R1: lost to Eduardo Romero, 2 and 1
- 2004 R1: beat Retief Goosen, 2 and 1
R2: beat Peter Lonard, 1-up
R3: lost to Ian Poulter, 2 and 1

Yuta Ikeda (1-5-2)

- 2010 R1: lost to Nick Watney, 4 and 3
- 2011 R1: lost to Miguel A. Jimenez, 2 and 1
- 2017 G1: halved with Ryan Moore
G2: lost to Jordan Spieth, 4 and 2
G3: lost to Hideto Tanihara, 3 and 1
- 2018 G1: beat Ross Fisher, 2 and 1
G2: lost to Matt Kuchar, 1-up
G3: halved with Zach Johnson

Mikko Ilonen (1-3)

- 2014: R1: lost to Bubba Watson, 2 and 1
- 2015 G1: lost to Jordan Spieth, 4 and 2
G2: lost to Lee Westwood, 1-up
G3: beat Matt Every, 8 and 6

Trevor Immelman (7-6)

- 2003 R1: lost to Robert Allenby, 4 and 2
- 2004 R1: beat Shigeki Maruyama, 2 and 1
R2: lost to Tiger Woods, 5 and 4
- 2005 R1: lost to Adam Scott, 2-up

- 2007 R1: beat Thomas Bjorn, 6 and 5
R2: beat Chris DiMarco, 3 and 1
R3: beat Ian Poulter, 2 and 1
QF: beat Justin Rose, 5 and 4
SF: lost to Henrik Stenson, 3 and 2
Consolation: beat Chad Campbell, 4 and 2
- 2008 R1: beat Shingo Katayama, 1-up
R2: lost to Henrik Stenson, 25 holes
- 2009 R1: lost to Shingo Katayama, 3 and 2

Ryo Ishikawa (3-3)

- 2010 R1: beat Michael Sim, 2-up
R2: beat Ross McGowan, 1-up
R3: lost to Thongchai Jaidee, 5 and 4
- 2011 R1: lost to Charl Schwartzel, 20 holes
- 2012 R1: beat Bill Haas, 1-up
R2: lost to Paul Lawrie, 1-up

Toshi Izawa (4-4)

- 2001 R1: beat Steve Pate, 1-up
R2: lost to Michael Campbell, 6 and 4
- 2002 R1: beat Pierre Fulke, 4 and 3
R2: lost to Jim Furyk, 2 and 1
- 2003 R1: beat Chris Dimarco, 2 and 1
R2: beat Eduardo Romero, 3 and 1
R3: lost to Scott Hoch, 4 and 3
- 2004 R1: lost to Padraig Harrington, 2 and 1

Fredrik Jacobson (4-4)

- 2004 R1: beat Phillip Price, 5 and 4
R2: beat Thomas Bjorn, 5 and 4
R3: lost to Tiger Woods, 5 and 4
- 2005 R1: lost to Chad Campbell, 2-up
- 2012 R1: lost to Robert Karlsson, 6 and 5
- 2013 R1: beat Ernie Els, 1-up
R2: beat Marcus Fraser, 4 and 3
R3: lost to Robert Garrigus, 3 and 1

Thongchai Jaidee (6-8-1)

- 2010 R1: beat Ross Fisher, 5 and 4
R2: beat Robert Karlsson, 4 and 3
R3: beat Ryo Ishikawa, 5 and 4
QF: lost to Ian Poulter, 1-up
- 2013 R1: lost to Sergio Garcia, 20 holes
- 2014 R1: lost to Webb Simpson, 3 and 2
- 2015 G1: lost to Martin Kaymer, 3 and 1
G2: beat Jim Furyk, 3 and 1
G3: lost to George Coetzee, 21 holes
- 2016 G1: beat Paul Casey, 2 and 1
G2: lost to Jason Day, 5 and 3
G3: halved with Graeme McDowell
- 2017 G1: lost to Alex Noren, 3 and 2
G2: beat Francesco Molinari, 5 and 3
G3: lost to Bernd Wiesberger, 1-up

Lee Janzen (1-3)

- 1999 R1: beat Glen Day, 3 and 2
R2: lost to Phil Mickelson, 2 and 1

Dell Technologies Match Play Records

- 2000 R1: lost to Steve Stricker, 2 and 1
2002 R1: lost to Sergio Garcia, 3 and 2

Miguel Angel Jiménez (12-14)

- 1999 R1: lost to Justin Leonard, 4 and 3
2000 R1: beat Brent Geiberger, 19 holes
R2: beat Tom Lehman, 4 and 3
R3: beat Bob Estes, 2 and 1
QF: lost to Davis Love III, 3 and 2
2004 R1: lost to Adam Scott, 2 and 1
2005 R1: beat Rod Pampling, 3 and 2
R2: lost to Chad Campbell, 24 holes
2006 R1: beat Rory Sabbatini, 2 and 1
R2: lost to Vijay Singh, 2 and 1
2007 R1: lost to Luke Donald, 3 and 1
2008 R1: lost to Stewart Cink, 4 and 3
2009 R1: beat Rory Sabbatini, 2 and 1
R2: lost to Camilo Villegas, 5 and 4
2010 R1: lost to Oliver Wilson, 3 and 2
2011 R1: beat Yuta Ikeda, 2 and 1
R2: beat Ryan Palmer, 4 and 2
R3: beat Ben Crane, 7 and 6
QF: lost to Martin Kaymer, 1-up
2012 R1: beat Sergio Garcia, 2 and 1
R2: beat Keegan Bradley, 2 and 1
R3: lost to Rory McIlroy, 3 and 1
2014 R1: lost to Bill Haas, 4 and 3
2015 G1: lost to Bubba Watson, 5 and 4
G2: lost to Louis Oosthuizen, 2-up
G3: beat Keegan Bradley, 2-up

Brandt Jobe (1-3)

- 1999 R1: beat Jeff Sluman, 3 and 2
R2: lost to Steve Pate, 1-up
2000 R1: lost to Lee Westwood, 2 and 1
2006 R1: lost to Jose Maria Olazabal, 2 and 1

Per-Ulrik Johansson (1-1)

- 2001 R1: beat Steve Flesch, 5 and 4
R2: lost to Stuart Appleby, 4 and 3

Dustin Johnson (15-14)

- 2009 R1: lost to Steve Stricker, 2 and 1
2010 R1: lost to Camilo Villegas, 4 and 3
2011 R1: lost to Mark Wilson, 19 holes
2012 R1: beat Jim Furyk, 20 holes
R2: beat Francesco Molinari, 7 and 5
R3: lost to Mark Wilson, 4 and 3
2013 R1: lost to Alexander Noren, 6 and 4
2014 R1: lost to Peter Hanson, 4 and 3
2015 G1: beat Matt Jones, 3 and 1
G2: lost to Charl Schwartzel, 20 holes
G3: beat Victor Dubuisson, 2 and 1
2016 G1: lost to Robert Streb, 3 and 2
G2: beat Kiradech Aphibarnrat, 5 and 4
G3: beat Jimmy Walker, 2 and 1
Won tiebreaker over Aphibarnrat with a birdie 3 on the first playoff hole

- R4: beat Patrick Reed, 3 and 2
QF: lost to Louis Oosthuizen, 2 and 1
2017 G1: beat Webb Simpson, 5 and 3
G2: beat Martin Kaymer, 3 and 2
G3: beat Jimmy Walker, 5 and 3
R4: beat Zach Johnson, 5 and 4
QF: beat Alex Noren, 3 and 2
SF: beat Hideto Tanihara, 1-up
Championship: beat Jon Rahm, 1-up
2018 G1: lost to Bernd Wiesberger, 3 and 1
G2: lost to Adam Hadwin, 4 and 3
G3: lost to Kevin Kisner, 4 and 3
2019 G1: beat Chez Reavie, 4 and 3
G2: lost to Branden Grace, 1-up
G3: lost to Hideki Matsuyama, 3 and 2

Zach Johnson (14-15-2)

- 2005 R1: lost to Luke Donald, 4 and 3
2006 R1: beat Jim Furyk, 1-up
R2: beat Sean O'Hair, 1-up
R3: beat Shingo Katayama, 4 and 3
QF: beat Retief Goosen, 3 and 2
SF: lost to Davis Love III, 4 and 2
Consolation: beat Tom Lehman, 1-up
2007 R1: lost to Henrik Stenson, 1-up
2008 R1: lost to David Toms, 2 and 1
2009 R1: beat Graeme McDowell, 3 and 1
R2: lost to Phil Mickelson, 1-up
2010 R1: beat Francesco Molinari, 21 holes
R2: lost to Brian Gay, 2-up
2011 R1: lost to Justin Rose, 2 and 1
2012 R1: lost to Hunter Mahan, 19 holes
2013 R1: lost to Jason Day, 6 and 5
2014 R1: lost to Richard Sterne, 5 and 4
2015 G1: beat Branden Grace, 2-up
G2: lost to Charley Hoffman, 2 and 1
G3: beat Jason Day, 3 and 2
2016 G1: beat Marcus Fraser, 4 and 3
G2: beat Martin Kaymer, 8 and 6
G3: beat Shane Lowry, 4 and 3
R4: lost to Rory McIlroy, 1-up
2017 G1: lost to Tommy Fleetwood, 1-up
G2: beat Matt Kuchar, 2-up
G3: beat Brendan Steele, 1-up
R4: lost to Dustin Johnson, 5 and 4
2018 G1: halved with Matt Kuchar
G2: lost to Ross Fisher, 2-up
G3: halved with Yuta Ikeda

Brendan Jones (0-3)

- 2008 R1: lost to Adam Scott, 2 and 1
2009 R1: lost to Tiger Woods, 3 and 2
2011 R1: lost to Phil Mickelson, 6 and 5

Matt Jones (1-4-1)

- 2015 G1: lost to Dustin Johnson, 3 and 1
G2: beat Victor Dubuisson, 2-up
G3: lost to Charl Schwartzel, 20 holes

Dell Technologies Match Play Records

2016 G1: lost to Louis Oosthuizen, 2 and 1
G2: lost to Andy Sullivan, 3 and 1
G3: halved with Bernd Wiesberger

Steve Jones (2-1)

1999 R1: beat Steve Elkington, 2 and 1
R2: beat Scott Verplank, 5 and 4
R3: lost to Jose Maria Olazabal, 1-up

Robert Karlsson (3-7)

2003 R1: lost to Phil Mickelson, 1-up
2007 R1: lost to Stephen Ames, 8 and 7
2008 R1: lost to Paul Casey, 2-up
2009 R1: lost to Peter Hanson, 3 and 2
2010 R1: beat Rory Sabbatini, 20 holes
R2: lost to Thongchai Jaidee, 4 and 3
2011 R1: beat Hiroyuki Fujita, 5 and 3
R2: lost to Hunter Mahan, 2-up
2012 R1: beat Fredrik Jacobson, 6 and 5
R2: lost to Lee Westwood 3 and 2

Shingo Katayama (3-8)

2002 R1: lost to Lee Westwood, 4 and 3
2003 R1: lost to Rocco Mediate, 1-up
2004 R1: lost to Vijay Singh, 5 and 3
2005 R1: lost to Vijay Singh, 4 and 3
2006 R1: beat Paul McGinley, 2 and 1
R2: beat Colin Montgomerie, 3 and 2
R3: lost to Zach Johnson, 4 and 3
2007 R1: lost to Aaron Baddeley, 1-up
2008 R1: lost to Trevor Immelman, 1-up
2009 R1: beat Trevor Immelman, 3 and 2
R2: lost to Geoff Ogilvy, 19 holes

Smylie Kaufman (0-3-0)

2016 G1: lost to Kevin Na, 2 and 1
G2: lost to Rory McIlroy, 3 and 1
G3: lost to Thorbjorn Olesen, 2 and 1

Jonathan Kaye (0-3)

2001 R1: lost to Chris Parry, 2-up
2004 R1: lost to Duffy Waldorf, 5 and 4
2005 R1: lost to Jay Haas, 4 and 2

Martin Kaymer (16-11)

2008 R1: lost to Boo Weekley, 2 and 1
2009 R1: beat Stuart Appleby, 1-up
R2: lost to Jim Furyk, 4 and 2
2010 R1: beat Chad Campbell, 4 and 2
R2: lost to Tim Clark, 3 and 2
2011 R1: beat Seung-yul Noh, 7 and 6
R2: beat Justin Rose, 20 holes
R3: beat Hunter Mahan, 2 and 1
QF: beat Miguel A. Jimenez, 1-up
SF: beat Bubba Watson, 1-up
Championship: lost to Luke Donald, 3 and 2
2012 R1: beat Greg Chalmers, 4 and 2
R2: beat David Toms, 2-up

R3: lost to Matt Kuchar, 4 and 3
2013 R1: beat George Coetzee, 2 and 1
R2: beat Rafael Cabrera-Bello, 2 and 1
R3: lost to Hunter Mahan, 5 and 4
2014 R1: lost to Hideki Matsuyama, 2 and 1
2015 G1: beat Thongchai Jaidee, 3 and 1
G2: lost to George Coetzee, 19 holes
G3: lost to Jim Furyk, 20 holes
2016 G1: beat Shane Lowry, 1-up
G2: lost to Zach Johnson, 8 and 6
G3: beat Marcus Fraser, 4 and 3
2017 G1: beat Jimmy Walker, 3 and 2
G2: lost to Dustin Johnson, 3 and 2
G3: beat Webb Simpson, 3 and 2

Jerry Kelly (7-5)

2002 R1: lost to Mark Calcavecchia, 3 and 2
2003 R1: beat Thomas Bjorn, 5 and 4
R2: beat Mike Weir, 2 and 1
R3: beat Phil Mickelson, 3 and 2
QF: lost to David Toms, 4 and 1
2004 R1: beat Sergio Garcia, 1-up
R2: beat Vijay Singh, 4 and 2
R3: beat Chad Campbell, 1-up
QF: lost to Darren Clarke, 5 and 3
2005 R1: beat Scott Verplank, 1-up
R2: lost to Sergio Garcia, 19 holes
2008: R1: lost to Pdraig Harrington, 4 and 3

Skip Kendall (0-1)

2001 R1: lost to Dudley Hart, 6 and 5

Anthony Kim (1-3)

2009 R1: beat Lin Wen-Tang, 7 and 5
R2: lost to Oliver Wilson, 2 and 1
2010 R1: lost to Matt Kuchar, 3 and 2
2011 R1: lost to Nick Watney, 5 and 4

K.T. Kim (2-3-0)

2011 R1: lost to Jason Day, 3 and 2
2012 R1: lost to Anders Hansen, 5 and 3
2017: G1: beat Danny Willett, 4 and 2
G2: beat Russell Knox, 3 and 1
G3: lost to Bill Haas, 4 and 2
Lost tiebreaker to Haas on the sixth playoff hole

Si Woo Kim (3-5-2)

2017 G1: lost to Phil Mickelson, 5 and 3
G2: halved with J.B. Holmes
G3: beat Daniel Berger, 1-up
2018 G1: halved with Pat Perez
G2: beat Gary Woodland, 5 and 3
G3: beat Webb Simpson, 2-up
R4: lost to Justin Thomas, 6 and 5
2019 G1: lost to Jon Rahm, 7 and 5
G2: lost to Matt Kuchar, 6 and 4
G3: lost to J.B. Holmes, 6 and 4

Dell Technologies Match Play Records

Chris Kirk (5-4)

- 2014 R1: lost to Jim Furyk, 2 and 1
2015 G1: lost to Paul Casey, 22 holes
G2: beat Francesco Molinari, 2 and 1
G3: beat Adam Scott, 1-up
2016 G1: beat Branden Grace, 3 and 1
G2: lost to Russell Knox, 2 and 1
G3: beat David Lingmerth, 3 and 2
Won tiebreaker over Grace with a par 4 on the first playoff hole
QF: beat Bill Haas, 2 and 1
SF: lost to Rory McIlroy, 4 and 3

Kevin Kisner (14-5-1)

- 2016 G1: beat Soren Kjeldsen, 2 and 1
G2: lost to Rafa Cabrera-Bello, 4 and 3
G3: lost to Hideki Matsuyama, 3 and 2
2017 G1: lost to Brooks Koepka, 6 and 5
G2: beat Patrick Reed, 1-up
G3: beat Jason Dufner, 2 and 1
2018 G1: halved with Adam Hadwin
G2: beat Bernd Wiesberger, 5 and 4
G3: beat Dustin Johnson, 4 and 3
R4: beat Matt Kuchar, 1-up
QF: beat Ian Poulter, 8 and 6
SF: beat Alex Noren, 19 holes
Championship: lost to Bubba Watson, 7 and 6
2019 G1: lost to Ian Poulter, 2-up
G2: beat Tony Finau, 2-up
G3: beat Keith Mitchell, 2 and 1
Won a tiebreaker against Ian Poulter on the third playoff hole with a birdie to advance
R4: beat Haotong Li, 6 and 5
QF: beat Louis Oosthuizen, 2 and 1
SF: beat Francesco Molinari, 1-up
Championship: beat Matt Kuchar, 3 and 2

Patton Kizzire (2-3-2)

- 2016 G1: halved with Bubba Watson
G2: halved with J.B. Holmes
G3: beat Emiliano Grillo, 2-up
R4: lost to Ryan Moore, 4 and 3
2018 G1: lost to Francesco Molinari, 3 and 1
G2: lost to Justin Thomas, 3 and 1
G3: beat Luke List, 4 and 2

Soren Kjeldsen (4-5-1)

- 2009 R1: lost to Vijay Singh, 2 and 1
2010 R1: lost to Y.E. Yang, 2 and 1
2016 G1: lost to Kevin Kisner, 2 and 1
G2: lost to Hideki Matsuyama, 4 and 2
G3: halved with Rafa Cabrera-Bello
2017 G1: beat Rory McIlroy, 2 and 1
G2: beat Emiliano Grillo, 4 and 3
G3: beat Gary Woodland, Concession (WD)
R4: beat William McGirt, 5 and 4
QF: lost to Jon Rahm, 7 and 5

Russell Knox (3-5-1)

- 2016 G1: halved with David Lingmerth
G2: beat Chris Kirk, 2 and 1
G3: lost to Branden Grace, 5 and 4
2017 G1: beat Bill Haas, 3 and 2
G2: lost to K.T. Kim, 3 and 1
G3: lost to Danny Willett, 4 and 2
2019 G1: lost to Bryson DeChambeau, 3 and 1
G2: lost to Marc Leishman 2-up
G3: beat Kiradech Aphibarnrat, 2-up

Satoshi Kodaira (1-4-1)

- 2018 G1: lost to Rafa Cabrera Bello, 2 and 1
G2: lost to Phil Mickelson, 1-up
G3: lost to Charles Howell III, 2 and 1
2019 G1: lost to Francesco Molinari, 5 and 4
G2: tied Webb Simpson
G3: beat Thorbjorn Olesen, 3 and 1

Brooks Koepka (8-6-1)

- 2015 G1: beat Russell Henley, 1-up
G2: beat Marc Warren, 20 holes
G3: lost to J.B. Holmes, 2 and 1
2016 G1: beat Billy Horschel, 3 and 2
G2: beat Jaco Van Zyl, 5 and 4
G3: lost to Danny Willett, 4 and 3
R4: beat Matt Kuchar, 1-up
QF: lost to Jason Day, 3 and 2
2017 G1: beat Kevin Kisner, 6 and 5
G2: beat Jason Dufner, 6 and 5
G3: beat Patrick Reed, 1-up
R4: lost to Alex Noren, 2 and 1
2019 G1: tied Tom Lewis
G2: lost to Haotong Li, 1-up
G3: lost to Alex Noren, 3 and 2

Greg Kraft (0-1)

- 2001 R1: lost to Ernie Els, 4 and 2

Matt Kuchar (28-10-4)

- 2010 R1: beat Anthony Kim, 3 and 2
R2: lost to Jeev Milkha Singh, 1-up
2011: R1: beat Anders Hansen, 22 holes
R2: beat Bo Van Pelt, 3 and 2
R3: beat Rickie Fowler, 2 and 1
QF: beat Y.E. Yang, 2 and 1
SF: lost to Luke Donald, 6 and 5
Consolation: beat Bubba Watson, 2 and 1
2012 R1: beat Jonathan Byrd, 1-up
R2: beat Bubba Watson, 3 and 2
R3: beat Martin Kaymer, 4 and 3
QF: lost to Hunter Mahan, 6 and 5
2013 R1: beat Hiroyuki Fujita, 3 and 2
R2: beat Sergio Garcia, 2 and 1
R3: beat Nicolas Colsaerts, 4 and 3
QF: beat Robert Garrigus, 3 and 2
SF: beat Jason Day, 4 and 3
Championship: beat Hunter Mahan, 2 and 1

Dell Technologies Match Play Records

- 2014 R1: beat Bernd Wiesberger, 3 and 2
R2: beat Ryan Moore, 1-up
R3: lost to Jordan Spieth, 2 and 1
- 2015 G1: lost to Ben Martin, 1-up
G2: beat Stephen Gallacher, 3 and 2
G3: lost to Hunter Mahan, 5 and 4
- 2016 G1: beat Anirban Lahiri, 6 and 5
G2: halved with Fabian Gomez
G3: beat Justin Rose, 3 and 2
R4: lost to Brooks Koepka, 1-up
- 2017 G1: halved with Brendan Steele
G2: lost to Zach Johnson, 2-up
G3: beat Tommy Fleetwood, 4 and 2
- 2018 G1: halved with Zach Johnson
G2: beat Yuta Ikeda, 1-up
G3: beat Ross Fisher, 6 and 4
R4: lost to Kevin Kisner, 1-up
- 2019 G1: beat J.B. Holmes, 3 and 1
G2: beat Si Woo Kim, 6 and 4
G3: tied Jon Rahm
R4: beat Tyrrell Hatton, 4 and 3
QF: beat Sergio Garcia, 2-up
SF: beat Lucas Bjerregaard, 1-up
Championship match: lost to Kevin Kisner, 3 and 2

Anirban Lahiri (2-3-1)

- 2015 G1: beat Ryan Palmer, 4 and 2
G2: lost to Justin Rose, 19 holes
G3: lost to Marc Leishman, 1-up
- 2016 G1: lost to Matt Kuchar, 6 and 5
G2: halved with Justin Rose
G3: beat Fabian Gomez, 4 and 2

Martin Laird (3-2-0)

- 2011 R1: lost to Edoardo Molinari, 3 and 2
- 2012 R1: beat Alvaro Quiros, 1-up
R2: beat Matteo Manassero, 2 and 1
R3: beat Paul Lawrie, 3 and 1
QF: Lost to Lee Westwood, 4 and 2

Bernhard Langer (3-6-0)

- 1999 R1: beat Brad Faxon, 4 and 2
R2: beat Vijay Singh, 2 and 1
R3: lost to Jeff Maggert, 1-up
- 2000 R1: lost to Ernie Els, 2 and 1
- 2001 R1: lost to Hidemichi Tanaka, 1-up
- 2002 R1: lost to Adam Scott, 2 and 1
- 2003 R1: lost to Adam Scott, 3 and 2
- 2006 R1: beat Ernie Els, 1-up
R2: lost to Mike Weir, 20 holes

Franklin Langham (0-1-0)

- 2001 R1: lost to Tim Herron, 3 and 1

Pablo Larrazabal (0-1-0)

- 2014 R1: lost to Jordan Spieth, 2-up

Paul Lawrie (6-6)

- 2000 R1: beat Chris Parry, 1-up
R2: beat Billy Mayfair, 3 and 2
R3: beat Mark Calcavecchia, 21 holes
QF: lost to Tiger Woods, 1-up
- 2001 R1: beat Chris DiMarco, 5 and 4
R2: lost to Mark McNulty, 5 and 4
- 2002 R1: lost to Mike Weir, 3 and 2
- 2003 R1: lost to Nick Price, 4 and 3
- 2012 R1: beat Justin Rose, 1-up
R2: beat Ryo Ishikawa, 1-up
R3: lost to Martin Laird, 3 and 1
- 2013 R1: lost to Scott Piercy, 4 and 3

Stephen Leaney (6-5)

- 1999 R1: lost to David Duval, 2 and 1
- 2003 R1: beat Bob Estes, 2 and 1
R2: beat Justin Leonard, 6 and 5
R3: lost to Tiger Woods, 7 and 6
- 2004 R1: beat Fred Funk, 1-up
R2: beat Mike Weir, 4 and 2
R3: beat Colin Montgomerie, 1-up
QF: beat Ian Poulter, 1-up
SF: lost to Tiger Woods, 2 and 1
Consolation: lost to Darren Clarke, 1-up
- 2005 R1: lost to Retief Goosen, 1-up

Danny Lee (0-2-1)

- 2016 G1: lost to Charl Schwartzel, 1-up
G2: halved with Brandt Snedeker
G3: lost to Charley Hoffman, 4 and 2

Tom Lehman (11-8)

- 1999 R1: lost to Scott Verplank, 3 and 1
- 2000 R1: beat Andrew Magee, 6 and 4
R2: lost to Miguel Angel Jimenez, 4 and 3
- 2001 R1: beat Greg Chalmers, 2 and 1
R2: beat Jeff Sluman, 3 and 2
R3: lost to Brad Faxon, 1-up
- 2002 R1: beat Hal Sutton, 2 and 1
R2: beat Ernie Els, 19 holes
R3: beat Matt Gogel, 4 and 3
QF: lost to Scott McCarron, 4 and 3
R1: lost to Scott Hoch, 3 and 1
- 2005 R1: beat K.J. Choi, 4 and 2
R2: lost to Stewart Cink, 2 and 1
- 2006 R1: beat Stuart Appleby, 3 and 2
R2: beat Adam Scott, 1-up
R3: beat David Toms, 4 and 3
QF: beat Chad Campbell, 21 holes
SF: lost to Geoff Ogilvy, 4 and 3
Consolation: lost to Zach Johnson, 1-up

Marc Leishman (8-9-2)

- 2014 R1: lost to Sergio Garcia, 22 holes
- 2015 G1: beat Justin Rose, 3 and 2
G2: beat Ryan Palmer, 4 and 3
G3: beat Anirban Lahiri, 1-up

Dell Technologies Match Play Records

- R4: lost to Gary Woodland, 2 and 1
2016 G1: halved with Ryan Moore
G2: lost to Lee Westwood, 1-up
G3: lost to Sergio Garcia, 5 and 4
2017 G1: beat Lee Westwood, 3 and 2
G2: lost to Pat Perez, 2 and 1
G3: beat Jason Day, concession (WD)
Won tiebreaker over Westwood/Perez with a birdie 3 on the second
playoff hole
R4: lost to Phil Mickelson, 4 and 3
2018 G1: lost to Julian Suri, 3 and 2
G2: lost to Bubba Watson, 3 and 2
G3: halved with Branden Grace
2019 G1: beat Kiradech Aphibarnrat, 2-up
G2: beat Russell Knox, 2-up
G3: beat Bryson DeChambeau, 5 and 4
R4: lost to Louis Oosthuizen, 2 and 1

Justin Leonard (12-11)

- 1999 R1: beat Miguel Angel Jimenez, 4 and 3
R2: lost to Shigeki Maruyama, 4 and 2
2000 R1: beat Fred Funk, 6 and 5
R2: lost to Shigeki Maruyama, 1-up
2001 R1: beat Patrik Sjoland, 6 and 5
R2: beat Gary Orr, 20 holes
R3: lost to Steve Stricker, 6 and 5
2002 R1: lost to Jose Maria Olazabal, 1-up
2003 R1: beat Jose Maria Olazabal, 2-up
R2: lost to Stephen Leaney, 6 and 5
2004 R1: lost to Alex Cejka, 4 and 3
2005 R1: lost to John Daly, 1-up
2006 R1: lost to Ben Crane, 4 and 3
2008 R1: beat Geoff Ogilvy, 2 and 1
R2: beat Lee Westwood, 2 and 1
R3: beat Stuart Appleby, 3 and 2
QF: beat Vijay Singh, 1-up
SF: lost to Stewart Cink, 4 and 2
Consolation: lost to Henrik Stenson, 3 and 2
2009 R1: beat Andres Romero, 2 and 1
R2: beat Davis Love III, 1-up
R3: beat Oliver Wilson, 19 holes
QF: lost to Ross Fisher, 2 and 1

Thomas Levet II (0-1-0)

- 2005 R1: lost to Kenny Perry, 3 and 2

Alexander Levy (1-5-0)

- 2015 G1: lost to Hideki Matsuyama, 5 and 4
G2: lost to Kevin Na, 3 and 1
G3: lost to Joost Luiten, 1-up
2018 G1: lost to Tyrrell Hatton, 3 and 2
G2: beat Charley Hoffman, 1-up
G3: lost to Brendan Steele, 3 and 1

Tom Lewis (1-1-1)

- 2019 G1: tied Brooks Koepka
G2: lost to Alex Noren, 4 and 2
G3: beat Haotong Li, 1-up

Haotong Li (2-5-0)

- 2018 G1: lost to Patrick Reed, 3 and 2
G2: lost to Jordan Spieth, 4 and 2
G3: lost to Charl Schwartzel, 3 and 2
2019 G1: beat Alex Noren, 5 and 4
G2: beat Brooks Koepka, 1-up
G3: lost to Tom Lewis, 1-up
Won tiebreaker over Alex Noren on the first playoff hole
R4: lost to Kevin Kisner, 6 and 5

Frank Lickliter II (0-1-0)

- 2002 R1: lost to Scott Verplank, 3 and 2

David Lingmerth (0-2-1)

- 2016 G1: halved with Russell Knox
G2: lost to Branden Grace, 4 and 3
G3: lost to Chris Kirk, 3 and 2

Luke List (1-5-0)

- 2018 G1: lost to Justin Thomas, 2-up
G2: lost to Francesco Molinari, 3 and 2
G3: lost to Patton Kizzire, 4 and 2
2019 G1: lost to Rory McIlroy, 5 and 4
G2: beat Matthew Fitzpatrick, 2 and 1
G3: lost to Justin Harding, 2-up

Peter Lonard (5-5-0)

- 2003 R1: beat Kenny Perry, 2 and 1
R2: beat Phil Tataurangi, 5 and 4
R3: beat Robert Allenby, 1-up
QF: beat Darren Clarke, 2-up
SF: lost to David Toms, 1-up
Consolation: lost to Adam Scott, 1-up
2004 R1: beat Rocco Mediate, 1-up
R2: lost to John Huston, 1-up
2005 R2: lost to Fred Couples, 1-up
2006 R1: lost to Angel Cabrera, 1-up

Davis Love III (19-10)

- 1999 R1: lost to Steve Pate, 1-up
2000 R1: beat Olin Browne, 2 and 1
R2: beat Jeff Sluman, 3 and 2
R3: beat Jim Furyk, 3 and 2
QF: beat Miguel Angel Jimenez, 3 and 2
SF: lost to Tiger Woods, 5 and 4
Consolation: lost to David Duval, 5 and 4
2002 R1: beat Phillip Price, 2 and 1
R2: lost to Paul Azinger, 1-up
2003 R1: beat Paul Casey, 5 and 4
R2: lost to Darren Clarke, 7 and 6
2004 R1: beat Briny Baird, 1-up
R2: beat Fred Couples, 3 and 2
R3: beat Adam Scott, 4 and 3
QF: beat Phil Mickelson, 1-up
SF: beat Darren Clarke, 21 holes
Championship Match: lost to Tiger Woods, 3 and 2
2005 R1: beat Chris Riley, 1-up
R2: beat Lee Westwood, 7 and 6

Dell Technologies Match Play Records

- 2006 R3: lost to Stewart Cink, 20 holes
R1: beat Mark Hensby, 2 and 1
R2: beat Carl Pettersson, 1-up
R3: beat Chris DiMarco, 3 and 2
QF: beat Pdraig Harrington, 1-up
SF: beat Zach Johnson, 4 and 2
Championship: lost to Geoff Ogilvy, 3 and 2
- 2007 R1: lost to Ben Crane, 3 and 1
- 2009 R1: beat Henrik Stenson, 21 holes
R2: lost to Justin Leonard, 1-up

Steve Lowery (2-3)

- 2001 R1: lost to Retief Goosen, 2 and 1
- 2002 R1: beat Scott Hoch, 5 and 4
R2: lost to Matt Gogel, 20 holes
- 2003 R1: beat Rich Beem, 2-up
R2: lost to Jim Furyk, 6 and 5

Shane Lowry (4-8-3)

- 2013 R1: beat Rory McIlroy, 1-up
R2: beat Carl Pettersson, 6 and 5
R3: lost to Graeme McDowell, 3 and 2
- 2015 G1: beat Graeme McDowell, 1-up
G2: lost to Rickie Fowler, 1-up
G3: lost to Harris English, 1-up
- 2016 G1: lost to Martin Kaymer, 1-up
G2: halved with Marcus Fraser
G3: lost to Zach Johnson, 4 and 3
- 2017 G1: halved with Sergio Garcia
G2: lost to Jon Rahm, 2 and 1
G3: lost to Kevin Chappell, 1-up
- 2019 G1: lost to Sergio Garcia, 4 and 2
G2: tied Patrick Reed
G3: beat Andrew Putnam, 3 and 2

Joost Luiten (3-4)

- 2014 R1: lost to Ryan Moore, 1-up
- 2015 G1: beat Kevin Na, 19 holes
G2: lost to Hideki Matsuyama, 2-up
G3: beat Alexander Levy, 1-up
- 2017 G1: lost to Paul Casey, 2 and 1
G2: lost to Charl Schwartzel, 4 and 3
G3: beat Byeong Hun An, 1-up

David Lynn (0-2)

- 2013 R1: lost to Webb Simpson, 5 and 4
- 2014 R1: lost to Brandt Snedeker, 20 holes

Andrew Magee (5-2)

- 1999 R1: beat Darren Clarke, 1-up
R2: beat Thomas Bjorn, 2 and 1
R3: beat Bill Glasson, 1-up
QF: beat Shigeki Maruyama, 1-up
SF: beat John Huston, 3 and 1
Championship: lost to Jeff Maggert, 38 holes
- 2000 R1: lost to Tom Lehman, 6 and 4

Jeff Maggert (6-2)

- 1999 R1: beat Fred Funk, 2-up
R2: beat Nick Price, 1-up
R3: beat Bernhard Langer, 1-up
QF: beat Tiger Woods, 2 and 1
SF: beat Steve Pate, 1-up
Championship: beat Andrew Magee, 38 holes
- 2000 R1: lost to Bob Tway, 6 and 5
- 2005 R1: lost to Pdraig Harrington, 1-up

Hunter Mahan (20-7)

- 2008 R1: beat Richard Sterne, 4 and 3
R2: lost to Steve Stricker, 20 holes
- 2009 R1: beat Mike Weir, 1-up
R2: lost to Rory McIlroy, 1-up
- 2010 R1: lost to Charl Schwartzel, 2 and 1
- 2011 R1: beat Sean O'Hair, 4 and 3
R2: beat Robert Karlsson, 2-up
R3: lost to Martin Kaymer, 2 and 1
- 2012 R1: beat Zach Johnson, 19 holes
R2: beat Y.E. Yang, 5 and 3
R3: beat Steve Stricker, 4 and 3
QF: beat Matt Kuchar, 6 and 5
SF: beat Mark Wilson, 2 and 1
Championship: beat Rory McIlroy, 2 and 1
- 2013 R1: beat Matteo Manassero, 5 and 4
R2: beat Richard Sterne, 4 and 3
R3: beat Martin Kaymer, 5 and 4
QF: beat Webb Simpson, 1-up
SF: beat Ian Poulter, 4 and 3
Championship: lost to Matt Kuchar 2 and 1
- 2014 R1: beat Gonzalo Fernandez-Castano, 3 and 2
R2: beat Richard Sterne, 2-up
R3: lost to Graeme McDowell, 21 holes
- 2015 G1: beat Stephen Gallacher, 7 and 6
G2: beat Ben Martin, 5 and 3
G3: beat Matt Kuchar, 5 and 4
R4: lost to John Senden, 2 and 1

Matteo Manassero (4-4)

- 2011 R1: beat Steve Stricker, 2 and 1
R2: beat Charl Schwartzel, 1-up
R3: lost to Luke Donald, 3 and 2
- 2012 R1: beat Webb Simpson, 3 and 2
R2: lost to Martin Laird, 2 and 1
- 2013 R1: lost to Hunter Mahan, 5 and 4
- 2014 R1: beat Luke Donald, 5 and 4
R2: lost to Jason Dufner, 2 and 1

Prayad Marksaeng (0-1)

- 2009 R1: lost to Lee Westwood, 2 and 1

Ben Martin (2-1)

- 2015 G1: beat Matt Kuchar, 1-up
G2: lost to Hunter Mahan, 5 and 3
G3: beat Stephen Gallacher, 20 holes

Dell Technologies Match Play Records

Shigeki Maruyama (10-7)

- 1999 R1: beat Steve Stricker, 3 and 2
R2: beat Justin Leonard, 4 and 2
R3: beat Loren Roberts, 2 and 1
QF: lost to Andrew Magee, 1-up
- 2000 R1: beat John Huston, 1-up
R2: beat Justin Leonard, 1-up
R3: lost to Tiger Woods, 4 and 3
- 2001 R1: beat Scott Dunlap, 2 and 1
R2: beat Bob May, 22 holes
R3: beat Mark McNulty, 4 and 3
QF: lost to Toru Taniguchi, 2 and 1
- 2003 R1: beat Scott McCarron, 4 and 3
R2: lost to Jay Haas, 1-up
- 2004 R1: lost to Trevor Immelman, 2 and 1
- 2005 R1: lost to David Howell, 6 and 5
- 2006 R1: beat Darren Clarke, 4 and 3
R2: lost to Luke Donald, 4 and 3

Hideki Matsuyama (8-8-2)

- 2014 R1: beat Martin Kaymer, 2 and 1
R2: lost to Graeme McDowell, 1-up
- 2015 G1: beat Alexander Levy, 5 and 4
G2: beat Joost Luiten, 2-up
G3: beat Kevin Na, 5 and 4
R4: lost to Rory McIlroy, 6 and 5
- 2016 G1: lost to Rafa Cabrera-Bello, 1-up
G2: beat Soren Kjeldsen, 4 and 2
G3: beat Kevin Kisner, 3 and 2
- 2017 G1: halved with Jim Furyk
G2: lost to Ross Fisher, 2 and 1
G3: lost to Louis Oosthuizen, 6 and 4
- 2018 G1: beat Yusaku Miyazato, 2 and 1
G2: lost to Cameron Smith, 1-up
G3: lost to Patrick Cantlay, 4 and 3
- 2019 G1: lost to Branden Grace, 4 and 3
G2: tied Chez Reavie
G3: beat Dustin Johnson, 3 and 2

Len Mattiace (0-1)

- 2003 R1: lost to Jim Furyk, 2 and 1

Bob May (1-1)

- 2001 R1: beat Tom Scherrer, 2 and 1
R2: lost to Shigeki Maruyama, 22 holes

Billy Mayfair (1-3)

- 1999 R1: lost to Jose Maria Olazabal, 5 and 3
- 2000 R1: beat Phil Mickelson, 20 holes
R2: lost to Paul Lawrie, 3 and 2
- 2002 R1: lost to Retief Goosen, 4 and 3

Scott McCarron (5-2)

- 2002 R1: beat Colin Montgomerie, 2 and 1
R2: beat Mike Weir, 1-up
R3: beat Sergio Garcia, 1-up
QF: beat Tom Lehman, 4 and 3
SF: beat Paul Azinger, 1-up

- Championship: lost to Kevin Sutherland, 1-up
- 2003 R1: lost to Shigeki Maruyama, 4 and 3

Graeme McDowell (9-12-2)

- 2005 R1: beat Darren Clarke, 1-up
R2: lost to Robert Allenby, 1-up
- 2006 R1: lost to Vijay Singh, 5 and 4
- 2009 R1: lost to Zach Johnson, 3 and 1
- 2010 R1: lost to Luke Donald, 2 and 1
- 2011 R1: beat Heath Slocum, 4 and 3
R2: beat Ross Fisher, 4 and 2
R3: lost to Y.E. Yang, 3 and 2
- 2012 R1: lost to Y.E. Yang, 2 and 1
- 2013 R1: beat Pdraig Harrington, 2-up
R2: beat Alexander Noren, 20 holes
R3: beat Shane Lowry, 3 and 2
QF: lost to Jason Day, 1-up
- 2014 R1: beat Gary Woodland, 19 holes
R2: beat Hideki Matsuyama, 1-up
R3: beat Hunter Mahan, 21 holes
QF: lost to Victor Dubuisson, 1-up
- 2015 G1: lost to Shane Lowry, 1-up
G2: lost to Harris English, 2 and 1
G3: lost to Rickie Fowler, 5 and 4
- 2016 G1: lost to Jason Day, 3 and 2
G2: halved with Paul Casey
G3: halved with Thongchai Jaidee

Paul McGinley (1-3)

- 2001 R1: lost to Gary Orr, 2 and 1
- 2002 R1: beat Joe Durant, 5 and 4
R2: lost to Kevin Sutherland, 2 and 1
- 2006 R1: lost to Shingo Katayama, 2 and 1

William McGirt (3-1-0)

- 2017 G1: beat Brandt Snedeker, 2-up
G2: beat Branden Grace, 2 and 1
G3: beat Andy Sullivan, 1-up
R4: lost to Soren Kjeldsen, 5 and 4

Rory McIlroy (27-12-2)

- 2009 R1: beat Louis Oosthuizen, 2 and 1
R2: beat Hunter Mahan, 1-up
R3: beat Tim Clark, 4 and 3
QF: lost to Geoff Ogilvy, 2 and 1
- 2010 R1: beat Kevin Na, 1-up
R2: lost to Oliver Wilson, 20 holes
- 2011 R1: beat Jonathan Byrd, 4 and 2
R2: lost to Ben Crane, 8 and 7
- 2012 R1: beat George Coetzee, 2-up
R2: beat Anders Hansen, 3 and 2
R3: beat Miguel Angel Jimenez, 3 and 1
QF: beat Sang Moon Bae, 3 and 2
SF: beat Lee Westwood, 3 and 1
Championship: lost to Hunter Mahan, 2 and 1
- 2013 R1: lost to Shane Lowry, 1-up
- 2014 R1: beat Boo Weekley, 3 and 2
R2: lost to Harris English, 19 holes

Dell Technologies Match Play Records

- 2015 G1: beat Jason Dufner, 5 and 4
G2: beat Brandt Snedeker, 2-up
G3: beat Billy Horschel, 20 holes
R4: beat Hideki Matsuyama, 6 and 5
QF: beat Paul Casey, 22 holes
SF: beat Jim Furyk, 1-up
Championship: beat Gary Woodland, 4 and 2
- 2016 G1: beat Thorbjorn Olesen, 1-up
G2: beat Smylie Kaufman, 3 and 1
G3: halved with Kevin Na
Won tiebreaker over Na with a par 4 on the second playoff hole
R4: beat Zach Johnson, 1-up
QF: beat Chris Kirk, 4 and 3
SF: lost to Jason Day, 1-up
Consolation: lost to Rafa Cabrera-Bello, 3 and 2
- 2017 G1: lost to Soren Kjeldsen, 2 and 1
G2: beat Gary Woodland, concession (WD)
G3: halved with Emiliano Grillo
- 2018 G1: lost to Peter Uihlein, 2 and 1
G2: beat Jhonattan Vegas, 2 and 1
G3: lost to Brian Harman, 5 and 3
- 2019 G1: beat Luke List, 5 and 4
G2: beat Justin Harding, 3 and 2
G3: beat Matt Fitzpatrick, 4 and 2
R4: lost to Tiger Woods, 2 and 1

Mark McNulty (2-1)

- 2001 R1: beat Stewart Cink, 1-up
R2: beat Paul Lawrie, 5 and 4
R3: lost to Shigeki Maruyama, 4 and 3

Ross McGowan (1-1)

- 2010 R1: beat Steve Stricker, 19 holes
R2: lost to Ryo Ishikawa, 1-up

Rocco Mediate (2-5)

- 1999 R1: lost to Vijay Singh, 5 and 3
2000 R1: lost to Jim Furyk, 2 and 1
2002 R1: beat John Daly, 5 and 4
R2: lost to David Toms, 1-up
2003 R1: beat Shingo Katayama, 1-up
R2: lost to Adam Scott, 1-up
2004 R1: lost to Peter Lonard, 1-up

Shaun Micheel (3-2-0)

- 2004 R1: beat Paul Casey, 21 holes
R2: lost to David Toms, 4 and 3
2007 R1: beat Adam Scott, 21 holes
R2: beat Rod Pampling, 1-up
R3: lost to Paul Casey, 2-up

Phil Mickelson (25-16-0)

- 1999 R1: beat Joe Ozaki, 3 and 2
R2: beat Lee Janzen, 2 and 1
R3: lost to Eduardo Romero, 2 and 1
2000 R1: lost to Billy Mayfair, 20 holes
2002 R1: lost to John Cook, 3 and 2
2003 R1: beat Robert Karlsson, 1-up

- R2: beat Brad Faxon, 3 and 2
R3: lost to Jerry Kelly, 3 and 2
- 2004 R1: beat Lee Westwood, 3 and 1
R2: beat Ben Curtis, 7 and 6
R3: beat Chris DiMarco, 3 and 2
QF: lost to Davis Love III, 1-up
- 2005 R1: beat Loren Roberts, 3 and 1
R2: beat Angel Cabrera, 4 and 3
R3: lost to David Toms, 4 and 2
- 2006: R1: beat Charles Howell III, 2-up
R2: beat John Daly, 2 and 1
R3: lost to David Howell, 3 and 1
- 2007 R1: beat Richard Green, 1-up
R2: lost to Justin Rose, 3 and 1
- 2008 R1: beat Pat Perez, 1-up
R2: lost to Stuart Appleby, 2 and 1
- 2009 R1: beat Angel Cabrera, 19 holes
R2: beat Zach Johnson, 1-up
R3: lost to Stewart Cink, 1-up
- 2011 R1: beat Brendan Jones, 6 and 5
R2: lost to Rickie Fowler, 6 and 5
- 2016 G1: beat Matthew Fitzpatrick, 5 and 4
G2: beat Daniel Berger, 1-up
G3: lost to Patrick Reed, 5 and 4
- 2017 G1: beat Si Woo Kim, 5 and 3
G2: beat Daniel Berger, 5 and 4
G3: beat J.B. Holmes, 6 and 5
R4: beat Marc Leishman, 4 and 3
QF: lost to Bill Haas, 2 and 1
- 2018 G1: lost to Charles Howell III, 3 and 2
G2: beat Satoshi Kodaira, 1-up
G3: beat Rafa Cabrera Bello, 1-up
- 2019 G1: lost to Henrik Stenson, 2 and 1
G2: lost to Jim Furyk, 1-up
G3: beat Jason Day, 2-up

Frankie Minoza (0-1)

- 1999 R1: lost to Nick Price, 4 and 3

Keith Mitchell (1-2-0)

- 2019 G1: lost to Tony Finau, 2 and 1
G2: beat Ian Poulter, 1-up
G3: lost to Kevin Kisner, 2 and 1

Hirofumi Miyase (0-1)

- 2001 R1: lost to David Toms, 1-up

Yusaku Miyazato (0-2-1)

- 2018 G1: lost to Hideki Matsuyama, 2 and 1
G2: lost to Patrick Cantlay, 1-up
G3: halved with Cameron Smith

Edoardo Molinari (1-2)

- 2010 R1: lost to Stewart Cink, 2-up
2011 R1: beat Martin Laird, 3 and 2
R2: lost to Luke Donald, 2 and 1

Dell Technologies Match Play Records

Francesco Molinari (10-12-0)

- 2010 R1: lost to Zach Johnson, 21 holes
2011 R1: lost to Ryan Palmer, 3 and 1
2012 R1: beat Thomas Bjorn, 20 holes
R2: lost to Dustin Johnson, 7 and 5
2013 R1: lost to Gonzalo Fernandez-Costano, 2-up
2014 R1: lost to Thomas Bjorn, 2 and 1
2015 G1: beat Adam Scott, 5 and 4
G2: lost to Chris Kirk, 2 and 1
G3: lost to Paul Casey, 1-up
2017 G1: lost to Bernd Wiesberger, 2-up
G2: lost to Thongchai Jaidee, 5 and 3
G3: lost to Alex Noren, concession (WD)
2018 G1: beat Patton Kizzire, 3 and 1
G2: beat Luke List, 3 and 2
G3: lost to Justin Thomas, 7 and 5
2019 G1: beat Satoshi Kodaira, 5 and 4
G2: beat Thorbjorn Olesen, 4 and 3
G3: beat Webb Simpson, 2 and 1
R4: beat Paul Casey, 5 and 4
QF: beat Kevin Na, 6 and 5
SF: lost to Kevin Kisner, 1-up
Third-place match: beat Lucas Bjerregaard, 4 and 2

Colin Montgomerie (7-8)

- 1999 R1: lost to Craig Stadler, 5 and 3
2000 R1: beat Dennis Paulson, 2 and 1
R2: lost to Thomas Bjorn, 23 holes
2002 R1: lost to Scott McCarron, 2 and 1
2003 R1: lost to Alex Cjeka, 4 and 2
2004 R1: beat Nick Price, 20 holes
R2: beat Stewart Cink, 5 and 4
R3: lost to Stephen Leaney, 1-up
2006 R1: beat Niclas Fasth, 23 holes
R2: lost to Shingo Katayama, 3 and 2
2007 R1: beat Johan Edfors, 2 and 1
R2: lost to Paul Casey, 4 and 3
2008 R1: beat Jim Furyk, 3 and 2
R2: beat Charles Howell III, 1-up
R3: lost to Stewart Cink, 4 and 2

Ryan Moore (7-8-4)

- 2010 R1: lost to Ernie Els, 4 and 3
2011 R1: beat Francesco Molinari, 3 and 1
R2: beat K.J. Choi, 5 and 4
R3: beat Nick Watney, 19 holes
QF: lost to Luke Donald, 5 and 4
2013 R1: lost to Jim Furyk, 4 and 2
2014 R1: beat Joost Luiten, 1-up
R2: lost to Matt Kuchar, 1-up
2015 G1: lost to Danny Willett, 3 and 2
G2: lost to Andy Sullivan, 3 and 2
G3: lost to Patrick Reed, 1-up
2016 G1: halved with Marc Leishman
G2: beat Sergio Garcia, 1-up
G3: beat Lee Westwood, 2 and 1
R4: beat Patton Kizzire, 4 and 3
QF: lost to Rafa Cabrera-Bello, 2 and 1
2017 G1: halved with Yuta Ikeda

- G2: halved with Hideto Tanihara
G3: halved with Jordan Spieth

Kevin Na (8-10-2)

- 2010 R1: lost to Rory McIlroy, 1-up
2012 R1: lost to Steve Stricker, 2 and 1
2015 G1: lost to Joost Luiten, 19 holes
G2: beat Alexander Levy, 3 and 1
G3: lost to Hideki Matsuyama, 5 and 4
2016 G1: beat Smylie Kaufman, 2 and 1
G2: beat Thorbjorn Olesen, 3 and 2
G3: halved with Rory McIlroy
Lost tiebreaker to McIlroy on the second playoff hole
2017 G1: beat Matthew Fitzpatrick, 5 and 4
G2: beat Justin Thomas, 4 and 2
G3: lost to Chris Wood, 2 and 1
Won tiebreaker over Fitzpatrick with a birdie 3 on the first playoff hole
R4: lost to Bill Haas, 1-up
2018 G1: lost to Alex Noren, 4 and 2
G2: lost to Tony Finau, 3 and 2
G3: halved with Thomas Pieters
2019 G1: beat Bubba Watson, 1-up
G2: lost to Jordan Spieth, 3 and 2
G3: beat Billy Horschel, 3 and 1
R4: beat Justin Rose, 2-up
QF: lost to Francesco Molinari, 6 and 5

Seung-yul Noh (0-1)

- 2011 R1: lost to Martin Kaymer, 7 and 6

Alex Noren (13-5-0)

- 2010 R1: lost to Geoff Ogilvy, 7 and 5
2013 R1: beat Dustin Johnson, 6 and 4
R2: lost to Graeme McDowell, 20 holes
2017 G1: beat Thongchai Jaidee, 3 and 2
G2: beat Bernd Wiesberger, 3 and 2
G3: beat Francesco Molinari, concession (WD)
R4: beat Brooks Koepka, 2 and 1
QF: lost to Dustin Johnson, 3 and 2
2018 G1: beat Kevin Na, 4 and 2
G2: beat Thomas Pieters, 5 and 4
G3: beat Tony Finau, 1-up
R4: beat Patrick Reed, 5 and 3
QF: beat Cameron Smith, 4 and 2
SF: lost to Kevin Kisner, 19 holes
Consolation: beat Justin Thomas, 5 and 3
2019 G1: lost to Haotong Li, 5 and 4
G2: beat Tom Lewis, 4 and 2
G3: beat Brooks Koepka, 3 and 2
Lost in a tiebreaker to Haotong Li on the first playoff hole

Greg Norman (1-2)

- 1999 R1: beat John Cook, 3 and 2
R2: lost to Eduardo Romero, 21 holes
2000 R1: lost to Mark O'Meara, 1-up

Dell Technologies Match Play Records

Arron Oberholser (2-3)

- 2006 R1: beat Tim Clark, 21 holes
R2: lost to Chris DiMarco, 6 and 5
2007 R1: lost to David Toms, 5 and 4
2008 R1: beat Mike Weire, 3 and 1
R2: lost to Tiger Woods, 3 and 2

Geoff Ogilvy (20-5)

- 2006 R1: beat Michael Campbell, 19 holes
R2: beat Nick O'Hern, 21 holes
R3: beat Mike Weir, 21 holes
QF: beat David Howell, 19 holes
SF: beat Tom Lehman, 4 and 3
Championship: beat Davis Love III, 3 and 2
2007 R1: beat Steve Stricker, 4 and 3
R2: beat Jose Maria Olazabal, 2 and 1
R3: beat Niclas Fasth, 2 and 1
QF: beat Paul Casey, 5 and 4
SF: beat Chad Campbell, 3 and 2
Championship: lost to Henrik Stenson, 2 and 1
2008 R1: lost to Justin Leonard, 2 and 1
2009 R1: beat Kevin Sutherland, 19 holes
R2: beat Shingo Katayama, 19 holes
R3: beat Camilo Villegas, 2 and 1
QF: beat Rory McIlroy, 2 and 1
SF: beat Stewart Cink, 4 and 2
Championship: beat Paul Casey, 4 and 3
2010 R1: beat Alexander Noren, 7 and 5
R2: lost to Camilo Villegas, 2 and 1
2011 R1: beat Pdraig Harrington, 4 and 3
R2: beat Thomas Bjorn, 1-up
R3: lost to Bubba Watson, 6 and 4
2012 R1: lost to Keegan Bradley, 4 and 3

Sean O'Hair (5-4)

- 2006 R1: beat Fred Couples, 19 holes
R2: lost to Zach Johnson, 1-up
2009 R1: beat Adam Scott, 1-up
R2: beat Boo Weekley, 2 and 1
R3: beat Ian Poulter, 2 and 1
QF: lost to Paul Casey, 4 and 3
2010 R1: beat Simon Dyson, 3 and 1
R2: lost to Stewart Cink, 1-up
2011 R1: lost to Hunter Mahan, 4 and 3

Nick O'Hern (11-5)

- 2001 R1: beat Hal Sutton, 21 holes
R2: beat Tim Herron, 5 and 3
R3: beat Dudley Hart, 5 and 4
QF: lost to Steve Stricker, 20 holes
2005 R1: beat Charles Howell III, 19 holes
R2: beat Tiger Woods, 3 and 1
R3: beat Luke Donald, 5 and 4
QF: lost to Ian Poulter, 3 and 1
2006: R1: beat Fred Funk, 5 and 3
R2: lost to Geoff Ogilvy, 21 holes
2007 R1: beat Lucas Glover, 4 and 3
R2: beat Rory Sabbatini, 2 and 1
R3: beat Tiger Woods, 20 holes

- QF: lost to Henrik Stenson, 1-up
2008 R1: beat Scott Verplank, 3 and 2
R2: lost to Rod Pampling, 5 and 4

Jose Maria Olazabal (9-6)

- 1999 R1: beat Billy Mayfair, 5 and 3
R2: beat Michael Bradley, 2 and 1
R3: beat Steve Jones, 1-up
QF: lost to John Huston, 2 and 1
2000 R1: beat Craig Parry, 1-up
R2: lost to Mark Calcavecchia, 4 and 3
2002 R1: beat Justin Leonard, 1-up
R2: beat Retief Goosen, 1-up
R3: beat Mark Calcavecchia, 2-up
QF: lost to Brad Faxon, 20 holes
2003 R1: lost to Justin Leonard, 2-up
2006 R1: beat Brandt Jobe, 3 and 2
R2: lost to David Toms, 2 and 1
2007 R1: beat Paul Goydos, 19 holes
R2: lost to Geoff Ogilvy, 2 and 1

Thorbjorn Olesen (3-6-0)

- 2013 R1: beat Jamie Donaldson, 3 and 2
R2: lost to Tim Clark, 3 and 2
2014 R1: lost to Jason Day, 2-up
2016 G1: lost to Rory McIlroy, 1-up
G2: lost to Kevin Na, 3 and 2
G3: beat Smylie Kaufman, 2 and 1
2019 G1: beat Webb Simpson, 2 and 1
G2: lost to Francesco Molinari, 4 and 3
G3: lost to Satoshi Kodaira, 3 and 1

Peter O'Malley (1-1)

- 2002 R1: beat Tiger Woods, 2 and 1
R2: lost to Nick Price, 2 and 1

Mark O'Meara (1-2)

- 1999 R1: lost to Michael Bradley, 4 and 2
2000 R1: beat Greg Norman, 1-up
R2: lost to Darren Clarke, 5 and 4

Louis Oosthuizen (22-12-0)

- 2009 R1: lost to Rory McIlroy, 2 and 1
2011 R1: lost to Bo Van Pelt, 2-up
2012 R1: beat Aaron Baddeley, 2 and 1
R2: lost to Steve Stricker, 1-up
2013 R1: beat Richie Ramsay, 2 and 1
R2: lost to Robert Garrigus, 3 and 2
2014 R1: beat Nick Watney, 1-up
R2: beat Henrik Stenson, 4 and 3
R3: beat Webb Simpson, 5 and 4
QF: lost to Jason Day, 2 and 1
2015 G1: beat Keegan Bradley, 6 and 5
G2: beat Miguel Angel Jimenez, 2-up
G3: beat Bubba Watson, 19 holes
R4: beat Rickie Fowler, 1-up
QF: lost to Jim Furyk, 4 and 2
2016 G1: beat Matt Jones, 2 and 1

Dell Technologies Match Play Records

G2: beat Bernd Wiesberger, 2 and 1
G3: beat Andy Sullivan, 4 and 2
R4: beat Jordan Spieth, 4 and 2
QF: beat Dustin Johnson, 2 and 1
SF: beat Rafa Cabrera-Bello, 4 and 3
Championship: lost to Jason Day 5 and 4
2017 G1: beat Ross Fisher, 4 and 3
G2: lost to Jim Furyk, 3 and 2
G3: beat Hideki Matsuyama, 6 and 4
Lost tiebreaker to Fisher on the second playoff hole
2018 G1: beat Jason Dufner, 1-up
G2: lost to James Hahn, 3 and 1
G3: beat Jason Day, 2-up
Won tiebreaker to Jason Dufner with a par on the first extra hole
R4: lost to Ian Poulter, 2 and 1
2019 G1: lost to Kyle Stanley, 3 and 2
G2: beat Byeong Hun An, 1-up
G3: beat Tommy Fleetwood, 4 and 3
R4: beat Marc Leishman, 2 and 1
QF: lost to Kevin Kisner, 2 and 1

Gary Orr (1-1)

2001 R1: beat Paul McGinley, 2 and 1
R2: lost to Justin Leonard, 20 holes

Jeff Overton (0-1)

2011 R1: lost to Ernie Els, 20 holes

Joe Ozaki (1-3)

1999 R1: lost to Phil Mickelson, 3 and 2
2000 R1: beat Fred Couples, 1-up
R2: lost to Jesper Parnevik, 19 holes
2001 R1: lost to Jeff Sluman, 3 and 2

Ryan Palmer (1-4)

2011 R1: beat Jim Furyk, 2-up
R2: lost to Miguel Angel Jimenez, 4 and 2
2015 G1: lost to Anirban Lahiri, 4 and 2
G2: lost to Marc Leishman, 4 and 3
G3: lost to Justin Rose, 2 and 1

Rod Pampling (3-4)

2005 R1: lost to Miguel Angel Jimenez, 3 and 2
2006 R1: lost to Pdraig Harrington, 4 and 2
2007 R1: beat Yong Eun Yang, 5 and 4
R2: lost to Shaun Micheel, 1-up
2008 R1: beat Justin Rose, 2 and 1
R2: beat Nick O'Hern, 5 and 4
R3: lost to Vijay Singh, 25 holes
2009 R1: lost to Camilo Villegas, 7 and 6

Jesper Parnevik (2-3)

1999 R1: lost to Craig Parry, 1-up
2000 R1: beat Pdraig Harrington, 2 and 1
R2: beat Joe Ozaki, 19 holes
R3: lost to Scott Hoch, 2 and 1
2002 R1: lost to Paul Azinger, 1-up

Craig Parry (3-5)

1999 R1: beat Jesper Parnevik, 1-up
R2: lost to Stewart Cink, 3 and 2
2000 R1: lost to Jose Maria Olazabal, 1-up
2001 R1: beat Dennis Paulson, 21 holes
R2: lost to Craig Stadler, 7 and 6
2003 R1: lost to Brad Faxon, 2 and 1
2005 R1: beat Tim Clark, 1-up
R2: lost to Kirk Triplett, 5 and 4

Steve Pate (4-4)

1999 R1: beat Davis Love III, 1-up
R2: beat Brandt Jobe, 1-up
R3: beat Fred Couples, 1-up
QF: beat Eduardo Romero, 3 and 2
SF: lost to Jeff Maggert, 1-up
Consolation: lost to John Huston, 5 and 4
2000 R1: lost to Bob Estes, 20 holes
2001 R1: lost to Toshia Izawa, 1-up

Dennis Paulson (0-2)

2000 R1: lost to Colin Montgomerie, 2 and 1
2001 R1: lost to Craig Parry, 1-up

Eddie Pepperell (0-2-1)

2019 G1: lost to Gary Woodland, 2 and 1
G2: tied Justin Rose
G3: lost to Emiliano Grillo, 4 and 3

Pat Perez (3-5-1)

2008 R1: lost to Phil Mickelson, 1-up
2009 R1: beat Pdraig Harrington, 1-up
R2: lost to Ross Fisher, 6 and 5
2017 G1: beat Jason Day, Concession (WD)
G2: beat Marc Leishman, 3 and 1
G3: lost to Lee Westwood, 2 and 1
Lost tiebreaker with Leishman/Westwood on the second playoff hole. Leishman advanced.
2018 G1: halved with Si Woo Kim
G2: lost to Webb Simpson, 2 and 1
G3: lost to Gary Woodland, 1-up

Chris Perry (1-2)

2000 R1: lost to Paul Lawrie, 1-up
2001 R1: beat to Jonathan Kaye, 2-up
R2: lost to Brad Faxon, 1-up

Kenny Perry (3-7)

2001 R1: lost to Stuart Appleby, 2-up
2002 R1: lost to Brad Faxon, 7 and 6
2003 R1: lost to Peter Lonard, 2 and 1
2004 R1: beat Jeff Sluman, 6 and 4
R2: beat Steve Flesch, 1-up
R3: lost to Darren Clarke, 3 and 2
2005 R1: beat Thomas Levet, 3 and 2
R2: lost to Luke Donald, 4 and 3
2009 R1: lost to Mathew Goggin, 2 and 1
2010 R1: lost to Brian Gay, 2 and 1

Dell Technologies Match Play Records

Carl Pettersson (2-4)

- 2003 R1: lost to Tiger Woods, 2 and 1
2006 R1: beat Kenny Perry, 1-up
R2: lost to Davis Love III, 1-up
2007 R1: lost to K.J. Choi, 2 and 1
2013 R1: beat Rickie Fowler, 19 holes
R2: lost to Shane Lowry, 6 and 5

Scott Piercy (3-5-2)

- 2013 R1: beat Paul Lawrie, 4 and 3
R2: beat Luke Donald, 7 and 6
R3: lost to Ian Poulter, 5 and 3
2014 R1: lost to Justin Rose, 1-up
2016 G1: halved with Byeong-Hun An
G2: halved with Rickie Fowler
G3: beat Jason Dufner, 1-up
Lost tiebreaker to An on the first playoff hole
2017 G1: lost to Thomas Pieters, 3 and 2
G2: lost to Bubba Watson, 4 and 3
G3: lost to Jhonattan Vegas, 3 and 1

Thomas Pieters (2-4-3)

- 2016 G1: halved with Adam Scott
G2: lost to Bill Haas, 4 and 2
G3: beat Chris Wood, 3 and 2
2017 G1: beat Scott Piercy, 3 and 2
G2: lost to Jhonattan Vegas, 3 and 1
G3: halved with Bubba Watson
2018 G1: lost to Tony Finau, 2 and 1
G2: lost to Alex Noren, 5 and 4
G3: halved with Kevin Na

Ian Poulter (29-16-0)

- 2004 R1: beat Chris Riley, 1-up
R2: beat Duffy Waldorf, 7 and 5
R3: beat John Huston, 2 and 1
QF: lost to Stephen Leaney, 1-up
2005 R1: beat Jim Furyk, 3 and 1
R2: beat Stuart Appleby, 6 and 5
R3: beat Rory Sabbatini, 1-up
QF: beat Nick O'Hern, 3 and 1
SF: lost to David Toms, 3 and 2
Consolation: lost to Retief Goosen, 20 holes
2006 R1: lost to David Toms, 19 holes
2007 R1: beat Brad Bryant, 5 and 4
R2: beat Bradley Dredge, 3 and 1
R3: lost to Trevor Immelman, 2 and 1
2008 R1: beat Soren Hansen, 2 and 1
R2: lost to K.J. Choi, 19 holes
2009 R1: beat Jeev Milkha Singh, 4 and 3
R2: beat Charl Schwartzel, 1-up
R3: lost to Sean O'Hair, 2 and 1
2010 R1: beat Justin Leonard, 19 holes
R2: beat Adam Scott, 2 and 1
R3: beat Jeev Milkha Singh, 5 and 4
QF: beat Thongchai Jaidee, 1-up
SF: beat Sergio Garcia, 7 and 6
Championship: beat Paul Casey, 5 and 4
2011 R1: lost to Stewart Cink, 19 holes

- 2012 R1: lost to Sang Moon Bae, 4 and 3
2013 R1: beat Stephen Gallacher, 2 and 1
R2: beat Bo Van Pelt, 3 and 1
R3: beat Tim Clark, 5 and 3
QF: beat Steve Stricker, 3 and 2
SF: lost to Hunter Mahan, 4 and 3
Consolation: lost to Jason Day, 1-up
2014 R1: lost to Rickie Fowler, 2 and 1
2015 G1: lost to Webb Simpson, 3 and 2
G2: lost to Gary Woodland, 3 and 2
G3: beat Jimmy Walker, 4 and 2
2018 G1: beat Tommy Fleetwood, 3 and 2
G2: beat Daniel Berger, 2 and 1
G3: beat Kevin Chappell (Concession)
R4: beat Louis Oosthuizen, 2 and 1
QF: lost to Kevin Kisner, 8 and 6
2019 G1: beat Kevin Kisner, 2-up
G2: lost to Keith Mitchell, 1-up
G3: beat Tony Finau, 1-up
Lost tiebreaker to Kevin Kisner on the third playoff hole

Nick Price (5-6)

- 1999 R1: beat Frankie Minoza, 4 and 3
R2: lost to Jeff Maggert, 1-up
2000 R1: lost to Mark Calcavecchia, 2 and 1
2002 R1: beat Angel Cabrera, 2 and 1
R2: beat Peter O'Malley, 2 and 1
R3: lost to Bob Estes, 1-up
2003 R1: beat Paul Lawrie, 4 and 3
R2: beat Niclas Fasth, 2 and 1
R3: lost to Jay Haas, 20 holes
2004 R1: lost to Colin Montgomerie in 20 holes
2005 R1: lost to Tiger Woods, 4 and 3

Phillip Price (0-3)

- 2001 R1: lost to Andrew Coltart, 3 and 2
2002 R1: lost to Davis Love III, 2 and 1
2004: R1: lost to Fredrik Jacobson, 5 and 4

Andrew Putnam (1-2-0)

- 2019 G1: beat Patrick Reed, 3 and 2
G2: lost to Sergio Garcia, 5 and 4
G3: lost to Shane Lowry, 3 and 2

Brett Quigley (0-1)

- 2007 R1: lost to Jim Furyk, 2 and 1

Alvaro Quiros (0-4)

- 2009 R1: lost to Stephen Ames, 1-up
2010 R1: lost to Mike Weir, 8 and 6
2011 R1: lost to Y.E. Yang, 20 holes
2012 R1: lost to Martin Laird, 1-up

Jon Rahm (7-4-2)

- 2017 G1: beat Kevin Chappell, 3 and 2
G2: beat Shane Lowry, 2 and 1
G3: beat Sergio Garcia, 6 and 4
R4: beat Charles Howell III, 6 and 4

Dell Technologies Match Play Records

QF: beat Soren Kjeldsen, 7 and 5
SF: beat Bill Haas, 3 and 2
Championship: lost to Dustin Johnson, 1-up

- 2018 G1: halved with Keegan Bradley
G2: lost to Chez Reavie, 1-up
G3: lost to Kiradech Aphibarnrat, 4 and 3
- 2019 G1: beat Si Woo Kim, 7 and 5
G2: lost to J.B. Holmes, 2 and 1
G3: tied Matt Kuchar

Richard Ramsay (0-1)

- 2013 R1: lost to Louis Oosthuizen, 2 and 1

Chez Reavie (1-3-2)

- 2018 G1: lost to Kiradech Aphibarnrat, 3 and 2
G2: beat Jon Rahm, 1-up
G3: halved with Keegan Bradley
- 2019 G1: lost to Dustin Johnson, 4 and 3
G2: tied Hideki Matsuyama
G3: lost to Branden Grace, 2 and 1

Patrick Reed (10-7-2)

- 2014 R1: beat Graham DeLaet, 1-up
R2: lost to George Coetzee, 21 holes
- 2015 G1: beat Andy Sullivan, 2 and 1
G2: lost to Danny Willett, 2 and 1
G3: beat Ryan Moore, 1-up
- 2016 G1: beat Daniel Berger, 1-up
G2: beat Matthew Fitzpatrick, 4 and 3
G3: beat Phil Mickelson, 5 and 4
R4: lost to Dustin Johnson, 3 and 2
- 2017 G1: halved with Jason Dufner
G2: lost to Kevin Kisner, 1-up
G3: lost to Brooks Koepka, 1-up
- 2018 G1: beat Haotong Li, 3 and 2
G2: beat Charl Schwartzel, 1-up
G3: beat Jordan Spieth, 2 and 1
R4: lost to Alex Noren, 5 and 3
- 2019 G1: lost to Andrew Putnam, 3 and 2
G2: tied Shane Lowry
G3: beat Sergio Garcia, 2 and 1

Chris Riley (1-3)

- 2003 R1: beat Stuart Appleby, 1-up
R2: lost to David Toms, 1-up
- 2004 R1: lost to Ian Poulter, 1-up
- 2005 R1: lost to Davis Love III, 1-up

Loren Roberts (3-5)

- 1999 R1: beat Hal Sutton, 5 and 4
R2: beat Paul Azinger, 2 and 1
R3: lost to Shigeki Maruyama, 2 and 1
- 2000 R1: lost to Sergio Garcia, 20 holes
- 2003 R1: lost to Mike Weir, 26 holes
- 2004 R1: beat Jay Haas, 1-up
R2: lost to Chad Campbell, 3 and 1
- 2005 R1: lost to Phil Mickelson, 3 and 1

Robert Rock (1-1)

- 2012 R1: beat Adam Scott, 1-up
R2: lost to Mark Wilson 3 and 2

John Rollins (0-2)

- 2004 R1: lost to Tiger Woods, 1-up
- 2007 R1: lost to Vijay Singh, 4 and 3

Andres Romero (1-2)

- 2008 R1: beat Retief Goosen, 2 and 1
R2: lost to Jonathan Byrd, 6 and 4
- 2009 R1: lost to Justin Leonard, 2 and 1

Eduardo Romero (4-3)

- 1999 R1: beat Lee Westwood, 3 and 2
R2: beat Greg Norman, 21 holes
R3: beat Phil Mickelson, 2 and 1
QF: lost to Steve Pate, 3 and 2
- 2003 R1: beat John Huston, 2 and 1
R2: lost to Toshi Izawa, 3 and 1
- 2004 R1: lost to Darren Clarke, 25 holes

Justin Rose (12-12-2)

- 2003 R1: beat David Duval, 20 holes
R2: lost to Kevin Sutherland, 1-up
- 2004: R1: lost to Stuart Appleby, 5 and 4
- 2007 R1: beat Michael Campbell, 6 and 5
R2: beat Phil Mickelson, 3 and 1
R3: beat Charles Howell III, 3 and 2
QF: lost to Trevor Immelman, 5 and 4
- 2008 R1: lost to Rod Pampling, 2 and 1
- 2009 R1: lost to Boo Weekley, 1-up
- 2011 R1: beat Zach Johnson, 2 and 1
R2: lost to Martin Kaymer, 20 holes
- 2012 R2: lost to Paul Lawrie, 1-up
- 2013 R1: beat K.J. Choi, 2 and 1
R2: lost to Nicolas Colsaerts, 4 and 2
- 2014 R1: beat Scott Piercy, 1-up
R2: lost to Ernie Els, 20 holes
- 2015 G1: lost to Marc Leishman, 3 and 2
G2: beat Anirban Lahiri, 19 holes
G3: beat Ryan Palmer, 2 and 1
- 2016 G1: beat Fabian Gomez, 2-up
G2: halved with Anirban Lahiri
G3: lost to Matt Kuchar, 3 and 2
- 2019 G1: beat Emiliano Grillo, 2 and 1
G2: tied Eddie Pepperell
G3: beat Gary Woodland, 1-up
R4: lost to Kevin Na, 2-up

Rory Sabbatini (3-7)

- 2002 R1: lost to David Toms, 1-up
- 2005 R1: beat Thomas Bjorn, 6 and 5
R2: beat Pdraig Harrington, 3 and 1
R3: lost to Ian Poulter 1-up
- 2006 R1: lost to Miguel Angel Jimenez, 2 and 1
- 2007 R1: beat David Howll, 1-up
R2: lost to Nick O'Hern, 2 and 1

Dell Technologies Match Play Records

2008 R1: lost to Bradley Dredge, 4 and 2
2009 R1: lost to Miguel Angel Jimenez, 2 and 1
2010 R1: lost to Robert Karlsson, 20 holes

Nobuhito Sato (0-1)

2001 R1: lost to Robert Allenby, 2 and 1

Xander Schauffele (3-2-1)

2018 G1: beat Dylan Frittelli, 1-up
G2: beat Shubhankar Sharma, 3 and 1
G3: lost to Sergio Garcia, 3 and 1
2019 G1: beat Lee Westwood, 1-up
G2: tied Tyrrell Hatton
G3: lost to Rafa Cabrera Bello

Tom Scherrer (0-1)

2001 R1: lost to Bob May, 2 and 1

Charl Schwartzel (14-11-0)

2009 R1: beat Sergio Garcia, 1-up
R2: lost to Ian Poulter, 1-up
2010 R1: beat Hunter Mahan, 2 and 1
R2: beat Jim Furyk, 3 and 2
R3: lost to Stewart Cink, 19 holes
2011 R1: beat Ryo Ishikawa, 20 holes
R2: lost to Matteo Manassero, 1-up
2012 R1: beat Gary Woodland, 4 and 2
R2: lost to Sang Moon Bae, 1-up
2013 R1: lost to Russell Henley, 1-up
2014 R1: beat Kevin Stadler, 3 and 2
R2: lost to Jim Furyk, 3 and 2
2015 G1: beat Victor Dubuisson, 5 and 4
G2: beat Dustin Johnson, 20 holes
G3: beat Matt Jones, 20 holes
R4: lost to Paul Casey, 3 and 1
2016 G1: beat Danny Lee, 1-up
G2: beat Charley Hoffman, 3 and 2
G3: lost to Brandt Snedeker, 5 and 3
2017 G1: beat Byeong Hun An, 6 and 5
G2: beat Joost Luiten, 4 and 3
G3: lost to Paul Casey, 4 and 3
2018 G1: lost to Jordan Spieth, 2 and 1
G2: lost to Patrick Reed, 1-up
G3: beat Haotong Li, 3 and 2

Adam Scott (15-16-1)

2002 R1: beat Bernhard Langer, 2 and 1
R2: lost to Brad Faxon, 3 and 2
2003 R1: beat Bernhard Langer, 3 and 2
R2: beat Rocco Mediate, 1-up
R3: beat Kevin Sutherland, 2 and 1
QF: beat Jay Haas, 2 and 1
SF: lost to Tiger Woods, 19 holes
Consolation: beat Peter Lonard, 1-up
2004: R1: beat Miguel Angel Jimenez, 2 and 1
R2: beat Robert Allenby, 23 holes
R3: lost to Davis Love III, 4 and 3
2005 R1: beat Trevor Immelman, 2-up

R2: beat David Howell, 2 and 1
R3: beat Sergio Garcia, 4 and 3
QF: lost to David Toms, 2 and 1
2006 R1: beat Lucas Glover, 2 and 1
R2: lost to Tom Lehman, 1-up
2007 R1: lost to Shaun Micheel, 21 holes
2008 R1: beat Brendan Jones, 2 and 1
R2: lost to Woody Austin, 19 holes
2009 R1: lost to Sean O'Hair, 1-up
2010 R1: beat Angel Cabrera, 3 and 2
R2: lost to Ian Poulter, 2 and 1
2011 R1: lost to ben Crane, 4 and 2
2012 R1: lost to Robert Rock, 1-up
2013 R1: lost to Tim Clark, 2 and 1
2015 G1: lost to Francesco Molinari, 5 and 4
G2: lost to Paul Casey, 1-up
G3: lost to Chris Kirk, 1-up
2016 G1: halved with Thomas Pieters
G2: beat Chris Wood, 3 and 2
G3: lost to Bill Haas, 1-up

John Senden (6-4)

2007 R1: lost to Sergio Garcia, 3 and 2
2012 R1: beat Simon Dyson, 4 and 3
R2: beat Jason Day, 6 and 5
R3: lost to Sang Moon Bae, 1-up
2013 R1: lost to Bo Van Pelt, 6 and 5
2015 G1: beat Henrik Stenson, 19 holes
G2: beat Bill Haas, 4 and 3
G3: beat Brendon Todd, 1-up
R4: beat Hunter Mahan, 2 and 1
QF: lost to Gary Woodland, 5 and 3

Shubhankar Sharma (0-3-0)

2018 G1: lost to Sergio Garcia, 1-up
G2: lost to Xander Schauffele, 3 and 1
G3: lost to Dylan Frittelli, 1-up

Michael Siem (0-1)

2013 R1: lost to Luke Donald, 1-up

Michael Sim (0-1)

2010 R1: lost to Ryo Ishikawa, 2-up

Webb Simpson (8-10-2)

2012 R1: lost to Matteo Manassero, 3 and 2
2013 R1: beat David Lynn, 5 and 4
R2: beat Peter Hanson, 1-up
R3: beat Gonzalo Fernandez-Castano, 2-up
QF: lost to Hunter Mahan, 1-up
2014 R1: beat Thongchai Jaidee, 3 and 2
R2: beat Brandt Snedeker, 4 and 3
R3: lost to Louis Oosthuizen, 5 and 4
2015 G1: beat Ian Poulter, 3 and 2
G2: beat Jimmy Walker, 19 holes
G3: lost to Gary Woodland, 1-up
2017 G1: lost to Dustin Johnson, 5 and 3
G2: lost to Jimmy Walker, 3 and 2

Dell Technologies Match Play Records

- 2018 G3: lost to Martin Kaymer, 3 and 2
G1: halved with Gary Woodland
G2: beat Pat Perez, 2 and 1
G3: lost to Si Woo Kim, 2-up
- 2019 G1: lost to Thorbjorn Olesen, 2 and 1
G2: tied Satoshi Kodaira
G3: lost to Francesco Molinari, 2 and 1

Jeev Milkha Singh (2-3)

- 2007 R1: lost to Stewart Cink, 3 and 2
- 2009 R1: lost to Ian Poulter, 4 and 3
- 2010 R1: beat Pdraig Harrington, 3 and 1
R2: beat Matt Kuchar, 1-up
R3: lost to Ian Poulter, 5 and 4

Vijay Singh (12-11)

- 1999 R1: beat Rocco Mediate, 5 and 3
R2: lost to Bernhard Langer, 2 and 1
- 2000 R1: lost to Duffy Waldorf, 2 and 1
- 2001 R1: beat Kevin Sutherland, 4 and 2
R2: lost to Toru Taniguchi, 1-up
- 2002 R1: beat Toru Taniguchi, 3 and 2
R2: lost to Niclas Fasth, 3 and 2
- 2004 R1: beat Shingo Katayama, 5 and 3
R2: lost to Jerry Kelly, 4 and 2
- 2005 R1: beat Shingo Katayama, 4 and 3
R2: lost to Jay Haas, 3 and 2
- 2006 R1: beat Graeme McDowell, 5 and 4
R2: beat Miguel Angel Jimenez, 2 and 1
R3: lost to Pdraig Harrington, 19 holes
- 2007 R1: beat John Rollins, 4 and 3
R2: lost to Stephen Ames, 19 holes
- 2008 R1: beat Peter Hanson, 19 holes
R2: beat Niclas Fasth, 1-up
R3: beat Rod Pampling, 25 holes
QF: lost to Justin Leonard, 1-up
- 2009 R1: beat Soren Kjeldsen, 2 and 1
R2: lost to Luke Donald, 19 holes
- 2010 R1: lost to Tim Clark, 1-up

Patrik Sjoland (2-2)

- 1999 R1: beat Jim Furyk, 5 and 3
R2: beat Carlos Franco, 2 and 1
R3: lost to John Huston, 1-up
- 2001 R1: lost to Justin Leonard, 6 and 5

Heath Slocum (0-1)

- 2011 R1: lost to Graeme McDowell, 4 and 3

Jeff Sluman (3-6)

- 1999 R1: lost to Brandt Jobe, 3 and 2
- 2000 R1: beat Steve Elkington, 2 and 1
R2: lost to Davis Love III, 3 and 2
- 2001 R1: beat Joe Ozaki, 3 and 2
R2: lost to Tom Lehman, 3 and 2
- 2002 R1: lost to Ernie Els, 4 and 3
- 2003 R1: beat Michael Campbell, 3 and 2
R2: lost to Robert Allenby, 1-up

- 2004 R1: lost to Kenny Perry, 6 and 4

Cameron Smith (3-4-1)

- 2018 G1: beat Patrick Cantlay, 2-up
G2: beat Hideki Matsuyama, 1-up
G3: halved with Yusaku Miyazato
R4: beat Tyrrell Hatton, 2 and 1
QF: lost to Alex Noren, 4 and 2
- 2019 G1: lost to Charles Howell III, 2 and 1
G2: lost to Abraham Ancer, 3 and 2
G3: lost to Paul Casey, 4 and 3

Brandt Snedeker (8-9-2)

- 2008 R1: lost to Lee Westwood, 3 and 2
- 2012 R1: beat Retief Goosen, 21 holes
R2: beat Kyle Stanley, 2 and 1
R3: lost to Peter Hanson, 5 and 3
- 2014 R1: beat David Lynn, 20 holes
R2: lost to Webb Simpson, 4 and 3
- 2015 G1: lost to Billy Horschel, 5 and 4
G2: lost to Rory McIlroy, 2-up
G3: lost to Jason Dufner, 1-up
- 2016 G1: beat Charley Hoffman, 2 and 1
G2: halved with Danny Lee
G3: beat Charl Schwartzel, 5 and 4
R4: lost to Jason Day, 3 and 2
- 2017 G1: lost to William McGirt, 2-up
G2: beat Andy Sullivan, 2 and 1
G3: beat Branden Grace, 5 and 4
- 2019 G1: tied Patrick Cantlay
G2: beat Tiger Woods, 2 and 1
G3: lost to Aaron Wise, 6 and 4

Jordan Spieth (12-6-2)

- 2014 R1: beat Pablo Larrazabal, 2-up
R2: beat Thomas Bjorn, 5 and 4
R3: beat Matt Kuchar, 2 and 1
QF: lost to Ernie Els, 4 and 2
- 2015 G1: beat Mikko Ilonen, 4 and 2
G2: beat Matt Every, 4 and 3
G3: lost to Lee Westwood, 2-up
- 2016 G1: beat Jamie Donaldson, 3 and 2
G2: beat Victor Dubuisson, 5 and 4
G3: beat Justin Thomas, 3 and 2
R4: lost to Louis Oosthuizen, 4 and 2
- 2017 G1: lost to Hideto Tanihara, 4 and 2
G2: beat Yuta Ikeda, 4 and 2
G3: halved with Ryan Moore
- 2018 G1: beat Charl Schwartzel, 2 and 1
G2: beat Haotong Li, 4 and 2
G3: lost to Patrick Reed, 2 and 1
- 2019 G1: tied Billy Horschel
G2: beat Kevin Na, 3 and 2
G3: lost to Bubba Watson, 1-up

Kevin Stadler (0-1)

- 2014 R1: lost to Charl Schwartzel, 3 and 2

Dell Technologies Match Play Records

Scott Stallings (0-1)

2014 R1: lost to Jason Dufner, 19 holes

Kyle Stanley (5-4-1)

2012 R1: beat K.J. Choi, 2 and 1

R2: lost to Brandt Snedeker, 2 and 1

2018 G1: beat Matthew Fitzpatrick, 1-up

G2: lost to Paul Casey, 4 and 2

G3: beat Russell Henley, 1-up

Won the tiebreaker on the second extra hole over Paul Casey with a birdie

R4: beat Sergio Garcia, 3 and 1

QF: Lost to Justin Thomas, 2 and 1

2019 G1: beat Louis Oosthuizen, 3 and 2

G2: tied Tommy Fleetwood

G3: lost to Byeong Hun An, 6 and 5

Craig Stadler (4-2)

1999 R1: beat Colin Montgomerie, 5 and 3

R2: lost to John Huston, 3 and 2

2001 R1: beat John Huston, 4 and 2

R2: beat Craig Parry, 7 and 6

R3: beat Andrew Coltart, 19 holes

QF: lost to Ernie Els, 1-up

Brendan Steele (3-2-1)

2017 G1: halved with Matt Kuchar

G2: beat Tommy Fleetwood, 1-up

G3: lost to Zach Johnson, 1-up

2018 G1: beat Charley Hoffman, 1-up

G2: lost to Tyrrell Hatton, 3 and 2

G3: beat Alexander Levy, 3 and 1

Lost the tiebreaker on the first extra hole to Tyrrell Hatton's birdie

Henrik Stenson (17-10)

2006 R1: beat Paul Casey, 1-up

R2: lost to Chad Campbell, 1-up

2007 R1: beat Zach Johnson, 1-up

R2: beat K.J. Choi, 1-up

R3: beat Aaron Baddeley, 4 and 3

QF: beat Nick O'Hern, 1-up

SF: beat Trevor Immelman, 3 and 2

Championship: beat Geoff Ogilvy, 2 and 1

2008 R1: beat Robert Allenby, 1-up

R2: beat Trevor Immelman, 25 holes

R3: beat Jonathan Byrd, 1-up

QF: beat Woody Austin, 2-up

SF: lost to Tiger Woods, 2-up

Consolation: beat Justin Leonard, 3 and 2

2009 R1: lost to Davis Love III, 21 holes

2010 R1: lost to Ben Crane, concession

2011 R1: lost to Lee Westwood, 3 and 2

2013 R1: lost to Steve Stricker, 5 and 4

2014 R1: beat Kiradech Aphibarnrat, 2 and 1

R2: lost to Louis Oosthuizen, 4 and 3

2015 G1: lost to John Senden, 19 holes

G2: beat Brendon Todd, 3 and 2

G3: lost to Bill Haas, 3 and 1

2019 G1: beat Phil Mickelson, 2 and 1

G2: beat Jason Day, 4 and 3

G3: beat Jim Furyk, 5 and 4

R4: lost to Lucas Bjerregaard, 3 and 2

Richard Sterne (2-4)

2008 R1: lost to Hunter Mahan, 4 and 3

2009 R1: lost to Stewart Cink, 19 holes

2013 R1: beat Jason Dufner, 1-up

R2: lost to Hunter Mahan, 4 and 2

2014 R1: beat Zach Johnson, 5 and 4

R2: lost to Hunter Mahan, 2-up

Payne Stewart (0-1)

1999 R1: lost to Stewart Cink, 3 and 2

Robert Streb (1-2)

2016 G1: beat Dustin Johnson, 3 and 2

G2: lost to Jimmy Walker, 4 and 3

G3: lost to Kiradech Aphibarnrat, 1-up

Kevin Streelman

2014 R1: lost to Victor Dubuisson, 5 and 4

Steve Stricker (15-11)

1999 R1: lost to Shigeki Maruyama, 3 and 2

2000 R1: beat Lee Janzen, 2 and 1

R2: lost to Duffy Waldorf, 2 and 1

2001 R1: beat Pádraig Harrington, 2 and 1

R2: beat Scott Verplank, 3 and 2

R3: beat Justin Leonard, 6 and 5

QF: beat Nick O'Hern, 20 holes

SF: beat Toru Taniguchi, 2 and 1

Championship: beat Pierre Fulke, 2 and 1

2002 R1: lost to Chris DiMarco, 3 and 2

2007 R1: lost to Geoff Ogilvy, 4 and 3

2008 R1: beat Daniel Chopra, 20 holes

R2: beat Hunter Mahan, 20 holes

R3: lost to Angel Cabrera, 4 and 3

2009 R1: beat Dustin Johnson, 2 and 1

R2: lost to Ernie Els, 3 and 2

2010 R1: lost to Ross McGowan, 19 holes

2011 R1: lost to Matteo Manassero, 2 and 1

2012 R1: beat Kevin Na, 2 and 1

R2: beat Louis Oosthuizen, 1-up

R3: lost to Hunter Mahan, 4 and 3

2013 R1: beat Henrik Stenson, 5 and 4

R2: beat Nick Watney, 21 holes

R3: beat Scott Piercy, 1-up

QF: lost to Ian Poulter, 3 and 2

2014 R1: lost to George Coetzee, 3 and 1

Andy Sullivan (3-6-0)

2015 G1: lost to Patrick Reed, 2 and 1

G2: beat Ryan Moore, 3 and 2

G3: lost to Danny Willett, 1-up

2016 G1: beat Bernd Wiesberger, 3 and 2

Dell Technologies Match Play Records

G2: beat Matt Jones, 3 and 1
G3: lost to Louis Oosthuizen, 4 and 2
2017 G1: lost to Branden Grace, 4 and 2
G2: lost to Brandt Snedeker, 2 and 1
G3: lost to William McGirt, 1-up

Julian Suri (1-1-1)

2018 G1: beat Marc Leishman, 3 and 2
G2: lost to Brendan Grace, 2 and 1
G3: halved with Bubba Watson

Kevin Sutherland (8-3)

2001 R1: lost to Vijay Singh, 4 and 2
2002 R1: beat David Duval, 20 holes
R2: beat Paul McGinley, 2 and 1
R3: beat Jim Furyk, 4 and 3
QF: beat David Toms, 3 and 2
SF: beat Brad Faxon, 1-up
Championship: beat Scott McCarron, 1-up
2003 R1: beat Sergio Garcia, 2 and 1
R2: beat Justin Rose, 1-up
R3: lost to Adam Scott, 2 and 1
2009 R1: lost to Geoff Ogilvy, 19 holes

Hal Sutton (3-4)

1999 R1: lost to Loren Roberts, 5 and 4
2000 R1: beat Ted Tryba, 4 and 3
R2: beat David Toms, 1-up
R3: beat Duffy Waldorf, 2 and 1
QF: lost to Darren Clarke, 1-up
2001 R1: lost to Nick O'Hern, 1-up
2002 R1: lost to Tom Lehman, 2 and 1

Hidemichi Tanaka (1-1)

2001 R1: beat Bernhard Langer, 1-up
R2: lost to Ernie Els, 1-up

Toru Taniguchi (5-3)

2001 R1: beat Bob Estes, 3 and 2
R2: beat Vijay Singh, 1-up
R3: beat Stuart Appleby, 4 and 3
QF: beat Shigeki Maruyama, 2 and 1
SF: lost to Steve Stricker, 2 and 1
Consolation: beat Ernie Els, 4 and 3
2002 R1: lost to Vijay Singh, 3 and 2
2008 R1: lost to Woody Austin, 6 and 5

Hideto Tanihara (4-2-1)

2017 G1: beat Jordan Spieth, 4 and 2
G2: halved with Ryan Moore
G3: beat Yuta Ikeda, 3 and 1
R4: beat Paul Casey, 2 and 1
QF: beat Ross Fisher, 4 and 2
SF: lost to Dustin Johnson, 1-up
Consolation: lost to Bill Haas, 2 and 1

Phil Tataurangi (1-1)

2003 R1: beat Ernie Els, 20 holes
R2: lost to Peter Lonard, 5 and 4

Justin Thomas (7-8-1)

2016 G1: lost to Victor Dubuisson, 3 and 2
G2: lost to Jamie Donaldson, 2-up
G3: lost to Jordan Spieth, 3 and 2
2017 G1: beat Chris Wood, 2 and 1
G2: lost to Kevin Na, 4 and 2
G3: lost to Matthew Fitzpatrick, 2 and 1
2018 G1: beat Luke List, 2-up
G2: beat Patton Kizzire, 3 and 1
G3: beat Francesco Molinari, 7 and 5
R4: beat Si Woo Kim, 6 and 5
QF: beat Kyle Stanley, 2 and 1
SF: lost to Bubba Watson, 3 and 2
Consolation: lost to Alex Noren, 5 and 3
2019 G1: lost to Lucas Bjerregaard, 3 and 2
G2: beat Matt Wallace, 3 and 1
G3: tied Keegan Bradley

Brendon Todd (0-3)

2015 G1: lost to Bill Haas, 3 and 2
G2: lost to Henrik Stenson, 3 and 2
G3: lost to John Senden, 1-up

David Toms (24-11)

2000 R1: beat Brian Watts, 1-up
R2: lost to Hal Sutton, 1-up
2001 R1: beat Hirofumi Miyase, 1-up
R2: lost to Andrew Coltart, 4 and 2
2002 R1: beat Rory Sabbatini, 1-up
R2: beat Rocco Mediate, 1-up
R3: beat Steve Flesch, 1-up
QF: lost to Kevin Sutherland, 3 and 2
2003 R1: beat Anders Hansen, 3 and 1
R2: beat Chris Riley, 1-up
R3: beat Alex Cjeka, 1-up
QF: beat Jerry Kelly, 4 and 3
SF: beat Peter Lonard, 1-up
Championship: lost to Tiger Woods, 2 and 1
2004 R1: beat Niclas Fasth, 19 holes
R2: beat Shaun Micheel, 4 and 3
R3: lost to Pdraig Harrington, 1-up
2005 R1: beat Ken Green, 1-up
R2: beat Mark Hensby, 2-up
R3: beat Phil Mickelson, 4 and 2
QF: beat Adam Scott, 2 and 1
SF: beat Ian Poulter, 3 and 2
Championship: beat Chris DiMarco, 6 and 5
2006 R1: beat Ian Poulter, 19 holes
R2: beat Jose Maria Olazabal, 2 and 1
R3: lost to Tom Lehman, 4 and 3
2007 R1: beat Arron Oberholser, 5 and 4
R2: beat Ben Crane, 3 and 2
R3: lost to Chad Campbell, 1-up
2008 R1: beat Zach Johnson, 2 and 1
R2: lost to Aaron Baddeley, WD

Dell Technologies Match Play Records

- 2010 R1: lost to Sergio Garcia, 2-up
2012 R1: beat Rickie Fowler, 1-up
R2: lost to Martin Kaymer, 2-up
2013 R1: lost to Nick Watney, 5 and 4

Kirk Triplett (3-3)

- 2001 R1: lost to Glen Day, 3 and 1
2002 R1: beat Robert Allenby, 3 and 2
R2: lost to Steve Flesch, 3 and 2
2005 R1: beat Mike Weir, 1-up
R2: beat Craig Parry, 5 and 4
R3: lost to Robert Allenby, 2 and 1

Ted Tryba (0-1)

- 2000 R1: lost to Hal Sutton, 4 and 3

Bob Tway (2-3)

- 1999 R1: beat Tom Watson, 6 and 4
R2: lost to Tiger Woods, 1-up
2000 R1: beat Jeff Maggert, 6 and 5
R2: lost to Jim Furyk, 2 and 1
2004 R1: lost to Fred Couples, 3 and 2

Peter Uihlein (2-1-0)

- 2018 G1: beat Rory McIlroy, 2 and 1
G2: lost to Brian Harman, 3 and 2
G3: beat Jhonattan Vegas, 4 and 3

Jean Van De Velde (2-1)

- 2001 R1: beat Duffy Waldorf, 1-up
R2: beat Retief Goosen, 4 and 3
R3: lost to Ernie Els, 19 holes

Bo Van Pelt (2-3)

- 2011 R1: beat Louis Oosthuizen, 2-up
R2: lost to Matt Kuchar, 3 and 2
2012 R1: lost to Mark Wilson, 3 and 2
2013 R1: beat John Senden, 6 and 5
R2: lost to Ian Poulter, 3 and 1

Jaco Van Zyl (1-1-1)

- 2016 G1: halved with Danny Willett
G2: lost to Brooks Koepka, 5 and 4
G3: beat Billy Horschel, 2 and 1

Jhonattan Vegas (2-3-1)

- 2017 G1: lost to Bubba Watson, 1-up
G2: beat Thomas Pieters, 3 and 1
G3: beat Scott Piercy, 3 and 1
2018 G1: halved with Brian Harman
G2: lost to Rory McIlroy, 2 and 1
G3: lost to Peter Uihlein, 4 and 3

Scott Verplank (4-10)

- 1999 R1: beat Tom Lehman, 3 and 1
R2: lost to Steve Jones, 5 and 4
2001 R1: beat Brent Geiberger, 1-up
R2: lost to Steve Stricker, 3 and 2

- 2002 R1: beat Frank Lickliter II, 3 and 2
R2: lost to Bob Estes, 19 holes
2003 R1: lost to Angel Cabrera, 3 and 2
2004 R1: lost to Bob Estes, 19 holes
2005 R1: lost to Jerry Kelly, 1-up
2006 R1: beat Lee Westwood, 26 holes
R2: lost to David Howell, 3 and 2
2007 R1: lost to Retief Goosen, 5 and 4
2008 R1: lost to Nick O'Hern, 3 and 2
2010 R1: lost to Jim Furyk, 2 and 1

Camilo Villegas (7-4)

- 2008 R1: lost to K.J. Choi, 3 and 2
2009 R1: beat Rod Pampling, 7 and 6
R2: beat Miguel Angel Jimenez, 5 and 4
R3: lost to Geoff Ogilvy, 2 and 1
2010 R1: beat Dustin Johnson, 4 and 3
R2: beat Geoff Ogilvy, 7 and 5
R3: beat Ben Crane, 3 and 2
QF: beat Retief Goosen, 4 and 3
SF: lost to Paul Casey, 24 holes
Consolation: beat Sergio Garcia, 5 and 4
2011 R1: lost to J.B. Holmes, 4 and 2

Duffy Waldorf (3-3)

- 2000 R1: beat Vijay Singh, 2 and 1
R2: beat Steve Stricker, 2 and 1
R3: lost to Hal Sutton, 2 and 1
2001 R1: lost to Jean Van De Velde, 1-up
2004 R1: beat Jonathan Kaye, 5 and 4
R2: lost to Ian Poulter, 7 and 5

Jimmy Walker (3-8)

- 2014 R1: beat Branden Grace, 5 and 4
R2: lost to Rickie Fowler, 1-up
2015 G1: lost to Gary Woodland, 19 holes
G2: lost to Webb Simpson, 19 holes
G3: lost to Ian Poulter, 4 and 2
2016 G1: lost to Kiradech Aphibarnrat, 2 and 1
G2: beat Robert Streb, 4 and 3
G3: lost to Dustin Johnson, 2 and 1
2017 G1: lost to Martin Kaymer, 3 and 2
G2: beat Webb Simpson, 3 and 2
G3: lost to Dustin Johnson, 5 and 3

Matt Wallace (1-2-0)

- 2019 G1: beat Keegan Bradley, 1-up
G2: lost to Justin Thomas, 3 and 1
G3: lost to Lucas Bjerregaard, 1-up

Jeunghun Wang (0-3-0)

- 2017 G1: lost to Rafa Cabrera-Bello, 4 and 3
G2: lost to Tyrrell Hatton, 2-up
G3: lost to Charles Howell III, 2 and 1

Marc Warren (1-2)

- 2015 G1: beat J.B. Holmes, 2 and 1
G2: lost to Brooks Koepka, 20 holes

Dell Technologies Match Play Records

G3: lost to Russell Henley, 1-up

Nick Watney (7-5)

- 2010 R1: beat Yuta Ikeda, 4 and 3
R2: beat Lee Westwood, 2 and 1
R3: lost to Retief Goosen, 1-up
- 2011 R1: beat Anthony Kim, 5 and 4
R2: beat Lee Westwood, 1-up
R3: lost to Ryan Moore, 19 holes
- 2012 R1: beat Darren Clarke, 5 and 4
R2: beat Tiger Woods, 1-up
R3: lost to Lee Westwood, 3 and 2
- 2013 R1: beat David Toms, 5 and 4
R2: lost to Steve Stricker, 21 holes
- 2014 R1: lost to Louis Oosthuizen, 1-up

Bubba Watson (21-10-3)

- 2011 R1: beat Bill Haas, 4 and 2
R2: beat Mark Wilson, 6 and 5
R3: beat Geoff Ogilvy, 6 and 4
QF: beat J.B. Holmes, 19 holes
SF: lost to Martin Kaymer, 1-up
Consolation: lost to Matt Kuchar, 2 and 1
- 2012 R1: beat Ben Crane, 3 and 2
R2: lost to Matt Kuchar, 3 and 2
- 2013 R1: beat Chris Wood, 2 and 1
R2: beat Jim Furyk, 22 holes
R3: lost to Jason Day, 4 and 3
- 2014 R1: beat Mikko Ilonen, 2 and 1
R2: beat Jonas Blixt, 2-up
R3: lost to Victor Dubuisson, 1-up
- 2015 G1: beat Miguel Angel Jimenez, 5 and 4
G2: beat Keegan Bradley, 4 and 2
G3: lost to Louis Oosthuizen, 19 holes
- 2016 G1: halved with Patton Kizzire
G2: beat Emiliano Grillo, 2-up
G3: lost to J.B. Holmes, 1-up
- 2017 G1: beat Jhonattan Vegas, 1-up
G2: beat Scott Piercy, 4 and 3
G3: halved with Thomas Pieters
R4: lost to Ross Fisher, 4 and 3
- 2018 G1: beat Branden Grace, 5 and 3
G2: beat Marc Leishman, 3 and 2
G3: halved with Julian Suri
R4: beat Brian Harman, 2 and 1
QF: beat Kiradech Aphibarnrat, 5 and 3
SF: beat Justin Thomas, 3 and 2
Championship: beat Kevin Kisner, 7 and 6
- 2019 G1: lost to Kevin Na, 1-up
G2: lost to Billy Horschel, 2 and 1
G3: beat Jordan Spieth, 1-up

Tom Watson (0-1)

- 1999 R1: lost to Bob Tway, 6 and 4

Brian Watts (0-2)

- 1999 R1: lost to Thomas Bjorn, 1-up
2000 R1: lost to David Toms, 1-up

Boo Weekley (3-3)

- 2008 R1: beat Martin Kaymer, 2 and 1
R2: beat Sergio Garcia, 3 and 1
R3: lost to Woody Austin, 3 and 2
- 2009 R1: beat Justin Rose, 1-up
R2: lost to Sean O'Hair, 2 and 1
- 2014 R1: lost to Rory McIlroy, 3 and 2

Mike Weir (7-10)

- 2000 R1: beat Carlos Franco, 4 and 3
R2: lost to Sergio Garcia, 7 and 6
- 2002 R1: beat Paul Lawrie, 3 and 2
R2: lost to Scott McCarron, 1-up
- 2003 R1: beat Loren Roberts, 26 holes
R2: lost to Jerry Kelly, 2 and 1
- 2004 R2: beat Rich Beem, 3 and 2
R3: lost to Stephen Leaney, 4 and 2
- 2005 R1: lost to Kirk Triplett, 1-up
- 2006 R1: beat Stewart Cink, 4 and 3
R2: beat Bernhard Langer, 20 holes
R3: lost to Geoff Ogilvy, 21 holes
- 2007 R1: lost to Paul Casey, 1-up
- 2008 R1: lost to Arron Oberholser, 3 and 1
- 2009 R1: lost to Hunter Mahan, 1-up
- 2010 R1: beat Alvaro Quiros, 8 and 6
R2: lost to Paul Casey, 5 and 4

Lin Wen-Tang (0-1)

- 2009 R1: lost to Anthony Kim, 7 and 5

Lee Westwood (17-21-1)

- 1999 R1: lost to Eduardo Romero, 3 and 2
- 2000 R1: beat Brandt Jobe, 2 and 1
R2: lost to Scott Hoch, 1-up
- 2002 R1: beat Shingo Katayama, 4 and 3
R2: lost to John Cook, 1-up
- 2004 R1: lost to Phil Mickelson, 3 and 1
- 2005 R1: beat Steve Flesch, 4 and 3
R2: lost to Davis Love III, 7 and 6
- 2006 R1: lost to Scott Verplank, 26 holes
- 2007 R1: lost to Pdraig Harrington, 19 holes
- 2008 R1: beat Brandt Snedeker, 3 and 2
R2: lost to Justin Leonard, 2-1
- 2009 R1: beat Prayad Marksang, 2 and 1
R2: lost to Stewart Cink, 23 holes
- 2010 R1: beat Chris Wood, 3 and 1
R2: lost to Nick Watney, 2 and 1
- 2011 R1: beat Henrik Stenson, 3 and 2
R2: lost to Nick Watney, 1-up
- 2012 R1: beat Nicolas Colsemaerts, 3 and 1
R2: beat Robert Karlsson, 3 and 2
R3: beat Nick Watney, 3 and 2
QF: beat Martin Laird, 4 and 2
SF: lost to Rory McIlroy, 3 and 1
Consolation: lost to Mark Wilson, 1-up
- 2013 R1: lost to Rafael Cabrera-Bello, 19 holes
- 2014 R1: lost to Harris English, 5 and 3
- 2015 G1: beat Matt Every, 1-up

Dell Technologies Match Play Records

- G2: beat Mikko Ilonen, 1-up
G3: beat Jordan Spieth, 2-up
R4: lost to Danny Willett, 3 and 2
- 2016 G1: lost to Sergio Garcia, 1-up
G2: beat Marc Leishman, 1-up
G3: lost to Ryan Moore, 3 and 1
- 2017 G1: lost to Marc Leishman, 3 and 2
G2: beat Jason Day, Concession (WD)
G3: beat Pat Perez, 2 and 1
- Lost tiebreaker with Leishman/Perez on the second playoff hole.
Leishman advanced.
- 2019 G1: lost to Xander Schauffele, 1-up
G2: tied Rafa Cabrera Bello
G3: lost to Tyrrell Hatton, 3 and 1

Brett Wetterich (0-1)

- 2007 R1: lost to Chris DiMarco, 4 and 3

Bernd Wiesberger (4-7-2)

- 2014 R1: lost to Matt Kuchar, 3 and 2
- 2015 G1: lost to Jamie Donaldson, 1-up
G2: beat Sergio Garcia, 21 holes
G3: lost to Tommy Fleetwood, 21 holes
- 2016 G1: lost to Andy Sullivan, 3 and 2
G2: lost to Louis Oosthuizen, 2 and 1
G3: halved with Matt Jones
- 2017 G1: beat Francesco Molinari, 2-up
G2: lost to Alex Noren, 3 and 2
G3: beat Thongchai Jaidee, 1-up
- 2018 G1: Wiesberger defeated Dustin Johnson, 3 and 1
G2: lost to Kevin Kisner, 5 and 4
G3: halved with Adam Hadwin

Danny Willett (8-4-1)

- 2015 G1: beat Ryan Moore, 3 and 2
G2: beat Patrick Reed, 2 and 1
G3: beat Andy Sullivan, 1-up
R4: beat Lee Westwood, 3 and 2
QF: beat Tommy Fleetwood, 4 and 3
SF: lost to Gary Woodland, 3 and 2
Consolation: beat Jim Furyk, 3 and 2
- 2016 G1: halved with Jaco Van Zyl
G2: lost to Billy Horschel, 3 and 2
G3: beat Brooks Koepka, 4 and 3
- 2017 G1: lost to K.T. Kim, 4 and 2
G2: lost to Bill Haas, 6 and 5
G3: beat Russell Knox, 4 and 2

Mark Wilson (6-2)

- 2011 R1: beat Dustin Johnson, 19 holes
R2: lost to Bubba Watson, 6 and 5
- 2012 R1: beat Bo Van Pelt, 3 and 2
R2: beat Robert Rock, 3 and 2
R3: beat Dustin Johnson, 4 and 3
QF: beat Peter Hanson, 4 and 3
SF: lost to Hunter Mahan, 2 and 1
Consolation: beat Lee Westwood, 1-up

Oliver Wilson (5-2)

- 2009 R1: beat to K.J. Choi, 3 and 1
R2: beat Anthony Kim, 2 and 1
R3: lost to Justin Leonard, 19 holes
- 2010 R1: beat Miguel Angel Jimenez, 3 and 2
R2: beat Rory McIlroy, 20 holes
R3: beat Luke Donald, 20 holes
QF: lost to Sergio Garcia, 4 and 3

Aaron Wise (1-2-0)

- 2019 G1: lost to Tiger Woods, 3 and 1
G2: lost to Patrick Cantlay, 4 and 2
G3: beat Brandt Snedeker, 6 and 4

Chris Wood (1-7-0)

- 2010 R1: lost to Lee Westwood, 3 and 1
- 2013 R1: lost to Bubba Watson, 2 and 1
- 2016 G1: lost to Bill Haas, 2 and 1
G2: lost to Adam Scott, 3 and 2
G3: lost to Thomas Pieters, 3 and 2
- 2017 G1: lost to Justin Thomas, 2 and 1
G2: lost to Matthew Fitzpatrick, 4 and 2
G3: beat Kevin Na, 2 and 1

Gary Woodland (10-7-1)

- 2012 R1: lost to Charl Schwartzel, 4 and 2
- 2014 R1: lost to Graeme McDowell, 19 holes
- 2015 G1: beat Jimmy Walker, 19 holes
G2: beat Ian Poulter, 3 and 2
G3: beat Webb Simpson, 1-up
R4: beat Marc Leishman, 2 and 1
QF: beat John Senden, 5 and 3
SF: beat Danny Willett, 3 and 2
Championship: lost to Rory McIlroy, 4 and 2
- 2017 G1: beat Emiliano Grillo, 3 and 2
G2: lost to Rory McIlroy, Concession (WD)
G3: lost to Soren Kjeldsen, Concession (WD)
- 2018 G1: halved with Webb Simpson
G2: lost to Si Woo Kim, 5 and 3
G3: beat Pat Perez, 1-up
- 2019 G1: beat Eddie Pepperell, 2 and 1
G2: beat Emiliano Grillo, 1-up
G3: lost to Justin Rose, 1-up

Tiger Woods (36-12-0)

- 1999 R1: beat Nick Faldo, 4 and 3
R2: beat Bob Tway, 1-up
R3: beat Stewart Cink, 2 and 1
QF: lost to Jeff Maggert, 2 and 1
- 2000 R1: beat Michael Campbell, 5 and 4
R2: beat Retief Goosen, 1-up
R3: beat Shigeki Maruyama, 4 and 3
QF: beat Paul Lawrie, 1-up
SF: beat Davis Love III, 3 and 2
Championship: lost to Darren Clarke, 4 and 3
- 2002 R1: lost to Peter O'Malley, 2 and 1
- 2003 R1: beat Carl Pettersson, 2 and 1
R2: beat K.J. Choi, 5 and 3

Dell Technologies Match Play Records

- R3: beat Stephen Leaney, 7 and 6
QF: beat Scott Hoch, 5 and 4
SF: beat Adam Scott, 19 holes
Championship: beat David Toms, 2 and 1
- 2004 R1: beat John Rollins, 1-up
R2: beat Trevor Immelman, 5 and 4
R3: beat Fredrik Jacobson, 5 and 4
QF: beat Pdraig Harrington, 2 and 1
SF: beat Stephen Leaney, 2 and 1
Championship: beat Davis Love III, 3 and 2
- 2005 R1: beat Nick Price, 4 and 3
R2: lost Nick O'Hern, 3 and 1
- 2006 R1: beat Stephen Ames, 9 and 8
R2: beat Robert Allenby, 1-up
R3: lost to Chad Campbell, 1-up
- 2007 R1: beat J.J. Henry, 3 and 2
R2: beat Tim Clark, 5 and 4
R3: lost to Nick O'Hern, 20 holes
- 2008 R1: beat J.B. Holmes, 1-up
R2: beat Arron Oberholser, 3 and 2
R3: beat Aaron Baddeley, 20 holes
QF: beat K.J. Choi, 3 and 2
SF: beat Henrik Stenson, 2-up
Championship: beat Stewart Cink, 8 and 7
- 2009 R1: beat Brendan Jones, 3 and 2
R2: lost to Tim Clark, 4 and 3
- 2011 R1: lost to Thomas Bjorn, 19 holes
- 2012 R1: beat Gonzalo Fernandez-Castano, 1-up
R2: lost to Nick Watney, 1-up
- 2013 R1: lost to Charles Howell III, 2 and 1
- 2019 G1: beat Aaron Wise, 3 and 1
G2: lost to Brandt Snedeker, 2 and 1
G3: beat Patrick Cantlay, 4 and 2
R4: beat Rory McIlroy, 2 and 1
QF: lost to Lucas Bjerregaard, 1-up

Ian Woosnam (0-1)

- 1999 R1: lost to Scott Hoch, 3 and 2

Y.E. Yang (5-4)

- 2007 R1: lost to Rod Pampling, 5 and 4
- 2010 R1: beat Soren Kieldsen, 2 and 1
R2: lost to Ben Crane, 3 and 2
- 2011 R1: beat Alvaro Quiros, 20 holes
R2: beat Stewart Cink, 4 and 3
R3: beat Graeme McDowell, 3 and 2
QF: lost to Matt Kuchar, 2 and 1
- 2012 R1: beat Graeme McDowell, 2 and 1
R2: lost to Hunter Mahan, 5 and 3

Player Seeds

Robert Allenby

2001	15
2002	22
2003	15
2004	14
2005	44
2006	32
2007	33
2008	52
2009	30
2010	12
2011	28

Stephen Ames

2005	19
2006	64
2007	39
2008	27
2009	39
2010	59

Byeong Hun An

2016	27
2017	45
2019	49

Abraham Ancer

2019	58
------	----

Billy Andrade

2002	51
------	----

Kiradech Aphibarnrat

2014	64
2016	39
2018	28
2019	39

Stuart Appleby

1999	31
2000	26
2001	14
2002	48
2003	27
2004	11
2005	10
2006	24
2007	20
2008	31
2009	46

Woody Austin

2008	37
------	----

Paul Azinger

1999	58
2000	46
2002	25

Aaron Baddeley

2007	40
2008	17
2009	42
2012	37

Sangmoon Bae

2012	42
------	----

Briny Baird

2004	62
------	----

Daniel Berger

2016	53
2017	35
2018	26

Rich Beem

2003	23
2004	61

Lucas Bjerregaard

2019	50
------	----

Thomas Bjorn

1999	47
2000	35
2003	46
2004	16
2005	26
2007	53
2011	62
2012	24
2013	47
2014	23

Jonas Blixt

2014	43
------	----

Keegan Bradley

2012	18
2013	13
2014	22
2015	33
2018	63
2019	31

Michael Bradley

1999	62
------	----

Paul Broadhurst

2006	62
------	----

Olin Browne

2000	61
------	----

Bart Bryant

2006	28
2007	37

Jonathan Byrd

2008	61
2011	58
2012	52

Angel Cabrera

2000	63
2002	33
2003	22
2005	30
2006	15
2007	31
2008	14
2009	60
2010	24

Rafa Cabrera Bello

2012	58
2013	58
2016	52
2017	22
2018	17
2019	29

Mark Calcavecchia

1999	22
2000	57
2002	23
2006	58
2008	48

Chad Campbell

2004	15
2005	20
2006	17
2007	34
2010	51

Michael Campbell

2000	64
2001	5
2002	24
2003	18
2004	43
2006	13
2007	29

Patrick Cantlay

2018	30
2019	18

Paul Casey

2003	58
2004	25
2005	35
2006	49
2007	14
2008	25
2009	23
2010	6
2011	6
2015	36
2016	25
2017	12
2018	10
2019	10

Alex Cejka

2003	54
2004	42
2005	59

Greg Chalmers

2001	61
2012	61

Kevin Chappell

2017	38
2018	33

K.J. Choi

2003	32
2004	20
2005	25
2006	33
2007	24
2008	9
2009	22
2011	49
2012	16
2013	60

Daniel Chopra

2008	62
------	----

Player Seeds

Stewart Cink

1999	48
2000	33
2001	6
2002	29
2003	45
2005	8
2006	29
2007	23
2008	23
2009	21
2010	19
2011	53

Tim Clark

2003	39
2005	28
2006	26
2007	32
2008	34
2009	32
2010	36
2013	59

Darren Clarke

1999	15
2000	19
2002	12
2003	26
2004	10
2005	12
2006	19
2007	52
2012	51

Jose Coceres

2001	20
------	----

George Coetzee

2012	63
2013	39
2014	56
2015	59

Nicolas Colsaerts

2012	62
2013	37

Andrew Coltart

2001	41
------	----

John Cook

1999	37
2002	63
2003	57

Fred Couples

1999	13
2000	23
2004	35
2005	36
2006	27

Ben Crane

2006	35
2007	50
2010	58
2011	39
2012	45

Ben Curtis

2004	38
2009	29

John Daly

2002	38
2005	48
2006	31

Brian Davis

2004	51
------	----

Glen Day

1999	44
2000	30
2001	53

Jason Day

2011	38
2012	7
2013	41
2014	8
2015	7
2016	2
2017	3
2018	8
2019	12

Bryson DeChambeau

2019	6
------	---

Graham DeLaet

2014	24
------	----

Chris DiMarco

2001	38
2002	10
2003	9
2004	22
2005	16
2006	7
2007	21

Luke Donald

2005	18
2006	14
2007	8
2008	19
2009	36
2010	21
2011	9
2012	1
2013	3
2014	18

Jamie Donaldson

2013	27
2014	25
2015	30
2016	51

Nick Dougherty

2008	46
------	----

Bradley Dredge

2007	60
2008	57

Victor Dubuisson

2014	27
2015	21
2016	39

Jason Dufner

2012	32
2013	10
2014	15
2015	53
2016	58
2017	59
2018	42

Scott Dunlap

2001	43
------	----

Joe Durant

2002	35
2007	27

David Duval

1999	2
2000	2
2002	3
2003	28

Simon Dyson

2010	51
2012	26

Johan Edfors

2007	46
------	----

Steve Elkington

1999	14
2000	29
2006	53

Ernie Els

1999	7
2000	5
2001	1
2002	5
2003	2
2006	4
2007	5
2008	4
2009	13
2010	15
2011	11
2012	64
2013	19
2014	31

Harris English

2014	36
2015	55

Bob Estes

1999	38
2000	28
2001	35
2002	17
2003	17
2004	41

Matt Every

2015	40
------	----

Nick Faldo

1999	64
------	----

Niclas Fasth

2002	41
2003	45
2004	57
2006	54
2007	38
2008	23

Brad Faxon

1999	40
2001	45
2002	47
2003	35
2004	26

Player Seeds

Gonzalo-Fdez-Castano

2012	46
2013	31
2014	35

Tony Finau

2018	29
------	----

Ross Fisher

2009	35
2010	17
2011	37
2017	47
2018	27

Matt Fitzpatrick

2016	42
2017	27
2018	31
2019	32

Tommy Fleetwood

2015	54
2017	29
2018	9
2019	11

Steve Flesch

2001	19
2002	54
2004	39
2005	41

Rickie Fowler

2011	29
2012	36
2013	32
2014	53
2015	13
2016	5

Carlos Franco

1999	43
2000	18

Marcus Fraser

2013	52
2016	60

Dylan Frittelli

2018	41
------	----

Hiroiyuki Fujita

2011	50
2013	44

Pierre Fulke

2001	21
2002	46

Fred Funk

1999	41
2000	49
2001	44
2003	33
2004	36
2005	57
2006	45

Jim Furyk

1999	11
2000	13
2002	14
2003	10
2005	23
2006	6
2007	2
2008	6
2009	14
2010	3
2011	10
2012	56
2013	25
2014	20
2015	5
2017	51
2019	52

Stephen Gallacher

2013	54
2014	34
2015	41

Sergio Garcia

2000	15
2002	4
2003	5
2004	34
2005	6
2007	13
2008	12
2009	2
2010	13
2012	15
2013	12
2014	6
2015	10
2016	13
2017	7
2018	7

Robert Garrigus

2013	36
------	----

Brian Gay

2010	54
------	----

Brent Geiberger

2000	44
2001	42

Bill Glasson

1999	34
------	----

Lucas Glover

2006	56
2007	49
2010	20

Matt Gogel

2002	53
------	----

Mathew Goggin

2009	55
------	----

Fabian Gomez

2016	57
------	----

Retief Goosen

2000	32
2001	17
2002	7
2003	4
2004	5
2005	4
2006	3
2007	6
2008	29
2009	33
2010	18
2011	16
2012	48

Paul Goydos

2007	43
------	----

Branden Grace

2013	29
2014	44
2015	38
2016	11
2017	15
2018	23
2019	40

Richard Green

2005	51
2006	51
2007	61
2008	42

Emiliano Grillo

2016	33
2017	26
2019	53

Mathias Gronberg

2001	60
------	----

Bill Haas

2011	46
2012	11
2013	28
2014	28
2015	23
2016	30
2017	42

Jay Haas

2003	61
2004	18
2005	33

Adam Hadwin

2018	38
------	----

Joakim Haeggman

2005	55
------	----

James Hahn

2018	56
------	----

Todd Hamilton

2005	21
------	----

Anders Hansen

2008	51
2009	51
2010	45
2011	13
2012	34
2013	66

Soren Hansen

2008	41
2009	52
2010	47

Player Seeds

Peter Hanson

2008	55
2009	58
2010	53
2011	36
2012	33
2013	18
2014	60

Justin Harding

2019	47
------	----

Brian Harman

2018	18
------	----

Padraig Harrington

2000	55
2001	10
2002	11
2003	8
2004	9
2005	7
2006	18
2007	10
2008	11
2009	3
2010	8
2011	35
2013	48

Dudley Hart

1999	52
2000	34
2001	18

Tyrell Hatton

2017	10
2018	12
2019	35

Russell Henley

2013	56
2015	45
2018	51

J.J. Henry

2007	64
------	----

Mark Hensby

2005	46
2006	42

Tim Herron

2000	31
2001	34
2004	50
2005	49
2006	48

Scott Hoch

1999	20
2000	39
2001	21
2003	25
2004	49

Charley Hoffman

2011	56
2015	49
2016	56
2018	22

J.B. Holmes

2008	64
2011	22*
2015	12
2016	21
2017	31
2019	43

Billy Horschel

2014	40
2015	18
2016	40

Charles Howell III

2002	36
2003	20
2004	27
2005	34
2006	60
2007	45
2008	38
2013	63
2017	61
2018	59
2019	42

David Howell

2005	43
2006	12
2007	17

John Huston

1999	27
2000	17
2001	8
2003	41
2004	60

Yuta Ikeda

2010	34
2011	42
2017	37
2018	47

Mikko Ilonen

2014	54
2015	62

Trevor Immelman

2003	50
2004	32
2005	54
2007	12
2009	25

Ryo Ishikawa

2010	32
2011	40
2012	54

Toshi Izawa

2001	28
2002	19
2003	56
2004	56

Frederik Jacobson

2004	17
2005	45
2012	35
2013	45

Thongchai Jaidee

2010	48
2013	53
2014	48
2015	44
2016	36
2017	57

Lee Janzen

1999	21
2000	38
2002	61

Miguel Angel Jimenez

1999	55
2000	21
2004	46
2005	13
2006	34
2007	57
2008	42
2009	24
2010	28
2011	23
2012	50
2014	37
2015	63

Brandt Jobe

1999	36
2000	58
2006	40

Per-Ulrik Johansson

2001	46
------	----

Dustin Johnson

2009	45
2010	42
2011	14
2012	9
2013	24
2014	5
2015	8
2016	8
2017	1
2018	1
2019	1

Zach Johnson

2005	47
2006	59
2007	56
2008	16
2009	28
2010	22
2011	31
2012	44
2013	24
2014	3
2015	24
2016	14
2017	44
2018	54

Brendan Jones

2008	60
2009	64
2011	61

Player Seeds

Matt Jones

2015	58
2016	61

Steve Jones

1999	51
------	----

Robert Karlsson

2003	62
2007	26
2008	40
2009	7
2010	16
2011	15
2012	30

Shingo Katayama

2002	31
2003	53
2004	63
2005	64
2007	25
2008	45
2009	40

Smylie Kaufman

2016	46
------	----

Jothan Kaye

2001	52
2004	12
2005	32

Martin Kaymer

2008	21
2009	19
2010	4
2011	2
2012	4
2013	26
2014	46
2015	17
2016	44
2017	41

Jerry Kelly

2002	42
2003	19
2004	31
2005	38
2008	54

Skip Kendall

2001	47
------	----

Anthony Kim

2009	11
2010	25
2011	33

K.T. Kim

2011	27
2012	31
2017	64

Si Woo Kim

2017	63
2018	50
2019	54

Kevin Kisner

2016	20
2017	34
2018	32
2019	48

Chris Kirk

2014	45
2015	25
2016	54

Patton Kizzire

2016	63
2018	48

Soren Kjeldsen

2009	61
2010	39
2016	43
2017	62

Russell Knox

2016	32
2017	17
2019	59

Satoshi Kodaira

2018	40
2019	63

Brooks Koepka

2015	19
2016	18
2017	20
2019	3

Greg Kraft

2001	64
------	----

Matt Kuchar

2010	40
2011	13
2012	13
2013	21
2014	7
2015	14
2016	28
2017	16
2018	16
2019	23

Anirban Lahiri

2015	34
2016	48

Martin Laird

2011	41
2012	38

Bernhard Langer

1999	25
2000	60
2001	33
2002	15
2003	21
2006	61

Franklin Langham

2001	31
------	----

Pablo Larrazabal

2014	55
------	----

Paul Lawrie

2000	41
2001	27
2002	52
2003	52
2012	43
2013	30

Stephen Leaney

1999	63
2003	48
2004	29
2005	61

Danny Lee

2016	34
------	----

Tom Lehman

1999	19
2000	12
2001	4
2002	28
2003	40
2005	40
2006	41

Marc Leishman

2014	59
2015	56
2016	25
2017	28
2018	11
2019	17

Justin Leonard

1999	10
2000	16
2001	7
2002	39
2003	16
2004	23
2005	17
2006	30
2008	50
2009	27
2010	56

Thomas Levet

2005	50
------	----

Alexander Levy

2015	52
2018	55

Tom Lewis

2019	60
------	----

Haotong Li

2018	34
2019	36

Frank Lickliter III

2002	49
------	----

Lin Wen-Tang

2009	54
------	----

David Lingmerth

2016	38
------	----

Player Seeds

Luke List

2018	60
2019	64

Peter Lonard

2003	31
2004	28
2005	29
2006	50

Davis Love III

1999	4
2000	4
2002	8
2003	7
2004	3
2005	9
2006	23
2007	15
2009	59

Steve Lowery

2001	48
2002	44
2003	42

Shane Lowry

2013	64
2015	47
2016	24
2017	53

David Lynn

2013	50
2014	49

Joost Luiten

2014	39
2015	43
2017	60

Andrew Magee

1999	50
2000	53

Jeff Maggert

1999	24
2000	20
2005	58

Hunter Mahan

2008	35
2009	48
2010	30
2011	18
2012	21
2013	23
2014	30
2015	31

Matteo Manassero

2011	57
2012	59
2013	42
2014	47

Prayad Marksaeng

2009	53
------	----

Ben Martin

2015	61
------	----

Shigeki Maruyama

1999	42
2000	48
2001	22
2003	29
2004	33
2005	22
2006	46

Hideki Matsuyama

2014	19
2015	16
2016	12
2017	4
2018	5
2019	24

Len Mattiace

2003	55
------	----

Bob May

2001	11
------	----

Billy Mayfair

1999	35
2000	56
2002	58

Scott McCarron

2002	45
2003	36

Graeme McDowell

2005	53
2006	63
2009	37
2010	44
2011	5
2012	12
2013	17
2014	14
2015	32
2016	62

Paul McGinley

2001	39
2002	30
2006	22

William McGirt

2017	48
------	----

Ross McGowan

2010	64
------	----

Rory McIlroy

2009	16
2010	5
2011	7
2012	2
2013	1
2014	4
2015	1
2016	3
2017	2
2018	6
2019	4

Mark McNulty

2001	59
------	----

Rocco Mediate

1999	57
2000	52
2002	27
2003	12
2004	37

Shaun Micheel

2004	40
2007	62

Phil Mickelson

1999	12
2000	9
2002	2
2003	3
2004	6
2005	3
2006	5
2007	4
2008	2
2009	5
2011	4
2016	17
2017	14
2018	14
2019	20

Frankie Minoza

1999	56
------	----

Hirofumi Miyase

2001	56
------	----

Yusaku Miyazoto

2018	53
------	----

Edoardo Molinari

2010	46
2011	24

Francesco Molinari

2010	43
2011	17
2012	41
2013	34
2014	42
2015	64
2017	25
2018	21
2019	7

Colin Montgomerie

1999	6
2000	3
2002	20
2003	11
2004	52
2006	11
2007	19
2008	59

Player Seeds

Ryan Moore

2010	50
2011	48
2013	40
2014	26
2015	28
2016	45
2017	32

Kevin Na

2010	60
2012	60
2015	20
2016	26
2017	46
2018	61

Seung-yul Noh

2011	63
------	----

Alex Noren

2010	55
2013	49
2017	8
2018	13
2019	27

Greg Norman

1999	28
2000	51

Arron Oberholser

2006	39
2007	47
2008	33

Geoff Ogilvy

2006	52
2007	11
2008	15
2009	8
2010	10
2011	30
2012	47

Sean O'Hair

2006	38
2009	47
2010	14
2011	47

Nick O'Hern

2001	63
2005	31
2006	20
2007	16
2008	39

Jose Maria Olazabal

1999	30
2000	25
2002	26
2003	49
2006	25
2007	22

Thorbjorn Olesen

2013	38
2014	57
2016	64
2019	45

Peter O'Malley

2002	64
------	----

Mark O'Meara

1999	3
2000	14

Louis Oosthuizen

2009	49
2011	20
2012	28
2013	4
2014	32
2015	29
2016	16
2017	23
2018	25
2019	19

Gary Orr

2001	26
------	----

Jeff Overton

2011	54
------	----

Joe Ozaki

1999	53
2000	42
2001	29

Ryan Palmer

2011	55
2015	22

Rod Pampling

2005	52
2006	47
2007	35
2008	58
2009	56

Jesper Parnevik

1999	16
2000	10
2002	40

Craig Parry

1999	49
2000	40
2001	40
2003	30
2005	37
2006	

Steve Pate

1999	61
2000	37
2001	37

Dennis Paulson

2000	62
2001	25

Eddie Pepperall

2019	34
------	----

Pat Perez

2008	63
2009	62
2017	56
2018	15

Chris Perry

2000	24
2001	13

Kenny Perry

2001	51
2002	18
2003	34
2004	7
2005	15
2006	10
2009	10
2010	11

Carl Pettersson

2003	64
2006	55
2007	41
2013	33

Scott Piercy

2013	35
2014	63
2016	47
2017	39

Thomas Pieters

2016	55
2017	30
2018	39

Ian Poulter

2004	44
2005	42
2006	57
2007	28
2008	24
2009	31
2010	9
2011	12
2012	23
2013	11
2014	12
2015	27
2018	58

Nick Price

1999	9
2000	8
2002	32
2003	13
2004	13
2005	63

Phillip Price

2001	24
2002	57
2004	48

Brett Quigley

2007	63
------	----

Alaro Quiros

2009	26
2010	27
2011	21
2012	27

Jon Rahm

2017	21
2018	3
2019	8

Richie Ramsay

2013	61
------	----

Chez Reavie

2018	43
2019	55

Player Seeds

Patrick Reed

2014	41
2015	15
2016	9
2017	9
2018	19

Chris Riley

2003	38
2004	21
2005	56

Loren Roberts

1999	39
2000	50
2003	51
2004	47
2005	62

Robert Rock

2012	57
------	----

John Rollins

2004	64
2007	58

Andres Romero

2008	36
2009	38

Eduardo Romero

1999	60
2003	24
2004	55

Justin Rose

2003	37
2004	54
2007	36
2008	7
2009	15
2011	34
2012	22
2013	5
2014	2
2015	6
2016	7
2019	2

Rory Sabbatini

2002	59
2005	39
2006	31
2007	48
2008	8
2009	41
2010	49

Nobuhito Sato

2001	50
------	----

Tom Scherrer

2001	54
------	----

Xander Schauffele

2018	20
2019	9

Charl Schwartzel

2009	63
2010	35
2011	25
2012	10
2013	9
2014	13
2015	37
2016	19
2017	24
2018	49

Adam Scott

2002	50
2003	44
2004	19
2005	11
2006	9
2007	3
2008	5
2009	18
2010	41
2011	26
2012	8
2013	6
2015	9
2016	6

John Senden

2008	53
2012	39
2013	43
2015	60

Shubhankar Sharma

2018	62
------	----

Marcel Siem

2013	62
------	----

Michael Sim

2010	33
------	----

Webb Simpson

2012	6
2013	15
2014	17
2015	46
2017	58
2018	37
2019	21

Jeev Milkha Singh

2007	42
2009	34
2010	57

Vijay Singh

1999	8
2000	6
2001	3
2002	9
2004	2
2005	1
2006	2
2007	7
2008	10
2009	4
2010	29

Patrik Sjoland

1999	54
2001	58

Heath Slocum

2011	60
------	----

Jeff Sluman

1999	29
2000	36
2001	36
2002	60
2003	47
2004	58

Cameron Smith

2018	46
2019	25

Brandt Snedeker

2008	47
2012	17
2014	16
2015	35
2016	15
2017	19
2019	44

Jordan Spieth

2014	10
2015	2
2016	1
2017	5
2018	4

Craig Stadler

1999	59
2001	57

Stadler

2014	52
------	----

Scott Stallings

2014	50
------	----

Kyle Stanley

2012	49
2018	45
2019	41

Brendan Steele

2017	50
2018	36

Henrik Stenson

2006	16
2007	9
2008	13
2009	6
2010	7
2011	64
2013	51
2014	1
2015	3
2019	37

Richard Sterne

2008	30
2009	44
2013	55
2014	62

Payne Stewart

1999	17
------	----

Player Seeds

Robert Streb

2016 49

Kevin Streelman

2014 38

Steve Stricker

1999 23

2000 27

2001 55

2002 55

2007 54

2008 3

2009 20

2010 1

2011 8

2012 5

2013 14

2014 9

Andy Sullivan

2016 29

2017 52

Julian Suri

2018 64

Kevin Sutherland

2001 62

2002 62

2003 60

2009 57

Hal Sutton

1999 26

2000 11

2001 2

2002 37

Hidemichi Tanaka

2001 32

Toru Taniguchi

2001 30

2002 56

2008 28

Hideto Tanihara

2017 54

Phil Tataurangi

2003 63

Justin Thomas

2016 31

2017 6

2018 2

2019 5

Brendon Todd

2015 42

David Toms

2000 22

2001 9

2002 6

2003 6

2004 8

2005 14

2006 8

2007 18

2008 49

2010 52

2012 29

2013 46

Kirk Triplett

2001 12

2002 43

2005 60

Ted Tryba

2000 54

Bob Tway

1999 33

2000 45

2004 30

Peter Uihlein

2018 57

Bo Van Pelt

2011 45

2012 25

2013 22

Jean Van de Velde

2001 49

Jaco Van Zyl

2016 50

Jhonattan Vegas

2017 55

2018 44

Scott Verplank

1999 46

2001 23

2002 16

2003 43

2004 24

2005 27

2006 21

2007 59

2008 26

2010 62

Camilo Villegas

2008 56

2009 9

2010 23

2011 43

Duffy Waldorf

2000 59

2001 16

2004 53

Jimmy Walker

2014 21

2015 11

2016 22

2017 18

Matt Wallace

2019 33

Jeunghung Wang

2017 40

Marc Warren

2015 51

Nick Watney

2010 31

2011 32

2012 14

2013 19

2014 33

Bubba Watson

2011 19

2012 20

2013 2

2013 8

2014 11

2015 4

2016 4

2017 13

2018 35

Tom Watson

1999 32

Brian Watts

1999 18

2000 43

Boo Weekley

2008 44

2009 50

2014 61

Mike Weir

2000 47

2002 13

2003 14

2004 4

2005 5

2006 36

2007 51

2008 32

2009 17

2010 38

Lee Westwood

1999 5

2000 7

2002 34

2004 59

2005 24

2006 44

2007 55

2008 18

2009 12

2010 2

2011 1

2012 3

2013 7

2014 29

2015 26

2016 59

2017 43

2019 62

Brett Wetterich

2007 44

Bernd Wiesberger

2013 65

2014 58

2015 39

2016 35

2017 36

2018 52

Player Seeds

Aaron Wise

2019	61
------	----

Danny Willett

2015	48
------	----

2016	10
------	----

2017	11
------	----

Mark Wilson

2011	51
------	----

2012	40
------	----

Oliver Wilson

2009	43
------	----

2010	37
------	----

Chris Wood

2010	63
------	----

2013	57
------	----

2016	41
------	----

2017	49
------	----

Gary Woodland

2012	55
------	----

2014	51
------	----

2015	50
------	----

2017	33
------	----

2018	24
------	----

2019	22
------	----

Tiger Woods

1999	1
------	---

2000	1
------	---

2002	1
------	---

2003	1
------	---

2004	1
------	---

2005	2
------	---

2006	1
------	---

2007	1
------	---

2008	1
------	---

2009	1
------	---

2011	3
------	---

2012	19
------	----

2013	2
------	---

2019	13
------	----

Ian Woosnam

1999	45
------	----

Yang Yong-Eun

2007	30
------	----

2010	26
------	----

2011	44
------	----

2012	53
------	----

Dell Technologies Match Play Top-50 Money Leaders

Name	Events	Earnings	Name	Events	Earnings	Name	Events	Earnings
1 Tiger Woods	14	5,213,500.00	18 Sergio Garcia	17	2,060,400.00	35 Justin Leonard	11	1,157,500.00
2 Jason Day	9	4,215,134.62	19 Darren Clarke	9	1,937,500.00	36 Bill Haas	7	1,150,823.53
3 Matt Kuchar	10	4,160,500.00	20 Steve Stricker	12	1,920,500.00	37 Miguel Angel Jiménez	13	1,121,500.00
4 Rory McIlroy	11	3,861,500.00	21 Jim Furyk	17	1,883,428.57	38 Justin Rose	12	1,102,323.53
5 Geoff Ogilvy	7	3,820,000.00	22 Ernie Els	14	1,686,000.00	39 Rickie Fowler	6	1,074,000.00
6 Ian Poulter	14	3,585,928.57	23 Phil Mickelson	15	1,661,816.67	40 Graeme McDowell	10	1,062,384.62
7 Paul Casey	14	3,079,916.67	24 Martin Kaymer	10	1,659,707.69	41 Jeff Maggert	3	1,060,000.00
8 Kevin Kisner	4	2,973,307.69	25 Lee Westwood	18	1,643,307.69	42 Padraig Harrington	13	1,048,500.00
9 Bubba Watson	9	2,957,823.53	26 Retief Goosen	13	1,555,000.00	43 Rafa Cabrera Bello	6	1,041,120.20
10 Hunter Mahan	8	2,943,000.00	27 Zach Johnson	14	1,510,323.53	44 Victor Dubuisson	3	1,018,384.62
11 David Toms	12	2,821,000.00	28 Adam Scott	14	1,504,884.62	45 Chad Campbell	5	1,000,000.00
12 Henrik Stenson	10	2,520,500.00	29 Gary Woodland	6	1,272,357.15	46 Ross Fisher	5	993,500.00
13 Dustin Johnson	11	2,517,573.53	30 Alex Noren	5	1,242,428.57	47 Charl Schwartzel	10	969,707.69
14 Louis Oosthuizen	10	2,435,307.69	31 Francesco Molinari	9	1,201,916.67	48 Vijay Singh	11	955,000.00
15 Stewart Cink	12	2,397,500.00	32 Chris DiMarco	7	1,190,000.00	49 Charles Howell III	11	908,312.50
16 Luke Donald	10	2,299,000.00	33 Jon Rahm	3	1,180,526.79	50 Tom Lehman	7	890,000.00
17 Davis Love III	9	2,150,000.00	34 Kevin Sutherland	4	1,165,000.00			

Seeds by the Number

1

Luke Donald (2012)
Ernie Els (2001)
Dustin Johnson (2017)
Dustin Johnson (2018)
Dustin Johnson (2019)
Rory McIlroy (2013)
Rory McIlroy (2015)
Vijay Singh (2005)
Jordan Spieth (2016)
Henrik Stenson (2014)
Steve Stricker (2010)
Lee Westwood (2011)
Tiger Woods (1999)
Tiger Woods (2000)
Tiger Woods (2002)
Tiger Woods (2003)
Tiger Woods (2004)
Tiger Woods (2006)
Tiger Woods (2007)
Tiger Woods (2008)
Tiger Woods (2009)

2

Jason Day (2016)
David Duval (1999)
David Duval (2000)
Ernie Els (2003)
Jim Furyk (2007)
Sergio Garcia (2009)
Martin Kaymer (2011)
Rory McIlroy (2012)
Rory McIlroy (2017)
Phil Mickelson (2002)
Phil Mickelson (2008)
Justin Rose (2014)
Justin Rose (2019)
Vijay Singh (2004)
Vijay Singh (2006)
Jordan Spieth (2015)
Hal Sutton (2001)
Justin Thomas (2018)
Lee Westwood (2010)
Tiger Woods (2013)
Tiger Woods (2005)

3

Jason Day (2017)
Luke Donald (2013)
David Duval (2002)
Jim Furyk (2010)
Retief Goosen (2006)
Padraig Harrington (2009)

Zach Johnson (2014)
Brooks Koepka (2019)
Davis Love III (2004)
Rory McIlroy (2016)
Phil Mickelson (2003)
Phil Mickelson (2005)
Colin Montgomerie (2000)
Mark O'Meara (1999)
Jon Rahm (2018)
Adam Scott (2007)
Vijay Singh (2001)
Henrik Stenson (2015)
Steve Stricker (2008)
Lee Westwood (2012)
Tiger Woods (2011)

4

Ernie Els (2006)
Ernie Els (2008)
Sergio Garcia (2002)
Retief Goosen (2003)
Retief Goosen (2005)
Tom Lehman (2001)
Martin Kaymer (2010)
Martin Kaymer (2012)
Davis Love III (1999)
Davis Love III (2000)
Hideki Matsuyama (2017)
Rory McIlroy (2014)
Rory McIlroy (2019)
Phil Mickelson (2007)
Phil Mickelson (2011)
Louis Oosthuizen (2013)
Vijay Singh (2009)
Jordan Spieth (2018)
Bubba Watson (2015)
Bubba Watson (2016)
Mike Weir (2004)

5

Michael Campbell (2001)
Ernie Els (2000)
Ernie Els (2002)
Ernie Els (2007)
Jim Furyk (2015)
Rickie Fowler (2016)
Sergio Garcia (2003)
Retief Goosen (2004)
Dustin Johnson (2014)
Graeme McDowell (2011)
Rory McIlroy (2010)
Phil Mickelson (2006)
Phil Mickelson (2009)

Hideki Matsuyama (2018)
Justin Rose (2013)
Adam Scott (2008)
Jordan Spieth (2017)
Steve Stricker (2012)
Justin Thomas (2019)
Mike Weir (2005)
Lee Westwood (1999)

6

Paul Casey (2010)
Paul Casey (2011)
Stewart Cink (2001)
Bryson DeChambeau (2019)
Jim Furyk (2006)
Jim Furyk (2008)
Sergio Garcia (2005)
Sergio Garcia (2014)
Retief Goosen (2007)
Rory McIlroy (2018)
Phil Mickelson (2004)
Colin Montgomerie (1999)
Justin Rose (2015)
Adam Scott (2013)
Adam Scott (2016)
Webb Simpson (2012)
Vijay Singh (2000)
Henrik Stenson (2009)
Justin Thomas (2017)
David Toms (2002)
David Toms (2003)

7

Jason Day (2012)
Jason Day (2015)
Chris DiMarco (2006)
Ernie Els (1999)
Sergio Garcia (2018)
Sergio Garcia (2017)
Retief Goosen (2002)
Padraig Harrington (2005)
Robert Karlsson (2009)
Matt Kuchar (2014)
Justin Leonard (2001)
Davis Love III (2003)
Rory McIlroy (2011)
Francesco Molinari (2019)
Kenny Perry (2004)
Justin Rose (2008)
Justin Rose (2016)
Vijay Singh (2007)
Henrik Stenson (2010)
Lee Westwood (2000)

Seeds by the Number

Lee Westwood (2013)

8

Stewart Cink (2005)
Jason Day (2018)
Jason Day (2014)
Luke Donald (2007)
Padraig Harrington (2003)
Padraig Harrington (2010)
John Huston (2001)
Dustin Johnson (2015)
Dustin Johnson (2016)
Davis Love III (2002)
Alex Noren (2017)
Geoff Ogilvy (2009)
Nick Price (2000)
Jon Rahm (2019)
Rory Sabbatini (2008)
Adam Scott (2012)
Vijay Singh (1999)
Steve Stricker (2011)
David Toms (2004)
David Toms (2006)
Bubba Watson (2013)

9

K.J. Choi (2008)
Chris DiMarco (2003)
Luke Donald (2011)
Tommy Fleetwood (2018)
Padraig Harrington (2004)
Dustin Johnson (2012)
Davis Love III (2005)
Phil Mickelson (2000)
Ian Poulter (2010)
Nick Price (1999)
Patrick Reed (2016)
Patrick Reed (2017)
Xander Schauffele (2019)
Charl Schwartzel (2013)
Adam Scott (2006)
Adam Scott (2015)
Vijay Singh (2002)
Henrik Stenson (2007)
Steve Stricker (2014)
David Toms (2001)
Camilo Villegas (2009)

10

Stuart Appleby (2005)
Paul Casey (2018)
Paul Casey (2019)
Darren Clarke (2004)

Jason Dufner (2013)
Chris DiMarco (2002)
Jim Furyk (2011)
Jim Furyk (2003)
Sergio Garcia (2015)
Padraig Harrington (2001)
Padraig Harrington (2007)
Tyrrell Hatton (2017)
Justin Leonard (1999)
Geoff Ogilvy (2010)
Jesper Parnevik (2000)
Kenny Perry (2006)
Kenny Perry (2009)
Charl Schwartzel (2012)
Vijay Singh (2008)
Jordan Spieth (2014)
Danny Willett (2016)

11

Stuart Appleby (2004)
Ernie Els (2011)
Tommy Fleetwood (2019)
Jim Furyk (1999)
Branden Grace (2016)
Bill Haas (2012)
Padraig Harrington (2002)
Padraig Harrington (2008)
Anthony Kim (2009)
Marc Leishman (2018)
Bob May (2001)
Colin Montgomerie (2003)
Colin Montgomerie (2006)
Kenny Perry (2010)
Ian Poulter (2013)
Geoff Ogilvy (2007)
Adam Scott (2005)
Hal Sutton (2000)
Jimmy Walker (2015)
Bubba Watson (2014)
Danny Willett (2017)

12

Robert Allenby (2010)
Paul Casey (2017)
Darren Clarke (2002)
Darren Clarke (2005)
Jason Day (2019)
Sergio Garcia (2008)
Sergio Garcia (2013)
Tyrrell Hatton (2018)
J.B. Holmes (2015)
David Howell (2006)

Trevor Immelman (2007)
Jonathan Kaye (2004)
Tom Lehman (2000)
Hideki Matsuyama (2016)
Graeme McDowell (2012)
Rocco Mediate (2003)
Phil Mickelson (1999)
Ian Poulter (2011)
Ian Poulter (2014)
Kirk Triplett (2001)
Lee Westwood (2009)

13

Keegan Bradley (2013)
Michael Campbell (2006)
Fred Couples (1999)
Ernie Els (2009)
Rickie Fowler (2015)
Jim Furyk (2000)
Sergio Garcia (2007)
Sergio Garcia (2010)
Sergio Garcia (2016)
Miguel Angel Jimenez (2005)
Matt Kuchar (2011)
Matt Kuchar (2012)
Alex Noren (2018)
Chris Perry (2001)
Nick Price (2003)
Nick Price (2003)
Charl Schwartzel (2014)
Henrik Stenson (2008)
Bubba Watson (2017)
Mike Weir (2002)
Tiger Woods (2019)

14

Robert Allenby (2004)
Stuart Appleby (2001)
Angel Cabrera (2008)
Paul Casey (2007)
Luke Donald (2006)
Steve Elkington (1999)
Tony Finau (2019)
Jim Furyk (2002)
Jim Furyk (2009)
Matt Kuchar (2015)
Dustin Johnson (2011)
Zach Johnson (2016)
Graeme McDowell (2014)
Phil Mickelson (2017)
Phil Mickelson (2018)
Sean O'Hair (2010)
Mark O'Meara (2000)

Seeds by the Number

Steve Stricker (2013)
David Toms (2005)
Nick Watney (2012)
Mike Weir (2003)

15

Robert Allenby (2001)
Robert Allenby (2003)
Angel Cabrera (2006)
Chad Campbell (2004)
Darren Clarke (1999)
Jason Dufner (2014)
Sergio Garcia (2000)
Sergio Garcia (2012)
Brendan Grace (2017)
Ernie Els (2010)
Robert Karlsson (2011)
Bernhard Langer (2002)
Davis Love III (2007)
Geoff Ogilvy (2008)
Pat Perez (2018)
Kenny Perry (2005)
Patrick Reed (2015)
Justin Rose (2009)
Webb Simpson (2013)
Brandt Snedeker (2016)
Bubba Watson (2019)

16

Thomas Bjorn (2004)
K.J. Choi (2012)
Chris DiMarco (2005)
Retief Goosen (2011)
Dustin Johnson (2013)
Zach Johnson (2008)
Robert Karlsson (2010)
Matt Kuchar (2017)
Matt Kuchar (2018)
Justin Leonard (2000)
Justin Leonard (2003)
Hideki Matsuyama (2015)
Rory McIlroy (2009)
Nick O'Hern (2007)
Louis Oosthuizen (2016)
Jesper Parnevik (1999)
Patrick Reed (2019)
Brandt Snedeker (2014)
Henrik Stenson (2006)
Scott Verplank (2002)
Duffy Waldorf (2001)

17

Aaron Baddeley (2008)

Rafa Cabrera Bello (2018)
Chad Campbell (2006)
Bob Estes (2002)
Bob Estes (2003)
Ross Fisher (2010)
Retief Goosen (2001)
David Howell (2007)
John Huston (2000)
Frederik Jacobson (2004)
Martin Kaymer (2015)
Russell Knox (2017)
Marc Leishman (2019)
Justin Leonard (2005)
Graeme McDowell (2013)
Phil Mickelson (2016)
Francesco Molinari (2011)
Webb Simpson (2014)
Brandt Snedeker (2012)
Payne Stewart (1999)
Mike Weir (2009)

18

Keegan Bradley (2012)
Michael Campbell (2003)
Patrick Cantlay (2019)
Luke Donald (2005)
Luke Donald (2014)
Carlos Franco (2000)
Retief Goosen (2010)
Jay Haas (2004)
Peter Hanson (2013)
Brian Harman (2018)
Padraig Harrington (2006)
Dudley Hart (2001)
Billy Horschel (2015)
Brooks Koepka (2016)
Hunter Mahan (2011)
Kenny Perry (2002)
Adam Scott (2009)
David Toms (2007)
Jimmy Walker (2017)
Brian Watts (1999)
Lee Westwood (2008)

19

Stephen Ames (2005)
Stewart Cink (2010)
Darren Clarke (2000)
Darren Clarke (2006)
Luke Donald (2008)
Steve Flesch (2001)
Toshi Izawa (2002)
Martin Kaymer (2009)

Jerry Kelly (2003)
Brooks Koepka (2015)
Tom Lehman (1999)
Hideki Matsuyama (2014)
Colin Montgomerie (2007)
Louis Oosthuizen (2019)
Patrick Reed (2018)
Charl Schwartzel (2016)
Adam Scott (2004)
Brandt Snedeker (2017)
Nick Watney (2013)
Bubba Watson (2011)

20

Stuart Appleby (2007)
Chad Campbell (2005)
K.J. Choi (2004)
Jose Coceres (2001)
Ernie Els (2013)
Jim Furyk (2014)
Lucas Glover (2010)
Scott Hoch (1999)
Charles Howell III (2003)
Trevor Immelman (2008)
Kevin Kisner (2016)
Brooks Koepka (2017)
Jeff Maggert (2000)
Phil Mickelson (2019)
Colin Montgomerie (2002)
Kevin Na (2015)
Nick O'Hern (2006)
Louis Oosthuizen (2011)
Xander Schauffele (2018)
Steve Stricker (2009)
Bubba Watson (2012)

21

Stewart Cink (2009)
Chris DiMarco (2007)
Luke Donald (2010)
Victor Dubuisson (2015)
Pierre Fulke (2001)
Todd Hamilton (2005)
Scott Hoch (2001)
J.B. Holmes (2016)
Lee Janzen (1999)
Miguel Angel Jimenez (2000)
Martin Kaymer (2008)
Matt Kuchar (2013)
Bernhard Langer (2003)
Hunter Mahan (2012)
Francesco Molinari (2018)
Alvaro Quiros (2011)

Seeds by the Number

Jon Rahm (2017)
Chris Riley (2004)
Webb Simpson (2019)
Scott Verplank (2006)
Jimmy Walker (2014)

22

Robert Allenby (2002)
Keegan Bradley (2014)
Angel Cabrera (2003)
Rafa Cabrera Bello (2017)
Mark Calcavecchia (1999)
K.J. Choi (2009)
Stewart Cink (2008)
Chris DiMarco (2004)
Charley Hoffman (2018)
J.B. Holmes (2011)*
Zach Johnson (2010)
Shigeeki Maruyama (2002)
Shigeeki Maruyama (2005)
Paul McGinley (2006)
Jose Maria Olazabal (2007)
Ryan Palmer (2015)
Justin Rose (2012)
David Toms (2000)
*Replaced Tim Clark due to injury
Bo Van Pelt (2013)
Jimmy Walker (2016)
Gary Woodland (2019)

23

Rich Beem (2003)
Thomas Bjorn (2014)
Mark Calcavecchia (2002)
Paul Casey (2009)
Paul Casey (2016)
Stewart Cink (2007)
Fred Couples (2000)
Niclas Fasth (2008)
Jim Furyk (2005)
Branden Grace (2018)
Bill Haas (2015)
Miguel A. Jimenez (2011)
Matt Kuchar (2019)
Justin Leonard (2004)
Davis Love III (2006)
Hunter Mahan (2013)
Louis Oosthuizen (2017)
Ian Poulter (2012)
Steve Stricker (1999)
Camilo Villegas (2010)
Scott Verplank (2001)

24

Stuart Appleby (2006)
Thomas Bjorn (2012)
Angel Cabrera (2010)
Michael Campbell (2002)
K.J. Choi (2007)
Graham DeLaet (2014)
Miguel Angel Jimenez (2009)
Zach Johnson (2013)
Zach Johnson (2015)
Shane Lowry (2016)
Jeff Maggert (1999)
Hideki Matsuyama (2019)
Edoardo Molinari (2011)
Chris Perry (2000)
Ian Poulter (2008)
Phillip Price (2001)
Eduardo Romero (2003)
Charl Schwartzel (2017)
Scott Verplank (2004)
Lee Westwood (2005)
Gary Woodland (2018)

25

Paul Azinger (2002)
Paul Casey (2004)
Paul Casey (2008)
K.J. Choi (2005)
Jamie Donaldson (2014)
Jim Furyk (2013)
Scott Hoch (2003)
Trevor Immelman (2009)
Shingo Katayama (2007)
Anthony Kim (2010)
Chris Kirk (2015)
Bernhard Langer (1999)
Marc Leishman (2016)
Jose Maria Olazabal (2000)
Jose Maria Olazabal (2006)
Louis Oosthuizen (2018)
Francisco Molinari (2017)
Dennis Paulson (2001)
Charl Schwartzel (2011)
Bo Van Pelt (2012)
Cameron Smith (2019)

26

Stuart Appleby (2000)
Daniel Berger (2018)
Thomas Bjorn (2005)
Tim Clark (2006)
Darren Clarke (2003)
Simon Dyson (2012)

Brad Faxon (2004)
Sergio Garcia (2019)
Emiliano Grillo (2017)
Robert Karlsson (2007)
Martin Kaymer (2013)
Ryan Moore (2014)
Jose Maria Olazabal (2002)
Kevin Na (2016)
Gary Orr (2001)
Alvaro Quiros (2009)
Adam Scott (2011)
Hal Sutton (1999)
Lee Westwood (2015)
Scott Verplank (2008)
Y.E. Yang (2010)

27

Stephen Ames (2008)
Byeong-Hun An (2016)
Stuart Appleby (2003)
Fred Couples (2006)
Jamie Donaldson (2013)
Joe Durant (2007)
Victor Dubuisson (2014)
Ross Fisher (2018)
Matthew Fitzpatrick (2017)
Charles Howell III (2004)
John Huston (1999)
Kyung-tae Kim (2011)
Paul Lawrie (2001)
Justin Leonard (2009)
Rocco Mediate (2002)
Alex Noren (2019)
Ian Poulter (2015)
Alvaro Quiros (2010)
Alvaro Quiros (2012)
Steve Stricker (2000)
Scott Verplank (2005)

28

Kiradech Aphibarnrat (2018)
Robert Allenby (2011)
Bart Bryant (2006)
Tim Clark (2005)
David Duval (2003)
Bob Estes (2000)
Bill Haas (2013)
Bill Haas (2014)
Toshi Izawa (2001)
Miguel Angel Jimenez (2010)
Zach Johnson (2009)
Matt Kuchar (2016)
Tom Lehman (2002)

Seeds by the Number

Marc Leishman (2017)
Peter Lonard (2004)
Ryan Moore (2015)
Louis Oosthuizen (2012)
Greg Norman (1999)
Ian Poulter (2007)
Jordan Spieth (2019)
Toru Taniguchi (2008)

29

Rafa Cabrera Bello (2019)
Michael Campbell (2007)
Stewart Cink (2002)
Stewart Cink (2006)
Ben Curtis (2009)
Steve Elkington (2000)
Tony Finau (2018)
Tommy Fleetwood (2017)
Rickie Fowler (2011)
Retief Goosen (2008)
Branden Grace (2013)
Stephen Leaney (2004)
Peter Lonard (2005)
Shigeki Maruyama (2003)
Louis Oosthuizen (2015)
Joe Ozaki (2001)
Vijay Singh (2010)
Jeff Sluman (1999)
Andy Sullivan (2016)
David Toms (2012)
Lee Westwood (2014)

30

Robert Allenby (2009)
Angel Cabrera (2005)
Patrick Cantlay (2018)
Paul Lawrie (2013)
Glen Day (2000)
Jamie Donaldson (2015)
Bill Haas (2016)
Robert Karlsson (2012)
Justin Leonard (2006)
Paul McGinley (2002)
Hunter Mahan (2010)
Hunter Mahan (2014)
Geoff Ogilvy (2011)
Jose Maria Olazabal (1999)
Craig Parry (2003)
Thomas Pieters (2017)
Ian Poulter (2019)
Richard Sterne (2008)
Toru Taniguchi (2001)
Bob Tway (2004)

Yong-Eun Yang (2007)

31

Stuart Appleby (1999)
Stuart Appleby (2008)
Keegan Bradley (2019)
Angel Cabrera (2007)
Gonzalo Fdez-Castano (2013)
Ernie Els (2014)
Matthew Fitzpatrick (2018)
Tim Herron (2000)
J.B. Holmes (2017)
Zach Johnson (2011)
Shingo Katayama (2002)
Jerry Kelly (2004)
K.T. Kim (2012)
Franklin Langham (2001)
Peter Lonard (2003)
Hunter Mahan (2015)
Nick O'Hern (2005)
Ian Poulter (2009)
Rory Sabbatini (2006)
Justin Thomas (2016)
Nick Watney (2010)

32

Robert Allenby (2006)
K.J. Choi (2003)
Tim Clark (2007)
Tim Clark (2009)
Jason Dufner (2012)
Matt Fitzpatrick (2019)
Rickie Fowler (2013)
Retief Goosen (2000)
Trevor Immelman (2004)
Jonathan Kaye (2005)
Kevin Kisner (2018)
Russell Knox (2016)
Louis Oosthuizen (2014)
Graeme McDowell (2015)
Ryan Moore (2017)
Nick Price (2002)
Hidemichi Tanaka (2001)
Nick Watney (2011)
Tom Watson (1999)
Mike Weir (2008)

33

Robert Allenby (2007)
Keegan Bradley (2015)
Angel Cabrera (2002)
Kevin Chappell (2018)
K.J. Choi (2006)

Stewart Cink (2000)
Fred Funk (2003)
Emiliano Grillo (2016)
Retief Goosen (2009)
Jay Haas (2005)
Peter Hanson (2012)
Ryo Ishikawa (2010)
Anthony Kim (2011)
Anirban Lahiri (2015)
Bernhard Langer (2001)
Shigeki Maruyama (2004)
Arron Oberholser (2008)
Carl Pettersson (2013)
Michael Sim (2010)
Bob Tway (1999)
Matt Wallace (2019)
Nick Wantey (2014)
Gary Woodland (2017)

34

Chad Campbell (2007)
Tim Clark (2008)
Stephen Gallacher (2014)
Sergio Garcia (2004)
Bill Glasson (1999)
Anders Hansen (2012)
Dudley Hart (2000)
Tim Herron (2001)
Charles Howell III (2005)
Yuta Ikeda (2010)
Miguel Angel Jimenez (2006)
Kevin Kisner (2017)
Danny Lee (2016)
Haotong Li (2018)
Eddie Pepperell (2019)
Francesco Molinari (2013)
Kenny Perry (2003)
Justin Rose (2011)
Jeev Milkha Singh (2009)
BRandt Snedeker (2015)
Lee Westwood (2002)

35

Daniel Berger (2017)
Thomas Bjorn (2000)
Paul Casey (2005)
Gonzalo Fdez-Castano (2014)
Fred Couples (2004)
Ben Crane (2006)
Joe Durant (2002)
Bob Estes (2001)
Brad Faxon (2003)

Seeds by the Number

Ross Fisher (2009)
Tyrrell Hatton (2019)
Padraig Harrington (2011)
Fredrik Jacobson
Hunter Mahan (2008)
Billy Mayfair (1999)
Rod Pampling (2007)
Scott Piercy (2013)
Charl Schwartzel (2010)
Bubba Watson (2018)
Bernd Wiesberger (2016)

36

Paul Casey (2015)
Tim Clark (2010)
Fred Couples (2005)
Luke Donald (2009)
Harris English (2014)
Fred Funk (2004)
Rickie Fowler (2012)
Robert Garrigus (2013)
Peter Hanson (2011)
Charles Howell III (2002)
Thongchai Jaidee (2016)
Brandt Jobe (1999)
Haotong Li (2019)
Scott McCarron (2003)
Andres Romero (2008)
Justin Rose (2007)
Jeff Sluman (2000)
Jeff Sluman (2001)
Brendan Steele (2018)
Mike Weir (2006)
Brandt Wiesberger (2017)

37

Kiradech Aphibarnrat (2016)
Woody Austin (2008)
Aaron Baddeley
Bart Bryant (2007)
Nicols Colsaerts (2013)
John Cook (1999)
John Daly (2006)
Ross Fisher (2011)
Yuta Ikeda (2017)
Miguel A. Jimenez (2014)
Graeme McDowell (2009)
Rocco Mediate (2004)
Craig Parry (2005)
Steve Pate (2000)
Steve Pate (2001)
Justin Rose (2003)
Charl Schwartzel (2015)

Webb Simpson (2018)
Henrik Stenson (2019)
Hal Sutton (2002)
Oliver Wilson (2010)
Oliver Wilson (2010)

38

Kevin Chappell (2017)
Ben Curtis (2004)
John Daly (2002)
Jason Day (2011)
Chris DiMarco (2001)
Bob Estes (1999)
Niclas Fasth (2007)
Branden Grace (2015)
Adam Hadwin (2018)
Billy Horschel (2019)
Charles Howell (2008)
Lee Janzen (2000)
Jerry Kelly (2005)
Martin Laird (2012)
David Lingmerth (2016)
Sean O'Hair (2006)
Thorbjorn Olesen (2013)
Chris Riley (2003)
Andres Romero (2009)
Kevin Streelman (2014)
Mike Weir (2010)

39

Stephen Ames (2007)
Stephen Ames (2009)
Kiradech Aphibarnrat (2019)
Tim Clark (2003)
George Coetzee (2013)
Ben Crane (2011)
Victor Dubuisson (2016)
Steve Flesch (2004)
Scott Hoch (2000)
Soren Kjeldsen (2010)
Justin Leonard (2002)
Joost Luiten (2014)
Paul McGinley (2001)
Arron Oberholser (2006)
Nick O'Hern (2008)
Scott Piercy (2017)
Thomas Pieters (2018)
Loren Roberts (1999)
Rory Sabbatini (2005)
John Senden (2012)
Bernd Wiesberger (2015)

40

Aaron Baddeley (2007)
Matt Every (2015)
Brad Faxon (1999)
Branden Grace (2019)
Billy Horschel (2014)
Billy Horschel (2016)
Ryo Ishikawa (2011)
Brandt Jobe (2006)
Robert Karlsson (2008)
Shingo Katayama (2009)
Satoshi Kodaira (2018)
Matt Kuchar (2010)
Tom Lehman (2003)
Tom Lehman (2005)
Shaun Micheel (2004)
Ryan Moore (2013)
Jesper Parnevik (2002)
Craig Parry (2000)
Craig Parry (2001)
Jeunghung Wang (2017)
Mark Wilson (2012)

41

Andrew Coltart (2001)
Jason Day (2013)
Bob Estes (2004)
Niclas Fasth (2002)
Steve Flesch (2005)
Dylan Frittell (2018)
Fred Funk (1999)
Stephen Gallacher (2015)
Soren Hansen (2008)
John Huston (2003)
Martin Kaymer (2017)
Martin Laird (2011)
Paul Lawrie (2000)
Tom Lehman (2006)
Francesco Molinari (2012)
Carl Pettersson (2007)
Patrick Reed (2014)
Rory Sabbatini (2009)
Kyle Stanley (2019)
Chris Wood (2016)

42

Aaron Baddeley (2009)
Sangmoon Bae (2012)
Alex Cejka (2004)
Jason Dufner (2018)
Matthew Fitzpatrick (2016)
Brent Geiberger (2001)
Richard Green (2008)
Bill Haas (2017)

Seeds by the Number

Mark Hensby (2006)
Charles Howell III (2019)
Yuta Ikeda (2011)
Jerry Kelly (2002)
Steve Lowery (2003)
Matteo Manassero (2013)
Shigeeki Maruyama (1999)
Francesco Molinari (2014)
Joe Ozaki (2000)
Ian Poulter (2005)
Adam Scott (2010)
Jeev Milkha Singh (2007)
brendon Todd (2015)

43

Jonas Blixt (2014)
Michael Campbell (2004)
Scott Dunlap (2001)
Carlos Franco (1999)
Pul Goydos (2007)
J.B. Holmes (2019)
David Howell (2005)
Miguel Angel Jimenez (2008)
Shingo Katayama (2006)
Soren Kjeldsen (2016)
Paul Lawrie (2012)
Joost Luiten (2015)
Francesco Molinari (2010)
Chez Reavie (2018)
John Senden (2013)
Kirk Triplett (2002)
Scott Verplank (2003)
Camilo Villegas (2011)
Brian Watts (2000)
Lee Westwood (2017)
Oliver Wilson (2009)

44

Robert Allenby (2005)
Glen Day (1999)
Hiroyuki Fujita (2013)
Fred Funk (2001)
Brent Geiberger (2000)
Branden Grace (2014)
Thongchai Jaidee (2015)
Zach Johnson (2012)
Zach Johnson (2017)
Martin Kaymer (2016)
Steve Lowery (2002)
Graeme McDowell (2010)
Ian Poulter (2004)
Adam Scott (2003)
Brandt Snedeker (2019)

Richard Sterne (2009)
Jhonattan Vegas (2018)
Boo Weekley (2008)
Lee Westwood (2006)
Brett Wetterich (2007)
Y.E. Yang (2011)

45

Stewart Cink (2003)
Ben Crane (2012)
Niclas Fasth (2003)
Brad Faxon (2001)
Fred Funk (2006)
Anders Hansen (2010)
Russell Henley (2015)
Charles Howell III (2007)
Byeong Hun An (2017)
Fredrik Jacobson (2005)
Fredrik Jacobson (2013)
Dustin Johnson (2009)
Shingo Katayama (2008)
Chris Kirk (2014)
Scott McCarron (2002)
Ryan Moore (2016)
Thorbjorn Olesen (2019)
Kyle Stanley (2018)
Bob Tway (2000)
Bo Van Pelt (2011)
Ian Woosnam (1999)

46

Stuart Appleby (2009)
Paul Azinger (2000)
Thomas Bjorn (2003)
Nick Dougherty (2008)
Johan Edfors (2007)
Gonzalo Fernandez-Castano (2012)
Pierre Fulke (2002)
Bill Haas (2011)
Mark Hensby (2005)
Miguel Angel Jimenez (2004)
Per-Ulrik Johansson (2001)
Smylie Kaufman (2016)
Martin Kaymer (2014)
Shane Lowry (2019)
Edoardo Molinari (2010)
Shigeeki Maruyama (2006)
Kevin Na (2017)
Webb Simpson (2015)
Cameron Smith (2018)
David Toms (2013)
Scott Verplank (1999)

47

Thomas Bjorn (1999)
Thomas Bjorn (2013)
Brad Faxon (2002)
Ross Fisher (2017)
Soren Hansen (2010)
Justin Harding (2019)
Yuta Ikeda (2018)
Zach Johnson (2005)
Skip Kendall (2001)
Shane Lowry (2015)
Matteo Manassero (2014)
Arron Oberholser (2007)
Geoff Ogilvy (2012)
Sean O'Hair (2011)
Sean O'Hair (2009)
Rod Pampling (2006)
Scott Piercy (2016)
Loren Roberts (2004)
Jeff Sluman (2003)
Brandt Snedeker (2008)
Mike Weir (2000)

48

Stuart Appleby (2002)
Mark Calcavecchia (2008)
Stewart Cink (1999)
John Daly (2005)
Retief Goosen (2012)
Padraig Harrington (2013)
Tim Herron (2006)
Thongchai Jaidee (2014)
Kevin Kisner (2019)
Patton Kizzire (2018)
Anirban Lahiri (2016)
Stephen Leaney (2003)
Steve Lowery (2001)
Hunter Mahan (2009)
Shigeeki Maruyama (2000)
William McGirt (2017)
Ryan Moore (2011)
Phillip Price (2004)
Rory Sabbatini (2007)
Danny Willett (2015)

49

Byeong Hun An (2019)
Paul Casey (2006)
K.J. Choi (2011)
Fred Funk (2000)
Lucas Glover (2007)
Tim Herron (2005)
Scott Hoch (2004)

Seeds by the Number

Charley Hoffman (2015)
Thongchai Jaidee (2010)
Frank Lickliter III (2002)
David Lynn (2014)
Alexander Noren (2013)
Jose Maria Olazabal (2003)
Louis Oosthuizen (2009)
Craig Parry (1999)
Charl Schwartzel (2018)
Kyle Stanley (2012)
Robert Streb (2016)
David Toms (2008)
Jean Van de Velde (2001)
Chris Wood (2017)

50

Lucas Bjerregaard (2019)
Ben Crane (2007)
Hiroyuki Fujita (2011)
Tim Herron (2004)
Trevor Immelman (2003)
Miguel Angel Jimenez (2012)
Si Woo Kim (2018)
Justin Leonard (2008)
Thomas Levet (2005)
Peter Lonard (2006)
David Lynn (2013)
Andrew Magee (1999)
Ryan Moore (2010)
Loren Roberts (2000)
Nobuhito Sato (2001)
Adam Scott (2002)
Scott Stallings (2014)
Brandan Steele (2017)
Jaco Van Zyl (2016)
Boo Weekley (2009)
Gary Woodland (2015)

51

Billy Andrade (2002)
Darren Clarke (2012)
Brian Davis (2004)
Jamie Donaldson (2016)
Simon Dyson (2010)
Jim Furyk (2017)
Richard Green (2005)
Richard Green (2006)
Anders Hansen (2008)
Anders Hansen (2009)
Russell Henley (2018)
Steve Jones (1999)
Greg Norman (2000)
Kenny Perry (2001)

Andrew Putnam (2019)
Loren Roberts (2003)
Henrik Stenson (2013)
Marc Warren (2015)
Mike Weir (2007)
Mark Wilson (2011)
Gary Woodland (2014)

52

Robert Allenby (2008)
Jonathan Byrd (2012)
Rafa Cabrera-Bello (2016)
Darren Clarke (2007)
Marcus Fraser (2013)
Jim Furyk (2019)
Anders Hansen (2011)
Soren Hansen (2009)
Dudley Hart (1999)
Jonathan Kaye (2001)
Paul Lawrie (2002)
Paul Lawrie (2003)
Alexander Levy (2015)
Rocco Mediate (2000)
Colin Montgomerie (2004)
Geoff Ogilvy (2006)
Rod Pampling (2005)
Kevin Stadler (2014)
Andy Sullivan (2017)
David Toms (2010)
Bernd Wiesberger (2018)

53

Daniel Berger (2016)
Thomas Bjorn (2007)
Stewart Cink (2011)
Glen Day (2001)
Jason Dufner (2015)
Steve Elkington (2006)
Rickie Fowler (2014)
Matt Gogel (2002)
Emiliano Grillo (2019)
Peter Hanson (2010)
Thongchai Jaidee (2013)
Shingo Katayama (2003)
Shane Lowry (2017)
Andrew Magee (2000)
Prayad Marksaeng (2009)
Graeme McDowell (2005)
Yusaku Miyazoto (2018)
Joe Ozaki (1999)
John Senden (2008)
Duffy Waldorf (2004)
Y.E. Yang (2012)

54

Alex Cejka (2003)
Niclas Fasth (2006)
Tommy Fleetwood (2015)
Steve Flesch (2002)
Stephen Gallacher (2013)
Brian Gay (2010)
Mikko Ilonen (2014)
Trevor Immelman (2005)
Ryo Ishikawa (2012)
Zach Johnson (2018)
Jerry Kelly (2008)
Si Woo Kim (2019)
Chris Kirk (2016)
Jeff Overton (2011)
Lin Wen-Tang (2009)
Justin Rose (2004)
Tom Scherrer (2001)
Patrik Sjoland (1999)
Steve Stricker (2007)
Hideto Tanihara (2017)
Ted Tryba (2000)

55

Harris English (2015)
Mathew Goggin (2009)
Joakim Haeggman (2005)
Peter Hanson (2008)
Padraig Harrington (2000)
Miguel Angel Jimenez (1999)
Pablo Larrazabal (2014)
Alexander Levy (2018)
Len Mattiace (2003)
Alexander Noren (2010)
Ryan Palmer (2011)
Carl Pettersson (2006)
Thomas Pieters (2016)
Chez Reavie (2019)
Eduardo Romero (2004)
Richard Sterne (2013)
Steve Stricker (2001)
Steve Stricker (2002)
Jhonattan Vegas (2017)
Lee Westwood (2007)
Gary Woodland (2012)

56

George Coetzee (2014)
Lucas Glover (2006)
Russell Henley (2013)
Jim Furyk (2012)
Zach Johnson (2007)
James Hahn (2018)

Seeds by the Number

Charley Hoffman (2011)
Charley Hoffman (2016)
Toshi Izawa (2003)
Toshi Izawa (2004)
Marc Leishman (2015)
Justin Leonard (2010)
Billy Mayfair (2000)
Keith Mitchell (2019)
Frankie Minoza (1999)
Hirufomi Miyase (2001)
Rod Pamplung (2009)
Pat Perez (2017)
Chris Riley (2005)
Toru Taniguchi (2002)
Tiger Woods (2012)
Camilo Villegas (2008)

57

Mark Calcavecchia (2000)
John Cook (2003)
Mark Dredge (2008)
Niclas Fasth (2004)
Fred Funk (2005)
Fabian Gomez (2016)
Thongchai Jaidee (2017)
Miguel Angel Jimenez (2007)
Matteo Manassero (2011)
Rocco Mediate (1999)
Kevin Na (2019)
Thorbjorn Olesen (2014)
Ian Poulter (2006)
Phillip Price (2002)
Robert Rock (2012)
Jeev Milkha Singh (2010)
Craig Stadler (1999)
Andy Sullivan (2015)
Kevin Sutherland (2009)
Peter Uihlein (2018)
Chris Wood (2013)

58

Abraham Ancer (2019)
Paul Azinger (1999)
Jonathan Byrd (2011)
Rafael Cabrera-Bello (2012)
Rafael Cabrera-Bello (2013)
Mark Calcavecchia (2006)
Paul Casey (2003)
Ben Crane (2010)
Jason Dufner (2016)
Peter Hanson (2009)
Brandt Jobe (2000)
Matt Jones (2015)

Jeff Maggert (2005)
Billy Mayfair (2002)
Rod Pamplung (2008)
Ian Poulter (2018)
John Rollins (2007)
Patrik Sjoland (2001)
Webb Simpson (2017)
Jeff Sluman (2004)
Bern Weisberger (2014)

59

Stephen Ames (2010)
Alex Cejka (2005)
Tim Clark (2013)
George Coetzee (2015)
Jason Dufner (2017)
Richard Green (2011)
Soren Hansen (2003)
Charles Howell III (2018)
Zach Johnson (2006)
Russell Knox (2019)
Marc Leishman (2014)
Davis Love III (2009)
Mark McNulty (2001)
Matteo Manassero (2012)
Colin Montgomerie (2008)
Rory Sabbatini (2002)
Craig Stadler (2001)
Scott Verplank (2007)
Duffy Waldorf (2000)
Lee Westwood (2004)
Lee Westwood (2016)

60

Angel Cabrera (2009)
K.J. Choi (2013)
Bradley Dredge (2007)
Marcus Fraser (2016)
Mathias Gronberg (2001)
Peter Hanson (2014)
Charles Howell III (2006)
John Huston (2004)
Brendan Jones (2008)
Bernhard Langer (2000)
Tom Lewis (2019)
Luke List (2018)
Joost Luiten (2017)
Kevin Na (2010)
Kevin Na (2012)
Eduardo Romero (1999)
John Senden (2015)
Heath Slocum (2011)
Jeff Sluman (2002)

Kevin Sutherland (2003)
Kirk Triplett (2005)

61

Rich Beem (2004)
Olin Browne (2000)
Jonathan Byrd (2008)
Chad Campbell (2010)
Greg Chalmers (2001)
Greg Chalmers (2012)
Richard Green (2007)
Jay Haas (2003)
Chris Howell III (2017)
Ben Martin (2015)
Kevin Na (2018)
Lee Janzen (2002)
Brendan Jones (2011)
Matt Jones (2016)
Soren Kjeldsen (2009)
Bernhard Langer (2006)
Stephen Leaney (2005)
Ben Martin (2015)
Steve Pate (1999)
Richie Ramsay (2013)
Boo Weekley (2014)
Aaron Wise (2019)

62

Briny Baird (2004)
Thomas Bjorn (2011)
Michael Bradley (1999)
Paul Broadhurst (2006)
Daniel Chopra (2008)
Nicolas Colsaerts (2012)
Robert Karlsson (2003)
Soren Kjeldsen (2017)
Mikko Ilonen (2015)
Graeme McDowell (2016)
Shaun Micheel (2007)
Dennis Paulson (2000)
Pat Perez (2009)
Loren Roberts (2005)
Shubhankar Sharma (2018)
Marcel Siem (2013)
Kevin Sutherland (2001)
Kevin Sutherland (2002)
Richard Sterne (2014)
Scott Verplank (2010)
Lee Westwood (2019)

63

Angel Cabrera (2000)
George Coetzee (2012)

Seeds by the Number

John Cook (2002)
Charles Howell III (2013)
Miguel Angel Jimenez (2015)
Shingo Katayama (2004)
Si Woo Kim (2017)
Patton Kizzire (2016)
Satoshi Kodaira (2019)
Stephen Leaney (1999)
Graeme McDowell (2006)
Seung-yul Noh
Nick O'Hern (2001)
Scott Piercy (2014)
Pat Perez (2008)
Nick Price (2005)
Brett Quigley (2007)
Charl Schwartzel (2009)
Phil Taturangi (2003)
Chris Wood (2010)

64

Stephen Ames (2006)
Kiradech Aphibarnrat (2014)
Michael Campbell (2000)
Ernie Els (2012)
Nick Faldo (1999)
J.J. Henry (2007)
J.B. Holmes (2008)
Brendan Jones (2009)
Shingo Katayama (2005)
K.T. Kim (2017)
Greg Kraft (2001)
Luke List (2019)
Shane Lowry (2013)
Ross McGowan (2010)
Francesco Molinari (2015)
Thorbjorn Olesen (2016)
Peter O'Malley (2002)
Carl Pettersson (2003)
John Rollins (2004)
Henrik Stenson (2011)
Julian Suri (2018)

Player Records



Matt Kuchar finished runner-up at the 2019 WGC-Dell Technologies Match Play



ABRAHAM ANCER

Mexico



HEIGHT: 5-7
WEIGHT: 160
BIRTHDATE: February 27, 1991
BIRTHPLACE: McAllen, Texas
RESIDENCE: San Antonio, Texas
TURNED PROFESSIONAL: 2013

BEST PGA TOUR CAREER FINISH: **2-2019** THE NORTHERN TRUST.**2-2020** The American Express, RBC Heritage.

KORN FERRY TOUR VICTORIES (1): **2015** Nova Scotia Open.

INTERNATIONAL VICTORIES (1): **2018** Emirates Australian Open.

WORLD GOLF CHAMPIONSHIPS CAREER SUMMARY

Tournament	Position	Total Score	Total Score	Par	Money
Dell Technologies Match Play (2-1-0)					
2019 Dell Tech Match Play	T17				108,429
G1: lost to Paul Casey, 5 and 3					
G2: beat Cameron Smith, 3 and 2					
G3: beat Charles Howell III, 5 and 3					
					108,429
Workday Championship at The Concession					
2018 Mexico Championship	T52	71-76-71-69	287	+3	61,500
2019 Mexico Championship	T39	71-72-71-70	284	E	70,500
2020 Mexico Championship	T12	70-70-67-68	275	-9	182,000
2021 Workday Championship	T18	71-66-70-74	281	-7	125,500
					439,500
FedEx St. Jude Invitational					
2020 FedEx St Jude Invit'l	T15	67-75-65-66	273	-7	131,400
					131,400
HSBC Champions					
2020 HSBC Champions	T4	68-71-67-67	273	-15	370,000
					370,000
					TOTAL \$1,049,329



DANIEL BERGER

United States



HEIGHT: 6-1
WEIGHT: 175
BIRTHDATE: April 07, 1993
BIRTHPLACE: Plantation, Florida
RESIDENCE: Jupiter, Florida
TURNED PROFESSIONAL: 2013

PGA TOUR VICTORIES (4): **2016** FedEx St. Jude Classic. **2017** FedEx St. Jude Classic. **2020** Charles Schwab Challenge. **2021** AT&T Pebble Beach.

WORLD GOLF CHAMPIONSHIPS CAREER SUMMARY

Tournament	Position	Total Score	Total Score	Par	Money
Dell Technologies Match Play (1-8-0)					
2016 Dell Match Play	T61				47,750
G1: lost to Patrick Reed, 1 Up					
G2: lost to Phil Mickelson, 1 Up					
G3: lost to Matt Fitzpatrick, 1 Up					
2017 Dell Tech Match Play	T39				63,500
G1: beat J.B. Holmes, 7 and 5					
G2: lost to Phil Mickelson, 5 and 4					
G3: lost to Si Woo Kim, 1 Up					
2018 Dell Tech Match Play	T59				50,250
G1: lost to Kevin Chappell, 3 and 2					
G2: lost to Ian Poulter, 2 and 1					
G3: lost to Tommy Fleetwood, 2 and 1					
					161,500

Workday Championship at The Concession

2016 Cadillac Championship	T28	75-71-70-74	290	+2	79,429
2017 Mexico Championship	T16	70-66-70-72	278	-6	105,125
2018 Mexico Championship	T14	69-68-72-67	276	-8	126,500
2021 Workday Championship	T35	73-71-69-72	285	-3	64,500
					375,554

FedEx St. Jude Invitational

2017 Bridgestone Invit'l	T17	71-68-68-70	277	-3	95,500
2018 Bridgestone Invit'l	T48	67-71-71-73	282	+2	59,250
2020 FedEx St Jude Invit'l	T2	71-67-67-65	270	-10	695,000
					849,750

HSBC Champions

2016 HSBC Champions	T11	68-71-69-66	274	-14	106,167
2017 HSBC Champions	T2	66-70-67-69	272	-16	787,000
2018 HSBC Champions	T24	68-71-75-72	286	-2	79,500
					972,667
					TOTAL \$2,359,470



CHRISTIAAN BEZUIDENHOUT

South Africa



HEIGHT: 6-1
WEIGHT: 195
BIRTHDATE: May 18, 1994
BIRTHPLACE: Delmas, South Africa
RESIDENCE: TURNED PROFESSIONAL: 2015

BEST PGA TOUR CAREER FINISH: 7-2021 Arnold Palmer Inv'tl.

INTERNATIONAL VICTORIES (5): 2016 Sun Fish River Challenge. 2019 Estrella Damm N.A. Andalucia Masters hosted by the Sergio Garcia Foundation. 2020 Dimension Data Pro-Am, Alfred Dunhill Championship, South African Open.

OTHER VICTORIES (2): 2015 The Kings Cup - Big Easy Tour, Glendower GC - Big Easy Tour.

WORLD GOLF CHAMPIONSHIPS CAREER SUMMARY

Tournament	Position	Total Score	Total Score	Par	Money
Workday Championship at The Concession					
2020 Mexico Championship	T29	72-72-70-67	281	-3	73,500
2021 Workday Championship	T32	71-72-71-70	284	-4	72,000
					145,500
FedEx St. Jude Invitational					
2020 FedEx St Jude Invit'l	T20	71-69-64-70	274	-6	106,200
					106,200
HSBC Champions					
2020 HSBC Champions	T17	69-72-66-72	279	-9	111,000
					111,000
			TOTAL		\$362,700



PATRICK CANTLAY

United States



HEIGHT: 6-0
WEIGHT: 190
BIRTHDATE: March 17, 1992
BIRTHPLACE: Long Beach, California
RESIDENCE: North Palm Beach, Florida
TURNED PROFESSIONAL: 2012

PGA TOUR VICTORIES (3): 2018 Shriners Hospitals. 2019 the Memorial Tournament. 2021 ZOZO CHAMPIONSHIP.

KORN FERRY TOUR VICTORIES (1): 2013 Colombia Championship.

WORLD GOLF CHAMPIONSHIPS CAREER SUMMARY

Tournament	Position	Total Score	Total Score	Par	Money
Dell Technologies Match Play (3-2-1)					
2018 Dell Tech Match Play	T17				97,917
		G1: lost to Cameron Smith, 1 Up			
		G2: beat Yusaku Miyazato, 1 Up			
		G3: beat Hideki Matsuyama, 4 and 3			
2019 Dell Tech Match Play	T24				81,313
		G1: tied Brandt Snedeker, Tied			
		G2: beat Aaron Wise, 4 and 2			
		G3: lost to Tiger Woods, 4 and 2			179,229
Workday Championship at The Concession					
2018 Mexico Championship	T30	70-75-71-66	282	-2	81,429
2019 Mexico Championship	T6	72-67-65-70	274	-10	261,667
					343,095
FedEx St. Jude Invitational					
2018 Bridgestone Invit'l	T6	64-72-68-68	272	-8	241,375
2019 FedEx St Jude Invit'l	T12	65-68-73-68	274	-6	143,625
2020 FedEx St Jude Invit'l	T35	73-72-65-67	277	-3	56,111
					441,111
HSBC Champions					
2018 HSBC Champions	T15	68-74-69-73	284	-4	107,900
2019 HSBC Champions	T7	70-68-73-72	283	-5	210,563
					318,463
			TOTAL		\$1,281,898



PAUL CASEY

England



HEIGHT: 5-10
WEIGHT: 180
BIRTHDATE: July 21, 1977
BIRTHPLACE: Cheltenham, England
RESIDENCE: Phoenix, Arizona; Weybridge, England
TURNED PROFESSIONAL: 2000

PGA TOUR VICTORIES (3): 2009 Shell Houston Open. 2018 Valspar Championship. 2019 Valspar Championship.

INTERNATIONAL VICTORIES (18): 2001 Gleneagles Scottish PGA, Gleneagles Scottish PGA. 2003 ANZ Championship [Eur], Benson & Hedges International Open [Eur]. 2005 TCL Classic [Eur], Volvo China Open [Eur]. 2006 Johnnie Walker Championship at Gleneagles [Eur], HSBC World Match Play [Eur]. 2007 Abu Dhabi Golf Championship [Eur]. 2009 Abu Dhabi Championship [Eur], BMW PGA Championship [Eur]. 2011 Volvo Golf Champions [Eur], Shinhan Donghae Open [Kor]. 2013 Irish Open [Eur]. 2014 KLM Open [Eur]. 2019 Porsche European Open [Eur], Porsche European Open [Eur]. 2021 Omega Dubai Desert Classic.

OTHER VICTORIES (1): 2004 World Golf Championships-World Cup [with Luke Donald].

WORLD GOLF CHAMPIONSHIPS CAREER SUMMARY

Tournament	Position	Total Score	Total Score	Par	Money
Dell Technologies Match Play (27-15-2)					
2003 Accenture Match Play	T33				30,000
R1: lost to Davis Love III, 5 and 4					
2004 Accenture Match Play	T33				35,000
R1: lost to Shaun Micheel, 21 holes					
2005 Accenture Match Play	T33				35,000
R1: lost to Angel Cabrera, 4 and 2					
2006 Accenture Match Play	T33				35,000
R1: lost to Henrik Stenson, 1 Up					
2007 Accenture Match Play	T5				260,000
R1: beat Mike Weir, 1 Up					
R2: beat Colin Montgomerie, 4 and 3					
R3: beat Shaun Micheel, 2 Up					
QF: lost to Geoff Ogilvy, 5 and 4					
2008 Accenture Match Play	T9				130,000
R1: beat Robert Karlsson, 2 Up					
R2: beat Bradley Dredge, 2 and 1					
R3: lost to K.J. Choi, 1 Up					
2009 Accenture Match Play	2				850,000
R1: beat Aaron Baddeley, 1 Up					
R2: beat Mathew Goggin, 6 and 4					
R3: beat Peter Hanson, 4 and 2					
QF: beat Sean O'Hair, 4 and 3					
SF: beat Ross Fisher, 2 and 1					
Championship: lost to Geoff Ogilvy, 4 and 3					
2010 Accenture Match Play	2				850,000
R1: beat Stephen Ames, 5 and 4					
R2: beat Mike Weir, 5 and 4					
R3: beat Brian Gay, 5 and 4					
QF: beat Stewart Cink, 5 and 4					
SF: beat Camilo Villegas, 24 holes					
Championship: lost to Ian Poulter, 4 and 2					
2011 Accenture Match Play	T17				95,000
R1: beat Richard Green, 19 holes					
R2: lost to Jason Day, 4 and 2					
2015 Cadillac Match Play	T5				285,000
G1: beat Chris Kirk, 22 holes					
G2: beat Adam Scott, 1 Up					
G3: beat Francesco Molinari, 1 Up					
R4: beat Charl Schwartzel, 3 and 1					
QF: lost to Rory McIlroy, 22 holes					
2016 Dell Match Play	T51				52,000
G1: lost to Thongchai Jaidee, 2 and 1					
G2: tied Graeme McDowell, 1 Up					
G3: lost to Jason Day, 1 Up					
2017 Dell Tech Match Play	T9				158,000
G1: beat Joost Luiten, 2 and 1					
G2: beat Byeong Hun An, 1 Up					
G3: beat Charl Schwartzel, 4 and 3					
R4: lost to Hideto Tanihara, 2 and 1					
2018 Dell Tech Match Play	T17				97,917
G1: beat Russell Henley, 1 Up					
G2: beat Kyle Stanley, 4 and 2					
G3: lost to Matt Fitzpatrick, 3 and 2					
2019 Dell Tech Match Play	T9				167,000
G1: beat Abraham Ancer, 5 and 3					
G2: tied Charles Howell III, Tied					
G3: beat Cameron Smith, 4 and 3					
R4: lost to Francesco Molinari, 5 and 4					
					3,079,917

Workday Championship at The Concession

2003 American Express	T8	73-71-66-71	281	+1	137,500
2004 American Express	T21	72-70-71-71	284	-4	72,000
2006 American Express	T56	74-75-72-71	292	+8	38,500
2007 CA Championship	T9	76-70-66-72	284	-4	157,500
2008 CA Championship	T51	72-75-67-73	287	-1	44,750
2009 CA Championship	T31	71-66-72-73	282	-6	68,500
2010 CA Championship	T6	69-72-68-69	278	-10	214,300
2011 Cadillac Championship	T18	70-71-69-72	282	-6	89,000
2012 Cadillac Championship	T51	76-71-68-73	288	E	46,875
2015 Cadillac Championship	T38	75-73-72-72	292	+4	65,500
2016 Cadillac Championship	7	71-68-75-68	282	-6	240,000
2017 Mexico Championship	T16	74-71-67-66	278	-6	105,125
2018 Mexico Championship	T12	73-68-68-66	275	-9	150,500
2019 Mexico Championship	T3	71-72-65-65	273	-11	472,000
2020 Mexico Championship	T11	69-68-66-70	273	-11	205,000
					2,107,050

FedEx St. Jude Invitational

2003 NEC Invitational	T17	72-66-71-70	279	-1	59,250
2004 NEC Invitational	T16	72-70-68-68	278	-2	79,333
2005 NEC Invitational	T19	75-68-67-71	281	+1	77,000
2006 Bridgestone Invit'l	T4	69-69-64-71	273	-7	246,250
2007 Bridgestone Invit'l	T51	67-73-76-78	294	+14	42,000
2008 Bridgestone Invit'l	T8	70-71-68-65	274	-6	162,500
2010 Bridgestone Invit'l	T22	68-68-73-70	279	-1	72,000
2011 Bridgestone Invit'l	T45	73-71-71-67	282	+2	53,000
2013 Bridgestone Invit'l	T27	70-70-73-69	282	+2	73,500
2015 Bridgestone Invit'l	T17	68-73-71-67	279	-1	88,500
2016 Bridgestone Invit'l	T16	70-72-72-68	282	+2	105,200
2017 Bridgestone Invit'l	T5	70-69-67-67	273	-7	268,500
2018 Bridgestone Invit'l	T31	68-71-71-70	280	E	74,750
2019 FedEx St. Jude Invit'l	T27	70-71-69-67	277	-3	86,250
2020 FedEx St. Jude Invit'l	T67	71-78-69-67	285	+5	32,625
					1,520,658

HSBC Champions

2010 HSBC Champions	T6	73-71-67-70	281	-7	145,714
2011 HSBC Champions	T4	70-66-70-67	273	-15	258,333
2014 HSBC Champions	20	69-73-69-69	280	-8	84,000
2016 HSBC Champions	T23	67-72-71-68	278	-10	75,750
2017 HSBC Champions	T12	67-70-72-69	278	-10	134,000
2018 HSBC Champions	T11	71-72-69-71	283	-5	140,000
2019 HSBC Champions	T16	73-68-74-71	286	-2	116,000
2020 HSBC Champions	T38	75-71-71-69	286	-2	67,000
					1,020,798
TOTAL					\$7,728,423



COREY CONNERS

Canada



HEIGHT: 6-0
WEIGHT: 190
BIRTHDATE: January 06, 1992
BIRTHPLACE: Listowel, Ontario, Canada
RESIDENCE: Listowel, Ontario, Canada
TURNED PROFESSIONAL: 2015

PGA TOUR VICTORIES (1): 2019 Valero Texas Open.

WORLD GOLF CHAMPIONSHIPS CAREER SUMMARY

Tournament	Position	Total Score	Total Score	Par	Money
Workday Championship at The Concession					
2020 Mexico Championship	50	68-70-72-75	285	+1	44,000
					44,000
FedEx St. Jude Invitational					
2019 FedEx St Jude Invit'l	T27	67-71-70-69	277	-3	86,250
2020 FedEx St Jude Invit'l	T30	72-68-66-70	276	-4	72,000
					158,250
HSBC Champions					
2020 HSBC Champions	T20	67-73-74-66	280	-8	99,000
					99,000
			TOTAL		\$301,250



JASON DAY

Australia



HEIGHT: 6-0
WEIGHT: 195
BIRTHDATE: November 12, 1987
BIRTHPLACE: Beaudesert, Queensland, Australia
RESIDENCE: Forest Lake, Queensland, Australia; Columbus, Ohio
TURNED PROFESSIONAL: 2006

PGA TOUR VICTORIES (12): 2010 HP Byron Nelson Champ. 2014 WGC-Accenture Match Play. 2015 The Barclays, BMW Championship, Farmers Insurance Open, RBC Canadian Open, PGA Championship. 2016 Arnold Palmer Inv'tl, THE PLAYERS Championship, WGC-Dell Match Play. 2018 Farmers Insurance Open, Wells Fargo Championship.

KORN FERRY TOUR VICTORIES (1): 2007 Legend Financial Group.

OTHER VICTORIES (3): 2013 ISPS Handa World Cup [with Adam Scott], ISPS Handa World Cup [individ]. 2015 Franklin Templeton Shootout [with Cameron Tringale].

WORLD GOLF CHAMPIONSHIPS CAREER SUMMARY

Tournament	Position	Total Score	Total Score	Par	Money
Dell Technologies Match Play (22-14-0)					
2011 Accenture Match Play	T9				140,000
R1: beat K.T. Kim, 3 and 2					
R2: beat Paul Casey, 4 and 2					
R3: lost to J.B. Holmes, 1 Up					
2012 Accenture Match Play	T17				95,000
R1: beat Rafa Cabrera Bello, 19 holes					
R2: lost to John Senden, 6 and 5					
2013 Accenture Match Play	3				615,000
R1: beat Zach Johnson, 6 and 5					
R2: beat Russell Henley, 19 holes					
R3: beat Bubba Watson, 4 and 3					
QF: beat Graeme McDowell, 1 Up					
SF: lost to Matt Kuchar, 4 and 3					
Consolation: beat Ian Poulter, 1 Up					
2014 Accenture Match Play	1				1,530,000
R1: beat Thorbjørn Olesen, 2 Up					
R2: beat Billy Horschel, 22 holes					
R3: beat George Coetzee, 3 and 1					
QF: beat Louis Oosthuizen, 2 and 1					
SF: beat Rickie Fowler, 3 and 2					
Championship: beat Victor Dubuisson, 23 holes					
2015 Cadillac Match Play	T52				49,385
G1: lost to Charley Hoffman, 4 and 3					
G2: lost to Branden Grace, 4 and 3					
G3: lost to Zach Johnson, 3 and 2					
2016 Dell Match Play	1				1,620,000
G1: beat Graeme McDowell, 3 and 2					
G2: beat Thongchai Jaidee, 5 and 3					
G3: beat Paul Casey, 2 Up					
R4: beat Brandt Snedeker, 3 and 2					

QF: beat Brooks Koepka, 3 and 2					
SF: beat Rory McIlroy, 1 Up					
Championship: beat Louis Oosthuizen, 5 and 4					
2017 Dell Tech Match Play	58				49,500
G1: lost to Pat Perez, WD					
G2: lost to Lee Westwood, WD					
G3: lost to Marc Leishman, WD					
2018 Dell Tech Match Play	T36				65,500
G1: beat James Hahn, 4 and 2					
G2: lost to Jason Dufner, 3 and 1					
G3: lost to Louis Oosthuizen, 1 Up					
2019 Dell Tech Match Play	T61				50,750
G1: lost to Jim Furyk, 1 Up					
G2: lost to Henrik Stenson, 4 and 3					
G3: lost to Phil Mickelson, 1 Up					
					4,215,135

Workday Championship at The Concession

2011 Cadillac Championship	T45	71-76-71-72	290	+2	55,500
2012 Cadillac Championship	T20	73-67-70-71	281	-7	85,000
2013 Cadillac Championship	T33	74-66-75-71	286	-2	71,500
2015 Cadillac Championship	T31	76-74-70-71	291	+3	72,000
2016 Cadillac Championship	T23	72-74-71-71	288	E	91,000
2021 Workday Championship	T18	71-69-69-72	281	-7	125,500
					500,500

FedEx St. Jude Invitational

2010 Bridgestone Invit'l	T22	69-70-69-71	279	-1	72,000
2011 Bridgestone Invit'l	T4	63-70-66-69	268	-12	332,500
2012 Bridgestone Invit'l	T29	75-70-70-66	281	+1	68,000
2013 Bridgestone Invit'l	T53	74-72-72-70	288	+8	48,875
2014 Bridgestone Invit'l	W/D	74-71	145	+5	0
2015 Bridgestone Invit'l	T12	69-69-70-69	277	-3	126,000
2016 Bridgestone Invit'l	T3	67-69-69-72	277	-3	449,250
2017 Bridgestone Invit'l	T24	71-66-70-71	278	-2	82,000
2018 Bridgestone Invit'l	T10	65-66-69-73	273	-7	160,875
2019 FedEx St Jude Invit'l	T40	72-69-68-70	279	-1	74,000
2020 FedEx St Jude Invit'l	T6	68-67-69-67	271	-9	268,333
					1,681,833

HSBC Champions

2018 HSBC Champions	T11	69-74-72-68	283	-5	140,000
2019 HSBC Champions	T11	71-70-69-74	284	-4	152,333
					292,333
			TOTAL		\$6,689,801



BRYSON DECHAMBEAU

United States



HEIGHT: 6-1
WEIGHT: 235
BIRTHDATE: September 16, 1993
BIRTHPLACE: Modesto, California
RESIDENCE: Dallas, Texas
TURNED PROFESSIONAL: 2016

PGA TOUR VICTORIES (8): **2017** John Deere Classic. **2018** the Memorial Tournament, THE NORTHERN TRUST, Dell Technologies Champ. **2019** Shriners Hospitals. **2020** Rocket Mortgage. **2021** U.S. Open, Arnold Palmer Inv'tl.

KORN FERRY TOUR VICTORIES (1): **2016** DAP Championship.

INTERNATIONAL VICTORIES (1): **2019** Omega Dubai Desert Classic.

WORLD GOLF CHAMPIONSHIPS CAREER SUMMARY

Tournament	Position	Total Score	Total Score	Par	Money
Dell Technologies Match Play (1-2-0)					
2019 Dell Tech Match Play	T40				62,500
G1: beat Russell Knox, 3 and 1					
G2: lost to Kiradech Aphibarnrat, 2 and 1					
G3: lost to Marc Leishman, 5 and 4					
					62,500
Workday Championship at The Concession					
2019 Mexico Championship	T56	75-73-73-69	290	+6	55,500
2020 Mexico Championship	2	68-63-71-65	267	-17	1,150,000
2021 Workday Championship	T22	77-64-72-69	282	-6	100,833
					1,306,333
FedEx St. Jude Invitational					
2017 Bridgestone Invit'l	T60	75-69-71-72	287	+7	47,500
2018 Bridgestone Invit'l	30	75-69-68-67	279	-1	79,250
2019 FedEx St. Jude Invit'l	T48	67-74-72-68	281	+1	66,000
2020 FedEx St. Jude Invit'l	T30	67-73-69-67	276	-4	72,000
					264,750
					TOTAL \$1,633,583



HARRIS ENGLISH

United States



HEIGHT: 6-3
WEIGHT: 185
BIRTHDATE: July 23, 1989
BIRTHPLACE: Valdosta, Georgia
RESIDENCE: Sea Island, Georgia
TURNED PROFESSIONAL: 2011

PGA TOUR VICTORIES (3): **2013** FedEx St. Jude Classic. **2014** OHL Classic at Mayakoba. **2021** Sentry T of C.

KORN FERRY TOUR VICTORIES (1): **2011** Children's Invitational.

OTHER VICTORIES (3): **2013** Franklin Templeton Shootout [with Matt Kuchar]. **2016** Franklin Templeton Shootout [with Matt Kuchar]. **2020** QBE Shootout [with Matt Kuchar].

WORLD GOLF CHAMPIONSHIPS CAREER SUMMARY

Tournament	Position	Total Score	Total Score	Par	Money
Dell Technologies Match Play (4-2-0)					
2014 Accenture Match Play	T9				148,000
R1: beat Lee Westwood, 5 and 3					
R2: beat Rory McIlroy, 19 holes					
R3: lost to Jim Furyk, 1 Up					
2015 Cadillac Match Play	T17				85,824
G1: lost to Rickie Fowler, 1 Up					
G2: beat Graeme McDowell, 2 and 1					
G3: beat Shane Lowry, 1 Up					
					233,824

Workday Championship at The Concession

2014 Cadillac Championship	T16	69-77-74-72	292	+4	90,667
2016 Cadillac Championship	10	71-70-71-72	284	-4	165,000
2021 Workday Championship	66	78-69-71-80	298	+10	33,500
					289,167

FedEx St. Jude Invitational

2013 Bridgestone Invit'l	T14	70-68-72-68	278	-2	102,667
2014 Bridgestone Invit'l	T31	69-69-68-73	279	-1	69,500
2016 Bridgestone Invit'l	T27	69-73-74-68	284	+4	80,667
					252,833

HSBC Champions

2016 HSBC Champions	T23	67-71-70-70	278	-10	75,750
					75,750
					TOTAL \$851,574



TONY FINAU

United States



HEIGHT: 6-4
WEIGHT: 200
BIRTHDATE: September 14, 1989
BIRTHPLACE: Salt Lake City, Utah
RESIDENCE: Lehi, Utah
TURNED PROFESSIONAL: 2007

PGA TOUR VICTORIES (1): 2016 Puerto Rico Open.

KORN FERRY TOUR VICTORIES (1): 2014 Stonebrae Classic.

WORLD GOLF CHAMPIONSHIPS CAREER SUMMARY

Tournament	Position	Total Score	Total Score	Par	Money
Dell Technologies Match Play (3-3-0)					
2018 Dell Tech Match Play	T17				97,917
G1: beat Thomas Pieters, 2 and 1					
G2: beat Kevin Na, 3 and 2					
G3: lost to Alex Noren, 1 Up					
2019 Dell Tech Match Play	T40				62,500
G1: beat Keith Mitchell, 2 and 1					
G2: lost to Kevin Kisner, 1 Up					
G3: lost to Ian Poulter, 1 Up					
					160,417
Workday Championship at The Concession					
2018 Mexico Championship	T27	68-70-68-74	280	-4	91,000
2019 Mexico Championship	T25	73-69-69-69	280	-4	93,250
2021 Workday Championship	14	68-67-72-72	279	-9	165,000
					349,250

FedEx St. Jude Invitational

2018 Bridgestone Invit'l	T10	68-66-71-68	273	-7	160,875
2019 FedEx St Jude Invit'l	T27	70-71-68-68	277	-3	86,250
2020 FedEx St Jude Invit'l	T65	70-68-72-74	284	+4	33,250
					280,375

HSBC Champions

2018 HSBC Champions	T11	67-72-74-70	283	-5	140,000
2019 HSBC Champions	2	66-67-70-71	274	-14	1,072,000
2020 HSBC Champions	T53	69-70-75-76	290	+2	52,875
					1,264,875
					TOTAL \$2,054,917



MATT FITZPATRICK

England



HEIGHT: 5-10
WEIGHT: 155
BIRTHDATE: September 01, 1994
BIRTHPLACE: Sheffield, England
RESIDENCE: Sheffield, England
TURNED PROFESSIONAL: 2014

BEST PGA TOUR CAREER FINISH: 2-2019 Arnold Palmer Inv'tl.

INTERNATIONAL VICTORIES (6): 2015 British Masters [Eur]. 2016 Nordea Masters [Eur], DP World Tour Championship [Eur]. 2017 Omega European Masters [Eur]. 2018 Omega European Masters [Eur]. 2020 DP World Tour Championship, Dubai.

WORLD GOLF CHAMPIONSHIPS CAREER SUMMARY

Tournament	Position	Total Score	Total Score	Par	Money
Dell Technologies Match Play (4-8-0)					
2016 Dell Match Play	T38				63,000
G1: lost to Phil Mickelson, 5 and 4					
G2: lost to Patrick Reed, 4 and 3					
G3: beat Daniel Berger, 2 Up					
2017 Dell Tech Match Play	T17				93,308
G1: lost to Kevin Na, 5 and 4					
G2: beat Chris Wood, 4 and 2					
G3: beat Justin Thomas, 2 and 1					
2018 Dell Tech Match Play	T36				65,500
G1: lost to Kyle Stanley, 1 Up					
G2: lost to Russell Henley, 2 and 1					
G3: beat Paul Casey, 3 and 2					
2019 Dell Tech Match Play	T61				50,750
G1: lost to Justin Harding, 1 Up					
G2: lost to Luke List, 2 and 1					
G3: lost to Rory McIlroy, 4 and 2					
					272,558

Workday Championship at The Concession

2016 Cadillac Championship	T35	76-71-72-73	292	+4	72,500
2017 Mexico Championship	T16	71-67-72-68	278	-6	105,125
2018 Mexico Championship	T30	71-69-74-68	282	-2	81,429
2019 Mexico Championship	T27	72-71-68-70	281	-3	85,000
2020 Mexico Championship	T37	72-70-70-70	282	-2	56,200
2021 Workday Championship	T11	66-69-71-72	278	-10	189,667
					589,920

FedEx St. Jude Invitational

2017 Bridgestone Invit'l	T50	73-71-71-71	286	+6	51,250
2018 Bridgestone Invit'l	T48	66-70-73-73	282	+2	59,250
2019 FedEx St Jude Invit'l	T4	67-64-69-69	269	-11	384,333
2020 FedEx St Jude Invit'l	T6	70-64-69-68	271	-9	268,333
					763,167

HSBC Champions

2016 HSBC Champions	T7	68-69-69-67	273	-15	173,750
2017 HSBC Champions	T16	72-74-70-65	281	-7	103,667
2018 HSBC Champions	T9	68-69-72-73	282	-6	176,000
2019 HSBC Champions	T54	67-80-70-81	298	+10	50,313
2020 HSBC Champions	7	66-67-70-71	274	-14	256,000
					759,729
					TOTAL \$2,385,374



TOMMY FLEETWOOD

England



HEIGHT: 5-11
WEIGHT: 168
BIRTHDATE: January 19, 1991
BIRTHPLACE: Southport, England
RESIDENCE: Southport, England
TURNED PROFESSIONAL: 2010

BEST PGA TOUR CAREER FINISH: 2-2017 WGC-Mexico Championship. 2-2018 U.S. Open. 2-2019 Zurich Classic of New Or, The Open Championship.

INTERNATIONAL VICTORIES (6): 2011 Kazakhstan Open [EurChall]. 2013 Johnnie Walker Championship at Gleneagles [Eur]. 2017 HNA Open de France [Eur], Abu Dhabi HSBC Championship [Eur]. 2018 Abu Dhabi HSBC Championship presented by EGA [Eur]. 2019 Nedbank Golf Challenge hosted by Gary Player.

OTHER VICTORIES (2): 2011 Formby Hall Classic [PGA EuroPro]. 2013 Farmfoods British Par-3 Championship.

WORLD GOLF CHAMPIONSHIPS CAREER SUMMARY

Tournament	Position	Total Score	Total Score	Par	Money
Dell Technologies Match Play (7-6-1)					
2015 Cadillac Match Play	T5				285,000
G1: lost to Sergio Garcia, 1 Up					
G2: beat Jamie Donaldson, 21 holes					
G3: beat Bernd Wiesberger, 19 holes					
R4: beat Branden Grace, 2 and 1					
QF: lost to Danny Willett, 4 and 3					
2017 Dell Tech Match Play	T39				63,500
G1: beat Zach Johnson, 1 Up					
G2: lost to Brendan Steele, 1 Up					
G3: lost to Matt Kuchar, 4 and 2					
2018 Dell Tech Match Play	T17				97,917
G1: lost to Ian Poulter, 3 and 2					
G2: beat Kevin Chappell, 7 and 6					
G3: beat Daniel Berger, 2 and 1					
2019 Dell Tech Match Play	T24				81,313
G1: beat Byeong Hun An, 3 and 2					
G2: tied Kyle Stanley, Tied					
G3: lost to Louis Oosthuizen, 4 and 3					
					527,729

Workday Championship at The Concession

2015 Cadillac Championship	T71	77-77-73-80	307	+19	42,625
2017 Mexico Championship	2	69-70-66-66	271	-13	1,045,000
2018 Mexico Championship	T14	72-71-67-66	276	-8	126,500
2019 Mexico Championship	T19	70-65-72-72	279	-5	103,750
2020 Mexico Championship	T18	70-69-70-69	278	-6	125,500
2021 Workday Championship	T44	75-72-68-75	290	+2	48,500
					1,491,875

FedEx St. Jude Invitational

2017 Bridgestone Invit'l	T28	70-68-70-71	279	-1	73,563
2018 Bridgestone Invit'l	T14	66-63-74-71	274	-6	128,250
2019 FedEx St. Jude Invit'l	T4	68-70-65-66	269	-11	384,333
2020 FedEx St. Jude Invit'l	T35	72-67-73-65	277	-3	56,111
					642,257

HSBC Champions

2014 HSBC Champions	T18	68-70-69-72	279	-9	87,000
2015 HSBC Champions	T24	69-75-74-69	287	-1	73,500
2016 HSBC Champions	T30	67-71-72-70	280	-8	68,000
2018 HSBC Champions	T20	71-70-70-74	285	-3	90,250
2019 HSBC Champions	T7	68-68-72-75	283	-5	210,563
2020 HSBC Champions	T53	74-76-73-67	290	+2	52,875
					582,188
					TOTAL \$3,244,049



DYLAN FRITTELLI

South Africa



HEIGHT: 6-2
WEIGHT: 179
BIRTHDATE: June 05, 1990
BIRTHPLACE: Johannesburg, South Africa
RESIDENCE: Austin, Texas
TURNED PROFESSIONAL: 2012

PGA TOUR VICTORIES (1): 2019 John Deere Classic.

INTERNATIONAL VICTORIES (4): 2013 Karnten Golf Open [EurChall]. 2016 Rolex Trophy [Eur-Chall]. 2017 AfrAsia Bank Mauritius Open [Eur], Lyoness Open [Eur].

WORLD GOLF CHAMPIONSHIPS CAREER SUMMARY

Tournament	Position	Total Score	Total Score	Par	Money
Dell Technologies Match Play (1-2-0)					
2018 Dell Tech Match Play	T36				65,500
G1: lost to Xander Schauffele, 1 Up					
G2: lost to Sergio Garcia, 1 Up					
G3: beat Shubhankar Sharma, 1 Up					
					65,500
Workday Championship at The Concession					
2018 Mexico Championship	T55	73-70-71-77	291	+7	58,000
					58,000
					TOTAL \$123,500



SERGIO GARCIA

Spain



HEIGHT: 5-10
WEIGHT: 180
BIRTHDATE: January 09, 1980
BIRTHPLACE: Castellon, Spain
RESIDENCE: Crans-Montana, Switzerland
TURNED PROFESSIONAL: 1999

PGA TOUR VICTORIES (11): **2001** Buick Classic, MasterCard Colonial. **2002** Mercedes Championships. **2004** Buick Classic, EDS Byron Nelson Champ. **2005** Booz Allen Classic. **2008** THE PLAYERS Championship. **2012** Wyndham Championship. **2016** AT&T Byron Nelson. **2017** Masters Tournament. **2021** Sanderson Farms Champ..

INTERNATIONAL VICTORIES (20): **1999** Murphy's Irish Open [Eur], Linde German Masters [Eur]. **2001** Lancome Trophy [Eur]. **2002** Canarias Open de Espana [Eur], Kolon Cup Korean Open [Asia]. **2004** Mallorca Classic [Eur]. **2005** Omega European Masters [Eur]. **2008** Castello Masters [Eur], World Golf Championships-HSBC Champions [Eur], Castello Masters [Eur]. **2011** Andalucia Masters [Eur]. **2012** Iskandar Johor Open [Asia], Thailand Golf Championship [Asia]. **2013** Commercial Bank Qatar Masters [Eur]. **2015** Ho Tram Open [Asia]. **2017** Omega Dubai Desert Classic [Eur], Andalucia Valderrama Masters hosted by the Sergio Garcia Foundation [Eur]. **2018** SMBC Singapore Open [Asia], Andalucia Valderrama Masters hosted by the Sergio Garcia Foundation [Eur]. **2019** KLM Open.

OTHER VICTORIES (4): **1997** Catalanian Open Championship. **1999** Dunhill Cup [with Miguel Angel Jimenez and Jose Maria Olazabal]. **2001** Nedbank Golf Challenge [SAF]. **2002** Nedbank Golf Challenge [SAF].

WORLD GOLF CHAMPIONSHIPS CAREER SUMMARY

Tournament	Position	Total Score	Total Score	Par	Money
Dell Technologies Match Play (25-20-1)					
2000 Accenture Match Play	T9				75,000
R1: beat Loren Roberts, 20 holes					
R2: beat Mike Weir, 7 and 6					
R3: lost to David Duval, 2 and 1					
2002 Accenture Match Play	T9				85,000
R1: beat Lee Janzen, 3 and 2					
R2: beat Charles Howell III, 1 up					
R3: lost to Scott McCarron, 1 down					
2003 Accenture Match Play	T33				30,000
R1: lost to Kevin Sutherland, 2 and 1					
2004 Accenture Match Play	T33				35,000
R1: lost to Jerry Kelly, 1 Up					
2005 Accenture Match Play	T9				125,000
R1: beat Alex Cejka, 4 and 2					
R2: beat Jerry Kelly, 19 holes					
R3: lost to Adam Scott, 4 and 3					
2007 Accenture Match Play	T17				90,000
R1: beat Darren Clarke, 19 holes					
R2: lost to Charles Howell III, 4 and 3					
2008 Accenture Match Play	T17				90,000
R1: beat John Senden, 3 and 2					
R2: lost to Boo Weekley, 3 and 1					
2009 Accenture Match Play	T33				45,000
R1: lost to Charl Schwartzel, 1 Up					
2010 Accenture Match Play	4				490,000
R1: beat David Toms, 2 Up					
R2: beat Anders Hansen, 2 and 1					
R3: beat Tim Clark, 2 and 1					
QF: beat Oliver Wilson, 4 and 3					
SF: lost to Ian Poulter, 7 and 6					
Consolation: lost to Camilo Villegas, 5 and 4					
2012 Accenture Match Play	T33				45,000
R1: lost to Miguel Angel Jiménez, 2 and 1					
2013 Accenture Match Play	T17				96,000
R1: beat Thongchai Jaidee, 20 holes					
R2: lost to Matt Kuchar, 2 and 1					
2014 Accenture Match Play	T9				148,000
R1: beat Marc Leishman, 22 holes					
R2: beat Bill Haas, 3 and 1					
R3: lost to Rickie Fowler, 1 Up					
2015 Cadillac Match Play	T34				63,500
G1: beat Tommy Fleetwood, 2 Up					
G2: lost to Bernd Wiesberger, 2 and 1					
G3: lost to Jamie Donaldson, 2 and 1					
2016 Dell Match Play	T18				90,900
G1: beat Lee Westwood, 1 Up					
G2: lost to Ryan Moore, 1 Up					
G3: beat Marc Leishman, 5 and 4					
2017 Dell Tech Match Play	T30				74,000
G1: tied Shane Lowry, Tied					
G2: beat Kevin Chappell, 4 and 3					
G3: lost to Jon Rahm, 6 and 4					

2018 Dell Tech Match Play	T9				163,000
G1: beat Shubhankar Sharma, 1 Up					
G2: beat Dylan Frittelli, 2 Up					
G3: beat Xander Schauffele, 3 and 1					
R4: lost to Kyle Stanley, 3 and 1					
2019 Dell Tech Match Play	T5				315,000
G1: beat Shane Lowry, 4 and 2					
G2: beat Andrew Putnam, 5 and 4					
G3: lost to Patrick Reed, 2 and 1					
R4: beat Branden Grace, 1 Up					
QF: lost to Matt Kuchar, 1 Up					
					2,060,400

Workday Championship at The Concession

1999 American Express	T7	74-69-69-73	285	+1	135,000
2000 American Express	T5	69-74-74-64	281	-7	157,500
2002 American Express	7	69-69-70-62	270	-18	155,000
2003 American Express	T12	65-73-70-75	283	+3	89,375
2004 American Express	T4	67-72-67-70	276	-12	308,000
2005 American Express	T3	67-69-67-69	272	-8	353,667
2006 American Express	T32	69-73-71-69	282	-2	61,000
2007 CA Championship	T3	71-70-71-70	282	-6	378,333
2008 CA Championship	T15	69-73-69-68	279	-9	86,700
2009 CA Championship	T31	72-72-68-70	282	-6	68,500
2010 CA Championship	T37	74-72-71-69	286	-2	62,500
2012 Cadillac Championship	T60	75-74-68-76	293	+5	42,000
2013 Cadillac Championship	T3	66-72-67-69	274	-14	417,500
2014 Cadillac Championship	T16	74-76-73-69	292	+4	90,667
2015 Cadillac Championship	T31	73-69-71-78	291	+3	72,000
2016 Cadillac Championship	T11	73-71-67-74	285	-3	145,000
2017 Mexico Championship	T12	68-71-68-70	277	-7	131,250
2018 Mexico Championship	T7	68-65-69-70	272	-12	239,750
2019 Mexico Championship	T6	69-66-69-70	274	-10	261,667
2020 Mexico Championship	T37	74-72-70-66	282	-2	56,200
2021 Workday Championship	T32	67-74-67-76	284	-4	72,000
					3,383,608

FedEx St. Jude Invitational

1999 NEC Invitational	T7	67-70-69-72	278	-2	154,000
2002 NEC Invitational	T58	68-73-76-73	290	+6	29,500
2003 NEC Invitational	T30	64-76-69-73	282	+2	43,000
2004 NEC Invitational	T16	68-70-70-70	278	-2	79,333
2005 NEC Invitational	T13	68-70-67-74	279	-1	94,400
2006 Bridgestone Invit'l	T22	69-73-68-71	281	+1	68,000
2007 Bridgestone Invit'l	T20	71-77-71-67	286	+6	75,500
2008 Bridgestone Invit'l	T36	69-72-68-72	281	+1	52,000
2009 Bridgestone Invit'l	T22	68-72-70-70	280	E	74,429
2010 Bridgestone Invit'l	T22	70-70-69-70	279	-1	72,000
2011 Bridgestone Invit'l	T53	68-72-72-72	284	+4	46,500
2012 Bridgestone Invit'l	T29	67-72-71-71	281	+1	68,000
2013 Bridgestone Invit'l	T40	71-76-70-68	285	+5	61,500
2014 Bridgestone Invit'l	2	68-61-67-71	267	-13	900,000
2015 Bridgestone Invit'l	T37	71-67-72-73	283	+3	63,000
2017 Bridgestone Invit'l	T39	72-71-72-67	282	+2	65,500
2018 Bridgestone Invit'l	T39	70-69-67-75	281	+1	66,250
2019 FedEx St Jude Invit'l	T40	69-71-70-69	279	-1	74,000
2020 FedEx St Jude Invit'l	T35	67-71-68-71	277	-3	56,111
					2,143,023

HSBC Champions

2014 HSBC Champions	4	70-68-69-63	270	-18	365,000
2015 HSBC Champions	T28	74-72-73-69	288	E	68,500
2016 HSBC Champions	T11	68-70-68-68	274	-14	106,167
2017 HSBC Champions	T9	68-72-69-67	276	-12	170,000
2020 HSBC Champions	T53	72-68-75-75	290	+2	52,875
					828,542
					TOTAL \$8,415,573



TALOR GOOCH

United States



HEIGHT: 6-0
WEIGHT: 200
BIRTHDATE: November 14, 1991
BIRTHPLACE: Midwest City, Oklahoma
RESIDENCE: Midwest City, Oklahoma
TURNED PROFESSIONAL: 2014

BEST PGA TOUR CAREER FINISH: 3-2019 Farmers Insurance Open.

KORN FERRY TOUR VICTORIES (1): 2017 News Sentinel Open.

WORLD GOLF CHAMPIONSHIPS CAREER SUMMARY

Tournament	Position	Total Score	Total Score	Par	Money
------------	----------	-------------	-------------	-----	-------

No previous World Golf Championships competition.



LANTO GRIFFIN

United States



HEIGHT: 6-3
WEIGHT: 190
BIRTHDATE: June 15, 1988
BIRTHPLACE: Mount Shasta, California
RESIDENCE: Ponte Vedra Beach, Florida
TURNED PROFESSIONAL: 2010

PGA TOUR VICTORIES (1): 2020 Houston Open.

KORN FERRY TOUR VICTORIES (2): 2017 Nashville Golf Open. 2019 Robert Trent Jones Golf.

WORLD GOLF CHAMPIONSHIPS CAREER SUMMARY

Tournament	Position	Total Score	Total Score	Par	Money
Workday Championship at The Concession					
2020 Mexico Championship	T29	72-69-70-70	281	-3	73,500
2021 Workday Championship	T22	70-72-71-69	282	-6	100,833
					174,333
TOTAL					\$174,333



BRIAN HARMAN

United States



HEIGHT: 5-7
WEIGHT: 150
BIRTHDATE: January 19, 1987
BIRTHPLACE: Savannah, Georgia
RESIDENCE: St. Simons Island, Georgia
TURNED PROFESSIONAL: 2009

PGA TOUR VICTORIES (2): 2014 John Deere Classic. 2017 Wells Fargo Championship.

WORLD GOLF CHAMPIONSHIPS CAREER SUMMARY

Tournament	Position	Total Score	Total Score	Par	Money
Dell Technologies Match Play (2-1-1)					
2018 Dell Tech Match Play	T9				163,000
G1: tied Jhonattan Vegas, Tied					
G2: beat Peter Uihlein, 3 and 2					
G3: beat Rory McIlroy, 5 and 3					
R4: lost to Bubba Watson, 2 and 1					
					163,000
Workday Championship at The Concession					
2018 Mexico Championship	T5	68-67-68-68	271	-13	330,500
					330,500

FedEx St. Jude Invitational

2014 Bridgestone Invit'l	65	72-70-75-76	293	+13	43,750
2017 Bridgestone Invit'l	T50	70-74-69-73	286	+6	51,250
2018 Bridgestone Invit'l	62	71-68-72-75	286	+6	50,750
					145,750

HSBC Champions

2018 HSBC Champions	8	68-69-70-74	281	-7	210,000
2019 HSBC Champions	72	73-73-81-78	305	+17	45,250
					255,250
TOTAL					\$894,500



TYRRELL HATTON

England



HEIGHT: 5-9
WEIGHT: 161
BIRTHDATE: October 14, 1991
BIRTHPLACE: High Wycombe, Buckinghamshire, England
RESIDENCE: Marlow, Buckinghamshire, England
TURNED PROFESSIONAL: 2011

PGA TOUR VICTORIES (1): 2020 Arnold Palmer Inv'tl.

INTERNATIONAL VICTORIES (6): 2016 Alfred Dunhill Links Championship [Eur]. 2017 Italian Open [Eur], Alfred Dunhill Links Championship [Eur]. 2019 Turkish Airlines Open. 2020 BMW PGA Championship. 2021 Abu Dhabi HSBC Championship.

OTHER VICTORIES (1): 2012 Your Golf Travel Classic.

WORLD GOLF CHAMPIONSHIPS CAREER SUMMARY

Tournament	Position	Total Score	Total Score	Par	Money
Dell Technologies Match Play (6-4-1)					
2017 Dell Tech Match Play	T17				93,308
G1: beat Charles Howell III, 2 and 1					
G2: beat Jeunghun Wang, 2 Up					
G3: lost to Rafa Cabrera Bello, 2 and 1					
2018 Dell Tech Match Play	T9				163,000
G1: beat Alexander Levy, 3 and 2					
G2: beat Brendan Steele, 3 and 2					
G3: lost to Charley Hoffman, 3 and 2					
R4: lost to Cameron Smith, 2 and 1					
2019 Dell Tech Match Play	T9				167,000
G1: beat Rafa Cabrera Bello, 4 and 3					
G2: tied Xander Schauffele, Tied					
G3: beat Lee Westwood, 3 and 1					
R4: lost to Matt Kuchar, 4 and 3					
					423,308

Workday Championship at The Concession

2017 Mexico Championship	T10	70-67-68-70	275	-9	166,000
2018 Mexico Championship	T3	70-68-64-67	269	-15	510,500
2019 Mexico Championship	T19	67-70-72-70	279	-5	103,750
2020 Mexico Championship	T6	69-68-66-68	271	-13	320,667
2021 Workday Championship	T22	70-73-70-69	282	-6	100,833
					1,201,750

FedEx St. Jude Invitational

2017 Bridgestone Invit'l	T36	72-71-69-69	281	+1	68,000
2018 Bridgestone Invit'l	T28	68-67-72-71	278	-2	81,250
2019 FedEx St Jude Invit'l	T43	66-71-69-74	280	E	70,000
2020 FedEx St Jude Invit'l	T69	72-69-73-73	287	+7	32,000
					251,250

HSBC Champions

2016 HSBC Champions	T54	70-76-70-70	286	-2	47,500
2017 HSBC Champions	T23	70-76-67-71	284	-4	80,167
2018 HSBC Champions	T11	68-70-71-74	283	-5	140,000
2019 HSBC Champions	T22	72-70-74-73	289	+1	86,500
2020 HSBC Champions	T14	72-73-68-65	278	-10	127,000
					481,167
					TOTAL \$2,357,474



RUSSELL HENLEY

United States



HEIGHT: 6-0
WEIGHT: 180
BIRTHDATE: April 12, 1989
BIRTHPLACE: Macon, Georgia
RESIDENCE: Kiawah Island, South Carolina
TURNED PROFESSIONAL: 2011

PGA TOUR VICTORIES (3): 2013 Sony Open in Hawaii. 2014 The Honda Classic. 2017 Shell Houston Open.

KORN FERRY TOUR VICTORIES (3): 2011 Stadion Classic at UGA. 2012 Winn-Dixie Jacksonville, Chiquita Classic.

WORLD GOLF CHAMPIONSHIPS CAREER SUMMARY

Tournament	Position	Total Score	Total Score	Par	Money
Dell Technologies Match Play (3-5-0)					
2013 Accenture Match Play	T17				96,000
R1: beat Charl Schwartzel, 1 Up					
R2: lost to Jason Day, 19 holes					
2015 Cadillac Match Play	T34				63,500
G1: lost to Brooks Koepka, 1 Up					
G2: lost to J.B. Holmes, 19 holes					
G3: beat Marc Warren, 1 Up					
2018 Dell Tech Match Play	T36				65,500
G1: lost to Paul Casey, 1 Up					
G2: beat Matt Fitzpatrick, 2 and 1					
G3: lost to Kyle Stanley, 1 Up					
					225,000

Workday Championship at The Concession

2013 Cadillac Championship	T28	70-72-70-73	285	-3	75,000
2014 Cadillac Championship	T47	72-78-75-73	298	+10	57,000
2015 Cadillac Championship	T56	74-74-72-78	298	+10	48,000
2018 Mexico Championship	T58	69-69-75-79	292	+8	55,500
					235,500

FedEx St. Jude Invitational

2013 Bridgestone Invit'l	T27	72-69-75-66	282	+2	73,500
2014 Bridgestone Invit'l	T41	72-70-71-68	281	+1	61,000
2015 Bridgestone Invit'l	T17	70-70-70-69	279	-1	88,500
2017 Bridgestone Invit'l	T66	75-74-69-71	289	+9	45,750
					268,750

HSBC Champions

2015 HSBC Champions	T35	71-75-74-70	290	+2	61,500
2018 HSBC Champions	T36	75-68-76-69	288	E	68,500
					130,000
					TOTAL \$859,250



MAX HOMA

United States



HEIGHT: 6-1
WEIGHT: 180
BIRTHDATE: November 19, 1990
BIRTHPLACE: Burbank, California
RESIDENCE: Valencia, California
TURNED PROFESSIONAL: 2013

PGA TOUR VICTORIES (2): 2019 Wells Fargo Championship. 2021 The Genesis Invitational.

KORN FERRY TOUR VICTORIES (2): 2014 BMW Charity Pro-Am. 2016 Rust-Oleum Championship.

WORLD GOLF CHAMPIONSHIPS CAREER SUMMARY

Tournament	Position	Total Score	Total Score	Par	Money
Workday Championship at The Concession					
2021 Workday Championship	T22	73-70-67-72	282	-6	100,833
FedEx St. Jude Invitational					
2019 FedEx St Jude Invit'l	T61	74-73-77-68	292	+12	53,500
2020 FedEx St Jude Invit'l	T52	66-73-72-70	281	+1	40,000
					93,500
			TOTAL		\$194,333



BILLY HORSCHEL

United States



HEIGHT: 6-0
WEIGHT: 175
BIRTHDATE: December 07, 1986
BIRTHPLACE: Grant, Florida
RESIDENCE: Ponte Vedra Beach, Florida
TURNED PROFESSIONAL: 2009

PGA TOUR VICTORIES (5): 2013 Zurich Classic of New Or. 2014 BMW Championship, TOUR Championship. 2017 AT&T Byron Nelson. 2018 Zurich Classic of New Or.

WORLD GOLF CHAMPIONSHIPS CAREER SUMMARY

Tournament	Position	Total Score	Total Score	Par	Money
Dell Technologies Match Play (5-5-1)					
2014 Accenture Match Play	T17				99,000
R1: beat Jamie Donaldson, 6 and 5 R2: lost to Jason Day, 22 holes					
2015 Cadillac Match Play	T17				85,824
G1: beat Brandt Snedeker, 5 and 4 G2: beat Jason Dufner, 3 and 2 G3: lost to Rory McIlroy, 20 holes					
2016 Dell Match Play	T38				63,000
G1: lost to Brooks Koepka, 3 and 2 G2: beat Danny Willett, 3 and 2 G3: lost to Jaco Van Zyl, 2 and 1					
2019 Dell Tech Match Play	T24				81,313
G1: tied Jordan Spieth, Tied G2: beat Bubba Watson, 2 and 1 G3: lost to Kevin Na, 3 and 1					
					329,136

Workday Championship at The Concession

2014 Cadillac Championship	T50	77-78-71-73	299	+11	54,500
2015 Cadillac Championship	T46	72-75-75-72	294	+6	59,000
2016 Cadillac Championship	41	72-71-75-75	293	+5	69,000
2019 Mexico Championship	T45	68-76-70-71	285	+1	65,000
2020 Mexico Championship	T9	68-71-68-65	272	-12	237,500
2021 Workday Championship	T2	67-67-69-70	273	-15	783,333
					1,268,333

FedEx St. Jude Invitational

2013 Bridgestone Invit'l	T44	74-74-72-66	286	+6	57,500
2015 Bridgestone Invit'l	T33	71-73-70-68	282	+2	67,500
2017 Bridgestone Invit'l	T74	76-78-77-68	299	+19	43,875
2019 FedEx St Jude Invit'l	T9	67-66-69-70	272	-8	205,000
2020 FedEx St Jude Invit'l	T25	70-70-68-67	275	-5	87,200
					461,075

HSBC Champions

2014 HSBC Champions	T34	71-69-72-71	283	-5	64,000
2015 HSBC Champions	T73	80-77-79-70	306	+18	40,500
2019 HSBC Champions	T11	68-72-71-73	284	-4	152,333
2020 HSBC Champions	T24	69-71-73-69	282	-6	85,000
					341,833
			TOTAL		\$2,400,378



VIKTOR HOVLAND

Norway



HEIGHT: 5-10
WEIGHT: 165
BIRTHDATE: September 18, 1997
BIRTHPLACE: Oslo, Norway
RESIDENCE: Stillwater, Oklahoma
TURNED PROFESSIONAL: 2019

PGA TOUR VICTORIES (2): 2020 Puerto Rico Open. 2021 Mayakoba Golf Classic.

WORLD GOLF CHAMPIONSHIPS CAREER SUMMARY

Tournament	Position	Total Score	Total Score	Par	Money
Workday Championship at The Concession					
2021 Workday Championship	T2	71-69-66-67	273	-15	783,333 783,333
FedEx St. Jude Invitational					
2020 FedEx St Jude Invit'l	T59	67-75-72-69	283	+3	35,250 35,250
TOTAL					\$818,583



MACKENZIE HUGHES

Canada



HEIGHT: 6-1
WEIGHT: 180
BIRTHDATE: November 23, 1990
BIRTHPLACE: Hamilton, Ontario, Canada
RESIDENCE: Charlotte, North Carolina
TURNED PROFESSIONAL: 2013

PGA TOUR VICTORIES (1): 2017 The RSM Classic.

KORN FERRY TOUR VICTORIES (1): 2016 Price Cutter Charity.

WORLD GOLF CHAMPIONSHIPS CAREER SUMMARY

Tournament	Position	Total Score	Total Score	Par	Money
Workday Championship at The Concession					
2017 Mexico Championship	T32	70-70-73-70	283	-1	70,500
2021 Workday Championship	T44	73-73-69-75	290	+2	48,500 119,000
FedEx St. Jude Invitational					
2017 Bridgestone Invit'l	T66	74-74-73-68	289	+9	45,750
2020 FedEx St Jude Invit'l	T44	68-71-70-69	278	-2	49,000 94,750
TOTAL					\$213,750



SUNGJAE IM

South Korea



HEIGHT: 6-0
WEIGHT: 200
BIRTHDATE: March 30, 1998
BIRTHPLACE: Cheongju, South Korea
RESIDENCE: Jeju, South Korea
TURNED PROFESSIONAL: 2015

PGA TOUR VICTORIES (1): 2020 The Honda Classic.

KORN FERRY TOUR VICTORIES (2): 2018 WinCo Foods Portland Open, The Bahamas Great Exuma.

INTERNATIONAL VICTORIES (1): 2019 Genesis Championship.

WORLD GOLF CHAMPIONSHIPS CAREER SUMMARY

Tournament	Position	Total Score	Total Score	Par	Money
Workday Championship at The Concession					
2020 Mexico Championship	T29	69-72-70-70	281	-3	73,500
2021 Workday Championship	T28	68-74-69-72	283	-5	82,500 156,000

FedEx St. Jude Invitational

2020 FedEx St Jude Invit'l	T35	67-68-69-73	277	-3	56,111 56,111
----------------------------	-----	-------------	-----	----	------------------

HSBC Champions

2020 HSBC Champions	T11	66-69-70-72	277	-11	155,000 155,000
---------------------	-----	-------------	-----	-----	--------------------

TOTAL \$367,111



DUSTIN JOHNSON

United States



HEIGHT: 6-4
WEIGHT: 190
BIRTHDATE: June 22, 1984
BIRTHPLACE: Columbia, South Carolina
RESIDENCE: Jupiter, Florida
TURNED PROFESSIONAL: 2007

PGA TOUR VICTORIES (24): 2008 Turning Stone Champ., 2009 AT&T Pebble Beach, 2010 BMW Championship, AT&T Pebble Beach, 2011 The Barclays, 2012 FedEx St. Jude Classic, 2013 Hyundai T of C, 2014 WGC-HSBC Champions, 2015 WGC-Cadillac Championship, 2016 U.S. Open, BMW Championship, WGC-Bridgestone Invit'l, 2017 THE NORTHERN TRUST, Genesis Open, WGC-Dell Tech Match Play, WGC-Mexico Championship, 2018 FedEx St. Jude Classic, Sentry T of C, RBC Canadian Open, 2019 WGC-Mexico Championship, 2020 THE NORTHERN TRUST, Travelers Championship, TOUR Championship, 2021 Masters Tournament.

INTERNATIONAL VICTORIES (3): 2019 Saudi International powered by SBIA [Eur], Saudi International powered by SBIA [Eur], 2021 Saudi International powered by SoftBank Investment Advisers.

OTHER VICTORIES (1): 2010 Shark Shootout [with Ian Poulter].

WORLD GOLF CHAMPIONSHIPS CAREER SUMMARY

Tournament	Position	Total Score	Total Score	Par	Money
Dell Technologies Match Play (15-14-0)					
2009 Accenture Match Play	T33				45,000
R1: lost to Steve Stricker, 2 and 1					
2010 Accenture Match Play	T33				45,000
R1: lost to Camilo Villegas, 4 and 3					
2011 Accenture Match Play	T33				45,000
R1: lost to Mark Wilson, 19 holes					
2012 Accenture Match Play	T9				140,000
R1: beat Jim Furyk, 20 holes					
R2: beat Francesco Molinari, 7 and 5					
R3: lost to Mark Wilson, 4 and 3					
2013 Accenture Match Play	T33				46,000
R1: lost to Alex Noren, 6 and 4					
2014 Accenture Match Play	T33				48,000
R1: lost to Peter Hanson, 4 and 3					
2015 Cadillac Match Play	T17				85,824
G1: beat Matt Jones, 3 and 1					
G2: lost to Charl Schwartzel, 20 holes					
G3: beat Victor Dubuisson, 2 and 1					
2016 Dell Match Play	T5				290,000
G1: lost to Robert Streb, 3 and 2					
G2: beat Kiradech Aphibarnrat, 5 and 4					
G3: beat Jimmy Walker, 2 and 1					
R4: beat Patrick Reed, 3 and 2					
QF: lost to Louis Oosthuizen, 2 and 1					
2017 Dell Tech Match Play	1				1,660,000
G1: beat Webb Simpson, 5 and 3					
G2: beat Martin Kaymer, 3 and 2					
G3: beat Jimmy Walker, 5 and 3					
R4: beat Zach Johnson, 5 and 4					
QF: beat Alex Noren, 3 and 2					
SF: beat Hideto Tanihara, 1 Up					
Championship: beat Jon Rahm, 1 Up					
2018 Dell Tech Match Play	T59				50,250
G1: lost to Bernd Wiesberger, 3 and 1					
G2: lost to Adam Hadwin, 4 and 3					
G3: lost to Kevin Kisner, 4 and 3					
2019 Dell Tech Match Play	T40				62,500
G1: beat Chez Reavie, 4 and 3					
G2: lost to Branden Grace, 1 Up					
G3: lost to Hideki Matsuyama, 3 and 2					
					2,517,574

Workday Championship at The Concession

2009 CA Championship	T35	70-66-71-76	283	-5	64,000
2010 CA Championship	T56	69-72-76-73	290	+2	45,500
2011 Cadillac Championship	2	69-69-65-71	274	-14	850,000
2012 Cadillac Championship	T35	75-68-73-68	284	-4	60,500
2013 Cadillac Championship	T12	68-69-70-72	279	-9	113,750
2014 Cadillac Championship	T4	69-74-73-72	288	E	395,000
2015 Cadillac Championship	1	68-73-69-69	279	-9	1,570,000
2016 Cadillac Championship	T14	72-64-71-79	286	-2	120,000
2017 Mexico Championship	1	70-66-66-68	270	-14	1,660,000
2018 Mexico Championship	T7	69-66-68-69	272	-12	239,750
2019 Mexico Championship	1	64-67-66-66	263	-21	1,745,000
2020 Mexico Championship	T48	76-71-67-70	284	E	45,500
2021 Workday Championship	T54	77-69-69-78	293	+5	38,300
					6,947,300

FedEx St. Jude Invitational

2009 Bridgestone Invit'l	T22	70-71-70-69	280	E	74,429
2010 Bridgestone Invit'l	15	72-65-68-71	276	-4	96,000
2011 Bridgestone Invit'l	T48	73-69-70-71	283	+3	49,300
2012 Bridgestone Invit'l	T19	69-68-73-68	278	-2	82,000
2013 Bridgestone Invit'l	T33	72-69-75-67	283	+3	68,000
2015 Bridgestone Invit'l	T53	69-67-75-76	287	+7	48,167
2016 Bridgestone Invit'l	1	69-73-66-66	274	-6	1,620,000
2017 Bridgestone Invit'l	T17	68-75-68-66	277	-3	95,500
2018 Bridgestone Invit'l	T3	69-71-66-64	270	-10	510,000
2019 FedEx St. Jude Invit'l	T20	69-69-69-68	275	-5	113,500
2020 FedEx St. Jude Invit'l	T12	69-68-68-67	272	-8	166,667
					2,923,562

HSBC Champions

2012 HSBC Champions	T39	67-68-84-66	285	-3	47,000
2014 HSBC Champions	1	69-63-66-66	264	-24	1,400,000
2016 HSBC Champions	T5	65-71-65-71	272	-16	276,500
2017 HSBC Champions	T35	74-74-70-69	287	-1	67,000
2018 HSBC Champions	T2	68-63-68-77	276	-12	679,667
2019 HSBC Champions	T30	74-73-73-71	291	+3	74,500
					2,544,667

TOTAL \$14,933,102



SI WOO KIM

South Korea



HEIGHT: 5-11
WEIGHT: 182
BIRTHDATE: June 28, 1995
BIRTHPLACE: Seoul, South Korea
RESIDENCE: Dallas, Texas
TURNED PROFESSIONAL: 2012

PGA TOUR VICTORIES (3): 2016 Wyndham Championship. 2017 THE PLAYERS Championship. 2021 The American Express.

KORN FERRY TOUR VICTORIES (1): 2015 Stonebrae Classic.

WORLD GOLF CHAMPIONSHIPS CAREER SUMMARY

Tournament	Position	Total Score	Total Score	Par	Money
Dell Technologies Match Play (3-5-2)					
2017 Dell Tech Match Play	T30				74,000
G1: lost to Phil Mickelson, 5 and 3					
G2: tied J.B. Holmes, Tied					
G3: beat Daniel Berger, 1 Up					
2018 Dell Tech Match Play	T9				163,000
G1: tied Pat Perez, Tied					
G2: beat Gary Woodland, 5 and 3					
G3: beat Webb Simpson, 2 Up					
R4: lost to Justin Thomas, 6 and 5					
2019 Dell Tech Match Play	T61				50,750
G1: lost to Jon Rahm, 7 and 5					
G2: lost to Matt Kuchar, 6 and 4					
G3: lost to J.B. Holmes, 6 and 4					
					287,750

Workday Championship at The Concession

2017 Mexico Championship	T72	71-75-77-76	299	+15	44,250
					44,250

FedEx St. Jude Invitational

2017 Bridgestone Invit'l	T50	73-69-71-73	286	+6	51,250
2018 Bridgestone Invit'l	T10	64-68-72-69	273	-7	160,875
					212,125

HSBC Champions

2017 HSBC Champions	T63	74-81-72-69	296	+8	45,250
2018 HSBC Champions	T69	71-71-79-76	297	+9	45,125
					90,375
				TOTAL	\$634,500



KEVIN KISNER

United States



HEIGHT: 5-10
WEIGHT: 165
BIRTHDATE: February 15, 1984
BIRTHPLACE: Aiken, South Carolina
RESIDENCE: Aiken, South Carolina
TURNED PROFESSIONAL: 2006

PGA TOUR VICTORIES (3): 2016 The RSM Classic. 2017 DEAN & DELUCA Inv'tl. 2019 WGC-Dell Tech Match Play.

KORN FERRY TOUR VICTORIES (2): 2010 Mylan Classic. 2013 Chile Classic.

WORLD GOLF CHAMPIONSHIPS CAREER SUMMARY

Tournament	Position	Total Score	Total Score	Par	Money
Dell Technologies Match Play (14-5-1)					
2016 Dell Match Play	T38				63,000
G1: beat Søren Kjeldsen, 2 and 1					
G2: lost to Rafa Cabrera Bello, 4 and 3					
G3: lost to Hideki Matsuyama, 3 and 2					
2017 Dell Tech Match Play	T17				93,308
G1: lost to Brooks Koepka, 6 and 5					
G2: beat Patrick Reed, 1 Up					
G3: beat Jason Dufner, 2 and 1					
2018 Dell Tech Match Play	2				1,072,000
G1: tied Adam Hadwin, Tied					
G2: beat Bernd Wiesberger, 5 and 4					
G3: beat Dustin Johnson, 4 and 3					
R4: beat Matt Kuchar, 1 Up					
QF: beat Ian Poulter, 8 and 6					
SF: beat Alex Noren, 19 holes					
Championship: lost to Bubba Watson, 7 and 6					
2019 Dell Tech Match Play	1				1,745,000
G1: lost to Ian Poulter, 1 Up					
G2: beat Tony Finau, 2 Up					
G3: beat Keith Mitchell, 2 and 1					
R4: beat Haotong Li, 6 and 5					
QF: beat Louis Oosthuizen, 2 and 1					
SF: beat Francesco Molinari, 1 Up					
Championship: beat Matt Kuchar, 3 and 2					
					2,973,308

Workday Championship at The Concession

2016 Cadillac Championship	T23	75-69-72-72	288	E	91,000
2017 Mexico Championship	11	72-68-68-68	276	-8	154,000
2018 Mexico Championship	29	70-71-66-74	281	-3	88,000
2019 Mexico Championship	T27	73-67-70-71	281	-3	85,000
2020 Mexico Championship	T18	73-69-67-69	278	-6	125,500
2021 Workday Championship	T41	67-69-80-72	288	E	52,500
					596,000

FedEx St. Jude Invitational

2015 Bridgestone Invit'l	T37	73-69-73-68	283	+3	63,000
2016 Bridgestone Invit'l	T16	69-70-72-71	282	+2	105,200
2017 Bridgestone Invit'l	T28	67-73-73-66	279	-1	73,563
2018 Bridgestone Invit'l	T39	74-68-68-71	281	+1	66,250
2019 FedEx St. Jude Invit'l	T27	77-67-66-67	277	-3	86,250
2020 FedEx St. Jude Invit'l	T25	70-68-72-65	275	-5	87,200
					481,463

HSBC Champions

2016 HSBC Champions	2	64-66-70-70	270	-18	850,000
2017 HSBC Champions	T70	72-80-69-78	299	+11	43,625
2020 HSBC Champions	T28	72-67-67-77	283	-5	76,667
					970,292
				TOTAL	\$5,021,062



JASON KOKRAK

United States



HEIGHT: 6-4
WEIGHT: 225
BIRTHDATE: May 22, 1985
BIRTHPLACE: North Bay, Ontario, Canada
RESIDENCE: Cleveland, Ohio
TURNED PROFESSIONAL: 2008

PGA TOUR VICTORIES (1): 2021 THE CJ CUP @ SHADOW CREEK.

KORN FERRY TOUR VICTORIES (2): 2011 Miccosukee Championship, Albertsons Boise Open.

WORLD GOLF CHAMPIONSHIPS CAREER SUMMARY

Tournament	Position	Total Score	Total Score	Par	Money
Workday Championship at The Concession					
2020 Mexico Championship	T51	73-70-73-70	286	+2	42,500
2021 Workday Championship	T9	70-69-69-69	277	-11	237,500
					280,000
FedEx St. Jude Invitational					
2020 FedEx St Jude Invit'l	T44	69-68-71-70	278	-2	49,000
					49,000
HSBC Champions					
2017 HSBC Champions	T16	70-73-67-71	281	-7	103,667
2020 HSBC Champions	T8	69-70-66-71	276	-12	200,333
					304,000
			TOTAL		\$633,000



MATT KUCHAR

United States



HEIGHT: 6-4
WEIGHT: 195
BIRTHDATE: June 21, 1978
BIRTHPLACE: Winter Park, Florida
RESIDENCE: St. Simons Island, Georgia
TURNED PROFESSIONAL: 2000

PGA TOUR VICTORIES (9): **2002** The Honda Classic. **2009** Turning Stone Champ.. **2010** The Barclays. **2012** THE PLAYERS Championship. **2013** the Memorial Tournament, WGC-Accenture Match Play. **2014** RBC Heritage. **2019** Sony Open in Hawaii, Mayakoba Golf Classic.

KORN FERRY TOUR VICTORIES (1): **2006** Henrico County Open.

INTERNATIONAL VICTORIES (3): **2011** OMEGA Mission Hills World Cup [with Gary Woodland]. **2015** Fiji International [OneAsia]. **2020** SMBC Singapore Open.

OTHER VICTORIES (4): **2011** CVS Caremark Charity Classic [with Zach Johnson]. **2013** Franklin Templeton Shootout [with Harris English]. **2016** Franklin Templeton Shootout [with Harris English]. **2020** QBE Shootout [with Harris English].

WORLD GOLF CHAMPIONSHIPS CAREER SUMMARY

Tournament	Position	Total Score	Total Score	Par	Money
Dell Technologies Match Play (28-10-4)					
2010 Accenture Match Play	T17				95,000
R1: beat Anthony Kim, 3 and 2					
R2: lost to Jeev Milkha Singh, 1 Up					
2011 Accenture Match Play	3				600,000
R1: beat Anders Hansen, 22 holes					
R2: beat Bo Van Pelt, 3 and 2					
R3: beat Rickie Fowler, 2 and 1					
QF: beat Y.E. Yang, 2 and 1					
SF: lost to Luke Donald, 6 and 5					
Consolation: beat Bubba Watson, 2 and 1					
2012 Accenture Match Play	T5				270,000
R1: beat Jonathan Byrd, 1 Up					
R2: beat Bubba Watson, 3 and 2					
R3: beat Martin Kaymer, 4 and 3					
QF: lost to Hunter Mahan, 6 and 5					
2013 Accenture Match Play	1				1,500,000
R1: beat Hiroyuki Fujita, 3 and 2					
R2: beat Sergio Garcia, 2 and 1					
R3: beat Nicolas Colsaerts, 4 and 3					
QF: beat Robert Garrigus, 3 and 2					
SF: beat Jason Day, 4 and 3					
Championship: beat Hunter Mahan, 2 and 1					
2014 Accenture Match Play	T9				148,000
R1: beat Bernd Wiesberger, 3 and 2					
R2: beat Ryan Moore, 1 Up					
R3: lost to Jordan Spieth, 2 and 1					
2015 Cadillac Match Play	T34				63,500
G1: lost to Ben Martin, 1 Up					
G2: beat Stephen Gallacher, 3 and 2					
G3: lost to Hunter Mahan, 5 and 4					
2016 Dell Match Play	T9				152,000
G1: beat Anirban Lahiri, 6 and 5					
G2: tied Fabián Gómez, Tied					
G3: beat Justin Rose, 3 and 2					
R4: lost to Brooks Koepka, 1 Up					
2017 Dell Tech Match Play	T30				74,000
G1: tied Brendan Steele, Tied					
G2: lost to Zach Johnson, 1 Up					
G3: beat Tommy Fleetwood, 4 and 2					
2018 Dell Tech Match Play	T9				163,000
G1: tied Zach Johnson, Tied					
G2: beat Yuta Ikeda, 1 Up					
G3: beat Ross Fisher, 6 and 4					
R4: lost to Kevin Kisner, 1 Up					
2019 Dell Tech Match Play	2				1,095,000
G1: beat J.B. Holmes, 3 and 1					
G2: beat Si Woo Kim, 6 and 4					
G3: tied Jon Rahm, Tied					
R4: beat Tyrrell Hatton, 4 and 3					
QF: beat Sergio Garcia, 2 Up					
SF: beat Lucas Bjerregaard, 1 Up					
Championship: lost to Kevin Kisner, 3 and 2					
					4,160,500

Workday Championship at The Concession

2010 CA Championship	T3	71-71-67-68	277	-11	426,667
2011 Cadillac Championship	5	68-69-68-71	276	-12	350,000
2012 Cadillac Championship	T8	72-67-66-72	277	-11	165,000
2013 Cadillac Championship	T35	72-72-72-71	287	-1	68,500
2014 Cadillac Championship	T13	69-74-74-74	291	+3	110,000
2015 Cadillac Championship	T23	73-75-70-72	290	+2	83,000
2016 Cadillac Championship	T28	70-78-70-72	290	+2	79,429
2017 Mexico Championship	T20	68-71-67-73	279	-5	91,333
2018 Mexico Championship	T58	74-74-73-71	292	+8	55,500
2019 Mexico Championship	50	66-67-79-74	286	+2	62,000
2020 Mexico Championship	T22	75-67-67-70	279	-5	105,500
2021 Workday Championship	T44	73-72-69-76	290	+2	48,500
					1,645,429

FedEx St. Jude Invitational

2002 NEC Invitational	T38	71-68-71-75	285	+1	37,250
2010 Bridgestone Invit'l	T9	69-67-66-73	275	-5	125,833
2011 Bridgestone Invit'l	T19	71-69-65-71	276	-4	85,000
2012 Bridgestone Invit'l	T8	70-70-70-66	276	-4	128,750
2013 Bridgestone Invit'l	T27	72-71-69-70	282	+2	73,500
2014 Bridgestone Invit'l	T12	71-66-72-65	274	-6	115,000
2015 Bridgestone Invit'l	T25	72-68-72-68	280	E	74,667
2016 Bridgestone Invit'l	T3	69-72-70-66	277	-3	449,250
2017 Bridgestone Invit'l	T17	71-72-66-68	277	-3	95,500
2018 Bridgestone Invit'l	T14	68-70-67-69	274	-6	128,250
2019 FedEx St Jude Invit'l	T43	70-70-71-69	280	E	70,000
2020 FedEx St Jude Invit'l	T25	66-72-71-66	275	-5	87,200
					1,470,200

HSBC Champions

2017 HSBC Champions	T21	73-66-68-76	283	-5	88,000
2018 HSBC Champions	T31	67-70-72-78	287	-1	72,000
					232,000
					TOTAL \$7,508,129



MARC LEISHMAN

Australia

HEIGHT: 6-2
WEIGHT: 200
BIRTHDATE: October 24, 1983
BIRTHPLACE: Warrnambool, Victoria, Australia
RESIDENCE: Virginia Beach, Virginia
TURNED PROFESSIONAL: 2005

PGA TOUR VICTORIES (5): 2012 Travelers Championship, 2017 BMW Championship, Arnold Palmer Invit'l, 2019 CIMB Classic, 2020 Farmers Insurance Open.

KORN FERRY TOUR VICTORIES (1): 2008 WNB Golf Classic.

INTERNATIONAL VICTORIES (1): 2015 Nedbank Golf Challenge [Eur].

OTHER VICTORIES (4): 2006 Jisan Resort Open, Queensland Cairns Classic, Toyota Southern Classic, 2007 Toyota Southern Classic.

WORLD GOLF CHAMPIONSHIPS CAREER SUMMARY

Tournament	Position	Total Score	Total Score	Par	Money
Dell Technologies Match Play (8-9-2)					
2014 Accenture Match Play	T33				48,000
R1: lost to Sergio Garcia, 22 holes					
2015 Cadillac Match Play	T9				150,000
G1: beat Justin Rose, 3 and 2					
G2: beat Ryan Palmer, 4 and 3					
G3: beat Anirban Lahiri, 1 Up					
R4: lost to Gary Woodland, 2 and 1					
2016 Dell Match Play	T51				52,000
G1: tied Ryan Moore, Tied					
G2: lost to Lee Westwood, 1 Up					
G3: lost to Sergio Garcia, 5 and 4					
2017 Dell Tech Match Play	T9				158,000
G1: beat Lee Westwood, 3 and 2					
G2: lost to Pat Perez, 2 and 1					
G3: beat Jason Day,					
R4: lost to Phil Mickelson, 4 and 3					
2018 Dell Tech Match Play	T52				54,214
G1: lost to Julian Suri, 3 and 2					
G2: lost to Bubba Watson, 3 and 2					
G3: tied Branden Grace, Tied					
2019 Dell Tech Match Play	T9				167,000
G1: beat Kiradech Aphibarnrat, 2 Up					
G2: beat Russell Knox, 2 Up					
G3: beat Bryson DeChambeau, 5 and 4					
R4: lost to Louis Oosthuizen, 2 and 1					
629,214					
Workday Championship at The Concession					
2010 CA Championship	T63	78-73-71-72	294	+6	41,250
2016 Cadillac Championship	T28	73-73-69-75	290	+2	79,429
2018 Mexico Championship	T37	69-68-69-77	283	-1	73,000
2019 Mexico Championship	T62	77-75-69-72	293	+9	50,500
2020 Mexico Championship	T42	74-70-68-71	283	-1	49,500
2021 Workday Championship	T39	72-70-74-71	287	-1	55,000
348,679					

FedEx St. Jude Invitational

2012 Bridgestone Invit'l	T45	70-72-70-73	285	+5	53,000
2014 Bridgestone Invit'l	3	64-69-68-67	268	-12	522,000
2015 Bridgestone Invit'l	T33	72-70-70-70	282	+2	67,500
2016 Bridgestone Invit'l	55	76-72-75-77	300	+20	55,000
2017 Bridgestone Invit'l	T41	73-71-70-69	283	+3	63,000
2018 Bridgestone Invit'l	T14	65-69-67-73	274	-6	128,250
2019 FedEx St. Jude Invit'l	3	69-69-63-67	268	-12	602,000
2020 FedEx St. Jude Invit'l	T52	70-69-69-73	281	+1	40,000
1,530,750					

HSBC Champions

2012 HSBC Champions	T18	73-68-65-70	276	-12	75,000
2015 HSBC Champions	9	72-71-69-69	281	-7	158,000
2016 HSBC Champions	T11	69-72-65-68	274	-14	106,167
2018 HSBC Champions	T38	71-79-68-71	289	+1	64,500
403,667					
TOTAL \$2,912,310					



ADAM LONG

United States

HEIGHT: 5-10
WEIGHT: 161
BIRTHDATE: September 25, 1987
BIRTHPLACE: New Orleans, Louisiana (raised in St. Louis)
RESIDENCE: Jupiter, Florida
TURNED PROFESSIONAL: 2010

PGA TOUR VICTORIES (1): 2019 Desert Classic.

WORLD GOLF CHAMPIONSHIPS CAREER SUMMARY

Tournament	Position	Total Score	Total Score	Par	Money
FedEx St. Jude Invitational					
2019 FedEx St. Jude Invit'l	T24	71-70-67-68	276	-4	103,000
103,000					
TOTAL \$103,000					



SHANE LOWRY

Ireland



HEIGHT: 6-1
WEIGHT: 216
BIRTHDATE: April 02, 1987
BIRTHPLACE: Clara, County Offaly, Ireland
RESIDENCE: Dublin, Ireland
TURNED PROFESSIONAL: 2009

PGA TOUR VICTORIES (2): 2015 WGC-Bridgestone Invit'l. 2019 The Open Championship.

INTERNATIONAL VICTORIES (4): 2009 The 3 Irish Open [Eur]. 2012 Portugal Masters [Eur]. 2019 Abu Dhabi HSBC Championship presented by EGA [Eur], Abu Dhabi HSBC Championship presented by EGA [Eur].

WORLD GOLF CHAMPIONSHIPS CAREER SUMMARY

Tournament	Position	Total Score	Total Score	Par	Money
Dell Technologies Match Play (4-8-3)					
2013 Accenture Match Play	T9				144,000
R1: beat Rory McIlroy, 1 Up					
R2: beat Carl Pettersson, 6 and 5					
R3: lost to Graeme McDowell, 3 and 2					
2015 Cadillac Match Play	T34				63,500
G1: beat Graeme McDowell, 1 Up					
G2: lost to Rickie Fowler, 1 Up					
G3: lost to Harris English, 1 Up					
2016 Dell Match Play	T51				52,000
G1: lost to Martin Kaymer, 1 Up					
G2: tied Marcus Fraser, Tied					
G3: lost to Zach Johnson, 4 and 3					
2017 Dell Tech Match Play	T51				54,071
G1: tied Sergio Garcia, Tied					
G2: lost to Jon Rahm, 2 and 1					
G3: lost to Kevin Chappell, 1 Up					
2019 Dell Tech Match Play	T24				81,313
G1: lost to Sergio Garcia, 4 and 2					
G2: tied Patrick Reed, Tied					
G3: beat Andrew Putnam, 3 and 2					
					394,884
Workday Championship at The Concession					
2015 Cadillac Championship	T17	71-74-70-74	289	+1	97,500
2016 Cadillac Championship	T35	71-73-75-73	292	+4	72,500
2019 Mexico Championship	T62	70-76-72-75	293	+9	50,500
2020 Mexico Championship	T29	72-69-71-69	281	-3	73,500
2021 Workday Championship	T48	72-70-76-73	291	+3	44,500
					338,500

FedEx St. Jude Invitational

2009 Bridgestone Invit'l	77	78-78-72-72	300	+20	36,000
2013 Bridgestone Invit'l	T48	72-76-70-69	287	+7	53,000
2015 Bridgestone Invit'l	1	70-66-67-66	269	-11	1,570,000
2016 Bridgestone Invit'l	T36	76-72-70-68	286	+6	73,500
2020 FedEx St Jude Invit'l	T6	68-69-67-67	271	-9	268,333
					2,000,833

HSBC Champions

2012 HSBC Champions	32	66-68-72-75	281	-7	55,000
2015 HSBC Champions	34	78-69-74-68	289	+1	65,000
2016 HSBC Champions	T68	74-75-72-71	292	+4	42,375
2017 HSBC Champions	T23	74-68-65-77	284	-4	80,167
2020 HSBC Champions	T43	72-72-72-71	287	-1	63,000
					363,542
					TOTAL \$3,097,759



ROBERT MACINTYRE

Scotland



HEIGHT:
WEIGHT:
BIRTHDATE: August 03, 1996
BIRTHPLACE:
RESIDENCE:
TURNED PROFESSIONAL:

BEST PGA TOUR CAREER FINISH: 6-2019 The Open Championship.

INTERNATIONAL VICTORIES (1): 2020 Aphrodite Hills Cyprus Showdown.

WORLD GOLF CHAMPIONSHIPS CAREER SUMMARY

Tournament	Position	Total Score	Total Score	Par	Money
Workday Championship at The Concession					
2020 Mexico Championship	T42	76-68-70-69	283	-1	49,500
2021 Workday Championship	T61	74-72-78-72	296	+8	35,000
					84,500
FedEx St. Jude Invitational					
2020 FedEx St Jude Invit'l	T59	71-73-69-70	283	+3	35,250
					35,250
HSBC Champions					
2020 HSBC Champions	T17	70-69-73-67	279	-9	111,000
					111,000
					TOTAL \$230,750



HIDEKI MATSUYAMA

Japan



HEIGHT: 5-11
WEIGHT: 198
BIRTHDATE: February 25, 1992
BIRTHPLACE: Ehime, Japan
RESIDENCE: Sendai, Japan
TURNED PROFESSIONAL: 2013

PGA TOUR VICTORIES (5): 2014 the Memorial Tournament. 2016 Waste Management Phoenix. 2017 Waste Management Phoenix, WGC-Bridgestone Invit'l, WGC-HSBC Champions.

INTERNATIONAL VICTORIES (8): 2011 Mitsui Sumitomo Visa Taiheiyō [Jpn]. 2013 Tsuruya Open [Jpn], Diamond Cup Golf [Jpn], Fujisankei Classic [Jpn], Casio World Open [Jpn]. 2014 Dunlop Phoenix [Jpn]. 2016 Japan Open Golf Championship [Jpn], Taiheiyō Masters [Jpn].

OTHER VICTORIES (1): 2016 Hero World Challenge.

WORLD GOLF CHAMPIONSHIPS CAREER SUMMARY

Tournament	Position	Total Score	Total Score	Par	Money
Dell Technologies Match Play (8-8-2)					
2014 Accenture Match Play	T17				99,000
R1: beat Martin Kaymer, 2 and 1					
R2: lost to Graeme McDowell, 1 Up					
2015 Cadillac Match Play	T9				150,000
G1: beat Alexander Levy, 5 and 4					
G2: beat Joost Luiten, 2 Up					
G3: beat Kevin Na, 5 and 4					
R4: lost to Rory McIlroy, 6 and 5					
2016 Dell Match Play	T18				90,900
G1: lost to Rafa Cabrera Bello, 1 Up					
G2: beat Søren Kjeldsen, 4 and 2					
G3: beat Kevin Kisner, 3 and 2					
2017 Dell Tech Match Play	T51				54,071
G1: tied Jim Furyk, Tied					
G2: lost to Ross Fisher, 2 and 1					
G3: lost to Louis Oosthuizen, 6 and 4					
2018 Dell Tech Match Play	T36				65,500
G1: beat Yusaku Miyazato, 2 and 1					
G2: lost to Cameron Smith, 1 Up					
G3: lost to Patrick Cantlay, 4 and 3					
2019 Dell Tech Match Play	T24				81,313
G1: lost to Branden Grace, 4 and 3					
G2: tied Chez Reavie, Tied					
G3: beat Dustin Johnson, 3 and 2					
					540,784
Workday Championship at The Concession					
2014 Cadillac Championship	T34	72-77-71-74	294	+6	68,500
2015 Cadillac Championship	T23	76-72-72-70	290	+2	83,000
2016 Cadillac Championship	T35	70-81-68-73	292	+4	72,500
2017 Mexico Championship	T25	72-72-66-71	281	-3	81,000
2019 Mexico Championship	T19	72-70-67-70	279	-5	103,750
2020 Mexico Championship	T6	69-64-71-67	271	-13	320,667
2021 Workday Championship	T15	72-66-68-74	280	-8	147,333
					876,750

FedEx St. Jude Invitational

2013 Bridgestone Invit'l	T21	72-68-70-71	281	+1	81,167
2014 Bridgestone Invit'l	T12	70-71-65-68	274	-6	115,000
2015 Bridgestone Invit'l	T37	69-75-73-66	283	+3	63,000
2016 Bridgestone Invit'l	T42	70-79-73-67	289	+9	66,500
2017 Bridgestone Invit'l	1	69-67-67-61	264	-16	1,660,000
2018 Bridgestone Invit'l	T39	67-72-70-72	281	+1	66,250
2019 FedEx St. Jude Invit'l	T43	65-71-72-72	280	E	70,000
2020 FedEx St. Jude Invit'l	T20	68-71-67-68	274	-6	106,200
					2,228,117

HSBC Champions

2014 HSBC Champions	W/D	71	71	-1	0
2015 HSBC Champions	T41	74-69-73-75	291	+3	56,000
2016 HSBC Champions	W/D	71-73	144	E	0
2017 HSBC Champions	1	66-65-68-66	265	-23	1,620,000
2018 HSBC Champions	T50	74-74-72-72	292	+4	51,875
2019 HSBC Champions	T30	72-70-77-72	291	+3	74,500
2020 HSBC Champions	T11	75-67-68-67	277	-11	155,000
					1,957,375
					TOTAL \$5,603,026



RORY MCILROY

Northern Ireland



HEIGHT: 5-10
WEIGHT: 160
BIRTHDATE: May 04, 1989
BIRTHPLACE: Holywood, Northern Ireland
RESIDENCE: Holywood, Northern Ireland
TURNED PROFESSIONAL: 2007

PGA TOUR VICTORIES (18): 2010 Quail Hollow Championship. 2011 U.S. Open. 2012 BMW Championship, The Honda Classic, PGA Championship, Deutsche Bank Champ. 2014 PGA Championship, The Open Championship, WGC-Bridgestone Invit'l. 2015 WGC-Cadillac Match Play, Wells Fargo Championship. 2016 TOUR Championship, Deutsche Bank Champ. 2018 Arnold Palmer Inv'tl. 2019 THE PLAYERS Championship, RBC Canadian Open, TOUR Championship. 2020 WGC-HSBC Champions.

INTERNATIONAL VICTORIES (8): 2009 Dubai Desert Classic [Eur]. 2011 UBS Hong Kong Open [Eur]. 2012 DP World Tour Championship [Eur]. 2013 Emirates Australian Open [Aus]. 2014 BMW PGA Championship [Eur]. 2015 Omega Dubai Desert Classic [Eur], DP World Tour Championship [Eur]. 2016 Dubai Duty Free Irish Open Hosted by the Rory Foundation [Eur].

OTHER VICTORIES (1): 2011 Shanghai Masters.

WORLD GOLF CHAMPIONSHIPS CAREER SUMMARY

Tournament	Position	Total Score	Total Score	Par	Money
Dell Technologies Match Play (27-12-2)					
2009 Accenture Match Play	T5				270,000
R1: beat Louis Oosthuizen, 2 and 1					
R2: beat Hunter Mahan, 1 Up					
R3: beat Tim Clark, 4 and 3					
QF: lost to Geoff Ogilvy, 2 and 1					
2010 Accenture Match Play	T17				95,000
R1: beat Kevin Na, 1 Up					
R2: lost to Oliver Wilson, 20 holes					
2011 Accenture Match Play	T17				95,000
R1: beat Jonathan Byrd, 4 and 2					
R2: lost to Ben Crane, 8 and 7					
2012 Accenture Match Play	2				850,000
R1: beat George Coetzee, 2 Up					
R2: beat Anders Hansen, 3 and 2					
R3: beat Miguel Angel Jiménez, 3 and 1					
QF: beat Sangmoon Bae, 3 and 2					
SF: beat Lee Westwood, 3 and 1					
Championship: lost to Hunter Mahan, 2 and 1					
2013 Accenture Match Play	T33				46,000
R1: lost to Shane Lowry, 1 Up					
2014 Accenture Match Play	T17				99,000
R1: beat Boo Weekley, 3 and 2					
R2: lost to Harris English, 19 holes					
2015 Cadillac Match Play	1				1,570,000
G1: beat Jason Dufner, 5 and 4					
G2: beat Brandt Snedeker, 2 Up					
G3: beat Billy Horschel, 20 holes					
R4: beat Hideki Matsuyama, 6 and 5					
QF: beat Paul Casey, 22 holes					
SF: beat Jim Furyk, 1 Up					
Championship: beat Gary Woodland, 4 and 2					
2016 Dell Match Play	4				530,000
G1: beat Thorbjørn Olesen, 1 Up					
G2: beat Smylie Kaufman, 3 and 1					
G3: tied Kevin Na, Tied					
R4: beat Zach Johnson, 1 Up					
QF: beat Chris Kirk, 4 and 3					
SF: lost to Jason Day, 1 Up					
Consolation: lost to Rafa Cabrera Bello, 3 and 2					
2017 Dell Tech Match Play	T30				74,000
G1: lost to Søren Kjeldsen, 2 and 1					
G2: beat Gary Woodland,					
G3: tied Emiliano Grillo, Tied					
2018 Dell Tech Match Play	T36				65,500
G1: lost to Peter Uihlein, 2 and 1					
G2: beat Jhonattan Vegas, 2 and 1					
G3: lost to Brian Harman, 5 and 3					
2019 Dell Tech Match Play	T9				167,000
G1: beat Luke List, 5 and 4					
G2: beat Justin Harding, 3 and 2					
G3: beat Matt Fitzpatrick, 4 and 2					
R4: lost to Tiger Woods, 2 and 1					
					3,861,500

Workday Championship at The Concession

2009 CA Championship	T20	68-66-72-73	279	-9	80,143
2010 CA Championship	T65	76-73-73-73	295	+7	40,625
2011 Cadillac Championship	T10	68-69-69-74	280	-8	129,000
2012 Cadillac Championship	3	73-69-65-67	274	-14	516,000
2013 Cadillac Championship	T8	73-69-71-65	278	-10	163,750
2014 Cadillac Championship	T25	70-74-75-74	293	+5	76,000
2015 Cadillac Championship	T9	73-70-72-72	287	-1	163,333
2016 Cadillac Championship	T3	71-65-68-74	278	-10	483,000
2017 Mexico Championship	T7	68-65-70-71	274	-10	211,667
2019 Mexico Championship	2	63-70-68-67	268	-16	1,095,000
2020 Mexico Championship	5	65-69-68-68	270	-14	430,000
2021 Workday Championship	T6	69-70-66-71	276	-12	320,667
					3,709,185

FedEx St. Jude Invitational

2009 Bridgestone Invit'l	T68	75-70-71-74	290	+10	39,250
2010 Bridgestone Invit'l	T9	68-69-69-69	275	-5	125,833
2011 Bridgestone Invit'l	T6	68-68-67-67	270	-10	215,000
2012 Bridgestone Invit'l	T5	70-67-67-68	272	-8	276,500
2013 Bridgestone Invit'l	T27	70-71-69-72	282	+2	73,500
2014 Bridgestone Invit'l	1	69-64-66-66	265	-15	1,530,000
2017 Bridgestone Invit'l	T5	67-69-68-69	273	-7	268,500
2018 Bridgestone Invit'l	T6	65-67-67-73	272	-8	241,375
2019 FedEx St Jude Invit'l	T4	69-67-62-71	269	-11	384,333
2020 FedEx St Jude Invit'l	T47	73-66-73-67	279	-1	46,500
					3,200,792

HSBC Champions

2010 HSBC Champions	5	71-71-71-67	280	-8	250,000
2011 HSBC Champions	T4	70-69-65-69	273	-15	258,333
2014 HSBC Champions	T6	65-72-67-69	273	-15	231,500
2016 HSBC Champions	T11	68-72-68-66	274	-14	106,167
2017 HSBC Champions	T4	71-66-70-66	273	-15	372,000
2019 HSBC Champions	T54	72-77-75-74	298	+10	50,313
2020 HSBC Champions	1	67-67-67-68	269	-19	1,745,000
					3,328,313
					TOTAL \$14,099,789



COLLIN MORIKAWA

United States



HEIGHT: 5-9
WEIGHT: 160
BIRTHDATE: February 06, 1997
BIRTHPLACE: Los Angeles, California
RESIDENCE: Las Vegas, Nevada
TURNED PROFESSIONAL: 2019

PGA TOUR VICTORIES (4): 2019 Barracuda Championship. 2020 PGA Championship, Workday Charity Open. 2021 WGC-Workday Championship.

WORLD GOLF CHAMPIONSHIPS CAREER SUMMARY

Tournament	Position	Total Score	Total Score	Par	Money
Workday Championship at The Concession					
2020 Mexico Championship	T42	72-70-72-69	283	-1	49,500
2021 Workday Championship	1	70-64-67-69	270	-18	1,820,000
					1,869,500
FedEx St. Jude Invitational					
2020 FedEx St Jude Invit'l	T20	70-71-67-66	274	-6	106,200
					106,200
			TOTAL		\$1,975,700



SEBASTIÁN MUÑOZ

Colombia



HEIGHT: 6-0
WEIGHT: 185
BIRTHDATE: January 04, 1993
BIRTHPLACE: Bogota, Colombia
RESIDENCE: Bogota, Colombia
TURNED PROFESSIONAL: 2015

PGA TOUR VICTORIES (1): 2020 Sanderson Farms Champ..

KORN FERRY TOUR VICTORIES (1): 2016 Colombia Championship.

INTERNATIONAL VICTORIES (2): 2015 Abierto CC de Medellin [Colombia/DevSeries], Abierto de Bucaramanga [Colombia/DevSeries].

WORLD GOLF CHAMPIONSHIPS CAREER SUMMARY

Tournament	Position	Total Score	Total Score	Par	Money
Workday Championship at The Concession					
2020 Mexico Championship	T14	71-66-72-67	276	-8	160,000
2021 Workday Championship	T22	69-72-70-71	282	-6	100,833
					260,833
			TOTAL		\$260,833



KEVIN NA

United States



HEIGHT: 5-11
WEIGHT: 167
BIRTHDATE: September 15, 1983
BIRTHPLACE: Seoul, South Korea
RESIDENCE: Las Vegas, Nevada
TURNED PROFESSIONAL: 2001

PGA TOUR VICTORIES (5): 2011 Justin Timberlake. 2018 The Greenbrier. 2019 Charles Schwab Challenge. 2020 Shriners Hospitals. 2021 Sony Open in Hawaii.

KORN FERRY TOUR VICTORIES (1): 2006 Mark Christopher Charity.

INTERNATIONAL VICTORIES (1): 2002 Volvo Masters of Asia [Asia].

OTHER VICTORIES (1): 2002 Long Beach Open.

WORLD GOLF CHAMPIONSHIPS CAREER SUMMARY

Tournament	Position	Total Score	Total Score	Par	Money
Dell Technologies Match Play (8-10-2)					
2010 Accenture Match Play	T33				45,000
R1: lost to Rory McIlroy, 1 Up					
2012 Accenture Match Play	T33				45,000
R1: lost to Steve Stricker, 2 and 1					
2015 Cadillac Match Play	T34				63,500
G1: lost to Joost Luiten, 19 holes					
G2: beat Alexander Levy, 3 and 1					
G3: lost to Hideki Matsuyama, 5 and 4					
2016 Dell Match Play	17				112,000
G1: beat Smylie Kaufman, 2 and 1					
G2: beat Thorbjørn Olesen, 3 and 2					
G3: tied Rory McIlroy, Tied					
2017 Dell Tech Match Play	T9				158,000
G1: beat Matt Fitzpatrick, 5 and 4					
G2: beat Justin Thomas, 4 and 2					
G3: lost to Chris Wood, 2 and 1					
R4: lost to Bill Haas, 1 Up					
2018 Dell Tech Match Play	T52				54,214
G1: lost to Alex Noren, 4 and 2					
G2: lost to Tony Finau, 3 and 2					
G3: tied Thomas Pieters, Tied					
2019 Dell Tech Match Play	T5				315,000
G1: beat Bubba Watson, 1 Up					
G2: lost to Jordan Spieth, 3 and 2					
G3: beat Billy Horschel, 3 and 1					
R4: beat Justin Rose, 2 Up					
QF: lost to Francesco Molinari, 6 and 5					
					792,714

Workday Championship at The Concession

2010 CA Championship	T50	78-70-70-70	288	E	50,500
2011 Cadillac Championship	T35	74-75-69-69	287	-1	65,500
2015 Cadillac Championship	T9	74-71-71-71	287	-1	163,333
2016 Cadillac Championship	T35	72-72-75-73	292	+4	72,500
2017 Mexico Championship	T52	75-70-70-72	287	+3	52,000
2019 Mexico Championship	T36	72-75-66-70	283	-1	75,000
2020 Mexico Championship	T9	71-68-65-68	272	-12	237,500
2021 Workday Championship	T11	73-69-69-67	278	-10	189,667
					906,000

FedEx St. Jude Invitational

2003 NEC Invitational	T71	71-80-69-73	293	+13	23,375
2012 Bridgestone Invit'l	T63	72-76-72-69	289	+9	43,500
2014 Bridgestone Invit'l	T23	71-73-66-67	277	-3	82,000
2015 Bridgestone Invit'l	T15	69-70-71-68	278	-2	109,000
2016 Bridgestone Invit'l	T27	71-69-71-73	284	+4	80,667
2018 Bridgestone Invit'l	T31	65-72-70-73	280	E	74,750
2019 FedEx St Jude Invit'l	T43	70-66-70-74	280	E	70,000
2020 FedEx St Jude Invit'l	T35	72-64-74-67	277	-3	56,111
					539,403

HSBC Champions

2015 HSBC Champions	T20	71-68-79-67	285	-3	81,000
2016 HSBC Champions	57	72-72-72-71	287	-1	46,500
2017 HSBC Champions	T54	75-71-73-74	293	+5	49,250
2019 HSBC Champions	T54	75-74-77-72	298	+10	50,313
					227,063

TOTAL \$2,465,180



JOAQUIN NIEMANN

Chile



HEIGHT: 6-
WEIGHT: 154
BIRTHDATE: November 07, 1998
BIRTHPLACE: Santiago, Chile
RESIDENCE: Santiago, Chile
TURNED PROFESSIONAL: 2018

PGA TOUR VICTORIES (1): 2020 The Greenbrier.

WORLD GOLF CHAMPIONSHIPS CAREER SUMMARY

Tournament	Position	Total Score	Total Score	Par	Money
Workday Championship at The Concession					
2021 Workday Championship	T28	69-72-73-69	283	-5	82,500
					82,500
FedEx St. Jude Invitational					
2020 FedEx St Jude Invit'l	T52	73-73-68-67	281	+1	40,000
					40,000
					TOTAL \$122,500



LOUIS OOSTHUIZEN

South Africa



HEIGHT: 5-10
WEIGHT: 180
BIRTHDATE: October 19, 1982
BIRTHPLACE: Mossel Bay, South Africa
RESIDENCE: Pinnacle Point, South Africa
TURNED PROFESSIONAL: 2002

PGA TOUR VICTORIES (1): 2010 The Open Championship.

INTERNATIONAL VICTORIES (14): 2004 Vodacom Origins of Golf-Arabella [SAF]. 2007 Platinum Classic [SAF], Dimension Data Pro-Am [SAF], Telekom PGA Championship [SAF]. 2008 Telekom PGA Championship [SAF]. 2010 Open de Golf de Andalucia [Eur]. 2011 Africa Open [Eur]. 2012 Africa Open [Eur], Maybank Malaysian Open [Eur]. 2013 Volvo Golf Champions [Eur]. 2014 Volvo Golf Champions [Eur]. 2016 ISPS HANDBA Perth International [Eur]. 2018 South African Open Hosted by the City of Johannesburg [Eur], South African Open Hosted by the City of Johannesburg [Eur].

WORLD GOLF CHAMPIONSHIPS CAREER SUMMARY

Tournament	Position	Total Score	Total Score	Par	Money
Dell Technologies Match Play (22-12-0)					
2009 Accenture Match Play	T33				45,000
R1: lost to Rory McIlroy, 2 and 1					
2011 Accenture Match Play	T33				45,000
R1: lost to Bo Van Pelt, 1 Up					
2012 Accenture Match Play	T17				95,000
R1: beat Aaron Baddeley, 2 and 1					
R2: lost to Steve Stricker, 1 Up					
2013 Accenture Match Play	T17				96,000
R1: beat Richie Ramsay, 2 and 1					
R2: lost to Robert Garrigus, 3 and 2					
2014 Accenture Match Play	T5				280,000
R1: beat Nick Watney, 1 Up					
R2: beat Henrik Stenson, 4 and 3					
R3: beat Webb Simpson, 5 and 4					
QF: lost to Jason Day, 2 and 1					
2015 Cadillac Match Play	T5				285,000
G1: beat Keegan Bradley, 6 and 5					
G2: beat Miguel Angel Jiménez, 2 Up					
G3: beat Bubba Watson, 19 holes					
R4: beat Rickie Fowler, 1 Up					
QF: lost to Jim Furyk, 4 and 2					
2016 Dell Match Play	2				1,018,000
G1: beat Matt Jones, 2 and 1					
G2: beat Bernd Wiesberger, 2 and 1					
G3: beat Andy Sullivan, 4 and 2					
R4: beat Jordan Spieth, 4 and 2					
QF: beat Dustin Johnson, 2 and 1					
SF: beat Rafa Cabrera Bello, 4 and 3					
Championship: lost to Jason Day, 5 and 4					
2017 Dell Tech Match Play	T17				93,308
G1: beat Ross Fisher, 4 and 3					
G2: lost to Jim Furyk, 3 and 2					
G3: beat Hideki Matsuyama, 6 and 4					
2018 Dell Tech Match Play	T9				163,000
G1: beat Jason Dufner, 1 Up					
G2: lost to James Hahn, 3 and 1					
G3: beat Jason Day, 2 Up					
R4: lost to Ian Poulter, 2 and 1					
2019 Dell Tech Match Play	T5				315,000
G1: lost to Kyle Stanley, 3 and 2					
G2: beat Byeong Hun An, 1 Up					
G3: beat Tommy Fleetwood, 4 and 3					
R4: beat Marc Leishman, 2 and 1					
QF: lost to Kevin Kisner, 2 and 1					
					2,435,308

Workday Championship at The Concession

2006 American Express	T32	71-70-72-69	282	-2	61,000
2007 CA Championship	T50	74-75-77-69	295	+7	45,000
2008 CA Championship	T68	74-72-70-77	293	+5	37,625
2009 CA Championship	T20	67-69-73-70	279	-9	80,143
2011 Cadillac Championship	T18	71-73-67-71	282	-6	89,000
2012 Cadillac Championship	T60	77-70-74-72	293	+5	42,000
2013 Cadillac Championship	T33	70-75-69-72	286	-2	71,500
2014 Cadillac Championship	T40	72-78-71-74	295	+7	63,500
2015 Cadillac Championship	6	71-74-67-73	285	-3	270,000
2016 Cadillac Championship	T14	74-70-69-73	286	-2	120,000
2017 Mexico Championship	T48	73-72-73-68	286	+2	55,500
2018 Mexico Championship	T30	64-71-76-71	282	-2	81,429
2019 Mexico Championship	T25	72-66-69-73	280	-4	93,250
2020 Mexico Championship	T51	68-71-76-71	286	+2	42,500
2021 Workday Championship	T6	69-68-70-69	276	-12	320,667
					1,473,113

FedEx St. Jude Invitational

2010 Bridgestone Invit'l	T9	72-70-68-65	275	-5	125,833
2011 Bridgestone Invit'l	T37	71-71-70-69	281	+1	58,500
2012 Bridgestone Invit'l	4	67-65-68-69	269	-11	365,000
2014 Bridgestone Invit'l	61	75-73-67-75	290	+10	45,500
2015 Bridgestone Invit'l	T42	72-70-72-70	284	+4	59,000
2016 Bridgestone Invit'l	T21	71-76-67-69	283	+3	91,000
2017 Bridgestone Invit'l	T50	74-72-67-73	286	+6	51,250
2018 Bridgestone Invit'l	T24	68-66-69-74	277	-3	87,250
2019 FedEx St Jude Invit'l	T20	73-69-66-67	275	-5	113,500
2020 FedEx St Jude Invit'l	T6	68-67-68-68	271	-9	268,333
					1,265,167

HSBC Champions

2010 HSBC Champions	T72	69-80-80-72	301	+13	27,750
2011 HSBC Champions	T7	71-63-68-72	274	-14	155,000
2012 HSBC Champions	T6	65-63-70-72	270	-18	190,000
2014 HSBC Champions	T15	70-70-70-67	277	-11	93,500
2015 HSBC Champions	T14	70-70-72-72	284	-4	89,833
2016 HSBC Champions	T44	68-69-73-73	283	-5	55,500
2017 HSBC Champions	T45	71-75-69-74	289	+1	58,500
2020 HSBC Champions	3	68-69-65-69	271	-17	602,000
					1,272,083
					TOTAL \$6,445,671



CARLOS ORTIZ

Mexico



HEIGHT: 6-0
WEIGHT: 150
BIRTHDATE: April 24, 1991
BIRTHPLACE: Guadalajara, Jalisco, Mexico
RESIDENCE: Dallas, Texas
TURNED PROFESSIONAL: 2013

PGA TOUR VICTORIES (1): 2021 Vivint Houston Open.

KORN FERRY TOUR VICTORIES (3): 2014 Panama Claro Championship, Mexico Championship, WinCo Foods Portland Open.

WORLD GOLF CHAMPIONSHIPS CAREER SUMMARY

Tournament	Position	Total Score	Total Score	Par	Money
Workday Championship at The Concession					
2020 Mexico Championship	T16	75-68-66-68	277	-7	143,500
2021 Workday Championship	T15	73-72-69-66	280	-8	147,333
					290,833
			TOTAL		\$290,833



RYAN PALMER

United States



HEIGHT: 5-11
WEIGHT: 175
BIRTHDATE: September 19, 1976
BIRTHPLACE: Amarillo, Texas
RESIDENCE: Colleyville, Texas
TURNED PROFESSIONAL: 2000

PGA TOUR VICTORIES (4): 2004 FUNAI Classic-Disney. 2008 Ginn sur Mer Classic. 2010 Sony Open in Hawaii. 2019 Zurich Classic of New Or.

KORN FERRY TOUR VICTORIES (1): 2003 Clearwater Classic.

WORLD GOLF CHAMPIONSHIPS CAREER SUMMARY

Tournament	Position	Total Score	Total Score	Par	Money
Dell Technologies Match Play (1-4-0)					
2011 Accenture Match Play	T17				95,000
R1: beat Jim Furyk, 2 Up					
R2: lost to Miguel Ángel Jiménez, 4 and 2					
2015 Cadillac Match Play	T52				49,385
G1: lost to Anirban Lahiri, 4 and 2					
G2: lost to Marc Leishman, 4 and 3					
G3: lost to Justin Rose, 2 and 1					
					144,385
Workday Championship at The Concession					
2010 CA Championship	T45	79-68-72-68	287	-1	56,000
2011 Cadillac Championship	T49	73-73-68-77	291	+3	50,500
2015 Cadillac Championship	T12	71-70-74-73	288	E	123,000
2021 Workday Championship	T54	71-72-78-72	293	+5	38,300
					267,800
FedEx St. Jude Invitational					
2005 NEC Invitational	T3	72-68-67-69	276	-4	353,667
2010 Bridgestone Invit'l	2	70-68-63-69	270	-10	840,000
2015 Bridgestone Invit'l	T70	74-75-73-72	294	+14	42,375
2020 FedEx St. Jude Invit'l	T15	69-69-71-64	273	-7	131,400
					1,367,442
HSBC Champions					
2010 HSBC Champions	T46	69-72-74-75	290	+2	40,750
2015 HSBC Champions	T22	74-72-72-68	286	-2	77,000
					117,750
			TOTAL		\$1,897,376



VICTOR PEREZ

France



HEIGHT: 6-5
WEIGHT:
BIRTHDATE: September 02, 1992
BIRTHPLACE: Semeac, France
RESIDENCE: Dundee, Scotland
TURNED PROFESSIONAL: 2015

BEST PGA TOUR CAREER FINISH: 4-2020 WGC-HSBC Champions.

INTERNATIONAL VICTORIES (4): 2016 Alps de Las Castillas. **2017** Challenge de Espana. **2018** Foshan Open. **2019** Alfred Dunhill Links Championship.

WORLD GOLF CHAMPIONSHIPS CAREER SUMMARY

Tournament	Position	Total Score	Total Score	Par	Money
Workday Championship at The Concession					
2020 Mexico Championship	T53	81-70-66-70	287	+3	39,100
2021 Workday Championship	T52	69-75-75-73	292	+4	41,500
					80,600
FedEx St. Jude Invitational					
2020 FedEx St Jude Invit'l	T65	73-71-70-70	284	+4	33,250
					33,250
HSBC Champions					
2020 HSBC Champions	T4	65-71-71-66	273	-15	370,000
					370,000
			TOTAL		\$483,850



J.T. POSTON

United States



HEIGHT: 6-2
WEIGHT: 165
BIRTHDATE: June 01, 1993
BIRTHPLACE: Hickory, North Carolina
RESIDENCE: St. Simons Island, Georgia
TURNED PROFESSIONAL: 2015

PGA TOUR VICTORIES (1): 2019 Wyndham Championship.

WORLD GOLF CHAMPIONSHIPS CAREER SUMMARY

Tournament	Position	Total Score	Total Score	Par	Money
FedEx St. Jude Invitational					
2020 FedEx St Jude Invit'l	T30	70-68-70-68	276	-4	72,000
					72,000
HSBC Champions					
2020 HSBC Champions	T24	69-73-72-68	282	-6	85,000
					85,000
			TOTAL		\$157,000



IAN POULTER

England



HEIGHT: 6-1
WEIGHT: 189
BIRTHDATE: January 10, 1976
BIRTHPLACE: Stevenage, England
RESIDENCE: Buckinghamshire, England; Orlando, Florida
TURNED PROFESSIONAL: 1995

PGA TOUR VICTORIES (2): 2010 WGC-Accenture Match Play. 2018 Houston Open.

INTERNATIONAL VICTORIES (12): 2000 Italian Open [Eur]. 2001 Moroccan Open [Eur]. 2002 Italian Open [Eur]. 2003 Celtic Manor Resort Wales Open [Eur], Nordic Open [Eur]. 2004 Volvo Masters Andalusia [Eur]. 2006 Madrid Open Masters [Eur]. 2007 Dunlop Phoenix [Jpn]. 2009 Barclays Singapore Open [Eur]. 2010 UBS Hong Kong Open [Eur]. 2011 Volvo World Match Play Championship [Eur], JBWere Masters [Aus].

OTHER VICTORIES (2): 1999 Open de Cote d'Ivoire. 2010 Shark Shootout [with Dustin Johnson].

WORLD GOLF CHAMPIONSHIPS CAREER SUMMARY

Tournament	Position	Total Score	Total Score	Par	Money
Dell Technologies Match Play (29-16-0)					
2004 Accenture Match Play	T5				225,000
R1: beat Chris Riley, 1 Up					
R2: beat Duffy Waldorf, 7 and 5					
R3: beat John Huston, 2 and 1					
QF: lost to Stephen Leaney, 1 Up					
2005 Accenture Match Play	4				450,000
R1: beat Jim Furyk, 3 and 1					
R2: beat Stuart Appleby, 6 and 5					
R3: beat Rory Sabbatini, 1 Up					
QF: beat Nick O'Hern, 3 and 1					
SF: lost to David Toms, 3 and 2					
Consolation: lost to Retief Goosen, 20 holes					
2006 Accenture Match Play	T33				35,000
R1: lost to David Toms, 19 holes					
2007 Accenture Match Play	T9				130,000
R1: beat Bart Bryant, 5 and 4					
R2: beat Bradley Dredge, 3 and 1					
R3: lost to Trevor Immelman, 2 and 1					
2008 Accenture Match Play	T17				90,000
R1: beat Soren Hansen, 2 and 1					
R2: lost to K.J. Choi, 19 holes					
2009 Accenture Match Play	T9				140,000
R1: beat Jeev Milkha Singh, 4 and 3					
R2: beat Charl Schwartzel, 1 Up					
R3: lost to Sean O'Hair, 2 and 1					
2010 Accenture Match Play	1				1,400,000
R1: beat Justin Leonard, 19 holes					
R2: beat Adam Scott, 2 and 1					
R3: beat Jeev Milkha Singh, 5 and 4					
QF: beat Thongchai Jaidee, 1 Up					
SF: beat Sergio Garcia, 7 and 6					
Championship: beat Paul Casey, 4 and 2					
2011 Accenture Match Play	T33				45,000
R1: lost to Stewart Cink, 19 holes					
2012 Accenture Match Play	T33				45,000
R1: lost to Sangmoon Bae, 4 and 3					
2013 Accenture Match Play	4				500,000
R1: beat Stephen Gallacher, 2 and 1					
R2: beat Bo Van Pelt, 3 and 1					
R3: beat Tim Clark, 5 and 3					
QF: beat Steve Stricker, 3 and 2					
SF: lost to Hunter Mahan, 4 and 3					
Consolation: lost to Jason Day, 1 Up					
2014 Accenture Match Play	T33				48,000
R1: lost to Rickie Fowler, 2 and 1					
2015 Cadillac Match Play	T34				63,500
G1: lost to Webb Simpson, 3 and 2					
G2: lost to Gary Woodland, 3 and 2					
G3: beat Jimmy Walker, 4 and 2					
2018 Dell Tech Match Play	T5				306,000
G1: beat Tommy Fleetwood, 3 and 2					
G2: beat Daniel Berger, 2 and 1					
G3: beat Kevin Chappell, Conceded					
R4: beat Louis Oosthuizen, 2 and 1					
QF: lost to Kevin Kisner, 8 and 6					
2019 Dell Tech Match Play	T17				108,429
G1: beat Kevin Kisner, 2 Up					
G2: lost to Keith Mitchell, 1 Up					
G3: beat Tony Finau, 1 Up					
					3,585,929

Workday Championship at The Concession

2003 American Express	T44	73-74-68-78	293	+13	34,250
2005 American Express	T18	67-70-72-70	279	-1	77,000
2006 American Express	T2	64-71-68-66	269	-15	610,000
2007 CA Championship	T16	73-68-75-70	286	-2	87,333
2008 CA Championship	T57	71-72-72-73	288	E	42,250
2009 CA Championship	T13	69-67-73-69	278	-10	97,143
2010 CA Championship	T37	72-78-72-64	286	-2	62,500
2011 Cadillac Championship	T45	73-70-74-73	290	+2	55,500
2012 Cadillac Championship	T60	76-77-71-69	293	+5	42,000
2013 Cadillac Championship	T28	68-70-72-75	285	-3	75,000
2014 Cadillac Championship	T52	71-78-73-78	300	+12	52,500
2015 Cadillac Championship	T49	74-78-71-72	295	+7	55,000
2019 Mexico Championship	T3	68-68-69-68	273	-11	472,000
					1,762,476

FedEx St. Jude Invitational

2001 NEC Invitational	T13	67-72-69-70	278	-2	100,500
2003 NEC Invitational	T33	73-68-67-75	283	+3	38,583
2005 NEC Invitational	T33	73-69-69-74	285	+5	56,000
2006 Bridgestone Invit'l	T13	71-71-67-68	277	-3	95,000
2007 Bridgestone Invit'l	T30	71-73-74-70	288	+8	58,000
2008 Bridgestone Invit'l	T16	70-68-69-71	278	-2	82,625
2009 Bridgestone Invit'l	T15	67-74-67-70	278	-2	91,125
2010 Bridgestone Invit'l	T65	72-70-77-70	289	+9	40,750
2011 Bridgestone Invit'l	T68	71-69-80-72	292	+12	39,250
2012 Bridgestone Invit'l	T29	74-69-69-69	281	+1	68,000
2013 Bridgestone Invit'l	T19	69-72-69-70	280	E	89,000
2014 Bridgestone Invit'l	T52	73-73-70-71	287	+7	49,625
2015 Bridgestone Invit'l	T17	68-72-65-74	279	-1	88,500
2018 Bridgestone Invit'l	T10	62-67-70-74	273	-7	160,875
2019 FedEx St Jude Invit'l	8	66-69-67-69	271	-9	242,000
2020 FedEx St Jude Invit'l	T69	73-69-72-73	287	+7	32,000
					1,331,833

HSBC Champions

2010 HSBC Champions	T13	70-70-73-69	282	-6	90,000
2011 HSBC Champions	T13	70-68-69-71	278	-10	90,000
2012 HSBC Champions	1	69-68-65-65	267	-21	1,200,000
2014 HSBC Champions	2	71-67-63-66	267	-21	850,000
2015 HSBC Champions	T6	70-67-72-71	280	-8	213,667
2016 HSBC Champions	T30	72-71-70-67	280	-8	68,000
2019 HSBC Champions	21	69-71-74-74	288	E	93,500
2020 HSBC Champions	W/D	73-74	147	+3	0
					2,645,500
					TOTAL \$9,325,738



JON RAHM

Spain



HEIGHT: 6-2
WEIGHT: 220
BIRTHDATE: November 10, 1994
BIRTHPLACE: Barrika, Spain
RESIDENCE: Scottsdale, Arizona
TURNED PROFESSIONAL: 2016

PGA TOUR VICTORIES (5): 2017 Farmers Insurance Open. 2018 CareerBuilder Challenge. 2019 Zurich Classic of New Or. 2020 the Memorial Tournament, BMW Championship.

INTERNATIONAL VICTORIES (7): 2017 DP World Tour Championship [Eur], Dubai Duty Free Irish Open Hosted by the Rory Foundation [Eur]. 2018 Open de Espana [Eur]. 2019 Dubai Duty Free Irish Open [Eur], Dubai Duty Free Irish Open [Eur], Mutuactivos Open de Espana, DP World Tour Championship, Dubai.

OTHER VICTORIES (1): 2018 Hero World Challenge.

WORLD GOLF CHAMPIONSHIPS CAREER SUMMARY

Tournament	Position	Total Score	Total Score	Par	Money
Dell Technologies Match Play (7-4-2)					
2017 Dell Tech Match Play	2				1,045,000
G1: beat Kevin Chappell, 3 and 2					
G2: beat Shane Lowry, 2 and 1					
G3: beat Sergio Garcia, 6 and 4					
R4: beat Charles Howell III, 6 and 4					
QF: beat Søren Kjeldsen, 7 and 5					
SF: beat Bill Haas, 3 and 2					
Championship: lost to Dustin Johnson, 1 Up					
2018 Dell Tech Match Play	T52				54,214
G1: tied Keegan Bradley, Tied					
G2: lost to Chez Reavie, 1 Up					
G3: lost to Kiradech Aphibarnrat, 4 and 3					

2019 Dell Tech Match Play	T24				81,313
G1: beat Si Woo Kim, 7 and 5					
G2: lost to J.B. Holmes, 2 and 1					
G3: tied Matt Kuchar, Tied					
					1,180,527

Workday Championship at The Concession

2017 Mexico Championship	T3	67-70-67-68	272	-12	497,000
2018 Mexico Championship	T20	67-71-70-70	278	-6	104,300
2019 Mexico Championship	T45	72-72-72-69	285	+1	65,000
2020 Mexico Championship	T3	72-69-61-67	269	-15	600,000
2021 Workday Championship	T32	68-76-72-68	284	-4	72,000
					1,338,300

FedEx St. Jude Invitational

2017 Bridgestone Invit'l	T28	67-77-67-68	279	-1	73,563
2018 Bridgestone Invit'l	T17	64-70-68-73	275	-5	104,250
2019 FedEx St Jude Invit'l	7	62-71-68-69	270	-10	273,000
2020 FedEx St Jude Invit'l	T52	70-74-71-66	281	+1	40,000
					490,813

HSBC Champions

2018 HSBC Champions	T36	72-74-69-73	288	E	68,500
2019 HSBC Champions	T22	73-76-69-71	289	+1	86,500
					155,000
TOTAL					\$3,164,639



PATRICK REED

United States



HEIGHT: 6-0
WEIGHT: 200
BIRTHDATE: August 05, 1990
BIRTHPLACE: San Antonio, Texas
RESIDENCE: Spring, Texas
TURNED PROFESSIONAL: 2011

PGA TOUR VICTORIES (9): 2013 Wyndham Championship. 2014 Humana Challenge, WGC-Cadillac Championship. 2015 Hyundai T of C. 2016 The Barclays. 2018 Masters Tournament. 2019 THE NORTHERN TRUST. 2020 WGC-Mexico Championship. 2021 Farmers Insurance Open.

WORLD GOLF CHAMPIONSHIPS CAREER SUMMARY

Tournament	Position	Total Score	Total Score	Par	Money
Dell Technologies Match Play (10-7-2)					
2014 Accenture Match Play	T17				99,000
R1: beat Graham DeLaet, 1 Up					
R2: lost to George Coetzee, 21 holes					
2015 Cadillac Match Play	T17				85,824
G1: beat Andy Sullivan, 2 and 1					
G2: lost to Danny Willett, 2 and 1					
G3: beat Ryan Moore, 1 Up					
2016 Dell Match Play	T9				152,000
G1: beat Daniel Berger, 1 Up					
G2: beat Matt Fitzpatrick, 4 and 3					
G3: beat Phil Mickelson, 5 and 4					
R4: lost to Dustin Johnson, 3 and 2					
2017 Dell Tech Match Play	T51				54,071
G1: tied Jason Dufner, Tied					
G2: lost to Kevin Kisner, 1 Up					
G3: lost to Brooks Koepka, 1 Up					
2018 Dell Tech Match Play	T9				163,000
G1: beat Haotong Li, 3 and 2					
G2: beat Charl Schwartzel, 1 Up					
G3: beat Jordan Spieth, 2 and 1					
R4: lost to Alex Noren, 5 and 3					
2019 Dell Tech Match Play	T24				81,313
G1: lost to Andrew Putnam, 3 and 2					
G2: tied Shane Lowry, Tied					
G3: beat Sergio Garcia, 2 and 1					
					635,207

Workday Championship at The Concession

2014 Cadillac Championship	1	68-75-69-72	284	-4	1,530,000
2015 Cadillac Championship	T23	71-73-71-75	290	+2	83,000
2016 Cadillac Championship	T52	77-74-74-72	297	+9	56,500
2017 Mexico Championship	T61	71-76-72-71	290	+6	47,250
2018 Mexico Championship	T37	72-74-68-69	283	-1	73,000
2019 Mexico Championship	T14	72-68-64-73	277	-7	128,000
2020 Mexico Championship	1	69-63-67-67	266	-18	1,820,000
2021 Workday Championship	T9	68-68-69-72	277	-11	237,500
					3,975,250

FedEx St. Jude Invitational

2014 Bridgestone Invit'l	T4	67-68-71-65	271	-9	308,000
2015 Bridgestone Invit'l	T15	71-67-72-68	278	-2	109,000
2016 Bridgestone Invit'l	52	74-75-69-76	294	+14	58,000
2017 Bridgestone Invit'l	T36	75-70-68-68	281	+1	68,000
2018 Bridgestone Invit'l	T28	66-70-70-72	278	-2	81,250
2019 FedEx St Jude Invit'l	T12	73-66-67-68	274	-6	143,625
2020 FedEx St Jude Invit'l	T47	71-69-69-70	279	-1	46,500
					814,375

HSBC Champions

2015 HSBC Champions	T22	71-73-71-71	286	-2	77,000
2016 HSBC Champions	T7	65-70-68-70	273	-15	173,750
2017 HSBC Champions	T60	78-75-66-76	295	+7	46,500
2018 HSBC Champions	T50	66-70-82-74	292	+4	51,875
2019 HSBC Champions	T7	64-72-70-77	283	-5	210,563
2020 HSBC Champions	T8	72-69-69-66	276	-12	200,333
					760,021
TOTAL					\$6,184,853



ANTOINE ROZNER

France



HEIGHT: 6-0
BIRTHPLACE: Paris, France
RESIDENCE: Paris, France
TURNED PROFESSIONAL: 2017

INTERNATIONAL VICTORIES (2): (2020) Golf in Dubai Championship; (2021) Commercial Bank Qatar Masters*

No previous World Golf Championships competition.



XANDER SCHAUFFELE

United States



HEIGHT: 5-10
WEIGHT: 175
BIRTHDATE: October 25, 1993
BIRTHPLACE: La Jolla, California
RESIDENCE: Las Vegas, Nevada
TURNED PROFESSIONAL: 2015

PGA TOUR VICTORIES (4): 2017 TOUR Championship, The Greenbrier Classic. 2019 Sentry T of C, WGC-HSBC Champions.

WORLD GOLF CHAMPIONSHIPS CAREER SUMMARY

Tournament	Position	Total Score	Total Score	Par	Money
Dell Technologies Match Play (3-2-1)					
2018 Dell Tech Match Play	T17				97,917
G1: beat Dylan Frittelli, 1 Up					
G2: beat Shubhankar Sharma, 3 and 1					
G3: lost to Sergio Garcia, 3 and 1					
2019 Dell Tech Match Play	T24				81,313
G1: beat Lee Westwood, 1 Up					
G2: tied Tyrrell Hatton, Tied					
G3: lost to Rafa Cabrera Bello, 1 Up					
					179,229

Workday Championship at The Concession

2018 Mexico Championship	T18	65-68-70-74	277	-7	114,500
2019 Mexico Championship	T14	69-73-66-69	277	-7	128,000
2020 Mexico Championship	T14	72-72-66-66	276	-8	160,000
2021 Workday Championship	T39	71-72-73-71	287	-1	55,000
					457,500

FedEx St. Jude Invitational

2017 Bridgestone Invit'l	T13	70-69-69-68	276	-4	123,500
2018 Bridgestone Invit'l	68	69-73-72-78	292	+12	47,750
2019 FedEx St Jude Invit'l	T27	69-70-69-69	277	-3	86,250
2020 FedEx St Jude Invit'l	T6	68-70-67-66	271	-9	268,333
					525,833

HSBC Champions

2018 HSBC Champions	T46	71-75-74-71	291	+3	57,500
2019 HSBC Champions	1	66-71-69-68	274	-14	1,700,000
2020 HSBC Champions	2	66-69-68-66	269	-19	1,095,000
					2,852,500

TOTAL \$4,015,063



SCOTTIE SCHEFFLER

United States



HEIGHT: 6-3
WEIGHT: 200
BIRTHDATE: June 21, 1996
BIRTHPLACE: Dallas, Texas
RESIDENCE: Dallas, Texas
TURNED PROFESSIONAL: 2018

BEST PGA TOUR CAREER FINISH: 3-2020 The American Express, Bermuda Championship.

KORN FERRY TOUR VICTORIES (2): 2019 Nationwide Children's, Evans Scholars Invitation.

WORLD GOLF CHAMPIONSHIPS CAREER SUMMARY

Tournament	Position	Total Score	Total Score	Par	Money
Workday Championship at The Concession					
2020 Mexico Championship	T26	73-70-67-70	280	-4	90,000
2021 Workday Championship	5	69-70-67-68	274	-14	430,000
					520,000

FedEx St. Jude Invitational

2020 FedEx St Jude Invit'l	T15	69-67-69-68	273	-7	131,400
					131,400

TOTAL \$651,400



WEBB SIMPSON

United States



HEIGHT: 6-2
WEIGHT: 185
BIRTHDATE: August 08, 1985
BIRTHPLACE: Raleigh, North Carolina
RESIDENCE: Charlotte, North Carolina
TURNED PROFESSIONAL: 2008

PGA TOUR VICTORIES (7): 2011 Wyndham Championship, Deutsche Bank Champ. 2012 U.S. Open. 2014 Shriners Hospitals. 2018 THE PLAYERS Championship. 2020 Waste Management Phoenix, RBC Heritage.

WORLD GOLF CHAMPIONSHIPS CAREER SUMMARY

Tournament	Position	Total Score	Total Score	Par	Money
Dell Technologies Match Play (8-10-2)					
2012 Accenture Match Play	T33				45,000
R1: lost to Matteo Manassero, 3 and 2					
2013 Accenture Match Play	T5				275,000
R1: beat David Lynn, 5 and 4					
R2: beat Peter Hanson, 1 Up					
R3: beat Gonzalo Fernandez-Castaño, 2 Up					
QF: lost to Hunter Mahan, 1 Up					
2014 Accenture Match Play	T9				148,000
R1: beat Thongchai Jaidee, 3 and 2					
R2: beat Brandt Snedeker, 4 and 3					
R3: lost to Louis Oosthuizen, 5 and 4					
2015 Cadillac Match Play	T17				85,824
G1: beat Ian Poulter, 3 and 2					
G2: beat Jimmy Walker, 19 holes					
G3: lost to Gary Woodland, 1 Up					
2017 Dell Tech Match Play	T58				49,500
G1: lost to Dustin Johnson, 5 and 3					
G2: lost to Jimmy Walker, 3 and 2					
G3: lost to Martin Kaymer, 3 and 2					
2018 Dell Tech Match Play	T29				77,429
G1: tied Gary Woodland, Tied					
G2: beat Pat Perez, 2 and 1					
G3: lost to Si Woo Kim, 1 Up					
2019 Dell Tech Match Play	T56				53,000
G1: lost to Thorbjørn Olesen, 2 and 1					
G2: tied Satoshi Kodaira, Tied					
G3: lost to Francesco Molinari, 2 and 1					
					733,752

Workday Championship at The Concession

2012 Cadillac Championship	T35	75-66-66-77	284	-4	60,500
2013 Cadillac Championship	T20	72-67-71-72	282	-6	88,000
2014 Cadillac Championship	T47	80-78-70-70	298	+10	57,000
2015 Cadillac Championship	T7	74-69-70-73	286	-2	215,000
2018 Mexico Championship	T37	72-70-73-68	283	-1	73,000
2019 Mexico Championship	T39	73-72-68-71	284	E	70,500
2020 Mexico Championship	T61	72-73-74-70	289	+5	35,000
2021 Workday Championship	T6	66-69-69-72	276	-12	320,667
					919,667

FedEx St. Jude Invitational

2013 Bridgestone Invit'l	T14	64-75-73-66	278	-2	102,667
2014 Bridgestone Invit'l	T31	72-69-70-68	279	-1	69,500
2015 Bridgestone Invit'l	T25	68-70-72-70	280	E	74,667
2018 Bridgestone Invit'l	T24	69-65-71-72	277	-3	87,250
2019 FedEx St Jude Invit'l	2	69-66-68-64	267	-13	1,095,000
2020 FedEx St Jude Invit'l	T12	69-66-69-68	272	-8	166,667
					1,595,750
TOTAL					\$3,249,169



CAMERON SMITH

Australia



HEIGHT: 5-11
WEIGHT: 172
BIRTHDATE: August 18, 1993
BIRTHPLACE: Brisbane, Australia
RESIDENCE: Jacksonville, Florida
TURNED PROFESSIONAL: 2013

PGA TOUR VICTORIES (2): 2017 Zurich Classic of New Or. 2020 Sony Open in Hawaii.

INTERNATIONAL VICTORIES (4): 2017 Australian PGA Championship, Australian PGA Championship. 2018 Australian PGA Championship, Australian PGA Championship.

WORLD GOLF CHAMPIONSHIPS CAREER SUMMARY

Tournament	Position	Total Score	Total Score	Par	Money
Dell Technologies Match Play (3-4-1)					
2018 Dell Tech Match Play	T5				306,000
G1: beat Patrick Cantlay, 2 Up					
G2: beat Hideki Matsuyama, 1 Up					
G3: tied Yusaku Miyazato, Tied					
R4: beat Tyrrell Hatton, 2 and 1					
QF: lost to Alex Noren, 4 and 2					
2019 Dell Tech Match Play	T61				50,750
G1: lost to Charles Howell III, 2 and 1					
G2: lost to Abraham Ancer, 3 and 2					
G3: lost to Paul Casey, 4 and 3					
					356,750

Workday Championship at The Concession

2019 Mexico Championship	T6	69-67-68-70	274	-10	261,667
2020 Mexico Championship	T22	73-73-69-64	279	-5	105,500
2021 Workday Championship	T11	68-66-77-67	278	-10	189,667
					556,833

FedEx St. Jude Invitational

2018 Bridgestone Invit'l	23	70-70-69-67	276	-4	92,250
2019 FedEx St Jude Invit'l	T12	65-68-73-68	274	-6	143,625
2020 FedEx St Jude Invit'l	T59	72-72-71-68	283	+3	35,250
					271,125

HSBC Champions

2016 HSBC Champions	T64	71-73-70-75	289	+1	43,250
2019 HSBC Champions	T54	76-72-72-78	298	+10	50,313
2020 HSBC Champions	T60	70-72-74-76	292	+4	49,150
					142,713
TOTAL					\$1,327,421



JORDAN SPIETH

United States



HEIGHT: 6-1
WEIGHT: 175
BIRTHDATE: July 27, 1993
BIRTHPLACE: Dallas, Texas
RESIDENCE: Dallas, Texas
TURNED PROFESSIONAL: 2012

PGA TOUR VICTORIES (11): 2013 John Deere Classic. 2015 U.S. Open, John Deere Classic, Masters Tournament, Valspar Championship, TOUR Championship. 2016 Hyundai T of C, DEAN & DELUCA Inv'tl. 2017 AT&T Pebble Beach, Travelers Championship, The Open Championship.

INTERNATIONAL VICTORIES (2): 2014 Emirates Australian Open [Aus]. 2016 Australian Open [Aus].

OTHER VICTORIES (1): 2015 Hero World Challenge.

WORLD GOLF CHAMPIONSHIPS CAREER SUMMARY

Tournament	Position	Total Score	Total Score	Par	Money
Dell Technologies Match Play (12-6-2)					
2014 Accenture Match Play	T5				280,000
R1: beat Pablo Larrazabal, 2 Up					
R2: beat Thomas Bjørn, 5 and 4					
R3: beat Matt Kuchar, 2 and 1					
QF: lost to Ernie Els, 4 and 2					
2015 Cadillac Match Play	T17				85,824
G1: beat Mikko Ilonen, 4 and 2					
G2: beat Matt Every, 4 and 3					
G3: lost to Lee Westwood, 1 Up					
2016 Dell Match Play	T9				152,000
G1: beat Jamie Donaldson, 3 and 2					
G2: beat Victor Dubuisson, 5 and 4					
G3: beat Justin Thomas, 3 and 2					
R4: lost to Louis Oosthuizen, 4 and 2					
2017 Dell Tech Match Play	T30				74,000
G1: lost to Hideto Tanihara, 4 and 2					
G2: beat Yuta Ikeda, 4 and 2					
G3: tied Ryan Moore, Tied					
2018 Dell Tech Match Play	T17				97,917
G1: beat Charl Schwartzel, 2 and 1					
G2: beat Haotong Li, 4 and 2					
G3: lost to Patrick Reed, 2 and 1					
2019 Dell Tech Match Play	T24				81,313
G1: tied Billy Horschel, Tied					
G2: beat Kevin Na, 3 and 2					
G3: lost to Bubba Watson, 1 Up					
					771,053

Workday Championship at The Concession

2014 Cadillac Championship	T34	73-79-73-69	294	+6	68,500
2015 Cadillac Championship	T17	75-69-73-72	289	+1	97,500
2016 Cadillac Championship	T17	69-72-73-73	287	-1	102,167
2017 Mexico Championship	T12	71-72-63-71	277	-7	131,250
2018 Mexico Championship	T14	70-67-69-70	276	-8	126,500
2019 Mexico Championship	T54	75-69-75-69	288	+4	57,500
2020 Mexico Championship	T58	74-73-70-71	288	+4	36,500
					619,917

FedEx St. Jude Invitational

2014 Bridgestone Invit'l	49	71-70-73-71	285	+5	54,000
2015 Bridgestone Invit'l	T10	70-68-72-66	276	-4	149,500
2016 Bridgestone Invit'l	T3	68-71-71-67	277	-3	449,250
2017 Bridgestone Invit'l	T13	67-70-71-68	276	-4	123,500
2018 Bridgestone Invit'l	T60	71-72-68-74	285	+5	51,500
2019 FedEx St Jude Invit'l	T12	70-70-66-68	274	-6	143,625
2020 FedEx St Jude Invit'l	T30	68-69-68-71	276	-4	72,000
					1,043,375

HSBC Champions

2014 HSBC Champions	17	68-71-70-69	278	-10	90,000
2015 HSBC Champions	T35	70-74-72-74	290	+2	61,500
2016 HSBC Champions	T7	68-72-63-70	273	-15	173,750
2020 HSBC Champions	T43	70-73-74-70	287	-1	63,000
					388,250
					TOTAL \$2,822,594



KEVIN STREELMAN

United States



HEIGHT: 5-10
WEIGHT: 175
BIRTHDATE: November 04, 1978
BIRTHPLACE: Winfield, Illinois
RESIDENCE: Scottsdale, Arizona
TURNED PROFESSIONAL: 2001

PGA TOUR VICTORIES (2): 2013 Tampa Bay Championship. 2014 Travelers Championship.

WORLD GOLF CHAMPIONSHIPS CAREER SUMMARY

Tournament	Position	Total Score	Total Score	Par	Money
Dell Technologies Match Play (0-1-0)					
2014 Accenture Match Play	T33				48,000
R1: lost to Victor Dubuisson, 5 and 4					
					48,000
Workday Championship at The Concession					
2011 Cadillac Championship	T15	68-72-72-69	281	-7	100,000
2014 Cadillac Championship	T25	75-74-72-72	293	+5	76,000
					176,000

FedEx St. Jude Invitational

2013 Bridgestone Invit'l	T59	76-73-71-70	290	+10	45,750
2014 Bridgestone Invit'l	71	78-71-78-73	300	+20	42,250
2020 FedEx St Jude Invit'l	T35	71-66-71-69	277	-3	56,111
					144,111

HSBC Champions

2014 HSBC Champions	T34	70-73-72-68	283	-5	64,000
2015 HSBC Champions	T56	77-72-71-75	295	+7	45,250
					109,250
					TOTAL \$477,361



ANDY SULLIVAN

England



HEIGHT: 5-9
WEIGHT: 170
BIRTHDATE: May 19, 1987
BIRTHPLACE: Nuneaton, England
RESIDENCE: Nuneaton, England
TURNED PROFESSIONAL: 2011

BEST PGA TOUR CAREER FINISH: 12-2016 The Open Championship.

INTERNATIONAL VICTORIES (4): 2015 Joburg Open [Eur], Portugal Masters [Eur], South African Open [Eur]. 2020 English Championship.

WORLD GOLF CHAMPIONSHIPS CAREER SUMMARY

Tournament	Position	Total Score	Total Score	Par	Money
Dell Technologies Match Play (3-6-0)					
2015 Cadillac Match Play	T34				63,500
G1: lost to Patrick Reed, 2 and 1					
G2: beat Ryan Moore, 3 and 2					
G3: lost to Danny Willett, 1 Up					
2016 Dell Match Play	T18				90,900
G1: beat Bernd Wiesberger, 3 and 2					
G2: beat Matt Jones, 3 and 1					
G3: lost to Louis Oosthuizen, 4 and 2					
2017 Dell Tech Match Play	T58				49,500
G1: lost to Branden Grace, 4 and 2					
G2: lost to Brandt Snedeker, 2 and 1					
G3: lost to William McGirt, 1 Up					
					203,900

Workday Championship at The Concession

2016 Cadillac Championship	T17	71-70-73-73	287	-1	102,167
2017 Mexico Championship	T20	71-65-72-71	279	-5	91,333
2021 Workday Championship	T68	78-77-73-73	301	+13	32,875
					226,375

FedEx St. Jude Invitational

2017 Bridgestone Invit'l	T50	72-75-71-68	286	+6	51,250
					51,250

HSBC Champions

2016 HSBC Champions	T64	70-74-70-75	289	+1	43,250
2019 HSBC Champions	T62	72-71-79-77	299	+11	47,750
					91,000
TOTAL					\$572,525



JUSTIN THOMAS

United States



HEIGHT: 5-10
WEIGHT: 160
BIRTHDATE: April 29, 1993
BIRTHPLACE: Louisville, Kentucky
RESIDENCE: Jupiter, Florida
TURNED PROFESSIONAL: 2013

PGA TOUR VICTORIES (14): 2016 CIMB Classic. 2017 Sony Open in Hawaii, SBS Tournament of Champ, PGA Championship, Dell Technologies Champ, CIMB Classic. 2018 The Honda Classic, WGC-Bridgestone Invit'l, THE CJ CUP @ NINE BRIDGES. 2019 BMW Championship. 2020 Sentry T of C, WGC-FedEx St Jude Invit'l, THE CJ CUP @ NINE BRIDGES. 2021 THE PLAYERS Championship.

KORN FERRY TOUR VICTORIES (1): 2014 Nationwide Children's.

OTHER VICTORIES (1): 2020 PNC Championship [with Mike Thomas].

WORLD GOLF CHAMPIONSHIPS CAREER SUMMARY

Tournament	Position	Total Score	Total Score	Par	Money
Dell Technologies Match Play (7-8-1)					
2016 Dell Match Play	T61				47,750
G1: lost to Victor Dubuisson, 3 and 2					
G2: lost to Jamie Donaldson, 1 Up					
G3: lost to Jordan Spieth, 3 and 2					
2017 Dell Tech Match Play	T39				63,500
G1: beat Chris Wood, 2 and 1					
G2: lost to Kevin Na, 4 and 2					
G3: lost to Matt Fitzpatrick, 2 and 1					
2018 Dell Tech Match Play	4				559,000
G1: beat Luke List, 2 Up					
G2: beat Patton Kizzire, 3 and 1					
G3: beat Francesco Molinari, 7 and 5					
R4: beat Si Woo Kim, 6 and 5					
QF: beat Kyle Stanley, 2 and 1					
SF: lost to Bubba Watson, 3 and 2					
Consolation: lost to Alex Noren, 5 and 3					
2019 Dell Tech Match Play	T24				81,313
G1: lost to Lucas Bjerregaard, 3 and 2					
G2: beat Matt Wallace, 3 and 1					
G3: tied Keegan Bradley, Tied					
					751,563

Workday Championship at The Concession

2016 Cadillac Championship	T35	75-66-78-73	292	+4	72,500
2017 Mexico Championship	T5	69-66-66-72	273	-11	312,500
2018 Mexico Championship	2	72-70-62-64	268	-16	1,072,000
2019 Mexico Championship	9	66-73-74-62	275	-9	201,000
2020 Mexico Championship	T6	67-66-65-73	271	-13	320,667
2021 Workday Championship	T15	73-66-70-71	280	-8	147,333
					2,126,000

FedEx St. Jude Invitational

2016 Bridgestone Invit'l	T33	70-69-70-76	285	+5	76,000
2017 Bridgestone Invit'l	T28	73-70-69-67	279	-1	73,563
2018 Bridgestone Invit'l	1	65-64-67-69	265	-15	1,700,000
2019 FedEx St Jude Invit'l	T12	68-69-66-71	274	-6	143,625
2020 FedEx St Jude Invit'l	1	66-70-66-65	267	-13	1,820,000
					3,813,188

HSBC Champions

2016 HSBC Champions	T27	72-69-70-68	279	-9	72,000
2017 HSBC Champions	T23	71-70-72-71	284	-4	80,167
					152,167
TOTAL					\$6,842,917



BRENDON TODD

United States 

HEIGHT: 6-3
WEIGHT: 180
BIRTHDATE: July 22, 1985
BIRTHPLACE: Pittsburgh, Pennsylvania
RESIDENCE: Watkinsville, Georgia
TURNED PROFESSIONAL: 2007

PGA TOUR VICTORIES (3): 2014 HP Byron Nelson Champ. 2020 Mayakoba Golf Classic, Bermuda Championship.

KORN FERRY TOUR VICTORIES (2): 2008 Utah Championship. 2013 Stadion Classic at UGA.

WORLD GOLF CHAMPIONSHIPS CAREER SUMMARY

Tournament	Position	Total Score	Total Score	Par	Money
Dell Technologies Match Play (0-3-0)					
2015 Cadillac Match Play	T52				49,385
G1: lost to Bill Haas, 3 and 2					
G2: lost to Henrik Stenson, 3 and 2					
G3: lost to John Senden, 1 Up					
					49,385
Workday Championship at The Concession					
2015 Cadillac Championship	T23	72-73-72-73	290	+2	83,000
2020 Mexico Championship	T37	72-71-71-68	282	-2	56,200
2021 Workday Championship	T18	74-71-67-69	281	-7	125,500
					264,700
FedEx St. Jude Invitational					
2014 Bridgestone Invit'l	T45	74-70-69-70	283	+3	57,500
2015 Bridgestone Invit'l	T61	74-72-68-76	290	+10	44,625
2020 FedEx St. Jude Invit'l	T15	64-65-69-75	273	-7	131,400
					233,525
HSBC Champions					
2015 HSBC Champions	T60	71-74-73-78	296	+8	43,875
					43,875
					TOTAL \$591,485



FREDERICK VAN ROOYEN

South Africa 

HEIGHT: 6-3
WEIGHT: 194
BIRTHDATE: February 21, 1990
BIRTHPLACE: Bellville, South Africa
RESIDENCE: Johannesburg, South Africa
TURNED PROFESSIONAL: 2013

BEST PGA TOUR CAREER FINISH: 3-2020 WGC-Mexico Championship.

INTERNATIONAL VICTORIES (3): 2017 Eye of Africa PGA Championship, Hainan Open. 2019 Scandinavian Invitation.

WORLD GOLF CHAMPIONSHIPS CAREER SUMMARY

Tournament	Position	Total Score	Total Score	Par	Money
Workday Championship at The Concession					
2019 Mexico Championship	T36	72-68-74-69	283	-1	75,000
2020 Mexico Championship	T3	70-62-67-70	269	-15	600,000
2021 Workday Championship	T37	71-75-72-68	286	-2	59,000
					734,000
FedEx St. Jude Invitational					
2020 FedEx St. Jude Invit'l	T20	71-70-68-65	274	-6	106,200
					106,200
HSBC Champions					
2019 HSBC Champions	T22	76-72-71-70	289	+1	86,500
2020 HSBC Champions	T38	73-71-71-71	286	-2	67,000
					153,500
					TOTAL \$993,700



MATT WALLACE

England



HEIGHT: 6-1
WEIGHT: 187
BIRTHDATE: April 12, 1990
BIRTHPLACE: Hillingdon, England
RESIDENCE: London, England
TURNED PROFESSIONAL: 2012

BEST PGA TOUR CAREER FINISH: 3-2019 PGA Championship.

INTERNATIONAL VICTORIES (4): 2017 Open de Portugal [Eur]. 2018 Hero Indian Open [Eur], BMW International Open [Eur], Made In Denmark [Eur].

WORLD GOLF CHAMPIONSHIPS CAREER SUMMARY

Tournament	Position	Total Score	Total Score	Par	Money
Dell Technologies Match Play (1-2-0)					
2019 Dell Tech Match Play	T40				62,500
G1: beat Keegan Bradley, 1 Up					
G2: lost to Justin Thomas, 3 and 1					
G3: lost to Lucas Bjerregaard, 1 Up					
					62,500
Workday Championship at The Concession					
2019 Mexico Championship	T33	74-71-70-67	282	-2	78,000
2020 Mexico Championship	T58	74-77-71-66	288	+4	36,500
					114,500
FedEx St. Jude Invitational					
2019 FedEx St Jude Invit'l	T27	70-69-65-73	277	-3	86,250
2020 FedEx St Jude Invit'l	T59	72-71-73-67	283	+3	35,250
					121,500
HSBC Champions					
2019 HSBC Champions	T50	69-75-74-79	297	+9	55,000
2020 HSBC Champions	T60	69-84-70-69	292	+4	49,150
					104,150
			TOTAL		\$402,650



BUBBA WATSON

United States



HEIGHT: 6-3
WEIGHT: 180
BIRTHDATE: November 05, 1978
BIRTHPLACE: Bagdad, Florida
RESIDENCE: Orlando, Florida
TURNED PROFESSIONAL: 2002

PGA TOUR VICTORIES (12): **2010** Travelers Championship. **2011** Farmers Insurance Open, Zurich Classic of New Or. **2012** Masters Tournament. **2014** Northern Trust Open, Masters Tournament. **2015** Travelers Championship, WGC-HSBC Champions. **2016** Northern Trust Open. **2018** Genesis Open, WGC-Dell Tech Match Play, Travelers Championship.

OTHER VICTORIES (2): **2008** CVS/Caremark Charity Classic [with Camilo Villegas]. **2015** Hero World Challenge.

WORLD GOLF CHAMPIONSHIPS CAREER SUMMARY

Tournament	Position	Total Score	Total Score	Par	Money
Dell Technologies Match Play (21-10-3)					
2011 Accenture Match Play	4				490,000
R1: beat Bill Haas, 3 and 2					
R2: beat Mark Wilson, 6 and 5					
R3: beat Geoff Ogilvy, 6 and 4					
QF: beat J.B. Holmes, 19 holes					
SF: lost to Martin Kaymer, 1 Up					
Consolation: lost to Matt Kuchar, 2 and 1					
2012 Accenture Match Play	T17				95,000
R1: beat Ben Crane, 3 and 2					
R2: lost to Matt Kuchar, 3 and 2					
2013 Accenture Match Play	T9				144,000
R1: beat Chris Wood, 2 and 1					
R2: beat Jim Furyk, 22 holes					
R3: lost to Jason Day, 4 and 3					
2014 Accenture Match Play	T9				148,000
R1: beat Mikko Ilonen, 2 and 1					
R2: beat Jonas Blixt, 2 Up					
R3: lost to Victor Dubuisson, 1 Up					
2015 Cadillac Match Play	T17				85,824
G1: beat Miguel Angel Jiménez, 5 and 4					
G2: beat Keegan Bradley, 4 and 2					
G3: lost to Louis Oosthuizen, 19 holes					
2016 Dell Match Play	T28				74,500
G1: tied Patton Kizzire, Tied					
G2: beat Emiliano Grillo, 2 Up					
G3: lost to J.B. Holmes, 1 Up					
2017 Dell Tech Match Play	T9				158,000
G1: beat Jhonattan Vegas, 1 Up					
G2: beat Scott Piercy, 4 and 3					
G3: tied Thomas Pieters, Tied					
R4: lost to Ross Fisher, 4 and 3					
2018 Dell Tech Match Play	1				1,700,000
G1: beat Branden Grace, 5 and 3					
G2: beat Marc Leishman, 3 and 2					
G3: tied Julian Suri, Tied					
R4: beat Brian Harman, 2 and 1					
QF: beat Kiradech Aphibarnrat, 5 and 3					
SF: beat Justin Thomas, 3 and 2					
Championship: beat Kevin Kisner, 7 and 6					
2019 Dell Tech Match Play	T40				62,500
G1: lost to Kevin Na, 1 Up					
G2: lost to Billy Horschel, 2 and 1					
G3: beat Jordan Spieth, 1 Up					
					2,957,824

Workday Championship at The Concession

2009 CA Championship	72	72-71-74-75	292	+4	37,000
2012 Cadillac Championship	2	70-62-67-74	273	-15	845,000
2013 Cadillac Championship	T18	66-69-71-75	281	-7	93,000
2014 Cadillac Championship	T2	73-72-72-68	285	-3	753,000
2015 Cadillac Championship	3	71-69-70-71	281	-7	540,000
2016 Cadillac Championship	2	69-69-71-68	277	-11	1,018,000
2017 Mexico Championship	T38	73-72-68-71	284	E	64,000
2018 Mexico Championship	T9	69-66-72-67	274	-10	182,000
2019 Mexico Championship	T27	70-75-66-70	281	-3	85,000
2020 Mexico Championship	T18	67-72-71-68	278	-6	125,500
2021 Workday Championship	T54	77-72-70-74	293	+5	38,300
					3,780,800

FedEx St. Jude Invitational

2010 Bridgestone Invit'l	T22	64-71-70-74	279	-1	72,000
2011 Bridgestone Invit'l	T21	69-70-68-70	277	-3	81,250
2012 Bridgestone Invit'l	T19	66-73-72-67	278	-2	82,000
2013 Bridgestone Invit'l	T27	67-69-72-74	282	+2	73,500
2014 Bridgestone Invit'l	T37	69-70-73-68	280	E	64,500
2015 Bridgestone Invit'l	2	70-66-69-66	271	-9	930,000
2016 Bridgestone Invit'l	T14	72-69-70-70	281	+1	129,000
2017 Bridgestone Invit'l	T17	67-74-66-70	277	-3	95,500
2018 Bridgestone Invit'l	T31	71-69-67-73	280	E	74,750
2019 FedEx St Jude Invit'l	T9	65-70-68-69	272	-8	205,000
2020 FedEx St Jude Invit'l	T25	68-70-71-66	275	-5	87,200
					1,894,700

HSBC Champions

2012 HSBC Champions	33	66-72-69-75	282	-6	54,000
2014 HSBC Champions	T8	68-69-69-68	274	-14	161,667
2015 HSBC Champions	1	71-67-69-70	277	-11	1,400,000
2016 HSBC Champions	T35	68-73-68-72	281	-7	63,000
2017 HSBC Champions	T54	71-73-76-73	293	+5	49,250
2020 HSBC Champions	T28	70-69-72-72	283	-5	76,667
					1,804,583

TOTAL \$10,437,907



LEE WESTWOOD

England



HEIGHT: 6-0
WEIGHT: 205
BIRTHDATE: April 24, 1973
BIRTHPLACE: Worksop, England
RESIDENCE: West Palm Beach, Florida
TURNED PROFESSIONAL: 1993

PGA TOUR VICTORIES (2): 1998 Freeport-McDermott Class. 2010 St. Jude Classic.

INTERNATIONAL VICTORIES (42): 1996 Sumitomo Visa Taiheiyo Masters [Jpn], Volvo Scandinavian Masters [Eur]. 1997 Sumitomo Visa Taiheiyo Masters [Jpn], Benson and Hedges Malaysian Open [Asia], Holden Australian Open [Aust], Volvo Masters Andalucia [Eur]. 1998 Deutsche Bank-SAP Open-TPC of Europe [Eur], National Car Rental English Open [Eur], The Standard Life Loch Lomond [Eur], Belgacom Open [Eur], Sumitomo Visa Taiheiyo Masters [Jpn], Dunlop Phoenix [Jpn]. 1999 TNT Dutch Open [Eur], Smurfit European Open [Eur], Canon European Masters [Eur], Macau Open [Asia]. 2000 Dimension Data Pro-Am [SAf], Deutsche Bank-SAP Open TPC of Europe [Eur], Compaq European Grand Prix [Eur], Smurfit European Open [Eur], Volvo Scandinavian Masters [Eur], Belgacom Open [Eur]. 2001 Cisco World Match Play Championship [Eur], Smurfit European Open [Eur], Belgacom Open [Eur]. 2002 BMW International Open [Eur], Dunhill Links Championship [Eur], Nelson Mandela Invitational [with Simon Hobday] [SAf]. 2003 Valle Romano Open de Andalucia [Eur], Quinn Direct British Masters. 2004 Portugal Masters [Eur], Dubai World Championship [Eur]. 2005 Nedbank Golf Challenge [SAf]. 2006 Indonesian Masters [Asia], Balantine's Championship [Eur], Nedbank Golf Challenge [SAf], Thailand Golf Championship [Asia]. 2007 Indonesian Masters [Asia], Nordea Masters [Eur]. 2008 Maybank Malaysian Open [Eur], Thailand Golf Championship [Asia]. 2009 CIMB Niaga Indonesian Masters [Asia]. 2010 Nedbank Golf Challenge hosted by Gary Player. 2011 Abu Dhabi HSBC Championship presented by EGA.

WORLD GOLF CHAMPIONSHIPS CAREER SUMMARY

Tournament	Position	Total Score	Total Score	Par	Money
Dell Technologies Match Play (17-21-1)					
1999 Accenture Match Play	T33				25,000
R1: lost to Eduardo Romero, 3 and 2					
2000 Accenture Match Play	T17				50,000
R1: beat Brandt Jobe, 2 and 1					
R2: lost to Scott Hoch, 1 down					
2002 Accenture Match Play	T17				55,000
R1: beat Shingo Katayama, 4 and 3					
R2: lost to John Cook, 1 down					
2004 Accenture Match Play	T33				35,000
R1: lost to Phil Mickelson, 3 and 1					
2005 Accenture Match Play	T17				85,000
R1: beat Steve Flesch, 4 and 3					
R2: lost to Davis Love III, 7 and 6					
2006 Accenture Match Play	T33				35,000
R1: lost to Scott Verplank, 26 holes					
2007 Accenture Match Play	T33				40,000
R1: lost to Pdraig Harrington, 19 holes					
2008 Accenture Match Play	T17				90,000
R1: beat Brandt Snedeker, 3 and 2					
R2: lost to Justin Leonard, 2 and 1					
2009 Accenture Match Play	T17				95,000
R1: beat Prayad Marksang, 2 and 1					
R2: lost to Stewart Cink, 23 holes					
2010 Accenture Match Play	T17				95,000
R1: beat Chris Wood, 3 and 1					
R2: lost to Nick Watney, 2 and 1					
2011 Accenture Match Play	T17				95,000
R1: beat Henrik Stenson, 3 and 2					
R2: lost to Nick Watney, 1 Up					
2012 Accenture Match Play	4				490,000
R1: beat Nicolas Colsaerts, 3 and 1					
R2: beat Robert Karlsson, 3 and 2					
R3: beat Nick Watney, 3 and 2					
QF: beat Martin Laird, 4 and 2					
SF: lost to Rory McIlroy, 3 and 1					
Consolation: lost to Mark Wilson, 1 Up					
2013 Accenture Match Play	T33				46,000
R1: lost to Rafa Cabrera Bello, 19 holes					
2014 Accenture Match Play	T33				48,000
R1: lost to Harris English, 5 and 3					
2015 Cadillac Match Play	T9				150,000
G1: beat Matt Every, 1 Up					
G2: beat Mikko Ilonen, 1 Up					
G3: beat Jordan Spieth, 2 Up					
R4: lost to Danny Willett, 3 and 2					
2016 Dell Match Play	T38				63,000
G1: lost to Sergio Garcia, 1 Up					
G2: beat Marc Leishman, 1 Up					
G3: lost to Ryan Moore, 3 and 1					
2017 Dell Tech Match Play	T17				93,308
G1: lost to Marc Leishman, 3 and 2					
G2: beat Jason Day,					
G3: beat Pat Perez, 2 and 1					

2019 Dell Tech Match Play	T56				53,000
G1: lost to Xander Schauffele, 1 Up					
G2: tied Rafa Cabrera Bello, Tied					
G3: lost to Tyrrell Hatton, 3 and 1					
					1,643,308

Workday Championship at The Concession

1999 American Express	T4	73-67-71-73	284	E	176,667
2000 American Express	2	72-72-68-67	279	-9	500,000
2003 American Express	T35	72-71-71-75	289	+9	41,500
2004 American Express	T13	68-69-71-73	281	-7	90,000
2005 American Express	T51	71-75-75-68	289	+9	40,500
2006 American Express	T32	71-66-73-72	282	-2	61,000
2008 CA Championship	T34	71-72-72-68	283	-5	57,500
2009 CA Championship	T61	71-71-78-69	289	+1	39,550
2010 CA Championship	T30	74-68-74-69	285	-3	70,000
2011 Cadillac Championship	T18	70-74-70-68	282	-6	89,000
2012 Cadillac Championship	T29	76-67-68-72	283	-5	67,500
2013 Cadillac Championship	T25	73-69-71-71	284	-4	79,000
2014 Cadillac Championship	T34	75-79-70-70	294	+6	68,500
2015 Cadillac Championship	T12	71-72-70-75	288	E	123,000
2017 Mexico Championship	T28	67-71-66-78	282	-2	75,625
2019 Mexico Championship	T33	73-71-65-73	282	-2	78,000
2020 Mexico Championship	T22	69-70-70-70	279	-5	105,500
2021 Workday Championship	T61	74-69-77-76	296	+8	35,000
					1,797,842

FedEx St. Jude Invitational

1999 NEC Invitational	T33	74-72-70-72	288	+8	34,000
2000 NEC Invitational	T20	66-69-73-72	280	E	68,333
2001 NEC Invitational	W/D	70-78	148	+8	0
2002 NEC Invitational	T15	68-69-72-70	279	-5	60,875
2003 NEC Invitational	T46	70-70-73-73	286	+6	31,500
2004 NEC Invitational	T9	69-69-69-69	276	-4	116,000
2005 NEC Invitational	T24	73-72-63-74	282	+2	69,000
2006 Bridgestone Invit'l	W/D	79-67-74	220	+10	0
2007 Bridgestone Invit'l	T22	68-71-79-69	287	+7	66,250
2008 Bridgestone Invit'l	T2	70-65-67-69	271	-9	635,000
2009 Bridgestone Invit'l	9	69-71-70-65	275	-5	160,000
2010 Bridgestone Invit'l	W/D	71-76	147	+7	0
2011 Bridgestone Invit'l	T9	67-71-68-65	271	-9	152,500
2012 Bridgestone Invit'l	70	68-72-81-73	294	+14	42,000
2013 Bridgestone Invit'l	T40	71-71-71-72	285	+5	61,500
2014 Bridgestone Invit'l	T19	72-71-70-63	276	-4	89,000
2015 Bridgestone Invit'l	T17	68-70-73-68	279	-1	88,500
2017 Bridgestone Invit'l	T47	72-78-68-67	285	+5	57,000
					1,731,458

HSBC Champions

2010 HSBC Champions	2	66-70-67-67	270	-18	675,000
2011 HSBC Champions	T13	69-68-67-74	278	-10	90,000
2012 HSBC Champions	T6	70-67-61-72	270	-18	190,000
2014 HSBC Champions	T55	71-73-68-75	287	-1	46,250
2015 HSBC Champions	T20	70-73-69-73	285	-3	81,000
2016 HSBC Champions	T51	72-69-71-73	285	-3	49,000
2017 HSBC Champions	29	69-70-77-69	285	-3	75,000
					1,353,750
TOTAL					\$6,526,358



BERND WIESBERGER

Austria



HEIGHT: 6-2
WEIGHT: 189
BIRTHDATE: October 08, 1985
BIRTHPLACE: Vienna, Austria
RESIDENCE: Oberwart, Austria
TURNED PROFESSIONAL: 2006

BEST PGA TOUR CAREER FINISH: 4-2021 The RSM Classic.

INTERNATIONAL VICTORIES (10): 2010 Allianz Golf Open de Lyon [EurChall], Allianz Golf Open du Grand Toulouse [EurChall]. 2012 Ballantine's Championship [Eur], Lyoness Open [Eur]. 2013 CIMB Niaga Indonesian Masters [Asia]. 2015 Alstom Open de France [Eur]. 2017 Shenzhen International [Eur]. 2019 Made in Denmark presented by FREJA, Aberdeen Standard Investments Scottish Open, Italian Open.

WORLD GOLF CHAMPIONSHIPS CAREER SUMMARY					
Tournament	Position	Total Score	Total Score	Par	Money
Dell Technologies Match Play (4-7-2)					
2014 Accenture Match Play	T33				48,000
R1: lost to Matt Kuchar, 3 and 2					
2015 Cadillac Match Play	T34				63,500
G1: lost to Jamie Donaldson, 1 Up					
G2: beat Sergio Garcia, 2 and 1					
G3: lost to Tommy Fleetwood, 19 holes					
2016 Dell Match Play	T51				52,000
G1: lost to Andy Sullivan, 3 and 2					
G2: lost to Louis Oosthuizen, 2 and 1					
G3: tied Matt Jones, Tied					
2017 Dell Tech Match Play	T17				93,308
G1: beat Francesco Molinari, 2 Up					
G2: lost to Alex Noren, 3 and 2					
G3: beat Thongchai Jaidee, 1 Up					

2018 Dell Tech Match Play	T29				77,429
G1: beat Dustin Johnson, 3 and 1					
G2: lost to Kevin Kisner, 5 and 4					
G3: tied Adam Hadwin, Tied					
					334,236

Workday Championship at The Concession					
2015 Cadillac Championship	T31	74-74-71-72	291	+3	72,000
2016 Cadillac Championship	T14	72-69-74-71	286	-2	120,000
2017 Mexico Championship	T45	73-70-71-71	285	+1	59,000
2018 Mexico Championship	T30	73-71-72-66	282	-2	81,429
2020 Mexico Championship	T37	70-76-68-68	282	-2	56,200
2021 Workday Championship	T59	76-75-72-72	295	+7	36,250
					424,879

FedEx St. Jude Invitational					
2012 Bridgestone Invit'l	T55	70-71-74-72	287	+7	46,500
2015 Bridgestone Invit'l	T25	71-74-66-69	280	E	74,667
2017 Bridgestone Invit'l	T41	70-72-72-69	283	+3	63,000
2020 FedEx St Jude Invit'l	T74	71-73-75-70	289	+9	31,000
					215,167

HSBC Champions					
2012 HSBC Champions	T28	72-72-68-68	280	-8	57,500
2016 HSBC Champions	T17	70-66-69-70	275	-13	89,000
2017 HSBC Champions	T35	71-72-73-71	287	-1	67,000
2018 HSBC Champions	T9	71-70-70-71	282	-6	176,000
2020 HSBC Champions	T49	70-73-71-75	289	+1	56,500
					446,000
TOTAL					\$1,420,282



MATTHEW WOLFF

United States



HEIGHT: 6-0
WEIGHT:
BIRTHDATE: April 14, 1999
BIRTHPLACE: Agoura Hills, California
RESIDENCE: Jupiter, Florida
TURNED PROFESSIONAL: 2019

PGA TOUR VICTORIES (1): 2019 3M Open.

WORLD GOLF CHAMPIONSHIPS CAREER SUMMARY					
Tournament	Position	Total Score	Total Score	Par	Money
Workday Championship at The Concession					
2021 Workday Championship	W/D				0

FedEx St. Jude Invitational					
2019 FedEx St Jude Invit'l	T24	72-70-65-69	276	-4	103,000
2020 FedEx St Jude Invit'l	T49	69-74-65-72	280	E	44,000
					147,000
TOTAL					\$147,000



WILL ZALATORIS

United States



HEIGHT: 6-2
WEIGHT: 165
BIRTHDATE: August 16, 1996
BIRTHPLACE: San Francisco, California
RESIDENCE: Plano, Texas
TURNED PROFESSIONAL: 2018

BEST PGA TOUR CAREER FINISH: 5-2021 Shriners Hospitals.

KORN FERRY TOUR VICTORIES (1): 2020 TPC Colorado Championship.

WORLD GOLF CHAMPIONSHIPS CAREER SUMMARY					
Tournament	Position	Total Score	Total Score	Par	Money
Workday Championship at The Concession					
2021 Workday Championship	T22	72-69-68-73	282	-6	100,833
					100,833
TOTAL					\$100,833

World Golf Championships



The formidable par-3 4th hole at Austin Country Club.

Workday Championship at The Concession Media Facts

EVENT: World Golf Championships-Workday Championship at The Concession (WGC-Workday Championship on second reference).

Each year, the tournament attracts the top golfers from around the world including the best players in the Official World Golf Ranking, leading money winners from respective sanctioning tours, and the top 30 finishers in the previous year's FedExCup Points List.

The tournament, as one of four World Golf Championships events, offers one of the most premier, international fields in the game of golf. In addition to featuring the highest-ranked athletes in the sport, exemptions are given to players from a range of countries, offering the chance for those players to test their game against the best of the best. The WGC-Workday Championship is one of four World Golf Championships sanctioned and organized by the operational committee of the International Federation of PGA Tours, which includes the Asian Tour, European Tour, Japan Golf Tour, PGA TOUR, PGA Tour of Australasia and Sunshine Tour. In addition to the WGC-Workday Championship, the other World Golf Championships include the Dell Technologies Match Play (Austin, Texas), the FedEx St. Jude Invitational (Memphis, Tennessee) and the HSBC Champions (China).



DATE: February 25-28, 2021

2021 CHAMPION: Collin Morikawa, 270, 18-under, fourth PGA TOUR victory and first World Golf Championships victory

SITE: The Concession Golf Club, Bradenton, Florida, USA

Named "Best New Private Course" by Golf Digest during its opening year in 2006, The Concession was designed in honor of the 1969 Ryder Cup, where Jack Nicklaus conceded a putt to Tony Jacklin. That gesture, known as "the concession," rendered the two teams in a tie – the first in Ryder Cup history – and became known as one of the greatest acts of sportsmanship ever. Nicklaus and Jacklin teamed to design The Concession, home to some of the best golf in Florida.

The club has hosted a number of prestigious events including the 2015 NCAA Division I Men's Golf Championships, won by LSU. SMU's Bryson DeChambeau captured the individual title.

PAR/YARDAGE: Par: 36-36=72/7,564

ARCHITECT: Jack Nicklaus in association with Tony Jacklin - 2006

FORMAT: Four-day, 72-hole stroke-play competition; no cut

PURSE: \$10.50 million (US); \$1.82 million to the winner
Prize money will be considered official on each player's home Tour

ELIGIBILITY: Minimum 72-player field

- The top 50 players, including any players tied for 50th place, from the Official World Golf Ranking as of February 15, 2021.
- The top 50 players, including any players tied for 50th place, from the Official World Golf Ranking as of February 22, 2021.
- The top 30 players from the final 2019–2020 FedExCup Points List.
- The top 10 players from the FedExCup Points List as of February 22, 2021.
- The top 20 players from the final 2020 Race to Dubai Ranking.
- The top 10 players from the Race to Dubai Ranking as of February 15, 2021.
- The top 2 players from the final 2020 Japan Golf Tour Order of Merit, not otherwise exempt.
- The top 2 players from the final 2020 Australasian Tour Order of Merit, not otherwise exempt.
- The top 2 players from the final 2019/2020 Sunshine Tour Order of Merit, not otherwise exempt.
- The top 2 players from the final 2020 Asian Tour Order of Merit, not otherwise exempt.
- The highest ranked available player from Mexico from the Official World Golf Ranking as of February 15, 2021. If the highest ranked available player from Mexico from the Official World Golf Ranking is otherwise eligible, the next highest ranked available player from Mexico within the top 300 on the Official World Golf Ranking as of February 15, 2021.
- If there are less than 72 players entered through the categories listed above, then the next highest ranked available players from the Official World Golf Rankings as of Monday, February 22, 2021 will become eligible as required to fill the field to 72 players.

Workday Championship at The Concession Media Facts

EVENT: World Golf Championships-Workday Championship at The Concesssion (WGC-Workday Championship on second reference).

Each year, the tournament attracts the top golfers from around the world including the best players in the Official World Golf Ranking, leading money winners from respective sanctioning tours, and the top 30 finishers in the previous year's FedExCup Points List.

The tournament, as one of four World Golf Championships events, offers one of the most premier, international fields in the game of golf. In addition to featuring the highest-ranked athletes in the sport, exemptions are given to players from a range of countries, offering the chance for those players to test their game against the best of the best. The WGC-Workday Championship is one of four World Golf Championships sanctioned and organized by the operational committee of the International Federation of PGA Tours, which includes the Asian Tour, European Tour, Japan Golf Tour, PGA TOUR, PGA Tour of Australasia and Sunshine Tour. In addition to the WGC-Workday Championship, the other World Golf Championships include the Dell Technologies Match Play (Austin, Texas), the FedEx St. Jude Invitational (Memphis, Tennessee) and the HSBC Champions (China).

DATE: February 25-28, 2021

2021 CHAMPION: Collin Morikawa, 270, 18-under, fourth PGA TOUR victory and first World Golf Championships victory

SITE: The Concession Golf Club, Bradenton, Florida, USA

Named "Best New Private Course" by Golf Digest during its opening year in 2006, The Concession was designed in honor of the 1969 Ryder Cup, where Jack Nicklaus conceded a putt to Tony Jacklin. That gesture, known as "the concession," rendered the two teams in a tie – the first in Ryder Cup history – and became known as one of the greatest acts of sportsmanship ever. Nicklaus and Jacklin teamed to design The Concession, home to some of the best golf in Florida.

The club has hosted a number of prestigious events including the 2015 NCAA Division I Men's Golf Championships, won by LSU. SMU's Bryson DeChambeau captured the individual title.

PAR/YARDAGE: Par: 36-36=72/7,564

ARCHITECT: Jack Nicklaus in association with Tony Jacklin - 2006

FORMAT: Four-day, 72-hole stroke-play competition; no cut

PURSE: \$10.50 million (US); \$1.82 million to the winner
Prize money will be considered official on each player's home Tour

ELIGIBILITY: Minimum 72-player field

- The top 50 players, including any players tied for 50th place, from the Official World Golf Ranking as of February 15, 2021.
- The top 50 players, including any players tied for 50th place, from the Official World Golf Ranking as of February 22, 2021.
- The top 30 players from the final 2019–2020 FedExCup Points List.
- The top 10 players from the FedExCup Points List as of February 22, 2021.
- The top 20 players from the final 2020 Race to Dubai Ranking.
- The top 10 players from the Race to Dubai Ranking as of February 15, 2021.
- The top 2 players from the final 2020 Japan Golf Tour Order of Merit, not otherwise exempt.
- The top 2 players from the final 2020 Australasian Tour Order of Merit, not otherwise exempt.
- The top 2 players from the final 2019/2020 Sunshine Tour Order of Merit, not otherwise exempt.
- The top 2 players from the final 2020 Asian Tour Order of Merit, not otherwise exempt.
- The highest ranked available player from Mexico from the Official World Golf Ranking as of February 15, 2021. If the highest ranked available player from Mexico from the Official World Golf Ranking is otherwise eligible, the next highest ranked available player from Mexico within the top 300 on the Official World Golf Ranking as of February 15, 2021.
- If there are less than 72 players entered through the categories listed above, then the next highest ranked available players from the Official World Golf Rankings as of Monday, February 22, 2021 will become eligible as required to fill the field to 72 players.

2021 Workday Championship at The Concession

The Concession Golf Club, Bradenton, Florida Purse: \$10,500,000 Par/Yards: 36-36--72/7,564 February 25-28, 2021

LEADERS	First Round	Second Round	Third Round
	Webb Simpson..... 66 (-6)	Brooks Koepka..... 133 (-11)	Collin Morikawa 201 (-15)
	Matthew Fitzpatrick..... 66 (-6)	Cameron Smith..... 134 (-10)	Brooks Koepka..... 203 (-13)
	Brooks Koepka..... 67 (-5)	Billy Horschel..... 134 (-10)	Billy Horschel..... 203 (-13)
	Sergio Garcia..... 67 (-5)	Collin Morikawa 134 (-10)	Webb Simpson..... 204 (-12)
	Billy Horschel..... 67 (-5)	Tony Finau..... 135 (-9)	Rory McIlroy..... 205 (-11)
	Kevin Kisner..... 67 (-5)	Webb Simpson..... 135 (-9)	Patrick Reed..... 205 (-11)
	Collin Morikawa 70 (-2)	Matthew Fitzpatrick..... 135 (-9)	



CUT: No cut. 71 professionals completed 72 holes.

WEATHER: Thursday: Sunny. High of 78. Wind NW 8-16 mph. **Friday:** Mostly sunny. High of 83. Wind SW 6-12 mph. **Saturday:** Mostly sunny. High of 87. Wind S 10-20 mph. **Sunday:** Mostly sunny. High of 88. Wind SSW 10-20 mph.

Winner: Collin Morikawa 70-64-67-69 270 (-18) 550 pts. \$1,820,000

Collin Morikawa..... 1	70 64 67 69 270 (-18)	550	\$1,820,000	Trevor Simsby..... T37	74 70 70 72 286 (-2)	--	\$59,000
Viktor Hovland..... T2	71 69 66 67 273 (-15)	218	\$783,333	Frederick van Rooyen..... T37	71 75 72 68 286 (-2)	21	\$59,000
Brooks Koepka..... T2	67 66 70 70 273 (-15)	218	\$783,333	Xander Schauffele..... T39	71 72 73 71 287 (-1)	19	\$55,000
Billy Horschel..... T2	67 67 69 70 273 (-15)	218	\$783,333	Marc Leishman..... T39	72 70 74 71 287 (-1)	19	\$55,000
Scottie Scheffler..... 5	69 70 67 68 274 (-14)	115	\$430,000	Kevin Kisner..... T41	67 69 80 72 288 (0)	16	\$52,500
Rory McIlroy..... T6	69 70 66 71 276 (-12)	96	\$320,667	Jason Scrivener..... T41	75 68 70 75 288 (0)	--	\$52,500
Webb Simpson..... T6	66 69 69 72 276 (-12)	96	\$320,667	Gary Woodland..... 43	71 69 71 78 289 (1)	15	\$51,000
Louis Oosthuizen..... T6	69 68 70 69 276 (-12)	96	\$320,667	Tommy Fleetwood..... T44	75 72 68 75 290 (2)	12	\$48,500
Jason Kokrak..... T9	70 69 69 69 277 (-11)	81	\$237,500	Matt Kuchar..... T44	73 72 69 76 290 (2)	12	\$48,500
Patrick Reed..... T9	68 68 69 72 277 (-11)	81	\$237,500	Brandon Stone..... T44	71 74 74 71 290 (2)	--	\$48,500
Kevin Na..... T11	73 69 69 67 278 (-10)	69	\$189,667	Mackenzie Hughes..... T44	73 73 69 75 290 (2)	12	\$48,500
Cameron Smith..... T11	68 66 77 67 278 (-10)	69	\$189,667	David Lipsky..... T48	70 76 74 71 291 (3)	--	\$44,500
Matthew Fitzpatrick..... T11	66 69 71 72 278 (-10)	69	\$189,667	Yuki Inamori..... T48	73 68 82 78 291 (3)	--	\$44,500
Tony Finau..... 14	68 67 72 72 279 (-9)	62	\$165,000	Cameron Champ..... T48	72 70 72 77 291 (3)	10	\$44,500
Hideki Matsuyama..... T15	72 66 68 74 280 (-8)	57	\$147,333	Shane Lowry..... T48	72 70 76 73 291 (3)	10	\$44,500
Justin Thomas..... T15	73 66 70 71 280 (-8)	57	\$147,333	Wade Ormsby..... T52	68 74 78 72 292 (4)	--	\$41,500
Carlos Ortiz..... T15	73 72 69 66 280 (-8)	57	\$147,333	Victor Perez..... T52	69 75 75 73 292 (4)	--	\$41,500
Brendon Todd..... T18	74 71 67 69 281 (-7)	51	\$125,500	Ryan Palmer..... T54	71 72 78 72 293 (5)	7	\$38,300
Jason Day..... T18	71 69 69 72 281 (-7)	51	\$125,500	Justin Rose..... T54	73 71 76 73 293 (5)	7	\$38,300
Abraham Ancer..... T18	71 66 70 74 281 (-7)	51	\$125,500	Bubba Watson..... T54	77 72 70 74 293 (5)	7	\$38,300
Aaron Rai..... T18	72 70 69 70 281 (-7)	--	\$125,500	Adam Scott..... T54	72 72 72 77 293 (5)	7	\$38,300
Will Zalatoris..... T22	72 69 68 73 282 (-6)	--	\$100,833	Dustin Johnson..... T54	77 69 69 78 293 (5)	7	\$38,300
Bryson DeChambeau..... T22	77 64 72 69 282 (-6)	41	\$100,833	Rafa Cabrera Bello..... T59	74 73 73 75 295 (7)	6	\$36,250
Sebastián Muñoz..... T22	69 72 70 71 282 (-6)	41	\$100,833	Bernd Wiesberger..... T59	76 75 72 72 295 (7)	--	\$36,250
Max Homa..... T22	73 70 67 72 282 (-6)	41	\$100,833	Lee Westwood..... T61	74 69 77 76 296 (8)	5	\$35,000
Lanto Griffin..... T22	70 72 71 69 282 (-6)	41	\$100,833	Brad Kennedy..... T61	81 73 69 73 296 (8)	--	\$35,000
Tyrrell Hatton..... T22	70 73 70 69 282 (-6)	41	\$100,833	Robert MacIntyre..... T61	74 72 78 72 296 (8)	--	\$35,000
Thomas Detry..... T28	70 73 70 70 283 (-5)	--	\$82,500	Sami Valimaki..... T64	72 76 72 77 297 (9)	--	\$33,875
Min Woo Lee..... T28	74 71 66 72 283 (-5)	--	\$82,500	Laurie Canter..... T64	72 75 76 74 297 (9)	--	\$33,875
Sungjae Im..... T28	68 74 69 72 283 (-5)	33	\$82,500	Harris English..... 66	78 69 71 80 298 (10)	4	\$33,500
Joaquin Niemann..... T28	69 72 73 69 283 (-5)	33	\$82,500	Rasmus Hojgaard..... 67	74 73 71 82 300 (12)	--	\$33,250
Christiaan Bezuidenhout... T32	71 72 71 70 284 (-4)	--	\$72,000	Andy Sullivan..... T68	78 77 73 73 301 (13)	--	\$32,875
Jon Rahm..... T32	68 76 72 68 284 (-4)	27	\$72,000	JC Ritchie..... T68	78 73 72 78 301 (13)	--	\$32,875
Sergio Garcia..... T32	67 74 67 76 284 (-4)	27	\$72,000	Lucas Herbert..... 70	77 77 74 74 302 (14)	--	\$32,500
Chan Kim..... T35	71 71 72 71 285 (-3)	--	\$64,500	Daniel van Tonder..... 71	76 73 75 79 303 (15)	--	\$32,250
Daniel Berger..... T35	73 71 69 72 285 (-3)	23	\$64,500	Matthew Wolff..... W/D	83 83 (11)	--	--

2020 Mexico Championship

Club de Golf Chapultepec, Mexico City, Mexico Purse: \$10,500,000 Par/Yardage: 35-36--71/7355 February 20-23

LEADERS		First Round	Second Round	Third Round
	Rory McIlroy.....	65 (-6)	Bryson DeChambeau.....	131 (-11)
	Bubba Watson.....	67 (-4)	Frederick van Rooyen.....	132 (-10)
	Justin Thomas.....	67 (-4)	Patrick Reed.....	132 (-10)
	Corey Conners.....	68 (-3)	Justin Thomas.....	133 (-9)
	Louis Oosthuizen.....	68 (-3)	Hideki Matsuyama.....	133 (-9)
	Billy Horschel.....	68 (-3)		
	Bryson DeChambeau.....	68 (-3)		
	Patrick Reed.....	69 (-2)		
				Justin Thomas.....
				198 (-15)
				Patrick Reed.....
				199 (-14)
				Frederick van Rooyen.....
				199 (-14)
				Jon Rahm.....
				202 (-11)
				Rory McIlroy.....
				202 (-11)
				Bryson DeChambeau.....
				202 (-11)



CUT: All 72 professionals completed 72 holes.

WEATHER: Thursday: Sunny. High of 81. Wind NE 8-16 mph, with gusts to 22 mph. **Friday:** Mostly sunny. High of 74. Wind NNE 8-16 mph. **Saturday:** Sunny. High of 78. Wind ENE 5-10 mph. **Sunday:** Sunny. High of 82. Wind E 5-10 mph.

Winner: Patrick Reed 69 63 67 67 266 (-18) 550 pts. \$1,820,000

Patrick Reed.....	1	69	63	67	67	266 (-18)	550	\$1,820,000	Matthew Fitzpatrick.....	T37	72	70	70	70	282 (-2)	19	\$56,200
Bryson DeChambeau.....	2	68	63	71	65	267 (-17)	315	\$1,150,000	Brendon Todd.....	T37	72	71	71	68	282 (-2)	19	\$56,200
Frederick van Rooyen.....	T3	70	62	67	70	269 (-15)	--	\$600,000	Bernd Wiesberger.....	T37	70	76	68	68	282 (-2)	--	\$56,200
Jon Rahm.....	T3	72	69	61	67	269 (-15)	170	\$600,000	Shaun Norris.....	T37	75	68	70	69	282 (-2)	--	\$56,200
Rory McIlroy.....	5	65	69	68	68	270 (-14)	115	\$430,000	Sergio Garcia.....	T37	74	72	70	66	282 (-2)	19	\$56,200
Tyrell Hatton.....	T6	69	68	66	68	271 (-13)	96	\$320,667	Marc Leishman.....	T42	74	70	68	71	283 (-1)	13	\$49,500
Hideki Matsuyama.....	T6	69	64	71	67	271 (-13)	96	\$320,667	Branden Grace.....	T42	71	71	71	70	283 (-1)	13	\$49,500
Justin Thomas.....	T6	67	66	65	73	271 (-13)	96	\$320,667	Collin Morikawa.....	T42	72	70	72	69	283 (-1)	13	\$49,500
Billy Horschel.....	T9	68	71	68	65	272 (-12)	81	\$237,500	Robert MacIntyre.....	T42	76	68	70	69	283 (-1)	--	\$49,500
Kevin Na.....	T9	71	68	65	68	272 (-12)	81	\$237,500	Danny Willett.....	T42	73	68	70	72	283 (-1)	13	\$49,500
Paul Casey.....	11	69	68	66	70	273 (-11)	73	\$205,000	Matthias Schwab.....	T42	71	68	74	70	283 (-1)	--	\$49,500
Gary Woodland.....	T12	70	69	65	71	275 (-9)	67	\$182,000	Zach Murray.....	T48	71	69	69	75	284 (0)	--	\$45,500
Abraham Ancer.....	T12	70	70	67	68	275 (-9)	67	\$182,000	Dustin Johnson.....	T48	76	71	67	70	284 (0)	10	\$45,500
Xander Schauffele.....	T14	72	72	66	66	276 (-8)	61	\$160,000	Corey Conners.....	50	68	70	72	75	285 (1)	10	\$44,000
Sebastián Muñoz.....	T14	71	66	72	67	276 (-8)	61	\$160,000	Jason Kokrak.....	T51	73	70	73	70	286 (2)	9	\$42,500
Carlos Ortiz.....	T16	75	68	66	68	277 (-7)	56	\$143,500	Louis Oosthuizen.....	T51	68	71	76	71	286 (2)	9	\$42,500
Rafa Cabrera Bello.....	T16	71	71	67	68	277 (-7)	56	\$143,500	Charles Howell III.....	T53	75	74	68	70	287 (3)	7	\$39,100
Bubba Watson.....	T18	67	72	71	68	278 (-6)	51	\$125,500	Francesco Molinari.....	T53	72	74	71	70	287 (3)	7	\$39,100
Kevin Kisner.....	T18	73	69	67	69	278 (-6)	51	\$125,500	Jazz Janewattananond.....	T53	73	73	73	68	287 (3)	--	\$39,100
Benjamin Hebert.....	T18	73	70	65	70	278 (-6)	--	\$125,500	Victor Perez.....	T53	81	70	66	70	287 (3)	--	\$39,100
Tommy Fleetwood.....	T18	70	69	70	69	278 (-6)	51	\$125,500	Kurt Kitayama.....	T53	76	70	72	69	287 (3)	--	\$39,100
Brandt Snedeker.....	T22	76	69	70	64	279 (-5)	43	\$105,500	Matt Wallace.....	T58	74	77	71	66	288 (4)	6	\$36,500
Matt Kuchar.....	T22	75	67	67	70	279 (-5)	43	\$105,500	Lucas Herbert.....	T58	75	70	74	69	288 (4)	--	\$36,500
Lee Westwood.....	T22	69	70	70	70	279 (-5)	--	\$105,500	Jordan Spieth.....	T58	74	73	70	71	288 (4)	6	\$36,500
Cameron Smith.....	T22	73	73	69	64	279 (-5)	43	\$105,500	Shugo Imahira.....	T61	74	70	70	75	289 (5)	--	\$35,000
Zander Lombard.....	T26	73	68	69	70	280 (-4)	--	\$90,000	Lucas Glover.....	T61	71	73	76	69	289 (5)	5	\$35,000
Scottie Scheffler.....	T26	73	70	67	70	280 (-4)	37	\$90,000	Webb Simpson.....	T61	72	73	74	70	289 (5)	5	\$35,000
Adam Scott.....	T26	74	68	68	70	280 (-4)	37	\$90,000	Pablo Larrazabal.....	64	71	74	70	75	290 (6)	--	\$34,000
Chez Reavie.....	T29	71	73	67	70	281 (-3)	28	\$73,500	Scott Hend.....	65	72	75	75	70	292 (8)	--	\$33,750
Justin Harding.....	T29	71	71	67	72	281 (-3)	--	\$73,500	Michael Lorenzo-Vera.....	66	76	73	72	73	294 (10)	--	\$33,500
Ryan Fox.....	T29	72	68	73	68	281 (-3)	--	\$73,500	Jorge Campillo.....	67	77	74	69	75	295 (11)	--	\$33,250
Christiaan Bezuidenhout.....	T29	72	72	70	67	281 (-3)	--	\$73,500	Ryo Ishikawa.....	68	80	72	73	71	296 (12)	--	\$33,000
Sungjae Im.....	T29	69	72	70	70	281 (-3)	28	\$73,500	Graeme McDowell.....	T69	76	74	75	72	297 (13)	4	\$32,625
Lanto Griffin.....	T29	72	69	70	70	281 (-3)	28	\$73,500	Marcus Kinhult.....	T69	75	74	75	73	297 (13)	--	\$32,625
Byeong Hun An.....	T29	75	69	72	65	281 (-3)	28	\$73,500	Sung Kang.....	71	76	76	72	75	299 (15)	3	\$32,250
Shane Lowry.....	T29	72	69	71	69	281 (-3)	28	\$73,500	Tae Hee Lee.....	72	80	73	74	76	303 (19)	--	\$32,000

2019 Mexico Championship

Club de Golf Chapultepec, Mexico City, Mexico Purse: \$10,250,000 Par/Yards: 35-36-71/7,330 Feb. 20-24

LEADERS	First Round	Second Round	Third Round
	Rory McIlroy 63 (-8)	Dustin Johnson 131 (-11)	Dustin Johnson 197 (-16)
	Dustin Johnson 64 (-7)	Matt Kuchar 133 (-9)	Rory McIlroy 201 (-12)
	Matt Kuchar 66 (-5)	Rory McIlroy 133 (-9)	Patrick Cantlay 204 (-9)
	Justin Thomas 66 (-5)	Tommy Fleetwood 135 (-7)	Sergio Garcia 204 (-9)
	George Coetzee 67 (-4)	Sergio Garcia 135 (-7)	Patrick Reed 204 (-9)
	Tyrrell Hatton 67 (-4)	Ian Poulter 136 (-6)	Cameron Smith 204 (-9)
		Cameron Smith 136 (-6)	Kiradech Aphibarnrat 205 (-8)
			Ian Poulter 205 (-8)



CUT: No cut. 71 of 72 professionals completed 72 holes.

WEATHER: Thursday: Sunny. High of 79. Wind SSW 8-12 mph, with gusts to 16 mph. Friday: Partly cloudy. High of 79. Wind SE at 5-10 mph. Saturday: Partly cloudy. High of 79. Wind SE at 5-10 mph. Sunday: Sunny in the morning. Cloudy in the afternoon. High of 76. Wind NE at 6-12 mph.

Winner: Dustin Johnson 64-67-66-66 263 (-21) 550pts. \$1,745,000

Dustin Johnson1	64-67-66-66 263	550.00	\$1,745,000.00	Kevin Na T36	72-75-66-70 283	21.53	\$75,000.00
Rory McIlroy2	63-70-68-67 268	315.00	1,095,000.00	Erik van Rooyen T36	72-68-74-69 283		75,000.00
Kiradech Aphibarnrat T3	68-69-68-68 273	151.66	472,000.00	Abraham Ancer T39	71-72-71-70 284	16.43	70,500.00
Paul Casey T3	71-72-65-65 273	151.66	472,000.00	Alexander Björk T39	75-70-72-67 284		70,500.00
Ian Poulter T3	68-68-69-68 273	151.66	472,000.00	Shugo Imahira T39	73-67-73-71 284		70,500.00
Patrick Cantlay T6	72-67-65-70 274	96.33	261,666.67	Russell Knox T39	72-72-70-70 284	16.43	70,500.00
Sergio Garcia T6	69-66-69-70 274	96.33	261,666.67	Phil Mickelson T39	79-65-72-68 284	16.43	70,500.00
Cameron Smith T6	69-67-68-70 274	96.33	261,666.66	Webb Simpson T39	73-72-68-71 284	16.43	70,500.00
Justin Thomas9	66-73-74-62 275	83.00	201,000.00	Byeong Hun An T45	77-74-64-70 285	11.33	65,000.00
Keegan Bradley T10	69-73-69-65 276	71.25	161,500.00	Billy Horschel T45	68-76-70-71 285	11.33	65,000.00
David Lipsky T10	68-71-68-69 276		161,500.00	Jake McLeod T45	70-69-76-70 285		65,000.00
Joost Luiten T10	71-67-74-64 276		161,500.00	Thorbjørn Olesen T45	72-74-68-71 285		65,000.00
Tiger Woods T10	71-66-70-69 276	71.25	161,500.00	Jon Rahm T45	72-72-72-69 285	11.33	65,000.00
Charles Howell III T14	69-68-73-67 277	59.33	128,000.00	Matt Kuchar50	66-67-79-74 286	9.63	62,000.00
Patrick Reed T14	72-68-64-73 277	59.33	128,000.00	Joshua Koldaira T51	75-72-76-64 287	8.50	60,000.00
Xander Schauffele T14	69-73-66-69 277	59.33	128,000.00	Aaron Rai T51	70-74-71-72 287		60,000.00
Francesco Molinari T17	71-67-70-70 278	54.00	115,500.00	Richard Sterne T51	69-68-74-76 287		60,000.00
Gary Woodland T17	71-71-67-69 278	54.00	115,500.00	Jordan Spieth T54	75-69-75-69 288	7.08	57,500.00
Rafa Cabrera Bello T19	76-69-66-68 279	47.38	103,750.00	Henrik Stenson T54	72-73-71-72 288	7.08	57,500.00
Tommy Fleetwood T19	70-65-72-72 279	47.38	103,750.00	George Coetzee T56	67-74-74-75 290		55,500.00
Tyrrell Hatton T19	67-70-72-70 279	47.38	103,750.00	Bryson DeChambeau T56	75-73-73-69 290	6.46	55,500.00
HaoTong Li T19	69-72-71-67 279		103,750.00	Emiliano Grillo T58	76-73-69-73 291	6.00	53,500.00
Hideki Matsuyama T19	72-70-67-70 279	47.38	103,750.00	Kyle Stanley T58	73-72-72-74 291	6.00	53,500.00
Aaron Wise T19	73-68-71-67 279	47.38	103,750.00	Adrian Otaegui T60	77-74-71-70 292		51,750.00
Tony Finau T25	73-69-69-69 280	39.38	93,250.00	Shubhankar Sharma T60	70-77-70-75 292		51,750.00
Louis Oosthuizen T25	72-66-69-73 280	39.38	93,250.00	Marc Leishman T62	77-75-69-72 293	4.98	50,500.00
Matthew Fitzpatrick T27	72-71-68-70 281		85,000.00	Shane Lowry T62	70-76-72-75 293	4.98	50,500.00
Kevin Kisner T27	73-67-70-71 281	32.58	85,000.00	Alex Noren T62	71-74-74-74 293	4.98	50,500.00
Patton Kizzire T27	69-73-70-69 281	32.58	85,000.00	Tom Lewis T65	74-73-77-70 294		49,625.00
Brooks Koepka T27	73-70-69-69 281	32.58	85,000.00	Chez Reavie T65	75-76-72-71 294	4.42	49,625.00
Bubba Watson T27	70-75-66-70 281	32.58	85,000.00	Ryan Fox T67	72-72-75-76 295		49,125.00
Danny Willett T27	71-69-70-71 281	32.58	85,000.00	Eddie Pepperell T67	77-70-73-75 295		49,125.00
Branden Grace T33	71-71-69-71 282	25.12	78,000.00	Lucas Bjerregaard69	76-76-72-73 297		48,750.00
Matt Wallace T33	74-71-70-67 282		78,000.00	Matthew Millar70	74-82-74-71 301		48,500.00
Lee Westwood T33	73-71-65-73 282		78,000.00	Shaun Norris71	79-80-73-72 304		48,250.00
Rickie Fowler T36	71-73-68-71 283	21.53	75,000.00				

2018 Mexico Championship

Club de Golf Chapultepec, Mexico City, Mexico Purse: \$10,000,000 Par/Yards: 35-36-71/7,330 Feb. 26 - March 4

LEADERS	First Round	Second Round	Third Round
	Louis Oosthuizen 64 (-7)	Shubhankar Sharma 131 (-11)	Shubhankar Sharma 200 (-13)
	Chris Paisley 65 (-6)	Rafa Cabrera Bello 133 (-9)	Rafa Cabrera Bello 202 (-11)
	Xander Schauffele 65 (-6)	Sergio Garcia 133 (-9)	Sergio Garcia 202 (-11)
	Shubhankar Sharma 65 (-6)	Xander Schauffele 133 (-9)	Tyrrell Hatton 202 (-11)
	Kiradech Aphibarnrat 66 (-5)	Kiradech Aphibarnrat 135 (-7)	Phil Mickelson 202 (-11)
	Rafa Cabrera Bello 66 (-5)	Brian Harman 135 (-7)	
	Phil Mickelson 69 (-2)	Dustin Johnson 135 (-7)	
		Louis Oosthuizen 135 (-7)	
		Pat Perez 135 (-7)	
		Brendan Steele 135 (-7)	
		Bubba Watson 135 (-7)	
		Phil Mickelson 137 (-5)	



CUT: No cut. All 64 professionals completed 72 holes.

WEATHER: Thursday: Partly cloudy. High of 79. Wind NE 6-12 mph, with gusts to 20 mph. Friday: Mostly sunny. High of 77. Wind ENE 5-10 mph. Saturday: Mostly sunny. High of 78. Wind ENE 5-10 mph. Sunday: Mostly sunny. High of 79. Wind ENE 5-10 mph.

Winner: Phil Mickelson 69-68-65-66 268 (-16) 550 pts. \$1,700,000

Phil Mickelson 1	69-68-65-66 268	550.00	\$1,700,000.00	Kevin Chappell T30	73-70-72-67 282	26.87	\$81,428.57
Justin Thomas 2	72-70-62-64 268	315.00	1,072,000.00	Matthew Fitzpatrick .. T30	71-69-74-68 282		81,428.57
Rafa Cabrera Bello T3	66-67-69-67 269	170.00	510,500.00	Branden Grace T30	72-69-73-68 282	26.87	81,428.57
Tyrrell Hatton T3	70-68-64-67 269	170.00	510,500.00	Bernad Wiersberger T30	73-71-72-66 282		81,428.57
Kiradech Aphibarnrat .. T5	66-69-71-65 271		330,500.00	Rickie Fowler T37	68-70-70-75 283	17.00	73,000.00
Brian Harman T5	68-67-68-68 271	110.00	330,500.00	Marc Leishman T37	69-68-69-77 283	17.00	73,000.00
Sergio Garcia T7	68-65-69-70 272	92.00	239,750.00	Joost Luiten T37	72-71-68-72 283		73,000.00
Dustin Johnson T7	69-66-68-69 272	92.00	239,750.00	Chris Paisley T37	65-75-71-72 283		73,000.00
Adam Hadwin T9	70-71-67-66 274	78.00	182,000.00	Thomas Pieters T37	69-68-74-72 283	17.00	73,000.00
Shubhankar Sharma T9	65-66-69-74 274		182,000.00	Patrick Reed T37	72-74-68-69 283	17.00	73,000.00
Bubba Watson T9	69-66-72-67 274	78.00	182,000.00	Justin Rose T37	71-72-73-67 283	17.00	73,000.00
Paul Casey T12	73-68-68-66 275	67.00	150,500.00	Webb Simpson T37	72-70-73-68 283	17.00	73,000.00
Patton Kizzire T12	69-69-71-66 275	67.00	150,500.00	Peter Uihlein T37	74-72-70-67 283	17.00	73,000.00
Daniel Berger T14	69-68-72-67 276	58.25	126,500.00	Ross Fisher T46	71-68-69-76 284	11.61	67,500.00
Tommy Fleetwood T14	72-71-67-66 276	58.25	126,500.00	Yuta Ikeda T46	73-74-68-69 284		67,500.00
Alex Noren T14	69-70-71-66 276	58.25	126,500.00	David Lipsky T48	70-71-71-73 285		65,500.00
Jordan Spieth T14	70-67-69-70 276	58.25	126,500.00	Charl Schwartzel T48	71-69-70-75 285	10.48	65,500.00
Adam Bland T18	70-67-71-69 277		114,500.00	Wade Ormsby T50	79-67-69-71 286		63,500.00
Xander Schauffele T18	65-68-70-74 277	52.50	114,500.00	Gary Woodland T50	74-71-73-68 286	9.35	63,500.00
Charley Hoffman T20	70-66-70-72 278	46.46	104,300.00	Abraham Ancer T52	71-76-71-69 287	8.21	61,500.00
Pat Perez T20	68-67-68-75 278	46.46	104,300.00	Chez Reavie T52	72-73-68-74 287	8.21	61,500.00
Jon Rahm T20	67-71-70-70 278	46.46	104,300.00	Satoshi Kodaira 54	72-73-73-70 288		60,000.00
Brendan Steele T20	69-66-71-72 278	46.46	104,300.00	Jason Dufner T55	72-72-68-79 291	6.57	58,000.00
Jhonattan Vegas T20	70-68-69-71 278	46.46	104,300.00	Paul Dunne T55	73-75-72-71 291		58,000.00
Francesco Molinari ... T25	71-70-70-68 279	39.38	95,250.00	Dylan Frittelli T55	73-70-71-77 291		58,000.00
Kyle Stanley T25	71-65-71-72 279	39.38	95,250.00	Russell Henley T58	69-69-75-79 292	6.00	55,500.00
Jorge Campillo T27	72-71-69-68 280		91,000.00	Matt Kuchar T58	74-74-73-71 292	6.00	55,500.00
Tony Finau T27	68-70-68-74 280	35.98	91,000.00	Yusaku Miyazato T60	77-72-74-70 293		53,500.00
Kevin Kisner 29	70-71-66-74 281	33.43	88,000.00	Brandon Stone T60	75-76-71-71 293		53,500.00
Louis Oosthuizen T30	64-71-76-71 282	26.87	81,428.58	Brett Rumford 62	78-74-72-73 297		52,500.00
Dean Burmester T30	73-70-74-65 282		81,428.57	HaoTong Li 63	73-79-73-73 298		52,000.00
Patrick Cantlay T30	70-75-71-66 282	26.87	81,428.57	Gavin Kyle Green 64	78-73-74-74 299		51,500.00

2017 Mexico Championship

Club de Golf Chapultepec, Mexico City, Mexico

Purse: \$9,750,000

Par/Yards: 35-36-71/7,330

Feb. 27 - March 5

LEADERS	First Round	Second Round	Third Round
	Ross Fisher 67 (-4)	Rory McIlroy 133 (-9)	Justin Thomas 201 (-12)
	Phil Mickelson 67 (-4)	Ross Fisher 135 (-7)	Dustin Johnson 202 (-11)
	Ryan Moore 67 (-4)	Phil Mickelson 135 (-7)	Rory McIlroy 203 (-10)
	Jon Rahm 67 (-4)	Justin Thomas 135 (-7)	Phil Mickelson 203 (-10)
	Jimmy Walker 67 (-4)	Daniel Berger 136 (-6)	Jon Rahm 204 (-9)
	Lee Westwood 67 (-4)	Dustin Johnson 136 (-6)	Lee Westwood 204 (-9)
	Dustin Johnson 70 (-1)	Andy Sullivan 136 (-6)	



CUT: No cut. 76 of 77 professionals completed 72 holes.

WEATHER: Thursday: Partly cloudy, with a high of 75. Wind NE 8-20 mph. Friday: Partly cloudy, with a high of 72. Wind NW 8-15 mph. Saturday: Partly cloudy, with a high of 75. Wind NE 8-20 mph. Sunday: Partly cloudy, with a high of 72. Wind ENE 6-12 mph.

Winner: Dustin Johnson 70-66-66-68 270 (-14) 550pts. \$1,660,000

Dustin Johnson 1	70-66-66-68	270	\$1,660,000.00	Justin Rose T38	70-72-71-71	284	\$64,000.00
Tommy Fleetwood 2	69-70-66-66	271	1,045,000.00	Charl Schwartzel T38	71-68-70-75	284	64,000.00
Ross Fisher T3	67-68-72-65	272	497,000.00	Jhonattan Vegas T38	69-74-68-73	284	64,000.00
Jon Rahm T3	67-70-67-68	272	497,000.00	Bubba Watson T38	73-72-68-71	284	64,000.00
Thomas Pieters T5	68-69-68-68	273	312,500.00	Gary Woodland T38	73-67-74-70	284	64,000.00
Justin Thomas T5	69-66-66-72	273	312,500.00	Roberto Castro T45	69-68-74-74	285	59,000.00
Phil Mickelson T7	67-68-68-71	274	211,666.67	Adam Scott T45	73-76-68-68	285	59,000.00
Brandt Snedeker T7	75-68-66-65	274	211,666.67	Bernd Wiesberger T45	73-70-71-71	285	59,000.00
Rory McIlroy T7	68-65-70-71	274	211,666.66	Byeong Hun An T48	73-66-71-76	286	55,500.00
Tyrrell Hatton 10	70-67-68-70	275	166,000.00	Brooks Koepka T48	76-69-68-73	286	55,500.00
Kevin Kisner 11	72-68-68-68	276	154,000.00	Louis Oosthuizen T48	73-72-73-68	286	55,500.00
Sergio Garcia T12	68-71-68-70	277	131,250.00	Brendan Steele T48	74-71-70-71	286	55,500.00
J.B. Holmes T12	69-68-69-71	277	131,250.00	Emiliano Grillo T52	72-77-69-69	287	52,000.00
Jordan Spieth T12	71-72-63-71	277	131,250.00	Mike Hendry T52	71-74-73-69	287	52,000.00
Fabrizio Zanotti T12	68-69-72-68	277	131,250.00	Kevin Na T52	75-70-70-72	287	52,000.00
Daniel Berger T16	70-66-70-72	278	105,125.00	Sam Brazeal T55	75-68-70-75	288	50,000.00
Paul Casey T16	74-71-67-66	278	105,125.00	Kevin Chappell T55	71-77-71-69	288	50,000.00
Matthew Fitzpatrick T16	71-67-72-68	278	105,125.00	Alexander Noren T55	76-71-72-69	288	50,000.00
Rickie Fowler T16	69-69-73-67	278	105,125.00	Marcus Fraser T58	71-70-73-75	289	48,500.00
Francesco Molinari T20	71-72-70-66	279	91,333.34	Jim Furyk T58	77-71-70-71	289	48,500.00
Matt Kuchar T20	68-71-67-73	279	91,333.33	Zach Johnson T58	75-69-70-75	289	48,500.00
Andy Sullivan T20	71-65-72-71	279	91,333.33	Yuta Ikeda T61	75-74-72-69	290	47,250.00
Jason Dufner T23	70-70-72-68	280	86,000.00	Patrick Reed T61	71-76-72-71	290	47,250.00
Martin Kaymer T23	70-67-75-68	280	86,000.00	David Lipsky T63	73-73-75-70	291	46,625.00
Joost Luiten T25	71-67-71-72	281	81,000.00	Thorbjorn Olesen T63	73-77-68-73	291	46,625.00
Hideki Matsuyama T25	72-72-66-71	281	81,000.00	Scott Hend T65	76-71-73-73	293	46,125.00
Jimmy Walker T25	67-74-68-72	281	81,000.00	Sean O'Hair T65	71-71-75-76	293	46,125.00
William McGirt T28	72-67-71-72	282	75,625.00	Roberto Diaz T67	71-76-71-76	294	45,625.00
Ryan Moore T28	67-73-69-73	282	75,625.00	Brandon Stone T67	76-73-75-70	294	45,625.00
Lee Westwood T28	67-71-66-78	282	75,625.00	Danny Willett 69	76-72-72-75	295	45,250.00
Chris Wood T28	68-73-71-70	282	75,625.00	Russell Knox 70	73-74-68-81	296	45,000.00
Branden Grace T32	73-69-68-73	283	70,500.00	Jeunghun Wang 71	73-77-74-73	297	44,750.00
Bill Haas T32	70-69-75-69	283	70,500.00	Si Woo Kim T72	71-75-77-76	299	44,250.00
Mackenzie Hughes T32	70-70-73-70	283	70,500.00	Pablo Larrazabal T72	73-73-75-78	299	44,250.00
Soren Kjeldsen T32	75-71-71-66	283	70,500.00	Richard Sterne T72	76-79-72-72	299	44,250.00
Scott Piercy T32	72-73-72-66	283	70,500.00	Matthew Griffin 75	78-77-77-71	303	43,750.00
Hideto Tanihara T32	75-67-67-74	283	70,500.00	K.T. Kim 76	78-75-76-77	306	43,500.00
Rafa Cabrera Bello T38	72-69-71-72	284	64,000.00	Henrik Stenson W/D			
Pat Perez T38	68-71-74-71	284	64,000.00				

2016 Cadillac Championship

Blue Monster at Trump National Doral, Miami, FL Purse: \$9,500,000 Par/Yards: 36-36-72/7,543 Feb 29-Mar 6, 2016

LEADERS	First Round	Second Round	Third Round
	Marcus Fraser 66 (-6)	Adam Scott 134 (-10)	Rory McIlroy 204 (-12)
	Scott Piercy 66 (-6)	Dustin Johnson 136 (-8)	Dustin Johnson 207 (-9)
	Phil Mickelson 67 (-5)	Rory McIlroy 136 (-8)	Adam Scott 207 (-9)
	Jason Dufner 68 (-4)	Danny Willett 137 (-7)	Phil Mickelson 209 (-7)
	Charley Hoffman 68 (-4)	Charley Hoffman 138 (-6)	Bubba Watson 209 (-7)
	Adam Scott 68 (-4)	Bubba Watson 138 (-6)	Danny Willett 209 (-7)
	Danny Willett 68 (-4)		

CUT: No cut. 65 of 66 professionals completed 72 holes.



WEATHER: Thursday: Cloudy skies with temperatures in the low-80s. Wind SW at 8-15 mph. Friday: Partly cloudy skies with temperatures in the mid-80s. Wind W at 8-15 mph. Saturday: Partly cloudy skies with cooler temperatures reaching the upper-70s. Wind E at 10-20 mph. Sunday: Mostly sunny skies with temperatures in the low-80s. Wind N increased 15-25 mph in the afternoon.

Winner: Adam Scott 68-66-73-69 276 \$1,620,000.00

Adam Scott 1	68-66-73-69	276	550.00	\$1,620,000.00	Graeme McDowell T28	74-71-70-75	290	40.00	\$79,428.57
Bubba Watson 2	69-69-71-68	277	315.00	1,018,000.00	Jamie Donaldson T35	70-72-76-74	292	33.50	72,500.00
Rory McIlroy T3	71-65-68-74	278	170.00	483,000.00	Matthew Fitzpatrick .. T35	76-71-72-73	292		72,500.00
Danny Willett T3	68-69-72-69	278		483,000.00	Shane Lowry T35	71-73-75-73	292	33.50	72,500.00
Phil Mickelson 5	67-72-70-70	279	115.00	342,000.00	Hideki Matsuyama T35	70-81-68-73	292	33.50	72,500.00
Jimmy Walker 6	69-72-73-66	280	105.00	280,000.00	Kevin Na T35	72-72-75-73	292	33.50	72,500.00
Paul Casey 7	71-68-75-68	282	95.00	240,000.00	Justin Thomas T35	75-66-78-73	292	33.50	72,500.00
Rickie Fowler T8	70-71-71-71	283	86.00	197,500.00	Billy Horschel 41	72-71-75-75	293	30.00	69,000.00
Smylie Kaufman T8	71-70-71-71	283	86.00	197,500.00	Ross Fisher T42	76-70-72-76	294		66,000.00
Harris English 10	71-70-71-72	284	78.00	165,000.00	Martin Kaymer T42	76-71-71-76	294		\$66,000.00
Rafa Cabrera Bello T11	73-71-67-74	285		145,000.00	K.T. Kim T42	71-74-75-74	294		66,000.00
Jason Dufner T11	68-72-77-68	285	69.00	145,000.00	Danny Lee T42	71-71-72-80	294	27.00	66,000.00
Sergio Garcia T11	73-71-67-74	285	69.00	145,000.00	Chris Wood T42	72-69-79-74	294		66,000.00
Dustin Johnson T14	72-64-71-79	286	59.33	120,000.00	Emiliano Grillo T47	76-72-72-75	295	23.50	62,500.00
Louis Oosthuizen T14	74-70-69-73	286	59.33	120,000.00	Zach Johnson T47	71-73-71-80	295	23.50	62,500.00
Bernd Wiesberger T14	72-69-74-71	286		120,000.00	Kiradech Aphibarnrat T49	75-71-71-79	296		60,000.00
Scott Piercy T17	66-77-70-74	287	51.66	102,166.67	Bill Haas T49	74-74-72-76	296	21.00	60,000.00
Justin Rose T17	75-73-72-67	287	51.66	102,166.67	David Lingmerth T49	74-72-75-75	296	21.00	60,000.00
Jordan Spieth T17	69-72-73-73	287	51.66	102,166.67	Byeong-Hun An T52	74-73-75-75	297		56,500.00
Andy Sullivan T17	71-70-73-73	287		102,166.67	Victor Dubuisson T52	73-72-80-72	297		56,500.00
Charley Hoffman T17	68-70-74-75	287	51.66	102,166.66	Patrick Reed T52	77-74-74-72	297	17.50	56,500.00
Charl Schwartzel T17	73-67-72-75	287	51.66	102,166.66	Robert Streb T52	72-73-73-79	297	17.50	56,500.00
Jason Day T23	72-74-71-71	288	46.50	91,000.00	Nathan Holman 56	82-70-73-73	298		54,000.00
Branden Grace T23	73-73-74-68	288	46.50	91,000.00	George Coetzee 57	72-76-76-75	299		53,000.00
Kevin Kisner T23	75-69-72-72	288	46.50	91,000.00	Fabian Gomez 58	75-72-78-75	300	13.00	52,000.00
Brooks Koepka T23	71-71-74-72	288	46.50	91,000.00	J.B. Holmes 59	77-72-72-80	301	12.00	51,000.00
Russell Knox 27	71-71-72-75	289	44.00	86,000.00	Marcus Fraser 60	66-77-80-79	302		50,500.00
Henrik Stenson T28	71-71-76-72	290	40.00	79,428.58	Yusaku Miyazato T61	76-73-74-80	303		49,750.00
Daniel Berger T28	75-71-70-74	290	40.00	79,428.57	Jordan Zunic T61	75-74-75-79	303		49,750.00
Soren Kjeldsen T28	72-72-74-72	290		79,428.57	Scott Hend 63	75-76-80-79	310		49,000.00
Matt Kuchar T28	70-78-70-72	290	40.00	79,428.57	Kristoffer Broberg 64	83-73-80-75	311		48,500.00
Anirban Lahiri T28	70-70-71-79	290	40.00	79,428.57	Steven Bowditch 65	81-80-80-84	325	6.00	48,000.00
Marc Leishman T28	73-73-69-75	290	40.00	79,428.57	Brandt Snedeker WD				

2015 Cadillac Championship

Blue Monster at Trump National Doral, Miami, FL **Purse: \$9,205,000** **Par/Yards: 36-36-72/7,481** **March 2-8, 2015**

LEADERS	First Round	Second Round	Third Round
	J.B. Holmes 62 (-10)	J.B. Holmes 135 (-9)	J.B. Holmes 205 (-11)
	Ryan Moore 66 (-6)	Ryan Moore 137 (-7)	Dustin Johnson 210 (-6)
	Rickie Fowler 68 (-4)	Adam Scott 138 (-6)	Bubba Watson 210 (-6)
	Dustin Johnson 68 (-4)	Henrik Stenson 140 (-4)	Ryan Moore 211 (-5)
	Alexander Levy 68 (-4)	Bubba Watson 140 (-4)	Bill Haas 212 (-4)
		Dustin Johnson 141 (-3)	Louis Oosthuizen 212 (-4)
			Henrik Stenson 212 (-4)

CUT: No Cut. 73 of 74 players completed 72 holes.



WEATHER: Thursday: Partly cloudy skies and warm temperatures in the mid-80s. SE wind at 15-25 mph in the morning, gradually diminishing throughout the afternoon. Friday: Partly cloudy. High of 85. Wind E at 6-12 mph. Saturday: Cloudy with occasional showers. Temperature in the 80s, with NE wind at 10-20 mph. Sunday: Mostly cloudy. High of 79. ENE wind at 15-25 mph.

Winner: Dustin Johnson 68-73-69-69 279 \$1,570,000.00

Dustin Johnson 1	68-73-69-69	279	\$1,570,000.00	Keegan Bradley T38	73-74-75-70	292	\$65,500.00
J.B. Holmes 2	62-73-70-75	280	930,000.00	Paul Casey T38	75-73-72-72	292	65,500.00
Bubba Watson 3	71-69-70-71	281	540,000.00	Charley Hoffman T38	70-74-72-76	292	65,500.00
Adam Scott T4	70-68-75-71	284	365,000.00	Alexander Levy T38	68-73-79-72	292	65,500.00
Henrik Stenson T4	69-71-72-72	284	365,000.00	Marcel Siem T38	78-72-75-67	292	65,500.00
Louis Oosthuizen 6	71-74-67-73	285	270,000.00	Cameron Tringale T38	73-74-72-73	292	65,500.00
Bill Haas T7	74-73-65-74	286	215,000.00	Charlie Donaldson T44	70-72-76-75	293	61,500.00
Webb Simpson T7	74-76-70-73	286	215,000.00	Charl Schwartzel T44	71-72-75-75	293	61,500.00
Kevin Na T9	74-71-71-71	287	163,333.34	Sangmoon Bae T46	75-71-73-75	294	59,000.00
Rory McIlroy T9	73-70-72-72	287	163,333.33	Billy Horschel T46	72-75-75-72	294	59,000.00
Ryan Moore T9	66-71-74-76	287	163,333.33	Joost Luiten T46	79-69-73-73	294	59,000.00
Rickie Fowler T12	68-77-71-72	288	123,000.00	Greg Chalmers T49	77-72-73-73	295	55,000.00
Jim Furyk T12	70-73-76-69	288	123,000.00	Luke Donald T49	72-76-74-73	295	55,000.00
Ryan Palmer T12	71-70-74-73	288	123,000.00	Jason Dufner T49	79-71-71-74	295	55,000.00
Lee Westwood T12	71-72-70-75	288	123,000.00	Zach Johnson T49	76-73-73-73	295	55,000.00
Danny Willett T12	73-76-71-68	288	123,000.00	Ian Poulter T49	74-78-71-72	295	55,000.00
Morgan Hoffmann T17	73-71-71-74	289	97,500.00	Branden Grace 54	75-74-72-75	296	52,000.00
Brooks Koepka T17	69-74-73-73	289	97,500.00	Justin Rose 55	73-74-73-77	297	51,000.00
Shane Lowry T17	71-74-70-74	289	97,500.00	Russell Henley T56	74-74-72-78	298	48,000.00
Brandt Snedeker T17	74-73-70-72	289	97,500.00	Chris Kirk T56	76-77-73-72	298	48,000.00
Jordan Spieth T17	75-69-73-72	289	97,500.00	Graeme McDowell T56	73-73-75-77	298	48,000.00
Marc Warren T17	73-75-69-72	289	97,500.00	Alexander Noren T56	73-77-74-74	298	48,000.00
Thomas Aiken T23	78-69-72-71	290	83,000.00	Robert Streb T56	72-80-72-74	298	48,000.00
Ross Fisher T23	78-71-69-72	290	83,000.00	Geoff Ogilvy 61	74-76-74-75	299	45,500.00
Mikko Ilonen T23	78-72-67-73	290	83,000.00	Victor Dubuisson T62	72-73-70-85	300	44,750.00
Matt Kuchar T23	73-75-70-72	290	83,000.00	Steven Jeffress T62	75-74-78-73	300	44,750.00
Hideki Matsuyama T23	76-72-72-70	290	83,000.00	David Lipsky T62	74-73-76-77	300	44,750.00
Patrick Reed T23	71-73-71-75	290	83,000.00	Hunter Mahan 65	75-79-74-74	302	44,250.00
Brendon Todd T23	72-73-72-73	290	83,000.00	Stephen Gallacher T66	84-72-78-69	303	43,875.00
Gary Woodland T23	70-74-76-70	290	83,000.00	Danie van Tonder T66	74-74-75-80	303	43,875.00
Jason Day T31	76-74-70-71	291	72,000.00	Koumei Oda 68	74-78-73-79	304	43,500.00
Sergio Garcia T31	73-69-71-78	291	72,000.00	Thongchai Jaidee 69	80-73-76-76	305	43,250.00
Martin Kaymer T31	71-76-71-73	291	72,000.00	Gary Stal 70	75-79-77-75	306	43,000.00
Phil Mickelson T31	74-74-71-72	291	72,000.00	Tommy Fleetwood T71	77-77-73-80	307	42,625.00
John Senden T31	73-70-74-74	291	72,000.00	Anirban Lahiri T71	80-76-74-77	307	42,625.00
Jimmy Walker T31	71-76-70-74	291	72,000.00	Hirokyu Fujita 73	75-83-78-79	315	42,250.00
Bernd Wiesberger T31	74-74-71-72	291	72,000.00				

2014 Cadillac Championship

Blue Monster at Trump National Doral, Miami, FL **Purse: \$9,000,000** **Par/Yards: 36-36-72/7,481** **March 3-9, 2014**

LEADERS	First Round	Second Round	Third Round
	Patrick Reed..... 68 (-4)	Dustin Johnson..... 143 (-1)	Patrick Reed..... 212 (-4)
	Jason Dufner..... 69 (-3)	Matt Kuchar..... 143 (-1)	Jason Dufner..... 214 (-2)
	Harris English..... 69 (-3)	Hunter Mahan..... 143 (-1)	Hunter Mahan..... 214 (-2)
	Dustin Johnson..... 69 (-3)	Patrick Reed..... 143 (-1)	Jamie Donaldson..... 215 (-1)
	Matt Kuchar..... 69 (-3)	Jamie Donaldson..... 144 (0)	Tiger Woods..... 215 (-1)
	Hunter Mahan..... 69 (-3)	Graeme McDowell..... 144 (0)	
	Francesco Molinari..... 69 (-3)	Rory McIlroy..... 144 (0)	
		Francesco Molinari..... 144 (0)	

CUT: No cut. 67 of 68 players completed 72 holes.

WEATHER: Thursday: mostly cloudy. Temperatures in the low-to-mid 80s. Wind S at 15-20, gusting to 30 mph. Play suspended due to strong thunderstorms at 2:22 p.m. The peak wind gust was 40 mph and the course received .25 inches of rain. Play resumed at 4:46 p.m., and officials suspended play at 5:57 p.m. due to darkness. The six players in the two lead groups (off No. 1 and 10 tees) were the only ones to complete their rounds. Friday: The first round resumed at 8:45 a.m., with the second round resuming as scheduled. Partly cloudy and windy. Wind W at 15-20 mph, gusting to 36 mph. High of 77. Saturday: Sunny. High of 79. Wind NW shifting E at 5-10 mph. Sunday: Partly cloudy. High of 77. Wind E at 5-10 mph.



Winner: Patrick Reed 68-75-69-72 284 \$1,500,000.00

Patrick Reed..... 1	68-75-69-72	284	\$1,530,000.00	Hyung-Sung Kim..... T34	72-74-74-74	294	\$68,500.00
Jamie Donaldson..... T2	74-70-71-70	285	753,000.00	Hideki Matsuyama..... T34	72-77-71-74	294	68,500.00
Bubba Watson..... T2	73-72-72-68	285	753,000.00	Justin Rose..... T34	74-77-70-73	294	68,500.00
Dustin Johnson..... T4	69-74-73-72	288	395,000.00	Jordan Spieth..... T34	73-79-73-69	294	68,500.00
Richard Sterne..... T4	74-73-70-71	288	395,000.00	Lee Westwood..... T34	75-79-70-70	294	68,500.00
Thongchai Jaidee..... T6	73-74-74-68	289	248,333.34	Darren Fichardt..... T40	73-78-72-72	295	63,500.00
Stephen Gallacher..... T6	75-75-70-69	289	248,333.33	Branden Grace..... T40	75-74-69-77	295	63,500.00
Bill Haas..... T6	73-76-69-71	289	248,333.33	Chris Kirk..... T40	75-71-76-73	295	63,500.00
Jason Dufner..... T9	69-77-68-76	290	151,250.00	Louis Oosthuizen..... T40	72-78-71-74	295	63,500.00
Hunter Mahan..... T9	69-74-71-76	290	151,250.00	Thomas Bjorn..... T44	75-75-73-73	296	60,500.00
Graeme McDowell..... T9	73-71-73-73	290	151,250.00	Rickie Fowler..... T44	76-75-74-71	296	60,500.00
Charl Schwartzel..... T9	70-76-76-68	290	151,250.00	Brandt Snedeker..... 46	73-73-75-76	297	59,000.00
Miguel A. Jimenez..... T13	70-77-69-75	291	110,000.00	Russell Henley..... T47	72-78-75-73	298	57,000.00
Matt Kuchar..... T13	69-74-74-74	291	110,000.00	Webb Simpson..... T47	80-78-70-70	298	57,000.00
Joost Luiten..... T13	76-72-71-72	291	110,000.00	Kevin Stadler..... T47	77-76-72-73	298	57,000.00
Jonas Blixt..... T16	79-72-75-66	292	90,666.67	Keegan Bradley..... T50	74-76-75-74	299	54,500.00
George Coetzee..... T16	74-74-73-71	292	90,666.67	Billy Horschel..... T50	77-78-71-73	299	54,500.00
Sergio Garcia..... T16	74-76-73-69	292	90,666.67	Ernie Els..... T52	75-78-73-74	300	52,500.00
Scott Hend..... T16	72-76-73-71	292	90,666.67	Ian Poulter..... T52	71-78-73-78	300	52,500.00
Henrik Stenson..... T16	73-76-74-69	292	90,666.67	Brendon de Jonge..... T54	76-79-74-72	301	51,000.00
Gary Woodland..... T16	72-78-71-71	292	90,666.67	Gonzalo Fdez-Castano .. T54	77-77-77-70	301	51,000.00
Harris English..... T16	69-77-74-72	292	90,666.66	Boo Weekley..... T54	75-75-78-73	301	151,000.00
Zach Johnson..... T16	70-75-71-76	292	90,666.66	Steve Stricker..... 57	77-78-71-76	302	50,000.00
Phil Mickelson..... T16	74-75-69-74	292	90,666.66	Roberto Castro..... T58	74-78-78-73	303	49,250.00
Luke Donald..... T25	70-82-72-69	293	76,000.00	Martin Kaymer..... T58	75-80-73-75	303	49,250.00
Rory McIlroy..... T25	70-74-75-74	293	76,000.00	Jin Jeong..... T60	75-75-78-77	305	48,250.00
Francesco Molinari..... T25	69-75-76-73	293	76,000.00	Matteo Manassero..... T60	76-76-74-79	305	48,250.00
Ryan Moore..... T25	70-79-69-75	293	76,000.00	Victor Dubuisson..... T62	72-81-75-78	306	47,000.00
Adam Scott..... T25	75-73-72-73	293	76,000.00	Jim Furyk..... T62	78-77-75-76	306	47,000.00
Kevin Streelman..... T25	75-74-72-72	293	76,000.00	D.A. Points..... T62	82-76-74-74	306	47,000.00
Peter Uihlein..... T25	73-77-71-72	293	76,000.00	Dawie van der Walt..... 65	81-83-71-75	310	46,000.00
Jimmy Walker..... T25	73-77-67-76	293	76,000.00	Brett Rumford..... 66	83-79-77-74	313	45,500.00
Tiger Woods..... T25	76-73-66-78	293	76,000.00	Kiradech Aphibarnrat..... 67	74-82-79-79	314	45,000.00
Graham DeLaet..... T34	78-72-70-74	294	68,500.00				

2013 Cadillac Championship

TPC Blue Monster at Doral, Miami, FL

Purse: \$8,750,000 Par/Yards: 36-36-72/7,334

March 4-10, 2013

LEADERS	First Round	Second Round	Third Round
	Sergio Garcia 66 (-6)	Tiger Woods 131 (-13)	Tiger Woods 198 (-18)
	Freddie Jacobson 66 (-6)	Graeme McDowell 133 (-11)	Graeme McDowell 202 (-14)
	Graeme McDowell 66 (-6)	Phil Mickelson 134 (-10)	Phil Mickelson 203 (-13)
	Bubba Watson 66 (-6)	Steve Stricker 134 (-10)	Steve Stricker 203 (-13)
	Tiger Woods 66 (-6)	Freddie Jacobson 135 (-9)	Keegan Bradley 205 (-11)
		Bubba Watson 135 (-9)	Sergio Garcia 205 (-11)
			Charl Schwartzel 205 (-11)
			Michael Thompson 205 (-11)



CUT: No cut. All 65 players completed 72 holes.

WEATHER: Thursday: Sunny. High of 71. Winds NNW at 8-15 mph. Friday: Sunny. High of 76. Winds NNE at 6-12 mph. Saturday: Partly cloudy and breezy. High of 77. Winds NE at 10-20 mph. Sunday: Partly cloudy and breezy. High of 75. Winds E at 15-25 mph.

Winner: Tiger Woods 66-65-67-71 269 \$1,500,000.00

Tiger Woods 1	66-65-67-71	269	\$1,500,000.00	Louis Oosthuizen T33	70-75-69-72	286	\$71,500.00
Steve Stricker 2	67-67-69-68	271	880,000.00	Rickie Fowler T35	69-69-71-78	287	68,500.00
Sergio Garcia T3	66-72-67-69	274	417,500.00	Jim Furyk T35	72-70-72-73	287	68,500.00
Graeme McDowell T3	66-67-69-72	274	417,500.00	Brian Gay T35	70-76-69-72	287	68,500.00
Phil Mickelson T3	67-67-69-71	274	417,500.00	Matt Kuchar T35	72-72-72-71	287	68,500.00
Adam Scott T3	72-70-68-64	274	417,500.00	Padraig Harrington T39	76-72-68-72	288	64,500.00
Keegan Bradley 7	68-68-69-71	276	240,000.00	David Lynn T39	71-70-76-71	288	64,500.00
Peter Hanson T8	67-71-70-70	278	163,750.00	Marcel Siem T39	75-73-70-70	288	64,500.00
Rory McIlroy T8	73-69-71-65	278	163,750.00	Bo Van Pelt T39	68-75-71-74	288	64,500.00
Justin Rose T8	68-72-70-68	278	163,750.00	Luke Donald T43	70-76-71-72	289	60,500.00
Michael Thompson T8	69-69-67-73	278	163,750.00	Gonzalo Fdez-Castano .. T43	72-70-73-74	289	60,500.00
Jason Dufner T12	69-69-69-72	279	113,750.00	Bill Haas T43	72-73-72-72	289	60,500.00
Charles Howell III T12	68-71-69-71	279	113,750.00	Chris Wood T43	71-74-71-73	289	60,500.00
Dustin Johnson T12	68-69-70-72	279	113,750.00	Zach Johnson T47	71-67-77-75	290	57,500.00
Richard Sterne T12	70-71-71-67	279	113,750.00	Geoff Ogilvy T47	69-74-73-74	290	57,500.00
Freddie Jacobson T16	66-69-71-74	280	98,000.00	Branden Grace T49	73-74-72-72	291	54,500.00
Charl Schwartzel T16	71-65-69-75	280	98,000.00	Martin Kaymer T49	76-68-73-74	291	54,500.00
Nicolas Colsaerts T18	71-71-67-72	281	93,000.00	Carl Pettersson T49	71-75-71-74	291	54,500.00
Bubba Watson T18	66-69-71-75	281	93,000.00	Nick Watney T49	69-71-77-74	291	54,500.00
Alexander Noren T20	69-70-72-71	282	88,000.00	George Coetzee T53	70-69-73-80	292	50,600.00
John Senden T20	69-69-70-74	282	88,000.00	Stephen Gallacher T53	74-75-69-74	292	50,600.00
Webb Simpson T20	72-67-71-72	282	88,000.00	Ryan Moore T53	73-71-72-76	292	50,600.00
Scott Jamieson T23	70-69-72-72	283	83,000.00	Thorbjorn Olesen T53	75-75-70-72	292	50,600.00
Matteo Manassero T23	71-71-75-66	283	83,000.00	Thaworn Wiratchant T53	69-69-77-77	292	50,600.00
Hunter Mahan T25	67-72-71-74	284	79,000.00	Mike Hendry T58	72-66-78-77	293	48,750.00
Scott Piercy T25	70-73-69-72	284	79,000.00	Paul Lawrie T58	78-73-72-70	293	48,750.00
Lee Westwood T25	73-69-71-71	284	79,000.00	Tim Clark T60	72-73-71-79	295	47,500.00
Ernie Els T28	73-69-72-71	285	75,000.00	Marcus Fraser T60	73-72-77-73	295	47,500.00
Russell Henley T28	70-72-70-73	285	75,000.00	John Merrick T60	75-72-72-76	295	47,500.00
John Huh T28	71-67-71-76	285	5,000.00	Rafael Cabrera Bello T63	71-74-76-78	299	46,250.00
Francesco Molinari T28	78-66-72-69	285	75,000.00	Jamie Donaldson T63	72-77-76-74	299	46,250.00
Ian Poulter T28	68-70-72-75	285	75,000.00	Robert Garrigus 65	75-75-74-76	300	45,500.00
Jason Day T33	74-66-75-71	286	71,500.00				

2012 Cadillac Championship

TPC Blue Monster at Doral, Miami, FL

Purse: \$8,500,000 Par/Yards: 36-36-72/7,334

March 5-11, 2012

LEADERS	First Round	Second Round	Third Round
	Jason Dufner 66 (-6)	Bubba Watson 132 (-12)	Bubba Watson 199 (-17)
	Adam Scott 66 (-6)	Justin Rose 133 (-11)	Keegan Bradley 202 (-14)
	Thomas Bjorn 68 (-4)	Adam Scott 134 (-10)	Justin Rose 202 (-14)
	Charl Schwartzel 68 (-4)	Peter Hanson 135 (-9)	Peter Hanson 204 (-12)
	Aaron Baddeley 69 (-3)	Thomas Bjorn 136 (-8)	Zach Johnson 205 (-11)
	Keegan Bradley 69 (-3)	Keegan Bradley 136 (-8)	Matt Kuchar 205 (-11)
	Miguel A. Jimenez 69 (-3)		
	Juic Pagunsan 69 (-3)		
	Alvaro Quiros 69 (-3)		
	Justin Rose 69 (-3)		
	Kyle Stanley 69 (-3)		
	Steve Stricker 69 (-3)		



CUT: No cut. Seventy-two of 74 players completed 72 holes.

WEATHER: Thursday: Mostly cloudy and windy. High of 80. Winds E 15-25 mph, with gusts up to 31 mph. Friday: Mostly cloudy and windy. High of 80. Winds E 15-25 mph, with gusts up to 31 mph. Saturday: Partly cloudy with a high of 82. Winds E 10-15 mph. Sunday: Partly cloudy with afternoon showers. High of 80. Winds E 15-25 mph.

Winner: Justin Rose 69-64-69-70 272 \$1,400,000.00

Justin Rose 1	69-64-69-70	272	\$1,400,000.00	Nicolas Colsaerts T35	73-70-70-71	284	\$60,500.00
Bubba Watson 2	70-62-67-74	273	845,000.00	Branden Grace T35	78-72-64-70	284	60,500.00
Rory McIlroy 3	73-69-65-67	274	516,000.00	Dustin Johnson T35	75-68-73-68	284	60,500.00
Peter Hanson T4	70-65-69-71	275	362,500.00	Juic Pagunsan T35	69-71-72-72	284	60,500.00
Charl Schwartzel T4	68-69-70-68	275	362,500.00	Chez Reavie T35	78-68-67-71	284	60,500.00
Luke Donald T6	70-68-69-69	276	260,000.00	Webb Simpson T35	75-66-66-77	284	60,500.00
John Senden T6	76-67-68-65	276	260,000.00	Darren Clarke T43	74-74-68-69	285	55,500.00
Keegan Bradley T8	69-67-66-75	277	165,000.00	Phil Mickelson T43	72-71-71-71	285	55,500.00
Matt Kuchar T8	72-67-66-72	277	165,000.00	Rickie Fowler T45	74-70-72-70	286	52,000.00
Steve Stricker T8	69-70-69-69	277	165,000.00	Retief Goosen T45	74-71-71-70	286	52,000.00
Bo Van Pelt T8	73-65-70-69	277	165,000.00	Miguel A. Jimenez T45	69-71-73-73	286	52,000.00
Aaron Baddeley 12	69-74-68-67	278	120,000.00	Brandt Snedeker T45	75-69-70-72	286	52,000.00
Graeme McDowell T13	75-67-67-70	279	101,000.00	Mark Wilson T45	72-70-72-72	286	52,000.00
Francesco Molinari T13	75-68-71-65	279	101,000.00	Hennie Otto 50	73-66-71-77	287	49,000.00
Adam Scott T13	66-68-74-71	279	101,000.00	Paul Casey T51	76-71-68-73	288	46,875.00
Johnson Wagner T13	70-69-67-73	279	101,000.00	Ben Crane T51	73-71-73-71	288	46,875.00
Charles Howell III T17	70-67-71-72	280	92,000.00	K.T. Kim T51	74-72-70-72	288	46,875.00
Zach Johnson T17	70-68-67-75	280	92,000.00	Kyle Stanley T51	69-69-76-74	288	46,875.00
Nick Watney T17	71-73-69-67	280	92,000.00	Gonzalo Fdez-Castano .. T55	74-70-73-72	289	45,250.00
Greg Chalmers T20	71-70-68-72	281	85,000.00	Geoff Ogilvy T55	73-73-70-73	289	45,250.00
Jason Day T20	73-67-70-71	281	85,000.00	Jbe' Kruger T57	72-71-73-74	290	44,250.00
Robert Karlsson T20	75-68-70-68	281	85,000.00	Alvaro Quiros T57	69-74-71-76	290	44,250.00
Martin Kaymer T20	73-64-70-74	281	85,000.00	Y.E. Yang 59	72-67-76-76	291	43,500.00
Thomas Bjorn T24	68-68-75-71	282	76,000.00	Sergio Garcia T60	75-74-68-76	293	42,000.00
Marcus Fraser T24	76-68-69-69	282	76,000.00	Paul Lawrie T60	70-74-72-77	293	42,000.00
Martin Laird T24	72-73-66-71	282	76,000.00	Louis Oosthuizen T60	77-70-74-72	293	42,000.00
Hunter Mahan T24	71-72-66-73	282	76,000.00	Ian Poulter T60	76-77-71-69	293	42,000.00
Robert Rock T24	75-70-68-69	282	76,000.00	Tadahiro Takayama T60	74-73-75-71	293	42,000.00
Jason Dufner T29	66-72-73-72	283	67,500.00	Rafael Cabrera Bello 65	75-70-75-74	294	40,500.00
Bill Haas T29	74-70-70-69	283	67,500.00	Pablo Larrazabal T66	76-73-71-75	295	39,750.00
Anders Hansen T29	70-72-69-72	283	67,500.00	Vijay Singh T66	75-73-72-75	295	39,750.00
Garth Mulroy T29	73-71-69-70	283	67,500.00	Fredrik Jacobson 68	72-76-71-77	296	39,000.00
Lee Westwood T29	76-67-68-72	283	67,500.00	Alexander Noren 69	74-75-72-76	297	38,500.00
Gary Woodland T29	71-70-70-72	283	67,500.00	Tetsuji Hiratsuka 70	78-73-70-77	298	38,000.00
Jonathan Byrd T35	72-70-70-72	284	60,500.00	Sang-Moon Bae 71	79-76-73-71	299	37,750.00
K.J. Choi T35	74-67-70-73	284	60,500.00	Simon Dyson 72	74-72-73-81	300	37,500.00

2011 Cadillac Championship

TPC Blue Monster, Doral, FL Purse: \$8,500,000 Par/Yards: 36-36-72/7,334 March 7-13, 2011

LEADERS	First Round	Second Round	Third Round
	Hunter Mahan..... 64 (-8)	Hunter Mahan..... 135 (-9)	Dustin Johnson..... 203 (-13)
	Ryo Ishikawa..... 65 (-7)	Martin Kaymer..... 136 (-8)	Luke Donald..... 205 (-11)
	Martin Kaymer..... 66 (-6)	Francesco Molinari..... 136 (-8)	Matt Kuchar..... 205 (-11)
	Luke Donald..... 67 (-5)	Matt Kuchar..... 137 (-7)	Nick Watney..... 205 (-11)
	Charley Hoffman..... 67 (-5)	Martin Laird..... 137 (-7)	Hunter Mahan..... 206 (-10)
	Martin Laird..... 67 (-5)	Rory McIlroy..... 137 (-7)	Rory McIlroy..... 206 (-10)
	Nick Watney..... 67 (-5)	Nick Watney..... 137 (-7)	Francesco Molinari..... 206 (-10)
			Adam Scott..... 206 (-10)

CUT: No cut. All 66 players finished 72 holes.



WEATHER: Thursday: Sunny and cooler. High of 71. Winds NNW at 10-20 mph. The first round was suspended due to a lightning in the area at 11:45 a.m., with wind gusts reaching 52 mph. Play resumed at 2:30 p.m. and was suspended due to darkness at 6:15 p.m. with just 11 players having completed their round. Friday: The first round resumed at 8:32 a.m., and the second round began on schedule at 11:25 a.m. Sunny and cooler. High of 71. Winds NNW at 10-20 mph. Saturday: Sunny. High of 75. Winds NE at 10-15 mph. Sunday: Mostly sunny. High of 78. Winds E at 10-15 mph.

Winner: Nick Watney 67-70-68-67 272 \$1,400,000

Nick Watney..... 1	67-70-68-67	272	\$1,400,000.00	Jhonattan Vegas..... T31	69-74-69-74	286	\$69,500.00
Dustin Johnson..... 2	69-69-65-71	274	850,000.00	Thomas Aiken..... T35	68-75-74-70	287	65,500.00
Anders Hansen..... T3	71-69-68-67	275	465,000.00	Kevin Na..... T35	74-75-69-69	287	65,500.00
Francesco Molinari..... T3	68-68-70-69	275	465,000.00	Bo Van Pelt..... T35	71-74-66-76	287	65,500.00
Matt Kuchar..... 5	68-69-68-71	276	350,000.00	Camilo Villegas..... T35	71-71-73-72	287	65,500.00
Luke Donald..... T6	67-72-66-72	277	271,000.00	K.J. Choi..... T39	73-69-72-74	288	62,000.00
Adam Scott..... T6	68-70-68-71	277	271,000.00	Edoardo Molinari..... T39	71-73-70-74	288	62,000.00
Rickie Fowler..... 8	71-73-68-66	278	200,000.00	Y.E. Yang..... T39	73-72-72-71	288	62,000.00
Hunter Mahan..... 9	64-71-71-73	279	175,000.00	Ryo Ishikawa..... T42	65-76-70-78	289	59,000.00
Jonathan Byrd..... T10	70-74-68-68	280	129,000.00	Graeme McDowell..... T42	70-73-71-75	289	59,000.00
Padraig Harrington..... T10	68-71-68-73	280	129,000.00	Justin Rose..... T42	77-71-70-71	289	59,000.00
Martin Laird..... T10	67-70-70-73	280	129,000.00	Jason Day..... T45	71-76-71-72	290	55,500.00
Rory McIlroy..... T10	68-69-69-74	280	129,000.00	Marcus Fraser..... T45	69-78-71-72	290	55,500.00
Tiger Woods..... T10	70-74-70-66	280	129,000.00	D.A. Points..... T45	68-72-71-79	290	55,500.00
Robert Allenby..... T15	72-72-69-68	281	100,000.00	Ian Poulter..... T45	73-70-74-73	290	55,500.00
Ernie Els..... T15	69-70-73-69	281	100,000.00	S.S.P. Chowrasia..... T49	74-72-72-73	291	50,500.00
Kevin Streelman..... T15	68-72-72-69	281	100,000.00	Jim Furyk..... T49	74-71-71-75	291	50,500.00
Paul Casey..... T18	70-71-69-72	282	89,000.00	Kyung-tae Kim..... T49	73-70-73-75	291	50,500.00
Louis Oosthuizen..... T18	71-73-67-71	282	89,000.00	Geoff Ogilvy..... T49	76-73-72-70	291	50,500.00
Steve Stricker..... T18	68-71-69-74	282	89,000.00	Ryan Palmer..... T49	73-73-68-77	291	50,500.00
Lee Westwood..... T18	70-74-70-68	282	89,000.00	Mark Wilson..... T49	72-75-71-73	291	50,500.00
Ryan Moore..... T22	70-74-70-69	283	83,000.00	Peter Hanson..... T55	73-73-73-73	292	45,500.00
Vijay Singh..... T22	68-72-68-75	283	83,000.00	Yuta Ikeda..... T55	74-73-74-71	292	45,500.00
Charley Hoffman..... T24	67-75-73-69	284	77,250.00	Miguel A. Jimenez..... T55	71-72-73-76	292	45,500.00
Zach Johnson..... T24	72-75-68-69	284	77,250.00	Phil Mickelson..... T55	73-71-72-76	292	45,500.00
Martin Kaymer..... T24	66-70-74-74	284	77,250.00	Seung-yul Noh..... 59	72-70-79-72	293	43,000.00
Charl Schwartzel..... T24	71-71-75-67	284	77,250.00	Anthony Kim..... 60	80-74-68-72	294	42,500.00
Aaron Baddeley..... T28	72-66-73-74	285	73,000.00	Rhys Davies..... T61	73-76-72-74	295	41,500.00
Thomas Bjorn..... T28	71-73-70-71	285	73,000.00	Ross Fisher..... T61	69-76-76-74	295	41,500.00
Rory Sabbatini..... T28	74-74-67-70	285	73,000.00	Hiroynuki Fujita..... T61	71-73-74-77	295	41,500.00
Retief Goosen..... T31	69-76-68-73	286	69,500.00	Alvaro Quiros..... T64	70-77-74-75	296	40,250.00
Bill Haas..... T31	74-68-71-73	286	69,500.00	Peter Senior..... T64	75-73-73-75	296	40,250.00
Robert Karlsson..... T31	69-73-71-73	286	69,500.00	Jeff Overton..... 66	75-77-73-73	298	39,750.00

2010 CA Championship

TPC Blue Monster, Doral, FL Purse: \$8,500,000

Par/Yards: 36-36-72/7,266

March 11-14, 2010

LEADERS	First Round	Second Round	Third Round
	Charl Schwartzel..... 67 (-5)	Ernie Els 134 (-10)	Charl Schwartzel..... 204 (-12)
	Robert Allenby..... 68 (-4)	Robert Allenby..... 135 (-9)	Ernie Els 204 (-12)
	Vijay Singh..... 68 (-4)	Bill Haas..... 137 (-7)	Padraig Harrington..... 205 (-11)
	Ernie Els 68 (-4)	Charl Schwartzel..... 137 (-7)	Robert Allenby..... 206 (-10)
		Soren Hansen..... 138 (-6)	Bill Haas..... 207 (-9)
		Padraig Harrington..... 138 (-6)	

CUT: Field of 68 players, no cut.



WEATHER: Thursday: Highs in the upper 70s with wind gusts to 25-30 mph. Friday: Temperatures in the lower 80s with SSW winds at 15-25 mph. Rain began in the afternoon, with total rainfall of 1.15 inches. With the rain, temperatures dropped into the mid-60s. Play was suspended at 1:28 p.m. due to dangerous weather with 10 of the 23 groups completing play. Play resumed at 1:50 p.m. and was suspended again at 2:37 p.m. with 17 of the 23 groups completing play. Play resumed at 5:12 p.m. Saturday: Mostly sunny skies with a high in the upper 70s and W winds at 10-20 mph. Sunday: Mostly sunny with temperatures reaching the upper 70s with W winds increasing to 12-22 mph.

Winner: Ernie Els 68-66-70-66 270 \$1,400,000

Ernie Els..... 1	68-66-70-66	270	\$1,400,000.00	Lee Westwood..... T30	74-68-74-69	285	\$70,000.00
Charl Schwartzel..... 2	67-70-67-70	274	850,000.00	Y.E. Yang..... T30	73-72-75-65	285	70,000.00
Martin Kaymer..... T3	70-72-66-69	277	426,666.67	Stewart Cink..... T37	75-74-72-65	286	62,500.00
Matt Kuchar..... T3	71-71-67-68	277	426,666.67	Ben Crane..... T37	74-73-69-70	286	62,500.00
Padraig Harrington..... T3	70-68-67-72	277	426,666.66	Gonzalo Fdez-Castano.. T37	72-68-71-75	286	62,500.00
Paul Casey..... T6	69-72-68-69	278	214,300.00	Jim Furyk..... T37	70-76-69-71	286	62,500.00
Bill Haas..... T6	71-66-70-71	278	214,300.00	Sergio Garcia..... T37	74-72-71-69	286	62,500.00
Graeme McDowell..... T6	74-68-70-66	278	214,300.00	Zach Johnson..... T37	76-70-71-69	286	62,500.00
Alistair Presnell..... T6	72-70-72-64	278	214,300.00	Ian Poulter..... T37	72-78-72-64	286	62,500.00
Alvaro Quiros..... T6	72-69-69-68	278	214,300.00	Henrik Stenson..... T37	71-72-71-72	286	62,500.00
John Senden..... T11	69-70-71-69	279	126,666.67	Ross Fisher..... T45	73-72-70-72	287	56,000.00
Vijay Singh..... T11	68-71-70-70	279	126,666.67	Anders Hansen..... T45	76-70-74-67	287	56,000.00
Robert Allenby..... T11	68-67-71-73	279	126,666.66	Geoff Ogilvy..... T45	72-71-75-69	287	56,000.00
Phil Mickelson..... T14	71-69-72-68	280	107,500.00	Ryan Palmer..... T45	79-68-72-68	287	56,000.00
Francesco Molinari..... T14	69-71-72-68	280	107,500.00	Kenny Perry..... T45	73-74-68-72	287	56,000.00
Steve Stricker..... T16	73-69-71-68	281	97,500.00	Angel Cabrera..... T50	74-71-70-73	288	50,500.00
Camilo Villegas..... T16	72-68-70-71	281	97,500.00	Simon Dyson..... T50	72-73-73-70	288	50,500.00
Jason Dufner..... T18	73-69-75-65	282	89,000.00	Jerry Kelly..... T50	70-72-73-73	288	50,500.00
Soren Hansen..... T18	69-69-71-73	282	89,000.00	Kevin Na..... T50	78-70-70-70	288	50,500.00
J.B. Holmes..... T18	69-70-73-70	282	89,000.00	Adam Scott..... T50	74-69-71-74	288	50,500.00
Sean O'Hair..... T18	71-71-74-66	282	89,000.00	David Toms..... T50	72-72-72-72	288	50,500.00
Tim Clark..... T22	70-69-74-70	283	81,000.00	Lucas Glover..... T56	72-72-71-75	290	45,500.00
Yuta Ikeda..... T22	71-68-74-70	283	81,000.00	Retief Goosen..... T56	76-71-73-70	290	45,500.00
Anthony Kim..... T22	71-73-71-68	283	81,000.00	Thongchai Jaidee..... T56	73-72-73-72	290	45,500.00
Heath Slocum..... T22	74-71-70-68	283	81,000.00	Dustin Johnson..... T56	69-72-76-73	290	45,500.00
Luke Donald..... T26	70-75-69-70	284	75,500.00	Soren Kjeldsen..... 60	74-78-73-66	291	43,000.00
Peter Hanson..... T26	74-66-74-70	284	75,500.00	Edoardo Molinari..... 61	72-74-72-74	292	42,500.00
Nick Watney..... T26	73-72-71-68	284	75,500.00	Robert Karlsson..... 62	78-70-73-72	293	42,000.00
Mike Weir..... T26	73-66-75-70	284	75,500.00	Miguel A. Jimenez..... T63	73-75-73-73	294	41,250.00
Brian Gay..... T30	74-69-74-68	285	70,000.00	Marc Leishman..... T63	78-73-71-72	294	41,250.00
WC Liang..... T30	72-69-71-73	285	70,000.00	Steve Marino..... T65	75-71-77-72	295	40,625.00
Hunter Mahan..... T30	72-70-69-74	285	70,000.00	Rory McIlroy..... T65	76-73-73-73	295	40,625.00
Ross McGowan..... T30	76-71-70-68	285	70,000.00	Oliver Wilson..... 67	78-74-77-67	296	40,250.00
Scott Verplank..... T30	76-72-69-68	285	70,000.00	Michael Sim..... 68	75-74-77-74	300	40,000.00

2009 CA Championship

Doral Golf Resort & Spa (Blue Course); Doral, FL Purse: \$8,500,000 Par/Yards: 36-36-72/7,266 March 12-15, 2009

LEADERS	First Round	Second Round	Third Round
	Jeev Milkha Singh..... 65 (-7)	Phil Mickelson..... 131 (-13)	Phil Mickelson..... 200 (-16)
	Retief Goosen..... 65 (-7)	Nick Watney..... 133 (-11)	Nick Watney..... 200 (-16)
	Prayad Marksaeng..... 65 (-7)	Kenny Perry..... 134 (-10)	Jeev Milkha Singh..... 204 (-12)
	Phil Mickelson..... 65 (-7)	Rory McIlroy..... 134 (-10)	Camilo Villegas..... 204 (-12)
	Nick Watney..... 66 (-6)	Prayad Marksaeng..... 135 (-9)	Five players at..... 205 (-11)
	Rod Pampling..... 66 (-6)	Camilo Villegas..... 135 (-9)	
	James Kingston..... 66 (-6)	Rod Pampling..... 135 (-9)	
	Padraig Harrington..... 66 (-6)		



CUT: There was no cut. 79 of the 80 professionals completed 72 holes.

WEATHER: Thursday: Partly cloudy and warm with a high of 81. Winds E 10-18 mph. Friday: Partly cloudy with light sprinkles and a high of 80. E-SE winds 10-18 mph. Saturday: Partly cloudy with a high of 82. Winds SE 12-20 mph. Sunday: Partly cloudy with a high of 84. Winds SE 12-20 mph.

Winner: Phil Mickelson 65-66-69-69 269 \$1,400,000

Phil Mickelson..... 1	65-66-69-69	269	\$1,400,000.00	Ken Duke..... T40	71-75-67-71	284	\$58,500.00
Nick Watney..... 2	66-67-67-70	270	820,000.00	Richard Finch..... T40	72-72-69-71	284	58,500.00
Jim Furyk..... 3	68-68-69-67	272	470,000.00	Peter Hanson..... T40	70-74-72-68	284	58,500.00
Jeev Milkha Singh..... 4	65-71-68-70	274	360,000.00	Ryuji Imada..... T40	70-71-69-74	284	58,500.00
Camilo Villegas..... T5	67-68-69-71	275	275,000.00	Geoff Ogilvy..... T40	73-69-70-72	284	58,500.00
Oliver Wilson..... T5	67-70-72-66	275	275,000.00	Mark Brown..... T46	73-71-68-73	285	52,000.00
Thomas Aiken..... T7	74-66-71-65	276	192,500.00	Darren Clarke..... T46	74-71-71-69	285	52,000.00
Soren Kjeldsen..... T7	70-66-69-71	276	192,500.00	Ross Fisher..... T46	71-69-72-73	285	52,000.00
Justin Leonard..... T9	69-69-68-71	277	142,500.00	Shingo Katayama..... T46	70-70-72-73	285	52,000.00
Rod Pampling..... T9	66-69-71-71	277	142,500.00	Garth Mulroy..... T46	70-70-72-73	285	52,000.00
Kenny Perry..... T9	70-64-71-72	277	142,500.00	Andres Romero..... T46	67-71-77-70	285	52,000.00
Tiger Woods..... T9	71-70-68-68	277	142,500.00	D.J. Trahan..... T46	77-71-66-71	285	52,000.00
Soren Hansen..... T13	74-69-64-71	278	97,142.86	Chad Campbell..... T53	72-70-70-74	286	46,000.00
Prayad Marksaeng..... T13	65-70-72-71	278	97,142.86	Zach Johnson..... T53	70-72-72-72	286	46,000.00
Sean O'Hair..... T13	67-70-74-67	278	97,142.86	Hunter Mahan..... T53	71-74-68-73	286	46,000.00
Ian Poulter..... T13	69-67-73-69	278	97,142.86	Rory Sabbatini..... T53	69-74-74-69	286	46,000.00
Steve Stricker..... T13	69-70-70-69	278	97,142.86	Vijay Singh..... T53	69-72-71-74	286	46,000.00
Charley Hoffman..... T13	68-70-67-73	278	97,142.85	Anthony Kim..... 58	71-69-72-75	287	43,000.00
Alvaro Quiros..... T13	72-64-69-73	278	97,142.85	K.J. Choi..... T59	73-73-72-70	288	41,500.00
Luke Donald..... T20	69-70-68-72	279	80,142.86	Stewart Cink..... T59	73-73-69-73	288	41,500.00
Ernie Els..... T20	70-71-68-70	279	80,142.86	Stuart Appleby..... T61	71-71-69-78	289	39,550.00
Padraig Harrington..... T20	66-71-71-71	279	80,142.86	Dudley Hart..... T61	71-75-73-70	289	39,550.00
Louis Oosthuizen..... T20	67-69-73-70	279	80,142.86	Kevin Sutherland..... T61	74-76-68-71	289	39,550.00
Justin Rose..... T20	73-70-68-68	279	80,142.86	Boo Weekley..... T61	69-75-75-70	289	39,550.00
James Kingston..... T20	66-74-67-72	279	80,142.85	Lee Westwood..... T61	71-71-78-69	289	39,550.00
Rory McIlroy..... T20	68-66-72-73	279	80,142.85	Retief Goosen..... T66	65-76-73-76	290	38,125.00
Tim Clark..... 27	71-71-69-69	280	74,000.00	Wen-Tang Lin..... T66	75-70-70-75	290	38,125.00
Robert Allenby..... T28	69-71-72-69	281	72,000.00	Graeme McDowell..... T66	73-74-70-73	290	38,125.00
Ben Curtis..... T28	71-69-71-70	281	72,000.00	Adam Scott..... T66	71-76-72-71	290	38,125.00
Davis Love III..... T28	70-71-70-70	281	72,000.00	Trevor Immelman..... T70	74-76-72-69	291	37,375.00
Briny Baird..... T31	70-68-71-73	282	68,500.00	John Rollins..... T70	76-71-71-73	291	37,375.00
Paul Casey..... T31	71-66-72-73	282	68,500.00	Bubba Watson..... 72	72-71-74-75	292	37,000.00
Sergio Garcia..... T31	72-72-68-70	282	68,500.00	Richard Sterne..... 73	70-76-72-75	293	36,750.00
Robert Karlsson..... T31	71-70-72-69	282	68,500.00	Y.E. Yang..... 74	73-70-73-78	294	36,500.00
Dustin Johnson..... T35	70-66-71-76	283	64,000.00	Miguel A. Jimenez..... 75	69-72-76-78	295	36,250.00
Martin Kaymer..... T35	73-68-70-72	283	64,000.00	Azuma Yano..... 76	77-71-76-73	297	36,000.00
Pat Perez..... T35	70-68-72-73	283	64,000.00	Billy Mayfair..... T77	75-72-75-76	298	35,625.00
Carl Pettersson..... T35	74-69-69-71	283	64,000.00	Henrik Stenson..... T77	69-73-73-83	298	35,625.00
Mike Weir..... T35	71-69-70-73	283	64,000.00	Pablo Larrazabal..... 79	76-71-75-77	299	35,250.00
Stephen Ames..... T40	72-70-71-71	284	58,500.00				

2008 CA Championship

Doral Golf Resort & Spa (Blue Course); Doral, FL
March 21-24, 2008

Purse: \$8,000,000

Par/Yards: 36-36-72/7,266

LEADERS	First Round	Second Round	Third Round
	Geoff Ogilvy 65 (-7)	Geoff Ogilvy 132 (-12)	Geoff Ogilvy 200 (-16)
	Miguel Angel Jimenez 65 (-7)	Tiger Woods 133 (-11)	Vijay Singh 204 (-12)
	Stewart Cink 66 (-6)	Adam Scott 135 (-9)	Graeme Storm 204 (-12)
	Phil Mickelson 67 (-5)	Robert Karlsson 138 (-6)	Retief Goosen 204 (-12)
	Adam Scott 67 (-5)	Jeev Milkha Singh 138 (-6)	Jim Furyk 204 (-12)
	Anders Hansen 67 (-5)	Anders Hansen 138 (-6)	Adam Scott 204 (-12)
	Tiger Woods 67 (-5)		Tiger Woods 205 (-11)
	Nick O'Hern 67 (-5)		Anders Hansen 205 (-11)

CUT: There was no cut. 77 of the 78 professionals completed 72 holes.



WEATHER: Thursday: Mostly cloudy. High of 83. Friday: Partly cloudy and breezy. High of 78. Winds E 10-20 mph. Saturday: Mostly cloudy early with heavy afternoon thunderstorms. Play was suspended for the day at 1:15 p.m. with 61 players yet to complete their round. High of 83. Sunday: Third round resumed at 9 a.m., with the final round beginning at 11:45 a.m. Play suspended due to a dangerous situation at 2:21 p.m. and then resumed at 5:10 p.m. Play suspended at 7:20 p.m. High of 82. Monday: Final round resumed at 8:30 a.m. and ended at 10:41 a.m.

Winner: Geoff Ogilvy 65-67-68-71 271 \$1,350,000

Geoff Ogilvy.....1	65-67-68-71	271	\$1,350,000.00	J.B. Holmes..... T40	69-72-75-68	284	\$52,500.00
Jim Furyk..... T2	69-71-64-68	272	530,000.00	Trevor Immelman..... T40	70-74-70-70	284	52,500.00
Retief Goosen..... T2	71-69-64-68	272	530,000.00	Brendan Jones T40	76-75-66-67	284	52,500.00
Vijay Singh..... T2	73-68-63-68	272	530,000.00	Scott Verplank T40	71-70-74-69	284	52,500.00
Tiger Woods..... 5	67-66-72-68	273	285,000.00	Woody Austin T44	70-70-74-71	285	48,875.00
Steve Stricker..... T6	71-68-73-63	275	198,333.34	Niclas Fasth T44	72-69-70-74	285	48,875.00
Nick O'Hern..... T6	67-75-67-66	275	198,333.33	Hunter Mahan T44	72-72-71-70	285	48,875.00
Graeme Storm..... T6	71-70-63-71	275	198,333.33	Richard Sterne..... T44	71-77-67-70	285	48,875.00
Zach Johnson..... T9	69-72-67-68	276	147,500.00	Graeme McDowell..... T48	72-71-70-73	286	47,000.00
Adam Scott..... T9	67-68-69-72	276	147,500.00	Andrew McLardy T48	74-74-70-68	286	47,000.00
Soren Kjeldsen..... T11	69-71-71-66	277	125,000.00	Brandt Snedeker..... T48	74-70-72-70	286	47,000.00
K.J. Choi..... T12	70-70-67-71	278	106,166.67	Paul Casey..... T51	72-75-67-73	287	44,750.00
Anders Hansen..... T12	67-71-67-73	278	106,166.67	S.S.P. Chowrasia..... T51	74-73-68-72	287	44,750.00
Tim Clark..... T12	71-69-66-72	278	106,166.66	Nick Dougherty..... T51	70-73-71-73	287	44,750.00
Stephen Ames..... T15	73-68-68-70	279	86,700.00	Richard Green..... T51	74-72-71-70	287	44,750.00
Aaron Baddeley..... T15	69-74-70-66	279	86,700.00	Charles Howell III..... T51	69-76-72-70	287	44,750.00
Sergio Garcia..... T15	69-73-69-68	279	86,700.00	Arron Oberholser..... T51	72-70-72-73	287	44,750.00
Gregory Havret..... T15	68-74-68-69	279	86,700.00	Martin Kaymer..... T57	68-74-73-73	288	42,250.00
Justin Rose..... T15	70-71-70-68	279	86,700.00	Ian Poulter..... T57	71-72-72-73	288	42,250.00
Robert Allenby..... T20	69-75-66-70	280	75,000.00	Henrik Stenson..... T57	72-72-76-68	288	42,250.00
Stewart Cink..... T20	66-74-71-69	280	75,000.00	D.J. Trahan..... T57	74-73-75-66	288	42,250.00
Luke Donald..... T20	68-72-70-70	280	75,000.00	Peter Hanson..... T61	71-74-73-73	291	40,250.00
Phil Mickelson..... T20	67-74-70-69	280	75,000.00	Chapchai Nirat..... T61	70-70-74-77	291	40,250.00
John Rollins..... T20	74-71-67-68	280	75,000.00	Paul Sheehan..... T61	72-73-72-74	291	40,250.00
Mike Weir..... T20	73-69-67-71	280	75,000.00	Brett Wetterich..... T61	70-74-76-71	291	40,250.00
Miguel A. Jimenez..... T26	65-74-71-71	281	66,500.00	Jonathan Byrd..... T65	74-74-72-72	292	38,500.00
Jeev M. Singh..... T26	68-70-70-73	281	66,500.00	Anton Haig..... T65	72-80-73-67	292	38,500.00
Toru Taniguchi..... T26	68-73-72-68	281	66,500.00	Colin Montgomerie..... T65	75-74-70-73	292	38,500.00
Camilo Villegas..... T26	71-72-68-70	281	66,500.00	Louis Oosthuizen..... T68	74-72-70-77	293	37,625.00
Mark Calcavecchia..... T30	68-71-71-72	282	62,500.00	Liang Wen-chong..... T68	74-74-71-74	293	37,625.00
Robert Karlsson..... T30	68-70-70-74	282	62,500.00	Soren Hansen..... T70	77-77-68-72	294	37,000.00
Andres Romero..... T30	68-72-73-69	282	62,500.00	James Kingston..... T70	74-75-68-77	294	37,000.00
Boo Weekley..... T30	72-73-69-68	282	62,500.00	Rory Sabbatini..... T70	72-74-69-79	294	37,000.00
Stuart Appleby..... T34	73-71-68-71	283	57,500.00	Shingo Katayama..... T73	75-76-72-72	295	36,375.00
Daniel Chopra..... T34	72-70-69-72	283	57,500.00	Craig Parry..... T73	73-75-72-75	295	36,375.00
Ross Fisher..... T34	68-73-70-72	283	57,500.00	Ernie Els..... 75	74-75-73-74	296	36,000.00
Ryuji Imada..... T34	68-73-73-69	283	57,500.00	Mark Brown..... 76	73-74-76-74	297	35,750.00
Justin Leonard..... T34	69-74-70-70	283	57,500.00	Heath Slocum..... 77	74-72-78-74	298	35,500.00
Lee Westwood..... T34	71-72-72-68	283	57,500.00				

2007 CA Championship

Doral Golf Resort & Spa (Blue Course); Doral, FL
March 22-25, 2007

Purse: \$8,000,000

Par/Yards: 36-36-72/7,266

LEADERS		First Round	Second Round	Third Round
		Henrik Stenson 67 (-5)	Tiger Woods 137 (-7)	Tiger Woods 205 (-11)
		Robert Allenby 67 (-5)	Rod Pampling 139 (-5)	Brett Wetterich 209 (-7)
		Thomas Bjorn 68 (-4)	Aaron Baddeley 140 (-4)	Nick O'Hern 210 (-6)
		Aaron Baddeley 69 (-3)	Thomas Bjorn 140 (-4)	
		Charles Howell III 69 (-3)	Ernie Els 140 (-4)	
		Jose Maria Olazabal 69 (-3)	Charles Howell III 140 (-4)	
		Tiger Woods 71 (T10)	Trevor Immelman 140 (-4)	
			Zach Johnson 140 (-4)	
			Henrik Stenson 140 (-4)	

CUT: There was no cut. 72 professionals completed 72 holes. (2 withdrawals)



WEATHER: Cloudy and breezy Thursday, with a high of 76. Showers throughout the day with a total of .9 inches of rain. Wind 20-25 mph, with gusts up to 30 mph. Partly cloudy and breezy Friday, with an afternoon high in the lower 80s. Winds out of the E-NE at 15-25 mph. A few showers in late afternoon. Sunny and breezy Saturday, with an afternoon high in the low 80s. Winds out of the E-NE at 15-25 mph. A few showers throughout the day. Partly cloudy Sunday, with winds E-NE 15-25 mph and a high of 81.

Winner: Tiger Woods 71-66-68-73 278 \$1,350,000

Brett Wetterich 2	72-70-67-71	280	\$800,000.00	Jim Furyk T35	70-73-72-78	293	\$56,500.00
Robert Allenby T3	67-74-74-67	282	378,333.34	Trevor Immelman T35	72-68-74-79	293	56,500.00
Sergio Garcia T3	71-70-71-70	282	378,333.33	Jose Maria Olazabal T35	69-80-72-72	293	56,500.00
Geoff Ogilvy T3	72-69-71-70	282	378,333.33	Carl Pettersson T35	72-72-74-75	293	56,500.00
Aaron Baddeley T6	69-71-71-72	283	212,500.00	Rory Sabbatini T35	71-75-73-74	293	56,500.00
Niclas Fasth T6	72-70-70-71	283	212,500.00	Charl Schwartzel T35	75-74-70-74	293	56,500.00
Nick O'Hern T6	72-72-66-73	283	212,500.00	Steve Stricker T35	74-69-73-77	293	56,500.00
Paul Casey T9	76-70-66-72	284	157,500.00	Paul Broadhurst T45	73-71-73-77	294	49,000.00
Zach Johnson T9	72-68-73-71	284	157,500.00	Stewart Cink T45	74-68-73-79	294	49,000.00
Thomas Bjorn T11	68-72-71-74	285	111,000.00	Johan Edfors T45	74-73-74-73	294	49,000.00
Ernie Els T11	70-70-71-74	285	111,000.00	Arron Oberholser T45	74-76-71-73	294	49,000.00
Robert Karlsson T11	74-74-68-69	285	111,000.00	David Toms T45	72-72-76-74	294	49,000.00
Tom Pernice, Jr. T11	71-70-70-74	285	111,000.00	John Bickerton T50	77-72-74-72	295	45,000.00
Vijay Singh T11	74-68-69-74	285	111,000.00	Paul Goydos T50	74-75-70-76	295	45,000.00
Ian Poulter T16	73-68-75-70	286	87,333.34	Louis Oosthuizen T50	74-75-77-69	295	45,000.00
Charles Howell III T16	69-71-71-75	286	87,333.33	Brett Quigley T50	73-72-73-77	295	45,000.00
Dean Wilson T16	73-75-66-72	286	87,333.33	Mike Weir T50	73-75-73-74	295	45,000.00
Angel Cabrera T19	72-70-75-70	287	80,000.00	J.J. Henry T55	73-74-78-71	296	43,000.00
K.J. Choi T19	71-73-71-72	287	80,000.00	David Howell T55	74-73-73-76	296	43,000.00
Padraig Harrington T19	73-70-73-71	287	80,000.00	Colin Montgomerie T55	76-72-73-75	296	43,000.00
Henrik Stenson T19	67-73-72-75	287	80,000.00	Ben Curtis T58	76-75-69-77	297	41,500.00
Thongchai Jaidee T23	72-74-70-72	288	74,000.00	Retief Goosen T58	77-70-78-72	297	41,500.00
Phil Mickelson T23	77-72-70-69	288	74,000.00	Nathan Green T58	72-71-76-78	297	41,500.00
Mark Wilson T25	74-72-72-71	289	71,000.00	Charley Hoffman T61	75-75-77-72	299	40,250.00
Luke Donald T26	74-70-75-71	290	69,500.00	Adam Scott T61	76-71-72-80	299	40,250.00
Lucas Glover T26	73-73-72-72	290	69,500.00	Tim Clark T63	76-78-71-75	300	39,250.00
Stephen Ames T28	74-70-74-73	291	66,500.00	Hennie Otto T63	74-73-74-79	300	39,250.00
Rod Pampling T28	70-69-74-78	291	66,500.00	Joe Durant T65	73-73-77-78	301	38,000.00
John Rollins T28	73-70-70-78	291	66,500.00	Anthony Wall T65	80-73-75-73	301	38,000.00
Jeev Milkha Singh T28	74-70-70-77	291	66,500.00	Yong-Eun Yang T65	76-77-73-75	301	38,000.00
Mark Calcavecchia T32	74-71-70-77	292	63,000.00	Prom Meesawat T68	74-71-82-77	304	36,750.00
Chris DiMarco T32	76-72-69-75	292	63,000.00	Kevin Stadler T68	73-71-78-82	304	36,750.00
Anton Haig T32	75-69-74-74	292	63,000.00	Hideto Tanihara T70	80-75-73-77	305	36,000.00
Stuart Appleby T35	79-72-71-71	293	56,500.00	Michael Campbell T71	77-76-78-75	306	35,750.00
Bart Bryant T35	71-73-75-74	293	56,500.00	Shingo Katayama T72	81-78-74-75	308	35,500.00
Chad Campbell T35	75-74-72-72	293	56,500.00				

2006 American Express Championship

The Grove, Hertfordshire, England
September 28-October 1, 2006

Purse: \$7,500,000

Par/Yards: 35-36-71/7,125

LEADERS	First Round	Second Round	Third Round
	Tiger Woods 63 (-8)	Tiger Woods 127 (-15)	Tiger Woods 194 (-19)
	Padraig Harrington 64 (-7)	Stewart Cink 132 (-10)	Adam Scott 200 (-13)
	Ian Poulter 64 (-7)	Jim Furyk 132 (-10)	Jim Furyk 201 (-12)
	Stewart Cink 65 (-6)	David Howell 132 (-10)	Brett Quigley 201 (-12)
	Ernie Els 65 (-6)	Padraig Harrington 133 (-9)	Stewart Cink 202 (-11)

CUT: There was no cut; 60 of the 62 professionals completed 72 holes.



WEATHER: Thursday: Cloudy all day with temperatures in the low 60s with very light winds. Friday: Cloudy and cooler with a high of 55. Winds S 12-18 mph with patches of rain in the late afternoon. Saturday: Cloudy and cool with a high of 56. Winds SW 10-15 mph. Sunday: Due to impending threatening weather, players were in threesomes off two tees (9-10:39 a.m.). High temperature was 62. Winds SW 10-15 mph. There were several heavy downpours and two delays due to dangerous situations. Play was suspended from 12:57-3:05 p.m. and 4:12-4:50 p.m. for a total delay of two hours, 46 minutes.

Winner: Tiger Woods 63-64-67-67 261 \$1,300,000.00

Tiger Woods1	63-64-67-67	261	\$1,300,000.00	Angel Cabrera T26	71-70-67-73	281	\$66,666.66
Ian Poulter T2	64-71-68-66	269	610,000.00	Chad Campbell T32	67-70-73-72	282	61,000.00
Adam Scott T2	67-68-65-69	269	610,000.00	K.J. Choi T32	72-66-73-71	282	61,000.00
Jim Furyk 4	67-65-69-69	270	345,000.00	Sergio Garcia T32	69-73-71-69	282	61,000.00
Ernie Els 5	65-70-69-67	271	290,000.00	Louis Oosthuizen T32	71-70-72-69	282	61,000.00
Stuart Appleby T6	71-66-70-66	273	216,666.67	Lee Westwood T32	71-66-73-72	282	61,000.00
Brett Wetterich T6	70-66-69-68	273	216,666.67	J.J. Henry 37	70-70-70-73	283	58,000.00
Luke Donald T6	68-70-67-68	273	216,666.66	Simon Dyson T38	67-69-75-73	284	56,000.00
Trevor Immelman T9	68-68-68-70	274	150,000.00	Rod Pampling T38	70-69-72-73	284	56,000.00
Thongchai Jaidee T9	71-67-71-65	274	150,000.00	Scott Verplank T38	70-68-73-73	284	56,000.00
Brett Quigley T9	70-64-67-73	274	150,000.00	Thomas Bjorn T41	70-71-73-71	285	52,500.00
Arron Oberholser 12	69-72-66-68	275	120,000.00	Colin Montgomerie T41	72-67-69-77	285	52,500.00
Stewart Cink T13	65-67-70-74	276	98,375.00	Rory Sabbatini T41	73-67-73-72	285	52,500.00
Lucas Glover T13	69-68-68-71	276	98,375.00	Charl Schwartzel T41	73-69-70-73	285	52,500.00
David Howell T13	66-66-71-73	276	98,375.00	John Bickerton T45	72-73-75-67	287	49,000.00
Henrik Stenson T13	68-67-68-73	276	98,375.00	Retief Goosen T45	71-70-75-71	287	49,000.00
Padraig Harrington T17	64-69-71-73	277	85,000.00	Zach Johnson T45	70-71-73-73	287	49,000.00
Jose Maria Olazabal T17	70-67-71-69	277	85,000.00	Tim Herron T48	73-69-71-75	288	46,500.00
Carl Pettersson T17	69-70-67-71	277	85,000.00	Tom Pernice, Jr. T48	69-70-71-78	288	46,500.00
Jyoti Randhawa T17	66-71-71-69	277	85,000.00	Paul Broadhurst T50	74-72-70-73	289	44,000.00
Robert Karlsson 21	67-76-72-64	279	80,000.00	Tetsuji Hiratsuka T50	73-69-71-76	289	44,000.00
Michael Campbell T22	69-71-69-71	280	75,000.00	Anthony Wall T50	71-76-68-74	289	44,000.00
Chris DiMarco T22	69-70-70-71	280	75,000.00	David Toms 53	73-75-69-73	290	42,000.00
Johan Edfors T22	70-68-71-71	280	75,000.00	Sean O'Hair T54	70-75-71-75	291	40,500.00
Dean Wilson T22	71-70-70-69	280	75,000.00	Thaworn Wiratchant T54	71-71-75-74	291	40,500.00
Bart Bryant T26	70-74-67-70	281	66,666.67	Paul Casey T56	74-75-72-71	292	38,500.00
Tim Clark T26	68-70-73-70	281	66,666.67	Vijay Singh T56	73-75-72-72	292	38,500.00
Darren Clarke T26	68-71-72-70	281	66,666.67	Craig Parry 58	74-74-70-75	293	37,000.00
Nick O'Hern T26	67-69-75-70	281	66,666.67	Gregory Bourdy T59	74-77-71-75	297	35,500.00
Robert Allenby T26	69-73-69-70	281	66,666.66	Toru Taniguchi T59	73-73-76-75	297	35,500.00

2005 American Express Championship

Harding Park Golf Course, San Francisco, CA
October 6-9, 2005

Purse: \$7,500,000

Par/Yards: 35-35-70/7,086

LEADERS	First Round	Second Round	Third Round
	Colin Montgomerie 64 (-6)	Colin Montgomerie 133 (-7)	John Daly 201 (-9)
	Olin Browne 67 (-3)	John Daly 134 (-6)	Colin Montgomerie 202 (-8)
	Mark Calcavecchia 67 (-3)	David Howell 134 (-6)	Sergio Garcia 203 (-7)
	Chad Campbell 67 (-3)	Angel Cabrera 135 (-5)	Tiger Woods 203 (-7)
	John Daly 67 (-3)	Mark Calcavecchia 135 (-5)	Henrik Stenson 204 (-6)
	Fred Funk 67 (-3)	Fred Funk 135 (-5)	
	Sergio Garcia 67 (-3)	Jim Furyk 135 (-5)	
	David Howell 67 (-3)	Sean O'Hair 135 (-5)	
	Rod Pampling 67 (-3)	Tiger Woods 135 (-5)	
	Ian Poulter 67 (-3)		
	Vijay Singh 67 (-3)		
	Tiger Woods 67 (-3)		

CUT: There was no cut; 69 of the 71 professionals completed 72 holes.



WEATHER: Thursday: Sunny and unseasonably warm, with a high of 73. Cooling temperatures in the afternoon. Winds WNW at 10-15 mph. Friday: Patchy fog in the morning. Cloudy most of the day, with a high of 61. Winds WNW at 10-15 mph. Saturday: Mostly sunny and cool, with a high of 64. Winds WNW at 15 mph, with gusts up to 25 mph. Sunday: Mostly sunny, with temperatures reaching 68. Winds NW at 10-12 mph.

Winner: Tiger Woods 67-68-68-67 270 \$1,300,000.00
(Won playoff with a par-4 on second extra hole)

Tiger Woods 1	67-68-68-67	270	\$1,300,000.00	Sean O'Hair T35	68-67-71-77	283	\$54,500.00
John Daly 2	67-67-67-69	270	750,000.00	Olin Browne T37	67-74-73-70	284	51,500.00
Henrik Stenson T3	70-67-67-68	272	353,666.67	Ben Crane T37	70-68-76-70	284	51,500.00
Sergio Garcia T3	67-69-67-69	272	353,666.66	Niclas Fasth T37	70-70-73-71	284	51,500.00
Colin Montgomerie T3	64-69-69-70	272	353,666.66	Peter Lonard T37	73-71-69-71	284	51,500.00
David Howell T6	67-67-74-67	275	187,500.00	Miguel Angel Jimenez ... T41	69-70-73-73	285	48,500.00
Graeme McDowell T6	69-70-68-68	275	187,500.00	Rod Pampling T41	67-71-76-71	285	48,500.00
Vijay Singh T6	67-70-69-69	275	187,500.00	K.J. Choi T43	70-71-72-73	286	46,000.00
David Toms T6	68-68-70-69	275	187,500.00	Zach Johnson T43	68-69-74-75	286	46,000.00
Stephen Ames 10	72-64-71-69	276	140,000.00	Simon Yates T43	73-68-70-75	286	46,000.00
Stuart Appleby T11	71-65-69-72	277	115,000.00	Michael Campbell T46	71-68-72-76	287	43,250.00
Luke Donald T11	70-71-68-68	277	115,000.00	Stewart Cink T46	70-72-75-70	287	43,250.00
Davis Love III T11	71-68-71-67	277	115,000.00	Kenneth Ferrie T46	74-67-71-75	287	43,250.00
Shigeki Maruyama T11	74-69-67-67	277	115,000.00	Justin Leonard T46	75-72-71-69	287	43,250.00
Fred Couples T15	74-69-66-69	278	87,333.34	Joe Ogilvie 50	71-74-68-75	288	42,000.00
Chad Campbell T15	67-70-70-71	278	87,333.33	Nick Dougherty T51	71-74-72-72	289	40,500.00
Jim Furyk T15	68-67-71-72	278	87,333.33	Richard Green T51	69-74-76-70	289	40,500.00
Angel Cabrera T18	69-66-72-72	279	77,000.00	Jose Maria Olazabal T51	72-72-76-69	289	40,500.00
Tim Clark T18	69-69-72-69	279	77,000.00	Jyoti Randhawa T51	70-70-74-75	289	40,500.00
Stephen Dodd T18	70-68-70-71	279	77,000.00	Lee Westwood T51	71-75-75-68	289	40,500.00
Bradley Dredge T18	69-69-72-69	279	77,000.00	Bart Bryant T56	71-76-71-72	290	38,500.00
Ian Poulter T18	67-70-72-70	279	77,000.00	Mark Hensby T56	72-74-71-73	290	38,500.00
Charl Schwartzel T18	72-66-74-67	279	77,000.00	Nick O'Hern T56	75-69-71-75	290	38,500.00
Mike Weir T18	73-67-70-69	279	77,000.00	Gavin Coles 59	71-74-75-71	291	37,500.00
Mark Calcavecchia T25	67-68-74-71	280	66,000.00	Thongchai Jaidee 60	73-72-73-74	292	37,000.00
Yasuharu Imano T25	69-68-72-71	280	66,000.00	Tom Lehman 61	73-74-72-74	293	36,500.00
Brandt Jobe T25	68-71-71-70	280	66,000.00	Scott Verplank T62	72-69-76-77	294	35,750.00
Billy Mayfair T25	69-67-73-71	280	66,000.00	Euan Walters T62	74-72-75-73	294	35,750.00
Fred Funk T29	67-68-75-71	281	60,000.00	Chris DiMarco T64	71-75-73-76	295	34,750.00
Phil Mickelson T29	71-69-73-68	281	60,000.00	S.K. Ho T64	72-77-71-75	295	34,750.00
Adam Scott T29	68-70-69-74	281	60,000.00	Ted Purdy 66	71-75-75-76	297	34,000.00
Jason Bohn T32	70-68-70-74	282	57,000.00	Padraig Harrington 67	74-72-80-73	299	33,500.00
Kenny Perry T32	76-69-69-68	282	57,000.00	Neil Cheetham 68	77-78-72-76	303	33,000.00
Vaughn Taylor T32	71-72-66-73	282	57,000.00	Warren Abery 69	80-77-75-74	306	32,500.00
Paul McGinley T35	73-65-72-73	283	54,500.00				

2004 American Express Championship

Mount Juliet Conrad; Thomastown, Co. Kilkenny, Ireland
September 30-October 3, 2004

Purse: \$6,000,000

Par/Yards: 36-36-72/7,256

LEADERS	First Round	Second Round	Third Round
	Todd Hamilton..... 66 (-6)	Ernie Els 133 (-11)	Ernie Els 201 (-15)
	Stuart Appleby 67 (-5)	Todd Hamilton 135 (-9)	Thomas Bjorn 203 (-13)
	Luke Donald 67 (-5)	Miguel Angel Jimenez 135 (-9)	Todd Hamilton 204 (-12)
	Steve Flesch 67 (-5)	Justin Leonard 136 (-8)	Padraig Harrington 204 (-12)
	Sergia Garcia 67 (-5)		David Howell 204 (-12)
	Miguel Angel Jimenez 67 (-5)		
	Adam Scott 67 (-5)		
	Ernie Els 69 (T13)		

CUT: There was no cut; all 68 professionals completed 72 holes.



WEATHER: Due to rain on Wednesday, players were allowed preferred lies all four rounds. Thursday, dry and cool with temperatures in the high 50s. Sunny spells with increased clouds in the late afternoon. Friday, high 50s, breezy and overcast with heavy rains in the morning and occasional showers the rest of the day. Winds gusts up to 25 mph. Occasional patches of sunshine. Saturday, cool and partly cloudy with temperatures reaching 60. Light shower in the early afternoon. On Sunday, players teed off Nos. 1 and 10 in threesomes due to impending threatening weather. Cool and cloudy with steady rain mid-morning. Temperatures in the low 50s.

Winner: Ernie Els 66-64-68-69 270 \$1,200,000.00

Ernie Els 1	69-64-68-69	270	\$1,200,000.00	Bob Tway T28	71-70-72-73	286	\$54,625.00
Thomas Bjorn 2	68-69-66-68	271	675,000.00	Stephen Ames T36	73-72-70-72	287	48,000.00
David Howell 3	69-69-66-71	275	450,000.00	Fred Couples T36	73-67-70-77	287	48,000.00
Darren Clarke T4	71-72-65-68	276	308,000.00	Chris DiMarco T36	69-75-70-73	287	48,000.00
Sergio Garcia T4	67-72-67-70	276	308,000.00	Jim Furyk T36	70-70-71-76	287	48,000.00
Retief Goosen T6	68-69-68-72	277	200,000.00	Adam Scott T36	67-74-73-73	287	48,000.00
Todd Hamilton T6	66-69-69-73	277	200,000.00	Thongchai Jaidee T41	71-75-71-71	288	44,500.00
Padraig Harrington T6	69-69-66-73	277	200,000.00	Davis Love III T41	74-69-69-76	288	44,500.00
Tiger Woods 9	68-70-70-70	278	155,000.00	Arjun Atwal T43	71-78-70-70	289	42,000.00
Zach Johnson 10	68-71-69-71	279	135,000.00	Scott Drummond T43	69-71-73-76	289	42,000.00
Luke Donald T11	67-71-71-71	280	112,500.00	Jay Haas T43	72-71-70-76	289	42,000.00
Mark Hensby T11	73-73-69-65	280	112,500.00	Graeme McDowell T43	73-70-75-71	289	42,000.00
Brad Faxon T13	70-68-72-71	281	90,000.00	Peter Senior T43	69-74-74-72	289	42,000.00
David Toms T13	70-74-68-69	281	90,000.00	Desvonde Botes T48	70-72-75-74	291	40,250.00
Lee Westwood T13	68-69-71-73	281	90,000.00	Joakim Haeggman T48	71-71-73-76	291	40,250.00
Stuart Appleby T16	67-74-70-72	283	79,000.00	Chad Campbell T50	70-79-71-72	292	39,000.00
Angel Cabrera T16	69-69-74-71	283	79,000.00	Andrew McLardy T50	73-73-70-76	292	39,000.00
Miguel A. Jimenez T16	67-68-75-73	283	79,000.00	Chris Riley T50	70-75-73-74	292	39,000.00
Jerry Kelly T16	69-73-69-72	283	79,000.00	S.K. Ho 53	71-76-72-74	293	38,000.00
Shigeiki Maruyama T16	70-70-73-70	283	79,000.00	Robert Allenby T54	68-74-75-77	294	37,000.00
Paul Casey T21	72-70-71-71	284	72,000.00	Tim Herron T54	73-75-72-74	294	37,000.00
Rory Sabbatini T21	71-70-70-73	284	72,000.00	Scott Verplank T54	71-82-72-69	294	37,000.00
Stewart Cink T23	71-73-67-74	285	65,000.00	K.J. Choi T57	71-76-75-73	295	35,750.00
Steve Flesch T23	67-70-74-74	285	65,000.00	Jean-Francois Remesy .. T57	72-71-75-77	295	35,750.00
Trevor Immelman T23	71-71-72-71	285	65,000.00	Darren Fichardt T59	76-71-74-75	296	34,250.00
Barry Lane T23	69-72-72-72	285	65,000.00	Charles Howell III T59	74-73-71-78	296	34,250.00
Peter Lonard T23	69-70-70-76	285	65,000.00	Fredrik Jacobson T59	74-76-72-74	296	34,250.00
Alex Cejka T28	70-74-69-73	286	54,625.00	Jonathan Kaye T59	70-73-73-80	296	34,250.00
Carlos Franco T28	69-72-75-70	286	54,625.00	Stephen Leaney 63	73-75-71-78	297	33,000.00
Richard Green T28	72-70-72-72	286	54,625.00	Yong Eun Yang 64	75-76-71-77	299	32,500.00
Justin Leonard T28	68-68-77-73	286	54,625.00	Andre Stolz 65	70-76-75-79	300	32,000.00
Thomas Levett T28	73-71-73-69	286	54,625.00	Michael Campbell 66	74-77-73-80	304	31,500.00
Paul McGinley T28	70-75-71-70	286	54,625.00	Shingo Katayama 67	79-76-76-75	306	31,000.00
Nick O'Hern T28	68-73-75-70	286	54,625.00	Lian-wei Zhang 68	75-77-76-79	307	30,500.00

2003 American Express Championship

Capital City Club, Woodstock, GA, Crabapple Course
October 2-5, 2003

Purse: \$6,000,000

Par/Yards: 35-35-70/7,189

LEADERS		First Round	Second Round	Third Round
	Sergio Garcia	65 (-5)	Tiger Woods133 (-7)	Tiger Woods202 (-8)
	Tim Herron	66 (-4)	K.J. Choi.....138 (-2)	Vijay Singh.....204 (-6)
	Rocco Mediate	66 (-4)	Sergio Garcia.....138 (-2)	Tim Herron.....205 (-5)
	K.J. Choi	67 (-3)	Tim Herron.....138 (-2)	K.J. Choi.....206 (-4)
	Tiger Woods	67 (-3)	Rocco Mediate.....138 (-2)	
			Stuart Appleby.....139 (-1)	



CUT: There was no cut; all of the 72 professionals completed 72 holes.

WEATHER: Mostly sunny and breezy on Thursday, with temperatures reaching 67 and NE winds 10-18 mph. Due to an expected frost delay on Friday, tee times were pushed back and players were grouped in threesomes off of one tee. Temperatures in the 40s on Friday but rose to a high of 70. Mostly sunny and windy at times. Partly cloudy and warm on Saturday, with temperatures in the mid 70s. A mix of sun and clouds on Sunday, with temperatures hitting 77.

Winner: Tiger Woods 67-66-69-72 274 \$1,050,000.00

Stuart Appleby..... T2	71-68-69-68	276	\$405,000.00	Darren Clarke..... T38	69-82-72-68	291	\$38,500.00
Tim Herron..... T2	66-72-67-71	276	405,000.00	Phil Mickelson..... T38	73-77-70-71	291	38,500.00
Vijay Singh..... T2	70-70-64-72	276	405,000.00	Alastair Forsyth..... T40	71-77-71-73	292	36,250.00
David Toms..... T5	73-72-67-65	277	235,000.00	Fred Funk..... T40	73-74-69-76	292	36,250.00
K.J. Choi..... T6	67-71-68-73	279	182,500.00	Davis Love III..... T40	74-77-70-71	292	36,250.00
Padraig Harrington..... T6	71-73-69-66	279	182,500.00	Adam Scott..... T40	70-73-75-74	292	36,250.00
Paul Casey..... T8	73-71-66-71	281	137,500.00	Trevor Immelman..... T44	70-77-71-75	293	34,250.00
Retief Goosen..... T8	73-69-67-72	281	137,500.00	Shaun Micheel..... T44	72-75-71-75	293	34,250.00
Fred Couples..... T10	71-73-70-68	282	111,250.00	Peter O'Malley..... T44	69-74-70-80	293	34,250.00
Ignacio Garrido..... T10	68-71-69-74	282	111,250.00	Ian Poulter..... T44	73-74-68-78	293	34,250.00
Alex Cejka..... T12	70-76-72-65	283	89,375.00	Colin Montgomerie..... T48	76-72-72-74	294	32,500.00
Ernie Els..... T12	71-74-71-67	283	89,375.00	Hennie Otto..... T48	76-73-73-72	294	32,500.00
Jim Furyk..... T12	70-74-69-70	283	89,375.00	Nick Price..... T48	71-73-73-77	294	32,500.00
Sergio Garcia..... T12	65-73-70-75	283	89,375.00	Taichi Teshima..... T51	77-75-70-73	295	31,083.34
Niclas Fasth..... T16	68-76-70-70	284	71,000.00	Colin Montgomerie..... T51	74-75-70-76	295	31,083.33
Brad Faxon..... T16	75-71-66-72	284	71,000.00	Scott Verplank..... T51	75-75-68-77	295	31,083.33
Rocco Mediate..... T16	66-72-73-73	284	71,000.00	Jay Haas..... T54	74-72-75-75	296	30,000.00
Loren Roberts..... T16	69-75-70-70	284	71,000.00	Len Mattiace..... T54	70-74-74-78	296	30,000.00
Jonathan Kaye..... T20	73-69-73-70	285	65,000.00	Craig Parry..... T54	76-72-75-73	296	30,000.00
Robert Allenby..... T21	72-76-73-65	286	60,000.00	Phillip Price..... T54	70-79-72-75	296	30,000.00
Steve Flesch..... T21	71-75-72-68	286	60,000.00	Jyoti Randhawa..... T54	69-77-74-76	296	30,000.00
Charles Howell III..... T21	76-75-65-70	286	60,000.00	Rich Beem..... T59	76-75-73-73	297	28,625.00
Jerry Kelly..... T21	70-72-69-75	286	60,000.00	Chad Campbell..... T59	74-76-73-74	297	28,625.00
Bob Estes..... T25	77-74-68-68	287	53,000.00	Raphael Jacquelin..... T59	77-80-68-72	297	28,625.00
Toshi Izawa..... T25	70-74-72-71	287	53,000.00	Soren Kjeldsen..... T59	70-75-74-78	297	28,625.00
Eduardo Romero..... T25	72-74-68-73	287	53,000.00	J.L. Lewis..... T59	72-74-77-74	297	28,625.00
David Howell..... T28	74-75-71-68	288	46,071.43	Bob Tway..... T59	73-80-70-74	297	28,625.00
Fredrik Jacobson..... T28	75-74-70-69	288	46,071.43	Kirk Triplett..... T65	74-72-70-82	298	27,750.00
Kenny Perry..... T28	70-74-70-74	288	46,071.43	Ben Curtis..... T66	76-76-72-75	299	27,375.00
Chris Riley..... T28	74-73-70-71	288	46,071.43	Thongchai Jaidee..... T66	73-72-72-82	299	27,375.00
Justin Rose..... T28	75-69-74-70	288	46,071.43	Michael Campbell..... T68	82-76-75-67	300	26,875.00
Mike Weir..... T28	69-73-72-74	288	46,071.43	Mark B. Foster..... T68	76-77-73-74	300	26,875.00
Thomas Bjorn..... T28	74-73-67-74	288	46,071.42	Chris DiMarco..... T70	76-74-76-75	301	26,375.00
Brian Davis..... T35	71-77-68-73	289	41,500.00	Scott Hoch..... T70	75-79-75-72	301	26,375.00
Lee Westwood..... T35	72-71-71-75	289	41,500.00	Todd Hamilton..... T72	78-81-72-71	302	26,000.00
Peter Lonard..... T37	75-74-70-71	290	40,000.00				

2002 American Express Championship

Mount Juliet Estate; Thomastown, Co. Kilkenny, Ireland
September 19-22, 2002

Purse: \$5,500,000

Par/Yards: 36-36-72/7,246

LEADERS	First Round	Second Round	Third Round
	Tiger Woods 65 (-7)	Tiger Woods 130 (-14)	Tiger Woods 197 (-19)
	Steve Lowery 66 (-6)	Jerry Kelly 132 (-12)	Retief Goosen 202 (-14)
	David Toms 66 (-6)	Steve Lowery 133 (-11)	Jerry Kelly 202 (-14)
	Chris DiMarco 67 (-5)	David Toms 133 (-11)	Steve Lowery 202 (-14)
	Gary Evans 67 (-5)	Retief Goosen 134 (-10)	Scott McCarron 202 (-14)
	Retief Goosen 67 (-5)		Vijay Singh 202 (-14)
	Jerry Kelly 67 (-5)		David Toms 202 (-14)
	Vijay Singh 67 (-5)		Rocco Mediate 203 (-13)
	Mike Weir 67 (-5)		



CUT: There was no cut; 64 of the 65 players completed 72 holes.

WEATHER: Mix of sun and clouds on Thursday with temperatures in the low 60s. More sun on Friday with similar temperatures. Temperatures reaching high 60s on Saturday with sun. Cloudy and a little cooler on Sunday.

Winner: Tiger Woods 65-65-67-66 263 \$1,000,000.00

Retief Goosen2	67-67-68-62	264	\$540,000.00	Jim Furyk T33	69-69-69-73	280	\$43,000.00
Vijay Singh3	67-69-66-65	267	367,500.00	Bernhard Langer T33	72-68-70-70	280	43,000.00
Jerry Kelly T4	67-65-70-66	268	235,000.00	Angel Cabrera T36	71-66-73-71	281	40,000.00
David Toms T4	66-67-69-66	268	235,000.00	José Coceres T36	68-72-71-70	281	40,000.00
Scott McCarron6	71-67-64-67	269	180,000.00	Eduardo Romero T36	70-71-70-70	281	40,000.00
Sergio Garcia7	69-69-70-62	270	155,000.00	Søren Hansen T39	75-68-65-74	282	37,250.00
Davis Love III8	69-67-68-67	271	130,000.00	Tom Lehman T39	73-72-67-70	282	37,250.00
Michael Campbell T9	71-66-71-64	272	111,000.00	Chris Riley T39	73-68-70-71	282	37,250.00
Bob Estes T9	68-68-69-67	272	111,000.00	Adam Scott T39	70-70-69-73	282	37,250.00
Stuart Appleby T11	69-66-70-68	273	84,250.00	Paul Azinger T43	73-73-71-66	283	35,500.00
Chris DiMarco T11	67-69-70-67	273	84,250.00	John Rollins T43	73-72-67-71	283	35,500.00
Niclas Fasth T11	68-69-72-64	273	84,250.00	Jeff Sluman T43	69-69-72-73	283	35,500.00
Justin Leonard T11	68-68-69-68	273	84,250.00	David Duval T46	71-65-72-76	284	34,000.00
Gary Evans T15	67-68-73-66	274	65,000.00	Len Mattiace T46	70-73-69-72	284	34,000.00
Steve Lowery T15	66-67-69-72	274	65,000.00	Justin Rose T46	73-70-72-69	284	34,000.00
Rocco Mediate T15	69-67-67-71	274	65,000.00	Rich Beem T49	70-69-74-72	285	32,000.00
Nick Price T15	68-71-69-66	274	65,000.00	John Cook T49	75-71-71-68	285	32,000.00
Scott Verplank T15	68-72-68-66	274	65,000.00	Brad Faxon T49	70-77-67-71	285	32,000.00
Mike Weir T15	67-70-68-69	274	65,000.00	Fred Funk T49	69-70-72-74	285	32,000.00
Padraig Harrington21	69-70-67-69	275	58,000.00	Craig Parry T49	68-71-74-72	285	32,000.00
Kenny Perry22	68-71-68-69	276	56,000.00	Paul Lawrie T54	71-70-74-71	286	30,000.00
Ernie Els T23	68-67-72-70	277	52,500.00	Peter Lonard T54	71-69-72-74	286	30,000.00
Scott Hoch T23	71-68-67-71	277	52,500.00	Carl Pettersson T54	72-72-68-74	286	30,000.00
Stephen Leaney T23	69-67-71-70	277	52,500.00	Anders Hansen T57	71-72-72-74	289	28,500.00
Phil Mickelson T23	70-72-71-64	277	52,500.00	Thongchai Jaidee T57	72-74-73-70	289	28,500.00
Thomas Björn T27	72-68-66-72	278	48,500.00	Peter O'Malley T57	75-73-71-70	289	28,500.00
Trevor Immelman T27	71-71-67-69	278	48,500.00	Scott Laycock60	74-72-72-72	290	27,500.00
José María Olazábal T27	68-72-69-69	278	48,500.00	Craig Perks61	74-74-75-68	291	27,000.00
Kevin Sutherland T27	69-68-70-71	278	48,500.00	Tim Clark62	74-69-76-73	292	26,500.00
Robert Allenby T31	72-70-67-70	279	45,500.00	Darren Clarke63	75-76-70-74	295	26,000.00
Colin Montgomerie T31	72-70-69-68	279	45,500.00	Kenichi Kuboya64	77-72-73-76	298	25,500.00
Mark Calcavecchia T33	72-70-71-67	280	43,000.00				

2001 American Express Championship

Bellerive Country Club; St. Louis, MO
September 10-16, 2001

Purse: \$5,000,000

Par/Yards: 36-35-71/7,278

NOTE: Tournament was canceled on Wednesday, Sept. 12, to give the deserved respect to the victims of the Sept. 11 terrorist tragedies in New York, Washington, D.C. and near Pittsburgh.

67 PLAYERS SCHEDULED IN THE FIELD:

Robert Allenby
Billy Andrade
Stuart Appleby
Paul Azinger
Aaron Baddeley
Angel Cabrera
Mark Calcavecchia
Michael Campbell
Stewart Cink
Darren Clarke
Jose Coceres
Chris DiMarco
Joe Durant
David Duval
Simon Dyson
Ernie Els
Niclas Fasth

Pierre Fulke
Fred Funk
Jim Furyk
Sergio Garcia
Retief Goosen
Padraig Harrington
Dudley Hart
Scott Hoch
John Huston
Miguel Angel Jimenez
Shingo Katayama
Jerry Kelly
Bernhard Langer
Tom Lehman
Justin Leonard
Thomas Levet
Frank Lickliter II

Peter Lonard
Davis Love III
Steve Lowery
Bob May
Billy Mayfair
Scott McCarron
Paul McGinley
Mark McNulty
Rocco Mediate
Phil Mickelson
Colin Montgomerie
Jesper Parnevik
Kenny Perry
Ian Poulter
Nick Price
Phillip Price
Adam Scott

Vijay Singh
Jeff Sluman
Steve Stricker
Hal Sutton
Hidemichi Tanaka
Toru Taniguchi
David Toms
Kirk Triplett
Bradford Vaughan
Scott Verplank
Mike Weir
Roger Wessels
Lee Westwood
Dean Wilson
Tiger Woods
Ian Woosnam

2000 American Express Championship

Valderrama GC, Sotogrande, Andalusia, Spain
November 9-12, 2000

Purse: \$5,000,000

Par/Yards: 36-36-72/6,974

LEADERS	First Round	Second Round	Third Round
	Nick Price..... 63 (-9)	Nick Price..... 135 (-9)	Hidemichi Tanaka..... 207 (-9)
	Padraig Harrington..... 66 (-6)	Hidemichi Tanaka..... 137 (-7)	Mark Calcavecchia..... 208 (-8)
	Andrew Coltart..... 67 (-5)	Padraig Harrington..... 138 (-6)	Mike Weir..... 208 (-8)
	Scott Hoch..... 67 (-5)	Mark Calcavecchia..... 139 (-5)	Nick Price..... 209 (-7)
	Mike Weir..... 68 (-4)	Duffy Waldorf..... 139 (-5)	Tiger Woods..... 209 (-7)
		Mike Weir..... 143 (T14)	

CUT: There was no cut; 52 of 55 starters completed 72 holes.



WEATHER: Cool temperatures the entire week. Winds stayed down most of Thursday, allowing for ideal playing conditions; the high temperature was at 60 degrees. Increased winds and overcast conditions all day Friday, with winds reaching 30 mph and high temperatures in the low 60s. Slightly warmer temperatures Saturday, with winds easing later in the afternoon. Calm winds on Sunday, with overcast skies and temperatures reaching the low 70s.

Winner: Mike Weir 68-75-65-69 277 \$1,000,000.00

Lee Westwood..... 2	72-72-68-67	279	\$500,000.00	Miguel Angel Jiménez T25	74-73-70-72	289	\$46,500.00
Vijay Singh..... T3	71-70-71-68	280	287,000.00	Justin Leonard..... T25	72-74-69-74	289	46,500.00
Duffy Waldorf..... T3	70-69-72-69	280	287,000.00	Colin Montgomerie..... T25	75-67-73-74	289	46,500.00
Sergio Garcia..... T5	69-74-74-64	281	157,500.00	Gary Orr..... T25	71-74-73-71	289	46,500.00
Padraig Harrington..... T5	66-72-73-70	281	157,500.00	Eduardo Romero..... T25	71-72-74-72	289	46,500.00
Nick Price..... T5	63-72-74-72	281	157,500.00	Nobuhito Sato..... T25	73-73-72-71	289	46,500.00
Tiger Woods..... T5	71-69-69-72	281	157,500.00	David Toms..... T25	70-75-72-72	289	46,500.00
Michael Campbell..... 9	72-71-69-70	282	115,000.00	Retief Goosen..... T35	69-75-74-72	290	39,500.00
Mark Calcavecchia..... 10	72-67-69-75	283	105,000.00	Bernhard Langer..... T35	75-69-76-70	290	39,500.00
Steve Flesch..... T11	71-72-73-68	284	87,166.67	Paul McGinley..... T35	70-77-70-73	290	39,500.00
Bob May..... T11	71-69-72-72	284	87,166.67	Naomichi Joe Ozaki..... T35	72-76-71-71	290	39,500.00
Hidemichi Tanaka..... T11	71-66-70-77	284	87,166.66	Jeff Maggert..... 39	72-71-75-74	292	37,000.00
José Coceres..... T14	70-71-74-70	285	68,500.00	Thomas Björn..... T40	70-77-71-75	293	35,500.00
Kirk Triplett..... T14	72-73-71-69	285	68,500.00	Darren Fichardt..... T40	76-80-69-68	293	35,500.00
Chris Perry..... 16	68-72-75-71	286	64,000.00	Pierre Fulke..... T42	75-77-73-69	294	33,000.00
Angel Cabrera..... T17	74-74-67-73	288	56,250.00	Mathias Grönberg..... T42	74-70-79-71	294	33,000.00
Darren Clarke..... T17	74-70-74-70	288	56,250.00	Peter Senior..... T42	73-77-72-72	294	33,000.00
Andrew Coltart..... T17	67-75-74-72	288	56,250.00	Lucas Parsons..... T45	78-72-75-70	295	30,166.67
Nic Henning..... T17	69-74-73-72	288	56,250.00	Dennis Paulson..... T45	75-71-72-77	295	30,166.67
Scott Hoch..... T17	67-76-71-74	288	56,250.00	Carlos Franco..... T45	69-77-71-78	295	30,166.66
Franklin Langham..... T17	68-74-76-70	288	56,250.00	Dudley Hart..... T48	72-76-73-76	297	28,750.00
José María Olazábal..... T17	70-76-69-73	288	56,250.00	Scott Verplank..... T48	71-80-76-70	297	28,750.00
Phillip Price..... T17	73-72-69-74	288	56,250.00	Shigeiki Maruyama..... T50	71-77-78-72	298	27,750.00
Robert Allenby..... T25	69-76-73-71	289	46,500.00	Tjaart van der Walt..... T50	76-73-75-74	298	27,750.00
Stuart Appleby..... T25	72-76-71-70	289	46,500.00	Kyi Hla Han..... 52	75-74-77-77	303	27,000.00
Chris DiMarco..... T25	74-74-73-68	289	46,500.00				

1999 American Express Championship

**Valderrama GC, Sotogrande, Andalucia, Spain
November 4-7, 1999**

Purse: \$5,000,000

Par/Yards: 35-36-71/6,830

LEADERS		First Round	Second Round	Third Round
	Henrik Stenson	67 (-5)	Tiger Woods 137 (-7)	Tiger Woods 205 (-11)
	Robert Allenby	67 (-5)	Rod Pampling	Brett Wetterich
	Thomas Bjorn	68 (-4)	Aaron Baddeley	Nick O'Hern
	Aaron Baddeley	69 (-3)	Thomas Bjorn	
	Charles Howell III	69 (-3)	Ernie Els	
	Jose Maria Olazabal	69 (-3)	Charles Howell III	
	Tiger Woods	71 (T10)	Trevor Immelman	
			Zach Johnson	
			Henrik Stenson	



CUT: There was no cut; 61 of 62 starters completed 72 holes.

WEATHER: Overcast, cool and blustery Thursday, with winds off the Mediterranean Sea. Warmer Friday and Saturday, with winds blowing from the opposite direction on Saturday. Beautiful Sunday, with winds gusty at times.

Winner: Tiger Woods 71-69-70-68 278 \$1,000,000.00
(Won playoff with birdie-3 on first extra hole)

Miguel Angel Jiménez	2	72-68-69-69	278	\$400,000.00	Jean Van De Velde	T30	72-73-70-76	291	\$37,750.00
Dudley Hart	3	75-68-70-70	283	300,000.00	Mike Weir	T30	73-68-72-78	291	37,750.00
Nick Price	T4	69-71-70-74	284	176,666.67	Steve Elkington	T34	74-72-71-75	292	36,000.00
Lee Westwood	T4	73-67-71-73	284	176,666.67	John Huston	T34	72-74-72-74	292	36,000.00
Stewart Cink	T4	75-65-71-73	284	176,666.66	Jeff Sluman	T34	77-70-69-76	292	36,000.00
Fred Funk	T7	71-68-74-72	285	135,000.00	Paul Lawrie	T37	76-68-76-73	293	34,500.00
Sergio Garcia	T7	74-69-69-73	285	135,000.00	Rodney Pampling	T37	71-74-69-79	293	34,500.00
Scott Hoch	T7	69-70-72-74	285	135,000.00	Bob Tway	T37	75-72-71-75	293	34,500.00
Chris Perry	T7	70-67-72-76	285	135,000.00	Darren Clarke	T40	79-67-71-78	295	32,250.00
Bob Estes	T11	69-72-72-73	286	93,000.00	Ernie Els	T40	74-75-71-75	295	32,250.00
Jim Furyk	T11	68-73-71-74	286	93,000.00	Phil Mickelson	T40	69-71-77-78	295	32,250.00
Justin Leonard	T11	71-67-72-76	286	93,000.00	Naomichi Joe Ozaki	T40	76-71-69-79	295	32,250.00
José Maria Olazábal	T11	73-69-69-75	286	93,000.00	Loren Roberts	T40	72-72-71-80	295	32,250.00
David Toms	T11	72-68-71-75	286	93,000.00	Duffy Waldorf	T40	74-77-73-71	295	32,250.00
Tim Herron	T16	71-66-75-75	287	70,000.00	Notah Begay III	T46	77-71-73-75	296	30,250.00
Davis Love III	T16	74-70-73-70	287	70,000.00	Steve Pate	T46	72-74-72-78	296	30,250.00
Vijay Singh	T16	67-71-75-74	287	70,000.00	Scott Dunlap	T48	74-71-75-77	297	28,500.00
Hal Sutton	T19	75-66-69-78	288	62,000.00	Carlos Franco	T48	75-73-74-75	297	28,500.00
Bob May	T20	77-69-74-69	289	52,800.00	Bernhard Langer	T48	71-70-80-76	297	28,500.00
Colin Montgomerie	T20	70-72-72-75	289	52,800.00	Jeff Maggert	T48	70-74-79-74	297	28,500.00
Craig Parry	T20	72-73-71-73	289	52,800.00	Ted Tryba	T48	77-71-70-79	297	28,500.00
Dennis Paulson	T20	76-71-68-74	289	52,800.00	Kazuhiko Hosokawa	T53	73-73-72-80	298	27,125.00
Jarmo Sandelin	T20	70-74-75-70	289	52,800.00	Robert Karlsson	T53	74-68-74-82	298	27,125.00
Angel Cabrera	T25	74-74-70-72	290	41,750.00	Alexander Cejka	T55	79-76-72-72	299	26,500.00
Retief Goosen	T25	75-69-74-72	290	41,750.00	Brent Geiberger	T55	75-71-68-85	299	26,500.00
Mark James	T25	69-70-74-77	290	41,750.00	Brian Watts	T55	75-74-79-71	299	26,500.00
Tom Lehman	T25	72-67-71-80	290	41,750.00	Craig A. Spence	58	72-73-75-80	300	26,000.00
Jarrod Moseley	T25	76-69-72-73	290	41,750.00	Thomas Björn	T59	72-81-74-77	304	25,625.00
Stuart Appleby	T30	76-66-74-75	291	37,750.00	David Frost	T59	76-73-74-81	304	25,625.00
Padraig Harrington	T30	76-74-70-71	291	37,750.00	Richard Kaplan	61	78-75-73-80	306	25,250.00

2020 FedEx St. Jude Invitational Facts

EVENT:

World Golf Championships-FedEx St. Jude Invitational (WGC-FedEx St. Jude Invitational on second reference)

The FedEx St. Jude Invitational is one of four World Golf Championships sanctioned and organized by the operational committee of the International Federation of PGA Tours, which includes the Asian Tour, Japan Golf Tour, PGA TOUR, PGA Tour of Australasia and Sunshine Tour.

DATE:

August 5-8, 2021

SITE:

TPC Southwind

PAR/YARDAGE:

35-35=70/7,237 yards

2020 CHAMPION:

Justin Thomas, 267 (-13)

ARCHITECT:

Ron Prichard (1988) with Hubert Green, Fuzzy Zoeller as consultants

FORMAT:

Four-day, 72-hole stroke-play competition; no cut

PURSE:

\$10.5 million (US); \$1.82 million to the winner
Prize money will be considered official on each player's home Tour.

ELIGIBILITY:

Estimated field size – 75 players

- Playing members of the 2019 U.S. and International Presidents Cup teams.
- The top-50 players, including any tied for 50th place, from the Official World Golf Ranking as of Monday, June 22, 2020 (i.e. through completion of the U.S. Open) and Monday, June 29, 2020 (i.e. through completion of the Travelers Championship).
- Tournament winners, whose victories are considered official, of tournaments from the Federation Tours since the prior year's FedEx St. Jude Invitational (with an Official World Golf Ranking Strength of Field Rating of 115 points or more).
- The winner of the following tournaments from each of the following Tours:
 - Japan Golf Tour: Japan Golf Tour Championship (2020) and Bridgestone Open (2019)
 - Australasian Tour: Australian PGA Championship (2019)
 - Southern Africa Tour: Dimension Data Pro-Am (2020)
 - Asian Tour: Indonesian Masters (2019)

TROPHY:

Gary Player Cup



WEBSITE:

www.worldgolfchampionships.com

HISTORY:

Year	Winner	Score	Site
1999	Tiger Woods	270 (-10)	Firestone Country Club
2000	Tiger Woods	259 (-21)	Firestone Country Club
2001	Tiger Woods	268 (-12)	Firestone Country Club
2002	Craig Parry	268 (-16)	Sahalee Country Club
2003	Darren Clarke	268 (-12)	Firestone Country Club
2004	Stewart Cink	269 (-11)	Firestone Country Club
2005	Tiger Woods	274 (-6)	Firestone Country Club
2006	Tiger Woods	270 (-10)	Firestone Country Club
2007	Tiger Woods	272 (-8)	Firestone Country Club
2008	Vijay Singh	270 (-10)	Firestone Country Club
2009	Tiger Woods	268 (-12)	Firestone Country Club
2010	Hunter Mahan	268 (-12)	Firestone Country Club
2011	Adam Scott	263 (-17)	Firestone Country Club
2012	Keegan Bradley	267 (-13)	Firestone Country Club
2013	Tiger Woods	265 (-15)	Firestone Country Club
2014	Rory McIlroy	265 (-15)	Firestone Country Club
2015	Shane Lowry	269 (-11)	Firestone Country Club
2016	Dustin Johnson	274 (-6)	Firestone Country Club
2017	Hideki Matsuyama	264 (-16)	Firestone Country Club
2018	Justin Thomas	265 (-15)	Firestone Country Club
2019	Brooks Koepka	264 (-16)	TPC Southwind
2020	Justin Thomas	267 (-13)	TPC Southwind

MEDIA CONTACTS:

Darrell Smith, Executive Director, WGC-FedEx St. Jude Invitational
901-748-0534, darrellsmith@pgatourhq.com

Rachel Noble, Specialist, Communications, PGA TOUR
860-841-2424, rachelnoble@pgatourhq.com

2019 FedEx St. Jude Invitational

TPC Southwind; Memphis, TN
July 22-28, 2019

Purse: \$10,250,000

Par/Yards: 35-35--70/ 7,237

LEADERS	First Round	Second Round	Third Round
	Jon Rahm.....62 (-8)	Matthew Fitzpatrick.....131 (-9)	Rory McIlroy.....198 (-12)
	Patrick Cantlay.....65 (-5)	Patrick Cantlay.....133 (-7)	Brooks Koepka 199 (-11)
	Shugo Imahira.....65 (-5)	Billy Horschel.....133 (-7)	Matthew Fitzpatrick.....200 (-10)
	Hideki Matsuyama.....65 (-5)	Jon Rahm.....133 (-7)	Marc Leishman.....201 (-9)
	Cameron Smith.....65 (-5)	Cameron Smith.....133 (-7)	Alex Noren.....201 (-9)
	Bubba Watson.....65 (-5)	Brooks Koepka135 (-5)	Jon Rahm.....201 (-9)
	Brooks Koepka 68 (-2)		

CUT: No cut. All 63 players completed 72 holes.

WEATHER: Thursday: Mostly sunny. High of 84. Wind NE 6-12 mph. Friday: Mostly sunny. High of 87. Wind SSW 4-8 mph. Saturday: Partly cloudy. High of 89. Wind SSW 5-10 mph. Sunday: Partly cloudy. High of 90. Wind S 5-10 mph.



Winner: Brooks Koepka 68-67-64-65 264 \$1,745,000.00

Brooks Koepka..... 1	68-67-64-65 264	550.00	1,745,000.00	Thorbjörn Olesen..... T27	66-71-65-75 277	-	86,250.00
Webb Simpson..... 2	69-66-68-64 267	315.00	1,095,000.00	Chez Reavie..... T27	68-70-68-71 277	27.95	86,250.00
Marc Leishman..... 3	69-69-63-67 268	200.00	602,000.00	Xander Schauffele..... T27	69-70-69-69 277	27.95	86,250.00
Tommy Fleetwood..... T4	68-70-65-66 269	120.00	384,333.34	Brandt Snedeker..... T27	69-73-69-66 277	27.95	86,250.00
Matthew Fitzpatrick..... T4	67-64-69-69 269	-	384,333.33	Henrik Stenson..... T27	69-67-72-69 277	27.95	86,250.00
Rory McIlroy..... T4	69-67-62-71 269	120.00	384,333.33	Matt Wallace..... T27	70-69-65-73 277	-	86,250.00
Jon Rahm..... 7	62-71-68-69 270	95.00	273,000.00	Keith Mitchell..... 39	73-70-71-64 278	19.26	76,000.00
Ian Poulter..... 8	66-69-67-69 271	89.00	242,000.00	Jason Day..... T40	72-69-68-70 279	17.00	74,000.00
Billy Horschel..... T9	67-66-69-70 272	80.50	205,000.00	Sergio Garcia..... T40	69-71-70-69 279	17.00	74,000.00
Bubba Watson..... T9	65-70-68-69 272	80.50	205,000.00	Adam Scott..... T40	70-68-74-67 279	17.00	74,000.00
Justin Rose..... 11	67-68-70-68 273	73.00	183,000.00	Justin Harding..... T43	72-70-64-74 280	-	70,000.00
Rafa Cabrera Bello..... T12	70-71-67-66 274	59.00	143,625.00	Tyrrell Hatton..... T43	66-71-69-74 280	12.80	70,000.00
Patrick Cantlay..... T12	65-68-73-68 274	59.00	143,625.00	Matt Kuchar..... T43	70-70-71-69 280	12.80	70,000.00
Alex Noren..... T12	66-69-66-73 274	59.00	143,625.00	Hideki Matsuyama..... T43	65-71-72-72 280	12.80	70,000.00
Aaron Rai..... T12	72-69-66-67 274	-	143,625.00	Kevin Na..... T43	70-66-70-74 280	12.80	70,000.00
Patrick Reed..... T12	73-66-67-68 274	59.00	143,625.00	Bryson DeChambeau..... T48	67-74-72-68 281	10.20	66,000.00
Cameron Smith..... T12	65-68-73-68 274	59.00	143,625.00	C.T. Pan..... T48	72-70-70-69 281	10.20	66,000.00
Jordan Spieth..... T12	70-70-66-68 274	59.00	143,625.00	Danny Willett..... T48	69-72-70-70 281	10.20	66,000.00
Justin Thomas..... T12	68-69-66-71 274	59.00	143,625.00	Lucas Bjerregaard..... T51	69-74-72-69 284	-	63,000.00
Dustin Johnson..... T20	69-69-69-68 275	47.60	113,500.00	Philip Eriksson..... T51	73-72-72-67 284	-	63,000.00
Nate Lashley..... T20	66-70-71-68 275	47.60	113,500.00	Eddie Pepperell..... T51	70-74-66-74 284	-	63,000.00
Haotong Li..... T20	69-69-67-70 275	-	113,500.00	J.B. Holmes..... 54	76-71-68-70 285	7.36	61,000.00
Louis Oosthuizen..... T20	73-69-66-67 275	47.60	113,500.00	Kodai Ichihara..... T55	71-70-75-70 286	-	59,500.00
Adam Long..... T24	71-70-67-68 276	40.23	103,000.00	Gary Woodland..... T55	73-71-70-72 286	6.68	59,500.00
Andrew Putnam..... T24	66-71-72-67 276	40.23	103,000.00	Phil Mickelson..... 57	68-73-73-74 288	6.34	58,000.00
Matthew Wolff..... T24	72-70-65-69 276	40.23	103,000.00	Mikumu Horikawa..... T58	75-77-66-72 290	-	56,500.00
Paul Casey..... T27	70-71-69-67 277	27.95	86,250.00	Poom Saksansin..... T58	68-73-75-74 290	-	56,500.00
Corey Connors..... T27	67-71-70-69 277	27.95	86,250.00	Sung Kang..... 60	69-75-73-74 291	5.66	55,000.00
Tony Finau..... T27	70-71-68-68 277	27.95	86,250.00	Keegan Bradley..... T61	74-78-65-75 292	5.32	53,500.00
Jim Furyk..... T27	74-65-70-68 277	27.95	86,250.00	Max Homa..... T61	74-73-77-68 292	5.32	53,500.00
Shugo Imahira..... T27	65-69-71-72 277	-	86,250.00	Kevin Tway..... 63	76-77-74-70 297	4.98	52,000.00
Kevin Kisner..... T27	77-67-66-67 277	27.95	86,250.00				

2018 Bridgestone Invitational

Firestone Country Club (South); Akron, OH
July 30 - August 6, 2018

Purse: \$10,000,000

Par/Yards: 35-35-70/7,400

LEADERS		First Round	Second Round	Third Round
	Ian Poulter	62 (-8)	Tommy Fleetwood	129 (-11)
	Rickie Fowler	63 (-7)	Ian Poulter	129 (-11)
	Kyle Stanley	63 (-7)	Justin Thomas	129 (-11)
	Patrick Cantlay	64 (-6)	Jason Day	131 (-9)
	Si Woo Kim	64 (-6)	Kyle Stanley	131 (-9)
	Jon Rahm	64 (-6)		
	Justin Thomas	65 (-5)		
				Justin Thomas
				Rory McIlroy
				Ian Poulter
				Jason Day
				Marc Leishman
				Kyle Stanley

CUT: No cut. All 71 professionals completed 72 holes.

WEATHER: Thursday: Mostly cloudy. High of 83. Wind SW 4-8 mph. Friday: Partly cloudy. High of 86. Wind WSW 3-6 mph. Saturday: Partly cloudy. High of 90. Wind WSW 5-10 mph. Sunday: Partly cloudy. High of 91. Wind WSW 5-10 mph.



Winner: Justin Thomas 65-64-67-69 265 \$1,700,000.00

Justin Thomas	1	65-64-67-69	265	550.00	\$1,700,000.00	Bubba Watson	T31	71-69-67-73	280	24.79	\$74,750.00
Kyle Stanley	2	63-68-70-68	269	315.00	1,072,000.00	Tiger Woods	T31	66-68-73-73	280	24.79	74,750.00
Dustin Johnson	T3	69-71-66-64	270	170.00	510,000.00	Kevin Chappell	T39	71-72-68-70	281	14.92	66,250.00
Thorbjorn Olesen	T3	71-67-68-64	270		510,000.00	Sergio Garcia	T39	70-69-67-75	281	14.92	66,250.00
Brooks Koepka	5	66-70-68-67	271	115.00	357,000.00	Kevin Kisner	T39	74-68-68-71	281	14.92	66,250.00
Patrick Cantlay	T6	64-72-68-68	272	93.00	241,375.00	HaoTong Li	T39	66-67-72-76	281		66,250.00
Anirban Lahiri	T6	65-70-69-68	272	93.00	241,375.00	Hideki Matsuyama	T39	67-72-70-72	281	14.92	66,250.00
Rory McIlroy	T6	65-67-67-73	272	93.00	241,375.00	Francesco Molinari	T39	70-72-70-69	281	14.92	66,250.00
Aaron Wise	T6	67-71-67-67	272	93.00	241,375.00	Wade Ormsby	T39	69-71-68-73	281		66,250.00
Jason Day	T10	65-66-69-73	273	71.25	160,875.00	Henrik Stenson	T39	70-69-69-73	281	14.92	66,250.00
Tony Finau	T10	68-66-71-68	273	71.25	160,875.00	Ryuko Tokimatsu	T39	68-71-71-71	281		66,250.00
Si Woo Kim	T10	64-68-72-69	273	71.25	160,875.00	Daniel Berger	T48	67-71-71-73	282	9.63	59,250.00
Ian Poulter	T10	62-67-70-74	273	71.25	160,875.00	Alexander Bjork	T48	69-71-71-71	282		59,250.00
Tommy Fleetwood	T14	66-63-74-71	274	59.33	128,250.00	Matthew Fitzpatrick	T48	66-70-73-73	282		59,250.00
Matt Kuchar	T14	68-70-67-69	274	59.33	128,250.00	Russell Knox	T48	67-70-73-72	282	9.63	59,250.00
Marc Leishman	T14	65-69-67-73	274	59.33	128,250.00	Ted Potter, Jr.	T48	70-66-75-71	282	9.63	59,250.00
Rafa Cabrera Bello	T17	68-67-69-71	275	51.03	104,250.00	Austin Cook	T53	73-69-71-70	283	7.16	54,875.00
Ross Fisher	T17	67-68-71-69	275	51.03	104,250.00	Charley Hoffman	T53	69-70-73-71	283	7.16	54,875.00
Rickie Fowler	T17	63-74-65-73	275	51.03	104,250.00	Brandon Stone	T53	71-74-66-72	283		54,875.00
Zach Johnson	T17	69-70-67-69	275	51.03	104,250.00	Jhonattan Vegas	T53	70-75-70-68	283	7.16	54,875.00
Jon Rahm	T17	64-70-68-73	275	51.03	104,250.00	Byeong Hun An	T57	68-72-75-69	284	6.12	52,750.00
Gary Woodland	T17	67-71-69-68	275	51.03	104,250.00	Andrew Landry	T57	70-67-74-73	284	6.12	52,750.00
Cameron Smith	23	70-70-69-67	276	44.20	92,250.00	Adam Scott	T57	68-75-67-74	284	6.12	52,750.00
Luke List	T24	65-68-71-73	277	39.38	87,250.00	Jordan Spieth	T60	71-72-68-74	285	5.55	51,500.00
Phil Mickelson	T24	66-69-72-70	277	39.38	87,250.00	Brendan Steele	T60	73-69-70-73	285	5.55	51,500.00
Louis Oosthuizen	T24	68-66-69-74	277	39.38	87,250.00	Brian Harman	62	71-68-72-75	286	5.21	50,750.00
Webb Simpson	T24	69-65-71-72	277	39.38	87,250.00	Branden Grace	T63	73-74-71-69	287	4.76	49,750.00
Tyrell Hatton	T28	68-67-72-71	278	34.28	81,250.00	Satoshi Kodaira	T63	73-69-71-74	287	4.76	49,750.00
Patrick Reed	T28	66-70-70-72	278	34.28	81,250.00	Pat Perez	T63	68-70-73-76	287	4.76	49,750.00
Bryson DeChambeau	30	75-69-68-67	279	31.73	79,250.00	Paul Dunne	T66	71-68-75-74	288		48,500.00
Kiradech Aphibarnrat	T31	70-70-69-71	280		74,750.00	Emiliano Grillo	T66	72-70-68-78	288	4.19	48,500.00
Paul Casey	T31	68-71-71-70	280	24.79	74,750.00	Xander Schauffele	68	69-73-72-78	292	3.85	47,750.00
Patton Kizzire	T31	68-67-74-71	280	24.79	74,750.00	Kodai Ichihara	T69	73-74-78-68	293		47,000.00
Kevin Na	T31	65-72-70-73	280	24.79	74,750.00	Shubhankar Sharma	T69	72-79-72-70	293		47,000.00
Alex Noren	T31	70-73-66-71	280	24.79	74,750.00	Jaco Ahlers	71	68-79-77-79	303		46,500.00
Charl Schwartzel	T31	71-72-74-63	280	24.79	74,750.00						

2017 Bridgestone Invitational

Firestone Country Club (South); Akron, OH
July 31 - August 6, 2017

Purse: \$9,750,000

Par/Yards: 35-35-70/7,400

LEADERS		First Round	Second Round	Third Round
	Thomas Pieters	65 (-5)	133 (-7)	201 (-9)
	Russell Knox	66 (-4)	135 (-5)	201 (-9)
	Ross Fisher	67 (-3)	136 (-4)	202 (-8)
	Kevin Kisner	67 (-3)	Hideki Matsuyama	203 (-7)
	Rory McIlroy	67 (-3)	136 (-4)	Adam Hadwin
	Jon Rahm	67 (-3)	Rory McIlroy	204 (-6)
	Jordan Spieth	67 (-3)		Charley Hoffman
	Bubba Watson	67 (-3)		Rory McIlroy
	Hideki Matsuyama	69 (-1)		

CUT: No cut. All 76 professionals completed 72 holes.

WEATHER: Thursday: Cloudy skies with a high of 85. Wind SW 4-8 mph, increasing to 6-12 mph later in the day.
Friday: After morning thunderstorms, the second round began at 8:15 a.m. ET, 45 minutes later than originally scheduled. Scattered showers continued throughout the day before play was suspended at 10:29 a.m. due to lightning in the area. After a 46-minute delay, play resumed at 11:15 a.m. A third delay occurred at 1:10 p.m. when play was suspended again due to lightning. After an additional delay of 3 hours, 23 minutes, the second round resumed at 4:33 p.m. and was completed at 7:04 p.m. A total of 4 hours, 54 minutes in delays occurred during Friday's second round. The amount of rainfall for the day was 0.35 inches. Wind SSW 12-18 mph with gusts to 25 mph. High temperature of 80.
Saturday: Wind NNW at 10-15 mph with gusts to 20 mph. High temperature in the mid-70s.
Sunday: Dry with a high of 77. Wind SSW 5-10 mph.



Winner: Hideki Matsuyama 69-67-67-61 264 \$1,660,000.00

Hideki Matsuyama 1	69-67-67-61	264	550.00	\$1,660,000.00	Sergio Garcia T39	72-71-72-67	282	18.70	\$65,500.00
Zach Johnson 2	69-67-65-68	269	315.00	1,045,000.00	Phil Mickelson T39	71-72-72-67	282	18.70	65,500.00
Charley Hoffman 3	68-69-67-66	270	200.00	572,000.00	Marc Leishman T41	73-71-70-69	283	15.86	63,000.00
Thomas Pieters 4	65-70-66-71	272		422,000.00	Kyle Stanley T41	69-74-71-69	283	15.86	63,000.00
Paul Casey T5	70-69-67-67	273	101.00	268,500.00	Bernd Wiesberger T41	70-72-72-69	283		63,000.00
Adam Hadwin T5	68-69-67-69	273	101.00	268,500.00	Wesley Bryan T44	72-72-73-67	284	12.65	60,000.00
Russell Knox T5	66-71-68-68	273	101.00	268,500.00	Ross Fisher T44	67-72-71-74	284		60,000.00
Rory McIlroy T5	67-69-68-69	273	101.00	268,500.00	Renato Paratore T44	71-68-74-71	284		60,000.00
Rickie Fowler 9	70-71-67-66	274	83.00	186,000.00	Sam Brazer T47	74-70-71-70	285		57,000.00
Thorbjørn Olesen T10	73-70-67-65	275		154,666.67	Satoshi Kodaira T47	73-71-71-70	285		57,000.00
Hudson Swafford T10	70-69-70-66	275	73.33	154,666.67	Lee Westwood T47	72-78-68-67	285		57,000.00
Scott Hend T10	70-69-63-73	275		154,666.66	Jason Dufner T50	76-68-73-69	286	7.42	51,250.00
Kevin Chappell T13	72-67-68-69	276	60.75	123,500.00	Matthew Fitzpatrick T50	73-71-71-71	286		51,250.00
Xander Schauffele T13	70-69-69-68	276	60.75	123,500.00	Emiliano Grillo T50	72-71-73-70	286	7.42	51,250.00
Adam Scott T13	68-71-69-68	276	60.75	123,500.00	Brian Harman T50	70-74-69-73	286	7.42	51,250.00
Jordan Spieth T13	67-70-71-68	276	60.75	123,500.00	Si Woo Kim T50	73-69-71-73	286	7.42	51,250.00
Daniel Berger T17	71-68-68-70	277	50.05	95,500.00	Louis Oosthuizen T50	74-72-67-73	286	7.42	51,250.00
Dustin Johnson T17	68-75-68-66	277	50.05	95,500.00	Andy Sullivan T50	72-75-71-68	286		51,250.00
Brooks Koepka T17	71-69-67-70	277	50.05	95,500.00	Hideki Matsuyama T50	74-71-71-70	286		51,250.00
Matt Kuchar T17	71-72-66-68	277	50.05	95,500.00	Harold Varner III T50	70-69-73-74	286	7.42	51,250.00
Henrik Stenson T17	72-70-68-67	277	50.05	95,500.00	Fabrizio Zanotti T50	74-69-71-72	286		51,250.00
Jhonattan Vegas T17	69-71-68-69	277	50.05	95,500.00	Bryson DeChambeau T60	75-69-71-72	287	5.44	47,500.00
Bubba Watson T17	67-74-66-70	277	50.05	95,500.00	J.B. Holmes T60	69-73-78-67	287	5.44	47,500.00
Jason Day T24	71-66-70-71	278	39.38	82,000.00	Paul Lawrie T60	69-74-73-71	287		47,500.00
Francesco Molinari T24	71-73-69-65	278	39.38	82,000.00	Thongchai Jaidee T63	71-68-76-73	288		46,500.00
Charl Schwartzel T24	70-69-70-69	278	39.38	82,000.00	Justin Rose T63	72-69-74-73	288	4.76	46,500.00
Brendan Steele T24	73-68-69-68	278	39.38	82,000.00	Gary Woodland T63	74-77-70-67	288	4.76	46,500.00
Tommy Fleetwood T28	70-68-70-71	279		73,562.50	Russell Henley T66	75-74-69-71	289	4.08	45,750.00
Branden Grace T28	71-69-71-68	279	29.25	73,562.50	Mac Hughes T66	74-74-73-68	289	4.08	45,750.00
Kevin Kisner T28	67-73-73-66	279	29.25	73,562.50	Jeunghun Wang T66	74-73-73-69	289		45,750.00
Ryan Moore T28	73-69-68-69	279	29.25	73,562.50	Pat Perez 69	72-75-75-68	290	3.62	45,250.00
Alex Noren T28	69-68-74-68	279		73,562.50	Andres Romero 70	68-73-74-76	291	3.40	45,000.00
Jon Rahm T28	67-77-67-68	279	29.25	73,562.50	Shaun Norris 71	71-77-73-71	292		44,750.00
Justin Thomas T28	73-70-69-67	279	29.25	73,562.50	Rafa Cabrera Bello 72	76-73-75-70	294	3.17	44,500.00
Jimmy Walker T28	68-65-74-72	279	29.25	73,562.50	Chris Wood 73	75-74-76-72	297		44,250.00
Bill Haas T36	70-70-72-69	281	21.53	68,000.00	Billy Horschel T74	76-78-77-68	299	2.89	43,875.00
Tyrrell Hatton T36	72-71-69-69	281		68,000.00	Rod Pampling T74	73-70-76-80	299	2.89	43,875.00
Patrick Reed T36	75-70-68-68	281	21.53	68,000.00	Danny Willett 76	76-74-74-77	301	2.72	43,500.00

2016 Bridgestone Invitational

Firestone Country Club (South); Akron, OH
June 27 - July 3, 2016

Purse: \$9,500,000

Par/Yards: 35-35-70/7,400

LEADERS	First Round	Second Round	Third Round
	William McGirt64 (-6)	Jason Day136 (-4)	Jason Day205 (-5)
	Jason Day67 (-3)	David Lingmerth137 (-3)	Scott Piercy205 (-5)
	Emiliano Grillo67 (-3)	Emiliano Grillo138 (-2)	David Lingmerth206 (-4)
	Jimmy Walker67 (-3)	William McGirt138 (-2)	Brian Stuard207 (-3)
	Rickie Fowler68 (-2)	Scott Piercy138 (-2)	Dustin Johnson208 (-2)
	Charley Hoffman68 (-2)	Dustin Johnson142 (+2)	William McGirt208 (-2)
	Anirban Lahiri68 (-2)		Charl Schwartzel208 (-2)
	Jordan Spieth68 (-2)		
	Dustin Johnson69 (-1)		

CUT: No cut. 58 of 61 players completed 72 holes.

WEATHER: Thursday: Partly cloudy skies with a high of 82 degrees. Wind S at 5-10 mph. Friday: Light rains in the morning that changed to sunny skies in the afternoon. Temperatures hit the low 80s. Wind WNW at 12-22 mph. Saturday: Cloudy skies with temperatures in the mid-70s. Wind NW at 5-10 mph. Sunday: Mostly cloudy skies with a high of 77 degrees. Wind SSE at 4-8 mph. Wind reached 10-15 mph in the afternoon, with gusts of 20 mph.



Winner: Dustin Johnson 69-73-66-66 274 \$1,620,000.00

Dustin Johnson 1	69-73-66-66	274	550.00	\$1,620,000.00	Phil Mickelson T27	73-70-73-68	284	41.50	\$80,666.67
Scott Piercy 2	69-69-67-70	275	315.00	1,018,000.00	Smylie Kaufman T27	75-68-71-70	284	41.50	80,666.66
Kevin Chappell T3	71-70-69-67	277	140.00	449,250.00	Kevin Na T27	71-69-71-73	284	41.50	80,666.66
Jason Day T3	67-69-69-72	277	140.00	449,250.00	Charley Hoffman T33	68-73-72-72	285	37.00	76,000.00
Matt Kuchar T3	69-72-70-66	277	140.00	449,250.00	Anirban Lahiri T33	68-74-73-70	285	37.00	76,000.00
Jordan Spieth T3	68-71-71-67	277	140.00	449,250.00	Justin Thomas T33	70-69-70-76	285	37.00	76,000.00
William McGirt T7	64-74-70-70	278	89.00	233,333.34	Billy Hurley III T36	69-75-69-73	286	34.50	73,500.00
David Lingmerth T7	70-67-69-72	278	89.00	233,333.33	Shane Lowry T36	76-72-70-68	286	34.50	73,500.00
Charl Schwartzel T7	72-69-67-70	278	89.00	233,333.33	Marcus Fraser T38	73-73-69-72	287		71,000.00
Rickie Fowler T10	68-73-72-67	280	71.25	167,750.00	Bill Haas T38	74-72-71-70	287	32.00	71,000.00
Branden Grace T10	69-72-71-68	280	71.25	167,750.00	Vaughn Taylor T38	69-75-74-69	287	32.00	71,000.00
Zach Johnson T10	72-74-69-65	280	71.25	167,750.00	James Hahn 41	75-72-72-69	288	30.00	69,000.00
Adam Scott T10	71-68-73-68	280	71.25	167,750.00	Jim Furyk T42	74-72-70-73	289	27.50	66,500.00
Emiliano Grillo T14	67-71-71-72	281	60.50	129,000.00	Andrew Johnston T42	70-78-72-69	289		66,500.00
Bubba Watson T14	72-69-70-70	281	60.50	129,000.00	Soren Kjeldsen T42	72-76-70-71	289		66,500.00
Paul Casey T16	70-72-72-68	282	53.60	105,200.00	Hideki Matsuyama ... T42	70-79-73-67	289	27.50	66,500.00
Matt Jones T16	74-70-69-69	282	53.60	105,200.00	Fabian Gomez T46	74-73-72-71	290	24.00	63,000.00
Kevin Kisner T16	69-70-72-71	282	53.60	105,200.00	Nathan Holman T46	77-73-71-69	290		63,000.00
Brian Stuard T16	71-69-67-75	282	53.60	105,200.00	Justin Rose T46	69-76-73-72	290	24.00	63,000.00
Jimmy Walker T16	67-73-71-71	282	53.60	105,200.00	Byeong Hun An T49	76-71-71-74	292		60,500.00
George Coetzee T21	71-72-71-69	283		91,000.00	Michio Matsumura ... T49	79-74-70-69	292		60,500.00
K.T. Kim T21	74-67-70-72	283		91,000.00	Jason Dufner 51	71-76-72-74	293	20.00	59,000.00
Chris Kirk T21	75-69-73-66	283	47.50	91,000.00	Patrick Reed 52	74-75-69-76	294	19.00	58,000.00
Louis Oosthuizen T21	71-76-67-69	283	47.50	91,000.00	Kiradech Aphibarnrat . 53	70-76-77-72	295		57,000.00
Brandt Snedeker T21	70-72-70-71	283	47.50	91,000.00	Russell Knox 54	74-75-75-72	296	17.00	56,000.00
Young-han Song T21	70-70-72-71	283		91,000.00	Marc Leishman 55	76-72-75-77	300	16.00	55,000.00
Harris English T27	69-73-74-68	284	41.50	80,666.67	Danny Lee 56	78-71-78-74	301	15.00	54,000.00
Jim Herman T27	73-73-70-68	284	41.50	80,666.67	Yosuke Tsukada 57	78-78-73-75	304		53,000.00
J.B. Holmes T27	73-73-71-67	284	41.50	80,666.67	Steven Bowditch 58	82-72-80-74	308	13.00	52,000.00

2015 Bridgestone Invitational

Firestone Country Club (South); Akron, OH
August 3-9 2015

Purse: \$9,250,000

Par/Yards: 35-35-70/7,400

LEADERS	First Round	Second Round	Third Round
	Danny Lee 65 (-5)	Jim Furyk 132 (-8)	Jim Furyk 201 (-9)
	Jim Furyk 66 (-4)	Dustin Johnson 136 (-4)	Justin Rose 201 (-9)
	Graeme McDowell 66 (-4)	Shane Lowry 136 (-4)	Shane Lowry 203 (-7)
	Rickie Fowler 67 (-3)	Bubba Watson 136 (-4)	Steven Bowditch 205 (-5)
	Justin Rose 67 (-3)	Danny Lee 137 (-3)	Ian Poulter 205 (-5)
	Shane Lowry 70 (0)	Graeme McDowell 137 (-3)	Henrik Stenson 205 (-5)
		Henrik Stenson 137 (-3)	Bubba Watson 205 (-5)

CUT: No cut. All 77 players completed 72 holes.

WEATHER: Thursday: Cloudy, with highs in the mid-to-upper 70s. Wind ENE at 7-12 mph. Friday: Partly cloudy, with highs in low-80s. Wind NE at 7-12 mph. Saturday: Partly to mostly cloudy, with highs in low-80s. Wind N at 5 mph. Sunday: Partly cloudy in the morning, becoming mostly cloudy in the afternoon. Highs in the mid-80s. Wind NNE at 4-8 mph.



Winner: Shane Lowry 70-66-67-66 269 \$1,570,000.00

Shane Lowry 1	70-66-67-66	269/-11	\$1,570,000.00	Hideki Matsuyama ... T37	69-75-73-66	283/3	\$63,000.00
Bubba Watson 2	70-66-69-66	271/-9	930,000.00	Marcel Siem T37	70-73-69-71	283/3	63,000.00
Jim Furyk T3	66-66-69-72	273/-7	470,000.00	James Hahn T42	70-70-74-70	284/4	59,000.00
Justin Rose T3	67-71-63-72	273/-7	470,000.00	Ryan Moore T42	71-71-69-73	284/4	59,000.00
Robert Streb 5	68-70-68-68	274/-6	330,000.00	Louis Oosthuizen T42	72-70-72-70	284/4	59,000.00
Brooks Koepka T6	69-69-68-69	275/-5	219,000.00	Mikko Ilonen T45	74-73-70-68	285/5	55,000.00
Danny Lee T6	65-72-70-68	275/-5	219,000.00	Martin Kaymer T45	70-71-71-73	285/5	55,000.00
David Lingmerth T6	70-71-66-68	275/-5	219,000.00	Joost Luiten T45	70-72-70-73	285/5	55,000.00
Henrik Stenson T6	68-69-68-70	275/-5	219,000.00	Koumei Oda T45	68-77-69-71	285/5	55,000.00
Rickie Fowler T10	67-72-70-67	276/-4	149,500.00	Adam Scott T45	72-69-71-73	285/5	55,000.00
Jordan Spieth T10	70-68-72-66	276/-4	149,500.00	Jamie Donaldson T50	70-71-71-74	286/6	51,000.00
Steven Bowditch T12	73-69-63-72	277/-3	126,000.00	Victor Dubuisson T50	68-74-73-71	286/6	51,000.00
Jason Day T12	69-69-70-69	277/-3	126,000.00	Pablo Larrazabal T50	72-70-69-75	286/6	51,000.00
Soren Kjeldsen T12	69-73-69-66	277/-3	126,000.00	Anirban Lahiri T53	77-72-67-71	287/7	48,166.67
Kevin Na T15	69-70-71-68	278/-2	109,000.00	Jimmy Walker T53	73-73-70-71	287/7	48,166.67
Patrick Reed T15	71-67-72-68	278/-2	109,000.00	Dustin Johnson T53	69-67-75-76	287/7	48,166.66
Keegan Bradley T17	69-70-69-71	279/-1	88,500.00	Stephen Gallacher 56	77-67-71-73	288/8	47,000.00
Paul Casey T17	68-73-71-67	279/-1	88,500.00	Byeong-Hun An T57	77-68-70-74	289/9	45,750.00
Branden Grace T17	73-69-67-70	279/-1	88,500.00	Thongchai Jaidee T57	73-71-73-72	289/9	45,750.00
Russell Henley T17	70-70-70-69	279/-1	88,500.00	Ben Martin T57	75-71-72-71	289/9	45,750.00
Graeme McDowell T17	66-71-69-73	279/-1	88,500.00	Gary Woodland T57	75-69-72-73	289/9	45,750.00
Ian Poulter T17	68-72-65-74	279/-1	88,500.00	Francesco Molinari .. T61	69-74-74-73	290/10	44,625.00
Lee Westwood T17	68-70-73-68	279/-1	88,500.00	Brendon Todd T61	74-72-68-76	290/10	44,625.00
Danny Willett T17	70-71-69-69	279/-1	88,500.00	Sangmoon Bae T63	71-75-73-72	291/11	43,875.00
Matt Kuchar T25	72-68-72-68	280/E	74,666.67	Andrew Dodt T63	77-71-72-71	291/11	43,875.00
Webb Simpson T25	68-70-72-70	280/E	74,666.67	Phil Mickelson T63	76-70-71-74	291/11	43,875.00
Camilo Villegas T25	75-69-71-65	280/E	74,666.67	Gary Stal T63	72-73-73-73	291/11	43,875.00
Bernd Wiesberger T25	71-74-66-69	280/E	74,666.67	Fabian Gomez T67	75-72-73-72	292/12	43,125.00
Bill Haas T25	74-69-67-70	280/E	74,666.66	Oliver Wilson T67	74-72-75-71	292/12	43,125.00
Marc Warren T25	71-70-69-70	280/E	74,666.66	Thomas Bjorn 69	70-75-73-75	293/13	42,750.00
Charley Hoffman T31	75-66-71-69	281/1	70,500.00	Padraig Harrington ... T70	72-72-74-76	294/14	42,375.00
Charl Schwartzel T31	70-72-70-69	281/1	70,500.00	Ryan Palmer T70	74-75-73-72	294/14	42,375.00
Billy Horschel T33	71-73-70-68	282/2	67,500.00	Hunter Mahan 72	74-79-72-70	295/15	42,000.00
Zach Johnson T33	70-70-71-71	282/2	67,500.00	David Lipsky 73	72-74-72-78	296/16	41,750.00
Marc Leishman T33	72-70-70-70	282/2	67,500.00	Matt Every 74	72-77-76-73	298/18	41,500.00
Brandt Snedeker T33	70-70-72-70	282/2	67,500.00	Nick Cullen T75	77-74-75-75	301/21	41,125.00
Sergio Garcia T37	71-67-72-73	283/3	63,000.00	WC Liang T75	72-73-75-81	301/21	41,125.00
J.B. Holmes T37	74-68-70-71	283/3	63,000.00	Troy Merritt 77	82-75-70-75	302/22	40,750.00
Kevin Kisner T37	73-69-73-68	283/3	63,000.00				

2014 Bridgestone Invitational

Firestone Country Club (South); Akron, OH
July 28-August 3 2014

Purse: \$9,000,000

Par/Yards: 35-35-70/7,400

LEADERS		First Round	Second Round	Third Round
	Marc Leishman.....	64 (-6)	Sergio Garcia.....	129 (-11)
	Ryan Moore.....	65 (-5)	Justin Rose.....	132 (-8)
	Justin Rose.....	65 (-5)	Marc Leishman.....	133 (-7)
	Charl Schwartzel.....	65 (-5)	Rory McIlroy.....	133 (-7)
	Graham DeLaet.....	67 (-3)	Rickie Fowler.....	134 (-6)
	Rickie Fowler.....	67 (-3)	Charl Schwartzel.....	134 (-6)
	Francesco Molinari.....	67 (-3)		
	Patrick Reed.....	67 (-3)		
	Rory McIlroy.....	69 (-1)		
				Sergio Garcia.....
				Rory McIlroy.....
				Marc Leishman.....
				Keegan Bradley.....
				Justin Rose.....
				Adam Scott.....

CUT: No cut. 72 of the 76 professionals completed 72 holes.

WEATHER: Thursday: Mix of sun and clouds. High of 78, with WSW wind at 10-15 mph. Friday: Mix of sun and clouds. High of 82, with S wind at 5-10 mph. Saturday: Due to expected inclement weather, officials moved Saturday's tee times to threesomes going off of Nos. 1 and 10 between 7-9 a.m. Mostly cloudy, with afternoon storms. High of 78. Wind variable at 5-10 mph. Officials suspended play from 12:43-3:57 p.m. Sunday: Mostly cloudy, with late-morning storms. High of 78. Wind N at 5-10 mph. Due to heavy rain and water accumulating on the greens, officials suspended play from 10:45 a.m.-noon. Preferred lies were utilized.



Winner: Rory McIlroy 69-64-66-66 265 \$1,530,000.00

Rory McIlroy.....	1	69-64-66-66	265/-15	\$1,530,000.00	Brendon de Jonge.....	T37	72-69-70-69	280/E	\$64,500.00
Sergio Garcia.....	2	68-61-67-71	267/-13	900,000.00	Jamie Donaldson.....	T37	68-70-71-71	280/E	64,500.00
Marc Leishman.....	3	64-69-68-67	268/-12	522,000.00	Seung-Yul Noh.....	T37	69-69-70-72	280/E	64,500.00
Keegan Bradley.....	T4	68-67-67-69	271/-9	308,000.00	Bubba Watson.....	T37	69-70-73-68	280/E	64,500.00
Patrick Reed.....	T4	67-68-71-65	271/-9	308,000.00	Bill Haas.....	T41	71-69-69-72	281/1	61,000.00
Justin Rose.....	T4	65-67-70-69	271/-9	308,000.00	Russell Henley.....	T41	72-70-71-68	281/1	61,000.00
Charl Schwartzel.....	T4	65-69-73-64	271/-9	308,000.00	Chris Kirk.....	T41	69-73-72-67	281/1	61,000.00
Rickie Fowler.....	T8	67-67-72-67	273/-7	170,000.00	Steven Bowditch.....	44	69-71-73-69	282/2	59,000.00
Graeme McDowell.....	T8	71-70-66-66	273/-7	170,000.00	Miguel A. Jimenez.....	T45	69-69-72-73	283/3	57,500.00
Ryan Moore.....	T8	65-73-68-67	273/-7	170,000.00	Brendon Todd.....	T45	74-70-69-70	283/3	57,500.00
Adam Scott.....	T8	69-68-65-71	273/-7	170,000.00	Matt Every.....	T47	74-68-73-69	284/4	55,500.00
Matt Kuchar.....	T12	71-66-72-65	274/-6	115,000.00	Stephen Gallacher.....	T47	74-71-69-70	284/4	55,500.00
Hideki Matsuyama.....	T12	70-71-65-68	274/-6	115,000.00	Jordan Spieth.....	49	71-70-73-71	285/5	54,000.00
Brandt Snedeker.....	T12	68-68-68-70	274/-6	115,000.00	Tim Clark.....	T50	72-73-70-71	286/6	52,500.00
Thomas Bjorn.....	T15	69-68-69-69	275/-5	97,500.00	Luke Donald.....	T50	73-70-72-71	286/6	52,500.00
Jim Furyk.....	T15	69-68-69-69	275/-5	97,500.00	David Howell.....	T52	69-71-71-76	287/7	49,625.00
Hunter Mahan.....	T15	71-65-71-68	275/-5	97,500.00	Thongchai Jaidee.....	T52	70-74-71-72	287/7	49,625.00
Phil Mickelson.....	T15	71-73-69-62	275/-5	97,500.00	Ian Poulter.....	T52	73-73-70-71	287/7	49,625.00
Kevin Stadler.....	T19	71-70-66-69	276/-4	89,000.00	Scott Stallings.....	T52	72-75-68-72	287/7	49,625.00
Henrik Stenson.....	T19	71-66-68-71	276/-4	89,000.00	Martin Kaymer.....	T56	77-68-72-71	288/8	47,750.00
Lee Westwood.....	T19	72-71-70-63	276/-4	89,000.00	Joost Luiten.....	T56	73-73-71-71	288/8	47,750.00
Gary Woodland.....	T19	70-68-68-70	276/-4	89,000.00	Jonas Blixt.....	T58	75-72-69-73	289/9	46,500.00
Branden Grace.....	T23	69-71-67-70	277/-3	82,000.00	Alexander Levy.....	T58	72-71-77-69	289/9	46,500.00
Zach Johnson.....	T23	70-70-68-69	277/-3	82,000.00	Richard Sterne.....	T58	75-70-73-71	289/9	46,500.00
Kevin Na.....	T23	71-73-66-67	277/-3	82,000.00	Louis Oosthuizen.....	61	75-73-67-75	290/10	45,500.00
Ernie Els.....	T26	71-69-70-68	278/-2	75,200.00	Gonzalo Fdez-Castano	62	79-71-67-74	291/11	45,000.00
J.B. Holmes.....	T26	69-69-67-73	278/-2	75,200.00	Pablo Larrazabal.....	T63	71-74-77-70	292/12	44,250.00
John Senden.....	T26	74-66-67-71	278/-2	75,200.00	Steve Stricker.....	T63	74-73-72-73	292/12	44,250.00
Jimmy Walker.....	T26	69-70-70-69	278/-2	75,200.00	Brian Harman.....	65	72-70-75-76	293/13	43,750.00
Fabrizio Zanotti.....	T26	70-71-68-69	278/-2	75,200.00	Jason Dufner.....	T66	70-74-73-77	294/14	43,375.00
Angel Cabrera.....	T31	73-68-70-68	279/-1	69,500.00	Mikko Ilonen.....	T66	75-74-73-72	294/14	43,375.00
Victor Dubuisson.....	T31	72-70-69-68	279/-1	69,500.00	Daisuke Maruyama.....	68	73-73-73-78	297/17	43,000.00
Harris English.....	T31	69-69-68-73	279/-1	69,500.00	David Lynn.....	T69	76-72-75-75	298/18	42,625.00
Matt Jones.....	T31	70-70-69-70	279/-1	69,500.00	Yoshitaka Takeya.....	T69	74-75-74-75	298/18	42,625.00
Francesco Molinari.....	T31	67-70-73-69	279/-1	69,500.00	Kevin Streelman.....	71	78-71-78-73	300/20	42,250.00
Webb Simpson.....	T31	72-69-70-68	279/-1	69,500.00	Tano Goya.....	72	76-77-71-78	302/22	42,000.00

2013 Bridgestone Invitational

Firestone Country Club (South); Akron, OH
July 29-August 4 2013

Purse: \$8,750,000

Par/Yards: 35-35-70/7,400

LEADERS		First Round	Second Round	Third Round
		Webb Simpson..... 64 (-6)	Tiger Woods..... 127 (-13)	Tiger Woods..... 195 (-15)
		Henrik Stenson..... 65 (-5)	Keegan Bradley..... 134 (-6)	Henrik Stenson..... 202 (-8)
		Keegan Bradley..... 66 (-4)	Chris Wood..... 134 (-6)	Jason Dufner..... 203 (-7)
		Ryan Moore..... 66 (-4)	Bill Haas..... 135 (-5)	Luke Donald..... 204 (-6)
		Chris Wood..... 66 (-4)	Henrik Stenson..... 135 (-5)	Bill Haas..... 204 (-6)
		Tiger Woods..... 66 (-4)		Chris Wood..... 204 (-6)

CUT: No cut. All 73 players completed 72 holes.



WEATHER: Thursday: Partly cloudy with winds WNW at 10-15 mph. High of 75. Friday: Partly cloudy with winds WSW at 10-15 mph. High of 79. Saturday: One-half inch of rain fell overnight. With expected heavy showers, tee times ran from 11:10 a.m.-1:10 p.m. in threesomes off two tees. Partly cloudy and warmer with a high of 77. Winds NNW at 10 mph. Sunday: Partly cloudy, breezy and comfortable. High of 72. Winds NNW at 10-15, gusting to 20 mph.

Winner: Tiger Woods 66-61-68-70 265 \$1,500,000.00

Tiger Woods..... 1	66-61-68-70	265/-15	\$1,500,000.00	Angel Cabrera..... T38	72-68-70-74	284/4	\$64,500.00
Keegan Bradley..... T2	66-68-71-67	272/-8	692,500.00	Gonzalo Fdez-Castano T38	70-74-68-72	284/4	64,500.00
Henrik Stenson..... T2	65-70-67-70	272/-8	692,500.00	Kiradech Aphibarnrat T40	69-68-73-75	285/5	61,500.00
Miguel A. Jimenez..... T4	71-69-65-69	274/-6	321,666.67	Sergio Garcia..... T40	71-76-70-68	285/5	61,500.00
Zach Johnson..... T4	69-70-68-67	274/-6	321,666.67	Graeme McDowell..... T40	71-71-71-72	285/5	61,500.00
Jason Dufner..... T4	67-69-67-71	274/-6	321,666.66	Lee Westwood..... T40	71-71-71-72	285/5	61,500.00
Bill Haas..... T7	67-68-69-71	275/-5	205,000.00	Stephen Gallacher..... T44	74-74-67-71	286/6	57,500.00
Chris Wood..... T7	66-68-70-71	275/-5	205,000.00	Billy Horschel..... T44	74-74-72-66	286/6	57,500.00
Luke Donald..... T9	67-69-68-72	276/-4	145,750.00	Francesco Molinari... T44	70-70-72-74	286/6	57,500.00
Jim Furyk..... T9	67-69-72-68	276/-4	145,750.00	Nick Watney..... T44	71-72-70-73	286/6	57,500.00
Martin Kaymer..... T9	74-67-69-66	276/-4	145,750.00	Ernie Els..... T48	71-72-70-74	287/7	53,000.00
Richard Sterne..... T9	70-68-70-68	276/-4	145,750.00	Billy Horschel..... T48	77-70-71-69	287/7	53,000.00
Steve Stricker..... 13	71-67-70-69	277/-3	114,000.00	Shane Lowry..... T48	72-76-70-69	287/7	53,000.00
Harris English..... T14	70-68-72-68	278/-2	102,666.67	Thorbjorn Olesen..... T48	73-69-72-73	287/7	53,000.00
Webb Simpson..... T14	64-75-73-66	278/-2	102,666.67	Richie Ramsay..... T48	73-69-73-72	287/7	53,000.00
Adam Scott..... T14	73-68-66-71	278/-2	102,666.66	Sang-Moon Bae..... T53	73-73-70-72	288/8	48,875.00
Jamie Donaldson..... T17	70-69-71-69	279/-1	93,000.00	Jason Day..... T53	74-72-72-70	288/8	48,875.00
Justin Rose..... T17	69-72-69-69	279/-1	93,000.00	David Lynn..... T53	71-73-73-71	288/8	48,875.00
John Merrick..... T19	72-66-70-72	280/E	89,000.00	Matteo Manassero.... T53	71-70-74-73	288/8	48,875.00
Ian Poulter..... T19	69-72-69-70	280/E	89,000.00	Nicolas Colsaerts..... T57	72-70-74-73	289/9	47,250.00
Hideki Matsuyama.... T21	72-68-70-71	281/1	81,166.67	Derek Ernst..... T57	73-76-71-69	289/9	47,250.00
Charl Schwartzel..... T21	74-74-64-69	281/1	81,166.67	Jonas Blixt..... T59	70-75-73-72	290/10	45,750.00
Michael Thompson... T21	72-71-70-68	281/1	81,166.67	Scott Piercy..... T59	68-77-75-70	290/10	45,750.00
Bo Van Pelt..... T21	71-73-68-69	281/1	81,166.67	D.A. Points..... T59	73-69-75-73	290/10	45,750.00
Rickie Fowler..... T21	67-71-70-73	281/1	81,166.66	Kevin Streelman..... T59	76-73-71-70	290/10	45,750.00
Phil Mickelson..... T21	72-71-67-71	281/1	81,166.66	Brian Gay..... T63	72-70-75-75	292/12	44,250.00
Paul Casey..... T27	70-70-73-69	282/2	73,500.00	Brett Rumford..... T63	76-74-72-70	292/12	44,250.00
Russell Henley..... T27	72-69-75-66	282/2	73,500.00	Ken Duke..... T65	70-75-73-75	293/13	42,800.00
Matt Kuchar..... T27	72-71-69-70	282/2	73,500.00	Tommy Gainey..... T65	74-71-76-72	293/13	42,800.00
Paul Lawrie..... T27	69-72-71-70	282/2	73,500.00	Branden Grace..... T65	70-75-70-78	293/13	42,800.00
Rory McIlroy..... T27	70-71-69-72	282/2	73,500.00	Mikko Ilonen..... T65	73-73-73-74	293/13	42,800.00
Bubba Watson..... T27	67-69-72-74	282/2	73,500.00	Satoshi Kodaira..... T65	70-74-76-73	293/13	42,800.00
Peter Hanson..... T33	70-72-70-71	283/3	68,000.00	Carl Pettersson..... 70	72-73-73-77	295/15	42,000.00
Dustin Johnson..... T33	72-69-75-67	283/3	68,000.00	Toru Taniguchi..... 71	75-73-79-73	300/20	41,750.00
Ryan Moore..... T33	66-74-70-73	283/3	68,000.00	Jaco Van Zyl..... 72	73-82-78-72	305/25	41,500.00
Brandt Snedeker..... T33	72-70-71-70	283/3	68,000.00	Daniel Popovic..... 73	79-77-76-82	314/34	41,250.00
Boo Weekley..... T33	73-70-70-70	283/3	68,000.00				

2012 Bridgestone Invitational

Firestone Country Club (South Course); Akron, OH
July 30-August 5, 2012

Purse: \$8,500,000

Par/Yards: 35-35-70/7,400

LEADERS	First Round	Second Round	Third Round
	Jim Furyk 63 (-7)	Jim Furyk 129 (-11)	Jim Furyk 199 (-11)
	Lee Slattery 65 (-5)	Rafael Cabrera Bello 131 (-9)	Louis Oosthuizen 200 (-10)
	Rafael Cabrera Bello 66 (-4)	Louis Oosthuizen 132 (-8)	Keegan Bradley 203 (-7)
	Ben Crane 66 (-4)	Jason Dufner 133 (-7)	Rory McIlroy 204 (-6)
	Luke Donald 66 (-4)	K.T. Kim 134 (-6)	Steve Stricker 204 (-6)
	Simon Dyson 66 (-4)	Keegan Bradley 136 (-4)	
	John Senden 66 (-4)		
	Bubba Watson 66 (-4)		
	Keegan Bradley 67 (-3)		

CUT: No cut. 75 of the 78 players completed 72 holes.

WEATHER: Thursday: Sunny. Winds WSW at 5-10 mph. High of 90. Friday: Mostly sunny. Temperatures in the mid 90s, with light S winds at 5-10 mph. Saturday: Mostly sunny. Temperatures in the upper 80s by the afternoon with W winds at 10-20 mph. Sunday: Due to the threat of bad weather, tee times were adjusted so that players teed off on No. 1 and No. 10 in threesomes, from 8-10 a.m. Play was suspended at 9:15 a.m. due to a dangerous weather situation and resumed at noon. Mostly cloudy with morning thunderstorms turning to clearer skies in the afternoon. High of 81. Winds SW at 10-20 mph.



Winner: Keegan Bradley 67-69-67-64 267 \$1,400,000.00

Keegan Bradley 1	67-69-67-64	267/-13	\$1,400,000.00	Y.E. Yang T36	69-71-74-68	282/2	\$62,500.00
Jim Furyk T2	63-66-70-69	268/-12	665,000.00	Thomas Bjorn T40	71-70-74-68	283/3	59,000.00
Steve Stricker T2	68-68-68-64	268/-12	665,000.00	Zach Johnson T40	68-73-68-74	283/3	59,000.00
Louis Oosthuizen 4	67-65-68-69	269/-11	365,000.00	Francesco Molinari ... T40	74-70-69-70	283/3	59,000.00
Rory McIlroy T5	70-67-67-68	272/-8	276,500.00	Phil Mickelson T43	71-69-73-71	284/4	56,500.00
Justin Rose T5	70-69-66-67	272/-8	276,500.00	Alvaro Quiros T43	70-71-72-71	284/4	56,500.00
Jason Dufner 7	67-66-73-68	274/-6	210,000.00	Nicolas Colsaerts T45	73-68-74-70	285/5	53,000.00
Aaron Baddeley T8	73-66-71-66	276/-4	128,750.00	Ernie Els T45	73-73-68-71	285/5	53,000.00
K.J. Choi T8	71-72-67-66	276/-4	128,750.00	Marc Leishman T45	70-72-70-73	285/5	53,000.00
Luke Donald T8	66-69-71-70	276/-4	128,750.00	Adam Scott T45	71-70-71-73	285/5	53,000.00
Matt Kuchar T8	70-70-70-66	276/-4	128,750.00	Mark Wilson T45	72-71-73-69	285/5	53,000.00
Lee Slattery T8	65-71-72-68	276/-4	128,750.00	Ryo Ishikawa T50	71-72-70-73	286/6	49,000.00
David Toms T8	68-67-73-68	276/-4	128,750.00	Fredrik Jacobson T50	71-73-73-69	286/6	49,000.00
Bo Van Pelt T8	70-69-66-71	276/-4	128,750.00	Paul Lawrie T50	72-68-74-72	286/6	49,000.00
Tiger Woods T8	70-72-68-66	276/-4	128,750.00	Brandt Snedeker T50	71-70-70-75	286/6	49,000.00
Simon Dyson T16	66-71-70-70	277/-3	90,000.00	Danny Willett T50	72-74-73-67	286/6	49,000.00
John Senden T16	66-70-69-72	277/-3	90,000.00	Jonathan Byrd T55	73-73-69-72	287/7	46,500.00
Kyle Stanley T16	69-73-68-67	277/-3	90,000.00	Greg Chalmers T55	71-75-71-70	287/7	46,500.00
Bill Haas T19	67-71-70-70	278/-2	82,000.00	Gonzalo Fdez-Castano T55	71-73-70-73	287/7	46,500.00
Dustin Johnson T19	69-68-73-68	278/-2	82,000.00	Hunter Mahan T55	73-73-69-72	287/7	46,500.00
Scott Piercy T19	69-70-70-69	278/-2	82,000.00	Bernd Wiesberger T55	70-71-74-72	287/7	46,500.00
Nick Watney T19	69-70-72-67	278/-2	82,000.00	Rickie Fowler T60	70-80-69-69	288/8	44,500.00
Bubba Watson T19	66-73-72-67	278/-2	82,000.00	Yoshinori Fujimoto T60	73-74-71-70	288/8	44,500.00
K.T. Kim T24	67-67-74-71	279/-1	74,500.00	Marcel Siem T60	76-71-70-71	288/8	44,500.00
Graeme McDowell T24	70-67-70-72	279/-1	74,500.00	Peter Hanson T63	73-71-71-74	289/9	43,500.00
Geoff Ogilvy T24	67-70-72-70	279/-1	74,500.00	Joost Luiten T63	72-71-77-69	289/9	43,500.00
Charl Schwartzel T24	69-75-72-63	279/-1	74,500.00	Kevin Na T63	72-76-72-69	289/9	43,500.00
Carl Pettersson 28	67-70-71-72	280/E	72,000.00	Sang-Moon Bae 66	72-66-76-76	290/10	43,000.00
Rafael Cabrera Bello . T29	66-65-77-73	281/1	68,000.00	Toshinori Muto T67	73-71-73-74	291/11	42,625.00
Jason Day T29	75-70-70-66	281/1	68,000.00	Jeev Milkha Singh T67	73-74-71-73	291/11	42,625.00
Sergio Garcia T29	67-72-71-71	281/1	68,000.00	Robert Allenby 69	73-79-72-68	292/12	42,250.00
Retief Goosen T29	67-72-73-69	281/1	68,000.00	Lee Westwood 70	68-72-81-73	294/14	42,000.00
Martin Kaymer T29	68-72-72-69	281/1	68,000.00	Michael Hoey T71	78-75-70-72	295/15	41,625.00
Martin Laird T29	68-72-68-73	281/1	68,000.00	Robert Rock T71	76-72-74-73	295/15	41,625.00
Ian Poulter T29	74-69-69-69	281/1	68,000.00	Ted Potter, Jr. 73	72-72-75-80	299/19	41,250.00
Jamie Donaldson T36	68-73-75-66	282/2	62,500.00	Tom Lewis 74	78-76-74-73	301/21	41,000.00
Branden Grace T36	72-70-66-74	282/2	62,500.00	Oliver Bekker 75	77-72-76-77	302/22	40,750.00
Johnson Wagner T36	71-74-68-69	282/2	62,500.00				

2011 Bridgestone Invitational

Firestone Country Club (South Course); Akron, OH
August 1-7, 2011

Purse: \$8,500,000

Par/Yards: 35-35-70/7,400

LEADERS		First Round	Second Round	Third Round
	Adam Scott	62 (-8)	Keegan Bradley..... 132 (-8)	Adam Scott
	Jason Day	63 (-7)	Rickie Fowler..... 132 (-8)	Jason Day
	Nick Watney	65 (-5)	Ryan Moore..... 132 (-8)	Ryo Ishikawa..... 199 (-11)
	Thomas Bjorn	66 (-4)	Adam Scott	Keegan Bradley..... 200 (-10)
	Stewart Cink.....	66 (-4)	Jason Day	Martin Laird..... 200 (-10)
	Kyung-tae Kim	66 (-4)	Robert Karlsson..... 133 (-7)	
	Martin Laird.....	66 (-4)	Martin Laird..... 133 (-7)	
	Pablo Larrazabal.....	66 (-4)		
	Ryan Moore.....	66 (-4)		
	D.A. Points.....	66 (-4)		
	Rory Sabbatini.....	66 (-4)		
	Brandt Snedeker	66 (-4)		

CUT: No cut. All 76 players finished 72 holes.



WEATHER: Thursday: Sunny with a high of 88 degrees. Winds W 8-12 mph. Friday: Partly cloudy with temperatures reaching 82 degrees. Winds ESE 4-8 mph in the late morning changing to NNE 8-12 mph in the afternoon. Saturday: Mostly cloudy throughout the morning and early afternoon, with temperatures in the low to mid-80s and winds SW 5-10 mph. Sunday: Partly cloudy, warm and humid with temperatures reaching 86 degrees. Winds W 10-15 mph.

Winner: Adam Scott 62-70-66-65 263 \$1,400,000.00

Adam Scott	1	62-70-66-65	263	\$1,400,000.00	Charley Hoffman.....	T37	68-69-70-74	281	\$58,500.00
Luke Donald	T2	68-69-64-66	267	665,000.00	Hunter Mahan	T37	71-69-72-69	281	58,500.00
Rickie Fowler	T2	68-64-69-66	267	665,000.00	Matteo Manassero	T37	70-72-67-72	281	58,500.00
Jason Day	T4	63-70-66-69	268	332,500.00	Geoff Ogilvy.....	T37	68-70-76-67	281	58,500.00
Ryo Ishikawa	T4	67-68-64-69	268	332,500.00	Louis Oosthuizen	T37	71-71-70-69	281	58,500.00
Zach Johnson	T6	70-68-64-68	270	215,000.00	Tiger Woods	T37	68-71-72-70	281	58,500.00
Kyung-tae Kim	T6	66-72-66-66	270	215,000.00	Paul Casey.....	T45	73-71-71-67	282	53,000.00
Rory McIlroy	T6	68-68-67-67	270	215,000.00	Stewart Cink.....	T45	66-70-71-75	282	53,000.00
David Toms	T9	68-68-68-67	271	152,500.00	Gary Woodland.....	T45	70-66-73-73	282	53,000.00
Lee Westwood	T9	67-71-68-65	271	152,500.00	Robert Allenby.....	T48	70-73-70-70	283	49,300.00
Aaron Baddeley.....	T11	68-70-69-65	272	117,333.34	Dustin Johnson	T48	73-69-70-71	283	49,300.00
Fredrik Jacobson	T11	68-66-67-71	272	117,333.33	Phil Mickelson	T48	67-73-71-72	283	49,300.00
Martin Laird	T11	66-67-67-72	272	117,333.33	Rory Sabbatini	T48	66-77-71-69	283	49,300.00
Steve Stricker	T14	71-65-67-70	273	100,000.00	Brendan Steele.....	T48	69-74-74-66	283	49,300.00
Keegan Bradley.....	T15	67-65-68-74	274	95,500.00	Sergio Garcia.....	T53	68-72-72-72	284	46,500.00
Francesco Molinari	T15	73-64-68-69	274	95,500.00	Alexander Noren.....	T53	69-73-70-72	284	46,500.00
Robert Karlsson	T17	68-65-72-70	275	89,500.00	Alvaro Quiros.....	T53	73-74-67-70	284	46,500.00
Mark Wilson	T17	69-69-71-66	275	89,500.00	Charl Schwartzel	T53	74-71-68-71	284	46,500.00
Matt Kuchar.....	T19	71-69-65-71	276	85,000.00	Y.E. Yang.....	T53	72-71-69-72	284	46,500.00
D.A. Points.....	T19	66-70-72-68	276	85,000.00	Heath Slocum.....	58	71-65-75-74	285	45,000.00
Peter Hanson	T21	70-67-70-70	277	81,250.00	Jonathan Byrd.....	T59	67-74-75-70	286	43,750.00
Bubba Watson.....	T21	69-70-68-70	277	81,250.00	K.J. Choi.....	T59	74-71-70-71	286	43,750.00
Jim Furyk.....	T23	73-69-67-69	278	75,250.00	Padraig Harrington.....	T59	71-70-73-72	286	43,750.00
Lucas Glover	T23	68-68-72-70	278	75,250.00	Sean O'Hair.....	T59	72-72-69-73	286	43,750.00
Retief Goosen.....	T23	72-68-68-70	278	75,250.00	Arjun Atwal.....	T63	68-73-71-76	288	42,250.00
Ryan Moore	T23	66-66-74-72	278	75,250.00	Bill Haas.....	T63	72-72-70-74	288	42,250.00
Bo Van Pelt.....	T23	68-70-71-69	278	75,250.00	Graeme McDowell.....	65	71-72-75-71	289	1,500.00
Nick Watney	T23	65-70-70-73	278	75,250.00	Harrison Frazar	T66	72-72-77-70	291	40,750.00
Anders Hansen.....	T29	72-70-67-70	279	68,500.00	Jhonattan Vegas.....	T66	73-70-74-74	291	40,750.00
Martin Kaymer.....	T29	69-70-73-67	279	68,500.00	Thomas Bjorn.....	T68	66-72-75-79	292	39,250.00
Hennie Otto	T29	69-66-75-69	279	68,500.00	Darren Clarke	T68	77-74-69-72	292	39,250.00
Scott Stallings.....	T29	69-68-72-70	279	68,500.00	Jeff Overton	T68	72-73-73-74	292	39,250.00
Simon Dyson	T33	77-66-69-68	280	64,500.00	Ian Poulter.....	T68	71-69-80-72	292	39,250.00
Edoardo Molinari.....	T33	72-66-70-72	280	64,500.00	Miguel A. Jimenez.....	72	73-73-74-73	293	38,000.00
Justin Rose	T33	71-70-72-67	280	64,500.00	Jaebum Park.....	73	73-72-77-72	294	37,500.00
Brandt Snedeker.....	T33	66-68-74-72	280	64,500.00	Pablo Larrazabal	74	66-76-74-79	295	37,000.00
Ernie Els.....	T37	71-71-71-68	281	58,500.00	Yuta Ikeda	75	74-72-77-74	297	36,500.00
Richard Green.....	T37	69-68-74-70	281	58,500.00	Stuart Appleby.....	76	73-76-78-72	299	36,000.00

2010 Bridgestone Invitational

Firestone Country Club (South Course); Akron, OH
August 5-8, 2010

Purse: \$8,500,000

Par/Yards: 35-35-70/7,400

LEADERS	First Round	Second Round	Third Round
Bubba Watson	64 (-6)	Retief Goosen 133 (-7)	Ryan Palmer 201 (-9)
Kenny Perry	66 (-4)	Justin Leonard 134 (-6)	Sean O'Hair 201 (-9)
Phil Mickelson	66 (-4)	Phil Mickelson 134 (-6)	Matt Kuchar 202 (-8)
Adam Scott	66 (-4)	Peter Hanson 135 (-5)	Ernie Els 203 (-7)
Graeme McDowell	66 (-4)	Bo Van Pelt 135 (-5)	Peter Hanson 203 (-7)
Hunter Mahan	71 (T37)	Bubba Watson 135 (-5)	Justin Leonard 203 (-7)
		Hunter Mahan 138 (T17)	Hunter Mahan 204 T7

CUT: No cut. 80 of the 81 players completed 72 holes.



WEATHER: Thursday: Early morning showers and thunderstorms with mostly cloudy skies becoming partly cloudy by late morning. A few showers developed late in the evening. Winds: W 10-15 gusting to 20 mph with highs in the mid 80s. Friday: Mostly cloudy with scattered light showers through early afternoon. Partly cloudy the rest of the day. Winds: NW 5-10 mph with temperatures in the high 70s Saturday: Mostly sunny and pleasant. Winds: Variable 4-8 mph. High of 80. Sunday: Partly cloudy and warmer temperatures reaching into the mid-80s.

Winner: Hunter Mahan 71-67-66-64 268 \$1,400,000.00

Hunter Mahan	1	71-67-66-64	268	\$1,400,000.00	Alvaro Quiros	T39	73-66-74-68	281	\$58,000.00
Ryan Palmer	2	70-68-63-69	270	840,000.00	Heath Slocum	T39	75-68-67-71	281	58,000.00
Retief Goosen	T3	67-66-73-65	271	412,500.00	Scott Verplank	T39	75-68-68-70	281	58,000.00
Bo Van Pelt	T3	67-68-69-67	271	412,500.00	J.B. Holmes	T44	74-72-69-67	282	54,500.00
Sean O'Hair	5	67-70-64-71	272	295,000.00	Troy Matteson	T44	72-70-69-71	282	54,500.00
Jim Furyk	T6	72-68-69-64	273	227,500.00	Chad Campbell	T46	67-73-73-70	283	50,214.29
Jeff Overton	T6	67-70-67-69	273	227,500.00	K.J. Choi	T46	70-73-72-68	283	50,214.29
Peter Hanson	8	69-66-68-71	274	180,000.00	Boo Weekley	T46	73-72-68-70	283	50,214.29
Padraig Harrington	T9	69-70-70-66	275	125,833.34	Y.E. Yang	T46	74-68-71-70	283	50,214.29
Louis Oosthuizen	T9	72-70-68-65	275	125,833.34	Luke Donald	T46	70-69-73-71	283	50,214.28
Matt Kuchar	T9	69-67-66-73	275	125,833.33	Ross Fisher	T46	70-68-74-71	283	50,214.28
Rory McIlroy	T9	68-69-69-69	275	125,833.33	Phil Mickelson	T46	66-68-71-78	283	50,214.28
Adam Scott	T9	66-70-72-67	275	125,833.33	Ryo Ishikawa	T53	71-73-72-68	284	47,250.00
Steve Stricker	T9	68-71-69-67	275	125,833.33	Alexander Noren	T53	69-69-70-76	284	47,250.00
Dustin Johnson	15	72-65-68-71	276	96,000.00	Ross McGowan	T55	71-69-70-75	285	46,000.00
Martin Laird	T16	70-71-68-68	277	90,000.00	Edoardo Molinari	T55	71-71-70-73	285	46,000.00
Ryan Moore	T16	70-68-70-69	277	90,000.00	Mike Weir	T55	72-69-72-72	285	46,000.00
Nick Watney	T16	68-68-69-72	277	90,000.00	Tim Clark	T58	70-72-75-69	286	44,000.00
Justin Rose	T19	71-70-70-67	278	81,333.34	Ben Crane	T58	71-70-72-73	286	44,000.00
Stewart Cink	T19	72-69-70-67	278	81,333.33	Marcus Fraser	T58	72-72-68-74	286	44,000.00
Kenny Perry	T19	66-73-68-71	278	81,333.33	Charl Schwartzel	T58	73-68-68-77	286	44,000.00
Paul Casey	T22	68-68-73-70	279	72,000.00	Vijay Singh	T58	71-73-70-72	286	44,000.00
Jason Day	T22	69-70-69-71	279	72,000.00	Stuart Appleby	T63	74-72-70-71	287	42,250.00
Ernie Els	T22	69-70-64-76	279	72,000.00	James Kingston	T63	75-65-71-76	287	42,250.00
Sergio Garcia	T22	70-70-69-70	279	72,000.00	Jason Bohn	T65	71-68-73-77	289	40,750.00
Lucas Glover	T22	70-66-70-73	279	72,000.00	Robert Karlsson	T65	71-74-73-71	289	40,750.00
Miguel A. Jimenez	T22	69-67-70-73	279	72,000.00	Hennie Otto	T65	73-72-72-72	289	40,750.00
Martin Kaymer	T22	72-67-69-71	279	72,000.00	Ian Poulter	T65	72-70-77-70	289	40,750.00
Justin Leonard	T22	68-66-69-76	279	72,000.00	Gregory Bourdy	T69	68-72-74-76	290	39,250.00
Graeme McDowell	T22	66-73-68-72	279	72,000.00	Yuta Ikeda	T69	72-76-69-73	290	39,250.00
Geoff Ogilvy	T22	71-67-68-73	279	72,000.00	Rhys Davies	T71	75-69-72-75	291	37,750.00
Bubba Watson	T22	64-71-70-74	279	72,000.00	Simon Dyson	T71	72-73-73-73	291	37,750.00
Angel Cabrera	T33	71-68-67-74	280	63,500.00	David Horsey	T71	73-71-75-72	291	37,750.00
Rickie Fowler	T33	68-73-69-70	280	63,500.00	Camilo Villegas	T71	75-73-71-72	291	37,750.00
Bill Haas	T33	73-66-71-70	280	63,500.00	Soren Hansen	75	71-75-72-77	295	36,750.00
Zach Johnson	T33	70-70-71-69	280	63,500.00	Simon Khan	T76	73-71-74-78	296	36,375.00
Katsumasa Miyamoto	T33	71-72-62-75	280	63,500.00	Anthony Kim	T76	75-76-69-76	296	36,375.00
Oliver Wilson	T33	71-67-67-75	280	63,500.00	Michael Jonzon	T78	76-74-76-72	298	35,875.00
Ben Curtis	T39	69-70-71-71	281	58,000.00	Tiger Woods	T78	74-72-75-77	298	35,875.00
Francesco Molinari	T39	70-72-71-68	281	58,000.00	Henrik Stenson	80	79-75-71-75	300	35,500.00

2009 Bridgestone Invitational

Firestone Country Club (South Course); Akron, OH
August 6-9, 2009

Purse: \$8,500,000

Par/Yards: 35-35-70/7,400

LEADERS		First Round	Second Round	Third Round
	Padraig Harrington	64 (-6)	133 (-7)	200 (-10)
	Prayad Marksang	66 (-4)	134 (-6)	Tiger Woods 203 (-7)
	Tim Clark	66 (-4)	135 (-5)	Jerry Kelly 205 (-5)
	Scott Verplank	66 (-4)	136 (-4)	Ten Players 206 (-4)
	Steve Stricker	67 (-3)	136 (-4)	
	Ian Poulter	67 (-3)	136 (-4)	
	Zach Johnson	67 (-3)	Tiger Woods 138 (T13)	
	Tiger Woods	68 (T8)		



CUT: No-cut event in a field of 79 players

WEATHER: Thursday: Mostly sunny. High of 78. Winds NW 10-15 mph. Friday: Mostly cloudy. High of 79. Winds W-NW 8-12 mph. Saturday: Mostly cloudy with periodic rain showers. High of 80. Winds S-SW 8-12 mph. Sunday: Partly cloudy and warmer. Highs in the low 90s. Winds W-SW 10-20 mph.

Winner: Tiger Woods 68-70-65-65 268 \$1,400,000.00

Tiger Woods	1	68-70-65-65	268	\$1,400,000.00			
Robert Allenby	T2	68-69-69-66	272	665,000.00			
Padraig Harrington	T2	64-69-67-72	272	665,000.00			
Angel Cabrera	T4	70-68-68-67	273	332,000.00			
Hunter Mahan	T4	68-69-70-66	273	332,000.00			
Steve Stricker	T6	67-69-71-67	274	214,333.34			
Stewart Cink	T6	69-69-68-68	274	214,333.33			
Miguel A. Jimenez	T6	68-72-66-68	274	214,333.33			
Lee Westwood	9	69-71-70-65	275	160,000.00			
Mike Weir	10	71-66-69-70	276	145,000.00			
Chad Campbell	T11	71-68-69-69	277	112,500.00			
Jerry Kelly	T11	71-65-69-72	277	112,500.00			
Kenny Perry	T11	69-71-66-71	277	112,500.00			
Oliver Wilson	T11	69-69-68-71	277	112,500.00			
Woody Austin	T15	69-68-69-72	278	91,125.00			
Zach Johnson	T15	67-70-69-72	278	91,125.00			
Ian Poulter	T15	67-74-67-70	278	91,125.00			
Alvaro Quiros	T15	72-65-72-69	278	91,125.00			
Lucas Glover	T19	69-69-68-73	279	83,000.00			
Davis Love III	T19	72-66-73-68	279	83,000.00			
Y.E. Yang	T19	72-72-69-66	279	83,000.00			
Mathew Goggin	T22	73-71-68-68	280	74,428.58			
Darren Clarke	T22	71-70-70-69	280	74,428.57			
Sergio Garcia	T22	68-72-70-70	280	74,428.57			
Dustin Johnson	T22	70-71-70-69	280	74,428.57			
Geoff Ogilvy	T22	69-71-67-73	280	74,428.57			
Pat Perez	T22	70-72-66-72	280	74,428.57			
David Toms	T22	69-69-69-73	280	74,428.57			
Tim Clark	T29	66-68-73-74	281	67,000.00			
Ernie Els	T29	71-72-70-68	281	67,000.00			
Retief Goosen	T29	71-67-71-72	281	67,000.00			
Charles Howell III	T29	71-72-68-70	281	67,000.00			
Justin Rose	T29	75-68-69-69	281	67,000.00			
Vijay Singh	T29	70-73-67-71	281	67,000.00			
Henrik Stenson	T29	69-72-70-70	281	67,000.00			
J.B. Holmes	T36	70-72-65-75	282	60,000.00			
Anthony Kang	T36	71-76-66-69	282	60,000.00			
Anthony Kim	T36	72-68-71-71	282	60,000.00			
Prayad Marksang	T36	66-70-72-74	282	60,000.00			
Carl Pettersson	T36	70-70-68-74	282	60,000.00			
Camilo Villegas	T36	70-70-72-70	282	\$60,000.00			
Nick Watney	T36	74-68-69-71	282	60,000.00			
Ross Fisher	43	70-71-70-72	283	56,000.00			
Justin Leonard	44	70-71-70-73	284	55,000.00			
K.J. Choi	T45	74-72-73-66	285	51,500.00			
Luke Donald	T45	70-72-69-74	285	51,500.00			
Anders Hansen	T45	73-71-70-71	285	51,500.00			
Graeme McDowell	T45	73-71-71-70	285	51,500.00			
Nick O'Hern	T45	72-67-71-75	285	51,500.00			
Rory Sabbatini	T45	71-71-68-75	285	51,500.00			
Stuart Appleby	T51	74-68-69-75	286	46,500.00			
Christian Cevaer	T51	75-70-71-70	286	46,500.00			
Nick Dougherty	T51	69-71-71-75	286	46,500.00			
Jim Furyk	T51	73-71-73-69	286	46,500.00			
Danny Lee	T51	68-73-75-70	286	46,500.00			
Adam Scott	T51	78-67-71-70	286	46,500.00			
Scott Verplank	T51	66-69-75-76	286	46,500.00			
Phil Mickelson	T58	70-69-75-73	287	44,250.00			
Boo Weekley	T58	69-69-76-73	287	44,250.00			
Soren Hansen	T60	69-71-70-78	288	42,750.00			
Trevor Immelman	T60	70-70-74-74	288	42,750.00			
Thongchai Jaidee	T60	71-74-70-73	288	42,750.00			
Martin Kaymer	T60	72-74-72-70	288	42,750.00			
Cameron Beckman	T64	71-71-72-75	289	40,750.00			
Ben Curtis	T64	77-69-72-71	289	40,750.00			
Nathan Green	T64	74-71-74-70	289	40,750.00			
Jeev M. Singh	T64	70-71-72-76	289	40,750.00			
Soren Kjeldsen	T68	72-70-75-73	290	39,250.00			
Rory McIlroy	T68	75-70-71-74	290	39,250.00			
Gonzalo Fdez-Castano	T70	70-71-73-77	291	38,250.00			
Sean O'Hair	T70	69-72-76-74	291	38,250.00			
Shingo Katayama	72	74-72-73-73	292	37,500.00			
Richard Sterne	73	72-73-71-77	293	37,000.00			
Gregory Havret	T74	73-77-70-75	295	36,625.00			
Marc Turnesa	T74	76-75-71-73	295	36,625.00			
Chih-Bing Lam	76	74-75-75-75	299	36,250.00			
Shane Lowry	77	78-78-72-72	300	36,000.00			
Yujii Igarashi	78	74-83-73-72	302	35,750.00			
Brian Gay	79	75-74-76-79	304	35,500.00			

2008 Bridgestone Invitational

Firestone Country Club, South Course

Purse: \$8,000,000

Par/Yards: 35-35-70/7,400

July 31-August 3, 2008

First Round	Second Round	Third Round
Retief Goosen..... 66 (-4)	Vijay Singh..... 133 (-7)	Lee Westwood..... 202 (-8)
Tim Clark..... 67 (-3)	Phil Mickelson..... 134 (-6)	Vijay Singh..... 202 (-8)
Zach Johnson..... 67 (-3)	Sean O'Hair..... 135 (-5)	Phil Mickelson..... 202 (-8)
Daniel Chopra..... 67 (-3)	Peter Lonard..... 135 (-5)	Stuart Appleby..... 201 (-7)
Vijay Singh..... 67 (-3)	Zach Johnson..... 135 (-5)	Retief Goosen..... 199 (-5)
	Lee Westwood..... 135 (-5)	



CUT: There was no cut. All 80 professionals completed 72 holes.

WEATHER: Thursday: Mainly sunny with temperatures reaching the high 80s. NW winds from 6-12 mph. Friday: Partly sunny with highs in the upper 80s. W winds 5-10 mph. Saturday: Sunny and warm with N-NW winds 6-12 mph. Sunday: Mostly sunny with highs in the 80s.

Winner: Vijay Singh 67-66-69-68 270 \$1,350,000.00

Vijay Singh..... 1	67-66-69-68	270	\$1,350,000.00	Brendan Jones..... T36	69-73-69-70	281	\$52,000.00
Stuart Appleby..... T2	70-66-67-68	271	635,000.00	Anthony Kim..... T36	71-72-70-68	281	52,000.00
Lee Westwood..... T2	70-65-67-69	271	635,000.00	Aaron Baddeley..... T43	79-69-66-68	282	46,600.00
Retief Goosen..... T4	66-71-68-67	272	310,000.00	Stewart Cink..... T43	68-68-74-72	282	46,600.00
Phil Mickelson..... T4	68-66-68-70	272	310,000.00	Richard Green..... T43	72-73-70-67	282	46,600.00
Darren Clarke..... T6	70-71-65-67	273	220,000.00	Brandt Snedeker..... T43	68-76-69-69	282	46,600.00
Peter Lonard..... T6	69-66-72-66	273	220,000.00	Steve Stricker..... T43	68-69-75-70	282	46,600.00
Paul Casey..... T8	70-71-68-65	274	162,500.00	Stephen Ames..... T48	69-71-71-72	283	44,250.00
D.J. Trahan..... T8	69-67-70-68	274	162,500.00	Steve Flesch..... T48	70-70-73-70	283	44,250.00
Miguel A. Jimenez.... T10	70-66-70-69	275	133,000.00	Hidemasa Hoshino... T48	75-73-65-70	283	44,250.00
Hunter Mahan..... T10	71-66-70-68	275	133,000.00	David Toms..... T48	72-72-70-69	283	44,250.00
Chris DiMarco..... T12	68-70-68-70	276	111,000.00	Woody Austin..... T52	71-70-72-71	284	42,250.00
Sean O'Hair..... T12	68-67-73-68	276	111,000.00	Niclas Fasth..... T52	71-71-72-70	284	42,250.00
Chad Campbell..... T14	68-71-68-70	277	95,500.00	Rocco Mediate..... T52	68-73-71-72	284	42,250.00
Daniel Chopra..... T14	67-74-66-70	277	95,500.00	Chez Reavie..... T52	68-74-70-72	284	42,250.00
K.J. Choi..... T16	73-67-70-68	278	82,625.00	Ross Fisher..... T56	69-73-70-73	285	40,000.00
Zach Johnson..... T16	67-68-72-71	278	82,625.00	Fredrik Jacobson.... T56	71-71-70-73	285	40,000.00
Ian Poulter..... T16	70-68-69-71	278	82,625.00	Graeme McDowell.... T56	70-71-73-71	285	40,000.00
Henrik Stenson..... T16	73-70-68-67	278	82,625.00	Rod Pampling..... T56	69-71-75-70	285	40,000.00
Robert Allenby..... T20	71-70-70-68	279	71,000.00	Adam Scott..... T56	69-76-72-68	285	40,000.00
Tim Clark..... T20	67-71-71-70	279	71,000.00	Nick Dougherty..... T61	72-76-69-69	286	38,250.00
Padraig Harrington... T20	69-75-68-67	279	71,000.00	Steve Webster..... T61	68-72-72-74	286	38,250.00
Robert Karlsson..... T20	71-67-71-70	279	71,000.00	Lucas Glover..... T63	70-75-72-70	287	37,000.00
Justin Leonard..... T20	68-70-70-71	279	71,000.00	Andres Romero..... T63	73-71-73-70	287	37,000.00
Steve Lowery..... T20	75-67-70-67	279	71,000.00	Scott Strange..... T63	68-74-73-72	287	37,000.00
Scott Verplank..... T20	71-70-70-68	279	71,000.00	Kenny Perry..... T66	74-69-73-72	288	35,750.00
Ernie Els..... T27	69-74-69-68	280	60,000.00	Boo Weekley..... T66	72-73-71-72	288	35,750.00
Jim Furyk..... T27	68-69-71-72	280	60,000.00	Martin Kaymer..... T68	72-79-68-70	289	34,500.00
Charles Howell III.... T27	68-70-70-72	280	60,000.00	Prayad Marksaeng... T68	70-73-73-73	289	34,500.00
Paul McGinley..... T27	70-67-72-71	280	60,000.00	Geoff Ogilvy..... T68	71-67-79-72	289	34,500.00
Nick O'Hern..... T27	70-68-71-71	280	60,000.00	Brett Rumford..... T71	75-70-76-69	290	33,250.00
Justin Rose..... T27	71-70-68-71	280	60,000.00	Johnson Wagner..... T71	70-74-75-71	290	33,250.00
Rory Sabbatini..... T27	69-67-70-74	280	60,000.00	Soren Hansen..... T73	75-73-70-74	292	32,500.00
Vaughn Taylor..... T27	72-67-69-72	280	60,000.00	J.J. Henry..... T73	69-73-73-77	292	32,500.00
Oliver Wilson..... T27	71-69-72-68	280	60,000.00	David Howell..... T73	70-75-70-77	292	32,500.00
Angel Cabrera..... T36	72-73-68-68	281	52,000.00	Pablo Larrazabal..... T76	72-75-71-76	294	32,000.00
Richard Finch..... T36	69-75-70-67	281	52,000.00	Colin Montgomerie... T77	72-71-76-76	295	31,750.00
Sergio Garcia..... T36	69-72-68-72	281	52,000.00	James Kingston..... T78	73-72-71-80	296	31,500.00
J.B. Holmes..... T36	69-68-72-72	281	52,000.00	Craig Parry..... T79	70-75-75-77	297	31,250.00
Trevor Immelman.... T36	75-64-68-74	281	52,000.00	Mark Brown..... T80	80-75-76-70	301	31,000.00

2007 Bridgestone Invitational

Firestone Country Club, South Course

Purse: \$8,000,000

Par/Yards: 35-35-70/7,400

August 2-5, 2007

LEADERS	First Round	Second Round	Third Round
	Hunter Mahan 67 (-3)	Rory Sabbatini 134 (-6)	Rory Sabbatini 206 (-4)
	Rory Sabbatini 67 (-3)	Zach Johnson 136 (-4)	Tiger Woods 207 (-3)
	Paul Casey 67 (-3)	Kenny Perry 138 (-2)	Kenny Perry 209 (-1)
	Stuart Appleby 68 (-2)	Scott Verplank 138 (-2)	
	Mark Calcavecchia 68 (-2)	Tiger Woods 138 (-2)	
	Arron Oberholser 68 (-2)		
	Boo Weekley 68 (-2)		
	Lee Westwood 68 (-2)		
	Tiger Woods 68 (-2)		

CUT: There was no cut. 82 of the 85 professionals completed 72 holes.

NOTEWORTHY: Tiger Woods won the Bridgestone Invitational for the sixth time at Firestone Country Club. On five occasions, a player has won the same tournament six-plus times, but only three players have collected six victories on the same course.



WEATHER: Thursday: Sunny and warm throughout the day with a high of 93, with SW winds 5-10 mph. Friday: Sunny and warm with a high of 89 and SW winds 5-10 mph. Saturday: Partly cloudy with N-NW winds 5-10 mph and a high of 85. Sunday: Partly cloudy with showers throughout the day, SW winds 10-15 mph and a high of 80.

Winner: Tiger Woods 68-70-69-65 272 \$1,350,000.00

Tiger Woods 1	68-70-69-65	272	\$1,350,000.00	Colin Montgomerie ... T41	71-72-73-75	291	\$48,000.00
Justin Rose T2	69-72-71-68	280	635,000.00	Henrik Stenson T41	72-74-72-73	291	48,000.00
Rory Sabbatini T2	67-67-72-74	280	635,000.00	Steve Stricker T41	70-73-76-72	291	48,000.00
Chris DiMarco T4	69-70-72-70	281	310,000.00	John Senden 45	71-69-78-74	292	46,000.00
Peter Lonard T4	70-70-73-68	281	310,000.00	Michael Campbell T46	71-74-72-76	293	44,500.00
Tim Clark T6	71-70-72-69	282	202,000.00	Thongchai Jaidee T46	73-76-73-71	293	44,500.00
Davis Love III T6	74-65-74-69	282	202,000.00	Shingo Katayama T46	71-73-75-74	293	44,500.00
Andres Romero T6	71-71-69-71	282	202,000.00	Jerry Kelly T46	73-71-74-75	293	44,500.00
Justin Leonard T9	73-67-71-72	283	147,500.00	Phil Mickelson T46	74-72-74-73	293	44,500.00
Scott Verplank T9	70-68-73-72	283	147,500.00	Paul Casey T51	67-73-76-78	294	42,000.00
Zach Johnson T11	71-65-76-72	284	115,333.34	Troy Matteson T51	71-74-73-76	294	42,000.00
K.J. Choi T11	71-73-69-71	284	115,333.33	Geoff Ogilvy T51	73-71-72-78	294	42,000.00
Kenny Perry T11	69-69-71-75	284	115,333.33	Jeev M. Singh T51	72-74-72-76	294	42,000.00
Mark Calcavecchia ... T14	68-72-76-69	285	86,583.34	Thongchai Jaidee T51	77-72-74-71	294	42,000.00
Rod Pampling T14	71-73-74-67	285	86,583.34	Woody Austin T56	74-77-68-76	295	39,500.00
Stuart Appleby T14	68-74-69-74	285	86,583.33	Stewart Cink T56	79-67-76-73	295	39,500.00
Joe Durant T14	74-67-71-73	285	86,583.33	Nick O'Hern T56	72-72-75-76	295	39,500.00
Padraig Harrington ... T14	72-69-72-72	285	86,583.33	Vijay Singh T56	74-72-75-74	295	39,500.00
Arron Oberholser T14	68-74-72-71	285	86,583.33	Yong-Eun Yang T56	73-74-70-78	295	39,500.00
Aaron Baddeley T20	70-74-67-75	286	75,500.00	Retief Goosen T61	74-73-72-77	296	36,750.00
Sergio Garcia T20	71-77-71-67	286	75,500.00	David Howell T61	74-77-75-70	296	36,750.00
Stephen Ames T22	71-73-71-72	287	66,250.00	Vaughn Taylor T61	72-77-71-76	296	36,750.00
Luke Donald T22	75-75-67-70	287	66,250.00	David Toms T61	76-74-71-75	296	36,750.00
Ernie Els T22	70-77-72-68	287	66,250.00	Nick Watney T61	72-72-76-76	296	36,750.00
Niclas Fasth T22	75-73-70-69	287	66,250.00	Liang Wen-chong T61	75-74-72-75	296	36,750.00
Anders Hansen T22	71-72-71-73	287	66,250.00	Darren Clarke T67	70-76-76-75	297	34,750.00
Charley Hoffman T22	71-73-74-69	287	66,250.00	Mark Hensby T67	73-71-79-74	297	34,750.00
Hunter Mahan T22	67-73-71-76	287	66,250.00	Angel Cabrera T69	73-76-74-75	298	33,500.00
Lee Westwood T22	68-71-79-69	287	66,250.00	Fred Funk T69	75-74-74-75	298	33,500.00
Richard Green T30	73-73-68-74	288	58,000.00	Gregory Havret T69	73-73-76-76	298	33,500.00
Carl Pettersson T30	70-79-68-71	288	58,000.00	Robert Karlsson T69	76-72-72-78	298	33,500.00
Ian Poulter T30	71-73-74-70	288	58,000.00	Graeme Storm T69	75-72-76-75	298	33,500.00
John Rollins T30	73-75-68-72	288	58,000.00	Brian Bateman T74	77-75-72-75	299	32,625.00
Boo Weekley T30	68-78-70-72	288	58,000.00	Paul Goydos T74	69-76-73-81	299	32,625.00
Brett Wetterich T30	74-75-70-69	288	58,000.00	Jose Manuel Lara 76	71-77-77-75	300	32,250.00
Trevor Immelman T36	73-76-69-71	289	53,500.00	Chad Campbell T77	73-73-77-79	302	31,750.00
Adam Scott T36	75-76-70-68	289	53,500.00	Anton Haig T77	77-75-71-79	302	31,750.00
Mark Wilson T36	76-75-68-70	289	53,500.00	Raphael Jacquelin ... T77	71-77-73-81	302	31,750.00
Charles Howell III T39	72-76-70-72	290	51,000.00	Ben Curtis 80	74-79-77-73	303	31,250.00
Paul McGinley T39	72-74-73-71	290	51,000.00	Robert Allenby 81	76-74-82-80	312	31,000.00
J.J. Henry T41	73-69-74-75	291	48,000.00	Jose Maria Olazabal .. 82	77-80-78-79	314	30,750.00

2006 Bridgestone Invitational

Firestone Country Club (South Course), Akron, OH
August 24-27, 2006

Purse: \$7,500,000

Par/Yards: 35-35-70/7,360

LEADERS		First Round	Second Round	Third Round
	Adam Scott	63 (-7)	Tiger Woods131 (-9)	Stewart Cink.....201 (-9)
	Jason Gore	65 (-5)	Davis Love III.....132 (-8)	Paul Casey.....202 (-8)
	Lucas Glover	66 (-4)	Jim Furyk.....134 (-6)	Davis Love III.....202 (-8)
	Michael Campbell	67 (-3)	Adam Scott.....134 (-6)	Tiger Woods202 (-8)
	Luke Donald	67 (-3)	Ernie Els.....135 (-5)	Jim Furyk.....203 (-7)
	David Howell	67 (-3)	Lucas Glover.....135 (-5)	
	Davis Love III	67 (-3)	Kevin Stadler.....135 (-5)	
	David Toms	67 (-3)		
	Tiger Woods	67 (-3)		

CUT: There was no cut. 76 of the 78 professionals completed 72 holes.



WEATHER: Thursday: Rain in the morning with mostly cloudy skies. Sunny and warm in the afternoon with a high of 76. Friday: Partly cloudy with a high of 85. Winds S 5-10 mph. Saturday: Partly cloudy. High of 85 with winds SW 5-10 mph. Sunday: Due to a threatening weather situation, tee times were scheduled for 7:30-9:30 a.m. off Nos. 1 and 10. After heavy overnight rains, play was delayed 90 minutes. On and off showers most of the day with cloudy skies. High temperature was 77 with SW winds 8-12 mph.

Winner: Tiger Woods 67-64-71-68 270 \$1,300,000.00

Tiger Woods1	67-64-71-68	270	\$1,300,000.00	Rory SabbatiniT36	75-71-68-70	284	\$50,500.00
Stewart Cink2	70-67-64-69	270	750,000.00	Charl SchwartzelT36	72-69-70-73	284	50,500.00
Jim Furyk3	69-65-69-68	271	450,000.00	Brett WetterichT36	72-73-71-68	284	50,500.00
Angel CabreraT4	70-68-70-65	273	246,250.00	Fred FunkT42	72-70-72-71	285	46,166.67
Paul CaseyT4	69-69-64-71	273	246,250.00	Tom LehmanT42	72-69-73-71	285	46,166.67
Lucas GloverT4	66-69-69-69	273	246,250.00	Ben CurtisT42	71-72-72-70	285	46,166.66
Davis Love IIIT4	67-65-70-71	273	246,250.00	Rod PamplingT45	75-71-71-69	286	44,500.00
Luke DonaldT8	67-69-70-68	274	152,500.00	Vijay SinghT45	70-74-73-69	286	44,500.00
David TomsT8	67-74-65-68	274	152,500.00	Dean WilsonT45	75-70-68-73	286	44,500.00
J.J. HenryT10	70-68-68-69	275	120,000.00	Retief GoosenT48	71-73-74-69	287	43,250.00
Arron OberholserT10	70-71-69-65	275	120,000.00	Corey PavinT48	74-73-68-72	287	43,250.00
Adam ScottT10	63-71-71-70	275	120,000.00	Olin BrowneT50	68-75-70-75	288	41,750.00
Trevor ImmelmanT13	69-70-68-70	277	95,000.00	Chad CampbellT50	68-76-72-72	288	41,750.00
Ian PoulterT13	71-71-67-68	277	95,000.00	Stephen DoddT50	74-73-69-72	288	41,750.00
Kevin StadlerT13	68-67-70-72	277	95,000.00	J.B. HolmesT50	71-72-68-77	288	41,750.00
Ben Crane16	73-67-70-68	278	85,000.00	Aaron BaddeleyT54	73-74-69-73	289	39,500.00
Michael Campbell17	67-71-70-71	279	82,000.00	Mark HensbyT54	74-76-68-71	289	39,500.00
Stephen AmesT18	69-70-71-70	280	77,000.00	Miguel A. JimenezT54	70-72-77-70	289	39,500.00
Thomas BjornT18	72-67-67-74	280	77,000.00	Thomas LevetT54	77-69-69-74	289	39,500.00
Robert GamezT18	70-67-72-71	280	77,000.00	Phil MickelsonT54	74-74-68-73	289	39,500.00
Vaughn TaylorT18	71-67-71-71	280	77,000.00	David HowellT59	67-79-71-74	291	37,500.00
Robert AllenbyT22	71-71-68-71	281	68,000.00	Jeff MaggertT59	75-70-75-71	291	37,500.00
K.J. ChoiT22	75-70-67-69	281	68,000.00	Scott VerplankT59	71-75-70-75	291	37,500.00
Sergio GarciaT22	69-73-68-71	281	68,000.00	Bart BryantT62	72-83-69-68	292	36,000.00
Jose Maria OlazabalT22	68-70-74-69	281	68,000.00	Johan EdforsT62	75-76-71-70	292	36,000.00
Mike WeirT22	69-71-69-72	281	68,000.00	Robert KarlssonT62	75-70-73-74	292	36,000.00
Chris DiMarcoT27	68-72-71-71	282	60,500.00	Shiv Kapur65	72-75-72-74	293	35,000.00
Padraig HarringtonT27	73-71-70-68	282	60,500.00	John BickertonT66	74-75-70-75	294	34,250.00
Kenny PerryT27	73-70-66-73	282	60,500.00	Paul McGinleyT66	77-75-70-72	294	34,250.00
Carl PetterssonT27	70-72-68-72	282	60,500.00	Mark CalcavecchiaT68	75-72-77-71	295	33,000.00
Ernie ElsT31	68-67-70-78	283	56,000.00	Chris CouchT68	72-74-72-77	295	33,000.00
Brad FaxonT31	69-69-75-70	283	56,000.00	Tim HerronT68	76-74-73-72	295	33,000.00
Justin LeonardT31	70-69-72-72	283	56,000.00	Stuart ApplebyT71	76-75-76-69	296	31,750.00
Nick O'HernT31	72-69-71-71	283	56,000.00	Peter LonardT71	74-73-77-72	296	31,750.00
Henrik StensonT31	75-73-67-68	283	56,000.00	Wes Short, Jr.T71	76-71-73-76	296	31,750.00
Jason GoreT36	65-76-73-70	284	50,500.00	Tim Clark74	68-75-80-77	300	31,250.00
Zach JohnsonT36	71-68-72-73	284	50,500.00	Gonzalo Fernandez75	74-76-81-70	301	31,000.00
Geoff OgilvyT36	69-76-70-69	284	50,500.00	Tatsuhiko Takahashi76	81-73-75-75	304	30,750.00

2005 NEC Invitational

Firestone Country Club (South Course), Akron, OH
August 18-21, 2005

Purse: \$7,500,000

Par/Yards: 35-35-70/7,360

LEADERS		First Round	Second Round	Total
Vijay Singh	66 (-4)	66 (-4)	66 (-4)	136 (-4)
Henrik Stenson	66 (-4)	66 (-4)	66 (-4)	136 (-4)
Tiger Woods	66 (-4)	67 (-3)	67 (-3)	137 (-3)
Chris DiMarco	67 (-3)	67 (-3)	67 (-3)	137 (-3)
Nick Dougherty	67 (-3)	67 (-3)	67 (-3)	137 (-3)
Davis Love III	67 (-3)	67 (-3)	67 (-3)	137 (-3)
Luke Donald	136 (-4)	136 (-4)	136 (-4)	203 (-7)
Tiger Woods	136 (-4)	137 (-3)	137 (-3)	203 (-7)
Thomas Bjorn	137 (-3)	137 (-3)	137 (-3)	203 (-7)
Chris DiMarco	137 (-3)	137 (-3)	137 (-3)	203 (-7)
Paul McGinley	137 (-3)	137 (-3)	137 (-3)	203 (-7)
Vijay Singh	137 (-3)	137 (-3)	137 (-3)	203 (-7)
Henrik Stenson	137 (-3)	137 (-3)	137 (-3)	203 (-7)
Third Round				
Kenny Perry	203 (-7)	203 (-7)	203 (-7)	203 (-7)

CUT: There was no cut. 74 of the 76 players completed 72 holes.



WEATHER: Thursday: Mostly cloudy with temperatures in the low 80s. Friday: A mix of sun and clouds with temperatures in the mid-80s. Saturday: Third-round tee times were moved up to 7:20 a.m. Last group teed off at 9:10 a.m. Cloudy with temperatures reaching the low 80s. Lightning and heavy rain in the area caused a three-hour and 16 minute weather delay at 12:44 p.m. Play suspended for the day at 6:05 p.m. Sunday: Third-round played resumed at 7:30 a.m. and ended at 8:15 a.m. Final round began at 9 a.m. with players in twosomes. Sunny with temperatures reaching 80.

Winner: Tiger Woods 66-70-67-71 274 \$1,300,000.00

Tiger Woods	66-70-67-71	274	\$1,300,000.00	Stephen Ames	T36	74-71-68-73	286	\$52,000.00
Chris DiMarco	67-70-70-68	275	750,000.00	Woody Austin	T36	73-68-77-68	286	52,000.00
Vijay Singh	66-71-72-67	276	353,666.67	Peter Lonard	T36	74-71-68-73	286	52,000.00
Paul McGinley	71-66-67-72	276	353,666.66	Adam Scott	T36	70-76-67-73	286	52,000.00
Ryan Palmer	72-68-67-69	276	353,666.66	Mike Weir	T36	71-69-70-76	286	52,000.00
Luke Donald	69-67-74-67	277	200,000.00	Angel Cabrera	T41	75-74-67-71	287	47,000.00
David Howell	70-68-70-69	277	200,000.00	Stewart Cink	T41	72-72-73-70	287	47,000.00
Kenny Perry	70-69-64-74	277	200,000.00	Fred Funk	T41	74-71-69-73	287	47,000.00
Zach Johnson	70-70-69-69	278	135,000.00	Tom Lehman	T41	73-71-75-68	287	47,000.00
Colin Montgomerie	70-72-68-68	278	135,000.00	Geoff Ogilvy	T41	74-74-70-69	287	47,000.00
Jose Maria Olazabal	72-68-66-72	278	135,000.00	Brent Geiberger	T46	70-76-69-73	288	43,500.00
David Toms	71-67-69-71	278	135,000.00	Thomas Levet	T46	72-71-72-73	288	43,500.00
Stuart Appleby	68-70-67-74	279	94,400.00	Shigeki Maruyama	T46	75-70-71-72	288	43,500.00
Sergio Garcia	68-70-67-74	279	94,400.00	Marc Cayeux	T49	71-75-71-72	289	42,250.00
Davis Love III	67-73-69-70	279	94,400.00	Steve Elkington	T49	72-76-75-66	289	42,250.00
Rod Pampling	71-70-71-67	279	94,400.00	K.J. Choi	T51	71-76-69-74	290	40,250.00
Henrik Stenson	66-71-72-70	279	94,400.00	Tim Clark	T51	71-75-72-72	290	40,250.00
Thomas Bjorn	70-67-72-71	280	83,000.00	Nick Dougherty	T51	67-81-70-72	290	40,250.00
Paul Casey	75-68-67-71	281	77,000.00	Phil Mickelson	T51	69-72-75-74	290	40,250.00
Kenneth Ferrie	71-70-73-67	281	77,000.00	Sean O'Hair	T51	70-74-73-73	290	40,250.00
Jay Haas	76-69-67-69	281	77,000.00	Scott Verplank	T51	73-73-67-77	290	40,250.00
Trevor Immelman	73-71-71-66	281	77,000.00	Miguel A. Jimenez	57	76-75-73-67	291	38,500.00
Justin Leonard	72-66-71-72	281	77,000.00	Ben Crane	T58	74-75-71-73	293	36,500.00
Jim Furyk	72-73-68-69	282	69,000.00	Stephen Gallacher	T58	74-74-75-70	293	36,500.00
Padraig Harrington	75-68-69-70	282	69,000.00	Retief Goosen	T58	77-73-73-70	293	36,500.00
Lee Westwood	73-72-63-74	282	69,000.00	Mark Hensby	T58	70-76-71-76	293	36,500.00
John Daly	71-69-69-74	283	65,000.00	Thongchai Jaidee	T58	73-76-72-72	293	36,500.00
Bart Bryant	74-73-67-70	284	60,200.00	Craig Parry	T58	79-71-73-70	293	36,500.00
Darren Clarke	76-68-72-68	284	60,200.00	Chris Riley	T58	69-81-74-69	293	36,500.00
Fred Couples	71-74-70-69	284	60,200.00	Kazuhiko Hosokawa	65	70-78-71-75	294	34,500.00
Nick O'Hern	68-73-72-71	284	60,200.00	Tim Petrovic	66	80-73-69-73	295	34,000.00
Rory Sabbatini	73-69-67-75	284	60,200.00	Richard Green	67	76-78-69-73	296	33,500.00
Chad Campbell	72-72-69-72	285	56,000.00	Michael Campbell	68	72-74-78-74	298	33,000.00
Niclas Fasth	72-72-70-71	285	56,000.00	Stephen Dodd	69	74-78-77-73	302	32,500.00
Ian Poulter	73-69-69-74	285	56,000.00	Jyoti Randhawa	70	79-77-75-73	304	32,000.00

2004 NEC Invitational

Firestone Country Club (South Course), Akron, OH
August 19-22, 2004

Purse: \$7,000,000

Par/Yards: 35-35-70/7,360

LEADERS	First Round	Second Round	Third Round
	Stewart Cink..... 63 (-7)	Stewart Cink..... 131 (-9)	Stewart Cink..... 199 (-11)
	Zach Johnson..... 65 (-5)	Rory Sabbatini..... 134 (-6)	Chris DiMarco..... 204 (-6)
	Barry Lane..... 67 (-3)	Tiger Woods..... 134 (-6)	David Toms..... 204 (-6)
	Bob Tway..... 67 (-3)	Rod Pamplng..... 135 (-5)	Tiger Woods..... 204 (-6)
		David Toms..... 135 (-5)	Rod Pamplng..... 205 (-5)
			Rory Sabbatini..... 205 (-5)
			Scott Verplank..... 205 (-5)

CUT: There was no cut. 75 of the 76 players completed 72 holes.

WEATHER: Due to heavy rainfall on Wednesday, players were allowed preferred lies all four rounds. The start of the first round was delayed from 9:35 a.m. to 2:45 p.m. due to heavy rain and lightning. The players played in threesomes off two tees instead of twosomes off No. 1. Warm and partly sunny, cloudy in late afternoon. Play was suspended at 5:05 p.m. Play resumed at 5:45 p.m. and was suspended due to darkness at 8:05 p.m. Sixteen players completed the first round, and 60 didn't. There was a 7:30 a.m. re-start on Friday. Second round beginning at 10:20 after players were re-paired in threesomes. Mostly cloudy on Friday, temperatures in the 60s. Mid-afternoon, heavy and steady rainfall. Play was suspended at 3:09 p.m. and suspended for the day at 4:34 p.m. 1.5 inches of rain fell on Friday. Saturday, partly cloudy and cooler in the morning. Mostly sunny in the afternoon, high of 71 degrees. Sunny and clear on Sunday, high of 77.



Winner: Stewart Cink 63-68-68-70 269 \$1,200,000.00

Stewart Cink.....1	63-68-68-70	269	\$1,200,000.00	Joey Sindelar..... T32	70-70-71-72	283	\$51,000.00
Rory Sabbatini..... T2	68-66-71-68	273	552,500.00	Vijay Singh..... T32	73-73-67-70	283	51,000.00
Tiger Woods..... T2	68-66-70-69	273	552,500.00	Jay Haas..... T41	70-69-71-74	284	45,500.00
Angel Cabrera..... T4	69-70-67-68	274	282,500.00	Mike Weir..... T41	70-67-73-74	284	45,500.00
Davis Love III..... T4	68-68-72-66	274	282,500.00	John Daly..... T43	71-69-74-71	285	43,000.00
Bob Tway..... T6	67-73-67-68	275	178,333.34	Phil Mickelson..... T43	70-75-68-72	285	43,000.00
Chris DiMarco..... T6	68-69-67-71	275	178,333.33	Chris Riley..... T43	72-69-71-73	285	43,000.00
David Toms..... T6	69-66-69-71	275	178,333.33	Paul McGinley..... T46	73-72-69-72	286	40,750.00
Robert Allenby..... T9	71-67-69-69	276	116,000.00	Nick Price..... T46	69-73-72-72	286	40,750.00
Stuart Appleby..... T9	69-70-69-68	276	116,000.00	Tim Clark..... T48	71-70-72-74	287	39,750.00
Alex Cejka..... T9	72-67-71-66	276	116,000.00	Steve Flesch..... T48	75-70-71-71	287	39,750.00
Charles Howell III..... T9	71-67-68-70	276	116,000.00	Tommy Armour III..... T50	76-72-70-70	288	38,000.00
Lee Westwood..... T9	69-69-69-69	276	116,000.00	Ricardo Gonzalez..... T50	73-75-70-70	288	38,000.00
Darren Clarke..... T14	71-70-68-68	277	87,500.00	Justin Leonard..... T50	73-71-72-72	288	38,000.00
Rod Pamplng..... T14	68-67-70-72	277	87,500.00	Shaun Micheel..... T50	71-72-73-72	288	38,000.00
Paul Casey..... T16	72-70-68-68	278	79,333.34	Phillip Price..... T50	72-70-74-72	288	38,000.00
Luke Donald..... T16	71-70-65-72	278	79,333.33	Barry Lane..... T55	67-77-73-72	289	36,000.00
Sergio Garcia..... T16	68-70-70-70	278	79,333.33	J.L. Lewis..... T55	73-71-73-72	289	36,000.00
Jerry Kelly..... T19	69-73-64-73	279	74,000.00	Adam Scott..... T55	71-67-75-76	289	36,000.00
Scott Verplank..... T19	69-69-67-74	279	74,000.00	K.J. Choi..... T58	71-73-69-77	290	34,500.00
Todd Hamilton..... T21	69-67-71-73	280	71,000.00	Carlos Franco..... T58	69-73-75-73	290	34,500.00
Stephen Ames..... T22	69-70-69-73	281	65,000.00	Colin Montgomerie..... T58	69-71-75-75	290	34,500.00
Jim Furyk..... T22	68-72-71-70	281	65,000.00	Scott Drummond..... T61	69-75-73-75	292	32,750.00
Zach Johnson..... T22	65-73-73-70	281	65,000.00	Niclas Fasth..... T61	75-68-70-79	292	32,750.00
Stephen Leaney..... T22	73-67-68-73	281	65,000.00	Fred Funk..... T61	69-75-71-77	292	32,750.00
Jesper Parnevik..... T22	69-72-70-70	281	65,000.00	Bernhard Langer..... T61	74-69-75-74	292	32,750.00
S.K. Ho..... T27	70-67-73-72	282	58,000.00	Ernie Els..... T65	72-77-72-72	293	30,750.00
Miguel A. Jimenez..... T27	71-70-72-69	282	58,000.00	Mark Hensby..... T65	71-70-78-74	293	30,750.00
Shigeki Maruyama..... T27	69-68-72-73	282	58,000.00	Jonathan Kaye..... T65	71-75-72-75	293	30,750.00
Kenny Perry..... T27	72-75-69-66	282	58,000.00	Craig Parry..... T65	79-69-71-74	293	30,750.00
Brett Rumford..... T27	71-73-69-69	282	58,000.00	Chad Campbell..... T69	74-74-71-75	294	29,250.00
Fred Couples..... T32	72-68-69-74	283	51,000.00	Kirk Triplett..... T69	73-67-79-75	294	29,250.00
Brad Faxon..... T32	72-72-69-70	283	51,000.00	Andrew McLardy..... T71	73-83-69-70	295	28,500.00
Trevor Immelman..... T32	73-69-72-69	283	51,000.00	Mark O'Meara..... T72	71-72-77-76	296	27,750.00
Fredrik Jacobson..... T32	69-72-68-74	283	51,000.00	Peter Senior..... T72	69-77-74-76	296	27,750.00
Thongchai Jaidee..... T32	71-71-76-65	283	51,000.00	Pdraig Harrington..... T74	77-74-70-76	297	27,000.00
Thomas Levet..... T32	68-73-70-72	283	51,000.00	Pierre Fulke..... T75	73-77-78-76	304	26,500.00
Peter Lonard..... T32	71-69-76-67	283	51,000.00				

2003 NEC Invitational

Firestone Country Club (South Course), Akron, OH
August 21-24, 2003

Purse: \$6,000,000

Par/Yards: 35-35-70/7,230

LEADERS		First Round	Second Round	Third Round
	Ben Curtis	64 (-6)	Chris Riley	133 (-7)
	Sergio Garcia	64 (-6)	David Toms	133 (-7)
	Darren Clarke	65 (-5)	Fred Funk	134 (-6)
	Tiger Woods	65 (-5)	Vijay Singh	134 (-6)
	Davis Love III	66 (-4)	Darren Clarke	135 (-5)
	Chris Riley	66 (-4)	Brad Faxon	135 (-5)
	David Toms	66 (-4)		
	Scott Verplank	66 (-4)		
				Darren Clarke
				201 (-9)
				Jonathan Kaye
				202 (-8)
				Chris Riley
				203 (-7)
				Davis Love III
				204 (-6)
				Tiger Woods
				204 (-6)



CUT: There was no cut. All 85 players completed 72 holes.

WEATHER: On Thursday, hazy and muggy with a high of 90 degrees. Mostly sunny in the afternoon. SW winds 10-20 mph. Party cloudy and breezy with cooler temperatures reaching 80 degrees. NW winds 12-18 mph. Sunny and pleasant with a high of 78 degrees. Lower humidity and NE winds 10-15. Mix of sun and clouds on Sunday, with temperatures reaching 78 degrees. SE winds 5-10 mph.

Winner: Darren Clarke 65-70-66-67 268 \$1,050,000.00

Jonathan Kaye	2	68-69-65-70	272	\$550,000.00	Robert-Jan Derksen	T42	73-70-70-72	285	\$33,750.00
Davis Love III	3	66-70-68-69	273	360,000.00	Nick Price	T42	73-67-71-74	285	33,750.00
Chris Riley	T4	66-67-70-71	274	235,000.00	Steve Allan	T46	74-68-76-68	286	31,500.00
Tiger Woods	T4	65-72-67-70	274	235,000.00	Stuart Appleby	T46	70-75-68-73	286	31,500.00
Vijay Singh	T6	69-65-72-69	275	163,333.33	Bob Estes	T46	68-74-70-74	286	31,500.00
Robert Allenby	T6	69-69-68-69	275	163,333.33	Scott Verplank	T46	66-73-70-77	286	31,500.00
Jim Furyk	T6	69-69-68-69	275	163,333.33	Lee Westwood	T46	70-70-73-73	286	31,500.00
Brad Faxon	T9	68-67-70-71	276	116,750.00	Scott Hoch	T51	69-72-72-74	287	29,750.00
Trevor Immelman	T9	70-68-70-68	276	116,750.00	Rory Sabbatini	T51	73-72-70-72	287	29,750.00
Dan Forsman	T11	69-68-70-70	277	91,666.67	Mark Calcavecchia	T53	70-68-73-77	288	28,150.00
Bernhard Langer	T11	71-73-65-68	277	91,666.67	Chad Campbell	T53	73-71-72-72	288	28,150.00
Steve Flesch	T11	71-67-67-72	277	91,666.66	K.J. Choi	T53	73-71-71-73	288	28,150.00
Fred Funk	T14	72-62-72-72	278	75,000.00	Jerry Kelly	T53	68-71-76-73	288	28,150.00
Toshi Izawa	T14	70-71-68-69	278	75,000.00	Kenny Perry	T53	72-76-68-72	288	28,150.00
Peter Jacobsen	T14	73-64-71-70	278	75,000.00	Niclas Fasth	T58	67-76-74-72	289	27,000.00
Paul Casey	T17	72-66-71-70	279	59,250.00	Paul McGinley	T58	70-71-73-75	289	27,000.00
Ernie Els	T17	67-70-71-71	279	59,250.00	Kaname Yokoo	T58	73-71-70-75	289	27,000.00
Retief Goosen	T17	67-69-69-74	279	59,250.00	Thomas Bjorn	T61	72-72-75-71	290	26,250.00
Jay Haas	T17	72-69-73-65	279	59,250.00	Stewart Cink	T61	70-71-74-75	290	26,250.00
Fred Couples	T21	67-71-71-71	280	52,500.00	Phil Golding	T61	76-69-73-72	290	26,250.00
Charles Howell III	T21	72-68-74-66	280	52,500.00	Tim Clark	T64	73-69-73-76	291	25,500.00
Angel Cabrera	T23	70-71-70-70	281	48,000.00	Craig Parry	T64	69-75-71-76	291	25,500.00
Justin Leonard	T23	75-69-69-68	281	48,000.00	Adam Scott	T64	72-70-69-80	291	25,500.00
Peter Lonard	T23	70-73-72-66	281	48,000.00	Rich Beem	T67	69-69-78-76	292	24,625.00
Shaun Micheal	T23	71-69-70-71	281	48,000.00	Pierre Fulke	T67	72-72-75-73	292	24,625.00
Phil Mickelson	T23	68-73-70-70	281	48,000.00	Phillip Price	T67	68-75-75-74	292	24,625.00
Colin Montgomerie	T23	68-70-70-73	281	48,000.00	John Rollins	T67	75-72-71-74	292	24,625.00
Mike Weir	T23	71-72-69-69	281	48,000.00	Jonathan Byrd	T71	71-77-73-72	293	23,375.00
Ben Curtis	T30	64-76-72-70	282	43,000.00	Michael Campbell	T71	74-71-70-78	293	23,375.00
Sergio Garcia	T30	64-76-69-73	282	43,000.00	Stephen Leaney	T71	75-69-72-77	293	23,375.00
Len Mattiace	T30	72-69-69-72	282	43,000.00	Kevin Na	T71	71-80-69-73	293	23,375.00
Chris DiMarco	T33	71-68-73-71	283	38,583.34	Jesper Parnevik	T71	69-72-75-77	293	23,375.00
Justin Rose	T33	72-73-69-69	283	38,583.34	Steen Tinning	T71	71-74-76-72	293	23,375.00
Ian Poulter	T33	73-68-67-75	283	38,583.33	Bob Burns	T77	74-70-75-75	294	22,000.00
Eduardo Romero	T33	70-74-68-71	283	38,583.33	Ignacio Garrido	T77	74-74-72-74	294	22,000.00
Hal Sutton	T33	68-69-68-78	283	38,583.33	Robert Karlsson	T77	72-72-77-73	294	22,000.00
David Toms	T33	66-67-76-74	283	38,583.33	Rocco Mediate	T77	78-73-69-74	294	22,000.00
Paul Azinger	T39	72-69-67-76	284	35,500.00	Hennie Otto	T77	72-69-75-78	294	22,000.00
Padraig Harrington	T39	73-71-70-70	284	35,500.00	Nick Faldo	T82	74-67-79-75	295	21,125.00
Jeff Sluman	T39	67-74-75-68	284	35,500.00	Jarrod Moseley	T82	76-74-72-73	295	21,125.00
Alex Cejka	T42	72-68-71-74	285	33,750.00	Fredrik Jacobson	84	75-71-77-73	296	20,750.00
Ben Crane	T42	71-75-68-71	285	33,750.00	Gene Sauers	85	73-76-77-82	308	20,500.00

2002 NEC Invitational

Sahalee Country Club, Sammamish, WA

Purse: \$5,500,000

Par/Yards: 35-36-71/6,949

August 22-25, 2002

LEADERS	First Round	Second Round	Third Round
	Retief Goosen 65 (-6)	Robert Allenby 132 (-10)	Robert Allenby 203 (-10)
	Toshi Izawa 65 (-6)	Steve Lowery 132 (-10)	Craig Parry 203 (-10)
	Darren Clarke 66 (-5)	Retief Goosen 133 (-9)	Fred Funk 204 (-9)
	Davis Love III 66 (-5)	Justin Rose 134 (-8)	Ernie Els 205 (-8)
	Phil Mickelson 66 (-5)	Phil Mickelson 135 (-7)	Jim Furyk 205 (-8)
	Steve Lowery 67 (-5)	Craig Parry 137 (-5)	Matt Gogel 205 (-8)
	Kenny Perry 67 (-5)		Steve Lowery 205 (-8)
	Justin Rose 67 (-5)		Tiger Woods 205 (-8)
	Craig Parry 72 (+1)		



CUT: There was no cut; 77 of the 78 players completed 72 holes.

WEATHER: The start of the tournament was delayed by 15 minutes on Thursday due to fog. Sunny in the afternoon, with temperatures in the 70s. Sunny, with temperatures in the low 60s to low 80s on Friday and Saturday. Overcast, with temperatures in the 60s on Sunday.

Winner: Craig Parry 72-65-66-65 268 \$1,000,000.00

Robert Allenby..... T2	69-63-71-69	272	\$410,000.00	Bernhard Langer T38	70-70-75-70	285	\$37,250.00
Fred Funk T2	68-68-68-68	272	410,000.00	Tom Lehman T38	72-70-69-74	285	37,250.00
Tiger Woods 4	68-70-67-68	273	215,000.00	Stuart Appleby T42	70-72-74-70	286	35,000.00
Justin Rose 5	67-67-72-68	274	187,500.00	Carlos Franco T42	75-72-67-72	286	35,000.00
Rich Beem T6	74-67-67-67	275	150,000.00	Pierre Fulke T42	69-73-73-71	286	35,000.00
Jim Furyk T6	70-69-70-68-70	275	150,000.00	Craig Perks T42	68-70-73-75	286	35,000.00
Steve Lowery 8	67-65-73-71	276	120,000.00	Hal Sutton T42	73-71-70-72	286	35,000.00
Matt Gogel T9	68-69-68-72	277	105,000.00	Stewart Cink T47	73-71-73-70	287	32,550.00
Phil Mickelson T9	66-69-71-71	277	105,000.00	Joel Edwards T47	73-73-71-70	287	32,550.00
Michael Campbell T11	70-69-70-69	278	78,750.00	Pdraig Harrington T47	72-70-73-72	287	32,550.00
Retief Goosen T11	65-68-74-71	278	78,750.00	José Maria Olazábal T47	71-68-75-73	287	32,550.00
Davis Love III T11	66-74-69-69	278	78,750.00	Eduardo Romero T47	71-71-67-78	287	32,550.00
Vijay Singh T11	68-69-69-72	278	78,750.00	Notah Begay III T52	70-77-70-71	288	31,250.00
Thomas Björn T15	68-69-72-70	279	60,875.00	Soren Hansen T52	76-69-69-74	288	31,250.00
Ernie Els T15	71-67-67-74	279	60,875.00	Graeme McDowell T52	72-69-73-74	288	31,250.00
David Toms T15	69-68-71-71	279	60,875.00	Scott Hoch T55	72-77-69-71	289	30,500.00
Lee Westwood T15	68-69-72-70	279	60,875.00	Greg Norman T55	69-74-73-73	289	30,500.00
Angel Cabrera T19	72-70-70-68	280	50,400.00	Chris Smith T55	75-73-73-68	289	30,500.00
K.J. Choi T19	73-67-73-67	280	50,400.00	Niclas Fasth T58	73-68-79-70	290	29,500.00
Darren Clarke T19	66-74-68-72	280	50,400.00	Sergio Garcia T58	68-73-76-73	290	29,500.00
Bob Estes T19	71-71-69-69	280	50,400.00	Anders Hansen T58	71-76-74-69	290	29,500.00
Peter Lonard T19	70-71-72-67	280	50,400.00	Kevin Sutherland T58	74-71-71-74	290	29,500.00
Toshi Izawa T24	65-73-73-71	282	45,000.00	Scott Verplank T58	71-75-76-68	290	29,500.00
Rocco Mediate T24	68-69-73-72	282	45,000.00	Brad Faxon T63	71-72-71-77	291	28,625.00
Kenny Perry T24	67-70-73-72	282	45,000.00	Charlie Wi T63	73-73-73-72	291	28,625.00
Mike Weir T24	69-70-71-72	282	45,000.00	Paul Lawrie T65	73-69-81-70	293	28,125.00
John Cook T28	70-74-69-70	283	41,250.00	Nobuhito Sato T65	74-76-73-70	293	28,125.00
Chris DiMarco T28	68-70-74-71	283	41,250.00	Paul McGinley 67	79-69-73-74	295	27,750.00
David Duval T28	72-75-71-65	283	41,250.00	Tobias Dier T68	76-75-72-73	296	27,250.00
Ricardo Gonzalez T28	71-72-68-72	283	41,250.00	Steve Elkington T68	76-77-74-69	296	27,250.00
Justin Leonard T28	70-74-69-70	283	41,250.00	Nicholas Lawrence T68	76-72-78-70	296	27,250.00
Nick Price T28	74-66-72-71	283	41,250.00	Jesper Parnevik T71	76-74-73-74	297	26,625.00
Loren Roberts T28	70-66-76-71	283	41,250.00	Phillip Price T71	73-73-73-78	297	26,625.00
Kirk Triplett T28	71-69-70-73	283	41,250.00	John Daly 73	73-78-74-73	298	26,250.00
Shigeiki Maruyama T36	69-72-69-74	284	38,750.00	Mark Calcavecchia 74	74-81-75-69	299	26,000.00
Len Mattiace T36	69-72-72-71	284	38,750.00	Jose Coceres T75	69-71-76-84	300	25,625.00
Paul Azinger T38	68-72-73-72	285	37,250.00	Scott McCarron T75	74-74-77-75	300	25,625.00
Matt Kuchar T38	71-68-71-75	285	37,250.00	Jerry Kelly 77	75-79-74-73	301	25,250.00

2001 NEC Invitational

Firestone Country Club (South Course), Akron, OH
August 23-26, 2001

Purse: \$5,000,000

Par/Yds: 35-35-70/7,139

LEADERS	First Round	Second Round	Third Round
	Jim Furyk 65 (-5)	Jim Furyk 131 (-9)	Jim Furyk 197 (-13)
	Greg Norman 65 (-5)	Phil Mickelson 133 (-7)	Tiger Woods 199 (-11)
	Thomas Bjorn 66 (-4)	Tiger Woods 133 (-7)	Paul Azinger 202 (-8)
	Darren Clarke 66 (-4)	Stuart Appleby 134 (-6)	Darren Clarke 202 (-8)
	Colin Montgomerie 66 (-4)	Darren Clarke 134 (-6)	
	Tiger Woods 66 (-4)	Padraig Harrington 134 (-6)	

CUT: There was no cut; 37 of the 39 players completed 72 holes.

WEATHER: Mostly cloudy Thursday, with late morning/early afternoon light rain. Temperatures were in the 70s, with winds primarily out of the west at 5-12 mph. Mostly cloudy Friday morning, with some sun in the afternoon. Temperatures were in the 70s, and winds were out of the northeast at 5-12 mph. Partly cloudy and warm Saturday, with temperatures reaching 82 and winds out of the south at 5-15 mph. Tee times were moved up to 7:45 a.m. and play was off Nos. 1 and 10 in pairs Sunday in anticipation of inclement afternoon weather. Partly cloudy with temperatures in the 70s and winds out of the southwest at 5-20 mph.



Winner: Tiger Woods 66-67-66-69 268 \$1,000,000.00
(Won playoff with birdie-3 on seventh extra hole)

Jim Furyk2	65-66-66-71	268	\$500,000.00	Carlos Franco.....20	68-71-68-73	280	\$73,000.00
Darren Clarke3	66-68-68-69	271	375,000.00	Niclas Fasth T21	74-67-68-72	281	66,000.00
Colin Montgomerie4	66-71-66-70	273	300,000.00	Scott Hoch T21	71-70-69-71	281	66,000.00
Stuart Appleby..... T5	70-64-70-70	274	201,666.67	Robert Allenby..... T23	68-67-75-72	282	58,000.00
Davis Love III..... T5	68-68-70-68	274	201,666.67	Steve Elkington T23	73-68-73-68	282	58,000.00
Paul Azinger T5	67-70-65-72	274	201,666.66	Mike Weir25	69-70-71-73	283	53,000.00
Ernie Els T8	67-70-66-72	275	147,500.00	Paul McGinley26	68-73-71-72	284	51,000.00
Phil Mickelson..... T8	67-66-70-72	275	147,500.00	David Duval27	69-69-72-75	285	49,000.00
Retief Goosen10	72-69-64-71	276	131,000.00	Phillip Price28	70-71-74-71	286	47,000.00
Bernhard Langer T11	69-67-68-73	277	118,500.00	Nick Price T29	71-70-71-76	288	44,000.00
Hal Sutton T11	69-71-67-70	277	118,500.00	Loren Roberts T29	72-70-67-79	288	44,000.00
Stewart Cink..... T13	69-67-70-72	278	100,500.00	Notah Begay III T31	77-71-72-69	289	38,000.00
Ian Poulter..... T13	67-72-69-70	278	100,500.00	Thomas Bjorn..... T31	66-79-73-71	289	38,000.00
Vijay Singh T13	68-68-69-73	278	100,500.00	Michael Campbell T31	71-71-75-72	289	38,000.00
David Toms..... T13	68-70-70-70	278	100,500.00	Shigeki Maruyama T31	68-75-73-73	289	38,000.00
Pierre Fulke T17	73-71-65-70	279	83,000.00	Greg Norman.....35	65-71-74-80	290	33,000.00
Padraig Harrington..... T17	68-66-73-72	279	83,000.00	Mark Calcavecchia..... T36	72-69-72-79	292	30,000.00
Scott Verplank..... T17	69-71-70-69	279	83,000.00	Miguel Angel Jiménez T36	70-72-74-76	292	30,000.00

2000 NEC Invitational

Firestone Country Club (South Course), Akron, OH
August 24-27, 2000

Purse: \$5,000,000

Par/Yds: 35-35-70/7,139

LEADERS	First Round	Second Round	Third Round
	Tiger Woods 64 (-6)	Tiger Woods 125 (-15)	Tiger Woods 192 (-18)
	Jim Furyk 65 (-5)	Phil Mickelson 132 (-8)	Phil Mickelson 201 (-9)
	Darren Clarke 66 (-4)	Justin Leonard 133 (-7)	Phillip Price 201 (-9)
	Carlos Franco 66 (-4)	Jim Furyk 134 (-6)	Hal Sutton 201 (-9)
	Justin Leonard 66 (-4)		
	Phil Mickelson 66 (-4)		
	Phillip Price 66 (-4)		

CUT: There was no cut. Thirty-seven of the 40 eligible players completed 72 holes. Steve Elkington, David Duval and Vijay Singh did not start.



WEATHER: Sunny and pleasant Thursday, with afternoon temperatures reaching the lower 80s. Light wind helped keep temperatures moderate. Ideal on Friday, with mostly sunny skies and highs in the low-to-mid 80s. Mostly cloudy Saturday, with temperatures reaching the low 80s. Play was halted at 2:16 p.m. Sunday due to dangerous weather and resumed again at 5:10 p.m. Play finished at 8:25 p.m.

Winner: Tiger Woods 64-61-67-67 259 \$1,000,000.00

Justin Leonard T2	66-67-71-66	270	\$437,500.00	Stuart Appleby..... T20	67-70-70-73	280	68,333.33
Phillip Price T2	66-69-66-69	270	437,500.00	Lee Westwood T20	66-69-73-72	280	68,333.33
Jim Furyk T4	65-69-69-68	271	243,333.34	Paul McGinley T23	71-72-71-67	281	60,000.00
Phil Mickelson..... T4	66-66-69-70	271	243,333.33	Retief Goosen T24	69-74-73-67	283	52,333.34
Hal Sutton T4	68-68-65-70	271	243,333.33	Jeff Maggert T24	72-69-73-69	283	52,333.33
Stewart Cink T7	72-69-68-63	272	170,000.00	Mike Weir T24	68-76-68-71	283	52,333.33
Paul Azinger T8	68-70-70-65	273	147,500.00	Carlos Franco..... T27	66-77-72-69	284	44,000.00
Colin Montgomerie T8	71-69-66-67	273	147,500.00	Padraig Harrington..... T27	76-65-71-72	284	44,000.00
Thomas Björn..... T10	69-69-70-66	274	125,000.00	Mark O'Meara..... T27	71-71-70-72	284	44,000.00
José María Olazábal T10	67-73-69-65	274	125,000.00	Gary Orr T27	70-68-72-74	284	44,000.00
Robert Allenby T12	69-69-70-67	275	110,500.00	Tom Lehman..... T31	71-74-70-70	285	38,000.00
Ernie Els T12	67-71-69-68	275	110,500.00	Greg Norman..... T31	68-71-76-70	285	38,000.00
Loren Roberts T14	67-69-66-75	277	103,000.00	Kirk Triplett..... T33	75-67-72-72	286	34,750.00
Michael Campbell T15	71-69-70-68	278	95,500.00	Ian Woosnam..... T33	73-72-72-69	286	34,750.00
Shigeaki Maruyama T15	71-70-68-69	278	95,500.00	Davis Love III..... T35	75-72-70-70	287	32,500.00
Notah Begay III T17	74-66-69-70	279	83,000.00	Miguel Angel Jiménez T36	69-74-72-73	288	31,000.00
Darren Clarke T17	66-71-71-71	279	83,000.00	Steve Pate T37	75-73-69-75	292	29,500.00
Andrew Coltart T17	69-69-69-72	279	83,000.00				
Nick Price..... T20	70-69-74-67	280	\$68,333.34				

1999 NEC Invitational

Firestone Country Club (South Course), Akron, OH
August 26-29, 1999

Purse: \$5,000,000

Par/Yds: 35-35-70/7,139

LEADERS	First Round	Second Round	Third Round
	Tiger Woods 66 (-4)	Carlos Franco 135 (-5)	Tiger Woods 199 (-11)
	David Duval 67 (-3)	Paul Lawrie 135 (-5)	Fred Couples 204 (-6)
	Jim Furyk 67 (-3)	Phil Mickelson 136 (-4)	Nick Price 204 (-6)
	Sergio Garcia 67 (-3)	Nick Price 136 (-4)	Carlos Franco 205 (-5)
	Paul Lawrie 67 (-3)	Hal Sutton 136 (-4)	
	Tom Lehman 67 (-3)	Tiger Woods 137 (-3)	
	Nick Price 67 (-3)		



CUT: There was no cut. All 41 players completed 72 holes.

WEATHER: Overcast, with periodic rains Thursday and Friday. Thursday play was delayed at 2:05 p.m. due to lightning in the area. Play was suspended for the day at 5:20 p.m., with all 41 players still on the course. Partly cloudy and humid Saturday. Beautiful on Sunday.

Winner: Tiger Woods 66-71-62-71 270 \$1,000,000

Phil Mickelson.....2	69-67-70-65	271	\$510,000.00	Greg Turner.....T21	70-71-68-74	283	\$66,000.00
Craig Parry.....T3	71-66-69-69	275	327,500.00	Stuart Appleby.....T23	72-70-72-70	284	58,000.00
Nick Price.....T3	67-69-68-71	275	327,500.00	Scott Hoch.....T23	68-73-71-72	284	58,000.00
Ernie Els.....5	71-69-67-69	276	234,000.00	Greg Norman.....T25	70-75-66-74	285	50,000.00
Shigeki Maruyama.....6	72-67-70-68	277	179,000.00	Mark O'Meara.....T25	73-70-71-71	285	50,000.00
Carlos Franco.....T7	68-67-70-73	278	154,000.00	Miguel Angel Jimenez....T27	72-70-70-74	286	41,333.34
Sergio Garcia.....T7	67-70-69-72	278	154,000.00	David Duval.....T27	67-72-71-76	286	41,333.33
Jeff Maggert.....T7	71-67-69-71	278	154,000.00	Jesper Parnevik.....T27	75-69-66-76	286	41,333.33
Jim Furyk.....T10	67-72-69-71	279	129,000.00	Lee Janzen.....T30	71-70-72-74	287	37,000.00
Davis Love III.....T10	68-69-70-72	279	129,000.00	Colin Montgomerie.....T30	69-75-67-76	287	37,000.00
Mark Calcavecchia.....T12	68-69-73-70	280	109,000.00	Jarmo Sandelin.....T30	71-71-73-72	287	37,000.00
Padraig Harrington.....T12	72-67-70-71	280	109,000.00	Andrew Coltart.....T33	71-71-69-77	288	34,000.00
Steve Pate.....T12	69-71-68-72	280	109,000.00	John Huston.....T33	69-71-70-78	288	34,000.00
Fred Couples.....T15	71-70-63-77	281	88,000.00	Lee Westwood.....T33	74-72-70-72	288	34,000.00
Tom Lehman.....T15	67-72-67-75	281	88,000.00	Darren Clarke.....T36	73-72-69-75	289	31,500.00
Vijay Singh.....T15	71-67-72-71	281	88,000.00	Jean Van De Velde.....T36	75-71-68-75	289	31,500.00
Payne Stewart.....T15	70-67-69-75	281	88,000.00	Frank Nobilo.....38	73-69-75-73	290	30,000.00
Hal Sutton.....T15	69-67-72-73	281	88,000.00	Steve Elkington.....39	70-74-71-76	291	29,000.00
Justin Leonard.....20	73-68-69-72	282	73,000.00	José Maria Olazábal.....40	70-80-69-73	292	28,000.00
Paul Lawrie.....T21	67-68-74-74	283	66,000.00	Naomichi Joe Ozaki.....41	75-74-75-72	296	27,000.00

2020-21 HSBC Champions Fact Sheet

EVENT:

World Golf Championships-HSBC Champions
(HSBC Champions on second reference)

The HSBC Champions is one of four World Golf Championships sanctioned and organized by the operational committee of the International Federation of PGA Tours, which includes the Asian Tour, European Tour, Japan Golf Tour, PGA TOUR, PGA Tour of Australasia and Sunshine Tour..

**MEDIA CONTACTS:**

Michele Mair, IMG PR Manager
michele.mair@img.com

Scott Crockett, European Tour
scrockett@europeantour.com

Chuah Choo Chiang, PGA TOUR
chuahcc@pgatourintl.com.my

DATE:

TBD, 2021

SITE:

Sheshan International Golf Club, Shanghai, China

PAR/YARDAGE:

Par: 36-36=72 / 7,226 yards

ARCHITECT/OPENED:

Nelson & Haworth – 2004

FORMAT:

Four-day, 72-hole stroke-play competition; no cut

2019 CHAMPION:

Rory McIlroy, 269, 19-under par

WEB SITE:

hsbcgolf.com/mens/

TOURNAMENT HISTORY:

Year	Winner	Score	Site
2009	Phil Mickelson	271 (-17)	Sheshan Int. Golf Course
2010	Francesco Molinari	269 (-19)	Sheshan Int. Golf Course
2011	Martin Kaymer	268 (-20)	Sheshan Int. Golf Course
2012	Ian Poulter	267 (-21)	Mission Hills Golf Club
2013	Dustin Johnson	264 (-24)	Sheshan Int. Golf Course
2014	Bubba Watson	277 (-11)	Sheshan Int. Golf Course
2015	Russell Knox	268 (-20)	Sheshan Int. Golf Course
2016	Hideki Matsuyama	265 (-23)	Sheshan Int. Golf Course
2017	Justin Rose	274 (-14)	Sheshan Int. Golf Course
2018	Xander Schauffele	274 (-14)	Sheshan Int. Golf Course
2019	Rory McIlroy	269 (-19)	Sheshan Int. Golf Course
2020	Tournament canceled due to COVID-19 pandemic		

CHAMPIONSHIP OFFICE:

Ross Hallett/Harriet Beasley
IMG UK Ltd
Building 6, Chiswick Business Park
566 Chiswick High Road
W4 5HR
Tel - +44 208 233 5300
ross.hallett@img.com
harriet.beasley@img.com

2019-20 HSBC Champions

Sheshan International GC; Shanghai, China
Oct 31-Nov 3, 2019

Purse: \$10,250,000

Par/Yards: 36-36 – 72/7,264

LEADERS	First Round	Second Round	Third Round
	Haotong Li 64 (-8)	Matthew Fitzpatrick..... 133 (-11)	Rory McIlroy..... 201 (-15)
	Victor Perez 65 (-7)	Rory McIlroy..... 134 (-10)	Louis Oosthuizen 202 (-14)
	Matthew Fitzpatrick..... 66 (-6)	Sungjae Im..... 135 (-9)	Matthew Fitzpatrick..... 203 (-13)
	Sungjae Im..... 66 (-6)	Xander Schauffele 135 (-9)	Xander Schauffele 203 (-13)
	Xander Schauffele 66 (-6)	Adam Scott 135 (-9)	Paul Waring..... 204 (-12)
	Adam Scott 66 (-6)	Haotong Li 136 (-8)	
		Victor Perez 136 (-8)	

CUT: No cut. All 77 of 78 professionals completed 72 holes.

WEATHER: Thursday: Sunny. High of 73. Wind SE 3-6 mph. Friday: Sunny. High of 75. Wind E 4-8 mph. Saturday: Mostly sunny. High of 76. Wind ENE 4-8 mph. Sunday: Mostly sunny. High of 76. Wind ENE 4-8 mph.



Winner: Rory McIlroy 67-67-67-68 269 1,745,000.00

1.....Rory McIlroy	67-67-67-68	269	1,745,000.00	T38.....Michael Lorenzo-Vera	70-74-72-70	286	67,000.00
2.....Xander Schauffele	66-69-68-66	269	1,095,000.00	T38.....Erikvan Rooyen	73-71-71-71	286	67,000.00
3.....Louis Oosthuizen	68-69-65-69	271	602,000.00	T38.....Xinjun Zhang	68-73-73-72	286	67,000.00
T4.....Abraham Ancer	68-71-67-67	273	370,000.00	T43.....Bryce Easton	70-73-74-70	287	
T4.....Victor Perez	65-71-71-66	273	370,000.00	T43.....Shane Lowry	72-72-72-71	287	63,000.00
T4.....Matthias Schwab	67-71-69-66	273	370,000.00	T43.....Jordan Spieth	70-73-74-70	287	63,000.00
7.....Matthew Fitzpatrick	66-67-70-71	274	256,000.00	T46.....Adam Hadwin	74-77-69-68	288	60,000.00
T8.....Patrick Reed	72-69-69-66	276	200,333.34	T46.....Chan Kim	71-70-75-72	288	60,000.00
T8.....Adam Scott	69-70-66-71	276	200,333.33	T46.....Romain Langasque	75-68-69-76	288	60,000.00
T8.....Paul Waring	73-65-66-72	276	200,333.33	T49.....Lucas Glover	73-70-74-72	289	56,500.00
T11.....Sungjae Im	66-69-70-72	277	155,000.00	T49.....Mikumu Horikawa	74-68-77-70	289	56,500.00
T11.....Hideki Matsuyama	75-67-68-67	277	155,000.00	T49.....Andrea Pavan	71-70-75-73	289	56,500.00
T11.....Adam Scott	66-69-75-67	277	155,000.00	T49.....Bernd Wiesberger	70-73-71-75	289	56,500.00
T14.....Byeong HunAn	69-71-69-69	278	127,000.00	T53.....Tony Finau	69-70-75-76	290	52,875.00
T14.....Tyrrell Hatton	72-73-68-65	278	127,000.00	T53.....Tommy Fleetwood	74-76-73-67	290	52,875.00
T14.....Jazz Janewattananond	70-69-69-70	278	127,000.00	T53.....Sergio Garcia	72-68-75-75	290	52,875.00
T17.....Christiaan Bezuidenhout	69-72-66-72	279	111,000.00	T53.....Justin Harding	75-74-71-70	290	52,875.00
T17.....Robert MacIntyre	70-69-73-67	279	111,000.00	T57.....Rafa Cabrera Bello	73-72-69-77	291	51,000.00
T17.....Carl Yuan	69-70-74-66	279	111,000.00	T57.....Jake McLeod	70-73-79-69	291	51,000.00
T20.....Corey Connors	67-73-74-66	280	99,000.00	T57.....Neil Schietekat	70-72-74-75	291	51,000.00
T20.....Henrik Stenson	70-70-70-70	280	99,000.00	T60.....Jbe' Kruger	71-71-75-75	292	49,150.00
T22.....Masahiro Kawamura	72-74-66-69	281	92,500.00	T60.....Chez Reavie	69-74-75-74	292	49,150.00
T22.....Francesco Molinari	74-67-71-69	281	92,500.00	T60.....CameronSmith	70-72-74-76	292	49,150.00
T24.....Keegan Bradley	73-72-71-66	282	85,000.00	T60.....Kevin Tway	71-72-72-77	292	49,150.00
T24.....Billy Horschel	69-71-73-69	282	85,000.00	T60.....Matt Wallace	69-84-70-69	292	49,150.00
T24.....Haotong Li	64-72-74-72	282	85,000.00	T65.....Benjamin Hebert	70-74-77-73	294	48,125.00
T24.....J.T. Poston	69-73-72-68	282	85,000.00	T65.....Tae Hee Lee	75-73-73-73	294	48,125.00
T28.....Scott Hend	75-69-70-69	283	76,666.67	T67.....Zecheng Dou	71-80-72-72	295	47,500.00
T28.....Kurt Kitayama	70-72-73-68	283	76,666.67	T67.....Ryo Ishikawa	69-79-74-73	295	47,500.00
T28.....Phil Mickelson	71-69-75-68	283	76,666.67	T67.....Matthew Millar	69-73-74-79	295	47,500.00
T28.....Bubba Watson	70-69-72-72	283	76,666.67	T70.....Bobby Bai	73-76-74-73	296	46,875.00
T28.....Kevin Kisner	72-67-67-77	283	76,666.67	T70.....Richard Sterne	72-75-74-75	296	46,875.00
T28.....Justin Rose	69-70-71-73	283	76,666.66	T72.....Zander Lombard	73-73-74-78	298	46,500.00
T34.....Jorge Campillo	73-69-70-72	284	72,500.00	T73.....Ashun Wu	80-71-72-76	299	46,000.00
T34.....Joost Luiten	70-74-72-68	284	72,500.00	T73.....WC Liang	74-74-75-76	299	46,000.00
T36.....Charles HowellIII	74-73-67-71	285	70,500.00	T73.....Danny Willett	68-77-78-76	299	46,000.00
T36.....Andrew Putnam	71-71-73-70	285	70,500.00	T76.....YiKeun Chang	76-75-75-78	304	45,500.00
T38.....Yosuke Asaji	70-75-76-65	286	67,000.00	T77.....Daniel Nisbet	77-80-79-73	309	45,250.00
T38.....Paul Casey	75-71-71-69	286	67,000.00	W/D.....Ian Poulter	73-74	147	

2018-19 HSBC Champions

Sheshan International GC; Shanghai, China Purse: \$10,000,000 Par/Yards: 36-36-72/7,261 October 22-28, 2018

LEADERS		First Round	Second Round	Third Round
	Patrick Reed	64 (-8)	Tony Finau	203 (-13)
	Tony Finau	66 (-6)	Tommy Fleetwood	206 (-10)
	Xander Schauffele	66 (-6)	Patrick Reed	206 (-10)
	Matthew Fitzpatrick	67 (-5)	Justin Rose	206 (-10)
	Kiradech Aphibarnrat	68 (-4)	Xander Schauffele	208 (-8)
	Rafa Cabrera Bello	68 (-4)	Tommy Fleetwood	208 (-8)
	Tommy Fleetwood	68 (-4)	Andrew Putnam	208 (-8)
	Billy Horschel	68 (-4)		
	C.T. Pan	68 (-4)		
			Xander Schauffele	137 (-7)

CUT: No cut. 77 of 78 players completed 72 holes.

WEATHER: Thursday: Mostly sunny. High of 71. Wind ESE 5-10 mph. Friday: Partly cloudy. High of 68. Wind ESE 10-20 mph. Saturday: Partly cloudy. High of 67. Wind NNW 18-12 mph. Sunday: Sunny. High of 67. Wind NNW 18-12 mph.



Winner: Xander Schauffele 66-71-69-68 274 \$1,700,000.00

Xander Schauffele	1	66-71-69-68	274	\$1,700,000.00	Scott Vincent	T37	73-73-73-74	293	\$68,000.00
Tony Finau	2	66-67-70-71	274	1,072,000.00	Byeong Hun An	T41	75-71-74-74	294	65,000.00
Justin Rose	3	69-67-70-72	278	587,000.00	Branden Grace	T41	72-71-76-75	294	65,000.00
Kiradech Aphibarnrat	T4	68-71-70-71	280	393,000.00	Charley Hoffman	T43	74-75-74-72	295	62,500.00
Andrew Putnam	T4	70-71-67-72	280	393,000.00	WC Liang	T43	72-73-76-74	295	62,500.00
Keegan Bradley	6	69-70-70-72	281	289,000.00	Francesco Molinari	T43	76-75-75-69	295	62,500.00
Patrick Cantlay	T7	70-68-73-72	283	210,562.50	Gaganjeet Bhullar	T46	72-72-81-71	296	59,000.00
Tommy Fleetwood	T7	68-68-72-75	283	210,562.50	Justin Harding	T46	76-71-72-77	296	59,000.00
Thorbjørn Olesen	T7	75-69-67-72	283	210,562.50	Sihwan Kim	T46	72-74-75-75	296	59,000.00
Patrick Reed	T7	64-72-70-77	283	210,562.50	Brandon Stone	T46	74-80-71-71	296	59,000.00
HaoTong Li	T11	73-72-69-70	284	152,333.34	George Coetzee	T50	69-74-76-78	297	55,000.00
Jason Day	T11	71-70-69-74	284	152,333.33	Jason Norris	T50	74-73-73-77	297	55,000.00
Billy Horschel	T11	68-72-71-73	284	152,333.33	Matt Wallace	T50	69-75-74-79	297	55,000.00
Rafa Cabrera Bello	T14	68-73-73-71	285	129,000.00	Xinjun Zhang	T50	72-76-74-75	297	55,000.00
Emiliano Grillo	T14	70-69-74-72	285	129,000.00	Adam Bland	T54	72-76-73-77	298	50,312.50
Paul Casey	T16	73-68-74-71	286	116,000.00	Jorge Campillo	T54	73-77-75-73	298	50,312.50
Brooks Koepka	T16	72-74-71-69	286	116,000.00	John Catlin	T54	75-71-76-76	298	50,312.50
Alex Noren	T18	74-69-71-73	287	103,500.00	Matthew Fitzpatrick	T54	67-80-70-81	298	50,312.50
Thomas Pieters	T18	75-64-74-74	287	103,500.00	Rory McIlroy	T54	72-77-75-74	298	50,312.50
Adam Scott	T18	69-73-72-73	287	103,500.00	Kevin Na	T54	75-74-77-72	298	50,312.50
Ian Poulter	21	69-71-74-74	288	93,500.00	Jason Scrivener	T54	75-74-75-74	298	50,312.50
Tyrrell Hatton	T22	72-70-74-73	289	86,500.00	Cameron Smith	T54	76-72-72-78	298	50,312.50
C.T. Pan	T22	68-76-70-75	289	86,500.00	Adrian Otaegui	T62	72-75-75-77	299	47,750.00
Andrea Pavan	T22	72-71-69-77	289	86,500.00	Andy Sullivan	T62	72-71-79-77	299	47,750.00
Jon Rahm	T22	73-76-69-71	289	86,500.00	Ashun Wu	T64	73-80-72-75	300	47,000.00
Erik van Rooyen	T22	76-72-71-70	289	86,500.00	Yuta Ikeda	T64	75-74-71-80	300	47,000.00
Kyle Stanley	T22	70-69-78-72	289	86,500.00	Julian Suri	T64	74-75-76-75	300	47,000.00
Alexander Björk	T28	70-75-70-75	290	78,500.00	Patton Kizzire	67	74-71-76-80	301	46,500.00
Alexander Levy	T28	71-70-76-73	290	78,500.00	Russell Knox	68	74-77-76-76	303	46,250.00
Ryan Fox	T30	70-70-75-76	291	74,500.00	Oliver Bekker	T69	77-71-73-83	304	45,750.00
Adam Hadwin	T30	74-68-74-75	291	74,500.00	Lucas Bjerregaard	T69	77-74-79-74	304	45,750.00
Dustin Johnson	T30	74-73-73-71	291	74,500.00	Shubhankar Sharma	T69	80-80-72-72	304	45,750.00
Hideki Matsuyama	T30	72-70-77-72	291	74,500.00	Brian Harman	72	73-73-81-78	305	45,250.00
Brandt Snedeker	T30	75-76-68-72	291	74,500.00	Yuki Inamori	T73	74-82-73-77	306	44,875.00
Chez Reavie	T35	70-73-75-74	292	71,000.00	Yanwei Liu	T73	75-79-77-75	306	44,875.00
Yechun Yuan	T35	78-71-70-73	292	71,000.00	Brett Rumford	75	73-80-78-78	309	44,500.00
Satoshi Kodaira	T37	72-73-70-78	293	68,000.00	JC Ritchie	76	71-76-81-82	310	44,250.00
Sanghyun Park	T37	77-71-72-73	293	68,000.00	Bowen Xiao	77	76-79-80-82	317	44,000.00
Pat Perez	T37	70-69-80-74	293	68,000.00					

2017-18 HSBC Champions

Sheshan International GC; Shanghai, China Purse: \$9,750,000 Par/Yards: 36-36-72/7,261 October 23-29, 2017

LEADERS	First Round	Second Round	Third Round
	Brooks Koepka 64 (-8)	Dustin Johnson 131 (-13)	Dustin Johnson 199 (-17)
	Kiradech Aphibarnrat 65 (-7)	Brooks Koepka 132 (-12)	Brooks Koepka 205 (-11)
	Gavin Kyle Green 65 (-7)	Kiradech Aphibarnrat 135 (-9)	Henrik Stenson 206 (-10)
	Haydn Porteous 66 (-6)	Justin Rose 135 (-9)	Brian Harman 207 (-9)
	Patrick Reed 66 (-6)	Patrick Reed 136 (-8)	Justin Rose 207 (-9)
	Justin Rose 67 (-5)		

CUT: No cut. 77 of 78 players completed 72 holes.

WEATHER: Thursday: Partly sunny with a high of 71. Wind ENE 4-8 mph. Friday: Partly sunny with a high of 74. Wind NE 4-8 mph. Saturday: Partly sunny with a high of 71. Wind NNE 5-10 mph. Sunday: Cloudy with high of 62. Wind NNW 15-20 mph with gusts up to 25 mph.



Winner: Justin Rose 67-68-72-67 274 \$1,660,000.00

Justin Rose 1	67-68-72-67	274/-14	\$1,660,000.00	Marc Leishman T38	71-79-68-71	289/1	\$64,500.00
Brooks Koepka T2	64-68-73-71	276/-12	679,666.67	WC Liang T38	72-70-73-74	289/1	64,500.00
Henrik Stenson T2	68-69-69-70	276/-12	679,666.67	Haydn Porteous T38	66-74-74-75	289/1	64,500.00
Dustin Johnson T2	68-63-68-77	276/-12	679,666.66	Richard Sterne T38	73-72-76-68	289/1	64,500.00
Rafa Cabrera Bello T5	68-70-70-72	280/-8	288,000.00	Richie Ramsay T44	73-71-75-71	290/2	60,500.00
Kyle Stanley T5	71-68-69-72	280/-8	288,000.00	Xinjun Zhang T44	71-77-71-71	290/2	60,500.00
Peter Uihlein T5	72-67-69-72	280/-8	288,000.00	Ryan Fox T46	71-69-75-76	291/3	57,500.00
Brian Harman 8	68-69-70-74	281/-7	210,000.00	Phachara Khongwatmai T46	69-78-70-74	291/3	57,500.00
Matthew Fitzpatrick T9	68-69-72-73	282/-6	176,000.00	Francesco Molinari T46	77-71-72-71	291/3	57,500.00
Bernd Wiesberger T9	71-70-70-71	282/-6	176,000.00	Xander Schauffele T46	71-75-74-71	291/3	57,500.00
Paul Casey T11	71-72-69-71	283/-5	140,000.00	Lucas Glover T50	71-75-76-70	292/4	51,875.00
Jason Day T11	69-74-72-68	283/-5	140,000.00	Hao Tong Li T50	72-76-71-73	292/4	51,875.00
Tony Finau T11	67-72-74-70	283/-5	140,000.00	Hideki Matsuyama T50	74-74-72-72	292/4	51,875.00
Tyrrell Hatton T11	68-70-71-74	283/-5	140,000.00	Patrick Reed T50	66-70-82-74	292/4	51,875.00
Patrick Cantlay T15	68-74-69-73	284/-4	107,900.00	Charl Schwartzel T50	73-70-73-76	292/4	51,875.00
Branden Grace T15	74-69-72-69	284/-4	107,900.00	Adam Scott T50	72-72-74-74	292/4	51,875.00
Charles Howell III T15	72-67-71-74	284/-4	107,900.00	Hudson Swafford T50	70-74-75-73	292/4	51,875.00
Daisuke Kataoka T15	71-72-69-72	284/-4	107,900.00	Fabrizio Zanotti T50	73-71-71-77	292/4	51,875.00
Phil Mickelson T15	71-72-74-67	284/-4	107,900.00	Ross Fisher T58	77-70-73-73	293/5	48,250.00
Ashun Wu T20	67-72-73-73	285/-3	90,250.00	Chan Kim T58	69-72-72-80	293/5	48,250.00
Tommy Fleetwood T20	71-70-70-74	285/-3	90,250.00	David Lipsky T58	69-70-72-82	293/5	48,250.00
Hideoto Tanihara T20	72-70-74-69	285/-3	90,250.00	Jordan L Smith T58	69-73-74-77	293/5	48,250.00
Jhonattan Vegas T20	70-73-72-70	285/-3	90,250.00	Wesley Bryan T62	77-72-71-74	294/6	46,750.00
Kiradech Aphibarnrat T24	65-70-75-76	286/-2	79,500.00	Bill Haas T62	71-73-76-74	294/6	46,750.00
Daniel Berger T24	68-71-75-72	286/-2	79,500.00	Scott Hend T62	71-68-78-77	294/6	46,750.00
Poom Saksansin T24	73-70-68-75	286/-2	79,500.00	Adam Hadwin T65	69-74-79-73	295/7	46,125.00
Pat Perez T24	72-69-76-69	286/-2	79,500.00	Mike Hendry T65	73-75-71-76	295/7	46,125.00
Chez Reavie T24	69-74-71-72	286/-2	79,500.00	Matthew Griffin T67	68-77-74-77	296/8	45,625.00
Hyun-woo Ryu T24	69-73-69-75	286/-2	79,500.00	Michael Lorenzo-Vera T67	71-71-77-77	296/8	45,625.00
Matthew Southgate T24	68-71-74-73	286/-2	79,500.00	Zecheng Dou T69	71-76-75-75	297/9	45,125.00
SSP Chawrasia T31	72-70-73-72	287/-1	72,000.00	Si Woo Kim T69	71-71-79-76	297/9	45,125.00
Matt Kuchar T31	67-70-72-78	287/-1	72,000.00	Thomas Pieters T71	75-79-69-76	299/11	44,625.00
Alexander Levy T31	71-71-71-74	287/-1	72,000.00	Graeme Storm T71	75-74-75-75	299/11	44,625.00
Alex Noren T31	72-72-72-71	287/-1	72,000.00	Yan Wei Liu 73	72-73-77-78	300/12	44,250.00
Thorbjørn Olesen T31	72-73-69-73	287/-1	72,000.00	Ashley Hall 74	74-71-80-76	301/13	44,000.00
Russell Henley T36	75-68-76-69	288/E	68,500.00	Andrew Dodt 75	74-79-74-77	304/16	43,750.00
Jon Rahm T36	72-74-69-73	288/E	68,500.00	Brandon Stone 76	78-87-68-75	308/20	43,500.00
Paul Dunne T38	67-73-70-79	289/1	64,500.00	Yi Cao 77	74-83-79-75	311/23	43,250.00
Gavin Kyle Green T38	65-74-73-77	289/1	64,500.00	Shugo Imahira DQ	72-79	151/7	

2016-17 HSBC Champions

Sheshan International GC; Shanghai, China Purse: \$9,500,000 Par/Yards: 36-36-72/7,261 October 24-30, 2016

LEADERS	First Round	Second Round	Third Round
	Rikard Karlberg 64 (-8)	Hideki Matsuyama 131 (-13)	Hideki Matsuyama 199 (-17)
	Rickie Fowler 65 (-7)	Bill Haas 134 (-10)	Russell Knox 202 (-14)
	Daniel Berger 66 (-6)	Russell Knox 134 (-10)	Daniel Berger 203 (-13)
	Russell Knox 66 (-6)	Daniel Berger 136 (-8)	Bill Haas 204 (-12)
	Hideki Matsuyama 66 (-6)	Richard Bland 136 (-8)	Francesco Molinari 204 (-12)
		Francesco Molinari 136 (-8)	

CUT: No cut. 78 professionals completed 72 holes.

WEATHER: Thursday: Cloudy and dreary conditions with a high of 62. Wind ENE 10-15 mph. Friday: Cloudy and breezy conditions with a high of 68 with temperatures dropping in the late afternoon to the high 50s. Wind NNW to NNE 10-20 mph with gusts of 25-30 mph. Saturday: Cloudy with a high of 59. Wind NNE 10-15 decreasing to 8-12 mph in the afternoon. Sunday: Mostly sunny with a high of 64. Wind ENE 8-12 mph.



Winner: Hideki Matsuyama 66-65-68-66 265 \$1,620,000.00

Hideki Matsuyama 1	66-65-68-66	265/-23	\$1,620,000.00	George Coetzee T40	69-79-68-72	288/E	\$62,000.00
Daniel Berger T2	66-70-67-69	272/-16	787,000.00	Zecheng Dou T40	77-70-72-69	288/E	62,000.00
Henrik Stenson T2	69-71-67-65	272/-16	787,000.00	Martin Kaymer T40	72-68-74-74	288/E	62,000.00
Bill Haas T4	67-67-70-69	273/-15	372,000.00	Soren Kjeldsen T40	73-75-72-68	288/E	62,000.00
Rory McIlroy T4	71-66-70-66	273/-15	372,000.00	Brooks Koepka T40	73-70-69-76	288/E	62,000.00
Ross Fisher T6	69-68-69-68	274/-14	235,333.34	Louis Oosthuizen T45	71-75-69-74	289/1	58,500.00
Rickie Fowler T6	65-73-68-68	274/-14	235,333.33	Jhonattan Vegas T45	79-71-73-66	289/1	58,500.00
Francesco Molinari T6	67-69-68-70	274/-14	235,333.33	Bradley Dredge T47	72-73-74-71	290/2	55,000.00
Sergio Garcia T9	68-72-69-67	276/-12	170,000.00	Andrew Johnston T47	75-69-69-77	290/2	55,000.00
Russell Knox T9	66-68-68-74	276/-12	170,000.00	K.T. Kim T47	74-74-71-71	290/2	55,000.00
Emiliano Grillo 11	72-67-71-67	277/-11	148,000.00	WC Liang T47	72-75-72-71	290/2	55,000.00
Paul Casey T12	67-70-72-69	278/-10	134,000.00	Gary Woodland T47	71-74-73-72	290/2	55,000.00
Alexander Noren T12	68-72-70-68	278/-10	134,000.00	Gregory Bourdy T52	74-70-76-71	291/3	51,500.00
Thomas Pieters T14	71-70-66-72	279/-9	118,500.00	Young-han Song T52	75-74-72-70	291/3	51,500.00
Adam Scott T14	69-80-64-66	279/-9	118,500.00	Scott Hend T54	72-72-72-77	293/5	49,250.00
Matthew Fitzpatrick T16	72-74-70-65	281/-7	103,666.67	Kevin Na T54	75-71-73-74	293/5	49,250.00
Joost Luiten T16	72-68-71-70	281/-7	103,666.67	Hideto Tanihara T54	73-73-73-74	293/5	49,250.00
Jason Kokrak T16	70-73-67-71	281/-7	103,666.66	Bubba Watson T54	71-73-76-73	293/5	49,250.00
Rafa Cabrera Bello T19	71-74-68-69	282/-6	93,000.00	Alexander Levy T58	72-75-73-74	294/6	47,750.00
Rikard Karlberg T19	64-75-71-72	282/-6	93,000.00	Jordan Zunic T58	72-75-75-72	294/6	47,750.00
Matt Kuchar T21	73-66-68-76	283/-5	88,000.00	Patrick Reed T60	78-75-66-76	295/7	46,500.00
Xinjun Zhang T21	68-69-70-76	283/-5	88,000.00	Chan Shih-chang T60	79-74-71-71	295/7	46,500.00
Ashun Wu T23	73-69-73-69	284/-4	80,166.67	Richard Sterne T60	77-74-69-75	295/7	46,500.00
Tyrrell Hatton T23	70-76-67-71	284/-4	80,166.67	Byeong Hun An T63	74-75-76-71	296/8	45,250.00
Justin Thomas T23	71-70-72-71	284/-4	80,166.67	Si Woo Kim T63	74-81-72-69	296/8	45,250.00
Chris Wood T23	69-70-70-75	284/-4	80,166.67	Hao Tong Li T63	73-72-74-77	296/8	45,250.00
Shane Lowry T23	74-68-65-77	284/-4	80,166.66	Sean O'Hair T63	73-73-72-78	296/8	45,250.00
Ryan Moore T23	71-72-66-75	284/-4	80,166.66	Scott Piercy T63	79-72-74-71	296/8	45,250.00
Lee Westwood 29	69-70-77-69	285/-3	75,000.00	Matthew Millar T68	72-75-74-77	298/10	44,375.00
Richard Bland T30	68-68-75-75	286/-2	72,000.00	Miguel Tabuena T68	72-76-72-78	298/10	44,375.00
Roberto Castro T30	73-74-73-66	286/-2	72,000.00	Marcus Fraser T70	78-73-71-77	299/11	43,625.00
Branden Grace T30	73-75-71-67	286/-2	72,000.00	Kevin Kisner T70	72-80-69-78	299/11	43,625.00
Thongchai Jaidee T30	70-73-73-70	286/-2	72,000.00	Soomin Lee T70	76-76-75-72	299/11	43,625.00
Charl Schwartzel T30	72-71-72-71	286/-2	72,000.00	Jeunghun Wang T70	82-76-69-72	299/11	43,625.00
Dean Burmester T35	68-70-74-75	287/-1	67,000.00	Jacques Blaauw 74	76-73-77-75	301/13	43,000.00
Kevin Chappell T35	70-71-72-74	287/-1	67,000.00	Danny Willett 75	74-78-75-75	302/14	42,750.00
J.B. Holmes T35	71-74-70-72	287/-1	67,000.00	Huilin Zhang 76	72-78-76-79	305/17	42,500.00
Dustin Johnson T35	74-74-70-69	287/-1	67,000.00	Nathan Holman T77	75-79-77-75	306/18	42,125.00
Bernd Wiesberger T35	71-72-73-71	287/-1	67,000.00	Jimmy Walker T77	78-79-77-72	306/18	42,125.00

2015-16 HSBC Champions

Sheshan International GC; Shanghai, China Purse: \$8,500,000 Par/Yards: 36-36-72/7,261 November 2-8, 2015

LEADERS		First Round	Second Round	Third Round		
	Graeme McDowell	67 (-5)	Graeme McDowell	134 (-10)	Graeme McDowell	205 (-11)
	Tim Clark	69 (-3)	Ian Poulter	137 (-7)	Hiroshi Iwata	206 (-10)
	Tommy Fleetwood	69 (-3)	Hiroshi Iwata	138 (-6)	Martin Kaymer	207 (-9)
	Rickie Fowler	69 (-3)	Bubba Watson	138 (-6)	Bubba Watson	207 (-9)
	Martin Kaymer	69 (-3)	Jonas Blixt	139 (-5)	Tim Clark	208 (-8)
	Chris Kirk	69 (-3)	Tim Clark	139 (-5)	Rickie Fowler	208 (-8)
	Brandt Snedeker	69 (-3)	Rickie Fowler	139 (-5)		
	Bubba Watson	71 (-1)	Kevin Na	139 (-5)		

CUT: No cut. 77 of 78 professionals completed 72 holes.

WEATHER: Thursday: Mostly cloudy with a high of 75 degrees and winds SE-10-15 mph. Friday: A few light morning showers before play started. Highs in the high 60s with winds SSE-12-15 mph. Saturday: The start of the third round was delayed 30 minutes with tee times pushed back to 9:15 a.m. local time due to dangerous/lightning conditions. Play was again suspended at 9:57 a.m. due to the threat of lightning in the area. Play resumed at 10:40 a.m. and was called for the day due to darkness with the final group given the option to complete their final hole. Only Russell Knox elected not to tee off the 18th hole and returned to finish his third round at 7:45 a.m. on Sunday morning. Wind NW 10-20 mph. Sunday: Mostly cloudy with chilly temperatures in the morning rising to the mid 60s. Winds N 10-15 mph.



Winner: Russell Knox 67-65-68-68 268 \$1,400,000.00

Russell Knox	1	67-65-68-68	268/-20	\$1,400,000.00	Steven Bowditch	T40	64-75-68-75	282/-6	\$58,500.00
Kevin Kisner	2	64-66-70-70	270/-18	850,000.00	Luke Donald	T40	71-69-70-72	282/-6	58,500.00
Ross Fisher	T3	69-69-65-68	271/-17	422,500.00	Matt Jones	T40	74-70-68-70	282/-6	58,500.00
Danny Willett	T3	65-74-70-62	271/-17	422,500.00	Anirban Lahiri	T40	70-75-66-71	282/-6	58,500.00
Branden Grace	T5	63-71-70-68	272/-16	276,500.00	Louis Oosthuizen	T44	68-69-73-73	283/-5	55,500.00
Dustin Johnson	T5	65-71-65-71	272/-16	276,500.00	Daniel Summerhays	T44	68-74-67-74	283/-5	55,500.00
Matthew Fitzpatrick	T7	68-69-69-67	273/-15	173,750.00	SSP Chawrasia	T46	69-72-71-72	284/-4	52,000.00
Hao Tong Li	T7	66-69-66-72	273/-15	173,750.00	Miguel Angel Jimenez	T46	73-72-70-69	284/-4	52,000.00
Patrick Reed	T7	65-70-68-70	273/-15	173,750.00	Soren Kjeldsen	T46	68-71-70-75	284/-4	52,000.00
Jordan Spieth	T7	68-72-63-70	273/-15	173,750.00	Richard T. Lee	T46	68-72-73-71	284/-4	52,000.00
Daniel Berger	T11	68-71-69-66	274/-14	106,166.67	Xin-jun Zhang	T46	67-72-73-72	284/-4	52,000.00
Sergio Garcia	T11	68-70-68-68	274/-14	106,166.67	Ze-cheng Dou	T51	70-71-73-71	285/-3	49,000.00
Rory McIlroy	T11	68-72-68-66	274/-14	106,166.67	Lee Westwood	T51	72-69-71-73	285/-3	49,000.00
Henrik Stenson	T11	69-72-66-67	274/-14	106,166.67	Chris Wood	T51	68-76-69-72	285/-3	49,000.00
Thongchai Jaidee	T11	72-68-66-68	274/-14	106,166.66	Thomas Aiken	T54	70-71-73-72	286/-2	47,500.00
Marc Leishman	T11	69-72-65-68	274/-14	106,166.66	Tyrrell Hatton	T54	70-76-70-70	286/-2	47,500.00
Rickie Fowler	T17	68-72-68-67	275/-13	89,000.00	Alexander Noren	T54	70-76-66-74	286/-2	47,500.00
Bernd Wiesberger	T17	70-66-69-70	275/-13	89,000.00	Kevin Na	57	72-72-72-71	287/-1	46,500.00
Byeong-Hun An	T19	69-68-68-72	277/-11	83,000.00	Greg Chalmers	T58	73-73-69-73	288/E	44,791.67
Scott Hend	T19	68-69-67-73	277/-11	83,000.00	Nick Cullen	T58	74-71-70-73	288/E	44,791.67
Hunter Mahan	T19	68-68-71-70	277/-11	83,000.00	Trevor Fisher Jr	T58	67-74-70-77	288/E	44,791.67
Thorbjorn Olesen	T19	64-74-66-73	277/-11	83,000.00	Danny Lee	T58	71-73-71-73	288/E	44,791.67
Paul Casey	T23	67-72-71-68	278/-10	75,750.00	Wu Ashun	T58	69-74-72-73	288/E	44,791.66
Harris English	T23	67-71-70-70	278/-10	75,750.00	WC Liang	T58	71-73-73-71	288/E	44,791.66
Thomas Pieters	T23	67-71-71-69	278/-10	75,750.00	Hiroshi Iwata	T64	70-77-69-73	289/1	43,250.00
Gary Woodland	T23	69-71-73-65	278/-10	75,750.00	Cameron Smith	T64	71-73-70-75	289/1	43,250.00
K.T. Kim	T27	74-71-68-66	279/-9	72,000.00	Andy Sullivan	T64	70-74-70-75	289/1	43,250.00
James Morrison	T27	69-70-68-72	279/-9	72,000.00	Danny Chia	67	72-73-74-71	290/2	42,750.00
Justin Thomas	T27	72-69-70-68	279/-9	72,000.00	Andrew Dodd	T68	70-80-76-66	292/4	42,375.00
Kiradech Aphibarnrat	T30	69-70-70-71	280/-8	68,000.00	Shane Lowry	T68	74-75-72-71	292/4	42,375.00
Tommy Fleetwood	T30	67-71-72-70	280/-8	68,000.00	Adam Scott	70	75-76-72-70	293/5	42,000.00
David Howell	T30	73-68-69-70	280/-8	68,000.00	Satoshi Kodaira	71	74-76-76-68	294/6	41,750.00
Martin Kaymer	T30	69-71-73-67	280/-8	68,000.00	David Lingmerth	T72	70-72-76-77	295/7	41,375.00
Ian Poulter	T30	72-71-70-67	280/-8	68,000.00	Danie van Tonder	T72	77-73-71-74	295/7	41,375.00
Emiliano Grillo	T35	69-71-69-72	281/-7	63,000.00	Yi Cao	74	70-78-71-78	297/9	41,000.00
Scott Piercy	T35	70-73-66-72	281/-7	63,000.00	Steven Jeffress	75	76-78-73-74	301/13	40,750.00
Charl Schwartzel	T35	68-72-69-72	281/-7	63,000.00	Chris Kirk	T76	71-79-74-79	303/15	40,375.00
Robert Streb	T35	73-69-68-71	281/-7	63,000.00	Marc Warren	T76	75-74-81-73	303/15	40,375.00
Bubba Watson	T35	68-73-68-72	281/-7	63,000.00	Hideki Matsuyama	WD	71-73	144/E	

2014-15 HSBC Champions

Sheshan International GC; Shanghai, China Purse: \$8,500,000 Par/Yards: 36-36-72/7,261 November 3-9, 2014

LEADERS		First Round	Second Round	Third Round
	Graeme McDowell	67 (-5)	Graeme McDowell 134 (-10)	Graeme McDowell 205 (-11)
	Tim Clark	69 (-3)	Ian Poulter 137 (-7)	Hiroshi Iwata 206 (-10)
	Tommy Fleetwood	69 (-3)	Hiroshi Iwata 138 (-6)	Martin Kaymer 207 (-9)
	Rickie Fowler	69 (-3)	Bubba Watson 138 (-6)	Bubba Watson 207 (-9)
	Martin Kaymer	69 (-3)	Jonas Blixt 139 (-5)	Tim Clark 208 (-8)
	Chris Kirk	69 (-3)	Tim Clark 139 (-5)	Rickie Fowler 208 (-8)
	Brandt Snedeker	69 (-3)	Rickie Fowler 139 (-5)	
	Bubba Watson	71 (-1)	Kevin Na 139 (-5)	



CUT: No cut. 76 of the 80 professionals completed 72 holes.

Winner: Bubba Watson 71-67-69-70 277 \$1,400,000.00

Bubba Watson	1	71-67-69-70	277/-11	\$1,400,000.00	Jimmy Walker	T35	73-69-75-73	290/2	\$61,500.00
Tim Clark	2	69-70-69-69	277/-11	850,000.00	Marc Warren	T35	75-72-69-74	290/2	61,500.00
Rickie Fowler	T3	69-70-69-70	278/-10	381,666.67	Thomas Bjorn	T41	72-75-72-72	291/3	56,000.00
Hiroshi Iwata	T3	73-65-68-72	278/-10	381,666.67	Luke Donald	T41	74-72-74-71	291/3	56,000.00
Graeme McDowell	T3	67-67-71-73	278/-10	381,666.66	Thongchai Jaidee	T41	71-76-75-69	291/3	56,000.00
Thorbjorn Olesen	T6	72-68-69-71	280/-8	213,666.67	Hideki Matsuyama	T41	74-69-73-75	291/3	56,000.00
Ian Poulter	T6	70-67-72-71	280/-8	213,666.67	Dawie van der Walt	T41	70-72-75-74	291/3	56,000.00
Martin Kaymer	T6	69-72-66-73	280/-8	213,666.66	Ernie Els	T46	74-70-74-74	292/4	52,500.00
Marc Leishman	9	72-71-69-69	281/-7	158,000.00	Mikko Ilonen	T46	75-76-71-70	292/4	52,500.00
Jason Dufner	T10	72-70-72-68	282/-6	135,500.00	Felipe Aguilar	T48	76-74-71-72	293/5	49,300.00
Brandt Snedeker	T10	69-74-69-70	282/-6	135,500.00	Bill Haas	T48	70-74-72-77	293/5	49,300.00
George Coetzee	T12	72-73-69-69	283/-5	108,000.00	WC Liang	T48	75-74-73-71	293/5	49,300.00
Adam Scott	T12	70-72-71-70	283/-5	108,000.00	Justin Rose	T48	72-71-76-74	293/5	49,300.00
Pablo Larrazabal	T14	75-72-69-68	284/-4	89,833.34	Marcel Siem	T48	72-72-76-73	293/5	49,300.00
Alexander Levy	T14	74-68-71-71	284/-4	89,833.34	Matt Jones	T53	75-76-71-72	294/6	47,000.00
Wu Ashun	T14	74-70-69-71	284/-4	89,833.33	Hennie Otto	T53	74-72-75-73	294/6	47,000.00
Jonas Blixt	T14	71-68-71-74	284/-4	89,833.33	Scott Stallings	T53	74-76-77-67	294/6	47,000.00
Chris Kirk	T14	69-74-69-72	284/-4	89,833.33	Matt Every	T56	75-72-75-73	295/7	45,250.00
Louis Oosthuizen	T14	70-70-72-72	284/-4	89,833.33	David Lipsky	T56	78-73-72-72	295/7	45,250.00
Kevin Na	T20	71-68-79-67	285/-3	81,000.00	Kevin Streelman	T56	77-72-71-75	295/7	45,250.00
Lee Westwood	T20	70-73-69-73	285/-3	81,000.00	Gary Woodland	T56	73-75-74-73	295/7	45,250.00
Ryan Palmer	T22	74-72-72-68	286/-2	77,000.00	Mu Hu	T60	78-71-74-73	296/8	43,875.00
Patrick Reed	T22	71-73-71-71	286/-2	77,000.00	Brendon Todd	T60	71-74-73-78	296/8	43,875.00
Jamie Donaldson	T24	71-77-68-71	287/-1	73,500.00	Darren Fichardt	62	74-72-74-77	297/9	43,500.00
Tommy Fleetwood	T24	69-75-74-69	287/-1	73,500.00	Hyung-Sung Kim	63	70-74-75-79	298/10	43,250.00
Stephen Gallacher	T24	72-72-71-72	287/-1	73,500.00	Keegan Bradley	T64	72-73-77-78	300/12	42,500.00
Henrik Stenson	T24	70-71-81-65	287/-1	73,500.00	Mike Hendry	T64	76-75-73-76	300/12	42,500.00
Sergio Garcia	T28	74-72-73-69	288/E	68,500.00	Charl Schwartzel	T64	74-76-77-73	300/12	42,500.00
J.B. Holmes	T28	70-71-73-74	288/E	68,500.00	Oliver Wilson	T64	71-70-79-80	300/12	42,500.00
Anirban Lahiri	T28	74-70-74-70	288/E	68,500.00	Lian-Wei Zhang	T64	73-76-74-77	300/12	42,500.00
Joost Luiten	T28	77-71-69-71	288/E	68,500.00	Ze-cheng Dou	T69	76-73-74-78	301/13	41,625.00
Hunter Mahan	T28	74-68-71-75	288/E	68,500.00	Antonio Lascuna	T69	76-79-73-73	301/13	41,625.00
Ryan Moore	T28	74-71-72-71	288/E	68,500.00	Miguel A. Jimenez	71	78-75-73-76	302/14	41,250.00
Shane Lowry	34	78-69-74-68	289/1	65,000.00	Jason Knutzon	72	78-74-75-77	304/16	41,000.00
Russell Henley	T35	71-75-74-70	290/2	61,500.00	Billy Horschel	T73	80-77-79-70	306/18	40,500.00
Haotong Li	T35	75-72-76-67	290/2	61,500.00	Yoshitaka Takeya	T73	77-78-75-76	306/18	40,500.00
John Senden	T35	73-73-72-72	290/2	61,500.00	Jaco Van Zyl	T73	70-75-83-78	306/18	40,500.00
Jordan Spieth	T35	70-74-72-74	290/2	61,500.00	Jin Jeong	76	85-79-75-80	319/31	40,000.00

2013-14 HSBC Champions

Sheshan International GC; Shanghai, China Purse: \$8,500,000 Par/Yards: 36-36-72/7,266 October 28-November 3, 2013

LEADERS	First Round	Second Round	Third Round		
Rory McIlroy.....	65 (-7)	Dustin Johnson.....	132 (-12)	Dustin Johnson.....	198 (-18)
Jamie Donaldson.....	67 (-5)	Rory McIlroy.....	137 (-7)	Ian Poulter.....	201 (-15)
Gonzalo Fdez-Castano.....	67 (-5)	Bubba Watson.....	137 (-7)	Graeme McDowell.....	202 (-14)
Tommy Fleetwood.....	68 (-4)	Boo Weekley.....	137 (-7)	Graham DeLaet.....	204 (-12)
Justin Rose.....	68 (-4)	Ernie Els.....	138 (-6)	Rory McIlroy.....	204 (-12)
Jordan Spieth.....	68 (-4)	Gonzalo Fdez-Castano.....	138 (-6)	Justin Rose.....	204 (-12)
Bubba Watson.....	68 (-4)	Tommy Fleetwood.....	138 (-6)		
Dustin Johnson.....	69 (-3)	Sergio Garcia.....	138 (-6)		
		Graeme McDowell.....	138 (-6)		
		Ian Poulter.....	138 (-6)		



CUT: No cut. 77 of 78 players completed 72 holes.

WEATHER: Thursday: Cloudy and breezy, with a high of 69. Wind E at 10-15 mph. Friday: Partly cloudy and breezy, with a high of 69. Wind E at 10-15 mph. Saturday: Mostly cloudy, with a high of 72. Winds N at 3-6 mph. Sunday: Mostly cloudy, with a high of 72. NNW wind at 5-10 mph.

Winner: Dustin Johnson 69-63-66-66 264 \$1,400,000.00

Dustin Johnson.....	1	69-63-66-66	264/-24	\$1,400,000.00	Gonzalo Fdez-Castano....	T39	67-71-70-76	284/-4	\$58,000.00
Ian Poulter.....	2	71-67-63-66	267/-21	850,000.00	Branden Grace.....	T39	77-71-67-69	284/-4	58,000.00
Graeme McDowell.....	3	69-69-64-66	268/-20	480,000.00	Haotong Li.....	T39	72-71-74-67	284/-4	58,000.00
Sergio Garcia.....	4	70-68-69-63	270/-18	365,000.00	David Lynn.....	T39	74-70-69-71	284/-4	58,000.00
Justin Rose.....	5	68-71-65-68	272/-16	300,000.00	Richard Sterne.....	T39	74-73-74-63	284/-4	58,000.00
Graham DeLaet.....	T6	71-68-65-69	273/-15	231,500.00	Chris Wood.....	T39	71-71-73-69	284/-4	58,000.00
Rory McIlroy.....	T6	65-72-67-69	273/-15	231,500.00	Ken Duke.....	T46	70-72-73-70	285/-3	52,500.00
Jamie Donaldson.....	T8	67-74-66-67	274/-14	161,666.67	Brian Gay.....	T46	71-72-72-70	285/-3	52,500.00
Bubba Watson.....	T8	68-69-69-68	274/-14	161,666.67	Thongchai Jaidee.....	T46	76-68-68-73	285/-3	52,500.00
Martin Kaymer.....	T8	70-74-62-68	274/-14	161,666.66	Jimmy Walker.....	T46	73-73-69-70	285/-3	52,500.00
Keegan Bradley.....	T11	71-68-68-68	275/-13	116,666.67	Hiroyuki Fujita.....	T50	75-70-68-73	286/-2	49,000.00
Ernie Els.....	T11	69-69-71-66	275/-13	116,666.67	Mike Hendry.....	T50	72-73-73-68	286/-2	49,000.00
Boo Weekley.....	T11	70-67-69-69	275/-13	116,666.66	Masahiro Kawamura.....	T50	73-72-70-71	286/-2	49,000.00
Phil Mickelson.....	14	71-68-72-65	276/-12	100,000.00	Ryan Moore.....	T50	70-74-69-73	286/-2	49,000.00
WC Liang.....	T15	72-67-72-66	277/-11	93,500.00	Michael Thompson.....	T50	74-72-68-72	286/-2	49,000.00
Louis Oosthuizen.....	T15	70-70-70-67	277/-11	93,500.00	Kiradech Aphibarnrat.....	T55	69-78-68-72	287/-1	46,250.00
Jordan Spieth.....	17	68-71-70-69	278/-10	90,000.00	Rickie Fowler.....	T55	74-70-70-73	287/-1	46,250.00
Tommy Fleetwood.....	T18	68-70-69-72	279/-9	87,000.00	John Merrick.....	T55	72-75-69-71	287/-1	46,250.00
Jin Jeong.....	T18	70-69-71-69	279/-9	87,000.00	Brandt Snedeker.....	T55	73-74-70-70	287/-1	46,250.00
Paul Casey.....	20	69-73-69-69	280/-8	84,000.00	Peter Uihlein.....	T55	71-73-73-70	287/-1	46,250.00
Gregory Bourdy.....	T21	75-68-67-71	281/-7	75,100.00	Lee Westwood.....	T55	71-73-68-75	287/-1	46,250.00
Bill Haas.....	T21	72-72-69-68	281/-7	75,100.00	Derek Ernst.....	T61	71-72-73-72	288/E	44,250.00
Peter Hanson.....	T21	70-73-70-68	281/-7	75,100.00	Darren Fichardt.....	T61	70-74-75-69	288/E	44,250.00
Scott Hend.....	T21	69-74-66-72	281/-7	75,100.00	Gaganjeet Bhullar.....	T63	69-71-75-74	289/1	43,500.00
Mikko Ilonen.....	T21	72-69-72-68	281/-7	75,100.00	Jonas Blixt.....	T63	70-75-74-70	289/1	43,500.00
Matteo Manassero.....	T21	72-70-70-69	281/-7	75,100.00	Stephen Gallacher.....	T63	73-73-72-71	289/1	43,500.00
Francesco Molinari.....	T21	72-69-70-70	281/-7	75,100.00	Ryo Ishikawa.....	T66	81-72-68-69	290/2	42,875.00
Scott Piercy.....	T21	72-73-68-68	281/-7	75,100.00	Daniel Popovic.....	T66	77-71-69-73	290/2	42,875.00
Bo Van Pelt.....	T21	77-67-66-71	281/-7	75,100.00	D.A. Points.....	T68	72-74-70-75	291/3	42,375.00
Jaco Van Zyl.....	T21	72-73-68-68	281/-7	75,100.00	Ashun Wu.....	T68	74-75-70-72	291/3	42,375.00
Luke Donald.....	T31	70-71-70-71	282/-6	68,000.00	David Howell.....	70	72-75-73-72	292/4	42,000.00
Henrik Stenson.....	T31	74-76-67-65	282/-6	68,000.00	Seuk-hyun Baek.....	71	81-68-69-75	293/5	41,750.00
Nick Watney.....	T31	75-74-67-66	282/-6	68,000.00	Miguel A. Jimenez.....	72	75-76-70-74	295/7	41,500.00
Mark Brown.....	T34	72-68-72-71	283/-5	64,000.00	Raphael Jacquelin.....	73	81-70-71-74	296/8	41,250.00
Jason Dufner.....	T34	73-67-71-72	283/-5	64,000.00	George Coetzee.....	74	75-77-74-71	297/9	41,000.00
Billy Horschel.....	T34	71-69-72-71	283/-5	64,000.00	Mu Hu.....	75	76-75-73-75	299/11	40,750.00
Wenyi Huang.....	T34	70-74-69-70	283/-5	64,000.00	Brett Rumford.....	76	75-77-79-72	303/15	40,500.00
Kevin Streelman.....	T34	70-73-72-68	283/-5	64,000.00	Huang Ming-jie.....	77	83-77-80-83	323/35	40,250.00
Thomas Bjorn.....	T39	74-72-70-68	284/-4	58,000.00					

2012 HSBC Champions

Mission Hills Golf Club; Guangdong, China Purse: \$7,000,000 Par/Yards: 36-36-72/7,301 October 29-November 4, 2012

LEADERS		First Round	Second Round	Third Round				
Louis Oosthuizen	65 (-7)	Louis Oosthuizen	128 (-16)	Louis Oosthuizen	198 (-18)
Adam Scott	65 (-7)	Ernie Els	133 (-11)	Lee Westwood	198 (-18)
Peter Hanson	66 (-6)	Adam Scott	133 (-11)	Phil Mickelson	201 (-15)
Shane Lowry	66 (-6)	Jason Dufner	134 (-10)	Ernie Els	202 (-14)
Phil Mickelson	66 (-6)	Shane Lowry	134 (-10)	Bill Haas	202 (-14)
Bubba Watson	66 (-6)	Ian Poulter	137 (T12)	Ian Poulter	202 (-14)
Ian Poulter	69 (T16)						

CUT: No cut. 77 of 78 professionals completed 72 holes,



WEATHER: Overcast and mild. High of 75. Winds variable at 5-10 mph. Friday: Sunny and mild. High of 79. Winds variable at 5-10 mph. Saturday: Sunny and mild. High of 79. Winds variable at 8-10 mph. Sunday: Overcast and warm. High of 82. Winds variable at 5-10 mph.

Winner: Ian Poulter 69-68-65-65 267 \$1,200,000.00

Ian Poulter	1	69-68-65-65	267	\$1,200,000.00	Francesco Molinari	T39	74-69-74-68	285	\$47,000.00
Jason Dufner	T2	68-66-71-64	269	417,500.00	Thaworn Wiratchant	T39	72-70-70-73	285	47,000.00
Ernie Els	T2	70-63-69-67	269	417,500.00	Jamie Donaldson	T42	71-74-71-70	286	43,500.00
Phil Mickelson	T2	66-69-66-68	269	417,500.00	Marcus Fraser	T42	73-72-70-71	286	43,500.00
Scott Piercy	T2	68-68-68-65	269	417,500.00	Graeme McDowell	T42	71-75-68-72	286	43,500.00
Louis Oosthuizen	T6	65-63-70-72	270	190,000.00	Julien Quesne	T42	71-71-71-73	286	43,500.00
Lee Westwood	T6	70-67-61-72	270	190,000.00	Rafael Cabrera Bello	T46	75-69-76-67	287	40,000.00
Adam Scott	8	65-68-71-67	271	155,000.00	Greg Chalmers	T46	71-71-68-77	287	40,000.00
Martin Kaymer	9	68-69-67-68	272	140,000.00	Brendan Jones	T46	74-69-70-74	287	40,000.00
Bill Haas	10	69-67-66-71	273	125,000.00	Jeev Milkha Singh	T46	72-71-73-71	287	40,000.00
Hiroyuki Fujita	T11	73-67-67-67	274	98,000.00	Mark Wilson	T46	73-74-69-71	287	40,000.00
Prom Meesawat	T11	67-70-69-68	274	98,000.00	Robert Garrigus	T51	76-68-69-75	288	38,000.00
Thorbjorn Olesen	T11	71-65-70-68	274	98,000.00	Brad Kennedy	T51	73-77-67-71	288	38,000.00
Marcel Siem	T11	71-70-66-67	274	98,000.00	Geoff Ogilvy	T51	75-74-72-67	288	38,000.00
Brandt Snedeker	T11	72-71-60-71	274	98,000.00	Nicolas Colsaerts	T54	73-73-71-72	289	36,750.00
Carl Pettersson	T16	70-68-66-71	275	80,500.00	Han Lee	T54	73-70-75-71	289	36,750.00
Nick Watney	T16	72-72-69-62	275	80,500.00	Robert Allenby	T56	76-72-69-73	290	34,750.00
Gaganjeet Bhullar	T18	73-68-63-72	276	75,000.00	George Coetzee	T56	73-76-68-73	290	34,750.00
Luke Donald	T18	68-68-69-71	276	75,000.00	Hyung-Sung Kim	T56	78-70-70-72	290	34,750.00
Marc Leishman	T18	73-68-65-70	276	75,000.00	Garth Mulroy	T56	70-74-73-73	290	34,750.00
Thomas Bjorn	T21	72-70-68-67	277	70,000.00	Jaco Van Zyl	T56	74-75-70-71	290	34,750.00
Thongchai Jaidee	T21	70-68-69-70	277	70,000.00	Xin-jun Zhang	T56	75-69-76-70	290	34,750.00
Keegan Bradley	T23	71-68-68-71	278	67,000.00	Branden Grace	T62	75-76-70-70	291	32,500.00
Peter Hanson	T24	66-71-73-69	279	62,250.00	Hennie Otto	T62	76-73-71-71	291	32,500.00
Scott Hend	T24	70-74-67-68	279	62,250.00	Danny Willett	T62	74-73-71-73	291	32,500.00
WC Liang	T24	72-73-66-68	279	62,250.00	Alvaro Quiros	T65	72-76-68-76	292	31,000.00
Justin Rose	T24	72-70-67-70	279	62,250.00	Richie Ramsay	T65	78-71-72-71	292	31,000.00
Thomas Aiken	T28	68-73-69-70	280	57,500.00	Kyle Stanley	T65	79-70-74-69	292	31,000.00
Gonzalo Fdez-Castano	T28	71-67-69-73	280	57,500.00	Jbe' Kruger	68	83-72-71-67	293	30,000.00
John Senden	T28	72-70-70-68	280	57,500.00	Kenichi Kuboya	T69	77-83-66-69	295	29,000.00
Bernd Wiesberger	T28	72-72-68-68	280	57,500.00	David Lynn	T69	76-69-73-77	295	29,000.00
Shane Lowry	32	66-68-72-75	281	55,000.00	Toshinori Muto	T69	74-71-76-74	295	29,000.00
Bubba Watson	33	66-72-69-75	282	54,000.00	Yuta Ikeda	T72	70-70-82-75	297	27,500.00
Ik-Je Jang	T34	68-71-72-72	283	52,500.00	David Lipsky	T72	78-74-69-76	297	27,500.00
Tadahiro Takayama	T34	73-69-70-71	283	52,500.00	Robert Rock	T72	78-70-76-73	297	27,500.00
Paul Lawrie	T36	69-71-72-72	284	50,000.00	Johnson Wagner	75	75-74-73-76	298	26,500.00
Joost Luiten	T36	72-72-68-72	284	50,000.00	Siddikur Rahman	76	77-76-76-72	301	26,000.00
A-Shun Wu	T36	68-70-71-75	284	50,000.00	Mu Hu	77	79-74-79-75	307	25,500.00
Dustin Johnson	T39	67-68-84-66	285	47,000.00						

2011 HSBC Champions

Sheshan International Golf Club; Shanghai, China Purse: \$7,000,000 Par/Yards: 36-36-72/7,266 October 31-November 6, 2011

First Round	Second Round	Third Round
Keegan Bradley..... 65 (-7)	Fredrik Jacobson..... 133 (-11)	Fredrik Jacobson..... 200 (-16)
Fredrik Jacobson..... 67 (-5)	Louis Oosthuizen..... 134 (-10)	Louis Oosthuizen..... 202 (-14)
Alexander Noren..... 67 (-5)	Adam Scott..... 134 (-10)	Adam Scott..... 203 (-13)
Bo Van Pelt..... 67 (-5)	Keegan Bradley..... 135 (-9)	Rory McIlroy..... 204 (-12)
K.J. Choi..... 68 (-4)	Paul Casey..... 136 (-8)	Lee Westwood..... 204 (-12)
Thongchai Jaidee..... 68 (-4)	Bo Van Pelt..... 136 (-8)	Martin Kaymer..... 205 (-11)
Justin Rose..... 68 (-4)	Martin Kaymer..... 137 (-7)	
David Toms..... 68 (-4)		
Martin Kaymer..... 69 (-3)		

CUT: No cut. All 78 professionals completed 72 holes.



WEATHER: Thursday: Mostly cloudy, with the high reaching 68. Winds variable at 5-10 mph. Friday: Mostly cloudy and humid, with the high reaching 68. There was light rain for approximately 90 minutes midway through the round. Lift, clean and place rules in effect. Winds variable at 6-12 mph. Saturday: Mostly cloudy and warmer, with the high reaching 71. Winds variable at 5-10 mph. Sunday: Mostly cloudy and cooler, with the high reaching 69. Winds NNE at 12-18 mph shifting to NE at 10-18 in the afternoon.

Winner: Martin Kaymer 69-68-68-63 268 \$1,200,000.00

Martin Kaymer..... 1	69-68-68-63	268	\$1,200,000.00	Miguel A. Jimenez..... T38	72-68-68-77	285	\$47,500.00
Fredrik Jacobson..... 2	67-66-67-71	271	675,000.00	Chinnarat Phadungsil..... T38	71-69-74-71	285	47,500.00
Graeme McDowell..... 3	69-69-67-67	272	430,000.00	Stuart Appleby..... T42	77-70-71-69	287	43,500.00
Paul Casey..... T4	70-66-70-67	273	258,333.33	Thomas Bjorn..... T42	72-71-71-73	287	43,500.00
Rory McIlroy..... T4	70-69-65-69	273	258,333.33	Bill Haas..... T42	74-69-68-76	287	43,500.00
Charl Schwartzel..... T4	70-69-69-65	273	258,333.33	Scott Stallings..... T42	70-74-72-71	287	43,500.00
Hunter Mahan..... T7	71-67-69-67	274	155,000.00	Ben Crane..... T46	75-71-74-68	288	40,500.00
Louis Oosthuizen..... T7	71-63-68-72	274	155,000.00	Hiroyuki Fujita..... T46	74-71-70-73	288	40,500.00
Justin Rose..... T7	68-70-70-66	274	155,000.00	Keith Horne..... T46	71-70-73-74	288	40,500.00
Jhonattan Vegas..... 10	69-73-65-68	275	125,000.00	Jung-gon Hwang..... T49	72-72-70-75	289	38,000.00
Adam Scott..... T11	69-65-69-73	276	110,000.00	Kyung-tae Kim..... T49	73-77-71-68	289	38,000.00
Bo Van Pelt..... T11	67-69-70-70	276	110,000.00	Paul Lawrie..... T49	72-71-72-74	289	38,000.00
Ian Poulter..... T13	70-68-69-71	278	90,000.00	Alexander Noren..... T49	67-75-70-77	289	38,000.00
Lee Westwood..... T13	69-68-67-74	278	90,000.00	Alvaro Quiros..... T49	72-67-71-79	289	38,000.00
Xin-jun Zhang..... T13	74-68-64-72	278	90,000.00	Siddikur Rahman..... T49	75-73-67-74	289	38,000.00
Keegan Bradley..... T16	65-70-72-72	279	79,333.33	Ashun Wu..... T49	72-69-70-78	289	38,000.00
K.J. Choi..... T16	68-70-72-69	279	79,333.33	Robert Karlsson..... T56	74-75-68-73	290	35,500.00
Simon Dyson..... T16	69-69-70-71	279	79,333.33	Geoff Ogilvy..... T56	75-69-69-77	290	35,500.00
John Senden..... 19	72-68-70-70	280	75,000.00	Mark Wilson..... T56	71-73-77-69	290	35,500.00
Nicolas Colsaerts..... T20	74-69-68-70	281	71,000.00	Tetsuji Hiratsuka..... T59	72-70-72-77	291	34,000.00
Lucas Glover..... T20	76-68-71-66	281	71,000.00	Michio Matsumura..... T59	74-71-71-75	291	34,000.00
Pablo Larrazabal..... T20	70-69-70-72	281	71,000.00	David Toms..... T59	68-76-71-76	291	34,000.00
Aaron Baddeley..... T23	69-68-73-72	282	62,500.00	Jim Furyk..... T62	78-68-73-73	292	32,500.00
Jonathan Byrd..... T23	71-68-70-73	282	62,500.00	Michael Hoey..... T62	76-70-74-72	292	32,500.00
Anders Hansen..... T23	71-69-70-72	282	62,500.00	WC Liang..... T62	72-73-71-76	292	32,500.00
Jbe' Kruger..... T23	70-70-68-74	282	62,500.00	S.S.P. Chowrasia..... 65	73-74-73-73	293	31,500.00
Francesco Molinari..... T23	70-70-71-71	282	62,500.00	Kiradech Aphibarnrat..... T66	79-72-71-72	294	30,750.00
Jeev Milkha Singh..... T23	72-73-69-68	282	62,500.00	D.A. Points..... T66	73-71-73-77	294	30,750.00
Harrison Frazer..... T29	70-75-64-74	283	56,500.00	Chez Reavie..... 68	70-75-68-82	295	30,000.00
Yuta Ikeda..... T29	70-71-68-74	283	56,500.00	Matteo Manassero..... 69	82-71-70-73	296	29,500.00
Thongchai Jaidee..... T29	68-69-72-74	283	56,500.00	Thomas Aiken..... 70	76-75-69-77	297	29,000.00
Rory Sabbatini..... T29	69-71-71-72	283	56,500.00	David Gleeson..... 71	71-70-76-81	298	28,500.00
Ernie Els..... T33	75-69-72-68	284	52,000.00	Alistair Presnell..... T72	75-75-73-76	299	27,750.00
Peter Hanson..... T33	69-73-71-71	284	52,000.00	Chan Yih-shin..... T72	75-74-76-74	299	27,750.00
Robert Rock..... T33	70-70-71-73	284	52,000.00	Hao Yuan..... 74	72-78-74-76	300	27,000.00
Lee Slattery..... T33	76-71-68-69	284	52,000.00	Pablo Martin..... 75	76-71-74-80	301	26,500.00
Nick Watney..... T33	71-75-71-67	284	52,000.00	Tom Lewis..... 76	78-71-72-83	304	26,000.00
Darren Clarke..... T38	73-76-67-69	285	47,500.00	Adam Bland..... 77	75-76-81-80	312	25,500.00
Jim Herman..... T38	74-70-73-68	285	47,500.00	Bobby Gates..... WD	75-68-69	212	

2010 HSBC Champions

Sheshan International Golf Club; Shanghai, China Purse: \$7,000,000 Par/Yards: 36-36-72/7,266 November 4-7, 2010

LEADERS		First Round	Second Round	Third Round		
	Francesco Molinari.....	65 (-7)	Francesco Molinari.....	135 (-9)	Francesco Molinari.....	202 (-14)
	Lee Westwood.....	66 (-6)	Lee Westwood.....	136 (-8)	Lee Westwood.....	203 (-13)
	Yuta Ikeda.....	67 (-5)	Ernie Els.....	137 (-7)	Luke Donald.....	206 (-10)
	Seung-yul Noh.....	67 (-5)	Richie Ramsay.....	137 (-7)	Ernie Els.....	208 (-8)
	Henrik Stenson.....	67 (-5)	Jaco Van Zyl.....	137 (-7)	Ross Fisher.....	208 (-8)
	Luke Donald.....	68 (-4)	Luke Donald.....	138 (-6)	Richie Ramsay.....	208 (-8)
	Pablo Martin.....	68 (-4)	Ross Fisher.....	139 (-5)	Jaco van Zyl.....	209 (-7/8)
	Tiger Woods.....	68 (-4)	Seung yul Noh.....	139 (-5)		

CUT: No cut. 77 of 78 professionals completed 72 holes.



WEATHER: Thursday: Partly cloudy with a high of 79 degrees. S winds 6-12 mph. Friday: Partly cloudy and cool in the morning, with a high temperature in the lower 80s. Light, variable winds. Saturday: Hazy sunshine and cool, with a high temperature of 79 degrees and calm winds. Sunday: Due to morning fog, the start of the final round was delayed 75 minutes from 8:35 a.m. until 9:50 a.m. Afternoon temperatures reached into the low 80s, under hazy skies with calm winds.

Winner: Francesco Molinari 65-70-67-67 269 \$1,200,000.00

Francesco Molinari.....	1	65-70-67-67	269	\$1,200,000.00	Carl Pettersson.....	T39	71-73-71-73	288	\$47,500.00
Lee Westwood.....	2	66-70-67-67	270	675,000.00	Ryo Ishikawa.....	T41	72-71-71-75	289	44,000.00
Luke Donald.....	T3	68-70-68-73	279	372,500.00	Miguel A. Jimenez.....	T41	72-70-75-72	289	44,000.00
Richie Ramsay.....	T3	69-68-71-71	279	372,500.00	Kyung-tae Kim.....	T41	72-69-75-73	289	44,000.00
Rory McIlroy.....	5	71-71-71-67	280	250,000.00	Phil Mickelson.....	T41	69-71-76-73	289	44,000.00
Fredrik Andersson Hed.....	T6	69-71-71-70	281	145,714.29	Edoardo Molinari.....	T41	72-71-76-70	289	44,000.00
Paul Casey.....	T6	73-71-67-70	281	145,714.29	Hiroyuki Fujita.....	T46	75-75-70-70	290	40,750.00
Ernie Els.....	T6	72-65-71-73	281	145,714.29	Ryan Palmer.....	T46	69-72-74-75	290	40,750.00
Retief Goosen.....	T6	70-74-69-68	281	145,714.29	Arjun Atwal.....	T48	73-71-73-74	291	39,500.00
Richard Green.....	T6	72-68-73-68	281	145,714.29	David Horsey.....	T48	71-74-74-72	291	39,500.00
Peter Hanson.....	T6	73-69-70-69	281	145,714.29	Heath Slocum.....	T48	71-72-78-70	291	39,500.00
Tiger Woods.....	T6	68-72-73-68	281	145,714.29	Camilo Villegas.....	T51	75-70-78-69	292	38,250.00
Ian Poulter.....	T13	70-70-73-69	282	90,000.00	Y.E. Yang.....	T51	69-74-73-76	292	38,250.00
Henrik Stenson.....	T13	67-74-72-69	282	90,000.00	Jason Bohn.....	T53	72-75-72-74	293	36,500.00
Jaco Van Zyl.....	T13	71-66-72-73	282	90,000.00	Rhys Davies.....	T53	76-70-72-75	293	36,500.00
Ross Fisher.....	T16	69-70-69-75	283	77,200.00	Andrew Dodt.....	T53	73-68-80-72	293	36,500.00
Padraig Harrington.....	T16	70-70-70-73	283	77,200.00	Matteo Manassero.....	T53	71-70-81-71	293	36,500.00
Pablo Martin.....	T16	68-73-71-71	283	77,200.00	Alvaro Quiros.....	T53	74-78-70-71	293	36,500.00
Seung-yul Noh.....	T16	67-72-71-73	283	77,200.00	Michael Sim.....	T58	72-79-74-69	294	34,750.00
Charl Schwartzel.....	T16	74-70-67-72	283	77,200.00	Shunsuke Sonoda.....	T58	72-77-78-67	294	34,750.00
Robert Allenby.....	T21	72-68-72-72	284	68,000.00	Tetsuji Hiratsuka.....	T60	71-71-80-73	295	33,500.00
Bill Haas.....	T21	72-71-72-69	284	68,000.00	Michio Matsumura.....	T60	71-74-75-75	295	33,500.00
Hunter Mahan.....	T21	70-73-71-70	284	68,000.00	Thaworn Wiratchant.....	T60	75-76-73-71	295	33,500.00
Nick Watney.....	T21	72-68-74-70	284	68,000.00	Marcus Fraser.....	T63	72-76-73-76	297	31,750.00
Tim Clark.....	T25	72-70-70-73	285	60,200.00	Anders Hansen.....	T63	71-74-79-73	297	31,750.00
Rickie Fowler.....	T25	71-74-72-68	285	60,200.00	Alistair Presnell.....	T63	74-75-74-74	297	31,750.00
Brendan Jones.....	T25	76-72-69-68	285	60,200.00	Liang Wen-Chong.....	T63	79-73-76-69	297	31,750.00
Anthony Kim.....	T25	73-72-70-70	285	60,200.00	Pariya Junhasavasdikul.....	T67	74-80-72-72	298	30,250.00
Adam Scott.....	T25	69-73-73-70	285	60,200.00	Danny Willett.....	T67	77-69-75-77	298	30,250.00
K.J. Choi.....	T30	72-71-71-72	286	55,500.00	Stuart Appleby.....	T69	72-73-74-80	299	29,000.00
Ben Crane.....	T30	71-71-74-70	286	55,500.00	Simon Khan.....	T69	76-73-76-74	299	29,000.00
Yuta Ikeda.....	T30	67-75-76-68	286	55,500.00	Bill Lunde.....	T69	78-72-79-70	299	29,000.00
Martin Kaymer.....	T30	72-69-74-71	286	55,500.00	Wu Kang-chun.....	T72	75-77-75-74	301	27,750.00
Darren Fichardt.....	T34	73-72-70-72	287	51,000.00	Louis Oosthuizen.....	T72	69-80-80-72	301	27,750.00
Richard S. Johnson.....	T34	70-70-77-70	287	51,000.00	Kiradech Aphibarnrat.....	74	78-75-73-77	303	27,000.00
Robert Karlsson.....	T34	71-73-73-70	287	51,000.00	Chao Li.....	75	79-79-75-71	304	26,500.00
Graeme McDowell.....	T34	74-71-73-69	287	51,000.00	Mardan Mamat.....	76	75-76-75-80	306	26,000.00
Katsumasa Miyamoto.....	T34	69-75-77-66	287	51,000.00	Hao Yuan.....	77	79-75-79-75	308	25,500.00
Gregory Bourdy.....	T39	73-74-73-68	288	47,500.00					

2009 HSBC Champions

Sheshan International Golf Club; Shanghai, China Purse: \$7,000,000 Par/Yards: 36-36-72/7,199 November 5-8, 2009

LEADERS		First Round	Second Round	Third Round
	Nick Watney.....	64 (-8)	Nick Watney..... 134 (-10)	Phil Mickelson..... 202 (-14)
	Martin Kaymer.....	66 (-6)	Tiger Woods..... 134 (-10)	Tiger Woods..... 204 (-12)
	Ryan Moore.....	66 (-6)	Ryan Moore..... 135 (-9)	Nick Watney..... 204 (-12)
	Shane Lowry.....	66 (-6)	Alvaro Quiros..... 135 (-9)	Ryan Moore..... 205 (-11)
	Paul Casey.....	67 (-5)	Phil Mickelson..... 135 (-9)	Lee Westwood..... 206 (-10)
	Tiger Woods.....	67 (-5)	Anthony Kim..... 136 (-8)	Jyoti Randhawa..... 208 (-8)
	Anthony Kim.....	67 (-5)		Anthony Kim..... 208 (-8)
	Lin Wen-tang.....	67 (-5)		
	Phil Mickelson..... 69 (T13)			



CUT: There was no cut. 77 of 78 professionals completed 72 holes.


WEATHER: Thursday: Sunny and warm, with a high of 73 degrees. S winds 6-12 mph. Friday: Mostly sunny and unseasonably warm. High of 81 with SW winds 10-15 mph. Saturday: Hazy sunshine and muggy. High of 79. Winds S 10-15 mph. Sunday: Mostly sunny and warm with a high of 83. Winds SW 6-12 mph.

Winner: Phil Mickelson 69-66-67-69 271 \$1,200,000.00

Phil Mickelson.....	1	69-66-67-69	271	\$1,200,000.00	Jason Dufner.....	T40	69-71-73-74	287	\$45,000.00
Ernie Els.....	2	70-71-68-63	272	675,000.00	WC Liang.....	T40	73-73-73-68	287	45,000.00
Ryan Moore.....	3	66-69-70-68	273	430,000.00	Garth Mulroy.....	T40	69-72-76-70	287	45,000.00
Rory Mcllroy.....	4	73-68-70-63	274	315,000.00	Rod Pampling.....	T40	69-72-75-71	287	45,000.00
Nick Watney.....	5	64-70-70-71	275	250,000.00	Henrik Stenson.....	T40	69-72-74-72	287	45,000.00
Martin Kaymer.....	T6	66-74-69-67	276	190,000.00	Greg Chalmers.....	T45	72-74-73-69	288	40,333.33
Tiger Woods.....	T6	67-67-70-72	276	190,000.00	Gonzalo Fdez-Castano	T45	73-73-72-70	288	40,333.33
Alvaro Quiros.....	T8	69-66-76-66	277	147,500.00	Ricardo Gonzalez.....	T45	74-71-70-73	288	40,333.33
Lee Westwood.....	T8	70-71-65-71	277	147,500.00	Ian Poulter.....	T45	72-69-79-68	288	40,333.33
Retief Goosen.....	T10	71-71-68-68	278	99,571.43	Rory Sabbatini.....	T45	74-68-76-70	288	40,333.33
Anthony Kim.....	T10	67-69-72-70	278	99,571.43	Oliver Wilson.....	T45	71-72-73-72	288	40,333.33
Soren Kjeldsen.....	T10	69-72-71-66	278	99,571.43	Stewart Cink.....	T51	71-74-75-69	289	38,000.00
Daisuke Maruyama.....	T10	72-69-74-63	278	99,571.43	Yuta Ikeda.....	T51	73-73-71-72	289	38,000.00
Francesco Molinari.....	T10	73-67-70-68	278	99,571.43	Prayad Marksaeng.....	T51	81-69-70-69	289	38,000.00
Geoff Ogilvy.....	T10	72-74-65-67	278	99,571.43	Christian Cevaer.....	T54	73-77-71-69	290	36,500.00
Pat Perez.....	T10	68-69-75-66	278	99,571.43	Jerry Kelly.....	T54	71-75-74-70	290	36,500.00
Ryo Ishikawa.....	T17	72-67-70-70	279	78,000.00	Martin Laird.....	T54	72-74-73-71	290	36,500.00
Koumei Oda.....	T17	70-69-72-68	279	78,000.00	Michael Jonzon.....	T57	72-74-73-72	291	35,000.00
Thongchai Jaidee.....	T19	71-69-70-70	280	72,000.00	Thomas Levet.....	T57	77-77-72-65	291	35,000.00
Matt Kuchar.....	T19	68-72-72-68	280	72,000.00	Steve Marino.....	T57	77-70-74-70	291	35,000.00
Alexander Noren.....	T19	70-71-71-68	280	72,000.00	Chih-Bing Lam.....	T60	71-74-75-72	292	33,750.00
Jyoti Randhawa.....	T19	68-70-70-72	280	72,000.00	Richard Sterne.....	T60	74-73-72-73	292	33,750.00
Robert Allenby.....	T23	73-69-70-69	281	66,000.00	Nathan Green.....	T62	79-77-72-65	293	32,750.00
Sergio Garcia.....	T23	75-70-69-67	281	66,000.00	Sean O'Hair.....	T62	74-71-76-72	293	32,750.00
Brian Gay.....	T25	69-69-72-72	282	61,333.33	Jeppe Huldahl.....	T64	76-72-73-73	294	31,750.00
Pdraig Harrington.....	T25	74-69-72-67	282	61,333.33	Mark Murless.....	T64	71-76-79-68	294	31,750.00
Camilo Villegas.....	T25	70-69-73-70	282	61,333.33	Danny Lee.....	T66	74-71-76-74	295	30,750.00
Simon Dyson.....	T28	72-69-72-70	283	58,000.00	Lian-Wei Zhang.....	T66	73-70-80-72	295	30,750.00
Ross Fisher.....	T28	70-70-72-71	283	58,000.00	Thomas Aiken.....	T68	74-78-73-71	296	29,750.00
Shane Lowry.....	T28	66-74-71-72	283	58,000.00	Anthony Kang.....	T68	75-76-76-69	296	29,750.00
Mark Brown.....	T31	71-74-71-68	284	55,500.00	Peter Hedblom.....	T70	77-71-76-74	298	28,500.00
Peter Hanson.....	T31	72-72-75-65	284	55,500.00	Daniel Alfredo Vancsik	T70	74-74-74-76	298	28,500.00
Shingo Katayama.....	T33	75-68-77-65	285	51,000.00	Ashun Wu.....	T70	74-71-83-70	298	28,500.00
James Kingston.....	T33	70-70-75-70	285	51,000.00	Jean Hugo.....	73	78-76-74-71	299	27,500.00
Wen-Tang Lin.....	T33	67-72-70-76	285	51,000.00	Gaganjeet Bhullar.....	T74	74-76-76-74	300	26,500.00
Chapchai Nirat.....	T33	71-74-70-70	285	51,000.00	Nick Dougherty.....	T74	68-80-76-76	300	26,500.00
Jeev M. Singh.....	T33	73-72-70-70	285	51,000.00	C Muniyappa.....	T74	74-69-78-79	300	26,500.00
Scott Strange.....	T33	71-72-74-68	285	51,000.00	Wei-Huang Wu.....	77	74-78-75-74	301	25,500.00
Y.E. Yang.....	T33	72-71-75-67	285	51,000.00					

Additional Information

The par-3 17th hole at Austin Country Club



Walter Hagen Cup

The Walter Hagen Cup

Each year the Walter Hagen Cup is awarded to the champion of the World Golf Championships-Dell Technologies Match Play.

The Walter Hagen Cup was designed and produced by Wedgwood, a sister company of Waterford Crystal. Josiah Wedgwood's 1774 invention of Jasper is exquisitely interpreted in a handcrafted trophy featuring precious metal components and embellishments.

The winner of each of the World Golf Championships is awarded a Wedgwood trophy named after a great international figure in the game. The Gary Player Cup is awarded to the champion of the Bridgestone Invitational. The winner of the Mexico Championship receives the Gene Sarazen Cup.



Walter Hagen

In addition to being one of the game's best players, Walter Hagen was perhaps golf's greatest showman. Hagen was golf's first full-time touring professional. He won 40 times on the PGA TOUR, including 11 times in major championships. It is appropriate that the World Golf Championships-Dell Technologies Match Play trophy bears his name as he was perhaps the greatest match player in history. He won five PGA Championships in match play, including four consecutive from 1924-1927. He once won 22 straight 36-hole matches in the PGA and 32 out of 33 between the first round in 1921 and the fourth round of 1928. In six Ryder Cup matches, his record was 7-1-1. Hagen, an inaugural member of the World Golf Hall of Fame, also won two U.S. Opens and four Open Championships.



2020-21 World Golf Championships Schedule

TBD, 2021

World Golf Championships-HSBC Champions

Sheshan International Golf Club

Shanghai, CHINA

2019 Champion: Rory McIlroy

February 25-28, 2021

World Golf Championships-Workday Championship at The Concession

The Concession Golf Club

Bradenton, Florida

2021 Champion: Collin Morikawa

March 24-28, 2021

World Golf Championships-Dell Technologies Match Play

Austin Country Club

Austin, Texas, USA

2019 Champion: Kevin Kisner

August 5-8, 2021

World Golf Championships-FedEx St. Jude Invitational

TPC Southwind

Memphis, Tennessee, USA

2020 Champion: Justin Thomas

