



# 2022 MEDIA GUIDE

**MAY 9 - 15 • TPC CRAIG RANCH**

# Contents

- 1 Tournament Contacts
- 3 Title Sponsor: AT&T
- 4 2022 Media Information
- 5 2022 Media Quick Facts
- 6 PGA TOUR Media Regulations

## Historical Information

- 9 Salesmanship Club Tournaments
- 10 Champions
- 12 How We Became Who We Are
- 13 A Proud History
- 14 Nonprofit: Momentous Institute
- 16 Salesmanship Club of Dallas

## Leaders

- 18 Honoring Byron Nelson
- 19 Byron Nelson's Career
- 20 Byron Nelson International Junior

## Golf Award

- 21 Weather History
- 22 Television Schedule
- 22 Playoff Information
- 22 Purse History

## Course Information

- 24 TFGC Hole-by-Hole
- 25 Champions' Scorecards (2012-2019)

## Year-By-Year Results

- 26 Year-by-Year Results (1944-2019)
- 77 Wire-To-Wire Winners

## Records & Statistics

- 78 All-Time Dallas Tournament Records
- 78 Tournament Records
- 78 The Byron Nelson Award
- 79 Top Money-Winners
- 79 Best All-Time Scoring Averages
- 79 The Last Time
- 79 Biggest 54 Hole Leads
- 80 Most Tournament Appearances
- 80 Most Top 10 Finishes
- 80 Gold Pro-Am Winners
- 81 Final Field Results

## Player History

- 83 Player Year-by-Year Results
- 147 Amateur Players



# 2022 AT&T Byron Nelson Media Guide

## Tournament Contacts

Tournament Chair  
Tournament Vice Chairs  
    2023 Tournament Chair  
    Advance Sales  
    Player Relations & Pro-Ams  
    Special Events  
    Staffing  
    Operations  
    Tournament Services  
Media Relations  
Marshals  
Security  
Player Registration  
PGA TOUR Liaison for Salesmanship Club of Dallas  
Salesmanship Club of Dallas — President  
Salesmanship Club Charitable Golf of Dallas — Chair  
Momentous Institute — Chair  
Tournament Director  
Salesmanship Club of Dallas — Executive Director  
Salesmanship Club of Dallas — Director of Communications

Clay Duvall  
  
Jeff Eckert  
Darrell Hernandez  
Ben Murphy  
James Esquivel  
Brant Bernet  
Dodge Carter  
Doug Thompson  
Courtney Monroe/Tracy Cobb  
Tom Stewart  
Charlie Tusa  
Marcia Mayes Munce  
Tim Costello  
Robert Smith  
John Jenkins  
Scott Wood  
Jon Drago  
Teri Isaacs  
Courtney Monroe

### CREDITS

All Photographs courtesy of PGA TOUR Images, Mark Humphries, Salesmanship Club of Dallas Photography Committee and the Salesmanship Club of Dallas historical files.





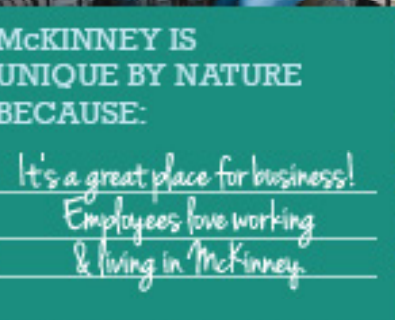
# We are McKinney, Texas. We are unique by nature.

Welcome to McKinney! Our inherent uniqueness embodies the spirit of our community: from our historic downtown to our business-friendly environment. Whether you're coming for a day, a weekend, a lifetime or a tee time, it's all here! Explore McKinney and create your own unique story.




McKINNEY IS  
UNIQUE BY NATURE  
BECAUSE:

*We have the BEST events,  
BEAUTIFUL parks and  
MILES of nature trails.*



McKINNEY IS  
UNIQUE BY NATURE  
BECAUSE:

*It's a great place for business!  
Employees love working  
& living in McKinney.*



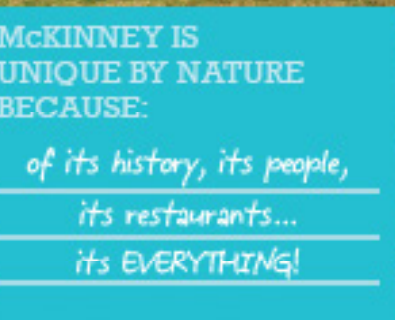
McKINNEY IS  
UNIQUE BY NATURE  
BECAUSE:

*I can get away  
without  
going far away!*



McKINNEY IS  
UNIQUE BY NATURE  
BECAUSE:

*It's the  
friendliest town  
EVER!*



McKINNEY IS  
UNIQUE BY NATURE  
BECAUSE:

*of its history, its people,  
its restaurants...  
its EVERYTHING!*



McKINNEY IS  
UNIQUE BY NATURE  
BECAUSE:

*We're the North Texas  
airport of choice for business  
and personal aviation.*



McKINNEY IS  
UNIQUE BY NATURE  
BECAUSE:

*It's a thoroughly  
modern city wrapped  
in hometown charm.*

McKINNEY IS  
UNIQUE BY NATURE  
BECAUSE:

*It's the NEW HOME  
of the  
AT&T Byron Nelson.*



**MCKINNEY  
TEXAS**  
UNIQUE BY NATURE



@CityofMcKinney

/McKinneyTX

#McKinneyTexas

#MoreThanAGame

McKinneyTexas.org



## WELCOME TO THE 2022 AT&T BYRON NELSON



We're glad you could be here to celebrate the 54th anniversary of the AT&T Byron Nelson, and we're excited to be back at TPC Craig Ranch for the second straight year. This course is designed to be played by the best.

As in years past, the tournament proceeds will go to Momentous Institute, an acclaimed Dallas nonprofit that provides thousands of children and families with mental health and educational resources. By supporting the AT&T Byron Nelson, you're supporting Momentous Institute and helping to make a positive impact in the lives of all its students.

While you enjoy this week's event, we encourage you to root for the players as they approach the 17th hole. For every birdie or better, AT&T is pledging \$2,500 to connect children to the tools they need to succeed and improve their educational experiences.

AT&T is dedicated to bringing affordable and accessible internet to more Americans, and we've committed to invest \$2 billion from 2021 to 2023 to help achieve this goal and provide all the learning, healthcare and employment opportunities that come with having strong, reliable connectivity.

On behalf of everyone at AT&T, thank you for joining us this week. Have a great time.



Sincerely,

*John*

John Stankey  
CEO - AT&T Inc.





# 2022 Media Information

This media guide is designed to assist you in quickly locating tournament-related information, such as facts, statistics and the history of the AT&T Byron Nelson.

For additional information regarding the tournament, please contact:

**Courtney Monroe**  
**Director of Marketing**

AT&T Byron Nelson

Cell: (325)-642-8192

[cmonroe@salesmanshipclub.org](mailto:cmonroe@salesmanshipclub.org)

**Tracy Cobb**  
**Tony Fay Public Relations**

Cell: (214)-558-6313

[tracy@tonyfaypr.com](mailto:tracy@tonyfaypr.com)

## Interviews

The media staff makes every effort to provide opportunities for interviews with PGA TOUR players and tournament officials.

Early in the week, we will post a schedule of interviews at the Media Center entrance.

## Media Center Facilities

The Media Center opens Tuesday, May 10, and is operated by AT&T Byron Nelson staff as well as PGA TOUR media relations staff. The Media Center is located across from the TPC Craig Ranch Clubhouse, near No. 18 green. Hours of operations are:

**Tuesday, May 10**

8 a.m. – 5 p.m.

**Wednesday, May 11 - Sunday, May 15**

7 a.m. – until 2 hours after play ends

## Wireless Internet Access

Complimentary wireless Internet access is provided to all working media. Technicians are on-site to help.

## Telephone Service

For your convenience, courtesy telephones are available in the Media Center. Local and long distance calling are available.

## Photography

Photographer credentials are issued only to personnel on assignment from recognized and accredited publications or news services. Requests for photographer credentials must be made by the appropriate news agency, not by the photographer.

A limited number of photo decals are issued daily by the PGA TOUR media official on-site and permit the wearer access inside the gallery ropes. Photographers who do not have a photo decal must stay outside the ropes. Due to safety and traffic considerations, the PGA TOUR prohibits use of golf carts by photographers.


## Broadcasts — Telecasts

The tournament media staff makes every effort to accommodate broadcast and telecast requests. A limited number of radio booths are available in the Media Center for remote updates.

Onsite parking of mobile vans for live telecasts and broadcasts is limited. Please contact Courtney Monroe at (325)-642-8192 or [cmonroe@salesmanshipclub.org](mailto:cmonroe@salesmanshipclub.org) to request accommodations.



# 2022 AT&T Byron Nelson Quick Facts



## Dates

May 12-15, 2022

## Site

TPC Craig Ranch  
McKinney, Texas

## Defending Champion

K. H. Lee  
65-65-67-66 (-23)

## Format:

72 holes of stroke play; after 36 holes the field is cut to the top 70 plus ties. If more than 78 players make the cut after 36 holes, the field will be cut again after 54 holes to bring the field to less than 78 players.

## Purse:

\$9.1 million total purse  
\$1,422,000 to the champion

## SCHEDULE OF EVENTS

### MONDAY, APRIL 11 (Closed - For Players Only)

Corporate Challenge presented by Sewell  
Automotive Companies

### SUNDAY, MAY 1

Operation Appreciation presented by Moveit Storage

### SATURDAY, May 7

AT&T Byron Nelson 5k presented by Baylor Scott & White  
Emergency Hospitals

### MONDAY, MAY 9

Monday Pro-Am

### TUESDAY, MAY 10 (Closed - For Players Only)

Celebrity-Am presented by Nicholas Air

### WEDNESDAY, MAY 11

Healthcare Highways Pro-Am

### THURSDAY, MAY 12

First Round - AT&T Byron Nelson

### FRIDAY, MAY 13

Second Round - AT&T Byron Nelson

Concert After Play: Spazmatics

### SATURDAY, May 14

Third Round - AT&T Byron Nelson

Concert After Play: Lee Brice presented by SRS Distribution

### SUNDAY, May 15

Final Round - AT&T Byron Nelson

Closing Ceremony

## Sponsor

The Salesmanship Club of Dallas has hosted the tournament since 1968. This year is AT&T's eighth year as the tournament's title sponsor. Since its inception, the tournament has raised over \$172.5 million, more than any other PGA TOUR event.

## Dallas Impact

Funds raised at the AT&T Byron Nelson support Momentous Institute, who, with the support of Salesmanship Club of Dallas, has been changing the odds for children for over 100 years. The organization serves 5,000 children and family members directly each year through mental health and education programs. The organization is expanding its reach by investing in training and research and sharing strategies with thousands of teachers and mental health professionals across the country. Learn more at [momentousinstitute.org](http://momentousinstitute.org).

## Byron Nelson

In 1945, Byron Nelson accomplished an incredible winning streak. He finished that year with 18 victories, including 11 straight, and established a record for the lowest scoring average (68.33), which remained untouched for 55 years.

During his career, Byron Nelson won 52 PGA TOUR-sanctioned tournaments, including the 1939 U.S. Open, the 1937 and 1942 Masters, and the 1940 and 1945 PGA Championships. In 1968, Byron Nelson lent his name to the Byron Nelson Golf Classic, and the result has been a long and successful partnership.



In 2006, Byron was posthumously awarded the Congressional Gold Medal for his humanitarian efforts. He passed away in September 2006.

In 2007, Salesmanship Club announced the creation of a special award to honor Byron's legacy. The Byron Nelson International Junior Golf Awards were awarded for the first time at the 2008 tournament. The awards were created to continue Byron Nelson's legacy of encouraging and mentoring young golfers. Through this awards program, exceptional junior golfers from around the world with strong character, academics and commitment to community are identified and invited to the tournament each year.

## AT&T Byron Nelson Office

106 E. 10th St., Suite 200, Dallas, Texas 75203  
(214) 943-9700

### Jon Drago

Tournament Director  
Phone: (214) 943-9700 x 5728  
Cell: (214) 649-8611  
Email: [jdrago@salesmanshipclub.org](mailto:jdrago@salesmanshipclub.org)

## Media Contacts

Courtney Monroe  
Director of Marketing  
Phone: (214) 944-5721 | Cell: (325) 642-8192  
Email: [cmonroe@salesmanshipclub.org](mailto:cmonroe@salesmanshipclub.org)

### Tracy Cobb

Tony Fay Public Relations  
Cell: (214)-558-6313  
Email: [tracy@tonyfaypr.com](mailto:tracy@tonyfaypr.com)

## Television Coverage

Date	Time	Network
Thursday	3:00-6:00 p.m. CST	GOLF Channel
Friday	3:00-6:00 p.m. CST	GOLF Channel
Saturday	12:00-3:00 p.m. CST	GOLF Channel
	2:00-5:00 p.m. CST	CBS
Sunday	12:00-3:00 p.m. CST	GOLF Channel
	2:00-5:00 p.m. CST	CBS





# PGA TOUR Media Regulations

## SECTION I. GENERAL TERMS

**1. PGA TOUR Holds Exclusive Media Rights.** PGA TOUR holds the exclusive right to provide media outlets and their representatives with access to Tournaments. All media rights in and to Tournaments, including rights to all forms of audio, video and photography, are held exclusively by PGA TOUR. For purposes of these Media Regulations, "Tournaments" means all sanctioned tournaments on the PGA TOUR, PGA TOUR Champions, Web.com Tour, PGA TOUR Latinoamérica, Mackenzie Tour – PGA TOUR Canada and PGA TOUR China (the "Tours"), including the competition, practice rounds (including pro-ams), qualifiers, practice areas, hospitality areas and all surrounding events and areas at the tournament site(s) on all tournament days (typically Monday – Sunday). A "Media Day" preceding the week of a Tournament will also be a considered part of the Tournament for purposes of these Media Regulations, unless otherwise specifically set forth in these Media Regulations.

**2. Overview of Credentials.** PGA TOUR issues credentials under these Media Regulations solely to approved individuals ("Credential Holders") representing an approved media outlet ("Media Outlet"). A credential authorizes a Credential Holder, on a temporary and conditional basis, to access a Tournament on behalf of his/her Media Outlet and collect and distribute certain content for news and editorial purposes in accordance with these Media Regulations. Credentials are issued either for a specific Tournament (e.g., to a local outlet) or on a season-long basis.

**3. Credential Requests.** Credential requests for Tournaments (including Media Days) must be submitted by a Media Outlet for its desired Credential Holders through PGA TOUR's credentialing system. Credential requests from a Media Outlet must include the following information: a. Media Outlet. The name of the Media Outlet. b. Credential Holder(s). The individual name(s) of the Media Outlet's desired Credential Holders. c. Competition Photography. The name of each Credential Holder, if any, that desires to be credentialed as a "Competition Photographer" (for purposes of having the permission set forth in Section II.5.a below).

**4. Credential Approvals.** PGA TOUR reserves sole discretion to approve or deny a credential request in whole or in part. If PGA TOUR approves a credential request, PGA TOUR will record the approval in its credentialing system and issue a credential to the approved Credential Holder, setting forth the name of the Credential Holder, his/her Media Outlet and whether the Credential Holder is a Competition Photographer. To receive an issued credential, each Credential Holder and his/her Media Outlet must accept and agree to the approved terms of the credential and these Media Regulations in PGA TOUR's credentialing system.

**5. Areas of Access.** The specific areas of a Tournament site that each Credential Holder may access are determined on a Tournament-by-Tournament basis. Access to certain areas is limited (e.g., "inside the ropes" and locker room). A Credential Holder may access on-site areas only as permitted by PGA TOUR for the relevant Tournament.

**6. News and Editorial Use Only.** A Media Outlet and its Credential Holders may use information and other content collected at a Tournament pursuant to these Media Regulations solely in the Media Outlet's news and editorial coverage of the relevant Tournament and/or Tour. Such information and other content: (a) may not be used in any commercial manner (without limiting the sale of non-targeted, standard advertisements on an Approved Platform (as defined in Section II.1 below)); (b) may not be used to imply an official, marketing, endorsement or sponsorship relationship with PGA TOUR or any other Tour, Tournament or player; and (c) may not be sold, distributed, syndicated or licensed to third parties (except pursuant to Section IV.2 below).

**7. Revocation of Credentials.** PGA TOUR reserves sole discretion to revoke credentials issued under these Media Regulations, and/or the approved terms of a specific credential, in whole or in part at any time.

MEDIA REGULATIONS Updated 11/17

## SECTION II. CONTENT AND PLATFORMS

**1. Approved Platforms.** Within these Media Regulations, "Approved Platforms" means, with respect to each Media Outlet: (a) the official publications, television channels, websites, software applications ("apps") and social media accounts that are operated by the Media Outlet and branded with the brand of the Media Outlet; and (b) the personal social media accounts of the Media Outlet's Credential Holders (e.g., a reporter's personal Twitter account); provided, however, that such personal accounts may be used solely in the course of a Credential Holder representing his/her Media Outlet under these Media Regulations to complement the Media Outlet's news and editorial coverage of the relevant Tournament and/or Tour. PGA TOUR may revoke the rights set forth in these Media Regulations with respect to one or more Approved Platforms of a Media Outlet in whole or in part at any time in its sole discretion.

**2. Information and Data.** a. Collection of Information. A Credential Holder may collect information at Tournaments and report such information via Approved Platforms as part of his/her Media Outlet's news and editorial coverage of the relevant Tournament and/or Tour, subject to the terms and conditions of these Media Regulations. b. Use of Data. Any and all feeds of scoring data, statistical information and other data provided by PGA TOUR to a Media Outlet and/or its Credential Holders at a Tournament are provided solely to enhance the Media Outlet's news and editorial coverage of the Tournament under these Media Regulations (and subject to Section II.9 below). Such data feeds may not be distributed by a Media Outlet and/or Credential Holder in whole or in part unless a separate data license agreement is entered into with PGA TOUR.

**3. Video.** a. Commentary / Interviews / Press Conferences. A Credential Holder may capture video of (i) commentary by the Credential Holder in the Media Center (e.g., "stand-up" Tournament updates), (ii) one-on-one interviews by the Credential Holder in the Media Center and any "flash" interview areas designated by PGA TOUR staff, and (iii) interviews organized by PGA TOUR Staff in the Media Center interview room and/or in "flash" interview areas (e.g., "press conferences"). A Credential Holder and/or his/her Media Outlet may distribute such video on a live and/or delayed basis via Approved Platforms. A Credential Holder may not capture video of practice or competition rounds, including any activity on the golf course or in the practice areas, unless permitted under the immediately following paragraph. b. Practice Areas / Highlights. A Credential Holder, if and only if representing a Media Outlet that owns and operates a linear, 24x7x365 channel distributed via free-to-air, cable, satellite, IPTV and/or OTT platforms that is an Approved Platform, may capture video of interviews from the practice areas and highlights of practice and competition rounds. Such video: (i) may solely be captured for and used in a regularly scheduled news program on such linear channel and simulcast via the Media Outlet's digital platforms that are Approved Platforms where such linear channel is simulcast on a 24x7x365 basis; (ii) may not be in excess of three (3) minutes in the aggregate per day from each Tour; and (iii) may not be distributed in any geographic market until PGA TOUR's broadcaster(s) of the Tournament in such geographic market has concluded its telecast of that day's live or initial air coverage.

**4. Audio.** A Credential Holder may capture audio of (a) commentary by the Credential Holder in the Media Center (e.g., "stand-up" Tournament updates), (b) one-on-one interviews by the Credential Holder in the Media Center and any "flash" interview areas designated by PGA TOUR staff and (c) interviews organized by PGA TOUR Staff in the Media Center interview room and/or in "flash" interview areas (e.g., "press conferences"). The Credential Holder and/or his/her Media Outlet may distribute such audio on a [live] and/or delayed basis via Approved Platforms. A

Credential Holder may not capture "play-by-play" or similar audio descriptions of practice or competition rounds, including any activity on the golf course or in the practice areas.

**5. Photography.** a. Competition Photographers. If a Credential Holder is credentialed as a Competition Photographer, he/she may capture photographs on all Tournament days throughout the Tournament site, including of competition. b. Non-Competition Photographers. If a Credential Holder is not credentialed as a Competition Photographer: i. Practice Days. On practice days (typically Monday – Wednesday), the Credential Holder may capture photographs throughout the Tournament site, including of practice areas and practice rounds. ii. Competition Days. On competition days (typically Thursday – Sunday), the Credential Holder may capture photographs solely of the practice areas, in the Media Center and designated interview areas and of noncompetition areas of the Tournament site (e.g., hospitality areas). c. Distribution. A Credential Holder and/or his/her Media Outlet may distribute photographs captured at a Tournament solely via Approved Platforms. Such photographs may not be used with real-time or near real-time information or sequenced to create a "shot by shot" or "hole by hole" account of the day's play, nor may photos be sequenced in such a way as to approximate video.

**6. Media Days.** On Media Days, a Credential Holder may capture video and/or audio of commentary by the Credential Holder, press conferences and interviews by the Credential Holder, and special events at Media Days (e.g., clinics, promotions, etc.). A Credential Holder and/or his/her Media Outlet may distribute such video and/or audio on a live and/or delayed basis via Approved Platforms. Each Credential Holder (whether a Competition or Non-Competition Photographer) may capture photographs of all Media Day activities and distribute such photographs through Approved Platforms as set forth in Section II.5.c immediately above.

**7. Timing of Content Distribution.** Audio, video, and photos captured at Tournaments may be used and posted in Approved Platforms until (and not after) forty-eight (48) hours following the conclusion of the applicable Tournament. If audio, video, or photos are used or posted in Approved Platforms prior to such deadline, the Media Outlet and/or Credential Holder will not be required to take down such audio, video, or photos after such deadline unless PGA TOUR requests.

**8. Archiving and Aggregation.** A Media Outlet and/or Credential Holder may not archive, compile or aggregate content collected and captured at a Tournament pursuant to these Media Regulations, including without limitation for purposes of a gallery, program, show, product or service covering the PGA TOUR, any other Tour(s) and/or Tournament(s).

**9. No Real-Time Coverage.** A Media Outlet and/or Credential Holder's coverage of a Tournament from on site on any platform may not purport to be, approximate or serve as a substitute for play-by-play, hole-by-hole or real-time coverage of a Tournament via PGA TOUR's official or licensed platforms, as determined by PGA TOUR.

**10. Promotion of Coverage.** A Media Outlet and/or Credential Holder may not advertise, market, promote or imply the offering of "live" coverage of Tournament action (practice or competition) under these Media Regulations.

**11. No Use for Gambling.** A Media Outlet and/or Credential Holder shall not capture, collect, distribute or provide to any third party any results, data, content or information at or from a Tournament, or use, distribute or provide to any third party any data provided by PGA TOUR under these Media Regulations, for purposes of or in connection with any gambling, gaming, daily fantasy or similar activity.

**12. Ownership.** As a condition to receiving credentials hereunder and being provided with access to a Tournament, each Media Outlet and Credential Holder acknowledges and agrees that PGA TOUR is the sole owner of all rights, including all copyrights, in and to all audio and video captured at a Tournament (of golf action or otherwise). Each Media



# PGA TOUR Media Regulations

Outlet and Credential Holder hereby assigns to PGA TOUR all such rights, provided that each Media Outlet and Credential Holder is hereby authorized to use such audio and video as expressly permitted under these Media Regulations. At PGA TOUR's request, each Media Outlet and Credential Holder will execute any further documentation reasonably requested and provided by PGA TOUR to effect PGA TOUR's ownership of such audio and video. Further, at PGA TOUR's request, each Media Outlet and Credential Holder will provide PGA TOUR with copies of all such audio and video, and all photography it/he/she captured at a Tournament, at PGA TOUR's cost and expense.

**13. Credits.** Uses of video pursuant to these Media Regulations, where reasonably practicable and customary, shall be made with a courtesy credit to PGA TOUR.

**14. Takedowns.** PGA TOUR may issue and/or request takedowns of content captured at a Tournament as applicable in the event of any violation of these Media Regulations. Each Media Outlet and Credential Holder agrees to promptly comply with any such request. 15. Other Content and Platforms. Content and platforms not specifically addressed in these Media Regulations, including virtual and augmented reality, may not be captured at a Tournament or used by a Media Outlet and/or Credential Holder unless set forth in a separate written agreement with PGA TOUR.

## SECTION III. ON-SITE CONDUCT GUIDELINES

**1. General Conduct Guidelines.** For all Credential Holders: a. A Credential Holder must present his/her credentials upon entry to a Tournament, at all relevant access points within a Tournament and at the request of PGA TOUR or Tournament staff.

b. A Credential Holder must follow the directions and instructions of PGA TOUR and Tournament staff while present at a Tournament pursuant to these Media Regulations.

c. All media recording devices and other equipment must be noise free at all times.

d. The use of carts by a Credential Holder is prohibited.

**2. Positioning Guidelines.** For all Credential Holders: a. Only a Credential Holder with an inside the ropes credential is permitted inside the ropes at any time. Further, a Credential Holder must hold an inside the ropes credential for the relevant Tournament day.

b. A Credential Holder with an inside the ropes credential: (i) must remain within an arm's length from the ropes, so as to blend into the gallery and appear to be part of the gallery at all times; and (ii) is not permitted on the teeing ground unless express written permission has been granted by PGA TOUR.

c. A Credential Holder may not position himself/herself in the line of play. If requested to move by a player, caddie or PGA TOUR or Tournament staff, a Credential Holder must do so without delay or discussion. A Credential Holder should position him/herself outside of the reasonable line of sight of PGA TOUR broadcasters.

**3. Interview Guidelines.** For all Credential Holders: a. Use of interviews must be limited to the person being interviewed.

b. A Credential Holder must clearly request, and the player must clearly grant permission, for audio and/or video of an interview to be recorded. The Credential Holder is responsible for providing evidence of such permission at the request of PGA TOUR and/or the interviewee.

c. Players are not to be distracted or interrupted for interviews (or any other purpose) during practice or play on any day of a Tournament.

d. Interviews are permitted in the practice areas only if the interview is conducted by prior arrangement with the player, outside the hitting area and not where it could be distracting to other players.

e. On competition days, interviews may be conducted only after the conclusion of the player's round (i.e., after the player has signed his scorecard), unless a prior arrangement is made a pre-round interview. A Credential Holder is not allowed in the scoring area. PGA TOUR staff will seek to make requested and leading players available each day in a designated interview area (typically, near the scoring area and/or in the Media Center).

**4. Photography Guidelines.** For all Credential Holders (i.e., for Competition and Non-Competition

Photographers): a. Silent photography equipment must be used when taking a picture during a player's swing at any time. b. Players may not be asked to pose during practice sessions (i) before a practice or competition round except by prior arrangement with the player or (ii) during a practice or competition round under any circumstances.

**5. Locker Room Guidelines.** Only Credential Holders specifically credentialed for locker room access are permitted in the locker room. For such permitted Credential Holders: a. Live reporting, video recording and photography are not permitted in the locker room.

b. Audio recording is permitted in the locker room, subject to the following terms and conditions:

i. Audio interviews in the locker room are for a Credential Holder's reference only. The audio may not be distributed to the public or any third party or used for any other purpose.

ii. Audio may be recorded in the locker room solely for one-on-one player interviews (with express permission).

iii. A Credential Holder must make other players in the vicinity aware that an interview is being recorded.

iv. PGA TOUR staff may designate an area within the locker room for the purpose of conducting interviews.

c. During weather delays, a Credential Holder is not permitted in the locker room. If possible, PGA TOUR staff will make players available for interviews during weather delays in designated interview area(s).

## SECTION IV. MISCELLANEOUS TERMS

### 1. Use of PGA TOUR and Tournament Trademarks.

Each Media Outlet is authorized to use the names, logos and other trademarks of PGA TOUR and Tournaments solely in its news and editorial coverage of a Tournament and/or Tour pursuant to these Media Regulations. The use of such trademarks must be in accordance with PGA TOUR's and Tournaments' brand guidelines and instructions from time to time. Such trademarks: (a) may not be used in any commercial manner; and (b) may not be used to imply an official, marketing, endorsement or sponsorship relationship with PGA TOUR or any other Tour or a Tournament.

**2. Commercial Uses.** If a Media Outlet and/or Credential Holder desire to use information or other content collected by them pursuant to these Media Regulations, any archival footage or content of PGA TOUR or any trademark of PGA TOUR or a Tournament for any commercial or promotional purpose, please contact PGA TOUR. Any such usage, if permitted, must be set forth in a separate license agreement. These Media Regulations do not apply to, and credentials will not be issued under these Media Regulations to, equipment manufacturers, sponsors and other commercial entities.

**3. Wire Services.** A Media Outlet recognized by PGA TOUR as an established wire and news distribution service (e.g., AP) may distribute the information and other content collected by its Credential Holders under these Media Regulations to third party media organizations in the ordinary course of its business. Such third party media organizations may use such information and other content solely for their news and editorial coverage on the same terms and conditions applicable to Media Outlets under these Media Regulations. Each wire and news distribution service will be responsible for the compliance of its third party media organizations with the terms and conditions of these Media Regulations. No Media Outlet or Credential Holder may otherwise transfer, sell or license the information or other content collected by it/him/her pursuant to these Media Regulations.

**4. Assumption of Risk and Release of Liability.** As a condition to receiving credentials under these Media Regulations, each Media Outlet and Credential Holder acknowledges and assumes all risks and dangers incidental to the game of golf and attending a Tournament, known and unknown, and hereby releases PGA TOUR, the Tournament, the host organization, the host site, all sponsors, all players, volunteers and their respective affiliates, officers, directors, managers, members, employees and agents from any and all liabilities, damages and losses, including property damage, personal injury and death, resulting from its/his/her attendance

of a Tournament to the fullest extent permitted under applicable law.

**5. Indemnification.** Each Media Outlet and Credential Holder shall indemnify, defend and hold harmless PGA TOUR, Tournaments, host organizations, host sites, sponsors, players and their respective affiliates, officers, directors, managers, members, employees, volunteers and agents from and against any and all liabilities, damages, injuries, claims, suits, judgments, causes of action and expenses (including reasonable attorneys' fees) suffered or incurred by any of them as a result of any breach of these Media Regulations, negligence or willful misconduct by or of, for purposes of the Media Outlet's obligation, the Media Outlet or any of its Credential Holders, or, for purposes of a Credential Holder's obligation, such Credential Holder.

**6. Use of Likeness.** Each Credential Holder grants permission to PGA TOUR and its affiliates, licensees, distributors and media partners to utilize the his/her image and likeness as appearing incidentally in any live or recorded television or other transmission or reproduction in whole or in part of any Tournament.

**7. Interpretation, Modification and Enforcement.** PGA TOUR may interpret, modify, update, replace and enforce these Media Regulations at any time in its sole discretion. These Media Regulations are not intended to and do not serve as a waiver of any intellectual property or other rights of PGA TOUR.

**8. Reservation of Rights.** PGA TOUR reserves all rights not expressly granted to a Media Outlet and/or Credential Holder under these Media Regulations.

**9. No Transferability.** These Media Regulations, and each credential issued hereunder, may not be transferred, conveyed or assigned by a Media Outlet or Credential Holder.

**10. Entire Agreement.** These Media Regulations constitute the entire agreement among PGA TOUR, a Media Outlet and its Credential Holders with respect to the matters covered in these Media Regulations and shall supersede all prior written, oral, or implied understandings among them with respect to such matters. Any other terms or conditions proposed by a Media Outlet or Credential Holder are hereby rejected.

**11. Governing Law; Venue.** These Media Regulations will be construed and enforced according to the laws of the State of Florida, without regard to conflicts of law principles. Each party irrevocably submits to the exclusive jurisdiction of the courts of St. Johns County in the State of Florida and the federal courts of the United States of America located in Jacksonville, Florida for any action or proceeding arising out of or related to these Media Regulations.


**12. Acceptance of Media Regulations.** By using a credential, each Credential Holder and his/her Media Outlet accepts and agrees to the approved terms of the credential and these Media Regulations (in the event the Credential Holder and/or Media Outlet has not already accepted and agreed).

**13. Questions.** Please contact the PGA TOUR Communications Department with any questions regarding these Media Regulations. THE TERMS AND CONDITIONS OF THESE MEDIA REGULATIONS ARE LIMITED TO THOSE CONTAINED ABOVE. ANY ADDITIONAL OR DIFFERENT TERMS OR CONDITIONS IN ANY FORM DELIVERED BY THE BEARER OR AUTHORIZED OUTLET ARE HEREBY DEEMED TO BE MATERIAL ALTERATIONS AND NOTICE OF OBJECTION TO AND REJECTION OF THEM IS HEREBY GIVEN.





# Tournament History



# Salesmanship Club of Dallas Golf Tournaments

Year	Name	Dates	Club Site	Chairman	Champion	Purse
1944	Texas Victory Open	Sept. 7–10	Lakewood CC	Hal A. Gulledge	Byron Nelson	\$10,000
1945	Dallas Open	Sept. 6–9	Dallas CC	Hal A. Gulledge	Sam Snead	\$10,000
1946	Dallas Invitational	Sept. 26–29	Brook Hollow CC	Ben Lee Boynton	Ben Hogan	\$10,000
1956	Dallas Centennial Open	May 24–27	Preston Hollow CC	James J. Ling	Don January	\$30,000
1956	Texas International Open	June 1–4	Preston Hollow CC	James J. Ling	Peter Thompson	\$67,000
1957	Dallas Open	Sept. 13–16	Glen Lakes CC	James J. Ling	Sam Snead	\$40,000
1958	Dallas Open	June 5–8	Oak Cliff CC	Sanders H. Campbell	Sam Snead	\$25,000
1959	Dallas Open	Sept. 11–14	Oak Cliff CC	Hank Peek	Julius Boros	\$25,000
1960	Dallas Open	Sept. 2–5	Oak Cliff CC	William H. Pierce	Johnny Pott	\$25,000
1961	Dallas Open	Sept. 2–5	Oak Cliff CC	Lin H. Gower	Earl Stewart Jr.	\$30,000
1962	Dallas Open	Aug. 31–Sept. 3	Oak Cliff CC	Val M. Lamm	Billy Maxwell	\$35,000
1963	PGA Championship	July 18–21	Dallas Athletic Club	W.L. Todd Jr.	Jack Nicklaus	\$80,900
1964	Dallas Open	Sept. 4–7	Oak Cliff CC	C. B. Edwards	Charles Coody	\$40,000
1966	Greater Dallas Open	April 21–26	Oak Cliff CC	C. B. Edwards	Roberto De Vincenzo	\$85,000
1967	Greater Dallas Open	April 20–24	Oak Cliff CC	Frank Anglim	Bert Yancey	\$100,000
1968	Byron Nelson Golf Classic	April 25–28	Preston Trail GC	Frank Anglim	Miller Barber	\$100,000
1969	Byron Nelson Golf Classic	April 24–27	Preston Trail GC	Don M. Houseman	Bruce Devlin	\$100,000
1970	Byron Nelson Golf Classic	April 27–May 3	Preston Trail GC	Wilson Germany	Jack Nicklaus	\$100,000
1971	Byron Nelson Golf Classic	May 3–9	Preston Trail GC	J. Frank Holt	Jack Nicklaus	\$125,000
1972	Byron Nelson Golf Classic	April 24–30	Preston Trail GC	Orion Newman	Chi Chi Rodriguez	\$125,000
1973	Byron Nelson Golf Classic	April 23–29	Preston Trail GC	George Connell	Lanny Wadkins	\$150,000
1974	Byron Nelson Golf Classic	April 29–May 5	Preston Trail GC	F. B. Goldman	Bud Allin	\$150,000
1975	Byron Nelson Golf Classic	May 5–11	Preston Trail GC	Bert W. Speed	Tom Watson	\$175,000
1976	Byron Nelson Golf Classic	May 3–9	Preston Trail GC	W. W. Fair Jr.	Mark Hayes	\$200,000
1977	Byron Nelson Golf Classic	May 2–8	Preston Trail GC	Ed E. Sammons	Ray Floyd	\$200,000
1978	Byron Nelson Golf Classic	May 1–7	Preston Trail GC	Mike Massad	Tom Watson	\$200,000
1979	Byron Nelson Golf Classic	May 7–13	Preston Trail GC	Syd Peatross	Tom Watson	\$300,000
1980	Byron Nelson Golf Classic	May 5–11	Preston Trail GC	John Joyce	Tom Watson	\$300,000
1981	Byron Nelson Golf Classic	May 4–10	Preston Trail GC	Morris Hite	Bruce Lietzke	\$300,000
1982	Byron Nelson Golf Classic	April 29–May 2	Preston Trail GC	James P. Jordan	Bob Gilder	\$350,000
1983	Byron Nelson Golf Classic	April 28–May 1	Four Seasons	Rodger Meier	Ben Crenshaw	\$400,000
1984	Byron Nelson Golf Classic	May 7–13	Four Seasons	Herb McJunkin Jr.	Craig Stadler	\$500,000
1985	Byron Nelson Golf Classic	May 6–12	Four Seasons	C. Dewitt "Dee" Brown	Bob Eastwood	\$500,000





# Salesmanship Club Golf Tournaments

Year	Name	Dates	Club Site	Chairman	Champion	Purse
1986	Byron Nelson Golf Classic	May 5-11	Four Seasons	Tommy Stewart	Andy Bean	\$600,000
1987	Byron Nelson Golf Classic	May 4-10	Four Seasons	Jack McJunkin	Fred Couples	\$600,000
1988	GTE Byron Nelson Classic	May 9-15	Four Seasons	George Reynolds III	Bruce Lietzke	\$750,000
1989	GTE Byron Nelson Classic	May 1-7	Four Seasons	Ellis Skinner	Jodie Mudd	\$1,000,000
1990	GTE Byron Nelson Classic	May 3-6	Four Seasons	Webb Wallace	Payne Stewart	\$1,000,000
1991	GTE Byron Nelson Classic	May 2-5	Four Seasons	Corky Clark	Nick Price	\$1,100,000
1992	GTE Byron Nelson Classic	May 14-17	Four Seasons	Roy Gene Evans	Billy Ray Brown	\$1,100,000
1993	GTE Byron Nelson Classic	May 13-16	Four Seasons	Todd Meier	Scott Simpson	\$1,200,000
1994	GTE Byron Nelson Classic	May 8-15	Four Seasons	Plack Carr	Neal Lancaster	\$1,200,000
1995	GTE Byron Nelson Classic	May 7-14	Four Seasons	Bob Crotty	Ernie Els	\$1,300,000
1996	GTE Byron Nelson Classic	May 5-12	Four Seasons	Frank Houseman	Phil Mickelson	\$1,500,000
1997	GTE Byron Nelson Classic	May 11-18	Four Seasons	Frank Houseman	Tiger Woods	\$1,800,000
1998	GTE Byron Nelson Classic	May 10-17	Four Seasons	Mac Wesson	John Cook	\$2,500,000
1999	GTE Byron Nelson Classic	May 9-16	Four Seasons	Bruce Sifford	Loren Roberts	\$3,000,000
2000	GTE Byron Nelson Classic	May 7-14	Four Seasons	Patrick McEvoy Jr.	Jesper Parnevik	\$4,000,000
2001	Verizon Byron Nelson Classic	May 6-13	Four Seasons	Paul Pulliam	Robert Damron	\$4,500,000
2002	Verizon Byron Nelson Classic	May 5-12	Four Seasons	Frank Swingle	Shigeki Maruyama	\$4,800,000
2003	EDS Byron Nelson Championship	May 10-18	Four Seasons	Randy Engstrom	Vijay Singh	\$5,600,000
2004	EDS Byron Nelson Championship	May 9-16	Four Seasons	Steve Barley	Sergio Garcia	\$5,800,000
2005	EDS Byron Nelson Championship	May 8-15	Four Seasons	Larry Nixon	Ted Purdy	\$6,200,000
2006	EDS Byron Nelson Championship	May 7-14	Four Seasons	Pat Bolin	Brett Wetterich	\$6,200,000
2007	EDS Byron Nelson Championship	April 22-29	Four Seasons	Brooks Cullum	Scott Verplank	\$6,300,000
2008	EDS Byron Nelson Championship	April 21-27	Four Seasons	John Nolan	Adam Scott	\$6,400,000
2009	HP Byron Nelson Championship	May 18-24	Four Seasons	Charley Spradley	Rory Sabbatini	\$6,500,000
2010	HP Byron Nelson Championship	May 17-23	Four Seasons	George Conant	Jason Day	\$6,500,000
2011	HP Byron Nelson Championship	May 23-29	Four Seasons	John Beckert	Keegan Bradley	\$6,500,000
2012	HP Byron Nelson Championship	May 14-20	Four Seasons	Robert Smith	Jason Dufner	\$6,500,000
2013	HP Byron Nelson Championship	May 13-19	Four Seasons	Mike McKinley	Sang-Moon Bae	\$6,700,000
2014	HP Byron Nelson Championship	May 12-18	Four Seasons	Patton Chapman	Brendon Todd	\$6,900,000
2015	AT&T Byron Nelson	May 25-31	Four Seasons	David Corrigan	Steven Bowditch	\$7,100,000
2016	AT&T Byron Nelson	May 16-22	Four Seasons	Tim Marron	Sergio Garcia	\$7,300,000
2017	AT&T Byron Nelson	May 15-21	Four Seasons	Tim Costello	Billy Horschel	\$7,500,000
2018	AT&T Byron Nelson	May 14-20	Trinity Forest GC	Eddy Moore	Aaron Wise	\$7,700,000
2019	AT&T Byron Nelson	May 6-12	Trinity Forest GC	Bob Carter	Sung Kang	\$7,900,000
2020	AT&T Byron Nelson	Cancelled due to Covid-19		John Jenkins	-----	-----
2021	AT&T Byron Nelson	May 9-15	TPC Craig Ranch	Jeff Walter	K. H. Lee	\$9,100,000

## Champions of the Tournament

Year	Champion	(To Par)	Win Margin	Runner(s)-Up	Playoff Results	Share
1968	Miller Barber	270 (-10)	1	Kermit Zarley		\$20,000
1969	Bruce Devlin	277 (-3)	1	Frank Beard, Bruce Crampton		\$20,000
1970	Jack Nicklaus	274 (-6)	Tie	Arnold Palmer	Nicklaus won on 1st playoff hole	\$20,000
1971	Jack Nicklaus	274 (-6)	2	Jerry McGee, Frank Beard		\$25,000
1972	Chi Chi Rodriguez	273 (-7)	Tie	Billy Casper	Rodriguez won on 1st playoff hole	\$25,000
1973	Lanny Wadkins	277 (-3)	Tie	Dan Sikes	Wadkins won on 1st playoff hole	\$30,000
1974	Bud Allin	269 (-15)	4	4-way tie for 2nd (See year-by-year results)		\$30,045
1975	Tom Watson	269 (-15)	2	Bob E. Smith		\$35,000
1976	Mark Hayes	273 (-11)	2	Don Bies		\$40,000
1977	Ray Floyd	276 (-8)	2	Ben Crenshaw		\$40,000

# Champions of the Tournament

Year	Champion	Score (To Par)	Win Margin	Runner(s)-Up	Playoff Results	Share
1978	Tom Watson	272 (-8)	1	Lee Trevino		\$40,000
1979	Tom Watson	275 (-5)	Tie	Bill Rogers	Watson won on 1st playoff hole	\$54,000
1980	Tom Watson	274 (-6)	1	Bill Rogers		\$54,000
1981	Bruce Lietzke	281 (+1)	Tie	Tom Watson	Lietzke won on 1st playoff hole	\$54,000
1982	Bob Gilder	266 (-14)	5	Curtis Strange		\$63,000
1983	Ben Crenshaw	273 (-11)	1	Hal Sutton, Brad Bryant		\$72,000
1984	Craig Stadler	276 (-8)	1	David Edwards		\$90,000
1985	Bob Eastwood	272 (-12)	Tie	Payne Stewart	Eastwood won on 1st playoff hole	\$90,000
1986	Andy Bean	269 (-11)	1	Mark Wiebe		\$108,000
1987	Fred Couples	266 (-14)	Tie	Mark Calcavecchia	Couples won on 3rd playoff hole	\$108,000
1988	Bruce Lietzke	271 (-9)	Tie	Clarence Rose	Lietzke won on 1st playoff hole	\$135,000
1989	Jodie Mudd	265 (-15)	Tie	Larry Nelson	Mudd won on 1st playoff hole	\$180,000
1990	Payne Stewart*	202 (-8)	2	Lanny Wadkins		\$180,000
1991	Nick Price	270 (-10)	1	Craig Stadler		\$198,000
1992	Billy Ray Brown*	199 (-11)	Tie	Bruce Lietzke, Ray Floyd, Ben Crenshaw	Brown won on 1st playoff hole	\$198,000
1993	Scott Simpson	270 (-10)	1	Corey Pavin, D.A. Weibring, Billy Mayfair		\$216,000
1994	Neal Lancaster**	132 (-9)	Tie	4-way tie for 2nd (See year-by-year results)	Lancaster won on 1st playoff hole	\$216,000
1995	Ernie Els	263 (-17)	3	Robin Freeman, Mike Heinen, D.A. Weibring		\$234,000
1996	Phil Mickelson	265 (-15)	2	Craig Parry		\$270,000
1997	Tiger Woods	263 (-17)	2	Lee Rinker		\$324,000
1998	John Cook	265 (-15)	3	Hal Sutton, Fred Couples, Harrison Frazar		\$450,000
1999	Loren Roberts	262 (-18)	Tie	Steve Pate	Roberts won on 1st playoff hole	\$540,000
2000	Jesper Parnevik	269 (-11)	Tie	Davis Love III, Phil Mickelson	Parnevik won on 3rd playoff hole	\$720,000
2001	Robert Damron	263 (-17)	Tie	Scott Verplank	Damron won on 4th playoff hole	\$810,000
2002	Shigeki Maruyama	266 (-14)	2	Ben Crane		\$864,000
2003	Vijay Singh	265 (-15)	2	Nick Price		\$1,008,000
2004	Sergio Garcia	270 (-10)	Tie	Robert Damron, Dudley Hart	Garcia won on 1st playoff hole	\$1,044,000
2005	Ted Purdy	265 (-15)	1	Sean O'Hair		\$1,116,000
2006	Brett Wetterich	268 (-12)	1	Trevor Immelman		\$1,116,000
2007	Scott Verplank	267 (-13)	1	Luke Donald		\$1,134,000
2008	Adam Scott	273 (-7)	Tie	Ryan M. Moore	Scott won on 3rd playoff hole	\$1,152,000
2009	Rory Sabbatini	261 (-19)	2	Brian Davis		\$1,170,000
2010	Jason Day	270 (-10)	2	Brian Gay		\$1,170,000
2011	Keegan Bradley	277 (-3)	Tie	Ryan Palmer	Bradley won on 1st playoff hole	\$1,170,000
2012	Jason Dufner	269 (-11)	1	Dicky Pride		\$1,170,000
2013	Sang-Moon Bae	267 (-13)	2	Keegan Bradley		\$1,206,000
2014	Brendon Todd	266 (-14)	2	Mike Weir		\$1,242,000
2015	Steven Bowditch	259 (-18)	4	Charley Hoffman, Scott Pinckney, Jimmy Walker		\$1,278,000
2016	Sergio Garcia	265 (-15)	Tie	Brooks Koepka	Garcia won the 1st playoff hole	\$1,314,000
2017	Billy Horschel	268 (-12)	Tie	Jason Day	Horschel won the 1st playoff hole	\$1,350,000
2018	Aaron Wise	261 (-23)	3	Marc Leishman		\$1,386,000
2019	Sung Kang	268 (-12)	Tie	Jason Day	Horschel won the 1st playoff hole	\$1,350,000
2020	Tournament Cancelled due to Covid-19					
2021	K. H. Lee	263 (-25)	3	Sam Burns		\$1,458,000

\*Three-round tournament \*\*Two-round tournament ^ Ranked youngest to oldest





# How We Became Who We Are

THE 2022 AT&T BYRON NELSON IS THE 57TH EVENT IN A SERIES OF DALLAS-BASED PROFESSIONAL GOLF TOURNAMENTS DATING BACK TO 1944. THIS YEAR MARKS THE FIRST TOURNAMENT PLAYED AT TPC CRAIG RANCH IN MCKINNEY AND THE FIRST EVENT HELD OUTSIDE OF DALLAS COUNTY.



The TPC Four Seasons Resort and Club Dallas at Las Colinas served as the host site 1983 - 2017.



Byron Nelson with students from the Salesmanship Club's Momentous School.



In 1968, Byron Nelson agreed to lend his name to the Dallas tournament, becoming the first player to have a PGA TOUR event named in his honor.



Byron and Peggy Nelson with members of the Salesmanship Club of Dallas.

**T**he host of the 2022 AT&T Byron Nelson is Salesmanship Club of Dallas in partnership with Salesmanship Club Charitable Golf of Dallas. The Salesmanship Club of Dallas originated the series in 1944, holding an annual tournament for three years.

After a 10-year lapse in the local series, James J. Ling brought professional golf back to Dallas in 1956. Although Northwood Club held the U.S. Open in 1952, Oak Cliff Country Club assumed sponsorship of the tournament that evolved into what is now the AT&T Byron Nelson.

Oak Cliff Country Club continued to host the tournament, referred to then as the Dallas Open, until 1966, with only two interruptions during its 10-year sponsorship.

There was no Dallas Open held in 1963, the same year the PGA Championship came to North Texas. That year's final major championship was held at the Dallas Athletic Club with the Salesmanship Club as its local sponsor. Additionally, there was no Dallas Open in 1965 in order to move the event from fall to spring on the PGA TOUR schedule.

After the 1966 tournament, Oak Cliff Country Club returned the sponsor's role to the Salesmanship Club, which staged the 1967 event at the Oak Cliff location in accordance with the transfer agreement.

Salesmanship Club began a new era for the tournament in 1968 by renaming it the Byron Nelson Golf Classic, moving it to Preston Trail Golf Club and making the host club a joint sponsor of the event.

For Salesmanship Club, 2017 marked its 55th year as a golf sponsor (1944-1946, 1963, 1967 and each year from 1968 forward). After 15 years at Preston Trail Golf Club, the tournament relocated to the TPC Four Seasons Resort Las Colinas in Irving, Texas. The 2017 tournament marked the 35th year that the Four Seasons Resort and Club Las Colinas hosted it. 2018 marked the tournament's return to Dallas and inaugural year at Trinity Forest Golf Club. In 2021 the tournament officially moved to its new home at TPC Craig Ranch in McKinney and is making its return in 2022.

When GTE became the event's first title sponsor in 1988, the tournament's name changed to the GTE Byron Nelson Classic. In the summer of 2000, GTE merged with Bell Atlantic to form Verizon Communications, requiring the tournament's name to change again.

In 2003, Salesmanship Club secured the future of the tournament by signing a new agreement with Plano-based company EDS. With the change to a new title sponsor in 2003, tournament officials decided to change the tournament name from Classic to Championship. In 2008, HP acquired EDS and assumed title sponsorship, changing the tournament name to the HP Byron Nelson Championship. In November 2012, the tournament announced that starting in 2015, AT&T would take over as the title sponsor.

In 2006, we lost our dear friend and tournament namesake, Byron Nelson. The tournament is proud to carry on his legacy of helping children and families through its support of Momentous Institute.



# A Proud History

## AT&T Byron Nelson *A Rich Heritage*

With a rich golf tradition in Dallas, including a U.S. Open and two PGA Championships, the AT&T Byron Nelson has a long history in professional golf that traces its roots back to 1944. That year, Byron Nelson teed it up at Lakewood Country Club and won the Texas Victory Open by 10 strokes over his friend Harold "Jug" McSpaden. This annual tournament would continue for two more years, first as the Dallas Open and then as the Dallas Invitational.

Nelson's victory at Lakewood Country Club was the beginning of two remarkable years in which he would win 26 tournaments, including his amazing streak of 11 straight victories in 1945.

The AT&T Byron Nelson is now the ninth longest-running active tournament on the PGA TOUR schedule. Aside from the three U.S. majors (the U.S. Open, PGA Championship and the Masters), only eight PGA TOUR events were established prior to 1944. While 10 years elapsed before an annual Dallas-based event began again in 1956, the stage was set for the introduction of the current tournament, which began as the Byron Nelson Golf Classic in 1968.

### Longest Running U.S. PGA TOUR Events\*

#	Event	Year Established
1.	BMW Championship	1899
2.	RBC Canadian Open	1904
3.	Valero Texas Open	1922
4.	Genesis Open	1926
5.	Waste Management Phoenix Open	1932
6.	AT&T Pebble Beach National Pro-Am	1937
T7.	Wyndham Championship	1938
T7.	Zurich Classic of New Orleans	1938
<b>9.</b>	<b>AT&amp;T Byron Nelson</b>	<b>1944</b>
T10.	Charles Schwab Challenge	1946
T10.	Houston Open	1946
T12.	Farmers Insurance Open	1952
T12.	Travelers Championship	1952
14.	Sentry Tournament of Champions	1953
15.	FedEx St. Jude Classic	1958

## AT&T Byron Nelson's Host Organization *Salesmanship Club of Dallas*

Founded in 1920, Salesmanship Club of Dallas is an organization dedicated to improving the lives of children and their families in the greater Dallas area. Salesmanship Club of Dallas, in partnership with Salesmanship Club Charitable Golf of Dallas, runs and operates the AT&T Byron Nelson. Through the tournament, Salesmanship Club raises millions of dollars each year for its nonprofit, Momentous Institute.

Momentous Institute has been building and repairing social emotional health for over 100 years. The organization serves 5,000 children and family members directly each year through mental health and education programs. The organization is expanding its reach by investing in training and research to be shared with thousands of teachers and mental health professionals.

Since its inception, the AT&T Byron Nelson, with the help of its sponsors and patrons, has raised over \$172.5 million for Momentous Institute placing it at the top of the list of all-time tournament contributors on the PGA TOUR.

### Estimated Donations

The AT&T Byron Nelson's charitable donations:

Year	\$ to Charity	Year	\$ to Charity	Year	\$ to Charity
1973	* \$195,000	1991	2,639,200	2008	\$6,114,267
1974	* 210,000	1992	3,051,000	2009	\$4,433,406
1975	* 243,000	1993	3,627,000	2010	\$4,767,185
1976	* 281,000	1994	3,200,000	2011	\$5,158,985
1977	* 353,000	1995	3,353,000	2012	\$5,367,199
1978	512,000	1996	3,825,000	2013	\$5,550,947
1979	474,000	1997	4,348,000	2014	\$5,608,413
1980	665,000	1998	4,347,478	2015	\$5,678,378
1981	648,000	1999	5,920,548	2016	\$5,772,540
1982	852,000	2000	6,104,924	2017	\$6,808,602
1983	1,200,000	2001	6,117,498	2018	\$4,818,853
1984	1,341,000	2002	5,771,175	2019	\$3,007,168
1985	1,543,000	2003	\$5,794,428	2020	\$3,708,045
1986	1,522,000	2004	\$6,096,611	2021	\$
1987	1,610,000	2005	\$6,059,536		
1988	2,044,000	2006	\$6,405,500		
1989	1,739,800	2007	\$6,443,535		
1990	2,391,612				

**Total \$167,722,833**

\*Indicates estimated total





### OUR VISION

Social emotional health for all children so they can achieve their full potential.

### SOCIAL EMOTIONAL HEALTH

Social emotional health is the ability to understand and manage one's emotions, reactions and relationships.

Social emotional health is a strong predictor of long-term success and strong academics.

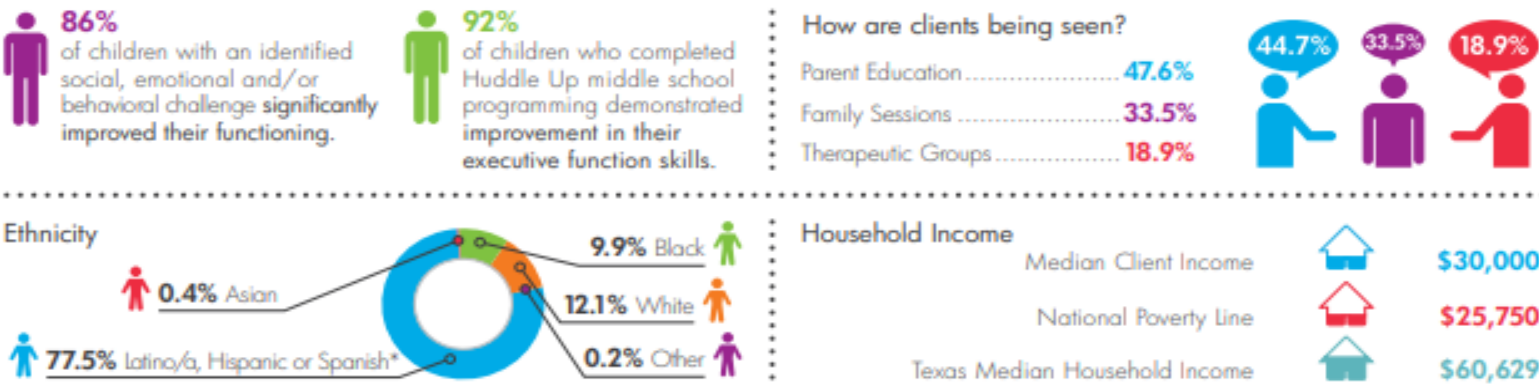
### ABOUT US

Momentous Institute, founded by the Salesmanship Club of Dallas, is the only Dallas nonprofit offering mental health services and operating an elementary school. Our innovative programming is focused on one thing: changing the odds for all children.



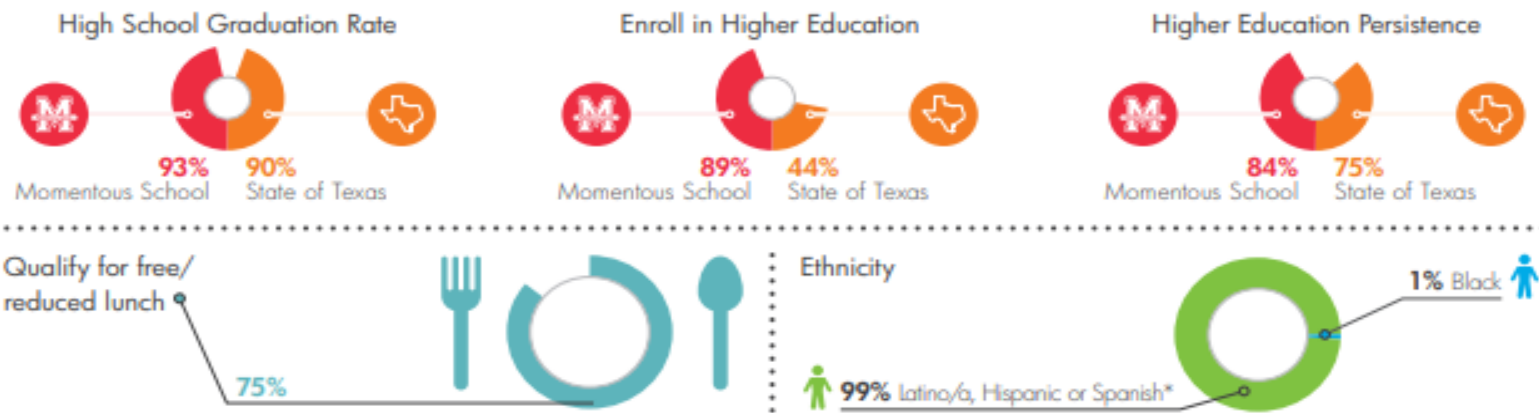
## THERAPEUTIC SERVICES

Therapeutic services staff utilize a **strengths-based approach** when working with children and families to navigate the impact of trauma, conflict and challenges.



## MOMENTOUS SCHOOL

Momentous School prioritizes each student's social emotional health alongside a rich curriculum. Only when a child feels **safe and regulated**, can learning begin.



## EXPANDING OUR REACH

Through training, Momentous Institute staff work to inspire educators and decision makers by providing a slate of year-round **professional development** workshops, including social emotional health training, trauma-informed strategies and an online training.





# Salesmanship Club of Dallas Leaders



## **Robert Smith**

President, Salesmanship Club of Dallas

Robert Smith has served two terms as Board Chairman for Salesmanship Club Charitable Golf of Dallas, Inc. 2013 and 2014. Robert also served as Tournament Chairman in 2012 and Momentous Institute Chairman in 2021.

Robert joined the Club in 1997. He has served on many committees in the Club, including the Salesmanship Club Board of Directors.

Robert serves as an attorney at Smith- Smith LLC.



## **Scott Wood**

Chair, Momentous Institute

Scott Wood has served as Momentous Institute Board Chariman.

Scott joined the Club in 2009. He has served on many committees in the Club, including Momentous Institute Board and Finance Board.

.

Scott serves as the CEO and Founder of True North Advisors..



## **John Jenkins**

Chair, Salesmanship Club Charitable Golf of Dallas

John Jenkins is employed by 42 Real Estate LLC. He has over thirty years of commercial real estate experience at Macfarlan Capital Partners, Macfarlan Real Estate Services, and Trammell Crow Ventures.

John Jenkins, a member of the Salesmanship Club of Dallas since 1997, has been Chairman or Vice-Chairman of several tournament committees. Throughout his time with the Club, John has served on marshaling and Gold Pro-Am committes during 16 different AT&T Byron Nelson tournaments.

John received his Bachelors of Business Administration at the University of Texas in Austin.



## **Clay Duvall**

### 2022 Chair, AT&T Byron Nelson

Clay is employed by Lincoln Property Company, an international real estate firm.

Clay Duvall has been a member of the Salesmanship Club of Dallas since 2010. Throughout his time with the Club, Clay has served as Vice Chairman of Sales and as Program Chairman for the Salesmanship Club of Dallas. Clay Duvall served on multiple committees including the Byron Nelson International Golf Awards and the Momentous Institute Facilities Committee.



## **Jeff Eckert**

### 2023 Chair, AT&T Byron Nelson

Jeff is employed by Jones Lang LaSalle, a global commercial real estate services company.

Jeff Eckert has been a member of the Salesmanship Club of Dallas since 2012. Throughout his time with the Club, Jeff has served on the Momentous Institute Board, and President of the Sales Committee.



# Honoring Byron Nelson

## BYRON NELSON ETCHED OUT A CAREER IN PROFESSIONAL GOLF

unlike any gentleman who played the game before, or any who has played since. While his awe-inspiring accomplishments in the game of golf are widely revered, it was Mr. Nelson's personal qualities such as kindness and dedication that won the respect and admiration of his peers, present-day players and fans of all ages.

The AT&T Byron Nelson was the first PGA TOUR event named in honor of a professional golfer. The decision in 1968 by Salesmanship Club of Dallas officials to name the tournament for Byron Nelson resulted in a happy union for both parties. Mr. Nelson's annual participation in the event was a large reason that the tournament's charitable donations to Momentous Institute have exceeded over \$155 million since its inception.

Byron Nelson's ties to the North Texas area date back to his birth on February 4, 1912, on a cotton farm in Ellis County, near Waxahachie, Texas. Growing up in Fort Worth, Mr. Nelson played golf in the Dallas and Fort Worth areas. He lived at Fairway Ranch in Roanoke, Texas, his home since 1946, with his wife, Peggy.

After retiring from professional golf, Mr. Nelson strived to touch lives in many different ways. He shared his profound knowledge of the game as both a teacher and analyst with his pupils, including six-time PGA TOUR Player of the Year Tom Watson, and 1964 PGA TOUR Player of the Year and 2000 United States President's Cup team captain, Ken Venturi. In 1983, the City of Dallas honored Mr. Nelson for his work on behalf of the tournament and its charity.

The Dallas All-Sports Association (DASA) awarded him the first-ever Lamar Hunt Award in 2000, a national honor that is awarded based on longevity and achievement in sports, combined with integrity, character and service to the community. The DASA also saluted Mr. Nelson with its Distinguished Service Award in 1985.



*Byron Nelson playing at the Chicago Victory Open, 1945*

In 1996, Mr. Nelson helped introduce the Byron Nelson Golf School at the Four Seasons Resort and Club Las Colinas by hitting the first ball off the lesson tee. In 1992, he was honored on his 80th birthday by the Four Seasons with the dedication of a 9'6" bronze likeness. The sculpture is now the focal point of Byron's Circle, an area adjacent to the No. 1 tee of TPC Four Seasons and the golf shop.

In addition to winning tournaments and setting records, Mr. Nelson is also remembered for the honor and sportsmanship that he brought to the game. In 1974, he received the Richardson Award, given annually by the Golf Writers Association of America to an individual who has consistently made outstanding contributions to golf. That same year, he received the Bob Jones Award, presented annually for distinguished sportsmanship in golf.

The Memorial Tournament in Muirfield Village, Ohio, honored Mr. Nelson in 1980. Each year, the theme of the Memorial Tournament is centered around a professional golfer who has played the game with conspicuous honor. Mr. Nelson followed Robert T. Jones, Walter Hagen, Francis Ouimet and Gene Sarazen as honorees.

Byron Nelson won 52 PGA TOUR-sanctioned tournaments during his relatively brief professional career, including a record 11 straight victories from March 8 through August 5, 1945. His 52 wins place him sixth on the all-time winners list.

Mr. Nelson died in September, 2006. The day after he died, President George W. Bush signed the bill that awarded Nelson the Congressional Gold Medal, the nation's highest and most distinguished civilian award, for his humanitarian efforts.

# Byron Nelson's Career

## Career Accomplishments

- Won 5 major championships (the 1937 and 1942 Masters; the 1939 U.S. Open; and the 1940 and 1945 PGA Championships)
- Shot 19 consecutive competitive rounds under 70 in 1945
- Recorded the lowest season scoring average in golf history in 1945 (68.33), a record that stood for 55 years
- Selected to play on 4 U.S. Ryder Cup teams (1937, 1939, 1941, 1947)
- Named U.S. Ryder Cup team captain in 1965
- Elected to the PGA Hall of Fame in 1953
- Elected to the Texas Sports Hall of Fame in 1955
- Elected to World Golf Hall of Fame in 1974
- One of only 7 athletes to be named Athlete of the Year by the Associated Press more than once (1944, 1945). Among golfers, only Nelson and Tiger Woods have won the award more than once.
- Leading money winner in 1944 and 1945
- First professional golfer to play 100 rounds in The Masters
- Vardon Trophy winner in 1939 (would have won again in 1944 and 1945, but no trophy was awarded during war years of 1942-46). The Vardon Trophy is awarded by the PGA of America for the lowest scoring average.
- Holds the record for most consecutive top-10 finishes with 65. The record started with the 1942 North-South tournament and ended with the 1946 Pensacola Open when Byron was distracted by the closing of the purchase of his ranch by phone.



Byron and Peggy Nelson at the 2006 tournament.

## Nelson's Tournament Victories

DATE	TOURNAMENT	SCORE	WINNINGS
1935	New Jersey State Open*	288	\$400
1936	Metropolitan Open	283	\$750
1937	The Masters	283	\$1,500
1937	Central Pennsylvania Open*	140	\$150
1937	Belmont Match Play	—	\$3,000
1938	Hollywood Open	275	\$700
1938	Thomasville Open	280	\$700
1939	Phoenix Open	198	\$700
1939	North and South Open	280	\$1,000
1939	Western Open	281	\$750
1939	U.S. Open	284	\$1,000
1939	Massachusetts Open*	283	\$400
1940	Texas Open	271	\$1,500
1940	Miami Open	271	\$2,537.50
1940	Ohio Open*	284	\$250
1940	PGA Championship	6-0	\$1,100
1941	Ohio Open	271	\$125
1941	Miami Open	269	\$2,538
1941	Greensboro Open	276	\$1,200
1941	Seminole Pro-Am*	134	\$803.29
1942	Ohio Open*	273	NA
1942	Oakland Open	274	\$200
1942	The Masters	280	\$1,500
1942	Tam O'Shanter	280	\$2,500
1942	Toledo Open*	137	NA
1943	Kentucky Open	273	\$1,000 WB
1944	San Francisco Victory	275	\$2,400 WB
1944	Knoxville Invitational	270	\$1,000
1944	N.Y. Open*	NA	\$500
1944	N.Y. Red Cross Tournament	275	\$2,667 WB
1944	Minneapolis Four-Ball	+13	\$800 WB/\$250
1944	Tam O'Shanter	280	\$10,100
1944	Beverly Hills Open	277	\$1,500
1944	Texas Open	276	\$2,000
1944	San Francisco Open	281	\$2,667 WB
1945	Phoenix Open	274	\$1,333 WB
1945	Corpus Christi Open	264	\$1,000
1945	New Orleans Open	284	\$1,333 WB
1945	Miami International Four-Ball	21-up	\$1,500 WB
1945	Charlotte Open	272	\$2,000 WB
1945	Greensboro Open	271	\$1,333 WB
1945	Durham Open	276	\$1,333 WB
1945	Atlanta Open	263	\$2,000 WB
1945	Montreal Open	268	\$2,000
1945	Philadelphia Inquirer Invitational	269	\$3,333 WB
1945	Chicago Victory Open	275	\$2,000 WB
1945	PGA Championship	-37 (204 holes)	\$5,000 WB
1945	Tam O'Shanter	269	\$1,360 WB
1945	Canadian Open	280	\$2,000
1945	Knoxville Invitational	276	\$2,666 WB
1945	Spokane Open	266	\$2,000 WB
1945	Seattle Open	259	\$2,000 WB
1945	Fort Worth Open	273	\$2,000 WB
1946	Los Angeles Open	284	\$2,667 WB
1946	San Francisco Open	283	\$3,000 WB
1946	New Orleans Open	277	\$1,500
1946	Houston Open	274	\$2,000
1946	Columbus Invitational	276	\$2,500
1946	Chicago Victory Open	279	\$2,000
1948	Texas PGA Championship (Retired)*	278	NA
1951	Bing Crosby Invitational (Retired)	209	\$2,000
1955	French Open (Retired)*	271	\$1,000

WB = War Bonds; NA = Not Available

\* = Not a PGA TOUR sanctioned event



# Byron Nelson International Junior Golf Awards

The Byron Nelson International Junior Golf Award recognizes the achievement of junior golfers around the world. Young athletes who distinguish themselves with a high level of junior tournament play as well as excellence in academics, a commitment to community service and exceptional character are selected.

The awards ceremony is held during the AT&T Byron Nelson tournament week. The award recipients attend the tournament and get to experience a PGA TOUR event, meet PGA TOUR professionals and get an in-depth, behind the scenes glimpse of what it takes to operate a professional golf event and the rewards such an event brings to the local community.

Past recipients have gone on to win Masters, U.S. Opens, British Opens, PGA Championships, PGA TOUR events, European Tour events, NCAA National Championships, USGA

Junior Amateur Championships as well as participated in Ryder Cups, President's Cups, Walker Cups, and Junior Ryder Cups.



2020 Recipients honored in virtual ceremony due to COVID- 19

## Award Recipients (2008-2022)

### 2008

Dylan Frittelli, South Africa  
Luciano Garcia, Mexico  
Cody Gribble, USA  
Cory Whitsett, USA

### 2009

Evan Beck, USA  
Emiliano Grillo, Argentina  
Brinson Paolini, USA  
Cameron Peck, USA

### 2010

Yaroslav Merkulov, USA  
Jordan Spieth, USA  
Bobby Wyatt, USA

### 2011

Michael Johnson, USA  
Denny McCarthy, USA  
Justin Thomas, USA

### 2012

Wyndham Clark, USA  
Ricky Kato, Australia  
Matt NeSmith, USA  
Cody Proveaux, USA

### 2013

Viraat Badhwar, Australia  
Tianlang Guan, China  
Jim Liu, USA  
Stratton Nolen, USA  
Robby Shelton, USA

### 2014

George Cunningham, USA  
Doug Ghim, USA  
Matthew Perrine, USA

### 2015

Sam Burns, USA  
Austin Connelly, USA  
Brad Dalke, USA  
Davis Riley, USA

### 2016

Philip Barbaree, USA  
Cooper Dossey, USA  
Ryan Grider, USA  
Davis Shore, USA

### 2017

Wilson Furr, USA  
Noah Goodwin, USA  
Cole Hammer, USA  
Eugene Hong, USA

### 2018

Garrett Barber, USA  
Sean Maruyama, USA  
Trent Phillips, USA

### 2019

Akshay Bhatia, USA  
Ricky Castillo, USA  
Gerry Jones Jr., USA  
William Moll, USA  
Travis Vick, USA

### 2020

Trey Bosco USA  
Michael Brennan, USA  
Michael Heidelbaugh, USA  
Joe Pagdin, USA  
Karl Vilips, USA

### 2021

Kelly Chinn, USA  
David Ford, USA  
Gordon Sargent, USA  
Jackson Van Paris, USA  
Rose Zhang, USA

### 2022

Luke Clanton, USA  
Megha Ganne, USA  
Ben James, USA  
Bryan Lee, USA

# Weather History

Any PGA TOUR event played in the spring will endure its share of inclement weather, but throughout the years, the AT&T Byron Nelson has encountered good luck with the elements. Since 1968, the tournament has completed 72 holes in 42 of the 46 events, losing only four complete rounds of golf in that span (two rounds lost in 1994, one each in 1990 and 1992). As unpredictable as the weather may be, the AT&T Byron Nelson always seems to find a way to finish. Brief yearly summaries of the weather during the tournament follow.

<b>1968</b>	Played under ideal conditions.	<b>1998</b>	Thursday – Partly cloudy and breezy; Friday – Partly cloudy and breezy; Saturday – Partly cloudy, breezy; Sunday – Sunny with winds picking up again.
<b>1969</b>	Tornado and rainstorm hit early Sunday and delayed start.	<b>1999</b>	Thursday – No wind and temperatures in the low-80's; Friday – Partly cloudy with wind; Saturday – Partly cloudy, breezy; Sunday – Sunny with winds picking up again.
<b>1970</b>	Rain during first two rounds forced a postponement with a double round being played on Sunday.	<b>2000</b>	Thursday – Partly cloudy, warm and windy; Friday – Less wind, partly cloudy and warm; Saturday, Sunday – Sunny and warm.
<b>1971</b>	Thursday – Rain and winds late in the day; Sunday – Thunderstorms, two delays.	<b>2001</b>	Thursday – Sunny, warm and windy; Friday – Sunny and warm; Saturday, Sunday – Sunny and warm.
<b>1972</b>	Thursday – Rained out; Monday – Rain in the morning.	<b>2002</b>	Thursday – Mostly cloudy and windy; Friday – One-hour delay due to rain in the morning, warm and partly cloudy in the afternoon; Saturday – Partly cloudy and windy; Sunday – Warm, cloudy, humid and windy.
<b>1973</b>	Thursday – Heavy rain showers in late afternoon.	<b>2003</b>	Thursday – Variably cloudy and humid; Friday – 20 min. delay due to severe thunderstorms in the morning, partly cloudy, humid and windy; Saturday – Mostly cloudy and comfortable; Sunday – Partly cloudy, humid and windy.
<b>1974</b>	Thursday – Delayed start because of fog; Sunday – Play cancelled due to heavy rain; Play finished on Monday – Hot, clear and sunny.	<b>2004</b>	Thursday – Mostly cloudy with scattered showers; Friday – Mostly cloudy, breezy and cool; Saturday – Morning cloudiness, partly cloudy and pleasant afternoon; Sunday – Partly cloudy and warm.
<b>1975</b>	Sunday – Play postponed by rain and thunderstorms; Final round played on Monday – Beautiful sunny day.	<b>2005</b>	Thursday – Partly sunny and windy; Friday – Partly cloudy all day; Saturday – Partly cloudy for most of day, mostly sunny by late afternoon; Sunday – Mostly sunny.
<b>1976</b>	Wednesday – Pro-Am cancelled by heavy rains; Thursday, Friday – Overcast, windy and cold.	<b>2006</b>	Thursday – Mostly sunny and breezy; Friday – Mostly sunny and warm; Saturday – Mostly sunny and warm; Sunday – Partly cloudy.
<b>1977</b>	Thursday, Friday – Windy; Saturday – Warm and pleasant; Sunday – Partly sunny and warm.	<b>2007</b>	Thursday – Cool and breezy; Friday – Mostly sunny and warm; Saturday – Mostly sunny and warm; Sunday – Mostly sunny and warm.
<b>1978</b>	Thursday, Friday – Very cold with warming trend in afternoon; Saturday – Misty; Sunday – Warm and humid.	<b>2008</b>	Thursday – Partly cloudy and breezy; Friday – Mostly cloudy and windy; Saturday – Partly cloudy and cooler; Sunday – Cloudy and clearing in afternoon.
<b>1979</b>	Thursday – Cloudy early, rain in the afternoon; Friday – Rain and lightning; Saturday, Sunday – Warm and sunny.	<b>2009</b>	Thursday – Sunny, warm and breezy; Friday – Partly cloudy and muggy; Saturday – Partly cloudy and cooler; Sunday – Increasing clouds in the afternoon, breezy.
<b>1980</b>	Thursday – Play suspended due to lightning; final three days hot, humid and windy.	<b>2010</b>	Thursday – Play suspended in the morning due to tornado watch. Partly cloudy; Friday – Partly cloudy and hot; Saturday – Mostly cloudy, breezy and hot; Sunday – Mostly cloudy and windy.
<b>1981</b>	Thursday, Friday – Partly cloudy; Saturday – Two thunderstorm delays; Sunday – Sunny and cool.	<b>2011</b>	Thursday – Sunny and warm; Friday – Partly cloudy, hot and more humid; Saturday – Partly cloudy, breezy, hot and humid; Sunday – Mostly cloudy, breezy, hot and humid.
<b>1982</b>	Wednesday – Pro-Am reduced to 9 holes because of rain; Thursday, Friday – Cloudy; Saturday, Sunday – Misty and cool.	<b>2012</b>	Thursday – Sunny and warm; Friday – Sunny and windy; Saturday – Partly cloudy, windy and warm Sunday – Partly cloudy and warm.
<b>1983</b>	Brief showers late Friday afternoon and Sunday afternoon.	<b>2013</b>	Thursday – Mostly cloudy, warm and breezy; Friday – Mostly cloudy, warm and breezy; Saturday – Sunny, hot and windy; Sunday – Partly sunny, hot and windy.
<b>1984</b>	Mostly clear skies, very windy.	<b>2014</b>	Thursday – Warm and breezy; Friday – Sunny, hot and windy; Saturday – Sunny, hot and breezy; Sunday – Sunny, hot and windy-high gusts.
<b>1985</b>	Thursday, Friday – Mostly sunny; Saturday – Brief suspension due to lightning; Sunday – Mostly sunny.	<b>2015</b>	Major flooding and severe storms in the Dallas metroplex. 14th hole was shortened to par 3 for final three rounds due to flooding. Thursday – Overcast and rainy; Friday – Mostly cloudy; Saturday – Mostly cloudy; Sunday – Overcast
<b>1986</b>	Thursday – Heavy rain forced suspension of play; Play was completed on Friday; Saturday – Play delayed but completed; Sunday – Clear and sunny.	<b>2016</b>	Thursday – Mostly cloudy, warm and breezy; Friday – Mostly cloudy; Saturday – Light rain, cloudy; Sunday – Overcast
<b>1987</b>	Electrical storm forced suspension of play during the second round, which was completed on Saturday morning; Saturday, Sunday – Mostly sunny.	<b>2017</b>	Thursday – Warm and sunny; Friday and Saturday – Mostly cloudy with very warm temperatures in the upper 90's; Sunday – Thunderstorms and cloudy.
<b>1988</b>	Clear skies; temperatures warm.	<b>2018</b>	Thursday – Mostly cloudy & windy; Friday – Mostly cloudy with highs in the low 60's; Saturday – Rainy & cloudy. Play suspended until 3:04 p.m. due to thunderstorms; Sunday – Mostly sunny with a high in the upper 70's
<b>1989</b>	Rain and lightning affected the first, second and fourth rounds; Pro-Am cancelled due to severe thunderstorms.	<b>2019</b>	No tournament due to Covid-19.
<b>1990</b>	Heavy rain Tuesday and Wednesday caused the Tuesday and Wednesday Pro-Ams to be cancelled; tournament was reduced to 54 holes.	<b>2020</b>	Thursday – Friday – Saturday – Sunday – Heavy rainshowers w/ lighting. Play suspended until 4:15 p.m.
<b>1991</b>	Thursday – Play suspended twice and completed on Friday; Friday, Saturday – Cloudy; Sunday – Partly cloudy.	<b>2021</b>	
<b>1992</b>	Suspensions due to thunderstorms on Thursday, Saturday and Sunday resulted in a 54-hole tournament.		
<b>1993</b>	Perfect weather.		
<b>1994</b>	Thursday and Friday rounds were cancelled due to soggy course conditions; Nearby Cottonwood Valley Course was played Saturday for the field to finish 36 holes, making the tournament an official event.		
<b>1995</b>	Saturday, Sunday – Very hot and humid.		
<b>1996</b>	Hot and humid with wind gusting to 25 miles per hour Wednesday through Friday; Cloudy and cooler Saturday and Sunday.		
<b>1997</b>	Thursday play was suspended in the morning and resumed in early afternoon; Friday – Partly cloudy; Saturday, Sunday – Sunny and hot.		



# Television, Playoff and Purse History

## 2021 PURSE BREAKDOWN

**Total Purse**  
**Champion**  
**Runner-up**

**8,100,000**  
**1,458,000**  
**853,200**



3	537,200	26	63,200	49	20,540
4	379,200	27	60,830	50	19,908
5	316,000	28	58,460	51	19,434
6	284,400	29	56,090	52	18,960
7	264,650	30	53,720	53	18,644
8	244,900	31	51,350	54	18,328
9	229,100	32	48,980	55	18,170
10	213,300	33	46,610	56	18,012
11	197,500	34	44,635	57	17,854
12	181,700	35	42,660	58	17,696
13	165,900	36	40,685	59	17,538
14	150,100	37	38,710	60	17,380
15	142,200	38	37,130	61	17,222
16	134,300	39	35,550	62	17,064
17	126,400	40	33,970	63	16,906
18	118,500	41	32,390	64	16,748
19	110,600	42	30,810	65	16,590
20	102,700	43	29,230	66	16,432
21	94,800	44	27,650	67	16,274
22	88,480	45	26,070	68	16,116
23	82,160	46	24,490	69	15,958
24	75,840	47	22,910	70	15,800
25	69,520	48	21,646		

## Tournament Purse History

1968	\$100,000	1986	600,000	2004	5,800,000
1969	100,000	1987	600,000	2005	6,200,000
1970	100,000	1988	750,000	2006	6,200,000
1971	125,000	1989	1,000,000	2007	6,300,000
1972	125,000	1990	1,000,000	2008	6,400,000
1973	150,000	1991	1,100,000	2009	6,500,000
1974	150,000	1992	1,100,000	2010	6,500,000
1975	175,000	1993	1,200,000	2011	6,500,000
1976	200,000	1994	1,200,000	2012	6,500,000
1977	200,000	1995	1,300,000	2013	6,700,000
1978	200,000	1996	1,500,000	2014	6,900,000
1979	300,000	1997	1,800,000	2015	7,100,000
1980	300,000	1998	2,500,000	2016	7,300,000
1981	300,000	1999	3,000,000	2017	7,500,000
1982	350,000	2000	4,000,000	2018	7,700,000
1983	400,000	2001	4,500,000	2019	7,900,000
1984	500,000	2002	4,800,000	2020	-----
1985	500,000	2003	5,600,000	2021	8,100,000

## Television Coverage History

1968-79	ABC
1980	NBC
1981-83	No Network Television
1984-87	CBS
1988-98	ABC
1996-98	USA Network
1999-2002	CBS, FOX Sports Net / GOLF Channel
2003-06	CBS / USA Network
2007-21	CBS / Golf Channel

## 2021 Television Schedule

### GOLF Channel

Thursday, May 13	2:30 - 5:30 p.m.
Friday, May 14	2:30 - 5:30 p.m.
Saturday, May 15	12 - 1:45 p.m.
Sunday, May 16	12 - 1:45 p.m.

### CBS

Saturday, May 15	2:00 - 5:00 p.m.
Sunday, May 16	2:00 - 5:00 p.m.

## AT&T Byron Nelson Playoffs

You can always count on an exciting finish at the AT&T Byron Nelson. Since it began in 1968, no other tournament has had more champions decided by playoffs. Not only has the tournament supplied playoff drama with 18 sudden deaths in its history, another 13 Champions were decided by one stroke.

## Most Playoffs Since 1968

AT&T Byron Nelson	19
The Houston Open*	19
CareerBuilder Challenge**	17
Travelers Championship***	17
The Northern Trust****	16

\*Formerly the Shell Houston Open

\*\*Formerly the Bob Hope Chrysler Classic and Humana Challenge

\*\*\* Formerly the Buick Championship and Greater Hartford Open

\*\*\*\*Formerly the Barclays

## PGA TOUR Tournaments with the Highest Percentage of Playoffs Since 1968

AT&T Byron Nelson	38% (19/50)
The Houston Open*	38% (19/50)
Desert Classic presented by Workday**	33% (17/51)
Travelers Championship***	34% (17/50)
The Northern Trust****	32% (16/50)

\*Formerly the Shell Houston Open

\*\*Formerly the CareerBuilder Challenge in partnership with the Clinton Foundation, Bob Hope Chrysler Classic, and Humana Challenge

\*\*\* Formerly the Buick Championship and Greater Hartford Open

\*\*\*\* Formerly the Barclays



# DID YOU KNOW?



**SALESMANSHIP CLUB  
OF DALLAS**

HOSTS THE



WHICH BENEFITS



**momentous  
institute®**

Powered by Salesmanship Club since 1920



# TPC Craig Ranch Hole-by-Hole

Total Yardage:	7,496	Par 72
Yardage Front 9:	3,753	
Yardage Back 9:	3,743	

## No. 1 431 Yards, par 4

You have to make a decision with your tee shot to take on the left fairway bunker or not. The second shot plays about half a club uphill to a blind landing area. The ideal approach shot favors the left side of the green, there is a slope on the middle right side that take the ball to a run off area.

## No. 2 472 Yards, par 4

There is more room on the right side off the tee than it appears. Playing down the left side of the fairway will give you a better angle to attack the green. The green slopes right to left, the best miss is either short or long and left.

## No. 3 429 Yards, par 4

You can be aggressive off the tee and try to catch the slope behind the bunker to have a short iron approach. If you play safe off the tee and land in the fattest part of the fairway you will have a mid to long iron approach. The green has a false front..

## No. 4 216 Yards, par 3

The first of our Par 3's. This hole should be a mid to long iron. Avoid the big bunker short left of the green.

## No. 5 575 Yards, par 5

This long par 5 is downwind with the predominant South wind. Long hitters may choose less than driver off the tee. There is more room left once you're inside 150 yards, this also give you the best angle to attack the green. There is a big slope front left of the green, this helps you get close with a front pin location.

## No. 6 358 Yards, par 4

This is a short par 4 that brings a lot of strategy into play. The fairway is well protected by bunkers, if you want to attack this hole finding the fairway is a must. If you hit driver off the tee and get to close to the green, attacking a front pin location is difficult. This is one of our smallest greens, be aggressive if find the fairway and have a wedge in your hand.

## No. 7 232 Yards, par 3

This is a large green that slopes back to front. It is best to miss your tee shot short right, this will give you the best opportunity to get up and down.

## No. 8 484 Yards, par 4

The more room right off the tee than first appears but playing down the left side of the fairway gives you the best angle for your approach shot. Short left is the best miss.

## No. 9 556 Yards, par 5

This is a tough tee shot on a windy day because of the forced carry. Plenty of room right off the tee, playing down the left side will result in more run out and better angle to the green. The big decision you have to make is with your lay up, being aggressive and taking on the creek opens up the green for third shot. This green has three tiers, distance and spin control with your wedge shot is a must

## No. 10 471 Yards, par 4

This hole normally plays down wind. Avoiding the fairways bunkers allows you to attack this green. This green is large with subtle breaks, making reading putts difficult.

## No. 11 456 Yards, par 4

The tee shot is tougher than it looks, it plays uphill and normally has a left to right wind. The second shot plays at least a club more and you can not see the putting surface. The green slopes back to front so the preferred miss is short..

## No. 12 544 Yards, par 5

The ideal tee shot is down the left side of the fairway, the fairway slope left to right. The longer player can attack this green in two, most players will lay up short of the creek. The front half of the green slopes back to back to front, the back half slope hard right to left.

## No. 13 510 Yards, par 4

This is probably the toughest par four on the course. The tee shot plays uphill and has a big forced carry over bunkers and a creek. There is a bail out left for shorter hitters. The green is protected both front and back with bunker, missing short and left will give you the best chance for getting up and down. The green has a ridge running through it, front to back.

## No. 14 331 Yards, par 4

This short par four is a through risk/reward hole. The shorter hitters have to decide what yardage second shot they want to have, there is more room right off the tee than appears. Most big hitter will take on the green, the bunkers right are always there to catch a bail out shot. This is one of our most undulated greens, you have to be accurate with your wedges if you want to make birdie.

## No. 15 215 Yards, par 3

This is a mid to long iron par three, with the water down the left side the bunkers right see a lot of action. The green has a ridge that runs up the middle from front to back that creates a bowl for middle/front pins.

## No. 16 492 Yards, par 4

A long and testing par four, into the wind this hole will challenge the best of players. You have to avoid the bunkers down the left if you want to hit this green in two. The bunkers front right hide what is one of the biggest greens on the course. Hitting the middle of this green is never a bad play. There is a severe slope on the left side of the green, and getting up and down from the chipping area is hard.

## No. 17 171 Yards, par 3


A true sleeper par 3, don't let the yardage fool you. The wind will make hitting this green a true test. Any shot coming up short will be punished by the false front on the green and may roll back into the front bunker.

## No. 18 553 Yards, par 5

Another risk/reward hole to finish, there is a large landing area for those who have to lay up. The longer hitter off the tee will have an approach shot between 220-250 to the middle of the green. This green has two distinct levels, and if you want to make birdie being on the correct level is a must.



# Champions' Scorecards (2014-2021)



STEVEN BOWDITCH

## 2021 K. H. Lee

	Hole	1	2	3	4	5	6	7	8	9	OUT	10	11	12	13	14	15	16	17	18	IN	Total
	*Par	4	4	4	3	5	4	3	4	5	35	4	4	5	4	4	3	4	3	5	35	72
First Round		3	3	4	3	4	3	3	4	4	31	4	5	4	3	4	3	4	3	4	34	65
Second Round		3	4	4	3	4	3	3	4	4	32	4	3	5	4	3	3	4	3	4	33	65
Third Round		4	4	4	3	5	4	3	4	4	35	4	4	4	4	3	2	4	3	4	32	67
Fourth Round		4	3	3	2	5	3	3	3	6	32	4	4	4	4	4	3	5	2	4	34	66
<b>Total</b>		<b>14</b>	<b>14</b>	<b>15</b>	<b>11</b>	<b>18</b>	<b>13</b>	<b>12</b>	<b>15</b>	<b>18</b>	<b>130</b>	<b>16</b>	<b>16</b>	<b>17</b>	<b>15</b>	<b>14</b>	<b>11</b>	<b>17</b>	<b>11</b>	<b>16</b>	<b>133</b>	<b>263</b>
Total Plus/Minus Par		-2	-2	-1	-1	-2	-3	E	-1	-2	-10	E	E	-3	-1	-2	-1	+1	-1	-4	-7	-25

## 2019 Sung Kang


	Hole	1	2	3	4	5	6	7	8	9	OUT	10	11	12	13	14	15	16	17	18	IN	Total
	*Par	5	3	4	4	4	4	5	3	4	36	4	4	3	4	5	4	4	3	4	35	71
First Round		3	3	4	3	3	4	4	3	4	31	4	4	3	4	3	5	4	3	4	34	65
Second Round		4	3	4	4	3	3	4	2	3	30	3	4	3	3	4	4	3	3	4	31	61
Third Round		5	3	3	4	4	3	5	4	4	35	3	4	3	3	4	4	5	3	4	33	68
Fourth Round		4	4	4	4	4	4	5	2	3	34	3	4	4	4	4	3	3	3	5	33	67
<b>Total</b>		<b>16</b>	<b>13</b>	<b>15</b>	<b>15</b>	<b>14</b>	<b>14</b>	<b>18</b>	<b>11</b>	<b>14</b>	<b>130</b>	<b>13</b>	<b>16</b>	<b>13</b>	<b>14</b>	<b>15</b>	<b>14</b>	<b>15</b>	<b>12</b>	<b>17</b>	<b>131</b>	<b>261</b>
Total Plus/Minus Par		-4	+1	-1	-1	-2	-2	-2	-1	-2	-6	-3	E	+1	-2	-5	E	-1	E	+1	-9	-23



AARON WISE

## 2018 Aaron Wise

	Hole	1	2	3	4	5	6	7	8	9	OUT	10	11	12	13	14	15	16	17	18	IN	Total
	*Par	5	3	4	4	4	4	5	3	4	36	4	4	3	4	5	4	4	3	4	35	71
First Round (CVC)		4	4	4	4	3	4	4	3	3	33	4	4	3	4	4	3	4	3	3	32	65
Second Round		5	3	3	4	3	4	4	2	4	32	3	4	3	4	3	4	4	2	4	31	63
Third Round		4	4	4	4	3	5	4	3	3	34	4	4	3	4	5	4	3	2	5	34	68
Fourth Round		5	3	4	3	3	4	4	2	3	31	3	4	3	4	5	4	4	3	4	34	65
<b>Total</b>		<b>16</b>	<b>14</b>	<b>15</b>	<b>15</b>	<b>12</b>	<b>17</b>	<b>16</b>	<b>10</b>	<b>13</b>	<b>130</b>	<b>14</b>	<b>16</b>	<b>12</b>	<b>16</b>	<b>17</b>	<b>15</b>	<b>15</b>	<b>10</b>	<b>16</b>	<b>131</b>	<b>261</b>
Total Plus/Minus Par		-2	+2	-1	-1	-4	+1	-4	-2	-3	-14	-2	E	E	E	+1	-1	-1	-2	E	-9	-23



BILLY HORSCHTEL

## 2017 Billy Horschel

	Hole	1	2	3	4	5	6	7	8	9	OUT	10	11	12	13	14	15	16	17	18	IN	Total
	*Par	4	3	4	4	3	4	5	4	4	35	4	4	4	3	4	4	5	3	4	35	70
First Round (CVC)		3	4	4	4	2	4	4	4	3	32	4	3	4	4	4	5	5	3	4	36	68
Second Round		4	3	4	4	3	5	4	3	3	33	4	3	4	3	4	3	4	3	4	32	65
Third Round		4	3	4	4	3	3	4	4	5	34	4	4	4	3	4	4	4	2	3	32	66
Fourth Round		4	3	3	4	4	3	5	4	5	35	4	3	5	4	3	4	4	3	4	34	69
<b>Total</b>		<b>15</b>	<b>13</b>	<b>15</b>	<b>16</b>	<b>12</b>	<b>15</b>	<b>17</b>	<b>15</b>	<b>16</b>	<b>134</b>	<b>16</b>	<b>13</b>	<b>17</b>	<b>14</b>	<b>15</b>	<b>16</b>	<b>17</b>	<b>11</b>	<b>15</b>	<b>134</b>	<b>268</b>
Total Plus/Minus Par		-1	+1	-1	E	E	-1	-3	-1	E	-6	E	-3	+1	+2	-1	E	-3	-1	-1	-6	-12

## 2016 Sergio Garcia

	Hole	1	2	3	4	5	6	7	8	9	OUT	10	11	12	13	14	15	16	17	18	IN	Total
	*Par	4	3	4	4	3	4	5	4	4	35	4	4	4	3	4	4	5	3	4	35	70
First Round (CVC)		4	4	4	3	4	3	5	3	4	34	4	2	4	3	3	3	3	3	4	29	63
Second Round		4	3	4	4	3	3	5	3	4	33	4	4	3	4	3	3	4	3	4	33	66
Third Round		4	2	4	4	2	4	4	3	5	32	5	4	4	3	4	4	5	3	4	36	68
Fourth Round		3	4	4	5	2	3	4	4	4	33	5	4	4	2	5	4	4	3	4	35	68
<b>Total</b>		<b>15</b>	<b>13</b>	<b>16</b>	<b>16</b>	<b>11</b>	<b>13</b>	<b>18</b>	<b>13</b>	<b>17</b>	<b>132</b>	<b>18</b>	<b>14</b>	<b>16</b>	<b>14</b>	<b>16</b>	<b>14</b>	<b>16</b>	<b>12</b>	<b>16</b>	<b>133</b>	<b>265</b>
Total Plus/Minus Par		-1	+1	E	E	-1	-3	-2	-3	+1	-8	+2	-2	E	-1	+4	-2	-4	E	E	-7	-15

## 2015 Steven Bowditch

	Hole	1	2	3	4	5	6	7	8	9	OUT	10	11	12	13	14	15	16	17	18	IN	Total
	*Par	4	3	4	4	3	4	5	4	4	35	4	4	4	3	3	4	5	3	4	35	70
First Round (CVC)		3	3	4	3	3	3	4	4	3	30	4	4	3	3	3	4	4	3	4	32	62
Second Round		4	3	5	5	2	3	4	4	4	34	5	3	5	4	2	5	4	2	4	34	68
Third Round		4	3	3	4	3	3	4	4	5	33	4	3	4	3	2	4	5	3	4	32	65
Fourth Round		3	3	5	4	4	3	5	3	4	34	4	3	3	3	3	4	4	2	4	30	64
<b>Total</b>		<b>14</b>	<b>12</b>	<b>17</b>	<b>16</b>	<b>12</b>	<b>12</b>	<b>17</b>	<b>15</b>	<b>16</b>	<b>131</b>	<b>17</b>	<b>13</b>	<b>15</b>	<b>13</b>	<b>10</b>	<b>17</b>	<b>17</b>	<b>10</b>	<b>16</b>	<b>130</b>	<b>259</b>
Total Plus/Minus Par		-2	E	+1	E	E	-4	-3	-1	E	-9	+1	-3	-1	+1	-6	+1	-3	-2	E	-12	-18

## 2014 Brendon Todd

	Hole	1	2	3	4	5	6	7	8	9	OUT	10	11	12	13	14	15	16	17	18	IN	Total
	*Par	4	3	4	4	3	4	5	4	4	35	4	4	4	3	4	4	5	3	4	35	70
First Round (CVC)		6	3	4	4	3	5	4	4	4	37	4	3	3	2	4	4	5	3	3	31	68
Second Round		4	3	4	4	3	4	4	3	4	33	3	3	4	2	4	5	5	2	3	31	64
Third Round		4	3	3	5	2	4	5	4	4	34	4	4	4	3	4	4	5	3	3	34	68
Fourth Round		4	2	4	4	2	4	5	4	3	32	3	4	4	3	4	4	5	3	4	34	66
<b>Total</b>		<b>18</b>	<b>11</b>	<b>15</b>	<b>17</b>	<b>10</b>	<b>17</b>	<b>18</b>	<b>15</b>	<b>15</b>	<b>136</b>	<b>14</b>	<b>14</b>	<b>15</b>	<b>10</b>	<b>16</b>	<b>17</b>	<b>20</b>	<b>11</b>	<b>13</b>	<b>130</b>	<b>266</b>
Total Plus/Minus Par		+2	-1	-1	+1	-2	+1	-2	-1	-1	-4	-2	-2	-1	-2	E	+1	E	-1	-3	-10	-14



SERGIO GARCIA



## 2021 Results

**Champion:** K. H. Lee

**Score:** 65-65-67-66=263    \$1,458,000.00

**Purse:** \$8,100,000.00

**Champion's Share:** \$1,458,000.00

## Complete Results

1	<b>K.H. Lee</b>	<b>65 65 67 66</b>	<b>263</b>	<b>\$1,458,000.00</b>					
2	Sam Burns	65 62 69 70	266	\$882,900.00					
T3	Patton Kizzire	69 64 71 63	267	\$395,381.25					
T3	Daniel Berger	69 67 67 64	267	\$395,381.25					
T3	Scott Stallings	67 71 63 66	267	\$395,381.25					
T3	Charl Schwartzel	65 68 66 68	267	\$395,381.25					
T7	Troy Merritt	68 70 66 65	269	\$263,250.00					
T7	Joseph Bramlett	64 70 67 68	269	\$263,250.00					
T9	Jhonattan Vegas	65 72 66 67	270	\$212,625.00					
T9	Seamus Power	65 68 67 70	270	\$212,625.00					
T9	Doc Redman	64 67 69 70	270	\$212,625.00					
T9	Jordan Spieth	63 70 66 71	270	\$212,625.00					
T13	Luke Donald	65 73 66 67	271	\$153,900.00					
T13	Satoshi Kodaira	67 71 66 67	271	\$153,900.00					
T13	Harris English	70 68 63 70	271	\$153,900.00					
T13	Bronson Burgoon	68 66 67 70	271	\$153,900.00					
T17	Will Zalatoris	70 68 67 67	272	\$119,475.00					
T17	Hank Lebioda	67 67 70 68	272	\$119,475.00					
T17	Brandt Snedeker	66 68 68 70	272	\$119,475.00					
T17	Matt Kuchar	67 66 66 73	272	\$119,475.00					
T21	Lee Westwood	71 64 70 68	273	\$84,969.00					
T21	Carlos Ortiz	67 66 70 70	273	\$84,969.00					
T21	Marc Leishman	66 69 68 70	273	\$84,969.00					
T21	Rafa Cabrera Bello	64 71 66 72	273	\$84,969.00					
T21	Alex Noren	65 64 70 74	273	\$84,969.00					
T26	Westley Bryan	67 71 67 69	274	\$56,700.00					
T26	Rob Oppenheim	68 69 68 69	274	\$56,700.00					
T26	Ryan Armour	70 66 68 70	274	\$56,700.00					
T26	Sepp Straka	68 67 69 70	274	\$56,700.00					
T26	Vincent Whaley	69 65 71 69	274	\$56,700.00					
T26	Rory Sabbatini	67 71 68 68	274	\$56,700.00					
T26	Keith Mitchell	67 71 70 66	274	\$56,700.00					
T26	Ben Martin	65 69 67 73	274	\$56,700.00					
T34	Jon Rahm	68 69 68 70	275	\$42,201.00					
T34	Mark Hubbard	65 71 68 71	275	\$42,201.00					
T34	Roger Sloan	66 68 69 72	275	\$42,201.00					
T34	Scott Brown	66 71 66 72	275	\$42,201.00					
T34	Adam Schenk	66 70 66 73	275	\$42,201.00					
T39	Talor Gooch	69 69 67 71	276	\$31,185.00					
T39	Brian Stuard	69 69 67 71	276	\$31,185.00					
T39	Johnson Wagner	67 71 67 71	276	\$31,185.00					
T39	Hideki Matsuyama	68 70 68 70	276	\$31,185.00					
T39	Pat Perez	70 67 69 70	276	\$31,185.00					
T39	Russell Knox	69 67 70 70	276	\$31,185.00					
T39	Wyndham Clark	66 68 69 73	276	\$31,185.00					
T39	Sean O'Hair	67 69 71 69	276	\$31,185.00					
T47	J. J. Spaun	63 69 72 73	277	\$20,958.75					
T47	Scottie Scheffler	67 70 68 72	277	\$20,958.75					
T47	Patrick Rodgers	71 66 69 71	277	\$20,958.75					
T47	Ryan Palmer	67 69 66 75	277	\$20,958.75					
T47	Sung Kang	67 69 72 69	277	\$20,958.75					
T47	Michael Gligic	65 72 72 68	277	\$20,958.75					
T47	Nelson Ledesma	68 68 73 68	277	\$20,958.75					
T47	Brice Garnett	68 69 73 67	277	\$20,958.75					
T55	Si Woo Kim	66 70 70 72	278	\$18,630.00					
T55	Aaron Wise	64 72 71 71	278	\$18,630.00					
T55	Charles Howell III	65 70 72 71	278	\$18,630.00					
T55	Sebastian Munoz	66 68 73 71	278	\$18,630.00					
T55	Cameron Champ	72 66 71 69	278	\$18,630.00					
T55	Bryson DeChambeau	69 68 72 69	278	\$18,630.00					
T61	Mark Anderson	68 69 71 71	279	\$17,820.00					
T61	Wes Roach	68 70 71 70	279	\$17,820.00					
T61	Martin Laird	72 66 71 70	279	\$17,820.00					
T61	Luke List	68 69 72 70	279	\$17,820.00					
65	Michael Gellerman	67 71 73 69	280	\$17,415.00					
66	Bo Hoang	66 71 72 72	281	\$17,253.00					
67	Michael Kim	69 67 71 75	282	\$17,091.00					
T68	Ted Potter, Jr.	66 68 73 76	283	\$16,848.00					
T68	Dylan Meyer	66 72 71 74	283	\$16,848.00					
70	Cameron Percy	68 70 76 71	285	\$16,605.00					
T71	D. J. Trahan	69 69 73 76	287	\$16,362.00					
T71	Austin Cook	68 68 75 76	287	\$16,362.00					

## LEADERS BY ROUND

**After 18 holes: 63 - J. J. Spaun + Jordan Spieth**

**After 36 holes: 126 - Sam Burns**

**After 54 holes: 194 - Sam Burns**



## 2019 Results

**Champion:** Sung Kang

**Score:** 65-61-68-67=261    \$1,422,000.00

**Purse:** \$7,900,000.00

**Champion's Share:** \$1,422,000.00

## Complete Results

1	<b>Sung Kang</b>	<b>65 61 68 67</b>	<b>261</b>	<b>\$1,422,000.00</b>					
T2	Matt Every	65 65 67 66	263	\$695,200.00					
T2	Scott Piercy	67 69 63 64	263	\$695,200.00					
4	Brooks Koepka	65 66 68 65	264	\$379,200.00					
T5	Kiradech Aphirarnrat	69 68 66 64	267	\$267,810.00					
T5	Tyler Duncan	64 66 70 67	267	\$267,810.00					
T5	Matt Jones	65 70 65 67	267	\$267,810.00					
T5	Rory Sabbatini	67 65 78 67	267	\$267,810.00					
T5	Peter Uihlein	69 71 63 64	267	\$267,810.00					
T10	Justin Harding	66 73 64 65	268	\$205,400.00					
T10	Sebastian Munoz	69 66 65 68	268	\$205,400.00					
T12	Doug Ghim	69 66 66 68	269	\$154,840.00					
T12	Padraig Harringtoni	69 769 66 65	269	\$154,840.00					
T12	Nicholas Lindheim	70 69 62 68	269	\$154,840.00					
T12	Carlos Ortiz	69 69 66 65	269	\$154,840.00					
T12	Pat Perez	67 71 67 64	269	\$154,840.00					
T17	Kramer Hickok	65 73 66 66	270	\$118,500.00					
T17	Stephan Jaeger	69 66 67 68	270	\$118,500.00					
T17	Vaughn Taylor	69 67 68 66	270	\$118,500.00					
T20	Jonas Blixt	65 70 70 66	271	\$95,326.67					
T20	Henrik Stenson	67 69 66 69	271	\$95,326.67					
T20	Shawn Stefani	65 72 64 70	271	\$95,326.66					
T23	Daniel Berger	66 72 66 68	272	\$68,335.00					
T23	Hideki Matsumaya	67 70 68 67	272	\$68,335.00					
T23	Denny McCarthy	63 77 65 67	272	\$68,335.00					
T23	Thomas Pieters	70 66 69 67	272	\$68,335.00					
T23	Brandy Schnell	72 67 64 69	272	\$68,335.00					
T23	Cameron Triangle	69 69 69 65	272	\$68,335.00					
T29	Joey Garber	68 69 66 70	273	\$50,230.84					
T29	Morgan Hoffmann	70 68 65 70	273	\$50,230.84					
T29	Nate Lashley	67 73 67 66	273	\$50,230.83					
T29	Davis Riley	68 69 66 70	273	\$50,230.83					
T29	Jordan Spieth	68 67 67 71	273	\$50,230.83					
T29	Sepp Straka	69 71 68 65	273	\$50,230.83					
T35	Kevin Na	69 68 67 70	274	\$36,488.13					
T35	Alex Noren	70 68 67 69	274	\$36,488.13					
T35	C.T. Pan	66 70 69 69	274	\$36,488.13					
T35	Scottie Scheffler	67 69 69 69	274	\$36,488.13					
T35	Cameron Davis	67 69 70 68	274	\$36,488.12					
T35	Russell Henley	71 67 69 67	274	\$36,488.12					
T35	Michael Laird	67 66 70 71	274	\$36,488.12					
T35	Zack Sucher	67 68 68 70	274	\$36,488.12					
T43	Bud Cauley	70 69 64 72	275	\$23,083.80					
T43	Roberto Diaz	66 67 69 73	275	\$23,083.80					
T43	Harris English	68 71 68 68	275	\$23,083.80					
T43	Beau Hossler	67 66 70 72	275	\$23,083.80					
T43	Russell Knox	68 69 68 70	275	\$23,083.80					
T43	David Lingmerth	71 68 65 71	275	\$23,083.80					
T43	Curtis Luck	71 67 66 71	275	\$23,083.80					
T43	Ryan Palmer	68 69 71 67	275	\$23,083.80					
T43	Johnson Wagner	72 68 67 68	275	\$23,083.80					
T43	Aaron Wise	69 69 66 71	275	\$23,083.80					
T53	Michael Thompson	66 68 71 71	276	\$18,117.34					
T53	Kevin Tway	70 66 70 70	276	\$18,117.34					
T53	Rafa Cabrera Bello	70 70 67 69	276	\$18,117.33					
T53	Bill Haas	68 70 69 69	276	\$18,117.33					
T53	Brandon Harkins	68 72 69 67	276	\$18,117.33					
T53	Troy Merritt	65 74 68 69	276	\$18,117.33					
T59	Abraham Ancer	69 71 69 68	277	\$17,301.00					
T59	Keith Mitchell	66 73 66 72	277	\$17,301.00					
T59	J.J. Spaun	66 70 72 69	277	\$17,301.00					
T59	Brian Stuard	67 72 70 68	277	\$17,301.00					
T63	Daniel Chopra	72 67 69 70	278	\$16,669.00					
T63	Branden Grace	69 70 66 73	278	\$16,669.00					
T63	Patrick Reed	70 68 67 73	278	\$16,669.00					
T63	Seth Reeves	66 70 70 72	278	\$16,669.00					
T67	Dylan Frittelli	68 72 69 70	279	\$16,195.00					
T67	Tom Hoge	64 75 70 70	279	\$16,195.00					
T69	Brian Gay	68 72 69 71	280	\$15,800.00					
T69	Ryan Moore	69 70 68 73	280	\$15,800.00					
T69	Ollie Schniederjans	68 69 70 73	280	\$15,800.00					
T72	Sam Burns	66 68 72	210	\$15,010.00					
T72	Chad Campbell	65 73 72	210	\$15,010.00					
T72	Ben Crane	68 72 70	210	\$15,010.00					
T72	K.H. Lee	68 72 70	210	\$15,010.00					
T72	Peter Malnati	70 69 71	210	\$15,010.00					
T72	Wes Roach	70 70 70	210	\$15,010.00					
T72	Chase Wright	68 72 70	210	\$15,010.00					
T79	Chad Collins	68 72 71	211	\$14,141.00					
T79	Seamus Power	72 67 72	211	\$14,141.00					
T79	Alex Prugh	68 71 72	211	\$14,141.00					
T79	Roger Sloan	72 68 71	211	\$14,141.00					
83	Sungjae Im	71 69 73	213	\$13,746.00					

## LEADERS BY ROUND

**After 18 holes:** 63 - Denny McCarthy

**After 36 holes:** 126 - Sung Kang

**After 54 holes:** 194 - Sung Kang





## 2018 Results

**Champion:** Aaron Wise

**Score:** 65 - 63 - 68 - 65 = 261    \$1,386,000.00

**Purse:** \$7,700,000

**Champion's Share:** \$1,386,000.00

Aaron Wise's first PGA Tour victory also marked an AT&T Byron Nelson record at 23 under par. Wise entered the fourth and final round tied with Marc Leishman, but pulled away early, recording five birdies on the front nine to fend off the Australian native. The eventual 2018 PGA Tour Rookie of the Year, Wise secured his first Tour victory in the inaugural tournament at Trinity Forest Golf Club in Dallas.

## Complete Results

1	<b>Aaron Wise</b>	<b>65 63 68 65</b>	<b>261</b>	<b>\$1,386,000.00</b>				
2	Marc Leishman	61 66 69 68	264	\$831,600.00				
T3	Branden Grace	66 68 69 62	265	\$400,400.00				
T3	J.J. Spaun	64 69 69 63	265	\$400,400.00				
T3	Keith Mitchell	65 68 69 63	265	\$400,400.00				
T6	Ryan Blaum	66 69 67 66	268	\$257,950.00				
T6	Kevin Na	66 65 69 68	268	\$257,950.00				
T6	Jimmy Walker	64 67 70 67	268	\$257,950.00				
T9	Adam Scott	67 65 72 65	269	\$207,900.00				
T9	Charles Howell III	69 69 65 66	269	\$207,900.00				
T9	Kevin Tway	67 65 70 67	269	\$207,900.00				
12	Brian Gay	67 62 72 69	270	\$177,100.00				
T13	Rory Sabbatini	66 70 69 66	271	\$148,867.00				
T13	Ethan Tracy	65 72 67 67	271	\$148,867.00				
T13	Matt Jones	67 65 68 71	271	\$148,867.00				
T16	Russell Knox	69 69 68 66	272	\$115,500.00				
T16	Hideki Matsuyama	72 63 71 66	272	\$115,500.00				
T16	Bronson Burgoon	69 68 67 68	272	\$115,500.00				
T16	Derek Fathauer	70 67 66 69	272	\$115,500.00				
T16	Joel Dahmen	67 68 68 69	272	\$115,500.00				
T21	Jordan Spieth	69 66 71 67	273	\$80,080.00				
T21	Billy Horschel	68 69 69 67	273	\$80,080.00				
T21	Robert Garrigus	66 69 71 67	273	\$80,080.00				
T21	Peter Uihlein	65 70 69 69	273	\$80,080.00				
T21	Martin Piller	69 63 71 70	273	\$80,080.00				
T26	Tyler Duncan	65 73 68 68	274	\$55,825.00				
T26	Anirban Lahiri	68 67 72 67	274	\$55,825.00				
T26	Parker McLachlin	71 67 70 66	274	\$55,825.00				
T26	Martin Flores	70 67 68 69	274	\$55,825.00				
T26	J.T. Poston	68 69 68 69	274	\$55,825.00				
T26	Shawn Stefani	68 66 69 71	274	\$55,825.00				
T32	Cody Gribble	71 67 68 69	275	\$39,116.00				
T32	Johnson Wagner	67 68 71 69	275	\$39,116.00				
T32	Geoff Ogilvy	69 67 70 69	275	\$39,116.00				
T32	Nick Taylor	69 68 69 69	275	\$39,116.00				
T32	C.T. Pan	67 71 70 67	275	\$39,116.00				
T32	Scott Piercy	70 66 68 71	275	\$39,116.00				
T32	Nicholas Lindheim	66 69 68 72	275	\$39,116.00				
T32	Fabian Gomez	69 69 73 64	275	\$39,116.00				
T32	Beau Hossler	70 68 73 64	275	\$39,116.00				
T32	Nate Lashley	67 71 73 64	275	\$39,116.00				
T42	Zac Blair	67 71 68 70	276	\$23,184.00				
T42	Abraham Ancer	65 69 73 69	276	\$23,184.00				
T42	Maverick McNealy	68 67 71 70	276	\$23,184.00				
T42	Denny McCarthy	71 66 69 70	276	\$23,184.00				
T42	Jonathan Byrd	65 73 70 68	276	\$23,184.00				
T42	Eric Axley	66 65 77 68	276	\$23,184.00				
T42	Sam Ryder	70 68 71 67	276	\$23,184.00				
T42	Brian Stuard	71 67 71 67	276	\$23,184.00				
T42	J.B. Holmes	69 69 72 66	276	\$23,184.00				
T42	Sung Kang	68 68 67 73	276	\$23,184.00				
T42	Andrew Putnam	68 69 74 65	276	\$23,184.00				
T53	Ben Crane	68 68 72 69	277	\$17,659.00				
T53	Steve Wheatcroft	70 67 71 69	277	\$17,659.00				
T53	Troy Merritt	67 68 70 72	277	\$17,659.00				
T53	Patrick Rodgers	67 67 76 67	277	\$17,659.00				
T53	Corey Connors	69 69 73 66	277	\$17,659.00				
T53	Robert Streb	69 69 75 64	277	\$17,659.00				
T59	Ryan Armour	66 71 71 70	278	\$16,632.00				
T59	Peter Malnati	69 66 73 70	278	\$16,632.00				
T59	Vaughn Taylor	68 64 73 73	278	\$16,632.00				
T59	Dominic Bozzelli	67 71 71 69	278	\$16,632.00				
T59	Adam Schenk	70 68 71 69	278	\$16,632.00				
T59	Hudson Swafford	70 64 76 68	278	\$16,632.00				
T59	Michael Thompson	71 65 74 68	278	\$16,632.00				
T66	Matt Atkins	69 67 71 72	279	\$15,862.00				
T66	Roberto Diaz	70 68 70 71	279	\$15,862.00				
T66	T.J. Vogel	66 71 73 69	279	\$15,862.00				
69	Sang-Moon Bae	67 71 70 72	280	\$15,554.00				
T70	Tom Lovelady	66 70 74 71	281	\$15,246.00				
T70	Cameron Percy	67 69 75 70	281	\$15,246.00				
T70	Rod Pamplung	70 68 73 70	281	\$15,246.00				
73	Brian Davis	69 68 73 73	283	\$14,938.00				
74	Mark Wilson	68 66 80 71	285	\$14,784.00				
75	Robert Allenby	70 67 75 74	286	\$14,630.00				

## LEADERS BY ROUND

**After 18 holes:** 61 - Marc Leishman

**After 36 holes:** 127 - Marc Leishman

**After 54 holes:** 196 - Marc Leishman, Aaron Wise



## 2017 Results

**Champion:** Billy Horschel

**Score:** 68 - 65 - 66 - 69 = 268    \$1,350,000.00

**Purse:** \$7,500,000

**Champion's Share:** \$1,350,000

This was Billy Horschel's first AT&T Byron Nelson tournament victory and fourth career PGA TOUR win. The Florida native became the Champion following a sudden death play-off against Jason Day, where he made par on the first hole to win.

## Complete Results

1	<b>Billy Horschel</b>	<b>68 65 66 69</b>	<b>268</b>	<b>\$1,350,000.00</b>					
2	Jason Day	68 69 63 68	268	\$810,000.00					
3	James Hahn	64 70 64 71	269	\$510,000.00					
4	Jason Kokrak	66 62 72 70	270	\$360,000.00					
T5	Byeong Hun An	68 66 69 69	272	\$263,437.50					
T5	Bud Cauley	67 67 68 70	272	\$263,437.50					
T5	Danny Lee	70 70 64 68	272	\$263,437.50					
T5	Sean O'Hair	67 69 68 68	272	\$263,437.50					
T9	Joel Dahmen	68 70 68 67	273	\$195,000.00					
T9	Matt Kuchar	66 71 67 69	273	\$195,000.00					
T9	Nick Taylor	69 73 66 65	273	\$195,000.00					
T9	Cameron Tringale	66 68 67 72	273	\$195,000.00					
T13	Chad Campbell	68 67 68 71	274	\$136,500.00					
T13	Jason Dufner	69 68 65 72	274	\$136,500.00					
T13	Tony Finau	75 65 65 69	274	\$136,500.00					
T13	Dustin Johnson	67 67 71 69	274	\$136,500.00					
T13	Marc Leishman	68 71 68 67	274	\$136,500.00					
T18	Jamie Lovemark	72 66 68 69	275	\$108,750.00					
T18	Louis Oosthuizen	69 70 66 70	275	\$108,750.00					
T20	Sergio Garcia	73 65 64 74	276	\$78,214.20					
T20	Sung Kang	69 68 69 70	276	\$78,214.20					
T20	Scott Piercy	68 69 66 73	276	\$78,214.20					
T20	Patrick Reed	70 69 69 68	276	\$78,214.20					
T20	Kyle Reifers	69 67 66 69	276	\$78,214.20					
T20	Scott Stallings	72 66 66 72	276	\$78,214.20					
T20	Kevin Tway	71 70 64 71	276	\$78,214.20					
T27	Ryan Armour	67 69 69 72	277	\$49,921.80					
T27	Keegan Bradley	74 67 68 68	277	\$49,921.80					
T27	J.J. Henry	68 69 69 71	277	\$49,921.80					
T27	Morgan Hoffmann	69 66 72 70	277	\$49,921.80					
T27	Grayson Murray	68 70 70 63	277	\$49,921.80					
T27	Ryan Palmer	71 68 68 70	277	\$49,921.80					
T27	Patrick Rodgers	69 68 67 67	277	\$49,921.80					
T27	Willy Wilcox	70 67 70 70	277	\$49,921.80					
T35	Scott Brown	71 67 65 75	278	\$36,975.00					
T35	Ernie Els	69 71 70 68	278	\$36,975.00					
T35	Smylie Kaufman	71 67 71 69	278	\$36,975.00					
T35	Ian Poulter	70 71 68 69	278	\$36,975.00					
T35	Jhonattan Vegas	66 68 75 69	278	\$36,975.00					
T40	Zac Blair	69 68 72 70	279	\$25,605.00					
T40	Jason Bohn	68 70 70 71	279	\$25,605.00					
T40	Charley Hoffman	72 69 66 72	279	\$25,605.00					
T40	John Huh	67 72 68 72	279	\$25,605.00					
T40	Michael Kim	68 71 69 71	279	\$25,605.00					
T40	Michael Putnam	71 68 69 71	279	\$25,605.00					
T40	Daniel Summerhays	70 71 70 68	279	\$25,605.00					
T40	Nick Watney	73 67 70 69	279	\$25,605.00					
T40	Boo Weekly	73 65 71 70	279	\$25,605.00					
T40	Gary Woodland	70 68 68 73	279	\$25,605.00					
T50	Dominic Bozzelli	70 70 72 68	280	\$18,090.00					
T50	Brian Gay	72 70 67 71	280	\$18,090.00					
T50	Billy Hurley III	69 71 71 69	280	\$18,090.00					
T50	Brooks Koepka	67 69 70 74	280	\$18,090.00					
T50	Sebastian Munoz	69 69 71 71	280	\$18,090.00					
T55	Tom Hoge	72 70 69 70	281	\$17,175.00					
T55	Ollie Schniederjans	72 70 68 71	281	\$17,175.00					
T57	Seamus Power	69 69 72 72	282	\$16,875.00					
T57	Brett Stegmaier	69 72 71 70	282	\$16,875.00					
T59	Ricky Barnes	64 75 72 72	283	\$16,575.00					
T59	Rod Pampling	69 67 72 75	283	\$16,575.00					
T61	Ryan Brehm	73 68 72 71	284	\$16,050.00					
T61	Beau Hossler	70 68 71 75	284	\$16,050.00					
T61	Peter Malnati	67 68 75 74	284	\$16,050.00					
T61	Geoff Ogilvy	73 69 72 70	284	\$16,050.00					
T61	Greg Owen	69 70 71 74	284	\$16,050.00					
T66	Ken Duke	70 69 70 76	285	\$15,375.00					
T66	Spencer Levin	71 71 73 70	285	\$15,375.00					
T66	Nicholas Lindheim	70 70 71 74	285	\$15,375.00					
T66	Alex Moon	74 66 72 73	285	\$15,375.00					
T70	Bob Estes	71 68 71 77	287	\$14,925.00					
T70	Brendon Todd	70 71 71 75	287	\$14,925.00					
72	Greg Chalmers	68 71 74 75	288	\$14,700.00					
73	D.A. Points	69 72 74 76	291	\$14,550.00					
74	J.J. Spaun	73 69 74 77	293	\$14,400.00					

## LEADERS BY ROUND

**After 18 holes:** 64 - James Hahn, Ricky Barnes

**After 36 holes:** 128 - Jason Kokrak

**After 54 holes:** 198 - James Hahn



**Champion:** Sergio Garcia

**Purse: \$7,300,000**

**Champion's Share: \$1,314,000**

Sergio Garcia made Byron Nelson tournament history by becoming the first two-time winner at TPC Four Seasons Resort and Club Dallas at Las Colinas since 1983 when the tournament started its tenure there. The Spaniard snagged the victory by beating out Brooks Koepka in a sudden death play-off where he made par on the first hole to win. This was Garcia's ninth PGA TOUR win.

1	<b>Sergio Garcia</b>	<b>63</b>	<b>66</b>	<b>68</b>	<b>68</b>	<b>265</b>	<b>\$1,314,000.00</b>	T49	Abraham Ancer	68	67	68	72	275	\$17,438.89
2	Brooks Koepka	65	64	65	71	265	\$788,400.00	T49	Jonas Blixt	71	66	67	71	275	\$17,438.89
3	Matt Kuchar	65	67	65	69	266	\$496,400.00	T49	Harris English	68	68	71	68	275	\$17,438.89
T4	Bud Cauley	64	65	68	70	267	\$264,625.00	T49	Tom Hoge	64	68	69	74	275	\$17,438.89
T4	Robert Garrigus	65	70	66	66	267	\$264,625.00	T49	Whee Kim	68	67	70	70	275	\$17,438.89
T4	Charles Howell III	65	70	66	66	267	\$264,625.00	T49	Kelly Kraft	69	69	70	67	275	\$17,438.89
T4	Colt Knost	70	63	69	65	267	\$264,625.00	T49	Henrik Norlander	69	69	70	67	275	\$17,438.89
T4	Spencer Levin	68	66	67	66	267	\$264,625.00	T49	Jhonattan Vegas	68	67	70	70	275	\$17,438.89
T4	Tim Wilkinson	67	69	63	68	267	\$264,625.00	T49	Will Wilcox	69	68	69	69	275	\$17,438.89
T10	Justin Hicks	70	65	68	65	268	\$189,800.00	T58	Stuart Appleby	70	66	69	71	276	\$16,060.00
T10	Kyle Reifers	68	65	65	70	268	\$189,800.00	T58	Adam Hadwin	66	66	69	75	276	\$16,060.00
T12	Chad Campbell	66	69	66	68	269	\$138,700.00	T58	Jeff Overton	66	71	67	72	276	\$16,060.00
T12	Tony Finau	68	67	68	66	269	\$138,700.00	T58	Charl Schwartzel	68	67	70	71	276	\$16,060.00
T12	Charley Hoffman	67	66	72	64	269	\$138,700.00	T58	Johnson Wagner	63	70	68	75	276	\$16,060.00
T12	Dustin Johnson	64	68	70	67	269	\$138,700.00	T63	Martin Flores	65	68	72	72	277	\$15,476.00
T12	Steve Marino	69	64	66	70	269	\$138,700.00	T63	John Merrick	70	66	69	72	277	\$15,476.00
T12	Gary Woodland	71	64	64	70	269	\$138,700.00	T63	Tyrone Van Aswegen	70	67	68	72	277	\$15,476.00
T18	Danny Lee	63	69	69	69	270	\$91,980.00	T66	Rhein Gibson	67	68	72	71	278	\$14,746.00
T18	Sean O'Hair	66	69	65	70	270	\$91,980.00	T66	Tom Gillis	69	67	71	71	278	\$14,746.00
T18	Chez Reavie	67	66	69	68	270	\$91,980.00	T66	J.J. Henry	68	70	69	71	278	\$14,746.00
T18	Wes Roach	64	66	73	67	270	\$91,980.00	T66	Zach Johnson	68	70	70	70	278	\$14,746.00
T18	Jordan Speith	64	65	67	74	270	\$91,980.00	T66	Rod Pampling	70	68	68	72	278	\$14,746.00
T18	Michael Thompson	70	65	68	67	270	\$91,980.00	T66	D.A. Points	71	62	71	74	278	\$14,746.00
T24	Ricky Barnes	69	67	66	69	271	\$54,020.00	T66	Brett Stegmaier	68	66	73	71	278	\$14,746.00
T24	Bronson Burgoon	68	68	67	68	271	\$54,020.00	73	Luke Guthrie	70	68	67	74	279	\$14,162.00
T24	Ben Crane	65	63	72	71	271	\$54,020.00	74	Tim Herron	70	66	70	74	280	\$14,016.00
T24	Jason Dufner	66	67	68	70	271	\$54,020.00	T75	Andrew Landry	69	68	72	0	209	\$13,797.00
T24	Hiroshi Iwata	67	67	70	67	271	\$54,020.00	T75	Conrad Shindler	69	69	71	0	209	\$13,797.00
T24	Will Mackenzie	66	70	66	69	271	\$54,020.00	T77	Derek Fathauer	70	68	72	0	210	\$13,505.00
T24	Bryce Molder	66	65	68	72	271	\$54,020.00	T77	Cameron Percy	66	72	72	0	210	\$13,505.00
T24	Scott Pinckney	68	7												

**After 18 holes: 63 - Sergio Garcia**  
**After 36 holes: 129 - Sergio Garcia**  
**After 54 holes: 197- Sergio Garcia**





## 2015 Results

**Champion:** Steven Bowditch

**Score:** 62-68-65-64 – 259

**Purse: \$7,100,000**

**Champion's Share: \$1,278,000**

Despite the relentless rain and shortened course that impacted the 2015 AT&T Byron Nelson tournament, Steven Bowditch snagged his second PGA TOUR title with a four stroke win. Bowditch, the Aussie native but now Dallas resident, relied on his tight short game and solid putting stroke to pull out a four stroke win against Charley Hoffman, Scott Pinckney and Jimmy Walker. He had 27 birdies and became only the seventh player to lead all four rounds of the tournament, the last player being Tom Watson in 1980.

## Complete Results

1	Steven Bowditch	62	68	65	64	259	\$1,278,000.00	T46	Erik Compton	68	67	67	71	273	\$18,460.00
T2	Charley Hoffman	69	65	64	65	263	\$530,133.00	T46	Derek Ernst	67	67	67	72	273	\$18,460.00
T2	Scott Pinckney	69	64	64	66	263	\$530,133.00	T46	Andrew Loupe	69	65	69	70	273	\$18,460.00
T2	Jimmy Walker	64	66	67	66	263	\$530,133.00	T46	Greg Owen	71	67	68	67	273	\$18,460.00
5	Zach Johnson	69	64	68	63	264	\$284,000.00	T46	John Senden	67	67	68	71	273	\$18,460.00
T6	Jon Curran	67	63	67	68	265	\$246,725.00	T46	Cameron Smith	70	67	68	68	273	\$18,460.00
T6	Brandt Snedeker	71	66	64	64	265	\$246,725.00	T46	Michael Thompson	68	66	69	70	273	\$18,460.00
T8	Jason Dufner	71	65	64	66	266	\$213,000.00	T55	Chad Collins	70	67	67	70	274	\$16,046.00
T8	Dustin Johnson	67	68	62	69	266	\$213,000.00	T55	James Hahn	65	70	70	69	274	\$16,046.00
T10	Daniel Berger	72	65	64	66	267	\$157,383.30	T55	Mark Hubbard	71	66	67	70	274	\$16,046.00
T10	Tony Finau	67	64	68	68	267	\$157,383.30	T55	Carl Pettersson	69	69	68	68	274	\$16,046.00
T10	Colt Knost	68	65	66	68	267	\$157,383.30	T55	Justin Thomas	70	67	68	69	274	\$16,046.00
T10	Ryan Palmer	65	66	67	69	267	\$157,383.30	T60	Jonathan Byrd	67	71	68	69	275	\$15,407.00
T10	Cameron Percy	67	64	68	68	267	\$157,383.30	T60	Harris English	69	66	67	73	275	\$15,407.00
T10	Nick Watney	67	65	70	65	267	\$157,383.30	T60	Luke Guthrie	69	65	67	74	275	\$15,407.00
T16	Zac Blair	69	64	66	69	268	\$102,950.00	T60	Gary Woodland	72	63	71	69	275	\$15,407.00
T16	Gonzalo Fdez-Casta	70	68	67	63	268	\$102,950.00	T64	Matt Jones	72	63	66	75	276	\$14,981.00
T16	Brooks Koepka	69	68	64	67	268	\$102,950.00	T64	Jeff Overton	69	65	70	72	276	\$14,981.00
T16	John Merrick	66	67	69	66	268	\$102,950.00	T66	Ben Curtis	72	63	70	72	277	\$14,626.00
T16	Kenny Perry	69	68	64	67	268	\$102,950.00	T66	John Huh	69	69	67	72	277	\$14,626.00
T16	Nicholas Thompson	70	67	66	65	268	\$102,950.00	T66	Hudson Swafford	73	65	67	72	277	\$14,626.00
T22	Keegan Bradley	66	70	67	66	269	\$62,302.50	T69	Mark Anderson	68	68	68	74	278	\$14,271.00
T22	Brendon de Jonge	70	66	63	70	269	\$62,302.50	T69	Jhonattan Vegas	70	68	68	72	278	\$14,271.00
T22	Graham Delaet	69	66	67	67	269	\$62,302.50	T71	Adam Hadwin	69	67	69	75	280	\$13,987.00
T22	Russell Henley	70	65	69	65	269	\$62,302.50	T71	Sam Saunders	69	68	68	75	280	\$13,987.00
T22	Spencer Levin	71	67	65	66	269	\$62,302.50	T73	Austin Connelly	69	66	72	0	207	\$0.00
T22	Bryce Molder	69	67	65	68	269	\$62,302.50	T73	Jim Herman	69	68	70	0	207	\$13,561.00
T22	Rod Pampling	69	66	69	65	269	\$62,302.50	T73	Carlos Ortiz	71	67	69	0	207	\$13,561.00
T22	Will Wilcox	68	67	67	67	269	\$62,302.50	T73	Michael Putnam	72	66	69	0	207	\$13,561.00
T30	Jonas Blixt	67	69	67	67	270	\$45,085.00	T73	Steve Wheatcroft	67	70	70	0	207	\$13,561.00
T30	Jerry Kelly	68	64	68	70	270	\$45,085.00	T78	Robert Garrigus	70	67	71	0	208	\$12,993.00
T30	Rory Sabbatini	69	64	69	68	270	\$45,085.00	T78	Cody Gribble	72	66	70	0	208	\$12,993.00
T30	Jordan Spieth	69	64	68	69	270	\$45,085.00	T78	Charl Schwartzel	71	67	70	0	208	\$12,993.00
T34	Scott Brown	70	66	70	65	270	\$36,636.00	T78	Bo Van Pelt	71	67	70	0	208	\$12,993.00
T34	Ken Duke	67	68	70	66	270	\$36,636.00	T82	Roberto Castro	69	69	71	0	209	\$12,496.00
T34	Danny Lee	67	69	66	69	270	\$36,636.00	T82	Trevor Immelman	71	67	71	0	209	\$12,496.00
T34	Jonathan Randolph	69	63	65	74	270	\$36,636.00	T82	Whee Kim	72	66	71	0	209	\$12,496.00
T34	Kyle Reifers	70	68	67	66	270	\$36,636.00	T85	Billy Hurley III	73	65	72	0	210	\$12,141.00
T39	Martin Flores	67	69	64	72	272	\$27,690.00	T85	Boo Weekley	68	67	75	0	210	\$12,141.00
T39	Brian Harman	70	68	66	68	272	\$27,690.00	87	Tom Gillis	66	71	74	0	210	\$11,928.00
T39	Matt Kuchar	71	67	64	70	272	\$27,690.00								
T39	Hunter Mahan	68	64	70	70	272	\$27,690.00								
T39	S.J. Park	68	68	65	71	272	\$27,690.00								
T39	Vijay Singh	70	67	66	69	272	\$27,690.00								
T39	Richard Sterne	71	65	70	66	272	\$27,690.00								
T46	Joe Affrunti	68	63	67	75	273	\$18,450.00								
T46	Greg Chalmers	69	69	68	67	273	\$18,450.00								

LEADERS BY ROUND

After 18 holes: 62 - Steven Bowditch

After 36 holes: 133 - Steven Bowditch

After 54 holes: 197 - Steven Bowditch

## LEADERS BY ROUND

**After 18 holes: 62 - Steven Bowditch**

**After 36 holes: 133 - Steven Bowditch**

**After 54 holes: 197- Steven Bowditch**



## 2014 Results

**Champion:** Brendon Todd

**Score:** 68-64-68-66 – 266

**Purse:** \$6,900,000

**Champion's Share:** \$1,242,000

With the lead in sight the entire tournament, Todd finally took over by two strokes when he birdied the tenth hole in the final round of the HP Byron Nelson Championship. Maintaining the lead throughout the next eight holes proved to be a bit of a challenge, but Todd hung in there and claimed his first PGA TOUR title with a two-stroke lead over Mike Weir. Todd's win earned him a spot in the 2015 Masters and made him the fifth former University of Georgia player to win on the PGA TOUR (joining Bubba Watson, Harris English, Russell Henley and Chris Kirk).

## Complete Results

<b>1</b>	<b>Brendon Todd</b>	<b>68 64 68 66</b>	<b>266</b>	<b>\$1,242,000.00</b>	T45	Carl Pettersson	69 71 67 72	279	\$22,770.00
2	Mike Weir	68 66 67 67	268	\$745,200.00	T45	Michael Putnam	70 70 71 68	279	\$22,770.00
T3	Charles Howell III	68 66 69 67	270	\$400,200.00	T45	Rory Sabbatini	70 68 71 70	279	\$22,770.00
T3	Marc Leishman	66 68 68 68	270	\$400,200.00	T48	Jason Allred	68 70 70 72	280	\$17,326.60
T5	James Hahn	71 65 65 70	271	\$262,200.00	T48	Ricky Barnes	72 68 68 72	280	\$17,326.60
T5	Boo Weekley	67 68 68 68	271	\$262,200.00	T48	Kris Blanks	70 69 70 71	280	\$17,326.60
T7	Graham Delaet	68 66 68 70	272	\$207,862.50	T48	Chad Campbell	69 72 70 69	280	\$17,326.60
T7	Dustin Johnson	69 69 68 66	272	\$207,862.50	T48	Jason Dufner	70 70 69 71	280	\$17,326.60
T7	Matt Kuchar	69 67 68 68	272	\$207,862.50	T48	Bryce Molder	71 70 71 68	280	\$17,326.60
T7	Gary Woodland	68 67 66 71	272	\$207,862.50	T48	Sean O'Hair	69 72 71 68	280	\$17,326.60
T11	Charlie Beljan	72 65 70 67	274	\$146,280.00	T48	David Toms	71 68 72 69	280	\$17,326.60
T11	Louis Oosthuizen	68 68 64 74	274	\$146,280.00	T48	Lee Williams	67 71 68 74	280	\$17,326.60
T11	Charl Schwartzel	73 67 67 67	274	\$146,280.00	T57	Ken Duke	70 69 72 70	281	\$15,663.00
T11	John Senden	70 70 68 66	274	\$146,280.00	T57	Brian Gay	71 67 72 71	281	\$15,663.00
T11	Shawn Stefani	74 66 67 67	274	\$146,280.00	T59	Angel Cabrera	73 67 68 74	282	\$15,180.00
T16	Paul Casey	71 63 73 68	275	\$100,050.00	T59	Brian Davis	70 71 70 71	282	\$15,180.00
T16	Morgan Hoffmann	68 66 68 73	275	\$100,050.00	T59	Martin Flores	70 71 69 72	282	\$15,180.00
T16	John Huh	67 71 66 71	275	\$100,050.00	T59	Brad Fritsch	72 69 71 70	282	\$15,180.00
T16	Billy Hurley III	70 69 68 68	275	\$100,050.00	T59	J.J. Henry	70 71 68 73	282	\$15,180.00
T16	Kevin Kisner	69 70 70 66	275	\$100,050.00	T64	James Driscoll	70 71 66 76	283	\$14,559.00
T16	Tyrone Van Aswegen	67 68 72 68	275	\$100,050.00	T64	Jamie Lovemark	73 67 71 72	283	\$14,559.00
T22	Greg Chalmers	71 67 65 73	276	\$64,055.00	T64	Rod Pamplung	68 72 71 72	283	\$14,559.00
T22	Padraig Harrington	68 68 66 74	276	\$64,055.00	T64	Chris Thompson	69 69 72 73	283	\$14,559.00
T22	Tim Herron	68 66 74 68	276	\$64,055.00	T68	Jim Renner	69 71 71 73	284	\$14,145.00
T22	Ryan Palmer	67 68 71 70	276	\$64,055.00	T68	Josh Teater	71 69 68 76	284	\$14,145.00
T22	Andres Romero	71 66 69 70	276	\$64,055.00	70	Luke Guthrie	69 72 71 73	285	\$13,938.00
T22	Scottie Scheffler	71 68 69 68	276	\$64,055.00	T71	Patrick Cantlay	70 69 71 76	286	\$13,731.00
T22	Tim Wilkinson	66 71 71 68	276	\$64,055.00	T71	Alex Prugh	67 71 72 76	286	\$13,731.00
T29	Aaron Baddeley	68 70 67 72	277	\$43,944.30	73	Jim Herman	70 68 74 76	288	\$13,524.00
T29	Keegan Bradley	70 68 68 71	277	\$43,944.30	74	Steve Marino	70 69 71 79	289	\$13,386.00
T29	Brendon de Jonge	73 68 67 69	277	\$43,944.30	T75	Daniel Chopra	70 68 75 0	213	\$13,110.00
T29	Brice Garnett	69 70 68 70	277	\$43,944.30	T75	Kevin Foley	70 71 72 0	213	\$13,110.00
T29	Robert Garrigus	74 64 68 71	277	\$43,944.30	T75	Ryo Ishikawa	73 68 72 0	213	\$13,110.00
T29	Brian Harman	72 69 71 65	277	\$43,944.30	T78	Alex Cejka	67 70 77 0	214	\$12,696.00
T29	Martin Kaymer	67 67 71 72	277	\$43,944.30	T78	Jhonattan Vegas	70 71 73 0	214	\$12,696.00
T29	Charlie Wi	73 67 66 71	277	\$43,944.30	T78	Will Wilcox	72 68 74 0	214	\$12,696.00
T37	Robert Allenby	72 69 70 67	278	\$30,403.10	T81	Mark Anderson	73 68 74 0	215	\$12,282.00
T37	Ben Crane	68 70 73 67	278	\$30,403.10	T81	Eric Axley	68 73 74 0	215	\$12,282.00
T37	Scott Gardiner	70 69 67 72	278	\$30,403.10	T81	Johnson Wagner	73 68 74 0	215	\$12,282.00
T37	Retief Goosen	70 65 71 72	278	\$30,403.10	84	Kyle Stanley	74 66 76 0	216	\$12,006.00
T37	Peter Hanson	65 73 69 71	278	\$30,403.10					
T37	Vijay Singh	69 68 68 73	278	\$30,403.10					
T37	Jordan Spieth	70 67 73 68	278	\$30,403.10					
T37	Jimmy Walker	71 68 68 71	278	\$30,403.10					

## LEADERS BY ROUND

**After 18 holes:** 65 - Peter Hanson

**After 36 holes:** 132 - Brendon Todd

**After 54 holes:** 200 - Brendon Todd, Louis Oosthuizen



## 2013 Results

**Champion:** Sang-Moon Bae

**Score:** 66-66-66-69 – 267

**Purse:** \$6,700,000

**Champion's Share:** \$1,206,000

After entering the final round of the HP Byron Nelson Championship trailing Keegan Bradley by one stroke, Bae birdied four of his first seven holes and then survived a double-bogey on the par-4 ninth hole for a 1-under 69 and two-stroke victory over Bradley. Bae won in his first start at the event, becoming the third player in the last four years to win the tournament in their first start (Jason Day in 2010 and Bradley in 2011). Bae was the 11th player to make the HP Byron Nelson Championship his first TOUR victory and third in four years (Day and Bradley). The 11-time winner in Asia became the first Korean to win the HP Byron Nelson Championship.

## Complete Results

<b>1</b>	<b>Sang-Moon Bae</b>	<b>66 66 66 69 267</b>	<b>\$1,207,000.00</b>	T43	D.H. Lee	68 69 69 74 280	\$22,110.00
2	Keegan Bradley	60 69 68 72 269	\$723,600.00	T43	Justin Leonard	70 70 70 70 280	\$22,110.00
3	Charl Schwartzel	63 70 69 68 270	\$455,600.00	T43	Rory Sabbatini	69 71 68 72 280	\$22,110.00
4	Justin Bolli	69 69 68 65 271	\$321,600.00	T48	Stephen Ames	67 68 71 75 281	\$16,362.80
T5	Morgan Hoffmann	69 71 66 66 272	\$244,550.00	T48	Matt Bettencourt	73 64 72 72 281	\$16,362.80
T5	Martin Kaymer	68 67 69 68 272	\$244,550.00	T48	Padraig Harrington	70 70 71 70 281	\$16,362.80
T5	Scott Piercy	66 68 66 72 272	\$244,550.00	T48	Steve Marino	68 69 70 74 281	\$16,362.80
T8	Charley Hoffman	68 68 70 67 273	\$201,000.00	T48	William McGirt	68 69 69 75 281	\$16,362.80
T8	John Huh	69 64 69 71 273	\$201,000.00	T48	Joe Ogilvie	68 69 70 74 281	\$16,362.80
T10	Graham Delaet	67 67 70 70 274	\$174,200.00	T48	Camilo Villegas	65 70 71 75 281	\$16,362.80
T10	Ryo Ishikawa	71 68 68 67 274	\$174,200.00	T48	Duffy Waldorf	68 67 73 73 281	\$16,362.80
T12	Ricky Barnes	68 71 70 66 275	\$131,320.00	T48	Gary Woodland	69 65 68 79 281	\$16,362.80
T12	Angel Cabrera	65 69 70 71 275	\$131,320.00	T57	Stuart Appleby	69 70 68 75 282	\$14,807.00
T12	Tom Gillis	69 63 67 76 275	\$131,320.00	T57	Ben Crane	67 69 73 73 282	\$14,807.00
T12	Marc Leishman	66 70 69 70 275	\$131,320.00	T57	Henrik Norlander	71 67 70 74 282	\$14,807.00
T12	D.A. Points	69 68 67 71 275	\$131,320.00	T57	Cameron Percy	68 68 69 77 282	\$14,807.00
T17	Harris English	64 70 68 74 276	\$97,150.00	T57	Tag Ridings	68 70 71 73 282	\$14,807.00
T17	Charles Howell III	67 69 70 70 276	\$97,150.00	T57	Andrew Svoboda	69 70 70 73 282	\$14,807.00
T17	Freddie Jacobson	68 69 70 69 276	\$97,150.00	T63	Gary Christian	69 69 70 75 283	\$14,204.00
T17	Brendon Todd	69 68 72 67 276	\$97,150.00	T63	Scott Langley	71 69 70 73 283	\$14,204.00
T21	Jason Bohn	71 68 69 69 277	\$67,000.00	T63	David Mathis	70 67 73 73 283	\$14,204.00
T21	Justin Hicks	69 70 68 70 277	\$67,000.00	T66	John Daly	71 66 70 77 284	\$13,869.00
T21	Jerry Kelly	69 70 66 72 277	\$67,000.00	T66	Alexandre Rocha	67 68 75 74 284	\$13,869.00
T21	Colt Knost	68 70 71 68 277	\$67,000.00	T68	Zack Fischer	73 65 71 76 285	\$13,601.00
T21	Chez Reavie	69 67 71 70 277	\$67,000.00	T68	Jordan Spieth	69 68 73 75 285	\$13,601.00
T21	John Rollins	74 64 70 69 277	\$67,000.00	70	Seung-Yul Noh	68 71 72 78 289	\$13,400.00
T27	Will Claxton	66 73 69 70 278	\$46,565.00	T73	Chad Campbell	67 72 73 0 212	\$12,797.00
T27	Jason Day	72 68 66 72 278	\$46,565.00	T73	Jesper Parnevik	70 70 72 0 212	\$12,797.00
T27	Brian Harman	68 69 70 71 278	\$46,565.00	T73	Ted Purdy	70 70 72 0 212	\$12,797.00
T27	Ted Potter, Jr.	64 70 70 74 278	\$46,565.00	T73	Charlie Wi	73 67 72 0 212	\$12,797.00
T27	Wes Short, Jr.	68 71 71 68 278	\$46,565.00	T77	Brad Fritsch	69 71 73 0 213	\$12,328.00
T27	Jimmy Walker	68 68 70 72 278	\$46,565.00	T77	Pat Perez	70 69 74 0 213	\$12,328.00
T33	Erik Compton	72 63 72 72 279	\$32,495.00	T77	Brian Stuard	71 69 73 0 213	\$12,328.00
T33	James Driscoll	67 72 67 73 279	\$32,495.00	T80	Tim Herron	70 70 74 0 214	\$11,926.00
T33	Jason Dufner	70 70 67 72 279	\$32,495.00	T80	Greg Owen	70 70 74 0 214	\$11,926.00
T33	Nathan Green	67 68 68 76 279	\$32,495.00	T80	Vijay Singh	71 67 76 0 214	\$11,926.00
T33	Matt Kuchar	69 70 71 69 279	\$32,495.00	83	Patrick Reed	67 73 76 0 216	\$11,658.00
T33	Jeff Overton	68 70 70 71 279	\$32,495.00				
T33	Ryan Palmer	65 68 73 73 279	\$32,495.00				
T33	Kenny Perry	71 69 69 70 279	\$32,495.00				
T33	Marcel Siem	68 68 68 75 279	\$32,495.00				
T33	Mike Weir	68 68 73 70 279	\$32,495.00				
T43	Charlie Beljan	70 69 72 69 280	\$22,110.00				
T43	Martin Flores	67 68 71 74 280	\$22,110.00				

## LEADERS BY ROUND

**After 18 holes:** 60 - Keegan Bradley  
**After 36 holes:** 129 - Keegan Bradley  
**After 54 holes:** 197 - Keegan Bradley





## 2012 Results

**Champion:** Jason Dufner

**Score:** 67-66-69-67 - 269

**Purse:** \$6,500,000

**Champion's Share:** \$1,170,000

Just three weeks after his first professional win, Jason Dufner struck again at the HP Byron Nelson Championship, collecting 500 points and moving from No. 12 to No. 1 in the FedExCup point standings. Playing in the last group, Dufner drained a 25-foot, 5-inch birdie putt on the 72nd hole to defeat Dicky Pride by one stroke. Pride had just drained a 22-foot, 7-inch par putt on the 72nd hole on a similar line to finish 10-under. Dufner had the outright lead by one stroke after the second and third rounds.

## Complete Results

1	<b>Jason Dufner</b>	<b>67 66 69 67 269</b>	<b>\$1,170,000.00</b>	T41	Charles Howell III	68 73 68 72 281	\$22,132.50
2	Dicky Pride	66 68 69 67 270	\$702,000.00	T41	Richard H. Lee	68 72 74 67 281	\$22,132.50
T3	Jonas Blixt	68 70 67 66 271	\$312,000.00	T41	Chris Riley	67 74 73 67 281	\$22,132.50
T3	Joe Durant	70 71 65 65 271	\$312,000.00	T41	Duffy Waldorf	72 70 69 70 281	\$22,132.50
T3	J.J. Henry	68 68 67 68 271	\$312,000.00	T49	Ricky Barnes	67 71 74 70 282	\$15,748.50
T3	Marc Leishman	65 69 71 66 271	\$312,000.00	T49	Scott Brown	70 69 73 70 282	\$15,748.50
T7	Ken Duke	69 67 72 66 274	\$209,625.00	T49	Chris Couch	68 70 75 69 282	\$15,748.50
T7	Phil Mickelson	70 69 69 66 274	\$209,625.00	T49	Mathew Goggin	69 71 73 69 282	\$15,748.50
T9	Jason Bohn	70 70 67 68 275	\$156,000.00	T49	Nathan Green	68 71 70 73 282	\$15,748.50
T9	Jason Day	68 68 67 72 275	\$156,000.00	T49	Brandt Jobe	70 69 71 72 282	\$15,748.50
T9	Robert Garrigus	71 70 68 66 275	\$156,000.00	T49	Bill Lunde	66 75 69 72 282	\$15,748.50
T9	Ryan Palmer	64 70 72 69 275	\$156,000.00	T56	Blake Adams	66 71 75 71 283	\$14,430.00
T9	Pat Perez	67 67 72 69 275	\$156,000.00	T56	Arjun Atwal	72 69 73 69 283	\$14,430.00
T9	Vijay Singh	68 70 66 71 275	\$156,000.00	T56	Greg Chalmers	70 71 70 72 283	\$14,430.00
T15	Padraig Harrington	68 69 70 69 276	\$107,250.00	T56	Brian Davis	73 65 73 72 283	\$14,430.00
T15	Matt Kuchar	66 68 72 70 276	\$107,250.00	T56	Brian Gay	71 71 71 70 283	\$14,430.00
T15	David Mathis	68 71 70 67 276	\$107,250.00	T56	Hunter Haas	69 73 69 72 283	\$14,430.00
T15	Scott Piercy	66 70 70 70 276	\$107,250.00	T56	Kyle Reifers	70 72 71 70 283	\$14,430.00
T19	Rich Beem	68 70 68 71 277	\$78,780.00	T63	Shane Bertsch	70 70 68 76 284	\$13,715.00
T19	James Driscoll	67 71 70 69 277	\$78,780.00	T63	J.J. Killeen	70 72 72 70 284	\$13,715.00
T19	Andres Gonzales	66 72 69 70 277	\$78,780.00	T63	D.J. Trahan	72 68 71 73 284	\$13,715.00
T19	Danny Lee	71 71 68 67 277	\$78,780.00	T63	Boo Weekley	69 68 73 74 284	\$13,715.00
T19	D.A. Points	68 69 72 68 277	\$78,780.00	67	Ryuji Imada	67 68 79 71 285	\$13,390.00
T24	Keegan Bradley	67 68 71 72 278	\$53,950.00	68	Nick O'Hern	70 71 71 74 286	\$13,260.00
T24	Chad Campbell	68 66 73 71 278	\$53,950.00	T69	Gavin Coles	71 69 71 76 287	\$13,000.00
T24	John Mallinger	70 70 69 69 278	\$53,950.00	T69	Seung-Yul Noh	73 69 70 75 287	\$13,000.00
T24	John Rollins	71 67 71 69 278	\$53,950.00	T69	Jhonattan Vegas	67 74 73 73 287	\$13,000.00
T24	Gary Woodland	68 70 74 66 278	\$53,950.00	T72	Harrison Frazar	68 70 77 0 215	\$12,675.00
T29	Roberto Castro	74 67 68 70 279	\$40,439.20	T72	Robert Gamez	74 68 73 0 215	\$12,675.00
T29	Alex Cejka	65 73 76 65 279	\$40,439.20	T74	Bobby Gates	71 70 75 0 216	\$12,415.00
T29	Todd Hamilton	70 70 71 68 279	\$40,439.20	T74	Alexandre Rocha	69 72 75 0 216	\$12,415.00
T29	Derek Lamely	69 70 71 69 279	\$40,439.20	T76	Rocco Mediate	70 71 76 0 217	\$12,155.00
T29	Greg Owen	67 71 70 71 279	\$40,439.20	T76	Tim Petrovic	67 74 76 0 217	\$12,155.00
T29	Andres Romero	72 67 70 70 279	\$40,439.20	78	Jerry Kelly	68 71 79 0 218	\$11,960.00
T29	Jimmy Walker	70 68 69 72 279	\$40,439.20	79	Stephen Gangluff	71 71 78 0 220	\$11,830.00
T36	Erik Compton	70 71 71 68 280	\$30,615.00				
T36	Tim Herron	70 72 67 71 280	\$30,615.00				
T36	Kevin Kisner	67 74 71 68 280	\$30,615.00				
T36	Billy Mayfair	69 68 71 72 280	\$30,615.00				
T36	John Merrick	71 70 69 70 280	\$30,615.00				
T41	Graham Delaet	71 68 69 73 281	\$22,132.50				
T41	Ernie Els	70 69 70 72 281	\$22,132.50				
T41	Bob Estes	73 68 65 75 281	\$22,132.50				
T41	Charley Hoffman	66 69 74 72 281	\$22,132.50				

## LEADERS BY ROUND

**After 18 holes:** 64 - Ryan Palmer

**After 36 holes:** 133 - Jason Dufner

**After 54 holes:** 202 - Jason Dufner

# Year-by-Year Results



## 2011 Results

**Champion:** Keegan Bradley

**Score:** 66-71-72-68 – 277

**Purse:** \$6,500,000

**Champion's Share:** \$1,170,000

Keegan Bradley entered the final round of the HP Byron Nelson Championship four strokes behind tournament-leader Ryan Palmer, but posted a 2-under 68 Sunday to finish regulation tied with Palmer at 3-under 277. Went on to defeat Palmer on the first playoff hole with a par-4 on the 18th hole, becoming the third member of the 2010 Nationwide Tour graduating class to win in 2011. Winning score of 3-under 277 was the highest in relation to par at the event since Bruce Lietzke's 1-over par score in 1981 and the highest on TOUR in a non-major since David Duval's 3-under winning score at the 1999 PLAYERS Championship. With the victory, Bradley became the TOUR's youngest winner in 2011 and the sixth first-time winner of the season and fourth rookie winner. He moved to No. 20 in the FedExCup standings. For his victory, his caddie (Steven Hale) won a new Cadillac.

## Complete Results

1	Keegan Bradley	66 71 72 68	\$1,170,000.00	T40	Vaughn Taylor	67 73 70 77	\$26,650.00
2	Ryan Palmer	65 67 73 72	\$702,000.00	T45	Greg Chalmers	73 70 75 70	\$20,800.00
T3	Ryuji Imada	69 68 70 71	\$377,000.00	T45	Scott Gordon	70 71 72 75	\$20,800.00
T3	Joe Ogilvie	66 70 72 70	\$377,000.00	T45	Garth Mulroy	67 74 73 74	\$20,800.00
5	Jason Day	72 71 69 67	\$260,000.00	T45	Chris Riley	66 71 73 78	\$20,800.00
T6	Matt Kuchar	69 71 68 72	\$225,875.00	T49	Michael Bradley	68 73 73 75	\$16,336.60
T6	John Rollins	68 70 71 71	\$225,875.00	T49	Robert Gamez	68 72 74 75	\$16,336.60
T8	Arjun Atwal	68 72 67 74	\$169,000.00	T49	Tim Herron	68 75 74 72	\$16,336.60
T8	James Driscoll	70 71 74 66	\$169,000.00	T49	Scott McCarron	69 73 76 71	\$16,336.60
T8	Jason Dufner	70 70 72 69	\$169,000.00	T49	Fran Quinn	69 70 73 77	\$16,336.60
T8	Jeff Overton	64 74 71 72	\$169,000.00	T49	Gary Woodland	69 71 68 81	\$16,336.60
T8	Rod Pampling	70 68 71 72	\$169,000.00	T55	Michael Connell	71 70 74 75	\$14,820.00
T8	Nick Watney	68 68 73 72	\$169,000.00	T55	Martin Piller	68 72 75 75	\$14,820.00
T14	Chad Collins	67 69 75 71	\$107,250.00	T55	Ted Purdy	68 71 76 75	\$14,820.00
T14	Steve Flesch	70 69 71 72	\$107,250.00	T55	Paul Stankowski	69 70 80 71	\$14,820.00
T14	Harrison Frazar	71 72 71 68	\$107,250.00	T55	Kyle Stanley	70 70 73 77	\$14,820.00
T14	Brian Gay	71 72 69 70	\$107,250.00	T60	Rich Beem	73 70 75 73	\$14,300.00
T14	Hunter Haas	70 72 69 71	\$107,250.00	T60	Steven Bowditch	75 65 80 71	\$14,300.00
T14	Justin Hicks	70 69 76 67	\$107,250.00	T60	D.J. Trahan	72 70 77 72	\$14,300.00
T20	Sergio Garcia	66 66 74 77	\$70,416.60	T63	Ben Crane	71 71 74 76	\$13,780.00
T20	Robert Garrigus	70 69 75 69	\$70,416.60	T63	Kevin Kisner	72 69 75 76	\$13,780.00
T20	Charles Howell III	71 70 72 70	\$70,416.60	T63	Zack Miller	67 74 73 78	\$13,780.00
T20	Brandt Jobe	67 72 72 72	\$70,416.60	T63	Alex Prugh	71 72 72 77	\$13,780.00
T20	Dustin Johnson	66 75 69 73	\$70,416.60	T63	Jeff Quinney	66 75 72 79	\$13,780.00
T20	Tim Petrovic	69 66 74 74	\$70,416.60	T68	Anthony Kim	72 71 76 74	\$13,260.00
26	Scott Piercy	66 69 74 75	\$52,000.00	T68	Alexandre Rocha	71 70 78 74	\$13,260.00
T27	J.J. Henry	69 72 72 72	\$46,150.00	T68	Josh Teater	66 71 76 80	\$13,260.00
T27	Fredrik Jacobson	70 73 70 72	\$46,150.00	71	Cameron Percy	71 72 75 77	\$13,000.00
T27	Jerry Kelly	67 71 75 72	\$46,150.00	72	Tag Ridings	70 73 81 74	\$12,870.00
T27	Billy Mayfair	72 70 74 69	\$46,150.00	73	Tommy Gainey	72 71 76 80	\$12,740.00
T27	Vijay Singh	68 73 69 75	\$46,150.00	74	Tom Gillis	69 72 80 80	\$12,610.00
T32	Ricky Barnes	67 72 75 72	\$35,192.80				
T32	Chris Dimarco	70 67 75 74	\$35,192.80				
T32	William McGirt	69 71 74 72	\$35,192.80				
T32	George McNeill	69 74 73 70	\$35,192.80				
T32	Michael Putnam	67 72 75 72	\$35,192.80				
T32	Jordan Spieth (a)	69 68 72 77	\$0.00				
T32	Will Strickler	66 76 76 68	\$35,192.80				
T32	Brett Wetterich	69 69 72 76	\$35,192.80				
T40	Chad Campbell	69 74 71 73	\$26,650.00				
T40	K.J. Choi	71 71 74 71	\$26,650.00				
T40	Carl Pettersson	70 69 76 72	\$26,650.00				
T40	D.A. Points	68 75 71 73	\$26,650.00				

## LEADERS BY ROUND

**After 18 holes:** 64 - Jeff Overton

**After 36 holes:** 132 - Sergio Garcia, Ryan Palmer

**After 54 holes:** 205 - Ryan Palmer





## 2010 Results

**Champion:** Jason Day

**Score:** 66-65-67-72 – 270

**Purse:** \$6,500,000

**Champion's Share:** \$1,170,000

Jason Day nearly withdrew Thursday morning because he felt ill due to medication for a lingering sinus infection, but finished with a final-round 72 to win at age 22. But he thought he might have blown it when, holding a one-stroke lead, his approach to the final hole went into the water (for the third time on the week on that hole). He got a reprieve when playing partner Blake Adams — who said he didn't see where Day's ball went — knocked his ball into the water, too. Day salvaged a bogey to finish at 10-under 270, while Adams took a double bogey and dropped into a tie for second at 8-under with Brian Gay and Jeff Overton.

## Complete Results

<b>1</b>	<b>Jason Day</b>	<b>66 65 67 72-270</b>	<b>\$1,170,000.00</b>	T43	James Nitties	68 69 71 73 - 281	\$23,400.00
T2	Blake Adams	66 64 70 72 - 272	\$485,333.30	T43	Rory Sabbatini	68 67 73 73 - 281	\$23,400.00
T2	Brian Gay	72 68 69 63 - 272	\$485,333.30	T43	Chris Smith	69 70 70 72 - 281	\$23,400.00
T2	Jeff Overton	67 65 69 71 - 272	\$485,333.30	47	Greg Owen	67 70 73 72 - 282	\$20,150.00
T5	Cameron Beckman	69 61 75 68 - 273	\$247,000.00	T48	Jerod Turner	70 70 75 68 - 283	\$18,330.00
T5	Scott Verplank	70 65 71 67 - 273	\$247,000.00	T48	Matt Weibring	71 68 67 77 - 283	\$18,330.00
T7	Arjun Atwal	69 71 64 70 - 274	\$189,150.00	T50	Yuta Ikeda	73 64 74 73 - 284	\$16,423.30
T7	Ben Crane	70 64 74 66 - 274	\$189,150.00	T50	Hunter Mahan	66 72 71 75 - 284	\$16,423.30
T7	Dustin Johnson	67 68 72 67 - 274	\$189,150.00	T50	Kevin Streelman	71 68 73 72 - 284	\$16,423.30
T7	Tom Pernice, Jr	69 68 66 71 - 274	\$189,150.00	T53	Brent Delahoussaye	69 71 74 71 - 285	\$15,080.00
T7	D.A. Points	68 66 70 70 - 274	\$189,150.00	T53	Mathew Goggin	70 66 81 68 - 285	\$15,080.00
T12	Marc Leishman	67 67 72 69 - 275	\$131,625.00	T53	Martin Laird	72 67 74 72 - 285	\$15,080.00
T12	Sean O'Hair	70 65 69 71 - 275	\$131,625.00	T53	Parker McLachlin	67 70 74 74 - 285	\$15,080.00
T12	Heath Slocum	69 70 65 71 - 275	\$131,625.00	T53	Rod Pampling	69 68 75 73 - 285	\$15,080.00
T12	Johnson Wagner	70 69 67 69 - 275	\$131,625.00	T53	Jimmy Walker	71 69 73 72 - 285	\$15,080.00
T16	Alex Cejka	72 66 68 70 - 276	\$94,250.00	T59	James Driscoll	69 70 75 72 - 286	\$14,495.00
T16	Steve Elkington	66 66 73 71 - 276	\$94,250.00	T59	Alex Prugh	67 69 78 72 - 286	\$14,495.00
T16	Harrison Frazar	70 67 71 68 - 276	\$94,250.00	T61	Tim Herron	72 68 73 74 - 287	\$14,235.00
T16	Kenny Perry	70 67 66 73 - 276	\$94,250.00	T61	Paul Stankowski	70 70 71 76 - 287	\$14,235.00
T16	Chris Riley	71 64 73 68 - 276	\$94,250.00	T63	Nathan Green	67 70 76 75 - 288	\$13,845.00
T16	Jordan Spieth (a)	68 69 67 72 - 276	\$0.00	T63	Garth Mulroy	69 69 74 76 - 288	\$13,845.00
T16	Jay Williamson	67 67 72 70 - 276	\$94,250.00	T63	Chez Reavie	74 64 74 76 - 288	\$13,845.00
T23	Stewart Cink	70 68 71 68 - 277	\$67,600.00	T63	Jason Schultz	69 68 82 69 - 288	\$13,845.00
T23	Corey Pavin	68 67 69 73 - 277	\$67,600.00	T67	Ryuji Imada	70 69 75 75 - 289	\$13,455.00
T23	Michael Sim	66 72 70 69 - 277	\$67,600.00	T67	Lee Janzen	71 69 77 72 - 289	\$13,455.00
T26	Briny Baird	68 71 71 68 - 278	\$49,616.60	69	John Merrick	70 70 73 77 - 290	\$13,260.00
T26	Robert Garrigus	69 65 73 71 - 278	\$49,616.60	T70	Josh Teater	70 70 79 74 - 293	\$13,065.00
T26	Mark Hensby	68 71 64 75 - 278	\$49,616.60	T70	Vance Veazey	71 68 77 77 - 293	\$13,065.00
T26	Justin Leonard	72 67 68 71 - 278	\$49,616.60				
T26	Jarrold Lyle	66 70 71 71 - 278	\$49,616.60				
T26	Shaun Micheel	68 66 72 72 - 278	\$49,616.60				
T32	Jeff Gove	70 67 74 68 - 279	\$35,316.60				
T32	J.J. Henry	69 69 70 71 - 279	\$35,316.60				
T32	Brandt Jobe	68 69 72 70 - 279	\$35,316.60				
T32	Spencer Levin	71 67 70 71 - 279	\$35,316.60				
T32	Pat Perez	71 66 75 67 - 279	\$35,316.60				
T32	Jeev Milkha Singh	72 67 68 72 - 279	\$35,316.60				
T32	Brett Wetterich	70 70 67 72 - 279	\$35,316.60				
T32	Gary Woodland	71 69 65 74 - 279	\$35,316.60				
T32	Y.E. Yang	70 69 69 71 - 279	\$35,316.60				
T41	Joe Durant	66 69 74 71 - 280	\$27,300.00				
T41	Bryce Molder	71 68 74 67 - 280	\$27,300.00				
T43	J.B. Holmes	73 67 71 70 - 281	\$23,400.00				

## LEADERS BY ROUND

**After 18 holes:** 66 - Jason Day

**After 36 holes:** 130 - Blake Adams, Cameron Beckman

**After 54 holes:** 198 - Jason Day





## 2009 Results

**Champion:** Rory Sabbatini

**Score:** 68-64-65-64 – 261

**Purse:** \$6,500,000

**Champion's Share:** \$1,170,000

Rory Sabbatini won the tournament by two strokes over Brian Davis with a tournament record 19-under 261 for his first victory since the 2007 Crowne Plaza Invitational at Colonial, a stretch of 44 starts. He became the 14th player to win both the AT&T Byron Nelson and Colonial during a career. His 64 was the lowest final-round score by a winner at the tournament since Peter Thomson's 63 in 1956. Sabbatini also set a new record for the lowest total score at the tournament with a 261.

## Complete Results

<b>1</b>	<b>Rory Sabbatini</b>	<b>68 64 65 64 - 261</b>	<b>\$1,170,000.00</b>	T39	John Rollins	72 66 68 69 - 275	\$26,000.00
2	Brian Davis	68 65 66 64 - 263	\$702,000.00	T45	Ben Crane	71 68 71 66 - 276	\$18,218.50
3	D.A. Points	68 66 65 65 - 264	\$442,000.00	T45	Chris Dimarco	67 69 72 68 - 276	\$18,218.50
T4	Dustin Johnson	68 65 66 66 - 265	\$286,000.00	T45	Harrison Frazar	73 66 71 66 - 276	\$18,218.50
T4	Scott McCarron	66 69 68 62 - 265	\$286,000.00	T45	Nathan Green	70 69 66 71 - 276	\$18,218.50
6	John Mallinger	67 65 65 70 - 267	\$234,000.00	T45	Charles Howell III	66 69 68 73 - 276	\$18,218.50
7	John Senden	71 68 65 64 - 268	\$217,750.00	T45	Jeff Klauk	72 66 69 69 - 276	\$18,218.50
T8	Briny Baird	69 64 67 69 - 269	\$182,000.00	T45	Hunter Mahan	71 68 67 70 - 276	\$18,218.50
T8	Fred Couples	69 66 67 67 - 269	\$182,000.00	T52	Brian Bateman	69 70 66 72 - 277	\$14,933.70
T8	Marc Leishman	68 70 63 68 - 269	\$182,000.00	T52	Mark Calcavecchia	68 70 75 64 - 277	\$14,933.70
T8	Jeff Maggert	71 66 65 67 - 269	\$182,000.00	T52	Colt Knost	67 72 67 71 - 277	\$14,933.70
12	James Nitties	65 68 68 69 - 270	\$149,500.00	T52	Davis Love III	73 64 69 71 - 277	\$14,933.70
T13	Glen Day	69 66 65 71 - 271	\$125,666.60	T52	Troy Matteson	68 69 71 69 - 277	\$14,933.70
T13	Danny Lee	69 67 69 66 - 271	\$125,666.60	T52	Nicholas Thompson	73 66 64 74 - 277	\$14,933.70
T13	Kevin Streelman	67 69 64 71 - 271	\$125,666.60	T52	Matt Weibring	67 69 71 70 - 277	\$14,933.70
T16	Greg Chalmers	68 69 69 66 - 272	\$91,185.70	T52	Jay Williamson	68 71 71 67 - 277	\$14,933.70
T16	Robert Garrigus	70 66 69 67 - 272	\$91,185.70	T60	Ricky Barnes	69 70 69 70 - 278	\$14,040.00
T16	Justin Leonard	75 63 66 68 - 272	\$91,185.70	T60	odd Hamilton	71 67 71 69 - 278	\$14,040.00
T16	Steve Marino	69 69 66 68 - 272	\$91,185.70	T60	J.J. Henry	71 68 66 73 - 278	\$14,040.00
T16	George McNeill	69 67 66 70 - 272	\$91,185.70	T60	Cliff Kresge	70 69 74 65 - 278	\$14,040.00
T16	Vijay Singh	70 67 69 66 - 272	\$91,185.70	T60	Y.E. Yang	69 67 69 73 - 278	\$14,040.00
T16	Mike Weir	66 71 66 69 - 272	\$91,185.70	T65	Robert Allenby	67 67 70 75 - 279	\$13,455.00
T23	Tommy Armour III	67 71 68 67 - 273	\$48,777.00	T65	Notah Begay III	73 65 70 71 - 279	\$13,455.00
T23	Alex Cejka	69 69 67 68 - 273	\$48,777.00	T65	Bob Heintz	68 70 73 68 - 279	\$13,455.00
T23	Ken Duke	65 69 71 68 - 273	\$48,777.00	T65	Jesper Parnevik	67 68 69 75 - 279	\$13,455.00
T23	Charley Hoffman	71 66 65 71 - 273	\$48,777.00	T69	David Berganio Jr	72 65 72 71 - 280	\$13,000.00
T23	Michael Letzig	68 68 67 70 - 273	\$48,777.00	T69	Jonathan Byrd	68 70 66 76 - 280	\$13,000.00
T23	Bryce Molder	68 68 66 71 - 273	\$48,777.00	T69	Kent Jones	67 70 74 69 - 280	\$13,000.00
T23	Rod Pampling	72 67 69 65 - 273	\$48,777.00	72	Shaun Micheel	72 67 70 72 - 281	\$12,740.00
T23	Ted Purdy	74 65 66 68 - 273	\$48,777.00	73	Aaron Watkins	67 71 69 76 - 283	\$12,610.00
T23	Chris Riley	71 68 68 66 - 273	\$48,777.00	74	James Oh	71 68 74 74 - 287	\$12,480.00
T23	Jimmy Walker	71 68 69 65 - 273	\$48,777.00				
T23	Charlie Wi	73 66 64 70 - 273	\$48,777.00				
T23	Tim Wilkinson	69 67 70 67 - 273	\$48,777.00				
T35	James Driscoll	67 66 69 72 - 274	\$32,743.70				
T35	Steve Flesch	70 69 69 66 - 274	\$32,743.70				
T35	Joe Ogilvie	69 70 68 67 - 274	\$32,743.70				
T35	Greg Owen	68 71 68 67 - 274	\$32,743.70				
T39	Brad Adamonis	66 70 69 70 - 275	\$26,000.00				
T39	Kris Blanks	68 71 66 70 - 275	\$26,000.00				
T39	Matt Kuchar	70 69 68 68 - 275	\$26,000.00				
T39	Martin Laird	72 67 68 68 - 275	\$26,000.00				
T39	David Mathis	72 67 67 69 - 275	\$26,000.00				

## LEADERS BY ROUND

**After 18 holes:** 65 - Ken Duke, James Nitties

**After 36 holes:** 132 - John Mallinger, Rory Sabbatini

**After 54 holes:** 197 - John Mallinger, Rory Sabbatini



## 2008 Results

**Champion:** Adam Scott

**Score:** 68-67-67-71 – 273

**Purse:** \$6,400,000

**Champion's Share:** \$1,152,000

Adam Scott captured his sixth title on the PGA TOUR when he birdied the third playoff hole from 48 feet

to edge Ryan Moore in the 16th playoff at the Byron Championship. He became the third Australian to win the tournament, joining Bruce Devlin (1969) and Peter Thomson (1956). Scott's victory propelled him into the top-10 on the PGA TOUR money list and made him the seventh player in his 20s to win on the PGA TOUR in 2008.

## Complete Results

1	Adam Scott	8-67-67-71 - 273	\$1,152,000.00	\$22,400.00			
2	Ryan Moore	67-70-68-68 - 273	\$691,200.00	T47	Craig Kanada	69-74-67-76 - 286	\$17,578.60
3	Bart Bryant	72-66-67-72 - 277	\$435,200.00	T47	Cliff Kresge	69-72-71-74 - 286	\$17,578.60
T4	Mark Hensby	69-67-73-69 - 278	\$264,533.30	T47	John Rollins	74-69-68-75 - 286	\$17,578.60
T4	Carl Pettersson	74-68-67-69 - 278	\$264,533.30	T50	Tommy Armour III	69-70-74-74 - 287	\$15,213.70
T4	Nicholas Thompson	69-72-70-67 - 278	\$264,533.30	T50	Stuart Deane	70-69-72-76 - 287	\$15,213.70
T7	Brian Gay	72-67-68-72 - 279	\$179,733.30	T50	Kenny Perry	72-67-69-79 - 287	\$15,213.70
T7	Dudley Hart	70-70-66-73 - 279	\$179,733.30	T50	George McNeill	72-70-71-74 - 287	\$15,213.70
T7	Charley Hoffman	69-68-68-74 - 279	\$179,733.30	T50	Kevin Na	71-67-73-76 - 287	\$15,213.70
T7	Kevin Sutherland	68-70-67-74 - 279	\$179,733.30	T50	Tom Pernice Jr	71-71-70-75 - 287	\$15,213.70
T7	Roland Thatcher	69-68-72-70 - 279	\$179,733.30	T50	Y.E. Yang	70-70-71-76 - 287	\$15,213.70
T7	Charlie Wi	71-70-70-68 - 279	\$179,733.30	T57	Chad Collins	73-67-74-74 - 288	\$14,272.00
T13	Eric Axley	67-74-68-71 - 279	\$113,066.60	T57	J.J. Henry	72-71-69-76 - 288	\$14,272.00
T13	Briny Baird	68-72-70-70 - 280	\$113,066.60	T57	Brett Quigley	72-71-72-73 - 288	\$14,272.00
T13	Jeff Gove	69-71-70-70 - 280	\$113,066.60	T57	Michael Sim	70-71-71-76 - 288	\$14,272.00
T13	Frank Lickliter II	73-65-72-70 - 280	\$113,066.60	T61	Patrick Sheehan	74-68-72-75 - 289	\$13,888.00
T13	Scott McCarron	70-66-73-71 - 280	\$113,066.60	T61	Scott Verplank	72-69-73-75 - 289	\$13,888.00
T13	Jesper Parnevik	68-70-68-74 - 280	\$113,066.60	T63	Dustin Johnson	68-73-73-76 - 290	\$13,568.00
T19	Shane Bertsch	74-66-70-71 - 281	\$69,600.00	T63	Martin Laird	74-69-72-75 - 290	\$13,568.00
T19	Luke Donald	72-68-68-73 - 281	\$69,600.00	T63	Jon Mills	73-68-77-72 - 290	\$13,568.00
T19	Nick Flanagan	71-69-72-69 - 281	\$69,600.00	T66	Todd Hamilton	71-68-74-78 - 291	\$13,248.00
T19	Sergio Garcia	71-70-65-75 - 281	\$69,600.00	T66	Stephen Leaney	71-72-75-73 - 291	\$13,248.00
T19	Mathew Goggin	67-69-72-73 - 281	\$69,600.00	T68	Olin Browne	72-71-71-78 - 292	\$12,864.00
T19	Tim Herron	74-69-67-71 - 281	\$69,600.00	T68	Alejandro Canizares	69-73-74-76 - 292	\$12,864.00
T19	Anthony Kim	73-70-68-70 - 281	\$69,600.00	T68	Joe Durant	70-71-75-76 - 292	\$12,864.00
T19	Justin Leonard	71-66-74-70 - 281	\$69,600.00	T68	Nathan Green	72-71-74-75 - 292	\$12,864.00
T27	Michael Bradley	69-72-70-71 - 282	\$46,400.00	72	Shigeki Maruyama	70-73-73-77 - 293	\$12,544.00
T27	Shaun Micheel	68-74-72-68 - 282	\$46,400.00	73	Joe Ogilvie	70-69-79-76 - 294	\$12,416.00
T27	John Senden	73-68-71-70 - 282	\$46,400.00	74	Omar Uresti	73-70-73-79 - 295	\$12,288.00
T27	Johnson Wagner	69-73-70-70 - 282	\$46,400.00	75	Paul Stankowski	71-71-75-80 - 297	\$12,160.00
T31	Richard Johnson	72-71-75-65 - 283	\$38,800.00	76	Brad Elder	71-72-79-77 - 299	\$12,032.00
T31	John Mallinger	73-66-71-73 - 283	\$38,800.00				
T31	Jeff Quinney	71-72-68-72 - 283	\$38,800.00				
T31	Nick Watney	75-68-68-72 - 283	\$38,800.00				
T35	Ken Duke	70-70-68-76 - 284	\$30,217.10				
T35	Jeff Overton	72-68-76-68 - 284	\$30,217.10				
T35	Corey Pavin	72-70-68-74 - 284	\$30,217.10				
T35	Bo Van Pelt	73-70-72-69 - 284	\$30,217.10				
T35	Ian Poulter	68-73-71-72 - 284	\$30,217.10				
T35	Ted Purdy	72-69-70-73 - 284	\$30,217.10				
T35	Jimmy Walker	75-66-69-74 - 284	\$30,217.10				
T42	Matt Kuchar	71-71-70-73 - 285	\$22,400.00				
T42	Hunter Mahan	71-68-72-74 - 285	\$22,400.00				
T42	Steve Marino	73-68-70-74 - 285	\$22,400.00				
T42	Billy Mayfair	71-71-69-74 - 285	\$22,400.00				
T42	Parker McLachlin	68-69-74-74 - 285	\$22,400.00				

LEADERS BY ROUND

After 18 holes: 67 - Ryan Moore, Matthew Goggin, Eric Axley

After 36 holes: 135 - Adam Scott

After 54 holes: 202 - Adam Scott

## LEADERS BY ROUND

**After 18 holes:** 67 - Ryan Moore, Matthew Goggin, Eric Axley

**After 36 holes:** 135 - Adam Scott

**After 54 holes:** 202 - Adam Scott



## 2007 Results

**Champion:** Scott Verplank

**Score:** 67-68-66-66 – 267

**Purse:** \$6,300,000

**Champion's Share:** \$1,134,000

Scott Verplank won his first PGA TOUR event since 2001 at the Byron Nelson Championship. The win for the Dallas resident was especially memorable, as he had strong ties to tournament namesake Byron Nelson, who passed away in 2006. Verplank overcame a three-shot deficit to Luke Donald in the final round of the Championship. He fired four rounds in the 60's en route to the one stroke victory over Donald. Verplank finished 14th in final FedExCup standings on the strength of the win and eight other

## Complete Results

<b>1</b>	<b>Scott Verplank</b>	<b>67-68-66-66 - 267</b>	<b>\$1,134,000.00</b>	T44	Gavin Coles	70-69-71-69 - 279	\$18,594.00
2	Luke Donald	67-66-67-68 - 268	\$680,400.00	T44	Steve Elkington	70-70-70-69 - 279	\$18,594.00
T3	Jerry Kelly	69-70-67-64 - 270	\$302,400.00	T44	Jason Gore	71-66-73-69 - 279	\$18,594.00
T3	Phil Mickelson	69-70-66-65 - 270	\$302,400.00	T44	Anders Hansen	66-73-69-71 - 279	\$18,594.00
T3	Ian Poulter	70-69-65-66 - 270	\$302,400.00	T44	Dudley Hart	71-70-70-68 - 279	\$18,594.00
T3	Rory Sabbatini	70-69-67-64 - 270	\$302,400.00	T44	Robert Karlsson	70-70-68-71 - 279	\$18,594.00
T7	Ken Duke	68-73-64-66 - 271	\$203,175.00	T44	Shigeki Maruyama	71-66-70-72 - 279	\$18,594.00
T7	Fredrik Jacobson	67-67-71-66 - 271	\$203,175.00	T51	Brendon De Jonge	70-69-69-72 - 280	\$15,025.50
9	Ryuji Imada	70-68-67-67 - 272	\$182,700.00	T51	Jeff Gove	70-68-71-71 - 280	\$15,025.50
T10	Steve Marino	69-67-70-67 - 273	\$157,500.00	T51	Anthony Kim	70-66-77-67 - 280	\$15,025.50
T10	Rod Pampling	68-70-69-66 - 273	\$157,500.00	T51	Justin Leonard	71-70-71-68 - 280	\$15,025.50
T10	Brett Wetterich	66-68-72-67 - 273	\$157,500.00	T55	Mathias Gronberg	71-70-69-71 - 281	\$14,238.00
T13	Chad Campbell	73-65-69-67 - 274	\$111,300.00	T55	Craig Kanada	69-70-73-69 - 281	\$14,238.00
T13	J.J. Henry	72-69-67-66 - 274	\$111,300.00	T55	Tim Petrovic	69-72-66-74 - 281	\$14,238.00
T13	John Merrick	68-69-70-67 - 274	\$111,300.00	T55	Jason Schultz	71-70-67-73 - 281	\$14,238.00
T13	Vijay Singh	69-67-69-69 - 274	\$111,300.00	T55	D.J. Trahan	73-67-69-72 - 281	\$14,238.00
T13	Bob Tway	71-67-69-67 - 274	\$111,300.00	T60	Rich Barcelo	73-67-72-70 - 282	\$13,797.00
T13	Bo Van Pelt	68-72-68-66 - 274	\$111,300.00	T60	Brandt Snedeker	69-71-74-68 - 282	\$13,797.00
T19	Steve Allan	69-68-71-67 - 275	\$73,710.00	T62	Robert Garrigus	72-67-70-74 - 283	\$13,419.00
T19	Michael Allen	69-69-64-73 - 275	\$73,710.00	T62	Cliff Kresge	68-71-70-74 - 283	\$13,419.00
T19	Shaun Micheel	69-71-67-68 - 275	\$73,710.00	T62	Bernhard Langer	70-69-72-72 - 283	\$13,419.00
T19	Carl Pettersson	73-68-67-67 - 275	\$73,710.00	T62	Joe Ogilvie	69-72-70-72 - 283	\$13,419.00
T19	John Rollins	70-71-66-68 - 275	\$73,710.00	66	Glen Day	69-67-71-77 - 284	\$13,104.00
T19	Mike Weir	70-68-69-68 - 275	\$73,710.00	T67	Colt Knost (a)	74-64-74-74 - 28	\$0.00
T25	Tommy Armour III	72-69-67-68 - 276	\$50,242.50	T67	J.L. Lewis	71-70-75-70 - 286	\$12,915.00
T25	Jonathan Byrd	69-69-68-70 - 276	\$50,242.50	T67	Pat Perez	68-73-70-75 - 286	\$12,915.00
T25	Ben Crane	70-68-73-65 - 276	\$50,242.50	70	Sergio Garcia	71-70-71-75 - 287	\$12,726.00
T25	Sean O'Hair	65-69-74-68 - 276	\$50,242.50	71	Charlie Wi	69-68-79-72 - 288	\$12,600.00
T29	Craig Bowden	70-70-70-67 - 277	\$36,729.00	T72	Marco Dawson	70-69-77-74 - 290	\$12,411.00
T29	Kris Cox	70-71-69-67 - 277	\$36,729.00	T72	Parker McLachlin	71-69-73-77 - 290	\$12,411.00
T29	Nathan Green	67-70-73-67 - 277	\$36,729.00				
T29	Kent Jones	69-66-71-71 - 277	\$36,729.00				
T29	Doug Labelle II	68-71-71-67 - 277	\$36,729.00				
T29	Stephen Leaney	70-68-70-69 - 277	\$36,729.00				
T29	Troy Matteson	69-72-71-65 - 277	\$36,729.00				
T29	Arron Oberholser	71-69-69-68 - 277	\$36,729.00				
T29	Darron Stiles	70-70-70-67 - 277	\$36,729.00				
T29	Kevin Sutherland	75-65-69-68 - 277	\$36,729.00				
T39	Robert Allenby	68-70-69-71 - 278	\$25,830.00				
T39	Daniel Chopra	73-66-72-67 - 278	\$25,830.00				
T39	Matt Kuchar	72-68-69-69 - 278	\$25,830.00				
T39	Billy Mayfair	72-67-70-69 - 278	\$25,830.00				
T39	John Senden	67-69-71-71 - 278	\$25,830.00				

## LEADERS BY ROUND

**After 18 holes:** 65 - Sean O'Hair (TPC)

**After 36 holes:** 133 - Luke Donald

**After 54 holes:** 200 - Luke Donald





## 2006 Results

**Champion:** Brett Wetterich

**Score:** 66-64-70-68 – 268

**Purse:** \$6,200,000

**Champion's Share:** \$1,116,000

Brett Wetterich earned his first PGA TOUR win at the 2006 Championship. Wetterich's closing 2-under 68, which included a frustrating front nine, put him at 12-under 268. He beat Trevor Immelman by one stroke after Immelman's ball bounced into the new lake on TPC No. 18 during the final round. Wetterich also competed in the Championship in 2002 and 2005. His win in 2006 moved him up to No. 7 on the AT&T Byron Nelson Money List.

## Complete Results

<b>1</b>	<b>Brett Wetterich</b>	<b>66-64-70-68 - 268</b>	<b>\$1,116,000.00</b>	T45	Ted Purdy	70-69-65-75 - 279	\$19,220.00
2	Trevor Immelman	68-67-64-70 - 269	\$669,600.00	T48	Olin Browne	69-68-73-70 - 280	\$15,141.70
T3	Adam Scott	65-65-69-71 - 270	\$359,600.00	T48	Bubba Dickerson	67-72-68-73 - 280	\$15,141.70
T3	Omar Uresti	67-66-69-68 - 270	\$359,600.00	T48	Brent Geiberger	71-68-71-70 - 280	\$15,141.70
5	Chad Campbell	72-65-65-69 - 271	\$248,000.00	T48	Nathan Green	67-72-70-71 - 280	\$15,141.70
T6	Luke Donald	69-66-69-68 - 272	\$215,450.00	T48	Tom Lehman	70-69-71-70 - 280	\$15,141.70
T6	Shigeki Maruyama	71-68-67-66 - 272	\$215,450.00	T48	Justin Rose	71-67-71-71 - 280	\$15,141.70
T8	Jason Bohn	70-68-68-67 - 273	\$167,400.00	T48	Patrick Sheehan	74-65-71-70 - 280	\$15,141.70
T8	Brian Davis	70-68-70-65 - 273	\$167,400.00	T48	Vijay Singh	70-67-70-73 - 280	\$15,141.70
T8	Dudley Hart	68-68-68-69 - 273	\$167,400.00	T48	Ron Whittaker	72-69-68-71 - 280	\$15,141.70
T8	Charley Hoffman	70-67-65-71 - 273	\$167,400.00	T57	Billy Andrade	73-66-68-74 - 281	\$13,826.00
T8	Rod Pampling	71-69-67-66 - 273	\$167,400.00	T57	Chris DiMarco	74-67-69-71 - 281	\$13,826.00
T13	Ernie Els	68-69-69-68 - 274	\$109,533.30	T57	Vaughn Taylor	71-70-71-69 - 281	\$13,826.00
T13	Mathew Goggin	68-70-69-67 - 274	\$109,533.30	T57	Charles Warren	70-69-69-73 - 281	\$13,826.00
T13	J.J. Henry	67-70-70-67 - 274	\$109,533.30	T61	Richard S. Johnson	71-67-68-76 - 282	\$13,206.00
T13	Shaun Micheel	70-68-70-66 - 274	\$109,533.30	T61	Bernhard Langer	70-70-71-71 - 282	\$13,206.00
T13	Arron Oberholser	74-60-72-68 - 274	\$109,533.30	T61	Tag Ridings	71-70-67-74 - 282	\$13,206.00
T13	Jeff Sluman	70-70-64-70 - 274	\$109,533.30	T61	Rory Sabbatini	71-68-69-74 - 282	\$13,206.00
T19	Brian Gay	69-69-68-69 - 275	\$83,700.00	T61	B.J. Staten	68-73-71-70 - 282	\$13,206.00
T19	Sean O'Hair	72-66-71-66 - 275	\$83,700.00	T61	Nick Watney	74-64-71-73 - 282	\$13,206.00
T21	Shane Bertsch	69-70-65-72 - 276	\$64,480.00	T67	Greg Chalmers	73-67-69-74 - 283	\$12,586.00
T21	Joe Ogilvie	71-62-69-74 - 276	\$64,480.00	T67	Steve Jones	75-66-70-72 - 283	\$12,586.00
T21	Carl Pettersson	72-68-67-69 - 276	\$64,480.00	T67	Stephen Leaney	70-70-68-75 - 283	\$12,586.00
T21	Wes Short Jr.	68-71-66-71 - 276	\$64,480.00	T67	Hunter Mahan	67-74-69-73 - 283	\$12,586.00
T21	Duffy Waldorf	71-68-70-67 - 276	\$64,480.00	71	Robert Gamez	72-69-72-71 - 284	\$12,276.00
T26	K.J. Choi	69-70-67-71 - 277	\$43,090.00	72	Chris Parra	73-67-74-71 - 285	\$12,152.00
T26	Ben Crane	71-67-69-70 - 277	\$43,090.00	T73	Jeff Overton	72-68-71-75 - 286	\$11,842.00
T26	Bob Estes	66-69-70-72 - 277	\$43,090.00	T73	Ryan Palmer	69-68-70-79 - 286	\$11,842.00
T26	Tim Herron	67-69-70-71 - 277	\$43,090.00	T73	Tom Pernice Jr.	68-72-73-73 - 286	\$11,842.00
T26	Justin Leonard	69-71-71-66 - 277	\$43,090.00	T73	Jimmy Walker	71-69-75-71 - 286	\$11,842.00
T26	Peter Lonard	71-68-69-69 - 277	\$43,090.00	77	J.L. Lewis	71-70-74-74 - 289	\$11,532.00
T26	Brett Quigley	69-69-72-67 - 277	\$43,090.00	78	Brian Bateman	72-69-74-76 - 291	\$11,408.00
T26	Bo Van Pelt	67-68-70-72 - 277	\$43,090.00	T79	James Driscoll	67-70-81-74 - 292	\$11,222.00
T34	Charles Howell III	69-69-71-69 - 278	\$28,069.00	T79	David McKenzie	71-70-70-81 - 292	\$11,222.00
T34	Ryuji Imada	67-70-69-72 - 278	\$28,069.00				
T34	Steve Lowery	65-69-71-73 - 278	\$28,069.00				
T34	Billy Mayfair	71-67-69-71 - 278	\$28,069.00				
T34	Scott McCarron	69-69-66-74 - 278	\$28,069.00				
T34	Corey Pavin	72-66-69-71 - 278	\$28,069.00				
T34	Kenny Perry	71-69-69-69 - 278	\$28,069.00				
T34	Kevin Sutherland	69-68-70-71 - 278	\$28,069.10				
T34	Phil Tataurangi	68-66-74-70 - 278	\$28,069.00				
T34	Jay Williamson	69-72-70-67 - 278	\$28,069.00				
T34	Dean Wilson	67-70-73-68 - 278	\$28,069.00				
T45	Eric Axley	73-67-68-71 - 279	\$19,220.00				
T45	Matt Hansen	69-70-70-70 - 279	\$19,220.00				

## LEADERS BY ROUND

**After 18 holes:** 65 - Steve Lowery (CVC), Adam Scott (TPC)

**After 36 holes:** 130 - Adam Scott, Brett Wetterich

**After 54 holes:** 199 - Trevor Immelman, Adam Scott



## 2005 Results

**Champion:** Ted Purdy

**Score:** 65-67-68-65 – 265

**Purse:** \$6,200,000

**Champion's Share:** \$1,116,000

Ted Purdy earned his first PGA TOUR victory at the 2005 Byron Nelson Championship. Purdy played the last 27 holes of the Championship bogey-free and 7 under par to beat Sean O'Hair by 1 stroke. Purdy was named the Rookie of the Year on the Asian Tour in 1997 and joined the PGA TOUR in 1999. Tiger Woods missed the cut for the first time in seven years and 142 tournaments. The cut was at even par.

## Complete Results


<b>1</b>	<b>Ted Purdy</b>	<b>65-67-68-65 - 265</b>	<b>\$1,116,000.0</b>	T40	Mark Wilson	68-70-69-69 - 276	\$22,320.00
2	Sean O'Hair	66-65-67-68 - 266	\$669,600.00	T48	Briny Baird	68-72-68-69 - 277	\$15,582.60
T3	Doug Barron	69-66-65-69 - 269	\$322,400.00	T48	Cameron Beckman	66-70-71-70 - 277	\$15,582.60
T3	Vijay Singh	68-67-69-65 - 269	\$322,400.00	T48	Ben Crane	70-66-68-73 - 277	\$15,582.60
T3	Bob Tway	68-68-66-67 - 269	\$322,400.00	T48	John Daly	64-73-71-69 - 277	\$15,582.60
T6	Shigeiki Maruyama	67-67-68-68 - 270	\$200,725.00	T48	Kenny Perry	67-70-74-66 - 277	\$15,582.60
T6	Nick Price	66-69-68-67 - 270	\$200,725.00	T48	Justin Rose	69-71-68-69 - 277	\$15,582.60
T6	Omar Uresti	65-70-69-66 - 270	\$200,725.00	T54	Jonathan Byrd	71-68-69-70 - 278	\$14,322.00
T6	Scott Verplank	68-67-65-70 - 270	\$200,725.00	T54	Geoff Ogilvy	69-71-65-73 - 278	\$14,322.00
T10	Jaxon Brigman	72-66-64-69 - 271	\$148,800.00	T56	Chad Campbell	70-70-72-67 - 279	\$14,074.00
T10	Mark Brooks	71-69-65-66 - 271	\$148,800.00	T56	Steve Elkington	72-67-71-69 - 279	\$14,074.00
T10	Ernie Els	64-72-69-66 - 271	\$148,800.00	T58	Robert Allenby	68-70-68-74 - 280	\$13,578.00
T10	J.J. Henry	67-69-67-68 - 271	\$148,800.00	T58	Jim Carter	72-68-71-69 - 280	\$13,578.00
T14	Skip Kendall	70-68-68-66 - 272	\$108,500.00	T58	Tom Gillis	69-70-68-73 - 280	\$13,578.00
T14	Phil Mickelson	69-66-70-67 - 272	\$108,500.00	T58	Paul Gow	66-72-71-71 - 280	\$13,578.00
T14	John Rollins	67-68-68-69 - 272	\$108,500.00	T58	Brandt Jobe	69-69-68-74 - 280	\$13,578.00
T14	Rory Sabbatini	70-69-69-64 - 272	\$108,500.00	T58	Justin Leonard	72-68-72-68 - 280	\$13,578.00
T18	Luke Donald	68-69-67-69 - 273	\$70,266.60	T64	Todd Fischer	66-69-71-75 - 281	\$12,958.00
T18	Jim Furyk	68-69-69-67 - 273	\$70,266.60	T64	Harrison Frazar	66-70-75-70 - 281	\$12,958.00
T18	Todd Hamilton	67-67-65-74 - 273	\$70,266.60	T64	Steve Lowery	65-69-72-75 - 281	\$12,958.00
T18	J.P. Hayes	69-65-72-67 - 273	\$70,266.60	T64	Steve Stricker	69-68-71-73 - 281	\$12,958.00
T18	Jesper Parnevik	69-67-68-69 - 273	\$70,266.60	68	Daniel Chopra	70-66-75-71 - 282	\$12,648.00
T18	Corey Pavin	69-68-68-68 - 273	\$70,266.60	69	Gavin Coles	66-71-69-77 - 283	\$12,524.00
T18	Heath Slocum	69-66-69-69 - 273	\$70,266.60	70	Hunter Mahan	72-68-74-70 - 284	\$12,400.00
T18	Vaughn Taylor	67-71-69-66 - 273	\$70,266.60	71	Pat Perez	68-71-74-72 - 285	\$12,276.00
T18	Brett Wetterich	64-67-73-69 - 273	\$70,266.60	T72	Jason Hartwick	66-72-78-70 - 286	\$12,090.00
T27	Stuart Appleby	63-73-68-70 - 274	\$41,268.70	T72	Brendan Jones	69-71-74-72 - 286	\$12,090.00
T27	Stephen Leaney	69-68-68-69 - 274	\$41,268.70	74	Glen Day	66-73-71-78 - 288	\$11,904.00
T27	Billy Mayfair	70-63-72-69 - 274	\$41,268.70	T75	Mark Hensby	67-72-79-71 - 289	\$11,718.00
T27	Mark O'Meara	69-69-67-69 - 274	\$41,268.70	T75	Tim Petrovic	69-71-74-75 - 289	\$11,718.00
T27	Rod Pampling	72-68-67-67 - 274	\$41,268.70				
T27	John Senden	70-68-70-66 - 274	\$41,268.70				
T27	Kevin Sutherland	69-70-69-66 - 274	\$41,268.70				
T27	Jay Williamson	67-70-66-71 - 274	\$41,268.70				
T35	James Driscoll	73-67-68-67 - 275	\$30,566.00				
T35	Sergio Garcia	71-68-66-70 - 275	\$30,566.00				
T35	Ryuji Imada	68-70-68-69 - 275	\$30,566.00				
T35	Scott McCarron	68-70-69-68 - 275	\$30,566.00				
T35	Craig Perks	71-68-66-70 - 275	\$30,566.00				
T40	Stewart Cink	71-67-67-71 - 276	\$22,320.00				
T40	John Cook	69-69-69-69 - 276	\$22,320.00				
T40	Trevor Immelman	67-72-70-67 - 276	\$22,320.00				
T40	Jerry Kelly	73-66-66-71 - 276	\$22,320.00				
T40	Bernhard Langer	73-67-69-67 - 276	\$22,320.00				
T40	Ian Leggatt	66-73-68-69 - 276	\$22,320.00				
T40	Bo Van Pelt	67-69-68-72 - 276	\$22,320.00				

## LEADERS BY ROUND

**After 18 holes:** 63 - Stuart Appleby (TPC)

**After 36 holes:** 131 - Sean O'Hair, Brett Wetterich

**After 54 holes:** 198 - Sean O'Hair



## 2004 Results

**Champion:** Sergio Garcia

**Score:** 66-68-65-71 – 270

**Purse:** \$5,800,000

**Champion's Share:** \$1,044,000

Sergio Garcia won for the first time in two years at the 2004 Byron Nelson Championship. He tapped in for par on the first extra hole. Dudley Hart and Robert Damron went double bogey-bogey. This was Garcia's fourth win on the TOUR. At the time, he was the third youngest winner of the Championship (24). Tiger Woods won at the age of 21 and Lanny Wadkins won at 23. Garcia made his professional debut at the Championship five years before his win in 2004.

## Complete Results

1	Sergio Garcia	66-68-65-71 - 270	\$1,044,000.00	T41	Bob Tway	68-69-69-72 - 278	\$20,300.00
T2	Robert Damron	67-69-68-66 - 270	\$510,400.00	T48	Cameron Beckman	70-67-71-71 - 279	\$14,577.30
T2	Dudley Hart	65-71-67-67 - 270	\$510,400.00	T48	Jason Bohn	69-69-67-74 - 279	\$14,577.30
T4	Tim Herron	69-70-68-64 - 271	\$239,733.30	T48	Bart Bryant	70-70-70-69 - 279	\$14,577.30
T4	Duffy Waldorf	67-70-66-68 - 271	\$239,733.30	T48	Chad Campbell	73-67-69-70 - 279	\$14,577.30
T4	Tiger Woods	65-67-70-69 - 271	\$239,733.30	T48	J.L. Lewis	64-74-68-73 - 279	\$14,577.30
T7	Ernie Els	69-70-66-67 - 272	\$174,725.00	T48	Peter Lonard	64-70-71-74 - 279	\$14,577.30
T7	Stephen Leaney	66-69-69-68 - 272	\$174,725.00	T54	Rich Barcelo	68-71-69-72 - 280	\$13,224.00
T7	Shigeki Maruyama	70-70-66-66 - 272	\$174,725.00	T54	Tom Byrum	71-69-68-72 - 280	\$13,224.00
T7	Nick Price	66-71-69-66 - 272	\$174,725.00	T54	Daniel Chopra	66-68-72-74 - 280	\$13,224.00
T11	Jerry Kelly	66-68-67-72 - 273	\$133,400.00	T54	Craig Perks	70-69-71-70 - 280	\$13,224.00
T11	Mark O'Meara	67-66-70-70 - 273	\$133,400.00	T54	Jay Williamson	66-71-73-70 - 280	\$13,224.00
T11	Deane Pappas	67-69-66-71 - 273	\$133,400.00	T59	Notah Begay III	68-72-70-71 - 281	\$12,470.00
T14	Brian Bateman	69-69-69-67 - 274	\$92,800.00	T59	Jay Delsing	69-68-69-75 - 281	\$12,470.00
T14	David Branshaw	70-69-67-68 - 274	\$92,800.00	T59	Todd Fischer	70-67-70-74 - 281	\$12,470.00
T14	Chris DiMarco	69-70-65-70 - 274	\$92,800.00	T59	Todd Hamilton	74-65-70-72 - 281	\$12,470.00
T14	Luke Donald	68-71-64-71 - 274	\$92,800.00	T59	Neal Lancaster	70-67-71-73 - 281	\$12,470.00
T14	Carlos Franco	70-70-67-67 - 274	\$92,800.00	T59	Kenny Perry	67-70-71-73 - 281	\$12,470.00
T14	Matt Gogel	69-69-68-68 - 274	\$92,800.00	T59	Vijay Singh	68-67-68-78 - 281	\$12,470.00
T14	Scott Verplank	71-66-67-70 - 274	\$92,800.00	T59	Mike Weir	69-69-69-74 - 281	\$12,470.00
T21	Briny Baird	69-69-65-72 - 275	\$58,000.00	T67	Greg Chalmers	68-68-73-73 - 282	\$11,716.00
T21	Tom Carter	68-69-69-69 - 275	\$58,000.00	T67	John Cook	67-73-75-67 - 282	\$11,716.00
T21	Rod Pampling	66-72-66-71 - 275	\$58,000.00	T67	Mark Hensby	68-71-67-76 - 282	\$11,716.00
T21	Rory Sabbatini	69-69-70-67 - 275	\$58,000.00	T67	Lee Janzen	70-68-71-73 - 282	\$11,716.00
T21	Tjaart van der Walt	69-68-68-70 - 275	\$58,000.00	T67	Pat Perez	71-68-71-72 - 282	\$11,716.00
T21	Bo Van Pelt	70-69-66-70 - 275	\$58,000.00	T72	Billy Andrade	70-70-71-72 - 283	\$11,252.00
T27	Jonathan Byrd	67-67-70-72 - 276	\$39,440.00	T72	Kevin Durkin	66-70-73-74 - 283	\$11,252.00
T27	John Daly	68-71-71-66 - 276	\$39,440.00	T72	Steve Lowery	68-69-70-76 - 283	\$11,252.00
T27	Harrison Frazar	68-69-70-69 - 276	\$39,440.00	75	Scott Simpson	71-69-74-71 - 285	\$11,020.00
T27	Shaun Micheel	67-68-71-70 - 276	\$39,440.00	76	Tommy Tolles	69-69-68-80 - 286	\$10,904.00
T27	Ted Purdy	68-69-67-72 - 276	\$39,440.00	77	Ken Duke	70-70-73-74 - 287	\$10,788.00
T27	Chris Smith	66-72-70-68 - 276	\$39,440.00	78	Gene Sauers	71-69-75-73 - 288	\$10,672.00
T27	Brandt Snedeker	70-66-71-69 - 276	\$39,440.00	79	Vaughn Taylor	71-69-73-77 - 290	\$10,556.00
T34	Russ Cochran	70-68-68-71 - 277	\$28,668.50	80	Aaron Baddeley	70-69-79-77 - 295	\$10,440.00
T34	Kent Jones	68-72-67-70 - 277	\$28,668.50				
T34	Hank Kuehne	70-69-65-73 - 277	\$28,668.50				
T34	Justin Leonard	69-70-68-70 - 277	\$28,668.50				
T34	Kevin Na	71-66-69-71 - 277	\$28,668.50				
T34	Jesper Parnevik	67-73-69-68 - 277	\$28,668.50				
T34	Carl Pettersson	67-71-69-70 - 277	\$28,668.50				
T41	Robert Allenby	69-67-68-74 - 278	\$20,300.00				
T41	Tommy Armour III	73-65-68-72 - 278	\$20,300.00				
T41	J.J. Henry	68-71-66-73 - 278	\$20,300.00				
T41	Zach Johnson	68-69-68-73 - 278	\$20,300.00				
T41	John Senden	72-68-71-67 - 278	\$20,300.00				
T41	Kevin Sutherland	68-71-68-71 - 278	\$20,300.00				

## LEADERS BY ROUND

**After 18 holes:** 64 - J.L. Lewis (CVC), Peter Lonard (CVC)

**After 36 holes:** 132 - Tiger Woods

**After 54 holes:** 199 - Sergio Garcia





## 2003 Results

**Champion:** Vijay Singh

**Score:** 65-65-69-66 – 265

**Purse:** \$5,600,000

**Champion's Share:** \$1,008,000

Vijay Singh held a one-stroke lead through 36 and 54 holes at the 2003 Byron Nelson Championship. He went on to win by two strokes over Nick Price. This was the first time in AT&T Byron Nelson history that the champion earned a \$1 million share of the purse. Singh won for the first time in his 40s and recorded his fifth multiple-win season of his career. At 40, He was the second oldest player to win the tournament at the time; Loren Roberts was 43 when he won in 1999. Singh was one of only 11 players to win on the PGA TOUR over the age of 40 and was later Named PGA TOUR Player of the Month for May 2003.

## Complete Results

<b>1</b>	<b>Vijay Singh</b>	<b>65-65-69-66 - 265</b>	<b>\$1,008,000.00</b>				
2	Nick Price	66-70-66-65 - 267	\$604,800.00	T44	Brad Faxon	67-67-70-75 - 279	\$16,184.00
3	Robert Allenby	67-67-69-65 - 268	\$380,800.00	T44	Brent Geiberger	66-71-71-71 - 279	\$16,184.00
4	Scott Verplank	69-63-72-65 - 269	\$268,800.00	T44	Spike McRoy	65-72-72-70 - 279	\$16,184.00
5	Jim Furyk	64-70-70-66 - 270	\$224,000.00	T44	Phil Mickelson	65-72-71-71 - 279	\$16,184.00
T6	Per-Ulrik Johansson	66-69-67-69 - 271	\$187,600.00	T52	Steve Stricker	69-70-71-69 - 279	\$16,184.00
T6	Hal Sutton	68-69-66-68 - 271	\$187,600.00	T52	Arron Oberholser	67-70-73-70 - 280	\$13,132.00
T6	David Toms	68-70-65-68 - 271	\$187,600.00	T52	Corey Pavin	69-71-71-69 - 280	\$13,132.00
T9	Briny Baird	65-69-69-69 - 272	\$140,000.00	T52	Gene Sauers	68-71-72-69 - 280	\$13,132.00
T9	Jerry Kelly	65-69-70-68 - 272	\$140,000.00	T52	Esteban Toledo	69-69-72-70 - 280	\$13,132.00
T9	Justin Leonard	67-70-69-66 - 272	\$140,000.00	T56	Robert Damron	69-66-74-72 - 281	\$12,600.00
T9	Peter Lonard	68-67-68-69 - 272	\$140,000.00	T56	Michael Flynn	68-71-68-74 - 281	\$12,600.00
T9	Andrew Magee	68-68-67-69 - 272	\$140,000.00	T56	Harrison Frazar	68-70-69-74 - 281	\$12,600.00
T14	Cameron Beckman	66-68-67-72 - 273	\$95,200.00	T60	Hank Kuehne	67-72-74-68 - 281	\$12,600.00
T14	Lee Janzen	68-66-70-69 - 273	\$95,200.00	T60	Jay Don Blake	67-70-77-68 - 282	\$12,096.00
T14	Brandt Jobe	66-72-68-67 - 273	\$95,200.00	T60	Tom Byrum	66-71-75-70 - 282	\$12,096.00
T14	Anthony Painter	68-68-70-67 - 273	\$95,200.00	T60	Greg Chalmers	70-69-68-75 - 282	\$12,096.00
T14	Jeff Sluman	63-69-68-73 - 273	\$95,200.00	T60	Donnie Hammond	69-71-67-75 - 282	\$12,096.00
T19	David Berganio Jr.	67-73-68-66 - 274	\$60,900.00	T60	Charles Howell III	70-70-70-72 - 282	\$12,096.00
T19	Olin Browne	70-67-69-68 - 274	\$60,900.00	T65	Mike Grob	68-72-75-68 - 283	\$11,536.00
T19	Luke Donald	69-65-67-73 - 274	\$60,900.00	T65	Glen Hnatiuk	71-69-72-71 - 283	\$11,536.00
T19	Robert Gamez	66-66-74-68 - 274	\$60,900.00	T65	Greg Norman	67-72-74-70 - 283	\$11,536.00
T19	J.P. Hayes	66-68-71-69 - 274	\$60,900.00	T65	Akio Sadakata	66-73-74-70 - 283	\$11,536.00
T19	Tim Petrovic	65-66-74-69 - 274	\$60,900.00	T65	Mark Walker	65-70-76-72 - 283	\$11,536.00
T19	John Rollins	66-70-71-67 - 274	\$60,900.00	T70	Doug Barron	67-72-73-72 - 284	\$11,144.00
T19	Hidemichi Tanaka	66-69-68-71 - 274	\$60,900.00	T70	Jason Caron	69-70-73-72 - 284	\$11,144.00
T27	Bob Estes	66-71-68-70 - 275	\$41,440.00	72	Patrick Sheehan	72-64-80-69 - 285	\$10,976.00
T27	Kevin Sutherland	64-68-73-70 - 275	\$41,440.00	73	Alex Cejka	70-70-75-71 - 286	\$10,864.00
T27	Bob Tway	69-67-70-69 - 275	\$41,440.00	74	Rory Sabbatini	69-71-70-77 - 287	\$10,752.00
T30	Chris DiMarco	70-65-73-68 - 276	\$34,020.00	T75	David Gossett	69-71-75-73 - 288	\$10,472.00
T30	Carlos Franco	70-67-71-68 - 276	\$34,020.00	T75	Darron Stiles	68-72-75-73 - 288	\$10,472.00
T30	Bob May	67-69-76-64 - 276	\$34,020.00	T75	Jay Williamson	70-70-78-70 - 288	\$10,472.00
T30	Mark O'Meara	67-70-71-68 - 276	\$34,020.00	T75	Mark Wilson	71-68-74-75 - 288	\$10,472.00
T30	Brenden Pappas	73-65-71-67 - 276	\$34,020.00	79	James H. McLean	69-71-79-70 - 289	\$10,192.00
T30	Dean Wilson	66-71-69-70 - 276	\$34,020.00	80	Dave Stockton Jr.	67-73-75-77 - 292	\$10,080.00
T36	Tommy Armour III	65-75-69-68 - 277	\$26,950.00				
T36	Jason Gore	71-68-71-67 - 277	\$26,950.00				
T36	Dudley Hart	68-67-70-72 - 277	\$26,950.00				
T36	John Senden	69-67-69-72 - 277	\$26,950.00				
T40	Rich Beem	68-69-69-72 - 278	\$22,400.00				
T40	Chad Campbell	69-69-69-71 - 278	\$22,400.00				
T40	Richard S. Johnson	66-72-69-71 - 278	\$22,400.00				
T40	Billy Mayfair	66-71-72-69 - 278	\$22,400.00				
T44	Jim Carter	65-73-73-68 - 279	\$16,184.00				
T44	K.J. Choi	67-69-75-68 - 279	\$16,184.00				
T44	Ben Curtis	66-71-74-68 - 279	\$16,184.00				

## LEADERS BY ROUND

**After 18 holes: 63 - Jeff Sluman (CVC)**

**After 36 holes: 130 - Vijay Singh**

**After 54 holes: 199 - Vijay Singh**



## 2002 Results

**Champion:** Shigeki Maruyama

**Score:** 67-63-68-68 – 266

**Purse:** \$4,800,000

**Champion's Share:** \$864,000

Shigeki Maruyama earned his second career PGA TOUR victory in his 91st TOUR appearance. He became the seventh AT&T Byron Nelson champion in the last eight years to break 70 in all four rounds. Maruyama's two-shot victory ended the tournament's three-year playoff streak. Tiger Woods' final round 65 lowered his final round scoring average at the tournament to 65.83. Woods also became the first golfer to earn \$1 million in Nelson prize money. Ernie Els recorded the tournament's first hole-in-one since 1997.

## Complete Results

<b>1</b>	<b>Shigeki Maruyama</b>	<b>67-63-68-68 - 266</b>	<b>\$864,000.00</b>	T47	Michael Allen	69-69-70-73 - 281	\$13,184.00
2	Ben Crane	68-67-68-65 - 268	\$518,400.00	T47	J.J. Henry	71-67-73-70 - 281	\$13,184.00
3	Tiger Woods	71-65-69-65 - 270	\$326,400.00	T47	Brett Wetterich	67-72-68-74 - 281	\$13,184.00
T4	Ernie Els	69-70-64-69 - 272	\$211,200.00	T50	Woody Austin	71-67-70-74 - 282	\$11,488.00
T4	David Toms	68-68-70-66 - 272	\$211,200.00	T50	Davis Love III	71-68-73-70 - 282	\$11,488.00
T6	Jim Carter	65-67-71-70 - 273	\$166,800.00	T50	Len Mattiace	68-70-72-72 - 282	\$11,488.00
T6	Steve Stricker	69-66-70-68 - 273	\$166,800.00	T50	Billy Mayfair	67-71-75-69 - 282	\$11,488.00
T8	Robert Allenby	69-69-67-69 - 274	\$120,000.00	T50	Michael Muehr	71-68-74-69 - 282	\$11,488.00
T8	Cameron Beckman	70-65-66-73 - 274	\$120,000.00	T50	Scott Verplank	68-71-72-71 - 282	\$11,488.00
T8	David Frost	66-72-68-68 - 274	\$120,000.00	T56	Craig Barlow	66-73-70-74 - 283	\$10,704.00
T8	Frank Lickliter II	64-70-70-70 - 274	\$120,000.00	T56	Joe Durant	63-71-76-73 - 283	\$10,704.00
T8	Nick Price	64-71-69-70 - 274	\$120,000.00	T56	Matt Gogel	71-68-76-68 - 283	\$10,704.00
T8	Loren Roberts	67-68-68-71 - 274	\$120,000.00	T56	Andrew Magee	69-70-70-74 - 283	\$10,704.00
T8	Duffy Waldorf	71-67-66-70 - 274	\$120,000.00	T56	Tom Scherrer	65-72-75-71 - 283	\$10,704.00
T15	David Duval	66-70-72-67 - 275	\$84,000.00	T56	Jeff Sluman	69-70-73-71 - 283	\$10,704.00
T15	Justin Leonard	67-69-71-68 - 275	\$84,000.00	T62	Scott Dunlap	70-67-74-73 - 284	\$10,176.00
T17	Franklin Langham	68-67-71-70 - 276	\$67,200.00	T62	Bob Estes	67-69-74-74 - 284	\$10,176.00
T17	Phil Mickelson	69-64-71-72 - 276	\$67,200.00	T62	Brian Gay	68-67-75-74 - 284	\$10,176.00
T17	Jesper Parnevik	71-68-70-67 - 276	\$67,200.00	T62	David Gossett	64-71-79-70 - 284	\$10,176.00
T17	Tim Petrovic	72-66-70-68 - 276	\$67,200.00	T62	Deane Pappas	66-73-72-73 - 284	\$10,176.00
T17	Scott Simpson	71-65-70-70 - 276	\$67,200.00	T67	J.C. Anderson	68-70-73-74 - 285	\$9,552.00
T22	Fred Funk	67-69-70-71 - 277	\$46,080.00	T67	Tom Byrum	70-68-73-74 - 285	\$9,552.00
T22	Brian Henninger	67-68-71-71 - 277	\$46,080.00	T67	Tim Clark	70-68-76-71 - 285	\$9,552.00
T22	Bryce Molder	63-70-72-72 - 277	\$46,080.00	T67	Steve Lowery	68-69-76-72 - 285	\$9,552.00
T22	Paul Stankowski	67-65-72-73 - 277	\$46,080.00	T67	Scott McCarron	70-69-71-75 - 285	\$9,552.00
T22	Bob Tway	69-70-70-68 - 277	\$46,080.00	T67	Kenny Perry	69-69-70-77 - 285	\$9,552.00
T27	Chris DiMarco	69-68-70-71 - 278	\$31,950.00	T67	Kenneth Staton	68-71-74-72 - 285	\$9,552.00
T27	J.P. Hayes	69-70-72-67 - 278	\$31,950.00	T67	Hideemichi Tanaka	71-68-70-76 - 285	\$9,552.00
T27	Lee Janzen	64-69-70-75 - 278	\$31,950.00	75	Garrett Willis	68-69-74-77 - 288	\$9,120.00
T27	Per-Ulrik Johansson	65-69-73-71 - 278	\$31,950.00	T76	Michael Connell	66-73-76-76 - 291	\$8,976.00
T27	Peter Lonard	69-66-74-69 - 278	\$31,950.00	T76	Paul Gow	70-69-78-74 - 291	\$8,976.00
T27	Carl Paulson	70-67-71-70 - 278	\$31,950.00	78	Craig Stadler	71-68-80-73 - 292	\$8,832.00
T27	John Rollins	69-65-75-69 - 278	\$31,950.00				
T27	Esteban Toledo	64-70-73-71 - 278	\$31,950.00				
T35	Billy Andrade	68-68-73-70 - 279	\$24,180.00				
T35	Steve Flesch	65-73-71-70 - 279	\$24,180.00				
T35	Brent Geiberger	69-69-73-68 - 279	\$24,180.00				
T35	Phil Tataurangi	68-68-72-71 - 279	\$24,180.00				
T39	Rich Beem	68-67-73-72 - 280	\$18,240.00				
T39	Chad Campbell	69-68-71-72 - 280	\$18,240.00				
T39	Dudley Hart	68-70-72-70 - 280	\$18,240.00				
T39	John Huston	68-66-77-69 - 280	\$18,240.00				
T39	Jeff Maggert	66-67-73-74 - 280	\$18,240.00				
T39	David Peoples	71-67-69-73 - 280	\$18,240.00				
T39	Craig Perks	68-69-69-74 - 280	\$18,240.00				
T39	Mike Sposa	68-70-71-71 - 280	\$18,240.00				

## LEADERS BY ROUND

**After 18 holes:** 63 - Joe Durant (CVC), Bryce Molder (TPC)

**After 36 holes:** 130 - Shigeki Maruyama

**After 54 holes:** 198 - Shigeki Maruyama



## 2001 Results

**Champion:** Robert Damron

**Score:** 66-64-67-66 – 263

**Purse:** \$4,500,000

**Champion's Share:** \$810,000

Robert Damron became the third player to make the Byron Nelson Classic his first PGA TOUR victory, joining Mark Hayes (1976) and Neal Lancaster (1994)...He participated in and won the first playoff of his career...The playoff between Damron and Scott Verplank went four holes – the longest in tournament history...Damron topped a field that featured five of the top seven players in the world and 23 of the top 30 on the money list...With a 61 in the third round, Justin Leonard tied the tournament third round scoring record held by Charlie Rymer (1996)...The 62 recorded by Ted Tryba in the final round ties the fourth round scoring record set by Steve Lowery in 1995.

## Complete Results

<b>1</b>	<b>Robert Damron</b>	<b>66-64-67-66 - 263</b>	<b>\$810,000.00</b>	T43	Brian Gay	68-68-69-69 - 274	\$13,702.50
2	Scott Verplank	62-67-68-66 - 263	\$486,000.00	T43	Andrew Magee	69-68-68-69 - 274	\$13,702.50
T3	David Duval	64-65-70-67 - 266	\$234,000.00	T43	Shigeki Maruyama	69-70-66-69 - 274	\$13,702.50
T3	Nick Price	69-65-65-67 - 266	\$234,000.00	T51	Perry Arthur	70-68-65-72 - 275	\$10,317.20
T3	Tiger Woods	66-68-69-63 - 266	\$234,000.00	T51	Craig Barlow	66-71-69-69 - 275	\$10,317.20
T6	Justin Leonard	68-69-61-69 - 267	\$156,375.00	T51	Tom Byrum	68-71-69-67 - 275	\$10,317.20
T6	Brian Watts	68-68-63-68 - 267	\$156,375.00	T51	Jose Coceres	71-68-70-66 - 275	\$10,317.20
T8	Sergio Garcia	71-68-64-65 - 268	\$130,500.00	T51	Dan Forsman	69-70-67-69 - 275	\$10,317.20
T8	David Peoples	66-69-67-66 - 268	\$130,500.00	T51	Harrison Frazar	68-67-72-68 - 275	\$10,317.20
T8	Kenny Perry	68-65-67-68 - 268	\$130,500.00	T51	Gabriel Hjertstedt	66-69-69-71 - 275	\$10,317.20
T11	Rich Beem	69-66-68-66 - 269	\$78,954.50	T51	Bob May	65-69-68-73 - 275	\$10,317.20
T11	Fred Couples	71-63-66-69 - 269	\$78,954.50	T51	Rocco Mediate	67-69-67-72 - 275	\$10,317.20
T11	Glen Day	66-68-69-66 - 269	\$78,954.50	T51	Steve Pate	70-68-66-71 - 275	\$10,317.20
T11	Brad Faxon	70-65-67-67 - 269	\$78,954.50	T51	D.A. Weibring	70-68-69-68 - 275	\$10,317.20
T11	David Frost	72-66-65-66 - 269	\$78,954.50	T62	Steve Lowery	67-70-68-71 - 276	\$9,630.00
T11	Dudley Hart	67-66-69-67 - 269	\$78,954.50	T62	Jesper Parnevik	70-64-68-74 - 276	\$9,630.00
T11	Tim Herron	64-70-67-68 - 269	\$78,954.50	T62	Chris Smith	71-68-65-72 - 276	\$9,630.00
T11	Vijay Singh	67-64-67-71 - 269	\$78,954.50	T65	Kevin Johnson	69-70-69-69 - 277	\$9,360.00
T11	Esteban Toledo	66-71-63-69 - 269	\$78,954.50	T65	Michael Muehr	67-67-72-71 - 277	\$9,360.00
T11	David Toms	68-71-62-68 - 269	\$78,954.50	T65	Rory Sabbatini	70-67-71-69 - 277	\$9,360.00
T11	Mike Weir	66-68-65-70 - 269	\$78,954.50	T68	Greg Chalmers	67-70-70-71 - 278	\$9,000.00
T22	Tommy Armour III	66-67-70-67 - 270	\$46,800.00	T68	Fred Funk	68-71-70-69 - 278	\$9,000.00
T22	Olin Browne	69-67-64-70 - 270	\$46,800.00	T68	Bradley Hughes	75-64-66-73 - 278	\$9,000.00
T22	Ted Tryba	68-67-73-62 - 270	\$46,800.00	T68	Joe Ogilvie	69-66-72-71 - 278	\$9,000.00
T25	Len Mattiace	69-70-64-68 - 271	\$36,750.00	T68	Brent Schwarrock	67-70-72-69 - 278	\$9,000.00
T25	Chris Riley	64-69-71-67 - 271	\$36,750.00	T73	Briny Baird	71-68-70-70 - 279	\$8,595.00
T25	Paul Stankowski	71-67-68-65 - 271	\$36,750.00	T73	Cameron Beckman	70-65-68-76 - 279	\$8,595.00
T28	Russ Cochran	65-70-70-67 - 272	\$28,050.00	T73	Brandel Chamblee	66-71-72-70 - 279	\$8,595.00
T28	Scott Dunlap	66-73-67-66 - 272	\$28,050.00	T73	Billy Mayfair	65-70-74-70 - 279	\$8,595.00
T28	Brent Geiberger	68-68-68-68 - 272	\$28,050.00	T77	Edward Fryatt	67-65-73-75 - 280	\$8,325.00
T28	J.L. Lewis	68-67-70-67 - 272	\$28,050.00	T77	Jerry Smith	69-70-66-75 - 280	\$8,325.00
T28	Frank Lickliter II	68-66-66-72 - 272	\$28,050.00	T79	Jason Gore	65-69-72-76 - 282	\$8,100.00
T28	Phil Mickelson	72-66-68-66 - 272	\$28,050.00	T79	Glen Hnatiuk	70-64-72-76 - 282	\$8,100.00
T28	Loren Roberts	70-65-69-68 - 272	\$28,050.00	T79	Larry Mize	67-70-75-70 - 282	\$8,100.00
T28	Hal Sutton	68-70-66-68 - 272	\$28,050.00	82	Jay Williamson	69-70-75-69 - 283	\$7,920.00
T28	Kirk Triplett	70-67-67-68 - 272	\$28,050.00	83	Emanuele Canonica	71-65-72-76 - 284	\$7,830.00
T37	Mark Brooks	69-67-67-70 - 273	\$19,800.00				
T37	Chris DiMarco	71-67-67-68 - 273	\$19,800.00				
T37	Jim Furyk	72-66-66-69 - 273	\$19,800.00				
T37	Scott McCarron	68-69-66-70 - 273	\$19,800.00				
T37	Scott Simpson	69-70-67-67 - 273	\$19,800.00				
T37	Grant Waite	69-66-67-71 - 273	\$19,800.00				
T43	Robert Allenby	70-68-66-70 - 274	\$13,702.50				
T43	Stuart Appleby	67-68-70-69 - 274	\$13,702.50				
T43	Jim Carter	68-67-67-72 - 274	\$13,702.50				
T43	John Cook	69-70-67-68 - 274	\$13,702.50				
T43	Steve Flesch	69-68-70-67 - 274	\$13,702.50				

## LEADERS BY ROUND

**After 18 holes:** 62 - Scott Verplank (TPC)

**After 36 holes:** 129 - David Duval, Scott Verplank

**After 54 holes:** 197 - Robert Damron, Scott Verplank





## 2000 Results

**Champion:** Jesper Parnevik

**Score:** 70-65-68-66 – 269

**Purse:** \$4,000,000

**Champion's Share:** \$720,000

Jesper Parnevik fired a final round 66 to overcome a three-stroke deficit to tie Davis Love III and Phil Mickelson at the end of regulation play. Parnevik went on to defeat Love and Mickelson in the second Nelson playoff in as many years. The playoff was the second straight for the tournament and actually began between Parnevik, Love and Phil Mickelson...Mickelson dropped out after missing a birdie putt on the second playoff hole. Parnevik captured the title one hole later with a short par putt. Low round of the tournament went to Davis Love III and Tiger Woods, who each shot 63 – Love in the second round and Woods during his late charge in the final round.

## Complete Results

<b>1</b>	<b>Jesper Parnevik</b>	<b>70-65-68-66 - 269</b>	<b>\$720,000.00</b>	T49	Barry Cheesman	72-67-73-70 - 282	\$9,691.40
T2	Davis Love III	66-63-71-69 - 269	\$352,000.00	T49	Chris DiMarco	73-70-72-67 - 282	\$9,691.40
T2	Phil Mickelson	73-63-68-65 - 269	\$352,000.00	T49	Greg Kraft	72-68-72-70 - 282	\$9,691.40
T4	John Huston	68-65-67-70 - 270	\$176,000.00	T49	David Sutherland	73-68-71-70 - 282	\$9,691.40
T4	Tiger Woods	73-67-67-63 - 270	\$176,000.00	T49	Bob Tway	72-70-73-67 - 282	\$9,691.40
6	Bob Estes	69-68-68-66 - 271	\$144,000.00	T49	Brian Watts	73-68-71-70 - 282	\$9,691.40
T7	Mark Brooks	69-66-70-67 - 272	\$129,000.00	T49	Kevin Wentworth	71-71-72-68 - 282	\$9,691.40
T7	Brandel Chamblee	72-65-71-64 - 272	\$129,000.00	T56	Eric Booker	71-72-71-69 - 283	\$8,920.00
9	Jerry Smith	68-68-70-67 - 273	\$116,000.00	T56	Mike Brisky	71-71-70-71 - 283	\$8,920.00
T10	Tommy Armour III	70-66-72-66 - 274	\$100,000.00	T56	Bob May	70-73-72-68 - 283	\$8,920.00
T10	Scott Dunlap	73-65-70-66 - 274	\$100,000.00	T56	Chris Riley	71-67-74-71 - 283	\$8,920.00
T10	Paul Stankowski	72-67-66-69 - 274	\$100,000.00	T56	Hal Sutton	72-69-73-69 - 283	\$8,920.00
T13	Glen Day	69-66-72-68 - 275	\$80,000.00	T56	D.A. Weibring	72-70-71-70 - 283	\$8,920.00
T13	Hank Kuehne	71-72-64-68 - 275	\$80,000.00	T62	Stephen Ames	70-66-77-71 - 284	\$8,480.00
T15	Ben Bates	71-69-69-67 - 276	\$64,000.00	T62	Jim Carter	73-70-74-67 - 284	\$8,480.00
T15	Sergio Garcia	68-70-68-70 - 276	\$64,000.00	T62	Lee Janzen	68-70-75-71 - 284	\$8,480.00
T15	Andrew Magee	71-71-66-68 - 276	\$64,000.00	T62	Steve Jones	70-68-73-73 - 284	\$8,480.00
T15	Blaine McCallister	66-69-71-70 - 276	\$64,000.00	T62	Mike Springer	75-68-75-66 - 284	\$8,480.00
T15	Nick Price	70-68-70-68 - 276	\$64,000.00	T67	Harrison Frazar	71-66-76-72 - 285	\$8,080.00
T20	David Duval	70-69-68-70 - 277	\$44,960.00	T67	Robin Freeman	73-70-70-72 - 285	\$8,080.00
T20	Jim Furyk	73-66-73-65 - 277	\$44,960.00	T67	Nolan Henke	72-70-75-68 - 285	\$8,080.00
T20	Franklin Langham	71-70-68-68 - 277	\$44,960.00	T67	Len Mattiace	74-69-68-74 - 285	\$8,080.00
T20	Shigeki Maruyama	69-68-69-71 - 277	\$44,960.00	T67	Tom Purtzer	73-68-75-69 - 285	\$8,080.00
T20	David Toms	70-71-67-69 - 277	\$44,960.00	T72	Fulton Allem	72-68-77-69 - 286	\$7,720.00
T25	Billy Andrade	68-68-74-68 - 278	\$31,200.00	T72	Edward Fryatt	72-70-74-70 - 286	\$7,720.00
T25	Tom Byrum	69-69-74-66 - 278	\$31,200.00	T72	Scott Gump	71-67-76-72 - 286	\$7,720.00
T25	Loren Roberts	70-70-68-70 - 278	\$31,200.00	T72	Bruce Lietzke	74-69-73-70 - 286	\$7,720.00
T25	Kevin Sutherland	68-67-74-69 - 278	\$31,200.00	76	Joe Ogilvie	71-71-73-72 - 287	\$7,520.00
T25	Scott Verplank	70-68-70-70 - 278	\$31,200.00	T77	Ben Crenshaw	73-70-71-74 - 288	\$7,400.00
T30	Brian Gay	75-67-69-68 - 279	\$26,000.00	T77	Steve Pate	76-67-74-71 - 288	\$7,400.00
T30	Craig Parry	72-67-71-69 - 279	\$26,000.00	T79	Doug Barron	71-71-74-73 - 289	\$7,240.00
T30	Tommy Tolles	73-70-67-69 - 279	\$26,000.00	T79	Bruce Smith	75-68-72-74 - 289	\$7,240.00
T33	Greg Chalmers	71-72-72-65 - 280	\$20,250.00	T81	Bob Burns	70-73-77-70 - 290	\$7,080.00
T33	Robert Damron	75-67-67-71 - 280	\$20,250.00	T81	Billy Mayfair	69-73-72-76 - 290	\$7,080.00
T33	Steve Flesch	72-66-73-69 - 280	\$20,250.00	T83	Rick Fehr	72-70-75-75 - 292	\$6,920.00
T33	Dan Forsman	71-66-73-70 - 280	\$20,250.00	T83	Ted Tryba	71-71-76-74 - 292	\$6,920.00
T33	Steve Lowery	77-66-70-67 - 280	\$20,250.00				
T33	Tom Scherrer	71-70-71-68 - 280	\$20,250.00				
T33	Mark Wiebe	70-69-74-67 - 280	\$20,250.00				
T33	Jay Williamson	71-67-69-73 - 280	\$20,250.00				
T41	K.J. Choi	74-68-69-70 - 281	\$13,620.00				
T41	Nick Faldo	70-70-73-68 - 281	\$13,620.00				
T41	Gabriel Hjertstedt	69-70-74-68 - 281	\$13,620.00				
T41	Skip Kendall	70-70-73-68 - 281	\$13,620.00				
T41	Neal Lancaster	69-66-75-71 - 281	\$13,620.00				
T41	J.L. Lewis	71-71-72-67 - 281	\$13,620.00				
T41	David Peoples	71-69-72-69 - 281	\$13,620.00				
T41	Vijay Singh	69-69-73-70 - 281	\$13,620.00				

## LEADERS BY ROUND

**After 18 holes:** 66 - Davis Love III (CVC), Blaine McCallister (CVC)

**After 36 holes:** 129 - Davis Love III

**After 54 holes:** 200 - John Huston, Davis Love III



## 1999 Results

**Champion:** Loren Roberts

**Score:** 66-66-62-68 – 262

**Purse:** \$3,000,000

**Champion's Share:** \$540,000

Loren Roberts' dramatic victory over Steve Pate on the first playoff hole ended his two-year PGA TOUR victory drought. Roberts and Pate forced the 12th playoff in tournament history. The 18-under, 272, was the lowest winning score in the 31-year history of the tournament. At 43 years old, Roberts also became the oldest winner of the tournament since it became the Byron Nelson Classic in 1968.

## Complete Results

<b>1</b>	<b>Loren Roberts</b>	<b>66-66-62-68 - 262</b>	<b>\$540,000.00</b>	T46	Mike Brisky	70-68-69-72 - 279	\$8,316.00
2	Steve Pate	63-65-68-66 - 262	\$324,000.00	T46	Brent Geiberger	66-71-66-76 - 279	\$8,316.00
T3	Chris DiMarco	64-69-68-68 - 269	\$144,000.00	T46	Mike Sposa	67-69-72-71 - 279	\$8,316.00
T3	Sergio Garcia	62-67-71-69 - 269	\$144,000.00	T46	Ted Tryba	66-70-68-75 - 279	\$8,316.00
T3	Lee Janzen	68-64-68-69 - 269	\$144,000.00	T51	Michael Bradley	65-67-76-72 - 280	\$6,946.60
T3	Brian Watts	65-71-65-68 - 269	\$144,000.00	T51	Tom Byrum	65-73-70-72 - 280	\$6,946.60
T7	Emlyn Aubrey	64-69-69-69 - 271	\$96,750.00	T51	Mark Calcavecchia	72-66-73-69 - 280	\$6,946.60
T7	Tiger Woods	61-67-74-69 - 271	\$96,750.00	T51	Greg Chalmers	71-67-72-70 - 280	\$6,946.60
T9	Barry Cheesman	63-70-69-70 - 272	\$81,000.00	T51	Fred Couples	69-69-67-75 - 280	\$6,946.60
T9	Paul Goydos	62-76-66-68 - 272	\$81,000.00	T51	Harrison Frazar	65-72-69-74 - 280	\$6,946.60
T9	Chris Perry	67-68-71-66 - 272	\$81,000.00	T51	Brian Henninger	67-69-70-74 - 280	\$6,946.60
T12	Greg Kraft	69-68-72-64 - 273	\$57,000.00	T51	P.H. Horgan III	70-68-71-71 - 280	\$6,946.60
T12	Justin Leonard	63-70-69-71 - 273	\$57,000.00	T51	Chris Riley	66-71-73-70 - 280	\$6,946.60
T12	Andrew Magee	67-65-69-72 - 273	\$57,000.00	T60	Russ Cochran	68-70-69-74 - 281	\$6,510.00
T12	Blaine McCallister	69-65-67-72 - 273	\$57,000.00	T60	Robert Damron	66-69-72-74 - 281	\$6,510.00
T12	Nick Price	63-71-71-68 - 273	\$57,000.00	T60	Scott Dunlap	64-69-71-77 - 281	\$6,510.00
T12	Mark Wiebe	69-68-69-67 - 273	\$57,000.00	T60	Frank Lickliter II	68-69-73-71 - 281	\$6,510.00
T18	Doug Barron	69-66-69-70 - 274	\$37,800.00	T64	Phil Blackmar	68-70-70-74 - 282	\$6,300.00
T18	Brad Faxon	67-66-68-73 - 274	\$37,800.00	T64	Larry Rinker	69-68-70-75 - 282	\$6,300.00
T18	Jeff Gallagher	67-62-74-71 - 274	\$37,800.00	T64	Dave Stockton Jr.	67-70-74-71 - 282	\$6,300.00
T18	Jim Gallagher Jr.	71-64-73-66 - 274	\$37,800.00	T67	John Daly	66-71-73-73 - 283	\$6,090.00
T18	David Ogrin	70-64-70-70 - 274	\$37,800.00	T67	Glen Day	66-71-70-76 - 283	\$6,090.00
T18	Corey Pavin	63-70-69-72 - 274	\$37,800.00	T67	Kent Jones	68-69-74-72 - 283	\$6,090.00
T24	Robert Allenby	67-69-67-72 - 275	\$24,300.00	T67	Charles Raulerson	65-69-74-75 - 283	\$6,090.00
T24	Olin Browne	65-70-68-72 - 275	\$24,300.00	71	Danny Briggs	69-69-69-78 - 285	\$5,940.00
T24	Brandel Chamblee	69-69-70-67 - 275	\$24,300.00	72	Wayne Levi	68-70-72-76 - 286	\$5,880.00
T24	Mike Reid	69-68-70-68 - 275	\$24,300.00	73	J.L. Lewis	66-72-74-78 - 290	\$5,820.00
T24	Esteban Toledo	65-71-70-69 - 275	\$24,300.00				
T24	Kirk Triplett	64-70-71-70 - 275	\$24,300.00				
T30	Mark O'Meara	68-65-74-69 - 276	\$18,630.00				
T30	Craig Parry	69-65-72-70 - 276	\$18,630.00				
T30	Jeff Sluman	69-66-68-73 - 276	\$18,630.00				
T30	Chris Smith	68-69-69-70 - 276	\$18,630.00				
T30	D.A. Weibring	68-68-70-70 - 276	\$18,630.00				
T35	Woody Austin	68-69-70-70 - 277	\$14,475.00				
T35	Doug Dunakey	67-70-69-71 - 277	\$14,475.00				
T35	Dan Forsman	67-70-67-73 - 277	\$14,475.00				
T35	Dudley Hart	70-67-70-70 - 277	\$14,475.00				
T35	David Sutherland	66-72-71-68 - 277	\$14,475.00				
T35	Hal Sutton	67-69-71-70 - 277	\$14,475.00				
T41	Notah Begay III	69-69-72-68 - 278	\$11,100.00				
T41	Jim Carter	66-70-71-71 - 278	\$11,100.00				
T41	Brad Fabel	68-69-71-70 - 278	\$11,100.00				
T41	Steve Lowery	62-70-69-77 - 278	\$11,100.00				
T41	Tom Scherrer	67-69-69-73 - 278	\$11,100.00				
T46	Ben Bates	67-69-73-70 - 279	\$8,316.00				

### LEADERS BY ROUND

**After 18 holes:** 61 - Tiger Woods (CVC)

**After 36 holes:** 128 - Steve Pate, Tiger Woods

**After 54 holes:** 194 - Loren Roberts



## 1998 Results

**Champion:** John Cook

**Score:** 66-68-66-65 – 265

**Purse:** \$2,500,000

**Champion's Share:** \$450,000

John Cook's final round 65, in the midst of hazy and windy Sunday conditions, was good enough to earn him the 10th PGA TOUR victory of his career. The impressive three-stroke victory came after the California native entered the final nine holes trailing then-leader Fred Couples by four strokes. A career-high \$450,000 champion's purse helped Cook to surpass the \$1 million single-season earnings mark for the second time in his career.

## Complete Results

<b>1</b>	<b>John Cook</b>	<b>66-68-66-65 - 265</b>	<b>\$450,000.00</b>	T43	Guy Hill	70-69-71-67 - 277	\$7,612.50
T2	Fred Couples	66-67-63-72 - 268	\$186,666.60	T43	Doug Martin	69-68-70-70 - 277	\$7,612.50
T2	Harrison Frazar	64-68-66-70 - 268	\$186,666.60	T43	Larry Mize	69-69-70-69 - 277	\$7,612.50
T2	Hal Sutton	66-65-68-69 - 268	\$186,666.60	T43	Tom Watson	64-70-72-71 - 277	\$7,612.50
5	Steve Stricker	67-72-65-65 - 269	\$100,000.00	T51	Ronnie Black	73-66-66-73 - 278	\$5,883.30
T6	Bob Friend	63-70-68-69 - 270	\$83,750.00	T51	Tom Byrum	68-71-70-69 - 278	\$5,883.30
T6	Scott McCarron	66-72-68-64 - 270	\$83,750.00	T51	Rocco Mediate	67-70-70-71 - 278	\$5,883.30
T6	Phil Mickelson	66-68-69-67 - 270	\$83,750.00	T51	Craig Stadler	71-67-69-71 - 278	\$5,883.30
T9	Jim Carter	68-68-66-69 - 271	\$67,500.00	T51	Vance Veazey	69-70-69-70 - 278	\$5,883.30
T9	Clark Dennis	67-72-63-69 - 271	\$67,500.00	T51	Willie Wood	69-68-70-71 - 278	\$5,883.30
T9	Tim Herron	69-69-67-66 - 271	\$67,500.00	T57	Mike Hulbert	71-68-69-71 - 279	\$5,525.00
T12	Bob Estes	66-68-70-68 - 272	\$52,500.00	T57	Jeff Maggert	69-70-71-69 - 279	\$5,525.00
T12	Jeff Sluman	67-67-69-69 - 272	\$52,500.00	T57	Chris Perry	67-70-73-69 - 279	\$5,525.00
T12	Tiger Woods	65-71-69-67 - 272	\$52,500.00	T57	Kenny Perry	67-72-66-74 - 279	\$5,525.00
T15	Phil Blackmar	69-69-69-66 - 273	\$41,250.00	T57	Don Pooley	67-71-70-71 - 279	\$5,525.00
T15	Jim Furyk	66-70-68-69 - 273	\$41,250.00	T57	Lee Rinker	69-68-69-73 - 279	\$5,525.00
T15	Mark O'Meara	67-69-69-68 - 273	\$41,250.00	T63	Fulton Allem	69-70-69-72 - 280	\$5,225.00
T15	Kirk Triplett	69-70-67-67 - 273	\$41,250.00	T63	Craig Barlow	69-68-72-71 - 280	\$5,225.00
T19	Jay Don Blake	67-68-69-70 - 274	\$29,250.00	T63	Ben Bates	65-74-70-71 - 280	\$5,225.00
T19	Peter Jacobsen	70-68-67-69 - 274	\$29,250.00	T63	Ernie Els	69-69-71-71 - 280	\$5,225.00
T19	Payne Stewart	68-67-68-71 - 274	\$29,250.00	T63	Paul Goydos	72-66-69-73 - 280	\$5,225.00
T19	Phil Tataurangi	70-68-68-68 - 274	\$29,250.00	T63	Frank Lickliter II	65-72-72-71 - 280	\$5,225.00
T19	Ted Tryba	66-68-70-70 - 274	\$29,250.00	69	Nolan Henke	75-64-70-72 - 281	\$5,050.00
T19	Bob Tway	70-66-69-69 - 274	\$29,250.00	T70	Glen Hnatiuk	68-69-72-73 - 282	\$4,925.00
T25	Tommy Armour III	67-72-66-70 - 275	\$17,512.50	T70	Jim McGovern	71-67-71-73 - 282	\$4,925.00
T25	Russ Cochran	68-67-70-70 - 275	\$17,512.50	T70	Tom Pernice Jr.	73-66-71-72 - 282	\$4,925.00
T25	Glen Day	68-70-67-70 - 275	\$17,512.50	T70	Mike Springer	71-68-71-72 - 282	\$4,925.00
T25	Brad Fabel	70-69-68-68 - 275	\$17,512.50	T74	Richie Coughlan	70-68-74-73 - 285	\$4,750.00
T25	Steve Flesch	71-66-69-69 - 275	\$17,512.50	T74	David Frost	68-71-74-72 - 285	\$4,750.00
T25	Dan Forsman	67-71-69-68 - 275	\$17,512.50	T74	David Ogrin	67-72-72-74 - 285	\$4,750.00
T25	Gabriel Hjertstedt	70-66-70-69 - 275	\$17,512.50	T77	John Daly	67-71-70-79 - 287	\$4,625.00
T25	Steve Jones	69-70-69-67 - 275	\$17,512.50	T77	Omar Uresti	69-68-79-71 - 287	\$4,625.00
T25	Tom Kite	69-70-66-70 - 275	\$17,512.50	79	Jeff Gallagher	69-69-74-76 - 288	\$4,550.00
T25	Corey Pavin	70-67-69-69 - 275	\$17,512.50				
T35	Robert Damron	68-65-72-71 - 276	\$11,546.80				
T35	Chris DiMarco	67-71-68-70 - 276	\$11,546.80				
T35	Donnie Hammond	66-70-70-70 - 276	\$11,546.80				
T35	Mike Heinen	70-69-70-67 - 276	\$11,546.80				
T35	Justin Leonard	68-69-69-70 - 276	\$11,546.80				
T35	Len Mattiace	71-66-70-69 - 276	\$11,546.80				
T35	Blaine McCallister	65-72-69-70 - 276	\$11,546.80				
T35	Esteban Toledo	72-67-66-71 - 276	\$11,546.80				
T43	Ben Crenshaw	70-69-70-68 - 277	\$7,612.50				
T43	Trevor Dodds	68-71-65-73 - 277	\$7,612.50				
T43	R.W. Eaks	66-73-69-69 - 277	\$7,612.50				
T43	Scott Gump	65-70-69-73 - 277	\$7,612.50				

## LEADERS BY ROUND

**After 18 holes:** 63 - Bob Friend (TPC)

**After 36 holes:** 131 - Harrison Frazar, Hal Sutton

**After 54 holes:** 196 - Fred Couples





## 1997 Results

**Champion:** Tiger Woods

**Score:** 64-64-67-68 – 263

**Purse:** \$1,800,000

**Champion's Share:** \$324,000

Tiger Woods continued his brilliant play with a record-tying victory. His 17-under, 263, matched Ernie Els' winning score in 1995. This was Woods' first PGA TOUR start since his record-shattering performance a

few weeks earlier at The Masters. Woods was on his game from the start, trailing Jim Furyk by one stroke after the first round, then leading the rest of the way.

## Complete Results

<b>1</b>	<b>Tiger Woods</b>	<b>64-64-67-68 - 263</b>	<b>\$324,000.00</b>				
2	Lee Rinker	65-63-69-68 - 265	\$194,400.00	T43	Jim Carter	67-66-69-74 - 276	\$5,940.00
T3	Dan Forsman	67-64-66-70 - 267	\$104,400.00	T43	Brandel Chamblee	68-70-68-70 - 276	\$5,940.00
T3	Tom Watson	65-66-69-67 - 267	\$104,400.00	T43	Nick Faldo	66-68-69-73 - 276	\$5,940.00
T5	Brad Bryant	65-67-66-70 - 268	\$56,957.10	T43	Hugh Royer III	73-65-68-70 - 276	\$5,940.00
T5	Jim Furyk	63-67-67-71 - 268	\$56,957.10	T48	Stewart Cink	68-68-74-67 - 277	\$4,524.00
T5	Andrew Magee	66-65-69-68 - 268	\$56,957.10	T48	Ben Crenshaw	66-67-72-72 - 277	\$4,524.00
T5	Chris Perry	65-67-66-70 - 268	\$56,957.10	T48	Brad Fabel	70-68-71-68 - 277	\$4,524.00
T5	Mike Standly	66-63-68-71 - 268	\$56,957.10	T48	Scott Gump	70-63-73-71 - 277	\$4,524.00
T5	Paul Stankowski	64-66-68-70 - 268	\$56,957.10	T48	Don Pooley	68-69-71-69 - 277	\$4,524.00
T5	Bob Tway	69-65-68-66 - 268	\$56,957.10	T48	David Toms	68-67-70-72 - 277	\$4,524.00
T12	Phil Blackmar	68-63-67-71 - 269	\$33,171.40	T54	David Frost	68-68-66-76 - 278	\$4,158.00
T12	John Cook	68-68-66-67 - 269	\$33,171.40	T54	Scott McCarron	68-69-72-69 - 278	\$4,158.00
T12	Eric Johnson	65-69-66-69 - 269	\$33,171.40	T56	Mike Brisky	72-65-71-71 - 279	\$4,050.00
T12	Neal Lancaster	70-66-64-69 - 269	\$33,171.40	T56	Billy Ray Brown	68-69-67-75 - 279	\$4,050.00
T12	Phil Mickelson	66-67-68-68 - 269	\$33,171.40	T56	Rick Fehr	68-68-70-73 - 279	\$4,050.00
T12	Craig Parry	66-66-69-68 - 269	\$33,171.40	T56	Brett Quigley	69-66-68-76 - 279	\$4,050.00
T12	Hal Sutton	68-65-66-70 - 269	\$33,171.40	T60	Kenny Perry	68-67-71-74 - 280	\$3,906.00
T19	David Berganio Jr.	68-63-66-73 - 270	\$20,314.20	T60	Tommy Tolles	68-68-69-75 - 280	\$3,906.00
T19	Olin Browne	74-64-63-69 - 270	\$20,314.20	T60	D.A. Weibring	67-71-71-71 - 280	\$3,906.00
T19	David Edwards	70-67-63-70 - 270	\$20,314.20	T60	Mark Wiebe	67-71-73-69 - 280	\$3,906.00
T19	Dudley Hart	64-68-69-69 - 270	\$20,314.20	T64	Mark Brooks	68-69-68-76 - 281	\$3,744.00
T19	Tom Kite	69-67-67-67 - 270	\$20,314.20	T64	Joe Durant	71-65-74-71 - 281	\$3,744.00
T19	Nick Price	69-65-67-69 - 270	\$20,314.20	T64	Hideki Kase	68-70-67-76 - 281	\$3,744.00
T19	Loren Roberts	70-64-68-68 - 270	\$20,314.20	T64	Davis Love III	68-70-70-73 - 281	\$3,744.00
26	Brad Faxon	67-67-64-73 - 271	\$14,400.00	T64	Chip Sullivan	70-68-72-71 - 281	\$3,744.00
T27	Brent Geiberger	69-68-67-68 - 272	\$13,320.00	69	Marco Dawson	67-70-68-77 - 282	\$3,636.00
T27	Justin Leonard	66-69-67-70 - 272	\$13,320.00	70	P.H. Horgan III	66-71-73-73 - 283	\$3,600.00
T27	Kevin Sutherland	65-69-70-68 - 272	\$13,320.00	T71	Glen Day	67-67-71-79 - 284	\$3,546.00
T30	Payne Stewart	69-68-65-71 - 273	\$11,700.00	T71	Anthony Rodriguez	71-67-69-77 - 284	\$3,546.00
T30	David Sutherland	68-64-70-71 - 273	\$11,700.00				
T30	Kirk Triplett	67-65-66-75 - 273	\$11,700.00				
T33	Andy Bean	68-70-69-67 - 274	\$9,720.00				
T33	Tom Byrum	69-64-71-70 - 274	\$9,720.00				
T33	Doug Martin	66-66-70-72 - 274	\$9,720.00				
T33	Rocco Mediate	66-68-66-74 - 274	\$9,720.00				
T33	Corey Pavin	72-65-69-68 - 274	\$9,720.00				
T38	Shane Bertsch	70-68-67-70 - 275	\$7,740.00				
T38	Scott Dunlap	69-67-66-73 - 275	\$7,740.00				
T38	J.P. Hayes	69-66-67-73 - 275	\$7,740.00				
T38	John Morse	67-64-67-77 - 275	\$7,740.00				
T38	Mike Reid	69-66-69-71 - 275	\$7,740.00				
T43	Patrick Burke	69-69-71-67 - 276	\$5,940.00				

## LEADERS BY ROUND

**After 18 holes:** 63 - Jim Furyk (CVC)

**After 36 holes:** 128 - Lee Rinker, Tiger Woods

**After 54 holes:** 195 - Tiger Woods



## 1996 Results

**Champion:** Phil Mickelson

**Score:** 67-65-67-66 – 265

**Purse:** \$1,500,000

**Champion's Share:** \$270,000

Although Phil Mickelson led the 1996 Nelson after the second round, he constantly and successfully fended off close challenges to win his third PGA TOUR event of the year. The left-handed Mickelson dropped in a 30-foot pitch shot on the TPC's par 5 16th hole in the final round, which ended the hopes of runner-up Craig Parry, who would finish two strokes back.

## Complete Results

<b>1</b>	<b>Phil Mickelson</b>	<b>67-65-67-66 - 265</b>	<b>\$270,000.00</b>	T40	Paul Stankowski	70-68-70-68 - 276	\$4,999.00
2	Craig Parry	70-67-65-65 - 267	\$162,000.00	T40	Tommy Tolles	70-70-67-69 - 276	\$4,999.00
3	David Duval	71-64-68-65 - 268	\$102,000.00	T40	Bobby Wadkins	72-68-69-67 - 276	\$4,999.00
T4	Nick Price	67-66-69-67 - 269	\$66,000.00	T40	D.A. Weibring	70-69-66-71 - 276	\$4,999.00
T4	Jeff Sluman	69-68-65-67 - 269	\$66,000.00	T51	Andy Bean	68-68-71-70 - 277	\$3,530.00
T6	Mark Brooks	64-70-70-66 - 270	\$48,562.50	T51	Billy Ray Brown	75-65-69-68 - 277	\$3,530.00
T6	Gil Morgan	72-64-69-65 - 270	\$48,562.50	T51	Mark Calcavecchia	70-70-68-69 - 277	\$3,530.00
T6	Corey Pavin	67-66-67-70 - 270	\$48,562.50	T51	Steve Jones	67-67-74-69 - 277	\$3,530.00
T6	Mark Wiebe	68-69-63-70 - 270	\$48,562.50	T51	Tom Purtzer	69-70-70-68 - 277	\$3,530.00
T10	Brandel Chamblee	73-62-70-66 - 271	\$31,125.00	T51	Brian Tennyson	71-69-72-65 - 277	\$3,530.00
T10	Allen Doyle	68-69-66-68 - 271	\$31,125.00	T57	Ronnie Black	72-67-72-67 - 278	\$3,300.00
T10	Steve Elkington	67-69-66-69 - 271	\$31,125.00	T57	Olin Browne	68-72-72-66 - 278	\$3,300.00
T10	Greg Kraft	70-69-67-65 - 271	\$31,125.00	T57	David Edwards	69-68-68-73 - 278	\$3,300.00
T10	Jeff Maggert	67-71-66-67 - 271	\$31,125.00	T57	Donnie Hammond	69-70-70-69 - 278	\$3,300.00
T10	Brett Ogle	70-68-64-69 - 271	\$31,125.00	T57	Tom Kite	72-66-68-72 - 278	\$3,300.00
T10	Hal Sutton	69-69-66-67 - 271	\$31,125.00	T57	Dicky Pride	69-71-71-67 - 278	\$3,300.00
T10	Kirk Triplett	71-68-68-64 - 271	\$31,125.00	T57	Tom Watson	68-72-72-66 - 278	\$3,300.00
T18	Fulton Allem	71-67-67-67 - 272	\$19,560.00	T64	Phil Blackmar	70-68-73-68 - 279	\$3,060.00
T18	Jim Carter	71-65-70-66 - 272	\$19,560.00	T64	Guy Boros	66-72-70-71 - 279	\$3,060.00
T18	Glen Day	71-67-65-69 - 272	\$19,560.00	T64	Bart Bryant	71-69-67-72 - 279	\$3,060.00
T18	Ernie Els	69-67-70-66 - 272	\$19,560.00	T64	Curt Byrum	73-67-70-69 - 279	\$3,060.00
T18	Charlie Rymer	68-71-61-72 - 272	\$19,560.00	T64	David Feherty	69-69-71-70 - 279	\$3,060.00
T23	Jay Don Blake	69-66-71-67 - 273	\$12,975.00	T64	David Frost	69-66-73-71 - 279	\$3,060.00
T23	Dan Forsman	67-70-71-65 - 273	\$12,975.00	T64	Paul Goydos	70-67-72-70 - 279	\$3,060.00
T23	Jim Furyk	67-73-65-68 - 273	\$12,975.00	T64	Scott Gump	72-65-73-69 - 279	\$3,060.00
T23	Jeff Gallagher	71-69-67-66 - 273	\$12,975.00	T64	Davis Love III	72-67-71-69 - 279	\$3,060.00
T23	Jay Haas	69-68-65-71 - 273	\$12,975.00	73	Steve Rintoul	69-70-68-73 - 280	\$2,910.00
T23	Justin Leonard	68-72-69-64 - 273	\$12,975.00	T74	Gary Rusnak	67-71-70-73 - 281	\$2,850.00
T29	Brad Bryant	69-66-71-68 - 274	\$9,332.10	T74	Kevin Sutherland	69-66-72-74 - 281	\$2,850.00
T29	Jay Delsing	71-68-70-65 - 274	\$9,332.10	T74	Scott Verplank	67-72-69-73 - 281	\$2,850.00
T29	John Maginnes	73-66-66-69 - 274	\$9,332.10	77	Bruce Lietzke	72-68-75-67 - 282	\$2,790.00
T29	Scott McCarron	65-71-71-67 - 274	\$9,332.10	78	Joey Gullion	69-70-74-70 - 283	\$2,760.00
T29	John Morse	70-65-70-69 - 274	\$9,332.10	79	Anthony Rodriguez	71-67-75-74 - 287	\$2,730.00
T29	Loren Roberts	70-68-69-67 - 274	\$9,332.10				
T29	Chris Smith	72-68-68-66 - 274	\$9,332.10				
T36	John Cook	65-70-70-70 - 275	\$7,218.70				
T36	Steve Lowery	67-69-72-67 - 275	\$7,218.70				
T36	Carl Paulson	69-68-70-68 - 275	\$7,218.70				
T36	Mike Standly	69-68-68-70 - 275	\$7,218.70				
T40	Mike Brisky	66-67-72-71 - 276	\$4,999.00				
T40	Scott Dunlap	69-68-67-72 - 276	\$4,999.00				
T40	Mike Heinen	68-70-66-72 - 276	\$4,999.00				
T40	Franklin Langham	67-71-69-69 - 276	\$4,999.10				
T40	John Mahaffey	73-66-68-69 - 276	\$4,999.00				
T40	Mike Reid	67-67-72-70 - 276	\$4,999.00				
T40	Lee Rinker	73-66-70-67 - 276	\$4,999.00				

## LEADERS BY ROUND

**After 18 holes:** 64 - Mark Brooks (TPC)

**After 36 holes:** 132 - Phil Mickelson

**After 54 holes:** 199 - Phil Mickelson



## 1995 Results

**Champion:** Ernie Els

**Score:** 69-61-65-68 – 263

**Purse:** \$1,300,000

**Champion's Share:** \$234,000

Making his first Nelson appearance, South African Ernie Els was on fire, carding a 17-under, 263 over 72-holes for a three-stroke victory. His 61 in the second-round tied the tournament's 18-hole scoring record and broke the Cottonwood Valley Course record. Els, the reigning U.S. Open champion at the time, recovered from a shaky start by birdieing four of his final six holes in the final round.

## Complete Results

<b>1</b>	<b>Ernie Els</b>	<b>69-61-65-68 - 263</b>	<b>\$234,000.00</b>	T48	Ben Crenshaw	70-67-71-68 - 276	\$3,231.40
T2	Robin Freeman	65-65-68-68 - 266	\$97,066.60	T48	Bob Gilder	70-67-73-66 - 276	\$3,231.40
T2	Mike Heinen	67-66-67-66 - 266	\$97,066.60	T48	Steve Gotsche	66-69-72-69 - 276	\$3,231.40
T2	D.A. Weibring	65-69-67-65 - 266	\$97,066.60	T48	Billy Mayfair	68-70-70-68 - 276	\$3,231.40
T5	Jay Don Blake	64-69-69-66 - 268	\$45,662.50	T48	Tom Purtzer	68-65-71-72 - 276	\$3,231.40
T5	Gil Morgan	68-66-68-66 - 268	\$45,662.50	T48	Omar Uresti	71-66-71-68 - 276	\$3,231.40
T5	Kenny Perry	65-66-70-67 - 268	\$45,662.50	T55	Bob Estes	67-68-72-70 - 277	\$2,912.00
T5	Scott Verplank	67-69-67-65 - 268	\$45,662.50	T55	Donnie Hammond	70-69-70-68 - 277	\$2,912.00
T9	Loren Roberts	68-67-69-65 - 269	\$36,400.00	T55	Ed Humenik	69-67-73-68 - 277	\$2,912.00
T9	Bob Tway	68-66-69-66 - 269	\$36,400.00	T55	Doug Martin	65-66-72-74 - 277	\$2,912.00
T11	Mark Brooks	68-66-69-67 - 270	\$27,560.00	T55	Dennis Paulson	68-67-73-69 - 277	\$2,912.00
T11	Glen Day	63-69-67-71 - 270	\$27,560.00	T55	Scott Simpson	69-69-69-70 - 277	\$2,912.00
T11	Keith Fergus	67-66-71-66 - 270	\$27,560.00	T55	Mike Smith	70-67-72-68 - 277	\$2,912.00
T11	Steve Lowery	72-67-69-62 - 270	\$27,560.00	T62	Brian Claar	67-70-73-68 - 278	\$2,795.00
T11	Craig Stadler	66-67-68-69 - 270	\$27,560.00	T62	Harry Taylor	70-69-68-71 - 278	\$2,795.00
T16	Mark Calcavecchia	64-70-69-68 - 271	\$19,500.00	T64	Brian Henninger	67-72-69-71 - 279	\$2,730.00
T16	Brandel Chamblee	67-68-66-70 - 271	\$19,500.00	T64	Roger Salazar	69-70-68-72 - 279	\$2,730.00
T16	Mark O'Meara	68-66-71-66 - 271	\$19,500.00	T64	Mike Standly	66-71-68-74 - 279	\$2,730.00
T16	Naomichi Joe Ozaki	65-71-68-67 - 271	\$19,500.00	T67	Ronnie Black	69-70-72-69 - 280	\$2,626.00
T16	Corey Pavin	70-65-70-66 - 271	\$19,500.00	T67	Chris DiMarco	65-69-76-70 - 280	\$2,626.00
T21	Bart Bryant	69-69-70-64 - 272	\$13,520.00	T67	Tim Loutstalot	69-67-71-73 - 280	\$2,626.00
T21	Nick Faldo	66-71-69-66 - 272	\$13,520.00	T67	Jerry Pate	72-66-70-72 - 280	\$2,626.00
T21	Scott Hoch	70-64-71-67 - 272	\$13,520.00	T67	Dave Stockton Jr.	71-67-69-73 - 280	\$2,626.00
T21	Howard Twitty	67-68-71-66 - 272	\$13,520.00	T72	Tony Sills	67-66-72-76 - 281	\$2,535.00
T21	Mark Wurtz	66-69-69-68 - 272	\$13,520.00	T72	Tom Watson	68-71-67-75 - 281	\$2,535.00
T26	Emlyn Aubrey	68-66-70-69 - 273	\$9,425.00	T74	Woody Austin	67-69-72-74 - 282	\$2,457.00
T26	Tom Byrum	69-68-69-67 - 273	\$9,425.00	T74	Kawika Cotner	69-69-73-71 - 282	\$2,457.00
T26	Jim Carter	68-71-69-65 - 273	\$9,425.00	T74	Mark Wiebe	70-67-73-72 - 282	\$2,457.00
T26	Justin Leonard	70-66-68-69 - 273	\$9,425.00	T74	Jay Williamson	66-68-72-76 - 282	\$2,457.00
T26	John Mahaffey	71-68-66-68 - 273	\$9,425.00	T78	Mark Carnevale	67-72-73-71 - 283	\$2,366.00
T26	Jeff Sluman	67-67-70-69 - 273	\$9,425.00	T78	Paul Goydos	69-67-73-74 - 283	\$2,366.00
T32	Brad Bryant	70-69-69-66 - 274	\$6,745.50	T78	J.P. Hayes	68-71-76-68 - 283	\$2,366.00
T32	John Cook	71-66-70-67 - 274	\$6,745.50	T81	Larry Nelson	70-69-70-75 - 284	\$2,301.00
T32	Steve Elkington	71-68-68-67 - 274	\$6,745.50	T81	Steve Pate	70-68-73-73 - 284	\$2,301.00
T32	Jeff Maggert	71-66-66-71 - 274	\$6,745.50	83	Lee Rinker	68-71-75-71 - 285	\$2,262.00
T32	Brett Ogle	70-65-69-70 - 274	\$6,745.50	84	John Sikes	68-69-74-77 - 288	\$2,236.00
T32	Jesper Parnevik	68-66-70-70 - 274	\$6,745.50				
T32	Charlie Rymer	66-71-67-70 - 274	\$6,745.50				
T32	Payne Stewart	68-66-71-69 - 274	\$6,745.50				
T32	Fuzzy Zoeller	68-67-64-75 - 274	\$6,745.50				
T41	John Daly	68-65-73-69 - 275	\$4,550.00				
T41	Robert Hoyt	66-69-74-66 - 275	\$4,550.00				
T41	Steve Jones	68-64-73-70 - 275	\$4,550.00				
T41	J.L. Lewis	67-68-69-71 - 275	\$4,550.00				
T41	David Ogrin	72-67-67-69 - 275	\$4,550.00				
T41	Dillard Pruitt	69-70-68-68 - 275	\$4,550.00				
T41	Ray Stewart	65-69-72-69 - 275	\$4,550.00				
T48	Curt Byrum	67-72-66-71 - 276	\$3,231.40				

## LEADERS BY ROUND

**After 18 holes:** 63 - Glen Day (CVC)

**After 36 holes:** 130 - Ernie Els, Robin Freeman

**After 54 holes:** 195 - Ernie Els





## 1994 Results

**Champion:** Neal Lancaster

**Score:** 67-65 – 132\*

**Purse:** \$1,200,000

**Champion's Share:** \$216,000

A rain-soaked tournament week resulted in a 36-hole event, the shortest in Nelson tournament history. The tournament also saw the first six-man playoff in PGA TOUR history. Neal Lancaster sank a four-foot birdie putt on the first extra hole to claim the title. Only one round was completed on the TPC, as the adjoining Cottonwood Valley Course was used for the first time on Saturday and Sunday to complete the necessary two rounds required to make it an official PGA TOUR event. One round was played on each course.

\*Par for 36 holes is 140.

## Complete Results

<b>1</b>	<b>Neal Lancaster</b>	<b>67-65 - 132</b>	<b>\$216,000.00</b>	T42	Steve Rintoul	67-71 - 138	\$3,861.00
T2	Tom Byrum	68-64 - 132	\$72,000.00	T42	Bob Tway	70-68 - 138	\$3,861.00
T2	Mark Carnevale	65-67 - 132	\$72,000.00	T50	Todd Barranger	72-67 - 139	\$2,732.80
T2	David Edwards	67-65 - 132	\$72,000.00	T50	Trevor Dodds	70-69 - 139	\$2,732.80
T2	Yoshinori Mizumaki	66-66 - 132	\$72,000.00	T50	Bob Estes	73-66 - 139	\$2,732.80
T2	David Ogrin	64-68 - 132	\$72,000.00	T50	Rick Fehr	70-69 - 139	\$2,732.80
7	Brad Bryant	66-67 - 133	\$40,200.00	T50	Robin Freeman	70-69 - 139	\$2,732.80
T8	Ronnie Black	70-64 - 134	\$31,200.00	T50	Robert Gamez	69-70 - 139	\$2,732.80
T8	Mark Brooks	67-67 - 134	\$31,200.00	T50	Paul Goydos	73-66 - 139	\$2,732.80
T8	Ben Crenshaw	66-68 - 134	\$31,200.00	T50	Jay Haas	71-68 - 139	\$2,732.80
T8	Bob Gilder	67-67 - 134	\$31,200.00	T50	Jeff Maggert	68-71 - 139	\$2,732.80
T8	Greg Norman	66-68 - 134	\$31,200.00	T50	Sean Murphy	71-68 - 139	\$2,732.80
T8	Jeff Woodland	69-65 - 134	\$31,200.00	T50	Dennis Paulson	73-66 - 139	\$2,732.80
T14	Tommy Armour III	65-70 - 135	\$19,800.00	T50	Dave Rummells	72-67 - 139	\$2,732.80
T14	Chip Beck	72-63 - 135	\$19,800.00	T50	D.A. Russell	70-69 - 139	\$2,732.80
T14	Billy Mayfair	68-67 - 135	\$19,800.00	T50	Mike Sullivan	71-68 - 139	\$2,732.80
T14	Naomichi Joe Ozaki	69-66 - 135	\$19,800.00	T50	Billy Tuten	70-69 - 139	\$2,732.80
T14	Kenny Perry	67-68 - 135	\$19,800.00	T65	Ty Armstrong	68-72 - 140	\$2,304.00
T14	Loren Roberts	71-64 - 135	\$19,800.00	T65	Billy Ray Brown	70-70 - 140	\$2,304.00
T20	Guy Boros	66-70 - 136	\$12,105.00	T65	Russ Cochran	70-70 - 140	\$2,304.00
T20	Mark Calcavecchia	70-66 - 136	\$12,105.00	T65	Ed Dougherty	70-70 - 140	\$2,304.00
T20	Mark O'Meara	69-67 - 136	\$12,105.00	T65	David Frost	72-68 - 140	\$2,304.00
T20	Nick Price	65-71 - 136	\$12,105.00	T65	Hubert Green	71-69 - 140	\$2,304.00
T20	Dicky Pride	70-66 - 136	\$12,105.00	T65	Gary Hallberg	69-71 - 140	\$2,304.00
T20	Craig Stadler	69-67 - 136	\$12,105.00	T65	Brad King	69-71 - 140	\$2,304.00
T20	Doug Tewell	69-67 - 136	\$12,105.00	T65	Brad Lardon	72-68 - 140	\$2,304.00
T20	Jim Thorpe	68-68 - 136	\$12,105.00	T65	Steve Lowery	69-71 - 140	\$2,304.00
T28	Perry Arthur	69-68 - 137	\$6,737.10	T65	Doug Martin	70-70 - 140	\$2,304.00
T28	Jay Don Blake	68-69 - 137	\$6,737.10	T65	Dillard Pruitt	68-72 - 140	\$2,304.00
T28	Michael Bradley	67-70 - 137	\$6,737.10	T65	Joey Rasset	73-67 - 140	\$2,304.00
T28	Bob Eastwood	71-66 - 137	\$6,737.10	T65	Mike Standly	69-71 - 140	\$2,304.00
T28	Tom Garner	67-70 - 137	\$6,737.10	T65	Hal Sutton	73-67 - 140	\$2,304.00
T28	Morris Hatafsky	73-64 - 137	\$6,737.10	T65	Bobby Wadkins	72-68 - 140	\$2,304.00
T28	Tom Kite	68-69 - 137	\$6,737.10	T65	Grant Waite	70-70 - 140	\$2,304.00
T28	Jesper Parnevik	65-72 - 137	\$6,737.10	T65	Mark Wurtz	68-72 - 140	\$2,304.00
T28	Corey Pavin	69-68 - 137	\$6,737.10	T65	Richard Zokol	72-68 - 140	\$2,304.00
T28	Larry Silveira	68-69 - 137	\$6,737.10				
T28	Tim Simpson	67-70 - 137	\$6,737.10				
T28	Ted Tryba	71-66 - 137	\$6,737.10				
T28	D.A. Weibring	68-69 - 137	\$6,737.10				
T28	Willie Wood	70-67 - 137	\$6,737.10				
T42	Brandel Chamblee	68-70 - 138	\$3,861.00				
T42	Chris DiMarco	67-71 - 138	\$3,861.00				
T42	Dan Forsman	72-66 - 138	\$3,861.00				
T42	Ken Green	69-69 - 138	\$3,861.00				
T42	Donnie Hammond	68-70 - 138	\$3,861.00				
T42	Larry Mize	67-71 - 138	\$3,861.00				

## LEADERS BY ROUND

**After 18 holes: 64 - David Ogrin**



## 1993 Results

**Champion:** Scott Simpson

**Score:** 65-66-68-71 – 270

**Purse:** \$1,200,000

**Champion's Share:** \$216,000

Scott Simpson escaped a shaky final round by sinking a 12-foot putt for par on the final hole to win a sunshine-filled 1993 Nelson. Billy Mayfair shot a 61, breaking the tournament's best-round record (Sam Snead holds the Dallas record at 60) on the second round. Shortly afterward, two-time Nelson champion Bruce Lietzke tied the previous record of 62. Another record was tied when Dan Forsman turned in a two-round score of 129. His second round 64 was one stroke better than his opening round 65.

## Complete Results

<b>1</b>	<b>Scott Simpson</b>	<b>65-66-68-71 - 270</b>	<b>\$216,000.00</b>				
T2	Billy Mayfair	71-61-69-70 - 271	\$89,600.00	T43	Steve Elkington	73-68-69-68 - 278	\$3,744.00
T2	Corey Pavin	69-68-67-67 - 271	\$89,600.00	T43	Dudley Hart	71-68-68-71 - 278	\$3,744.00
T2	D.A. Weibring	68-65-69-69 - 271	\$89,600.00	T43	Tom Sieckmann	71-67-72-68 - 278	\$3,744.00
T5	Fred Couples	71-63-70-68 - 272	\$43,800.00	T50	Michael Bradley	70-71-66-72 - 279	\$2,872.00
T5	David Frost	68-66-69-69 - 272	\$43,800.00	T50	Mark Brooks	70-69-71-69 - 279	\$2,872.00
T5	Payne Stewart	70-66-68-68 - 272	\$43,800.00	T50	Gary Hallberg	71-69-71-68 - 279	\$2,872.00
T8	Mark Calcavecchia	67-65-74-67 - 273	\$34,800.00	T50	Brian Kamm	73-67-71-68 - 279	\$2,872.00
T8	Raymond Floyd	66-69-70-68 - 273	\$34,800.00	T50	Bob Lohr	70-69-69-71 - 279	\$2,872.00
T8	Larry Rinker	68-69-67-69 - 273	\$34,800.00	T50	Howard Twitty	66-73-67-73 - 279	\$2,872.00
T11	Fulton Allem	69-67-70-68 - 274	\$22,400.00	T56	Brian Claar	69-67-71-73 - 280	\$2,712.00
T11	John Cook	67-68-67-72 - 274	\$22,400.00	T56	Lennie Clements	67-68-77-68 - 280	\$2,712.00
T11	Donnie Hammond	71-64-71-68 - 274	\$22,400.00	T56	Brian Henninger	72-67-70-71 - 280	\$2,712.00
T11	Hale Irwin	66-72-69-67 - 274	\$22,400.00	T56	Justin Leonard (a)	70-67-68-75 - 280	\$0.00
T11	Davis Love III	68-66-69-71 - 274	\$22,400.00	T60	Mark Hayes	70-67-71-73 - 281	\$2,640.00
T11	Larry Mize	70-67-68-69 - 274	\$22,400.00	T60	Dave Peege	71-64-74-72 - 281	\$2,640.00
T11	Nick Price	68-67-68-71 - 274	\$22,400.00	T60	Mike Schuchart	71-69-71-70 - 281	\$2,640.00
T11	Doug Tewell	68-66-70-70 - 274	\$22,400.00	T63	Jay Haas	70-71-70-71 - 282	\$2,556.00
T11	Dennis Trixler	67-69-73-65 - 274	\$22,400.00	T63	Perry Moss	72-66-72-72 - 282	\$2,556.00
T20	Bob Estes	69-69-67-70 - 275	\$13,000.00	T63	Mike Smith	72-69-72-69 - 282	\$2,556.00
T20	Dan Forsman	65-64-72-74 - 275	\$13,000.00	T63	Harry Taylor	71-69-70-72 - 282	\$2,556.00
T20	Gil Morgan	73-66-66-70 - 275	\$13,000.00	T67	Marco Dawson	70-70-69-74 - 283	\$2,460.00
T20	Dillard Pruitt	71-69-69-66 - 275	\$13,000.00	T67	Tom Lehman	71-67-69-76 - 283	\$2,460.00
T20	Tim Simpson	69-71-67-68 - 275	\$13,000.00	T67	Jim McGovern	72-67-72-72 - 283	\$2,460.00
T20	Tom Watson	68-67-68-72 - 275	\$13,000.00	T67	Ted Schulz	70-69-74-70 - 283	\$2,460.00
T26	Jay Don Blake	69-69-65-73 - 276	\$8,520.00	T71	Steve Lamontagne	71-70-69-74 - 284	\$2,388.00
T26	Russ Cochran	70-70-68-68 - 276	\$8,520.00	T71	John Mahaffey	73-68-72-71 - 284	\$2,388.00
T26	Jeff Cook	74-66-71-65 - 276	\$8,520.00	T73	Neal Lancaster	73-68-72-72 - 285	\$2,328.00
T26	Ed Fiori	70-68-66-72 - 276	\$8,520.00	T73	Tom Purtzer	69-72-74-70 - 285	\$2,328.00
T26	Jaime Gomez	74-66-68-68 - 276	\$8,520.00	T73	Hal Sutton	70-71-72-72 - 285	\$2,328.00
T26	John Inman	70-71-70-65 - 276	\$8,520.00	T76	Paul Goydos	72-69-75-71 - 287	\$2,268.00
T26	Loren Roberts	68-67-70-71 - 276	\$8,520.00	T76	Len Mattiace	76-64-70-77 - 287	\$2,268.00
T33	Russell Beiersdorf	65-70-72-70 - 277	\$5,820.00				
T33	Brandel Chamblee	70-69-70-68 - 277	\$5,820.00				
T33	Ben Crenshaw	70-69-73-65 - 277	\$5,820.00				
T33	Nolan Henke	67-74-71-65 - 277	\$5,820.00				
T33	Bruce Lietzke	71-62-70-74 - 277	\$5,820.00				
T33	Steve Lowery	72-67-67-71 - 277	\$5,820.00				
T33	Blaine McCallister	71-66-69-71 - 277	\$5,820.00				
T33	David Peoples	72-66-70-69 - 277	\$5,820.00				
T33	Greg Twiggs	68-67-71-71 - 277	\$5,820.00				
T33	Mark Wiebe	74-67-69-67 - 277	\$5,820.00				
T43	Brad Bryant	69-66-71-72 - 278	\$3,744.00				
T43	Jay Delsing	71-70-70-67 - 278	\$3,744.00				
T43	Trevor Dodds	69-67-64-78 - 278	\$3,744.00				
T43	John Dowdall	69-70-72-67 - 278	\$3,744.00				

## LEADERS BY ROUND

**After 18 holes:** 65 - Russell Beiersdorf, Dan Forsman, Scott Simpson

**After 36 holes:** 129 - Dan Forsman

**After 54 holes:** 199 - Scott Simpson



## 1992 Results

**Champion:** Billy Ray Brown

**Score:** 69-64-66 – 199\*

**Purse:** \$1,100,000

**Champion's Share:** \$198,000

Billy Ray Brown defeated three former Nelson champions – Ben Crenshaw, Bruce Lietzke and Raymond Floyd — on the first playoff hole to take the rain-shortened 54-hole tournament. Brown, a fifth-year professional from Texas, sank a 20-foot birdie putt for his second PGA TOUR victory.

\*Par for 54 holes is 210.

## Complete Results

<b>1</b>	<b>Billy Ray Brown</b>	<b>69-64-66 – 199</b>	<b>\$198,000.00</b>	T47	Fulton Allem	67-69-71 – 207	\$2,791.20
T2	Ben Crenshaw	65-68-66 – 199	\$82,133.30	T47	David Edwards	69-69-69 – 207	\$2,791.20
T2	Raymond Floyd	66-68-65 – 199	\$82,133.30	T47	Bob Gilder	68-70-69 – 207	\$2,791.20
T2	Bruce Lietzke	65-67-67 – 199	\$82,133.30	T47	Steve Pate	68-71-68 – 207	\$2,791.20
T5	Marco Dawson	70-63-67 – 200	\$40,150.00	T47	Mike Reid	68-68-71 – 207	\$2,791.20
T5	Jay Haas	65-66-69 – 200	\$40,150.00	T47	John Ross	70-69-68 – 207	\$2,791.20
T5	Jim Woodward	69-68-63 – 200	\$40,150.00	T47	Payne Stewart	71-67-69 – 207	\$2,791.20
T8	Bill Glasson	68-66-67 – 201	\$31,900.00	T47	Bob Wolcott	69-69-69 – 207	\$2,791.20
T8	Dudley Hart	67-68-66 – 201	\$31,900.00	T55	Mark Calcavecchia	64-74-70 – 208	\$2,464.00
T8	Jeff Sluman	73-66-62 – 201	\$31,900.00	T55	Keith Clearwater	68-71-69 – 208	\$2,464.00
T11	Brad Bryant	64-68-70 – 202	\$25,300.00	T55	Doug Martin	69-69-70 – 208	\$2,464.00
T11	Dan Forsman	68-66-68 – 202	\$25,300.00	T55	Nick Price	69-68-71 – 208	\$2,464.00
T11	Donnie Hammond	68-67-67 – 202	\$25,300.00	T55	Scott Simpson	69-70-69 – 208	\$2,464.00
T14	Steve Elkington	69-67-67 – 203	\$17,600.00	T55	Denis Watson	68-71-69 – 208	\$2,464.00
T14	Robin Freeman	63-71-69 – 203	\$17,600.00	T55	D.A. Weibring	70-68-70 – 208	\$2,464.00
T14	Wayne Grady	68-71-64 – 203	\$17,600.00	T62	Mark Brooks	73-66-70 – 209	\$2,321.00
T14	John Inman	70-65-68 – 203	\$17,600.00	T62	Russ Cochran	67-70-72 – 209	\$2,321.00
T14	Tom Kite	67-65-71 – 203	\$17,600.00	T62	Ed Dougherty	70-69-70 – 209	\$2,321.00
T14	Tom Purtzer	66-70-67 – 203	\$17,600.00	T62	Steve Lamontagne	68-71-70 – 209	\$2,321.00
T14	Hal Sutton	65-68-70 – 203	\$17,600.00	T62	Kirk Triplett	66-71-72 – 209	\$2,321.00
T21	John Adams	67-66-71 – 204	\$10,326.20	T62	Tom Watson	68-71-70 – 209	\$2,321.00
T21	Rick Fehr	69-70-65 – 204	\$10,326.20	T68	Carl Cooper	70-69-71 – 210	\$2,222.00
T21	Gary Hallberg	66-69-69 – 204	\$10,326.20	T68	Fred Funk	73-66-71 – 210	\$2,222.00
T21	Jim Hallet	65-70-69 – 204	\$10,326.20	T68	Greg Kraft	71-68-71 – 210	\$2,222.00
T21	Jodie Mudd	69-67-68 – 204	\$10,326.20	T71	Chip Beck	68-69-74 – 211	\$2,156.00
T21	John Riegger	68-70-66 – 204	\$10,326.20	T71	David Frost	69-68-74 – 211	\$2,156.00
T21	Lanny Wadkins	65-71-68 – 204	\$10,326.20	T71	Ted Schulz	69-69-73 – 211	\$2,156.00
T21	Richard Zokol	68-70-66 – 204	\$10,326.20	74	Steve Hart	72-67-73 – 212	\$2,112.00
T29	Phil Blackmar	63-71-71 – 205	\$6,413.00				
T29	Bill Britton	69-70-66 – 205	\$6,413.00				
T29	John Daly	71-68-66 – 205	\$6,413.00				
T29	Bob Estes	69-70-66 – 205	\$6,413.00				
T29	Lon Hinkle	68-70-67 – 205	\$6,413.00				
T29	Hale Irwin	69-70-66 – 205	\$6,413.00				
T29	Billy Mayfair	66-71-68 – 205	\$6,413.00				
T29	Dillard Pruitt	68-69-68 – 205	\$6,413.00				
T29	Larry Rinker	66-69-70 – 205	\$6,413.00				
T29	Gary Webb	69-69-67 – 205	\$6,413.00				
T39	Scott Gump	70-66-70 – 206	\$4,180.00				
T39	Bob Lohr	69-70-67 – 206	\$4,180.00				
T39	Davis Love III	67-71-68 – 206	\$4,180.00				
T39	Jeff Maggert	64-73-69 – 206	\$4,180.00				
T39	Blaine McCallister	70-68-68 – 206	\$4,180.00				
T39	Mark O'Meara	66-72-68 – 206	\$4,180.00				
T39	Loren Roberts	66-72-68 – 206	\$4,180.00				
T39	Craig Stadler	69-68-69 – 206	\$4,180.00				

## LEADERS BY ROUND

**After 18 holes: 63 – Phil Blackmar, Robin Freeman**

**After 36 holes: 131 – Jay Haas**





## 1991 Results

**Champion:** Nick Price

**Score:** 68-64-70-68 – 270

**Purse:** \$1,100,000

**Champion's Share:** \$198,000

Nick Price, using a second-round 64 as a springboard to success, overcame a two-shot deficit in the final round to win the 1991 Nelson. Price said he was nervous on the final two holes, but admitted, "I can't tell you what it means to win on the TOUR again." His previous TOUR victory came over Jack Nicklaus at the 1983 World Series of Golf.

## Complete Results

<b>1</b>	<b>Nick Price</b>	<b>68-64-70-68 - 270</b>	<b>\$198,000.00</b>	T43	Roger Maltbie	72-70-69-72 - 283	\$3,214.20
2	Craig Stadler	68-66-70-67 - 271	\$118,800.00	T43	Dillard Pruitt	73-66-69-75 - 283	\$3,214.20
T3	Raymond Floyd	67-69-67-69 - 272	\$52,800.00	T43	Tom Purtzer	70-70-71-72 - 283	\$3,214.20
T3	Corey Pavin	68-66-69-69 - 272	\$52,800.00	T43	Tim Simpson	72-69-68-74 - 283	\$3,214.20
T3	Scott Simpson	68-68-68-68 - 272	\$52,800.00	T43	Bobby Wadkins	67-74-69-73 - 283	\$3,214.20
T3	Hal Sutton	68-68-67-69 - 272	\$52,800.00	T53	Greg Bruckner	72-69-72-71 - 284	\$2,534.40
7	Lanny Wadkins	66-71-68-68 - 273	\$36,850.00	T53	David Canipe	69-69-70-76 - 284	\$2,534.40
T8	Phil Blackmar	70-66-66-73 - 275	\$30,800.00	T53	Mike Hulbert	70-70-69-75 - 284	\$2,534.40
T8	Tom Kite	68-66-66-75 - 275	\$30,800.00	T53	Andrew Magee	70-68-74-72 - 284	\$2,534.40
T8	Loren Roberts	71-68-66-70 - 275	\$30,800.00	T53	Blaine McCallister	75-66-69-74 - 284	\$2,534.40
T8	Tom Watson	65-69-70-71 - 275	\$30,800.00	T58	Lennie Clements	71-70-69-75 - 285	\$2,398.00
T12	Jay Don Blake	68-69-70-69 - 276	\$20,900.00	T58	Rick Fehr	71-67-70-77 - 285	\$2,398.00
T12	Gary Hallberg	72-64-69-71 - 276	\$20,900.00	T58	Dan Forsman	71-70-70-74 - 285	\$2,398.00
T12	Kenny Perry	70-66-69-71 - 276	\$20,900.00	T58	Mark Hayes	72-70-69-74 - 285	\$2,398.00
T12	Dave Rummells	67-70-70-69 - 276	\$20,900.00	T58	Ken Schall	72-69-72-72 - 285	\$2,398.00
T12	Howard Twitty	68-67-68-73 - 276	\$20,900.00	T58	Jim Thorpe	75-64-71-75 - 285	\$2,398.00
T12	Richard Zokol	68-70-67-71 - 276	\$20,900.00	T58	John Wilson	74-67-69-75 - 285	\$2,398.00
T18	Bruce Lietzke	67-67-68-75 - 277	\$15,950.00	T65	Russ Cochran	69-72-71-74 - 286	\$2,277.00
T18	Stan Utley	67-66-69-75 - 277	\$15,950.00	T65	Bob Gilder	73-68-69-76 - 286	\$2,277.00
T20	Larry Silveira	73-64-72-69 - 278	\$13,273.30	T65	Greg Twiggs	70-71-70-75 - 286	\$2,277.00
T20	Mike Sullivan	69-67-66-76 - 278	\$13,273.30	T65	Greg Whisman	69-70-72-75 - 286	\$2,277.00
T20	Mark Wiebe	66-73-67-72 - 278	\$13,273.30	T69	Andy Bean	69-70-74-74 - 287	\$2,200.00
T23	Jay Delsing	70-66-68-75 - 279	\$9,271.40	T69	Dan Hallderson	69-72-71-75 - 287	\$2,200.00
T23	David Frost	70-68-69-72 - 279	\$9,271.40	T69	Bob Lohr	68-70-73-76 - 287	\$2,200.00
T23	Jay Haas	69-70-65-75 - 279	\$9,271.40	72	Bob Eastwood	68-70-72-78 - 288	\$2,156.00
T23	Dudley Hart	67-68-73-71 - 279	\$9,271.40	T73	Mark Brooks	71-71-76-72 - 290	\$2,112.00
T23	Mark Lye	74-68-68-69 - 279	\$9,271.40	T73	Sam Randolph	74-66-76-74 - 290	\$2,112.00
T23	John Mahaffey	69-67-69-74 - 279	\$9,271.40	T73	Bill Sander	72-70-70-78 - 290	\$2,112.00
T23	Mark O'Meara	72-68-70-69 - 279	\$9,271.40	T76	David Graham	70-71-79-71 - 291	\$2,057.00
T30	Payne Stewart	70-70-65-75 - 280	\$7,150.00	T76	Ken Green	70-72-73-76 - 291	\$2,057.00
T30	Doug Tewell	67-70-68-75 - 280	\$7,150.00	T78	Craig Rudolph	68-74-73-78 - 293	\$2,013.00
T30	Willie Wood	70-69-70-71 - 280	\$7,150.00	T78	Leonard Thompson	71-71-73-78 - 293	\$2,013.00
T33	Ronnie Black	69-70-69-73 - 281	\$6,077.50	80	Brandt Jobe	69-71-74-80 - 294	\$1,980.00
T33	Bobby Clampett	71-68-72-70 - 281	\$6,077.50	81	John Daly	72-69-73-81 - 295	\$1,958.00
T33	Fred Couples	70-70-70-71 - 281	\$6,077.50	82	Jeff Maggert	72-70-78-79 - 299	\$1,936.00
T33	Mike Springer	70-68-72-71 - 281	\$6,077.50				
T37	Emlyn Aubrey	66-71-72-73 - 282	\$4,840.00				
T37	Jim Booros	70-70-70-72 - 282	\$4,840.00				
T37	Jerry Haas	72-69-69-72 - 282	\$4,840.00				
T37	Greg Ladehoff	67-69-72-74 - 282	\$4,840.00				
T37	Neal Lancaster	74-68-69-71 - 282	\$4,840.00				
T37	Lindy Miller	71-69-70-72 - 282	\$4,840.00				
T43	Charlie Bowles	73-68-69-73 - 283	\$3,214.20				
T43	Billy Ray Brown	71-71-66-75 - 283	\$3,214.20				
T43	Curt Byrum	71-71-65-76 - 283	\$3,214.20				
T43	David Edwards	70-70-68-75 - 283	\$3,214.20				
T43	Morris Hatahsy	71-71-68-73 - 283	\$3,214.20				

### LEADERS BY ROUND

**After 18 holes:** 65 - Tom Watson

**After 36 holes:** 132 - Nick Price

**After 54 holes:** 200 - Tom Kite



## 1990 Results

**Champion:** Payne Stewart

**Score:** 67-68-67 – 202\*

**Purse:** \$1,000,000

**Champion's Share:** \$180,000

The first rain-shortened Nelson had Payne Stewart vindicating his disappointing 1985 Nelson playoff loss to Bob Eastwood with a sterling display of golf. Stewart carded an eight-under total of 202 in three rounds to claim the title. The course was described as the toughest ever at Las Colinas and one of the most rugged played on for a Nelson.

\*Par for 54 holes is 210.

## Complete Results

<b>1</b>	<b>Payne Stewart</b>	<b>67-68-67 – 202</b>	<b>\$180,000.00</b>	T40	Rocky Thompson	70-71-73 – 214	\$3,332.70
2	Lanny Wadkins	72-67-65 – 204	\$108,000.00	T40	Duffy Waldorf	73-72-69 – 214	\$3,332.70
T3	Mark Calcavecchia	69-69-69 – 207	\$58,000.00	T40	D.A. Weibring	69-75-70 – 214	\$3,332.70
T3	Bruce Lietzke	71-68-68 – 207	\$58,000.00	T51	Jim Benepe	69-73-73 – 215	\$2,315.50
T5	Andrew Magee	69-68-71 – 208	\$38,000.00	T51	George Burns	73-72-70 – 215	\$2,315.50
T5	Tim Simpson	72-66-70 – 208	\$38,000.00	T51	Keith Clearwater	71-70-74 – 215	\$2,315.50
T7	Fred Funk	71-71-67 – 209	\$30,125.00	T51	Kenny Knox	70-74-71 – 215	\$2,315.50
T7	Greg Norman	73-67-69 – 209	\$30,125.00	T51	Steve Lamontagne	66-75-74 – 215	\$2,315.50
T7	Tom Purtzer	70-67-72 – 209	\$30,125.00	T51	David Peoples	74-66-75 – 215	\$2,315.50
T7	Tom Watson	71-69-69 – 209	\$30,125.00	T51	Mike Schuchart	73-71-71 – 215	\$2,315.50
T11	Bob Estes	71-72-67 – 210	\$21,200.00	T51	Hal Sutton	70-74-71 – 215	\$2,315.50
T11	Mark Lye	68-69-73 – 210	\$21,200.00	T51	Tom Weiskopf	74-71-70 – 215	\$2,315.50
T11	Nick Price	74-67-69 – 210	\$21,200.00	T60	Clark Burroughs	73-69-74 – 216	\$2,130.00
T11	Larry Rinker	74-68-68 – 210	\$21,200.00	T60	Bill Buttner	73-71-72 – 216	\$2,130.00
T11	Bobby Wadkins	74-69-67 – 210	\$21,200.00	T60	Peter Jacobsen	70-70-76 – 216	\$2,130.00
T16	Curt Byrum	71-66-74 – 211	\$15,500.00	T60	Corey Pavin	72-72-72 – 216	\$2,130.00
T16	Davis Love III	75-69-67 – 211	\$15,500.00	T60	Bill Sander	72-73-71 – 216	\$2,130.00
T16	Don Pooley	72-69-70 – 211	\$15,500.00	T60	Joey Sindelar	76-69-71 – 216	\$2,130.00
T16	Dillard Pruitt	71-67-73 – 211	\$15,500.00	T60	Mike Smith	71-71-74 – 216	\$2,130.00
T20	Brad Bryant	72-71-69 – 212	\$10,087.50	T60	Doug Tewell	77-67-72 – 216	\$2,130.00
T20	David Canipe	74-70-68 – 212	\$10,087.50	T68	Steve Jones	72-73-72 – 217	\$2,010.00
T20	Ben Crenshaw	71-68-73 – 212	\$10,087.50	T68	Howard Twitty	74-69-74 – 217	\$2,010.00
T20	Raymond Floyd	74-69-69 – 212	\$10,087.50	T68	Mark Wiebe	76-69-72 – 217	\$2,010.00
T20	Wayne Grady	71-71-70 – 212	\$10,087.50	T68	Richard Zokol	71-70-76 – 217	\$2,010.00
T20	Gary Hallberg	75-68-69 – 212	\$10,087.50	T72	Mark Brooks	72-71-75 – 218	\$1,920.00
T20	Andy North	71-72-69 – 212	\$10,087.50	T72	Steve Hart	72-73-73 – 218	\$1,920.00
T20	Dave Rummells	73-70-69 – 212	\$10,087.50	T72	Don Shirey Jr.	73-72-73 – 218	\$1,920.00
T28	Bill Britton	68-73-72 – 213	\$5,850.00	T72	Harry Taylor	70-73-75 – 218	\$1,920.00
T28	Jay Delsing	75-67-71 – 213	\$5,850.00	T72	Paul Trittler	70-74-74 – 218	\$1,920.00
T28	Ed Dougherty	70-72-71 – 213	\$5,850.00	T77	Tom Sieckmann	68-75-76 – 219	\$1,850.00
T28	Rick Fehr	71-72-70 – 213	\$5,850.00	T77	Larry Silveira	70-71-78 – 219	\$1,850.00
T28	David Frost	74-71-68 – 213	\$5,850.00	T79	Greg Bruckner	75-70-75 – 220	\$1,800.00
T28	P.H. Horgan III	71-72-70 – 213	\$5,850.00	T79	Bob Eastwood	74-71-75 – 220	\$1,800.00
T28	Tom Kite	73-71-69 – 213	\$5,850.00	T79	Mark McCumber	73-71-76 – 220	\$1,800.00
T28	Bob Lohr	71-71-71 – 213	\$5,850.00	82	Henry Cagigal	71-74-77 – 222	\$1,760.00
T28	Mark O'Meara	74-71-68 – 213	\$5,850.00				
T28	Chris Perry	72-71-70 – 213	\$5,850.00				
T28	Jeff Sluman	74-66-73 – 213	\$5,850.00				
T28	Lance Ten Broeck	73-72-68 – 213	\$5,850.00				
T40	Fred Couples	76-67-71 – 214	\$3,332.70				
T40	Steve Elkington	73-69-72 – 214	\$3,332.70				
T40	Ed Fiori	71-72-71 – 214	\$3,332.70				
T40	Nolan Henke	70-68-76 – 214	\$3,332.70				
T40	Gary Koch	71-74-69 – 214	\$3,332.70				
T40	John Mahaffey	72-72-70 – 214	\$3,332.70				
T40	Larry Nelson	67-73-74 – 214	\$3,332.70				
T40	Loren Roberts	74-67-73 – 214	\$3,332.70				

## LEADERS BY ROUND

**After 18 holes: 66 – Steve Lamontagne**

**After 36 holes: 135 – Payne Stewart**



## 1989 Results

**Champion:** Jodie Mudd

**Score:** 68-66-66-65 – 265

**Purse:** \$1,000,000

**Champion's Share:** \$180,000

The fourth playoff in the past five Nelson tournaments saw Jodie Mudd defeat Larry Nelson and four other golfers in the final round when he overcame a three-stroke deficit to tie Nelson and defeat the Georgian on the first extra hole.

## Complete Results

<b>1</b>	<b>Jodie Mudd</b>	<b>68-66-66-65 - 265</b>	<b>\$180,000.00</b>	T40	John Mahaffey	65-68-69-73 - 275	\$3,504.40
2	Larry Nelson	63-68-67-67 - 265	\$108,000.00	T40	Corey Pavin	69-68-67-71 - 275	\$3,504.40
3	Mark O'Meara	67-68-65-66 - 266	\$68,000.00	T40	Sam Randolph	64-73-70-68 - 275	\$3,504.40
4	Loren Roberts	65-68-66-68 - 267	\$48,000.00	T40	Mike Sullivan	64-73-70-68 - 275	\$3,504.40
T5	Wayne Levi	62-67-68-71 - 268	\$36,500.00	T40	Bob Tway	69-68-66-72 - 275	\$3,504.40
T5	Larry Mize	67-67-63-71 - 268	\$36,500.00	T49	David Edwards	66-71-70-69 - 276	\$2,468.00
T5	Chris Perry	65-65-70-68 - 268	\$36,500.00	T49	Raymond Floyd	67-66-69-74 - 276	\$2,468.00
T8	Dave Rummells	64-68-67-70 - 269	\$29,000.00	T49	Ken Green	69-66-70-71 - 276	\$2,468.00
T8	Ted Schulz	69-66-66-68 - 269	\$29,000.00	T49	Billy Pierot	64-73-69-70 - 276	\$2,468.00
T8	Payne Stewart	64-70-68-67 - 269	\$29,000.00	T49	Mike Reid	71-65-73-67 - 276	\$2,468.00
T11	Blaine McCallister	67-67-68-68 - 270	\$24,000.00	T54	Webb Heintzelman	68-66-71-72 - 277	\$2,280.00
T11	Craig Stadler	65-66-72-67 - 270	\$24,000.00	T54	Lon Hinkle	67-67-73-70 - 277	\$2,280.00
T13	Mark Calcavecchia	70-67-66-68 - 271	\$18,200.00	T54	Peter Jacobsen	64-70-71-72 - 277	\$2,280.00
T13	Russ Cochran	67-67-71-66 - 271	\$18,200.00	T54	Rick Pearson	65-66-72-74 - 277	\$2,280.00
T13	Steve Jones	68-69-66-68 - 271	\$18,200.00	T54	Lee Trevino	65-68-72-72 - 277	\$2,280.00
T13	Howard Twitty	66-71-66-68 - 271	\$18,200.00	T59	Charlie Bowles	66-71-71-70 - 278	\$2,200.00
T13	Mark Wiebe	70-67-67-67 - 271	\$18,200.00	T59	Nick Price	66-70-70-72 - 278	\$2,200.00
T18	Brad Bryant	66-71-68-67 - 272	\$12,600.00	T59	Robert Thompson	69-68-69-72 - 278	\$2,200.00
T18	Wayne Grady	67-70-68-67 - 272	\$12,600.00	T62	Jim Booros	67-69-72-71 - 279	\$2,130.00
T18	Kenny Knox	64-72-67-69 - 272	\$12,600.00	T62	Bill Buttner	68-69-71-71 - 279	\$2,130.00
T18	Mark McCumber	66-71-69-66 - 272	\$12,600.00	T62	Rex Caldwell	69-67-71-72 - 279	\$2,130.00
T18	Doug Tewell	66-69-71-66 - 272	\$12,600.00	T62	Bruce Lietzke	68-69-71-71 - 279	\$2,130.00
T18	Duffy Waldorf	64-68-71-69 - 272	\$12,600.00	T66	John McComish	69-68-74-69 - 280	\$2,070.00
T24	Isao Aoki	68-69-67-69 - 273	\$7,914.20	T66	Lanny Wadkins	67-68-72-73 - 280	\$2,070.00
T24	Jim Carter	67-67-68-71 - 273	\$7,914.20	T68	Keith Clearwater	67-69-68-77 - 281	\$2,000.00
T24	Nick Faldo	67-66-69-71 - 273	\$7,914.20	T68	Dave Eichelberger	69-68-71-73 - 281	\$2,000.00
T24	Robin Freeman	66-71-67-69 - 273	\$7,914.20	T68	David Graham	68-68-72-73 - 281	\$2,000.00
T24	Dan Halldorson	65-65-70-73 - 273	\$7,914.20	T68	Ed Humenik	69-67-68-77 - 281	\$2,000.00
T24	Steve Hart	66-68-69-70 - 273	\$7,914.20	T68	Pat McGowan	70-66-71-74 - 281	\$2,000.00
T24	Tim Simpson	65-70-68-70 - 273	\$7,914.20				
T31	Billy Andrade	65-69-73-67 - 274	\$5,433.30				
T31	Tommy Armour III	68-69-68-69 - 274	\$5,433.30				
T31	Bobby Clampett	68-67-68-71 - 274	\$5,433.30				
T31	Steve Elkington	66-69-69-70 - 274	\$5,433.30				
T31	Greg Ladehoff	66-66-71-71 - 274	\$5,433.30				
T31	Mark Lye	67-67-72-68 - 274	\$5,433.30				
T31	Dick Mast	66-70-67-71 - 274	\$5,433.30				
T31	Clarence Rose	68-68-67-71 - 274	\$5,433.30				
T31	Tony Sills	66-69-71-68 - 274	\$5,433.30				
T40	Ian Baker-Finch	65-71-69-70 - 275	\$3,504.40				
T40	Jay Don Blake	67-70-67-71 - 275	\$3,504.40				
T40	Buddy Gardner	69-68-68-70 - 275	\$3,504.40				
T40	Tom Kite	70-63-71-71 - 275	\$3,504.40				

## LEADERS BY ROUND

**After 18 holes:** 62 - Wayne Levi

**After 36 holes:** 129 - Wayne Levi

**After 54 holes:** 197 - Wayne Levi, Larry Mize





## 1988 Results

**Champion:** Bruce Lietzke

**Score:** 66-69-66-70 – 271

**Purse:** \$750,000

**Champion's Share:** \$135,000

Sinking a birdie putt on the first extra hole, Bruce Lietzke won his second Nelson title and, for the second time, also won in a playoff. In 1981, Lietzke ended Tom Watson's run of three consecutive Nelson victories in a sudden death playoff, and this time, faced Clarence Rose, who was tied for the lead on the final hole after Lietzke bogeyed the 18th hole. It was the third playoff in the past four years and eighth sudden death in the tournament's 21-year history.

## Complete Results

<b>1</b>	<b>Bruce Lietzke</b>	<b>66-69-66-70 - 271</b>	<b>\$135,000.00</b>	T41	Tim Norris	71-72-69-69 - 281	\$2,486.60
2	Clarence Rose	66-69-67-69 - 271	\$81,000.00	T41	Tim Simpson	73-70-67-71 - 281	\$2,486.60
T3	Ben Crenshaw	66-65-70-71 - 272	\$43,500.00	T41	Richard Zokol	70-72-69-70 - 281	\$2,486.60
T3	David Graham	68-69-67-68 - 272	\$43,500.00	T50	Ed Dougherty	69-73-67-73 - 282	\$1,845.00
T5	Paul Azinger	73-68-63-69 - 273	\$27,375.00	T50	Bill Sander	71-67-73-71 - 282	\$1,845.00
T5	Mark Calcavecchia	70-66-68-69 - 273	\$27,375.00	T50	Lee Trevino	69-74-66-73 - 282	\$1,845.00
T5	John Cook	70-64-69-70 - 273	\$27,375.00	T53	Dave Eichelberger	69-73-70-71 - 283	\$1,720.00
T8	Nick Price	71-68-66-69 - 274	\$22,500.00	T53	Blaine McCallister	71-66-74-72 - 283	\$1,720.00
T8	Craig Stadler	68-66-68-72 - 274	\$22,500.00	T53	Corey Pavin	67-71-70-75 - 283	\$1,720.00
T10	Fred Couples	70-71-65-69 - 275	\$18,750.00	T53	Larry Rinker	70-66-71-76 - 283	\$1,720.00
T10	David Frost	66-70-70-69 - 275	\$18,750.00	T53	Bobby Wadkins	71-67-69-76 - 283	\$1,720.00
T10	Tom Watson	67-73-71-64 - 275	\$18,750.00	T53	D.A. Weibring	67-73-70-73 - 283	\$1,720.00
T13	Bob Eastwood	67-68-68-73 - 276	\$12,857.10	T59	Clark Burroughs	69-69-75-71 - 284	\$1,650.00
T13	Jim Hallet	72-69-68-67 - 276	\$12,857.10	T59	Brandel Chamblee	65-70-76-73 - 284	\$1,650.00
T13	Andrew Magee	67-70-68-71 - 276	\$12,857.10	T59	Greg Powers	72-70-71-71 - 284	\$1,650.00
T13	Jodie Mudd	70-69-67-70 - 276	\$12,857.10	T62	David Edwards	70-72-71-72 - 285	\$1,605.00
T13	Dave Rummells	66-73-66-71 - 276	\$12,857.10	T62	Bob Proben	71-69-74-71 - 285	\$1,605.00
T13	Jeff Sluman	66-67-67-76 - 276	\$12,857.10	T62	Doug Tewell	72-69-67-77 - 285	\$1,605.00
T13	Lanny Wadkins	69-69-68-70 - 276	\$12,857.10	65	Scott Verplank	75-68-72-71 - 286	\$1,575.00
T20	Dave Barr	71-66-72-68 - 277	\$8,737.50	T66	Steve Bowman	72-69-74-72 - 287	\$1,522.50
T20	Jay Don Blake	71-70-68-68 - 277	\$8,737.50	T66	Mark Hayes	70-72-72-73 - 287	\$1,522.50
T20	Bob Lohr	73-66-67-71 - 277	\$8,737.50	T66	David Ogrin	71-72-74-70 - 287	\$1,522.50
T20	Mark Wiebe	64-69-72-72 - 277	\$8,737.50	T66	Dan Pohl	72-69-71-75 - 287	\$1,522.50
T24	Billy Andrade	69-69-72-68 - 278	\$6,075.00	T66	Leonard Thompson	68-71-71-77 - 287	\$1,522.50
T24	Bobby Clampett	68-68-70-72 - 278	\$6,075.00	T66	Howard Twitty	75-68-70-74 - 287	\$1,522.50
T24	Raymond Floyd	67-71-70-70 - 278	\$6,075.00	T72	Ron Streck	72-68-72-77 - 289	\$1,462.50
T24	Peter Jacobsen	66-70-69-73 - 278	\$6,075.00	T72	Harry Taylor	70-71-76-72 - 289	\$1,462.50
T24	Payne Stewart	66-71-68-73 - 278	\$6,075.00	T74	Adam Kase	72-71-75-73 - 291	\$1,432.50
T24	Mike Sullivan	71-70-67-70 - 278	\$6,075.00	T74	David Peoples	72-70-71-78 - 291	\$1,432.50
T30	Curt Byrum	66-69-71-73 - 279	\$4,657.80	76	Roy Biancalana	67-71-72-83 - 293	\$1,410.00
T30	Ken Green	73-66-69-71 - 279	\$4,657.80				
T30	Sandy Lyle	68-71-70-70 - 279	\$4,657.80				
T30	Mark McCumber	71-72-67-69 - 279	\$4,657.80				
T30	Gene Sauers	72-68-68-71 - 279	\$4,657.80				
T35	George Archer	66-70-71-73 - 280	\$3,618.50				
T35	Billy Ray Brown	70-70-73-67 - 280	\$3,618.50				
T35	Dick Mast	70-69-70-71 - 280	\$3,618.50				
T35	Tommy Nakajima	66-72-66-76 - 280	\$3,618.50				
T35	Scott Simpson	70-67-68-75 - 280	\$3,618.50				
T35	Bob Tway	72-70-69-69 - 280	\$3,618.50				
T41	Phil Blackmar	70-69-73-69 - 281	\$2,486.60				
T41	Steve Elkington	67-73-72-69 - 281	\$2,486.60				
T41	Bob Gilder	69-67-69-76 - 281	\$2,486.60				
T41	Donnie Hammond	69-74-73-65 - 281	\$2,486.60				
T41	Mike Hammond	69-70-68-74 - 281	\$2,486.60				
T41	Kenny Knox	70-72-72-67 - 281	\$2,486.60				

## LEADERS BY ROUND

**After 18 holes:** 64 - Mark Wiebe

**After 36 holes:** 131 - Ben Crenshaw

**After 54 holes:** 200 - Jeff Sluman



## 1987 Results

**Champion:** Fred Couples

**Score:** 65-67-64-70 – 266

**Purse:** \$600,000

**Champion's Share:** \$108,000

Nelson records snapped, crackled and popped under mostly windless, ideal golfing conditions with the highlight of a new tournament low of 62 fired by Bob Lohr in the second round at the TPC. Although low and mid-60 scores were prevalent, suspense prevailed until the last moment as Fred Couples withstood a stiff challenge from Mark Calcavecchia in the closing round, winning a playoff on the third extra hole by sinking a par putt. Calcavecchia had closing rounds of 63-64 to tie Couples in regulation.

## Complete Results


<b>1</b>	<b>Fred Couples</b>	<b>65-67-64-70 - 266</b>	<b>\$108,000.00</b>	T41	Danny Briggs	69-64-70-73 - 276	\$1,989.30
2	Mark Calcavecchia	73-66-63-64 - 266	\$64,800.00	T41	Bobby Clampett	68-68-71-69 - 276	\$1,989.30
3	Bob Lohr	69-62-67-69 - 267	\$40,800.00	T41	Gary Krueger	65-70-68-73 - 276	\$1,989.30
T4	Donnie Hammond	68-63-68-69 - 268	\$26,400.00	T41	Harry Taylor	69-67-67-73 - 276	\$1,989.30
T4	Craig Stadler	69-67-67-65 - 268	\$26,400.00	T41	Dennis Trixler	68-69-73-66 - 276	\$1,989.30
T6	Tom Byrum	66-65-69-69 - 269	\$19,425.00	T41	Duffy Waldorf	66-71-67-72 - 276	\$1,989.30
T6	Ben Crenshaw	66-65-67-71 - 269	\$19,425.00	T50	Antonio O. Cerda	69-70-70-68 - 277	\$1,447.20
T6	Tom Kite	70-65-68-66 - 269	\$19,425.00	T50	Ed Dougherty	69-69-71-68 - 277	\$1,447.20
T6	Greg Norman	64-68-67-70 - 269	\$19,425.00	T50	Dave Stockton	72-66-71-68 - 277	\$1,447.20
T10	Ray Barr Jr.	69-66-67-68 - 270	\$15,600.00	T50	Ron Streck	67-71-67-72 - 277	\$1,447.20
T10	David Frost	67-70-66-67 - 270	\$15,600.00	T50	Brett Upper	70-68-70-69 - 277	\$1,447.20
T12	Brad Faxon	69-65-71-66 - 271	\$12,600.00	T55	Russ Cochran	71-67-69-71 - 278	\$1,350.00
T12	Gary Hallberg	65-72-64-70 - 271	\$12,600.00	T55	Ed Fiori	70-69-70-69 - 278	\$1,350.00
T12	Mike Reid	68-66-70-67 - 271	\$12,600.00	T55	Mark Hayes	70-69-70-69 - 278	\$1,350.00
T15	Jay Don Blake	68-67-67-70 - 272	\$9,900.00	T55	Mark McCumber	70-69-69-70 - 278	\$1,350.00
T15	Rick Dalpos	69-68-65-70 - 272	\$9,900.00	T55	Billy Pierot	71-66-71-70 - 278	\$1,350.00
T15	David Edwards	69-68-71-64 - 272	\$9,900.00	T55	Dave Rummells	70-68-71-69 - 278	\$1,350.00
T15	Tim Norris	68-67-70-67 - 272	\$9,900.00	T61	Bobby Cole	68-67-74-70 - 279	\$1,296.00
T19	Kenny Knox	69-68-69-67 - 273	\$6,313.30	T61	Frank Conner	70-69-67-73 - 279	\$1,296.00
T19	Dick Mast	67-72-67-67 - 273	\$6,313.30	T61	Andy Dillard	71-68-66-74 - 279	\$1,296.00
T19	Mike McCullough	69-68-68-68 - 273	\$6,313.30	T64	Lon Hinkle	68-69-68-75 - 280	\$1,254.00
T19	Mark O'Meara	72-64-64-73 - 273	\$6,313.30	T64	Doug Johnson	69-68-67-76 - 280	\$1,254.00
T19	Chris Perry	70-69-67-67 - 273	\$6,313.30	T64	Jodie Mudd	73-65-72-70 - 280	\$1,254.00
T19	Bill Rogers	71-68-63-71 - 273	\$6,313.30	T64	Don Shirey Jr.	71-67-71-71 - 280	\$1,254.00
T19	Payne Stewart	64-71-66-72 - 273	\$6,313.30	T68	Mike Donald	68-69-70-74 - 281	\$1,206.00
T19	Howard Twitty	68-69-69-67 - 273	\$6,313.30	T68	Morris Hatafsky	69-66-75-71 - 281	\$1,206.00
T19	Bobby Wadkins	70-68-66-69 - 273	\$6,313.30	T68	Jim Nelford	69-70-69-73 - 281	\$1,206.00
T28	John Adams	68-68-71-67 - 274	\$3,904.20	T68	Jim Wilson	67-69-70-75 - 281	\$1,206.00
T28	Charles Bolling	67-72-68-67 - 274	\$3,904.20	T72	Curt Byrum	69-68-69-76 - 282	\$1,164.00
T28	Bill Britton	67-67-68-72 - 274	\$3,904.20	T72	Denny Hepler	69-70-72-71 - 282	\$1,164.00
T28	Steve Elkington	66-71-65-72 - 274	\$3,904.20	T72	Lee Trevino	69-70-70-73 - 282	\$1,164.00
T28	Steve Jones	68-69-68-69 - 274	\$3,904.20				
T28	Jeff Sluman	69-66-68-71 - 274	\$3,904.20				
T28	Lanny Wadkins	71-68-69-66 - 274	\$3,904.20				
T35	David Canipe	69-68-70-68 - 275	\$2,895.00				
T35	Jim Carter	68-69-71-67 - 275	\$2,895.00				
T35	Keith Clearwater	67-68-70-70 - 275	\$2,895.00				
T35	Tony Grimes	68-71-66-70 - 275	\$2,895.00				
T35	D.A. Weibring	66-69-70-70 - 275	\$2,895.00				
T35	Mark Wiebe	66-70-67-72 - 275	\$2,895.00				
T41	Dewey Arnette	71-67-69-69 - 276	\$1,989.30				
T41	Paul Azinger	69-69-69-69 - 276	\$1,989.30				
T41	Dave Barr	69-68-71-68 - 276	\$1,989.30				

## LEADERS BY ROUND

**After 18 holes:** 64 - Greg Norman, Payne Stewart

**After 36 holes:** 131 - Tom Byrum, Ben Crenshaw,  
Donnie Hammond, Bob Lohr

**After 54 holes:** 196 - Fred Couples



## 1986 Results

**Champion:** Andy Bean

**Score:** 66-68-67-68 – 269

**Purse:** \$600,000

**Champion's Share:** \$108,000

Andy Bean took advantage of a newly redesigned Tournament Players Course but Nelson tradition held true to form with a close, down-to-the-wire finish. Bean edged Mark Wiebe by one stroke for his second PGA TOUR victory of the year. Former Nelson champion Mark Hayes was the first day leader with a 64, but Bean led the final three rounds, never firing a single round over 68. Tom Watson missed his first Nelson cut in 15 years.

## Complete Results

<b>1</b>	<b>Andy Bean</b>	<b>66-68-67-68 - 269</b>	<b>\$108,000.00</b>				
2	Mark Wiebe	69-66-68-67 - 270	\$64,800.00	T47	Bob Eastwood	71-68-72-70 - 281	\$1,581.00
3	Bobby Wadkins	68-69-66-70 - 273	\$40,800.00	T47	Wayne Grady	72-70-71-68 - 281	\$1,581.00
T4	Mark Hayes	64-72-68-70 - 274	\$23,625.00	T47	Mark Lye	70-69-72-70 - 281	\$1,581.00
T4	Gene Sauers	71-68-66-69 - 274	\$23,625.00	T47	J.C. Snead	72-68-68-73 - 281	\$1,581.00
T4	Craig Stadler	69-69-65-71 - 274	\$23,625.00	T47	Denis Watson	72-68-68-73 - 281	\$1,581.00
T4	Payne Stewart	70-66-67-71 - 274	\$23,625.00	T55	Willie Wood	72-71-69-69 - 281	\$1,581.00
T8	Dan Halldorson	72-69-64-70 - 275	\$16,800.00	T55	Ronnie Black	68-73-71-70 - 282	\$1,350.00
T8	Bob Lohr	70-70-67-68 - 275	\$16,800.00	T55	Charles Bolling	71-65-69-77 - 282	\$1,350.00
T8	Nick Price	73-66-69-67 - 275	\$16,800.00	T55	Ben Crenshaw	71-72-70-69 - 282	\$1,350.00
T8	D.A. Weibring	71-68-68-68 - 275	\$16,800.00	T55	Doug Johnson	74-69-70-69 - 282	\$1,350.00
T12	John Cook	69-69-70-68 - 276	\$11,057.10	T55	Blaine McCallister	70-69-70-73 - 282	\$1,350.00
T12	Raymond Floyd	73-69-65-69 - 276	\$11,057.10	T55	Ron Streck	71-69-73-69 - 282	\$1,350.00
T12	Lon Hinkle	72-69-67-68 - 276	\$11,057.10	T55	Jim Thorpe	72-69-67-74 - 282	\$1,350.00
T12	Bernhard Langer	72-66-66-72 - 276	\$11,057.10	T55	Howard Twitty	74-67-69-72 - 282	\$1,350.00
T12	Andrew Magee	69-68-73-66 - 276	\$11,057.10	T63	Rod Curl	74-69-67-73 - 283	\$1,284.00
T12	Mike McCullough	71-68-70-67 - 276	\$11,057.10	T63	Brad Faxon	69-71-71-72 - 283	\$1,284.00
T12	Jim Simons	72-68-66-70 - 276	\$11,057.10	T63	Steve Pate	71-71-72-69 - 283	\$1,284.00
T19	Mark Brooks	68-73-69-67 - 277	\$7,020.00	T66	David Edwards	71-72-70-71 - 284	\$1,248.00
T19	George Burns	68-72-63-74 - 277	\$7,020.00	T66	Brad Fabel	70-73-69-72 - 284	\$1,248.00
T19	David Graham	72-67-68-70 - 277	\$7,020.00	T66	Adrian Stills	72-70-69-73 - 284	\$1,248.00
T19	Tim Norris	71-71-65-70 - 277	\$7,020.00	T69	Danny Briggs	72-71-69-73 - 285	\$1,200.00
T19	Billy Pierot	70-71-71-65 - 277	\$7,020.00	T69	Bob Gilder	72-71-74-68 - 285	\$1,200.00
T19	Tom Purtzer	74-63-69-71 - 277	\$7,020.00	T69	Tom Gleeton	72-68-74-71 - 285	\$1,200.00
T19	Scott Verplank (a)	72-68-67-70 - 277	\$0.00	T69	Morris Hatafsky	70-72-73-70 - 285	\$1,200.00
T26	Ken Brown	67-76-67-68 - 278	\$4,580.00	T69	Tommy Valentine	69-71-71-74 - 285	\$1,200.00
T26	Trevor Dodds	68-72-69-69 - 278	\$4,580.00	74	Tom Sieckmann	70-71-67-78 - 286	\$1,164.00
T26	Danny Edwards	71-69-70-68 - 278	\$4,580.00	T75	Rick Dalpos	74-69-70-74 - 287	\$1,134.00
T26	Bruce Lietzke	71-70-67-70 - 278	\$4,580.00	T75	Buddy Gardner	70-69-76-72 - 287	\$1,134.00
T26	Jodie Mudd	72-70-67-69 - 278	\$4,580.00	T75	Pat Lindsey	71-72-74-70 - 287	\$1,134.00
T26	Tony Sills	70-69-69-70 - 278	\$4,580.00	T75	Gary McCord	75-67-69-76 - 287	\$1,134.00
T32	Steve Bowman	70-67-74-68 - 279	\$3,260.00	T79	Barry Jaeckel	66-71-75-76 - 288	\$1,098.00
T32	Ed Fiori	71-65-72-71 - 279	\$3,260.00	T79	Lee Trevino	69-73-73-73 - 288	\$1,098.00
T32	Jim Gallagher Jr.	68-67-71-73 - 279	\$3,260.00	T81	Mike Donald	73-70-72-74 - 289	\$1,074.00
T32	Peter Jacobsen	70-70-72-67 - 279	\$3,260.00	T81	Mike Smith	70-71-72-76 - 289	\$1,074.00
T32	Tom Pernice Jr.	70-68-74-67 - 279	\$3,260.00	83	Jeff Sluman	74-65-76-75 - 290	\$1,056.00
T32	Chris Perry	70-72-68-69 - 279	\$3,260.00				
T32	Bill Sander	69-68-70-72 - 279	\$3,260.00				
T32	Hal Sutton	72-71-69-67 - 279	\$3,260.00				
T32	Lanny Wadkins	76-65-69-69 - 279	\$3,260.00				
T41	Russ Cochran	70-71-68-71 - 280	\$2,280.00				
T41	Greg Ladehoff	74-69-69-68 - 280	\$2,280.00				
T41	Jeff Lewis	69-71-70-70 - 280	\$2,280.00				
T41	Pat McGowan	70-70-70-70 - 280	\$2,280.00				
T41	David Ogrin	71-69-68-72 - 280	\$2,280.00				
T41	Scott Simpson	70-66-73-71 - 280	\$2,280.00				
T47	Paul Azinger	71-70-73-67 - 281	\$1,581.00				
T47	Bobby Clampett	70-70-70-71 - 281	\$1,581.00				


## LEADERS BY ROUND

**After 18 holes:** 64 - Mark Hayes

**After 36 holes:** 134 - Andy Bean

**After 54 holes:** 201 - Andy Bean





## 1985 Results

**Champion:** Bob Eastwood

**Score:** 69-66-70-67 – 272

**Purse:** \$500,000

**Champion's Share:** \$90,000

The AT&T Byron Nelson saw its sixth playoff in 1985 and the tournament's first at The Las Colinas Sports Club Course when Bob Eastwood defeated Payne Stewart on the first extra hole after Stewart bogeyed. Stewart had a chance to win it all on the final hole of regulation with only a bogey, but scored his only double bogey of the tournament on the 72nd hole. Mac O'Grady shot a course record 63 and tied tournament records for his first two rounds, but couldn't keep up the pace after leading the first three days.

## Complete Results

<b>1</b>	<b>Bob Eastwood</b>	<b>69-66-70-67 - 272</b>	<b>\$90,000.00</b>	T47	Ian Baker-Finch	69-71-69-76 - 285	\$1,268.70
2	Payne Stewart	67-71-66-68 - 272	\$54,000.00	T47	Dave Eichelberger	70-71-71-73 - 285	\$1,268.70
T3	Mac O'Grady	63-69-69-74 - 275	\$29,000.00	T47	Gibby Gilbert	72-67-75-71 - 285	\$1,268.70
T3	Tom Watson	67-69-73-66 - 275	\$29,000.00	T47	Morris Hatafsky	71-71-67-76 - 285	\$1,268.70
T5	Chi Chi Rodriguez	72-70-69-66 - 277	\$18,250.00	T47	Tom Lehman	69-71-69-76 - 285	\$1,268.70
T5	Craig Stadler	67-70-69-71 - 277	\$18,250.00	T47	Roger Maltbie	70-72-72-71 - 285	\$1,268.70
T5	Lee Trevino	70-71-69-67 - 277	\$18,250.00	T47	Peter Oosterhuis	66-69-72-78 - 285	\$1,268.70
T8	Phil Blackmar	69-73-70-66 - 278	\$14,000.00	T47	Howard Twitty	69-73-71-72 - 285	\$1,268.70
T8	Russ Cochran	71-67-71-69 - 278	\$14,000.00	T55	Rafael Alarcon	71-67-75-73 - 286	\$1,120.00
T8	Bob Lohr	73-69-66-70 - 278	\$14,000.00	T55	Dave Barr	70-72-73-71 - 286	\$1,120.00
T8	Ron Streck	71-67-71-69 - 278	\$14,000.00	T55	Ronnie Black	69-69-74-74 - 286	\$1,120.00
T12	George Archer	73-68-68-70 - 279	\$10,500.00	T55	Rex Caldwell	67-71-75-73 - 286	\$1,120.00
T12	John Cook	66-70-73-70 - 279	\$10,500.00	T55	Donnie Hammond	67-75-71-73 - 286	\$1,120.00
T12	Tom Sieckmann	69-68-69-73 - 279	\$10,500.00	T55	Jim Nelford	74-68-70-74 - 286	\$1,120.00
T15	Buddy Gardner	67-68-73-72 - 280	\$8,500.00	T55	Mike Smith	71-71-72-72 - 286	\$1,120.00
T15	Joe Inman	67-70-70-73 - 280	\$8,500.00	T62	John Fought	70-71-74-72 - 287	\$1,070.00
T15	Chris Perry	71-71-69-69 - 280	\$8,500.00	T62	Jodie Mudd	66-71-73-77 - 287	\$1,070.00
T18	Tom Kite	69-69-74-69 - 281	\$6,520.00	T62	Jeff Sluman	69-69-79-70 - 287	\$1,070.00
T18	Kenny Knox	69-73-70-69 - 281	\$6,520.00	65	Steven Liebler	69-73-72-74 - 288	\$1,050.00
T18	Billy Kratzert	67-70-71-73 - 281	\$6,520.00	T66	Mark Brooks	70-70-77-72 - 289	\$1,025.00
T18	Tony Sills	68-69-70-74 - 281	\$6,520.00	T66	Mike Nicolette	66-76-74-73 - 289	\$1,025.00
T18	D.A. Weibring	68-71-72-70 - 281	\$6,520.00	T66	Mike Peck	71-68-74-76 - 289	\$1,025.00
T23	George Burns	68-72-69-73 - 282	\$4,214.20	T66	Nick Price	68-71-73-77 - 289	\$1,025.00
T23	Dan Forsman	69-68-70-75 - 282	\$4,214.20	T70	Ed Fiori	70-70-75-75 - 290	\$995.00
T23	Ken Green	69-71-72-70 - 282	\$4,214.20	T70	Vance Heafner	68-74-72-76 - 290	\$995.00
T23	Mike Holland	65-75-69-73 - 282	\$4,214.20	72	Curt Byrum	70-72-73-78 - 293	\$980.00
T23	Andrew Magee	64-74-70-74 - 282	\$4,214.20	T73	Pat Lindsey	74-68-76-76 - 294	\$965.00
T23	Pat McGowan	71-70-70-71 - 282	\$4,214.20	T73	Dennis Trixler	72-69-74-79 - 294	\$965.00
T23	David Thore	70-70-69-73 - 282	\$4,214.20	75	Barry Jaeckel	69-73-77-76 - 295	\$950.00
T30	Mark Calcavecchia	72-69-72-70 - 283	\$2,906.20	T76	Tom Byrum	70-67-77-82 - 296	\$935.00
T30	Jim Colbert	72-68-71-72 - 283	\$2,906.20	T76	Mark Hayes	70-72-80-74 - 296	\$935.00
T30	Danny Edwards	68-74-70-71 - 283	\$2,906.20	78	Lanny Wadkins	71-68-78-80 - 297	\$920.00
T30	Keith Fergus	67-71-67-78 - 283	\$2,906.20				
T30	Al Geiberger	68-69-72-74 - 283	\$2,906.20				
T30	Mark Lye	70-70-71-72 - 283	\$2,906.20				
T30	Gary McCord	67-70-71-75 - 283	\$2,906.20				
T30	Hal Sutton	70-71-71-71 - 283	\$2,906.20				
T38	John Adams	73-68-70-73 - 284	\$1,950.00				
T38	Bobby Clampett	74-66-70-74 - 284	\$1,950.00				
T38	David Edwards	72-67-72-73 - 284	\$1,950.00				
T38	Hubert Green	72-70-68-74 - 284	\$1,950.00				
T38	Dan Halldorson	67-71-76-70 - 284	\$1,950.00				
T38	Tim Simpson	71-69-72-72 - 284	\$1,950.00				
T38	Bob Tway	71-69-68-76 - 284	\$1,950.00				
T38	Mark Wiebe	67-70-72-75 - 284	\$1,950.00				
T38	Robert Wrenn	66-72-72-74 - 284	\$1,950.00				

## LEADERS BY ROUND

**After 18 holes:** 63 - Mac O'Grady

**After 36 holes:** 132 - Mac O'Grady

**After 54 holes:** 201 - Mac O'Grady



## 1984 Results

**Champion:** Craig Stadler

**Score:** 70-71-64-71 – 276

**Purse:** \$500,000

**Champion's Share:** \$90,000

Craig Stadler, who hadn't won on the PGA TOUR in 20 months and was playing in his first Nelson since 1981, used his four-stroke advantage going into the final round to withstand a charge by David Edwards and Tom Watson to take his first Nelson title. Stadler took on strong winds for the first two days, staying one stroke under par, then shot a brilliant 64 on the third day to set up his victory. He played steady golf in the final round, finishing at 71, while Edwards brought in a final round 65 to pull within one stroke of

## Complete Results

<b>1</b>	<b>Craig Stadler</b>	<b>70-71-64-71 - 276</b>	<b>\$90,000.00</b>	T44	Sammy Rachels	77-70-71-72 - 290	\$1,511.60
2	David Edwards	68-75-69-65 - 277	\$54,000.00	T44	Mick Soli	74-72-73-71 - 290	\$1,511.60
3	Tom Watson	73-72-66-68 - 279	\$34,000.00	T44	Mark Wiebe	72-75-69-74 - 290	\$1,511.60
T4	Dave Barr	67-73-73-67 - 280	\$22,000.00	T50	Mark Calcavecchia	77-72-71-71 - 291	\$1,196.60
T4	Andy Bean	74-69-69-68 - 280	\$22,000.00	T50	Buddy Gardner	76-72-69-74 - 291	\$1,196.60
T6	Ben Crenshaw	73-72-70-66 - 281	\$16,750.00	T50	Wayne Grady	68-74-72-77 - 291	\$1,196.60
T6	Dan Pohl	73-71-71-66 - 281	\$16,750.00	T50	Dan Halldorson	76-73-73-69 - 291	\$1,196.60
T6	Mike Smith	74-67-68-72 - 281	\$16,750.00	T50	Joe Inman	73-71-74-73 - 291	\$1,196.60
T9	Tom Kite	72-73-68-69 - 282	\$12,500.00	T50	Peter Oosterhuis	72-77-71-71 - 291	\$1,196.60
T9	Wayne Levi	74-73-69-66 - 282	\$12,500.00	T56	Russ Cochran	72-74-74-72 - 292	\$1,120.00
T9	Mark O'Meara	74-71-66-71 - 282	\$12,500.00	T56	Dan Forsman	76-70-73-73 - 292	\$1,120.00
T9	Payne Stewart	75-70-68-69 - 282	\$12,500.00	T56	Mark Lye	76-71-72-73 - 292	\$1,120.00
T9	Hal Sutton	75-68-71-68 - 282	\$12,500.00	T56	Roger Maltbie	74-75-73-70 - 292	\$1,120.00
14	Donnie Hammond	75-72-68-68 - 283	\$9,500.00	T56	Bobby Wadkins	77-70-76-69 - 292	\$1,120.00
T15	George Archer	72-69-72-71 - 284	\$8,500.00	T61	Curt Byrum	76-73-72-72 - 293	\$1,075.00
T15	Jim Thorpe	75-71-68-70 - 284	\$8,500.00	T61	Tim Norris	74-74-72-73 - 293	\$1,075.00
T15	Lee Trevino	72-70-69-73 - 284	\$8,500.00	T61	John Stark	73-75-70-75 - 293	\$1,075.00
T18	George Burns	78-69-71-67 - 285	\$6,750.00	T61	Brett Upper	77-72-70-74 - 293	\$1,075.00
T18	David Graham	72-76-66-71 - 285	\$6,750.00	T65	Al Geiberger	71-76-73-74 - 294	\$1,040.00
T18	Tom Purtzer	74-73-67-71 - 285	\$6,750.00	T65	Mike Holland	71-76-71-76 - 294	\$1,040.00
T18	Denis Watson	74-73-70-68 - 285	\$6,750.00	T65	Robert Hoyt	77-72-77-68 - 294	\$1,040.00
T22	John Adams	73-71-72-70 - 286	\$4,641.60	T68	Bruce Fleisher	76-73-72-74 - 295	\$1,005.00
T22	Charles Coody	72-76-69-69 - 286	\$4,641.60	T68	Tom Lehman	75-73-74-73 - 295	\$1,005.00
T22	Mike Donald	75-72-67-72 - 286	\$4,641.60	T68	Gavan Levenson	75-73-72-75 - 295	\$1,005.00
T22	Tom Jenkins	76-71-70-69 - 286	\$4,641.60	T68	Randy Watkins	77-72-70-76 - 295	\$1,005.00
T22	Billy Kratzert	72-74-71-69 - 286	\$4,641.60	72	Jay Cudd	75-72-75-74 - 296	\$980.00
T22	Pat McGowan	71-72-72-71 - 286	\$4,641.60	73	Jim Booros	72-76-76-73 - 297	\$970.00
T28	Chip Beck	74-69-69-75 - 287	\$3,253.70	74	Leonard Thompson	76-72-76-74 - 298	\$960.00
T28	Jim Colbert	73-73-71-70 - 287	\$3,253.70	T75	Jim Dent	73-76-75-75 - 299	\$945.00
T28	Jay Haas	70-72-70-75 - 287	\$3,253.70	T75	Andy North	75-74-76-74 - 299	\$945.00
T28	Gary Hallberg	74-72-68-73 - 287	\$3,253.70				
T28	Gary McCord	74-71-70-72 - 287	\$3,253.70				
T28	Jim Nelford	76-69-69-73 - 287	\$3,253.70				
T28	Clarence Rose	75-72-67-73 - 287	\$3,253.70				
T35	Brad Bryant	79-70-70-69 - 288	\$2,518.50				
T35	David Ogrin	71-73-70-74 - 288	\$2,518.50				
T35	Joey Rasset	73-74-70-71 - 288	\$2,518.50				
T35	Lanny Wadkins	73-74-76-65 - 288	\$2,518.50				
T39	Seve Ballesteros	74-71-73-71 - 289	\$2,050.00				
T39	Frank Conner	73-69-75-72 - 289	\$2,050.00				
T39	Mac O'Grady	70-77-71-71 - 289	\$2,050.00				
T39	Doug Tewell	73-75-70-71 - 289	\$2,050.00				
T39	D.A. Weibring	69-76-73-71 - 289	\$2,050.00				
T44	Wally Armstrong	73-76-70-71 - 290	\$1,511.60				
T44	Raymond Floyd	74-74-71-71 - 290	\$1,511.60				
T44	Hubert Green	73-73-73-71 - 290	\$1,511.60				

## LEADERS BY ROUND

**After 18 holes:** 67 - Dave Barr

**After 36 holes:** 140 - Dave Barr

**After 54 holes:** 205 - Craig Stadler



## 1983 Results

**Champion:** Ben Crenshaw

**Score:** 71-69-67-66 – 273

**Purse:** \$400,000

**Champion's Share:** \$72,000

Denied a victory at the tournament in 1977 when Ray Floyd swept past him on the last four holes, Texan Ben Crenshaw fired a 66 to overtake Lanny Wadkins and Hal Sutton to win the first Nelson played at Las Colinas Sports Club. Sutton missed a putt on 18 that would have tied him for the lead. The win capped a comeback year for Crenshaw, who had his best year on the TOUR since 1980.

## Complete Results

<b>1</b>	<b>Ben Crenshaw</b>	<b>71-69-67-66 - 273</b>	<b>\$72,000.00</b>	T47	Ken Green	72-72-72-72 - 288	\$1,076.00
T2	Brad Bryant	69-68-69-68 - 274	\$35,200.00	T47	Phillip Hancock	75-68-71-74 - 288	\$1,076.00
T2	Hal Sutton	72-66-67-69 - 274	\$35,200.00	T47	Roger Maltbie	71-72-74-71 - 288	\$1,076.00
T4	Mike Donald	71-64-72-70 - 277	\$13,971.40	T47	Rod Nuckolls	76-69-72-71 - 288	\$1,076.00
T4	Mark Hayes	70-67-71-69 - 277	\$13,971.40	T51	Howard Twitty	74-70-71-74 - 289	\$972.00
T4	Bruce Lietzke	72-67-69-69 - 277	\$13,971.40	T51	Bobby Wadkins	71-71-73-74 - 289	\$972.00
T4	Gary McCord	71-68-70-68 - 277	\$13,971.40	T53	Ronnie Black	75-69-73-73 - 290	\$936.00
T4	Tom Purtzer	71-64-70-72 - 277	\$13,971.40	T53	Pat Lindsey	69-73-74-74 - 290	\$936.00
T4	Lanny Wadkins	67-69-68-73 - 277	\$13,971.40	T55	Bruce Fleisher	75-70-73-73 - 291	\$896.00
T4	Tom Watson	75-67-69-66 - 277	\$13,971.40	T55	Bob Gilder	74-68-77-72 - 291	\$896.00
T11	Dave Barr	68-72-70-68 - 278	\$8,480.00	T55	Tom Jenkins	76-69-73-73 - 291	\$896.00
T11	David Edwards	70-68-74-66 - 278	\$8,480.00	T55	Larry Mize	73-72-72-74 - 291	\$896.00
T11	Ed Fiori	70-66-71-71 - 278	\$8,480.00	T55	Lonnie Nielsen	74-71-73-73 - 291	\$896.00
T11	Dan Forsman	76-64-70-68 - 278	\$8,480.00	T55	Mick Soli	69-69-78-75 - 291	\$896.00
T11	John Fought	70-68-71-69 - 278	\$8,480.00	T55	Curtis Strange	71-69-74-77 - 291	\$896.00
16	Lon Hinkle	71-70-70-68 - 279	\$6,800.00	T62	David Graham	74-70-74-74 - 292	\$848.00
T17	Rex Caldwell	69-71-70-70 - 280	\$5,800.00	T62	Hubert Green	74-71-74-73 - 292	\$848.00
T17	Raymond Floyd	73-65-70-72 - 280	\$5,800.00	T62	Billy Kratzert	71-72-76-73 - 292	\$848.00
T17	Peter Oosterhuis	71-68-71-70 - 280	\$5,800.00	T62	Bill Murchison	71-73-76-72 - 292	\$848.00
T17	Dan Pohl	72-70-66-72 - 280	\$5,800.00	T62	Clarence Rose	76-68-73-75 - 292	\$848.00
T21	Nick Faldo	71-69-72-69 - 281	\$4,640.00	T67	Tom Lehman	71-73-75-74 - 293	\$816.00
T21	Joey Rasset	70-69-75-67 - 281	\$4,640.00	T67	Mark McCumber	74-69-74-76 - 293	\$816.00
T23	George Archer	72-69-72-69 - 282	\$3,840.00	T67	Jeff Mitchell	74-71-76-72 - 293	\$816.00
T23	Jim Nelford	71-67-74-70 - 282	\$3,840.00	70	Lance Ten Broeck	75-69-77-73 - 294	\$800.00
T23	Jack Nicklaus	69-74-70-69 - 282	\$3,840.00	71	Mark Calcavecchia	71-71-76-77 - 295	\$792.00
T26	Jim Colbert	71-70-70-72 - 283	\$3,140.00	T72	Doug Brown	74-71-76-78 - 299	\$780.00
T26	Mark Lye	69-71-73-70 - 283	\$3,140.00	T72	Larry Rinker	76-67-79-77 - 299	\$780.00
T28	Bill Calfee	81-64-69-70 - 284	\$2,660.00	74	Rick Pearson	74-69-74-84 - 301	\$768.00
T28	Bob Eastwood	74-65-72-73 - 284	\$2,660.00				
T28	Buddy Gardner	73-69-71-71 - 284	\$2,660.00				
T28	Pat McGowan	72-67-75-70 - 284	\$2,660.00				
T28	Dave Stockton	72-72-70-70 - 284	\$2,660.00				
T28	Doug Tewell	69-71-73-71 - 284	\$2,660.00				
T34	John Cook	73-70-72-70 - 285	\$2,160.00				
T34	Bruce Devlin	72-70-71-72 - 285	\$2,160.00				
T34	Dave Eichelberger	71-70-72-72 - 285	\$2,160.00				
37	Donnie Hammond	72-67-73-74 - 286	\$1,960.00				
T38	Andy Bean	73-68-74-72 - 287	\$1,560.00				
T38	George Cadle	71-68-75-73 - 287	\$1,560.00				
T38	Lennie Clements	73-71-72-71 - 287	\$1,560.00				
T38	Keith Fergus	72-72-70-73 - 287	\$1,560.00				
T38	Thomas Gray	70-73-72-72 - 287	\$1,560.00				
T38	Steve Melnyk	72-70-72-73 - 287	\$1,560.00				
T38	Lindy Miller	73-66-73-75 - 287	\$1,560.00				
T38	Victor Regalado	71-67-75-74 - 287	\$1,560.00				
T38	Tom Weiskopf	70-73-72-72 - 287	\$1,560.00				

## LEADERS BY ROUND

**After 18 holes:** 67 - Lanny Wadkins

**After 36 holes:** 135 - Mike Donald, Tom Purtzer

**After 54 holes:** 204 - Lanny Wadkins



## 1982 Results

**Champion:** Bob Gilder

**Score:** 67-65-67-67 – 266

**Purse:** \$350,000

**Champion's Share:** \$63,000

The PGA TOUR golfers bid their farewell to Preston Trail and the course showed its best side as a record number of golfers broke par and winner Bob Gilder set a tournament record low of 266 (14 under par) with four sub-par rounds. More than 20 players (22) wound up under par for the tournament. Gilder took over the lead after the second round and blitzed the field and the Trail the rest of the way with record settings for 54 and 72 holes.

## Complete Results

<b>1</b>	<b>Bob Gilder</b>	<b>67-65-67-67 - 266</b>	<b>\$63,000.00</b>	T39	Jack Renner	72-70-69-72 - 283	\$1,261.40
2	Curtis Strange	65-72-65-69 - 271	\$37,800.00	T39	Leonard Thompson	69-70-70-74 - 283	\$1,261.40
T3	David Graham	68-69-66-70 - 273	\$18,200.00	T49	Jim Dent	71-69-74-70 - 284	\$873.20
T3	Dan Halldorson	68-68-69-68 - 273	\$18,200.00	T49	Al Geiberger	69-71-74-70 - 284	\$873.20
T3	Tom Watson	71-68-67-67 - 273	\$18,200.00	T49	Blaine McCallister	72-67-70-75 - 284	\$873.20
T6	George Archer	65-68-71-70 - 274	\$11,331.20	T49	John Schroeder	71-69-67-77 - 284	\$873.20
T6	Phillip Hancock	70-68-66-70 - 274	\$11,331.20	T53	John Adams	72-71-71-71 - 285	\$810.20
T6	Bruce Lietzke	69-69-70-66 - 274	\$11,331.20	T53	Dave Eichelberger	73-68-70-74 - 285	\$810.20
T6	Bob Shearer	68-68-71-67 - 274	\$11,331.20	T53	Gavan Levenson	71-68-74-72 - 285	\$810.20
T10	Jim Colbert	68-72-66-70 - 276	\$7,758.30	T53	Pat McGowan	76-67-71-71 - 285	\$810.20
T10	Lon Hinkle	69-68-72-67 - 276	\$7,758.30	T57	Frank Conner	69-70-72-75 - 286	\$787.50
T10	Scott Hoch	72-68-68-68 - 276	\$7,758.30	T57	Jim Nelford	70-70-70-76 - 286	\$787.50
T10	Pat Lindsey	70-72-69-65 - 276	\$7,758.30	T59	Mike Donald	71-69-74-73 - 287	\$763.00
T10	Jack Newton	71-69-67-69 - 276	\$7,758.30	T59	Jack Ferenz	72-67-74-74 - 287	\$763.00
T10	Bobby Wadkins	68-69-70-69 - 276	\$7,758.30	T59	Gibby Gilbert	71-70-69-77 - 287	\$763.00
T16	Bruce Fleisher	66-73-67-71 - 277	\$5,600.00	T59	Greg Powers	74-68-80-65 - 287	\$763.00
T16	Vance Heafner	66-70-72-69 - 277	\$5,600.00	T59	Lee Trevino	72-71-69-75 - 287	\$763.00
T16	Mike Reid	70-73-67-67 - 277	\$5,600.00	T64	Stanton Altgelt	74-67-72-75 - 288	\$728.00
T19	Tim Graham	68-74-67-69 - 278	\$4,725.00	T64	Dan Pohl	70-70-70-78 - 288	\$728.00
T19	D.A. Weibring	68-68-69-73 - 278	\$4,725.00	T64	Dave Stockton	71-69-75-73 - 288	\$728.00
T21	Bob Eastwood	69-70-71-69 - 279	\$4,060.00	T64	Hal Sutton	73-70-74-71 - 288	\$728.00
T21	Steve Melnyk	71-71-71-66 - 279	\$4,060.00	T64	Larry Ziegler	71-72-72-73 - 288	\$728.00
T23	Jay Cudd	70-71-70-69 - 280	\$3,027.50	T69	Gary McCord	74-68-73-74 - 289	\$696.50
T23	Raymond Floyd	72-70-72-66 - 280	\$3,027.50	T69	Jet Ozaki	71-72-67-79 - 289	\$696.50
T23	Mike Holland	67-73-68-72 - 280	\$3,027.50	T69	Clarence Rose	71-72-73-73 - 289	\$696.50
T23	Tom Jones	71-66-71-72 - 280	\$3,027.50	T69	Scott Watkins	71-71-76-71 - 289	\$696.50
T23	Ron Streck	70-71-69-70 - 280	\$3,027.50	T73	Mike Booker	70-70-75-75 - 290	\$668.50
T23	Lance Ten Broeck	72-68-70-70 - 280	\$3,027.50	T73	Lennie Clements	69-73-78-70 - 290	\$668.50
T29	Barry Harwell	68-74-72-67 - 281	\$2,432.50	T73	Charlie Gibson	71-69-78-72 - 290	\$668.50
T29	Jerry Heard	72-70-73-66 - 281	\$2,432.50	T73	Steve Jones	68-75-76-71 - 290	\$668.50
T31	Woody Blackburn	71-70-68-73 - 282	\$1,942.50	T77	Allen Miller	70-73-76-72 - 291	\$647.50
T31	Antonio O. Cerda	72-69-72-69 - 282	\$1,942.50	T77	Danny Walters	70-70-79-72 - 291	\$647.50
T31	Thomas Gray	71-70-71-70 - 282	\$1,942.50	79	Ed Dougherty	73-69-72-78 - 292	\$637.00
T31	Tom Kite	72-69-73-68 - 282	\$1,942.50	80	Bob Proben	69-74-79-74 - 296	\$630.00
T31	Calvin Peete	69-72-70-71 - 282	\$1,942.50				
T31	Don Reese	71-70-72-69 - 282	\$1,942.50				
T31	Scott Simpson	69-69-75-69 - 282	\$1,942.50				
T31	Howard Twitty	71-71-70-70 - 282	\$1,942.50				
T39	Eric Batten	66-75-68-74 - 283	\$1,261.40				
T39	George Burns	71-70-74-68 - 283	\$1,261.40				
T39	Forrest Fezler	70-69-74-70 - 283	\$1,261.40				
T39	Morris Hatafsky	67-72-68-76 - 283	\$1,261.40				
T39	Mark Hayes	70-71-70-72 - 283	\$1,261.40				
T39	Mark Lye	71-69-70-73 - 283	\$1,261.40				
T39	Mike Nicolette	69-73-69-72 - 283	\$1,261.40				
T39	Tom Purtzer	70-71-67-75 - 283	\$1,261.40				

## LEADERS BY ROUND

**After 18 holes:** 65 - George Archer, Curtis Strange

**After 36 holes:** 132 - Bob Gilder

**After 54 holes:** 199 - Bob Gilder





## 1981 Results

Champion: Bruce Lietzke

Score: 68-74-69-70 – 281

Purse: \$300,000

Champion's Share: \$54,000

It all came to an end for Tom Watson in his quest for a fourth straight win at the tournament, which would have tied a PGA TOUR record. Trailing Watson by three shots going into Sunday, Bruce Lietzke overtook the Missourian on the final round, forced a playoff and watched as Watson took a bogey to Lietzke's par on the first sudden-death hole when he missed a two-and-a-half-foot putt.

## Complete Results

<b>1</b>	<b>Bruce Lietzke</b>	<b>68-74-69-70 - 281</b>	<b>\$54,000.00</b>	T44	Rex Caldwell	73-73-75-72 - 293	\$990.00
2	Tom Watson	66-70-72-73 - 281	\$32,400.00	T44	Pat Lindsey	74-69-73-77 - 293	\$990.00
T3	Bobby Clampett	69-73-67-74 - 283	\$17,400.00	T44	Bill Rogers	70-76-70-77 - 293	\$990.00
T3	Tom Purtzer	72-68-72-71 - 283	\$17,400.00	T47	Charles Coody	74-71-72-77 - 294	\$761.20
5	Ben Crenshaw	75-68-72-69 - 284	\$12,000.00	T47	Dave Eichelberger	70-73-80-71 - 294	\$761.20
T6	Raymond Floyd	68-69-77-71 - 285	\$10,050.00	T47	Jack Ferenz	71-75-75-73 - 294	\$761.20
T6	Cesar Sanudo	70-70-75-70 - 285	\$10,050.00	T47	Terry Mauney	72-73-78-71 - 294	\$761.20
T6	Curtis Strange	69-74-70-72 - 285	\$10,050.00	T47	Tim Simpson	72-68-75-79 - 294	\$761.20
T9	Fred Couples	70-76-69-71 - 286	\$8,400.00	T47	Ed Sneed	72-74-73-75 - 294	\$761.20
T9	Bruce Devlin	72-71-72-71 - 286	\$8,400.00	T47	Craig Stadler	75-69-75-75 - 294	\$761.20
T11	Lon Hinkle	71-71-71-74 - 287	\$6,360.00	T47	Bobby Wadkins	75-70-77-72 - 294	\$761.20
T11	Joe Inman	71-72-72-72 - 287	\$6,360.00	T55	Buddy Gardner	69-77-74-75 - 295	\$681.00
T11	Tom Jenkins	69-71-72-75 - 287	\$6,360.00	T55	Gary Koch	71-69-82-73 - 295	\$681.00
T11	Larry Nelson	69-77-69-72 - 287	\$6,360.00	T55	Rod Nuckolls	75-70-76-74 - 295	\$681.00
T11	Chi Chi Rodriguez	76-67-72-72 - 287	\$6,360.00	T55	John Schroeder	76-68-78-73 - 295	\$681.00
T16	Brad Bryant	72-70-73-73 - 288	\$4,650.00	59	Dan Halldorson	71-75-76-74 - 296	\$666.00
T16	Jerry Pate	72-68-75-73 - 288	\$4,650.00	T60	Ted Goin	73-72-74-78 - 297	\$654.00
T16	Dan Pohl	69-74-74-71 - 288	\$4,650.00	T60	Orville Moody	75-70-74-78 - 297	\$654.00
T16	Lee Trevino	71-71-74-72 - 288	\$4,650.00	T60	Bobby Pancratz	70-75-74-78 - 297	\$654.00
T20	Bob Gilder	73-69-75-72 - 289	\$3,495.00	T63	Artie McNickle	71-72-76-79 - 298	\$639.00
T20	Mark Hayes	73-69-73-74 - 289	\$3,495.00	T63	Calvin Peete	69-74-79-76 - 298	\$639.00
T20	Tim Norris	66-73-76-74 - 289	\$3,495.00	T65	Michael Brannan	73-73-76-77 - 299	\$621.00
T20	Peter Oosterhuis	73-72-69-75 - 289	\$3,495.00	T65	Rod Curl	73-72-75-79 - 299	\$621.00
T24	Frank Conner	72-69-73-76 - 290	\$2,557.50	T65	Gary Hallberg	76-69-76-78 - 299	\$621.00
T24	Gibby Gilbert	73-71-73-73 - 290	\$2,557.50	T65	Vance Heafner	74-72-75-78 - 299	\$621.00
T24	Gene Littler	70-73-76-71 - 290	\$2,557.50	T69	Bob Byman	73-72-79-77 - 301	\$594.00
T24	Mark McCumber	68-72-74-76 - 290	\$2,557.50	T69	Skip Dunaway	70-75-78-78 - 301	\$594.00
T28	Wally Armstrong	71-73-72-75 - 291	\$1,830.00	T69	Mike Holland	72-74-77-78 - 301	\$594.00
T28	Beau Baugh	68-74-72-77 - 291	\$1,830.00	T69	Mike McCullough	71-70-81-79 - 301	\$594.00
T28	Lennie Clements	68-77-74-72 - 291	\$1,830.00	T69	Pat McGowan	69-74-84-74 - 301	\$594.00
T28	Jay Haas	75-71-73-72 - 291	\$1,830.00	74	Thomas Gray	72-73-79-78 - 302	\$576.00
T28	Morris Hatalsky	75-71-71-74 - 291	\$1,830.00				
T28	Rives McBees	70-72-74-75 - 291	\$1,830.00				
T28	Scott Simpson	72-74-73-72 - 291	\$1,830.00				
T28	Allan Strange	73-72-72-74 - 291	\$1,830.00				
T28	Mike Sullivan	69-74-73-75 - 291	\$1,830.00				
T28	Tom Weiskopf	72-74-72-73 - 291	\$1,830.00				
T38	Bud Allin	69-69-78-76 - 292	\$1,260.00				
T38	Bill Britton	73-72-73-74 - 292	\$1,260.00				
T38	Forrest Fezler	69-74-74-75 - 292	\$1,260.00				
T38	Steve Melnyk	74-69-76-73 - 292	\$1,260.00				
T38	Mike Morley	73-72-74-73 - 292	\$1,260.00				
T38	Ron Streck	72-74-74-72 - 292	\$1,260.00				

## LEADERS BY ROUND

After 18 holes: 66 - Tim Norris, Tom Watson

After 36 holes: 136 - Tom Watson

After 54 holes: 208 - Tom Watson



## 1980 Results

**Champion:** Tom Watson

**Score:** 64-70-69-71 – 274

**Purse:** \$300,000

**Champion's Share:** \$54,000

Trying to repeat the previous year's exciting finish, Texarkana's Bill Rogers made up four shots in the final round, almost catching Tom Watson but settling for second place one stroke behind the four-time Nelson champion. Watson, who led the tournament wire-to-wire, took his third consecutive Nelson crown and closed in on a PGA TOUR record of four consecutive wins at one tournament, held by Walter Hagen at the PGA from 1924 to 1927.

## Complete Results

<b>1</b>	<b>Tom Watson</b>	<b>64-70-69-71 - 274</b>	<b>\$54,000.00</b>	T48	Skip Dunaway	70-73-72-76 - 291	\$846.00
2	Bill Rogers	69-69-70-67 - 275	\$32,400.00	T48	Woody Fitzhugh	75-71-72-73 - 291	\$846.00
3	Billy Kratzert	71-67-68-71 - 277	\$20,400.00	T50	Butch Baird	71-75-73-74 - 293	\$748.50
4	George Cadle	66-73-67-72 - 278	\$14,400.00	T50	Peter Jacobsen	73-73-74-73 - 293	\$748.50
5	Curtis Strange	66-69-70-74 - 279	\$12,000.00	T50	Mike Nicolette	69-76-73-75 - 293	\$748.50
T6	George Burns	67-70-73-70 - 280	\$10,050.00	T50	Larry Ziegler	70-76-73-74 - 293	\$748.50
T6	Wayne Levi	71-70-71-68 - 280	\$10,050.00	54	Antonio O. Cerda	72-74-73-75 - 294	\$708.00
T6	Ron Streck	67-72-69-72 - 280	\$10,050.00	T55	Tommy Aaron	72-74-76-73 - 295	\$687.00
T9	Andy Bean	71-68-71-71 - 281	\$8,100.00	T55	David Eger	69-73-72-81 - 295	\$687.00
T9	Michael Brannan	67-71-72-71 - 281	\$8,100.00	T55	Ed Fiori	71-75-73-76 - 295	\$687.00
T9	Hale Irwin	69-72-71-69 - 281	\$8,100.00	T55	Lindy Miller	75-70-75-75 - 295	\$687.00
T12	Bruce Lietzke	69-72-69-72 - 282	\$6,600.00	T59	Beau Baugh	72-71-74-79 - 296	\$666.00
T12	Gary McCord	70-75-66-71 - 282	\$6,600.00	T59	Bill Calfee	68-73-77-78 - 296	\$666.00
T14	Tom Kite	69-73-72-69 - 283	\$5,250.00	T59	Stan Stopa	72-73-73-78 - 296	\$666.00
T14	Peter Oosterhuis	72-70-68-73 - 283	\$5,250.00	62	Lanny Wadkins	70-76-75-76 - 297	\$654.00
T14	Mark Pfeil	68-71-70-74 - 283	\$5,250.00	T63	Bob Betley	74-69-79-76 - 298	\$645.00
T14	Greg Powers	70-74-70-69 - 283	\$5,250.00	T63	Steve Melnyk	74-72-78-74 - 298	\$645.00
T18	Frank Conner	72-72-71-69 - 284	\$4,050.00	*T66	Bud Allin	77-70 - 147	\$609.00
T18	Dan Halldorson	72-68-68-76 - 284	\$4,050.00	*T66	Dale Douglass	74-73 - 147	\$609.00
T18	Pat Lindsey	69-73-72-70 - 284	\$4,050.00	*T66	Al Geiberger	72-75 - 147	\$609.00
T18	Scott Simpson	72-71-70-71 - 284	\$4,050.00	*T66	Bunky Henry	76-71 - 147	\$609.00
T22	Wally Armstrong	71-74-72-68 - 285	\$3,000.00	*T66	Mike Hill	74-73 - 147	\$609.00
T22	Gary Koch	70-75-65-75 - 285	\$3,000.00	*T66	Lyn Lott	71-76 - 147	\$609.00
T22	Dana Quigley	71-70-70-74 - 285	\$3,000.00	*T66	D.A. Weibring	71-76 - 147	\$609.00
T22	Lee Trevino	72-72-72-69 - 285	\$3,000.00	*T66	Fuzzy Zoeller	74-73 - 147	\$609.00
T26	Bobby Cole	71-70-75-70 - 286	\$2,220.00				
T26	Rod Curl	71-72-70-73 - 286	\$2,220.00				
T26	Ed Dougherty	72-71-70-73 - 286	\$2,220.00				
T26	J.C. Snead	73-73-69-71 - 286	\$2,220.00				
T26	Bobby Wadkins	70-72-70-74 - 286	\$2,220.00				
T31	Jay Haas	70-75-71-71 - 287	\$1,779.00				
T31	Joe Inman	73-73-70-71 - 287	\$1,779.00				
T31	Barry Jaeckel	76-69-73-69 - 287	\$1,779.00				
T31	Larry Nelson	72-73-70-72 - 287	\$1,779.00				
T31	Bob Shearer	67-77-74-69 - 287	\$1,779.00				
T36	Raymond Floyd	72-68-75-73 - 288	\$1,352.10				
T36	Bob Gilder	68-73-73-74 - 288	\$1,352.10				
T36	David Graham	78-68-70-72 - 288	\$1,352.10				
T36	Mark Lye	70-74-70-74 - 288	\$1,352.10				
T36	Artie McNickle	72-72-74-70 - 288	\$1,352.10				
T36	Jim Nelford	73-72-70-73 - 288	\$1,352.10				
T36	Jack Newton	72-72-76-68 - 288	\$1,352.10				
T43	Jack Nicklaus	70-74-74-71 - 289	\$1,110.00				
T45	Keith Fergus	72-72-72-74 - 290	\$990.00				
T45	Lon Hinkle	70-72-70-78 - 290	\$990.00				
T45	Steven Veriato	74-72-72-72 - 290	\$990.00				

\*These professional golfers were unable to play all four rounds due to weather. They played 36 holes on Sunday.

## LEADERS BY ROUND

**After 18 holes:** 64 - Tom Watson

**After 36 holes:** 134 - Tom Watson

**After 54 holes:** 203 - Tom Watson



## 1979 Results

**Champion:** Tom Watson

**Score:** 64-72-69-70 – 275

**Purse:** \$300,000

**Champion's Share:** \$54,000

It was playoff time again at the tournament as Bill Rogers sank a birdie putt on the 72nd hole to tie Tom Watson and force a playoff. Watson claimed the victory on the first playoff hole, making a birdie to defeat Rogers. The win was Watson's third Nelson victory and his second straight.

## Complete Results


<b>1</b>	<b>Tom Watson</b>	<b>64-72-69-70 - 275</b>	<b>\$54,000.00</b>	T40	Dave Stockton	71-73-69-75 - 288	\$1,170.00
2	Bill Rogers	68-73-68-66 - 275	\$32,400.00	T45	Bob Gilder	67-78-74-70 - 289	\$903.00
3	Larry Nelson	65-68-74-69 - 276	\$20,400.00	T45	Lindy Miller	73-72-71-73 - 289	\$903.00
4	Jerry Pate	69-70-67-72 - 278	\$14,400.00	T45	Arnold Palmer	68-72-76-73 - 289	\$903.00
T5	Michael Brannan	69-73-69-68 - 279	\$10,537.50	T45	Ken Still	71-72-72-74 - 289	\$903.00
T5	Morris Hatalsky	67-71-72-69 - 279	\$10,537.50	T49	Jim Dent	70-74-76-70 - 290	\$768.00
T5	Jerry McGee	71-72-69-67 - 279	\$10,537.50	T49	Eddie Pearce	74-70-74-72 - 290	\$768.00
T5	Calvin Peete	68-70-73-68 - 279	\$10,537.50	T51	Wally Armstrong	70-75-73-73 - 291	\$715.50
T9	Brad Bryant	67-73-73-67 - 280	\$8,400.00	T51	Joe Hager	71-72-75-73 - 291	\$715.50
T9	Gene Littler	69-72-71-68 - 280	\$8,400.00	T51	Mark Lye	73-72-76-70 - 291	\$715.50
T11	George Burns	66-68-76-71 - 281	\$6,900.00	T51	Tommy Thomas	72-73-72-74 - 291	\$715.50
T11	Gary Koch	70-72-70-69 - 281	\$6,900.00	T55	Forrest Fezler	70-73-73-76 - 292	\$681.00
T11	Larry Ziegler	69-74-69-69 - 281	\$6,900.00	T55	Bruce Fleisher	71-73-75-73 - 292	\$681.00
T14	Jay Haas	72-69-71-70 - 282	\$5,250.00	T55	Ron Streck	68-75-72-77 - 292	\$681.00
T14	Ed Sneed	70-70-71-71 - 282	\$5,250.00	T55	Rocky Thompson	72-71-73-76 - 292	\$681.00
T14	Alan Tapie	71-70-71-70 - 282	\$5,250.00	T59	Stanton Altgelt	70-73-77-73 - 293	\$663.00
T14	Lee Trevino	70-72-69-71 - 282	\$5,250.00	T59	Buddy Gardner	73-72-71-77 - 293	\$663.00
18	Curtis Strange	68-76-70-69 - 283	\$4,500.00	T61	John Adams	72-73-78-71 - 294	\$648.00
T19	Rod Curl	70-69-73-72 - 284	\$3,636.00	T61	Mac McLendon	68-77-77-72 - 294	\$648.00
T19	Grier Jones	70-73-73-68 - 284	\$3,636.00	T61	Tom Purtzer	75-70-76-73 - 294	\$648.00
T19	Johnny Miller	70-71-72-71 - 284	\$3,636.00	64	Bobby Cole	72-73-79-71 - 295	\$636.00
T19	Scott Simpson	70-71-72-71 - 284	\$3,636.00	65	Bob Shearer	73-70-78-75 - 296	\$630.00
T19	Lanny Wadkins	67-67-78-72 - 284	\$3,636.00	66	Jim Thorpe	72-73-76-76 - 297	\$624.00
T24	Homero Blancas	70-71-73-71 - 285	\$2,321.20	67	Jerry Heard	72-72-77-77 - 298	\$618.00
T24	Charles Coody	72-72-69-72 - 285	\$2,321.20	68	Bob Zender	71-74-81-76 - 302	\$612.00
T24	Bruce Devlin	66-71-72-76 - 285	\$2,321.20				
T24	Raymond Floyd	72-70-71-72 - 285	\$2,321.20				
T24	Hubert Green	71-70-75-69 - 285	\$2,321.20				
T24	Mark Hayes	69-75-70-71 - 285	\$2,321.20				
T24	Barry Jaeckel	70-73-70-72 - 285	\$2,321.20				
T24	Tom Kite	71-74-74-66 - 285	\$2,321.20				
T32	John Mahaffey	69-71-77-69 - 286	\$1,698.00				
T32	Bob Mann	69-72-73-72 - 286	\$1,698.00				
T32	Greg Powers	70-74-72-70 - 286	\$1,698.00				
T32	Mike Reid	70-73-70-73 - 286	\$1,698.00				
T32	Doug Tewell	70-75-71-70 - 286	\$1,698.00				
T37	Bill Calfee	73-69-73-72 - 287	\$1,410.00				
T37	Gibby Gilbert	72-71-72-72 - 287	\$1,410.00				
T37	Don January	71-71-75-70 - 287	\$1,410.00				
T40	Ben Crenshaw	71-74-71-72 - 288	\$1,170.00				
T40	Phillip Hancock	71-74-71-72 - 288	\$1,170.00				
T40	Ron Mobley	72-70-74-72 - 288	\$1,170.00				
T40	Jim Simons	71-72-73-72 - 288	\$1,170.00				

## LEADERS BY ROUND

**After 18 holes:** 64 - Tom Watson

**After 36 holes:** 133 - Larry Nelson

**After 54 holes:** 205 - Tom Watson



## 1978 Results

**Champion:** Tom Watson

**Score:** 69-67-70-66 – 272

**Purse:** \$200,000

**Champion's Share:** \$40,000

Tied at 6-under, Tom Watson held off a furious finish by Dallas' own Lee Trevino to win his second Nelson title. Watson met every challenge thrown his way by Trevino during the final four holes. Playing behind Trevino, Watson answered Trevino's birdie on 16 with one of his own on 15 and again on the par-4 17 to go ahead. Both made a par on the final hole and Watson walked away with a one-stroke win and second Nelson victory.

## Complete Results

<b>1</b>	<b>Tom Watson</b>	<b>69-67-70-66 - 272</b>	<b>\$40,000.00</b>	T43	Bob Gilder	69-76-70-70 - 285	\$607.50
2	Lee Trevino	70-69-68-66 - 273	\$22,800.00	T43	Bob Mann	73-71-70-71 - 285	\$607.50
T3	Joe Inman	72-70-65-69 - 276	\$9,750.00	T43	Jim Nelford	72-73-68-72 - 285	\$607.50
T3	Don January	69-73-67-67 - 276	\$9,750.00	T43	Peter Oosterhuis	70-72-70-73 - 285	\$607.50
T3	Ed Sneed	70-67-71-68 - 276	\$9,750.00	T43	Gary Player	75-69-71-70 - 285	\$607.50
T3	Dave Stockton	75-69-65-67 - 276	\$9,750.00	T43	Mike Shea	72-71-71-71 - 285	\$607.50
7	Raymond Floyd	68-75-67-67 - 277	\$6,400.00	T43	Bobby Wadkins	73-72-69-71 - 285	\$607.50
T8	Andy Bean	70-72-66-70 - 278	\$5,650.00	T51	Bruce Devlin	70-73-71-72 - 286	\$475.00
T8	Jim Dent	65-71-71-71 - 278	\$5,650.00	T51	Buddy Gardner	75-69-68-74 - 286	\$475.00
T10	David Graham	71-69-73-66 - 279	\$4,100.00	T51	Stan Lee	68-73-74-71 - 286	\$475.00
T10	Barry Jaeckel	67-74-70-68 - 279	\$4,100.00	T51	John Schroeder	70-72-71-73 - 286	\$475.00
T10	Billy Kratzert	71-73-69-66 - 279	\$4,100.00	T55	Bobby Cole	73-70-74-70 - 287	\$430.00
T10	Jerry McGee	72-71-70-66 - 279	\$4,100.00	T55	Gibby Gilbert	76-69-73-69 - 287	\$430.00
T10	Calvin Peete	74-71-67-67 - 279	\$4,100.00	T55	Gene Littler	71-74-72-70 - 287	\$430.00
T10	Alan Tapie	71-72-68-68 - 279	\$4,100.00	T55	Mark Lye	71-73-74-69 - 287	\$430.00
T16	Jay Haas	71-66-71-72 - 280	\$3,000.00	T55	John Schlee	70-74-73-70 - 287	\$430.00
T16	Orville Moody	67-73-67-73 - 280	\$3,000.00	T60	Johnny Miller	69-73-77-69 - 288	\$395.00
T16	Chi Chi Rodriguez	71-70-72-67 - 280	\$3,000.00	T60	Ed Sabo	75-69-73-71 - 288	\$395.00
T19	George Burns	72-73-70-66 - 281	\$2,400.00	62	Dennis Meyer	72-71-74-73 - 290	\$380.00
T19	Steve Melnyk	67-69-72-73 - 281	\$2,400.00	T63	Ben Crenshaw	72-72-73-74 - 291	\$360.00
T19	Larry Nelson	68-70-74-69 - 281	\$2,400.00	T63	Arnold Palmer	66-77-74-74 - 291	\$360.00
T22	Dave Eichelberger	68-73-71-70 - 282	\$1,825.00	T63	Kermit Zarley	68-73-74-76 - 291	\$360.00
T22	Gary Koch	72-71-71-68 - 282	\$1,825.00	T66	Homero Blancas	74-70-73-75 - 292	\$330.00
T22	Pat McGowan	72-68-73-69 - 282	\$1,825.00	T66	Lyn Lott	72-72-75-73 - 292	\$330.00
T22	Tom Purtzer	71-68-72-71 - 282	\$1,825.00	T66	Curtis Strange	74-68-73-77 - 292	\$330.00
T26	Jim Chancey	73-71-70-69 - 283	\$1,361.10	69	Jim Colbert	74-70-74-76 - 294	\$310.00
T26	Jerry Heard	72-72-68-71 - 283	\$1,361.10	70	Andy North	78-67-75-75 - 295	\$300.00
T26	Hale Irwin	75-70-68-70 - 283	\$1,361.10				
T26	Peter Jacobsen	71-72-71-69 - 283	\$1,361.10				
T26	Tom Kite	72-72-70-69 - 283	\$1,361.10				
T26	Mac McLendon	72-71-69-71 - 283	\$1,361.10				
T26	Lee Mikles	74-70-70-69 - 283	\$1,361.10				
T26	Tom Shaw	69-73-73-68 - 283	\$1,361.10				
T26	Lanny Wadkins	73-69-72-69 - 283	\$1,361.10				
T35	Al Geiberger	71-70-73-70 - 284	\$923.70				
T35	Lon Hinkle	71-74-70-69 - 284	\$923.70				
T35	Jerry Pate	73-69-72-70 - 284	\$923.70				
T35	Bill Pelham	68-73-71-72 - 284	\$923.70				
T35	Bob Shearer	72-73-70-69 - 284	\$923.70				
T35	Tom Storey	70-72-69-73 - 284	\$923.70				
T35	Leonard Thompson	72-72-69-71 - 284	\$923.70				
T35	Larry Ziegler	74-69-70-71 - 284	\$923.70				
T43	Don Bies	72-71-71-71 - 285	\$607.50				


## LEADERS BY ROUND

**After 18 holes:** 65 - Jim Dent

**After 36 holes:** 136 - Jim Dent, Steve Melnyk, Tom Watson

**After 54 holes:** 206 - Tom Watson





## 1977 Results

**Champion:** Raymond Floyd

**Score:** 69-70-68-69 – 276

**Purse:** \$200,000

**Champion's Share:** \$40,000

Ray Floyd outdueled Ben Crenshaw on the last four holes of this Nelson to take a one-stroke victory. Crenshaw, who had a three-shot lead with three holes left and a one-shot lead with two remaining, couldn't hold on as Floyd eagled the 15th hole and birdied 17. Crenshaw, playing ahead of Floyd, bogeyed both 17 and 18, allowing Floyd to move on to a two-stroke victory. Ironically, the four-hole totals scored by both golfers were almost identical to their previous year's four-round total: Crenshaw shot a 279 in

## Complete Results

<b>1</b>	<b>Raymond Floyd</b>	<b>69-70-68-69 - 276</b>	<b>\$40,000.00</b>	T42	Arnold Palmer	73-72-71-73 - 289	\$680.00
2	Ben Crenshaw	69-70-68-71 - 278	\$22,800.00	T42	John Schlee	73-71-69-76 - 289	\$680.00
T3	Andy Bean	79-68-65-67 - 279	\$11,800.00	T42	Ken Still	73-74-69-73 - 289	\$680.00
T3	Lyn Lott	68-71-71-69 - 279	\$11,800.00	T42	Tom Watson	73-72-73-71 - 289	\$680.00
5	Don January	72-70-70-68 - 280	\$8,200.00	T48	Homero Blancas	74-71-77-68 - 290	\$520.00
T6	David Graham	74-71-68-68 - 281	\$6,500.00	T48	Rives McBee	77-70-68-75 - 290	\$520.00
T6	Jerry McGee	70-71-71-69 - 281	\$6,500.00	T48	Dan Sikes	78-68-71-73 - 290	\$520.00
T6	Kermit Zarley	72-75-69-65 - 281	\$6,500.00	T51	Gary McCord	72-76-68-76 - 292	\$485.00
T9	Jim Dent	71-72-70-69 - 282	\$5,200.00	T51	Lee Trevino	74-72-72-74 - 292	\$485.00
T9	Billy Kratzert	74-69-68-71 - 282	\$5,200.00	53	Lanny Wadkins	74-73-75-71 - 293	\$470.00
T11	Frank Conner	73-69-70-71 - 283	\$4,200.00	T54	Tommy Aaron	72-71-76-75 - 294	\$445.00
T11	Gary Player	75-70-67-71 - 283	\$4,200.00	T54	Ed Dougherty	75-72-73-74 - 294	\$445.00
T11	Chi Chi Rodriguez	77-69-69-68 - 283	\$4,200.00	T54	Tom Jenkins	77-71-70-76 - 294	\$445.00
T14	Bud Allin	73-73-65-73 - 284	\$3,400.00	T54	Bruce Lietzke	74-73-74-73 - 294	\$445.00
T14	Charles Coody	72-70-72-70 - 284	\$3,400.00	T58	Barry Jaeckel	74-73-72-76 - 295	\$410.00
T14	Ed Sneed	72-70-69-73 - 284	\$3,400.00	T58	Andy North	75-73-75-72 - 295	\$410.00
T17	Miller Barber	72-74-70-69 - 285	\$2,500.00	T58	Steve Taylor	72-74-77-72 - 295	\$410.00
T17	Keith Fergus	71-74-69-71 - 285	\$2,500.00	61	Grier Jones	73-74-76-73 - 296	\$390.00
T17	Al Geiberger	71-71-71-72 - 285	\$2,500.00	T62	Dave Eichelberger	73-71-79-74 - 297	\$360.00
T17	Fred Marti	74-70-72-69 - 285	\$2,500.00	T62	Bob Gilder	73-74-76-74 - 297	\$360.00
T17	Mac McLendon	72-72-70-71 - 285	\$2,500.00	T62	Craig Stadler	78-70-77-72 - 297	\$360.00
T17	Fuzzy Zoeller	69-70-73-73 - 285	\$2,500.00	T62	Dave Stockton	76-71-77-73 - 297	\$360.00
T23	George Burns	78-69-67-72 - 286	\$1,688.00	T62	Mike Walters	76-72-76-73 - 297	\$360.00
T23	Johnny Miller	72-74-70-70 - 286	\$1,688.00	T67	Mark Alwin	71-71-78-78 - 298	\$320.00
T23	Gil Morgan	71-72-69-74 - 286	\$1,688.00	T67	Gary Koch	75-71-77-75 - 298	\$320.00
T23	Alan Tapie	75-68-73-70 - 286	\$1,688.00	T67	Larry Nelson	74-72-74-78 - 298	\$320.00
T23	Jim Wiechers	72-72-72-70 - 286	\$1,688.00	T70	Ron Cerrudo	74-73-74-79 - 300	\$150.00
T28	George Archer	76-70-72-69 - 287	\$1,301.40	T70	Dave Newquist	71-76-79-74 - 300	\$150.00
T28	Terry Diehl	72-72-73-70 - 287	\$1,301.40				
T28	Randy Erskine	71-74-73-69 - 287	\$1,301.40				
T28	Dwight Nevil	72-71-73-71 - 287	\$1,301.40				
T28	Victor Regalado	72-74-71-70 - 287	\$1,301.40				
T28	Bill Rogers	72-73-70-72 - 287	\$1,301.40				
T28	Art Wall	74-69-69-75 - 287	\$1,301.40				
T35	Rod Curl	72-69-78-69 - 288	\$944.20				
T35	Bruce Devlin	70-72-73-73 - 288	\$944.20				
T35	Bob Eastwood	70-72-72-74 - 288	\$944.20				
T35	Babe Hiskey	71-74-72-71 - 288	\$944.20				
T35	Joe Inman	71-70-75-72 - 288	\$944.20				
T35	Tom Kite	70-72-72-74 - 288	\$944.20				
T35	Bill Mallon	70-76-70-72 - 288	\$944.20				
T42	Sam Farlow	77-70-72-70 - 289	\$680.00				
T42	Forrest Fezler	73-74-69-73 - 289	\$680.00				

## LEADERS BY ROUND

**After 18 holes:** 68 - Lyn Lott

**After 36 holes:** 139 - Ben Crenshaw, Ray Floyd, Lyn Lott, Fuzzy Zoeller

**After 54 holes:** 207 - Ben Crenshaw, Ray Floyd



## 1976 Results

**Champion:** Mark Hayes

**Score:** 66-67-71-69 – 273

**Purse:** \$200,000

**Champion's Share:** \$40,000

A 26-year-old Mark Hayes became the first player to win the tournament after leading from wire-to-wire. He opened with a 5-under par 66, backed it up with a second-round 67, and coasted to victory by shooting a 71 and 69 on the weekend. Veteran Don Bies finished two shots back in second. Hayes took an early lead by playing the first 43 holes without a bogey.

## Complete Results

<b>1</b>	<b>Mark Hayes</b>	<b>66-67-71-69 - 273</b>	<b>\$40,000.00</b>	T44	Wally Armstrong	70-69-73-76 - 288	\$565.50
2	Don Bies	67-70-70-68 - 275	\$22,800.00	T44	Bob Charles	70-73-75-70 - 288	\$565.50
3	Raymond Floyd	70-67-71-69 - 277	\$14,200.00	T44	Dale Douglass	70-69-77-72 - 288	\$565.50
4	Hale Irwin	70-68-72-68 - 278	\$9,400.00	T44	Tony Jacklin	69-72-75-72 - 288	\$565.50
5	Ben Crenshaw	70-71-69-69 - 279	\$8,200.00	T44	Gary Koch	73-69-69-77 - 288	\$565.50
T6	Larry Nelson	70-71-68-71 - 280	\$6,800.00	T44	Arnold Palmer	71-72-73-72 - 288	\$565.50
T6	Dave Stockton	69-71-70-70 - 280	\$6,800.00	T44	Ed Sneed	73-71-76-68 - 288	\$565.50
T8	Homero Blancas	74-69-70-68 - 281	\$4,487.50	T44	Tom Watson	70-73-73-72 - 288	\$565.50
T8	David Graham	70-70-72-69 - 281	\$4,487.50	T44	Kermit Zarley	70-74-70-74 - 288	\$565.50
T8	Monty Kaser	71-70-70-70 - 281	\$4,487.50	T53	Antonio O. Cerda	73-69-72-75 - 289	\$460.00
T8	Jerry McGee	73-72-67-69 - 281	\$4,487.50	T53	Ron Cerrudo	73-69-72-75 - 289	\$460.00
T8	Mac McLendon	71-73-67-70 - 281	\$4,487.50	T53	Mike Hill	72-73-74-70 - 289	\$460.00
T8	Jack Nicklaus	71-68-71-71 - 281	\$4,487.50	T56	Danny Edwards	70-73-74-73 - 290	\$435.00
T8	Bill Rogers	69-68-72-72 - 281	\$4,487.50	T56	Marion Heck	71-73-74-72 - 290	\$435.00
T8	Bob E. Smith	68-67-74-72 - 281	\$4,487.50	T58	Forrest Fezler	67-77-76-72 - 292	\$410.00
T16	Butch Baird	73-68-70-71 - 282	\$2,900.00	T58	Joe Inman	72-71-76-73 - 292	\$410.00
T16	Tom Kite	68-70-71-73 - 282	\$2,900.00	T58	Nate Starks	72-72-75-73 - 292	\$410.00
T16	Gil Morgan	70-72-69-71 - 282	\$2,900.00	61	Bruce Devlin	73-72-79-69 - 293	\$390.00
T16	Lee Trevino	69-70-72-71 - 282	\$2,900.00	T62	George Cadle	70-73-75-76 - 294	\$370.00
T20	Dave Eichelberger	68-73-70-72 - 283	\$2,300.00	T62	Larry Hinson	73-71-75-75 - 294	\$370.00
T20	Don January	69-69-70-75 - 283	\$2,300.00	T62	Tom Storey	74-71-74-75 - 294	\$370.00
T22	Tommy Aaron	71-71-69-73 - 284	\$1,740.00	65	Randy Erskine	72-72-73-78 - 295	\$350.00
T22	Bud Allin	73-68-73-70 - 284	\$1,740.00	T66	Michael Nixon	71-73-80-72 - 296	\$330.00
T22	Terry Dill	72-72-71-69 - 284	\$1,740.00	T66	Phil Rodgers	76-69-77-74 - 296	\$330.00
T22	Marty Fleckman	67-74-71-72 - 284	\$1,740.00	T66	Tom Shaw	71-70-80-75 - 296	\$330.00
T22	Barry Jaeckel	72-70-72-70 - 284	\$1,740.00	69	Tom McGinnis	70-74-73-80 - 297	\$310.00
T22	Grier Jones	72-72-72-68 - 284	\$1,740.00	70	George Archer	70-71-80-77 - 298	\$300.00
T28	Miller Barber	73-68-73-71 - 285	\$1,330.00				
T28	Andy Bean	72-70-74-69 - 285	\$1,330.00				
T28	George Burns	71-70-72-72 - 285	\$1,330.00				
T28	Gibby Gilbert	69-70-72-74 - 285	\$1,330.00				
T28	Ken Still	73-68-73-71 - 285	\$1,330.00				
T28	Lanny Wadkins	74-67-72-72 - 285	\$1,330.00				
T34	Jim Dent	71-71-70-74 - 286	\$988.50				
T34	Bob Erickson	72-70-72-72 - 286	\$988.50				
T34	Lionel Hebert	74-71-69-72 - 286	\$988.50				
T34	Jerry Pate	70-68-76-72 - 286	\$988.50				
T34	Eddie Pearce	68-72-73-73 - 286	\$988.50				
T34	John Schlee	68-73-73-72 - 286	\$988.50				
T34	Tom Weiskopf	70-71-75-70 - 286	\$988.50				
T41	Bobby Cole	73-67-75-72 - 287	\$780.00				
T41	Bob Dickson	71-73-74-69 - 287	\$780.00				
T41	Al Geiberger	73-72-71-71 - 287	\$780.00				

## LEADERS BY ROUND

**After 18 holes:** 66 - Mark Hayes

**After 36 holes:** 133 - Mark Hayes

**After 54 holes:** 204 - Mark Hayes



## 1975 Results

**Champion:** Tom Watson

**Score:** 72-63-69-65 – 269

**Purse:** \$175,000

**Champion's Share:** \$35,000

Tom Watson, a 25-year-old Missourian, became the second man to break the 270 barrier for 72 holes when he won with a 15-under-par 269. After opening with a 72, he tied the course record with a 63 in the second round to trigger his rise. He added a 69 on Saturday and closed with a 65 to edge runner-up Bob E. Smith by two shots. Watson presented \$1,000 of his winning check to the tournament's charity, the Salesmanship Club Boys Camp.

## Complete Results


<b>1</b>	<b>Tom Watson</b>	<b>72-63-69-65 - 269</b>	<b>\$35,000.00</b>	T41	Tom Shaw	72-69-68-73 - 282	\$594.50
2	Bob E. Smith	67-68-69-67 - 271	\$19,950.00	T41	Fuzzy Zoeller	70-71-67-74 - 282	\$594.50
3	Jack Ewing	74-63-68-67 - 272	\$12,425.00	T49	Hale Irwin	69-71-73-70 - 283	\$446.50
T4	Rod Funseth	69-68-66-70 - 273	\$7,700.00	T49	Dan Sikes	71-71-70-71 - 283	\$446.50
T4	Larry Nelson	69-65-71-68 - 273	\$7,700.00	T51	Frank Conner	72-66-70-76 - 284	\$424.50
T6	Bruce Crampton	66-70-67-71 - 274	\$5,950.00	T51	John Schlee	73-68-70-73 - 284	\$424.50
T6	Dwight Nevil	68-68-71-67 - 274	\$5,950.00	T53	Ron Cerrudo	73-69-73-70 - 285	\$380.70
T8	Miller Barber	68-69-67-71 - 275	\$4,392.60	T53	Bob Dickson	70-67-75-73 - 285	\$380.70
T8	Bob Eastwood	73-65-65-72 - 275	\$4,392.60	T53	Grier Jones	71-70-71-73 - 285	\$380.70
T8	Lon Hinkle	69-71-68-67 - 275	\$4,392.60	T53	Jim Masserio	73-68-75-69 - 285	\$380.70
T8	George Knudson	68-69-68-70 - 275	\$4,392.60	T53	Florentino Molina	68-73-70-74 - 285	\$380.70
T8	Mike Morley	71-71-65-68 - 275	\$4,392.60	T53	Mike Reasor	68-70-76-71 - 285	\$380.70
T13	Richard Crawford	71-67-70-68 - 276	\$3,062.50	T53	Alan Tapie	73-68-74-70 - 285	\$380.70
T13	Danny Edwards	69-72-68-67 - 276	\$3,062.50	T53	Bob Wynn	73-70-72-70 - 285	\$380.70
T13	Mac McLendon	69-69-72-66 - 276	\$3,062.50	T61	Bryan Abbott	72-71-73-70 - 286	\$332.60
T13	Leonard Thompson	74-68-65-69 - 276	\$3,062.50	T61	Babe Hiskey	67-74-73-72 - 286	\$332.60
T17	Bruce Fleisher	68-71-68-70 - 277	\$2,362.50	T61	Eddie Pearce	70-69-71-76 - 286	\$332.60
T17	David Graham	71-72-66-68 - 277	\$2,362.50	64	Jerry Heard	72-69-74-72 - 287	\$315.00
T17	Allen Miller	72-66-71-68 - 277	\$2,362.50	T65	Jim Jamieson	69-74-73-72 - 288	\$293.20
T17	Ed Sneed	71-70-68-68 - 277	\$2,362.50	T65	Tom Jenkins	71-71-71-75 - 288	\$293.20
T21	Charles Coody	68-69-70-71 - 278	\$1,580.10	T65	Mike Wynn	71-69-74-74 - 288	\$293.20
T21	Jim Dent	68-71-70-69 - 278	\$1,580.10	T65	Bob Zender	68-72-75-73 - 288	\$293.20
T21	Forrest Fezler	69-69-71-69 - 278	\$1,580.10	69	Butch Baird	72-70-77-70 - 289	\$271.00
T21	Gene Littler	71-70-69-68 - 278	\$1,580.10	T70	George Cadle	73-70-71-76 - 290	\$131.50
T21	Jerry McGee	73-68-70-67 - 278	\$1,580.10	T70	Monty Kaser	72-69-78-71 - 290	\$131.50
T21	Steve Melnyk	68-72-66-72 - 278	\$1,580.10				
T21	Gil Morgan	71-71-66-70 - 278	\$1,580.10				
T28	Bud Allin	69-70-72-68 - 279	\$1,190.20				
T28	Hubert Green	69-70-69-71 - 279	\$1,190.20				
T28	Dick Rhyan	73-69-67-70 - 279	\$1,190.20				
T28	Jim Simons	69-70-70-70 - 279	\$1,190.20				
T28	Dave Stockton	68-71-69-71 - 279	\$1,190.20				
T33	Tommy Aaron	71-68-70-71 - 280	\$1,011.00				
T33	Andy North	71-68-70-71 - 280	\$1,011.00				
T35	Tom Evans	72-67-72-70 - 281	\$844.00				
T35	Joe Inman	68-71-70-72 - 281	\$844.00				
T35	Ralph Johnston	70-72-70-69 - 281	\$844.00				
T35	Johnny Miller	68-70-69-74 - 281	\$844.00				
T35	Bobby Mitchell	73-69-68-71 - 281	\$844.00				
T35	Roy Pace	69-68-70-74 - 281	\$844.00				
T41	Don Bies	67-70-74-71 - 282	\$594.50				
T41	Bobby Cole	71-71-71-69 - 282	\$594.50				
T41	Ben Crenshaw	67-70-70-75 - 282	\$594.50				
T41	Rod Curl	68-73-70-71 - 282	\$594.50				
T41	Randy Erskine	70-70-71-71 - 282	\$594.50				
T41	Peter Oosterhuis	72-66-73-71 - 282	\$594.50				

### LEADERS BY ROUND

**After 18 holes:** 66 - Bruce Crampton

**After 36 holes:** 134 - Larry Nelson

**After 54 holes:** 203 - Bruce Crampton, Bob Eastwood, Rod Funseth



## 1974 Results

**Champion:** Bud Allin

**Score:** 69-69-63-68 – 269

**Purse:** \$150,000

**Champion's Share:** \$30,000

Bud Allin became the first player in tournament history to break the 270 barrier at Preston Trail. The 29-year-old Californian scorched the field with rounds of 69-69-63-68 — 269, a record 15-under par. His round of 63 set a course record and his 4-stroke margin of victory was the largest in Nelson history.

In that record-setting third round, Allin had eight birdies and no bogeys.

## Complete Results

<b>1</b>	<b>Bud Allin</b>	<b>69-69-63-68 - 269</b>	<b>\$30,045.00</b>	T42	Babe Hiskey	73-70-71-71 - 285	\$460.30
T2	Homero Blancas	65-70-67-71 - 273	\$10,252.80	T42	Gary McCord	72-69-72-72 - 285	\$460.40
T2	Charles Coody	70-69-68-66 - 273	\$10,252.80	T42	Steve Melnyk	72-71-70-72 - 285	\$460.40
T2	Lee Trevino	69-69-66-69 - 273	\$10,252.80	T42	Vern Novak	71-71-70-73 - 285	\$460.40
T2	Tom Watson	70-66-67-70 - 273	\$10,252.80	T42	Dick Rhyan	72-72-71-70 - 285	\$460.30
6	Kermit Zarley	72-65-71-66 - 274	\$5,408.10	T52	Tommy Aaron	73-71-72-70 - 286	\$338.00
T7	Bob Charles	67-73-66-69 - 275	\$4,619.40	T52	Charles Courtney	74-70-71-71 - 286	\$338.00
T7	Jim Simons	68-65-72-70 - 275	\$4,619.40	T52	Dave Eichelberger	74-68-71-73 - 286	\$338.00
T9	Butch Baird	71-70-70-65 - 276	\$3,755.60	T52	Lionel Hebert	71-70-73-72 - 286	\$338.00
T9	Bruce Crampton	67-69-68-72 - 276	\$3,755.60	T52	Tom Jenkins	71-73-70-72 - 286	\$338.00
T9	Bob Wynn	71-69-68-68 - 276	\$3,755.60	T52	Ben Kern	72-71-71-72 - 286	\$338.00
T12	Ben Crenshaw	69-72-69-68 - 278	\$2,904.30	T52	Bob Lunn	69-72-75-70 - 286	\$338.00
T12	Dwight Nevil	73-69-68-68 - 278	\$2,904.30	T59	Dan Sikes	74-69-71-73 - 287	\$303.90
T12	Chi Chi Rodriguez	69-70-73-66 - 278	\$2,904.30	T59	Ed Sneed	71-72-70-74 - 287	\$303.90
T15	Don Bies	70-68-71-70 - 279	\$2,178.20	T61	Terry Diehl	71-72-71-74 - 288	\$285.40
T15	Gay Brewer	70-69-69-71 - 279	\$2,178.20	T61	Monty Kaser	75-69-73-71 - 288	\$285.40
T15	Rod Curl	73-71-67-68 - 279	\$2,178.20	T61	Fred Marti	69-71-77-71 - 288	\$285.40
T15	Bruce Devlin	67-71-71-70 - 279	\$2,178.20	64	Mike Wynn	72-71-76-70 - 289	\$270.40
T15	Hale Irwin	70-67-70-72 - 279	\$2,178.20	T65	Tom Kite	71-69-70-80 - 290	\$259.40
T15	Eddie Pearce	70-70-69-70 - 279	\$2,178.20	T65	Bob Shaw	72-72-71-75 - 290	\$259.40
T21	Billy Casper	69-74-66-71 - 280	\$1,356.30	T67	Tom Evans	72-72-79-71 - 294	\$243.80
T21	Jim Colbert	73-66-72-69 - 280	\$1,356.30	T67	Charles Owens	72-72-77-73 - 294	\$243.80
T21	Mark Hayes	74-69-69-68 - 280	\$1,356.30	69	Andy North	73-70-76-76 - 295	\$233.30
T21	Grier Jones	72-70-67-71 - 280	\$1,356.30				
T21	Bobby Nichols	69-70-72-69 - 280	\$1,356.30				
T21	Bob Payne	67-73-68-72 - 280	\$1,356.30				
T21	Bert Yancey	75-68-67-70 - 280	\$1,356.30				
T28	Dale Douglass	70-71-72-68 - 281	\$1,021.50				
T28	Raymond Floyd	68-72-70-71 - 281	\$1,021.50				
T28	Joe Inman	72-67-69-73 - 281	\$1,021.50				
T28	Rick Rhoads	68-70-72-71 - 281	\$1,021.50				
T28	Dave Stockton	70-71-68-72 - 281	\$1,021.50				
T33	David Graham	72-71-70-69 - 282	\$848.90				
T33	Labron Harris	72-68-70-72 - 282	\$848.90				
T33	Spike Kelley	69-73-68-72 - 282	\$848.90				
T36	Bert Greene	70-74-70-69 - 283	\$738.40				
T36	Jim Jamieson	70-71-73-69 - 283	\$738.40				
T36	Jerry McGee	71-66-73-73 - 283	\$738.40				
T39	Jim Dent	71-73-67-73 - 284	\$645.90				
T39	Forrest Fezler	72-70-69-73 - 284	\$645.90				
T39	John Mahaffey	68-75-71-70 - 284	\$645.90				
T42	Wally Armstrong	72-67-75-71 - 285	\$460.30				
T42	Marty Bohen	71-72-74-68 - 285	\$460.30				
T42	Bob Eastwood	72-69-73-71 - 285	\$460.30				
T42	Jack Ewing	71-73-69-72 - 285	\$460.40				
T42	Larry Hinson	73-68-70-74 - 285	\$460.40				

## LEADERS BY ROUND

**After 18 holes:** 65 - Homero Blancas

**After 36 holes:** 133 - Jim Simons

**After 54 holes:** 201 - Bud Allin





## 1973 Results

**Champion:** Lanny Wadkins

**Score:** 71-68-71-67 – 277

**Purse:** \$150,000

**Champion's Share:** \$30,000

PGA TOUR sophomore Lanny Wadkins defeated veteran Dan Sikes on the first extra hole of a sudden death playoff when the 42-year-old Sikes three-putted from 35 feet, missing a 24-inch par putt that would have carried the playoff to the 74th tee. Incredibly, Sikes had holed a 35-footer to salvage par at the 72nd green to tie Wadkins at 3-under par. Playing two groups in front of Sikes, Wadkins had knocked in a 25-foot birdie putt on the final green to set up the dramatic finish.

## Complete Results

<b>1</b>	<b>Lanny Wadkins</b>	<b>71-68-71-67 - 277</b>	<b>\$30,000.00</b>	T44	Don Padgett	71-74-71-73 - 289	\$441.40
2	Dan Sikes	70-68-68-71 - 277	\$17,100.00	T44	Arnold Palmer	71-70-71-77 - 289	\$441.40
3	Bob Dickson	69-66-71-73 - 279	\$10,650.00	T44	Tom Watson	74-67-76-72 - 289	\$441.40
4	Bruce Crampton	71-70-69-70 - 280	\$7,050.00	T44	Jim Wiechers	74-69-69-77 - 289	\$441.40
5	Bert Greene	70-70-70-71 - 281	\$6,150.00	T51	Miller Barber	70-74-68-78 - 290	\$356.20
T6	Charles Courtney	71-71-72-68 - 282	\$5,100.00	T51	Homero Blancas	74-72-69-75 - 290	\$356.20
T6	Bert Yancey	69-69-71-73 - 282	\$5,100.00	T51	Bob Murphy	68-76-75-71 - 290	\$356.20
T8	Julius Boros	70-68-76-69 - 283	\$3,765.00	T51	Kermit Zarley	72-74-71-73 - 290	\$356.20
T8	Ron Cerrudo	73-70-71-69 - 283	\$3,765.00	T55	Jerry Heard	69-75-72-75 - 291	\$330.00
T8	Dave Stockton	72-68-74-69 - 283	\$3,765.00	T55	Bobby Mitchell	76-67-72-76 - 291	\$330.00
T8	Leonard Thompson	72-68-70-73 - 283	\$3,765.00	T55	Billy Ziobro	76-68-75-72 - 291	\$330.00
T8	Tom Weiskopf	69-70-71-73 - 283	\$3,765.00	T58	Charles Coody	70-72-73-77 - 292	\$292.40
T13	Butch Baird	72-71-69-72 - 284	\$2,550.00	T58	Bruce Devlin	68-74-76-74 - 292	\$292.40
T13	Gardner Dickinson	70-72-71-71 - 284	\$2,550.00	T58	Lionel Hebert	73-72-73-74 - 292	\$292.40
T13	Larry Hinson	73-69-68-74 - 284	\$2,550.00	T58	Mike Hill	70-75-73-74 - 292	\$292.40
T13	Jim Jamieson	75-68-70-71 - 284	\$2,550.00	T58	Chi Chi Rodriguez	69-74-74-75 - 292	\$292.40
T13	Roy Pace	67-71-73-73 - 284	\$2,550.00	T58	Bob Wynn	76-70-75-71 - 292	\$292.40
T18	Don Bies	65-71-75-74 - 285	\$1,533.00	T58	Larry Ziegler	72-73-75-72 - 292	\$292.40
T18	Gay Brewer	71-72-74-68 - 285	\$1,533.00	T65	Ras Allen	71-75-70-77 - 293	\$243.80
T18	Billy Casper	74-70-71-70 - 285	\$1,533.00	T65	Bob Barbarossa	74-72-71-76 - 293	\$243.80
T18	Rod Curl	71-68-71-75 - 285	\$1,533.00	T65	Jim Dent	72-74-70-77 - 293	\$243.80
T18	David Graham	67-71-77-70 - 285	\$1,533.00	T65	Tom Evans	73-73-73-74 - 293	\$243.80
T18	Hale Irwin	72-70-72-71 - 285	\$1,533.00	T65	Dave Marr	73-72-79-69 - 293	\$243.80
T18	Fred Marti	71-73-68-73 - 285	\$1,533.00	T65	Terry Small	73-73-76-71 - 293	\$243.80
T18	Artie McNickle	76-69-71-69 - 285	\$1,533.00				
T18	Ed Sneed	72-70-73-70 - 285	\$1,533.00				
T18	Mike Wynn	73-70-73-69 - 285	\$1,533.00				
T28	Grier Jones	71-69-73-73 - 286	\$1,042.50				
T28	Orville Moody	77-68-66-75 - 286	\$1,042.50				
T28	Mike Morley	73-72-74-67 - 286	\$1,042.50				
T28	John Schlee	72-69-72-73 - 286	\$1,042.50				
T32	Jim Colbert	72-72-70-73 - 287	\$830.00				
T32	Forrest Fezler	74-72-73-68 - 287	\$830.00				
T32	Labron Harris	73-70-76-68 - 287	\$830.00				
T32	Tom Kite	73-72-71-71 - 287	\$830.00				
T32	Allen Miller	70-71-70-76 - 287	\$830.00				
T32	Bob E. Smith	73-68-69-77 - 287	\$830.00				
T38	Bruce Fleisher	73-69-69-77 - 288	\$630.00				
T38	Jim Jewell	72-72-71-73 - 288	\$630.00				
T38	Rik Massengale	68-73-71-76 - 288	\$630.00				
T38	Dwight Nevil	71-69-74-74 - 288	\$630.00				
T38	Tom Shaw	72-73-71-72 - 288	\$630.00				
T38	Dewitt Weaver	76-69-69-74 - 288	\$630.00				
T44	Don Iverson	70-73-75-71 - 289	\$441.40				
T44	Rives McBee	72-73-70-74 - 289	\$441.40				
T44	Bob Menne	73-73-73-70 - 289	\$441.40				

## LEADERS BY ROUND

**After 18 holes:** 65 - Don Bies

**After 36 holes:** 135 - Bob Dickson

**After 54 holes:** 206 - Dan Sikes, Bob Dickson



## 1972 Results

**Champion:** Chi Chi Rodriguez

**Score:** 66-68-69-70 – 273

**Purse:** \$125,000

**Champion's Share:** \$25,000

Chi Chi Rodriguez defeated Billy Casper on the first hole of a sudden death playoff when he dropped a four-foot birdie putt on the par-5 15th hole. Rodriguez, who trailed Casper by one shot entering the final round, won \$25,000 with his rounds of 66, 68, 69 and 70 (273). Casper's rounds of 68, 65, 69 and 71 (273) were good for \$14,300.

## Complete Results

<b>1</b>	<b>Chi Chi Rodriguez</b>	<b>66-68-69-70 - 273</b>	<b>\$25,000.00</b>				
2	Billy Casper	68-65-69-71 - 273	\$14,300.00	T46	Hubert Green	73-70-73-71 - 287	\$246.00
T3	Charles Coody	68-68-71-68 - 275	\$6,608.30	T46	Babe Hickey	71-70-75-71 - 287	\$246.00
T3	Bruce Crampton	67-70-69-69 - 275	\$6,608.30	T46	Hale Irwin	76-67-71-73 - 287	\$246.10
T3	Wilf Homenuik	67-67-71-70 - 275	\$6,608.30	T46	Billy Maxwell	72-71-71-73 - 287	\$246.10
6	Arnold Palmer	70-71-67-68 - 276	\$4,500.00	T46	Paul Moran	73-68-72-74 - 287	\$246.00
7	Chuck Thorpe	72-72-65-68 - 277	\$4,000.00	T46	Lanny Wadkins	72-72-70-73 - 287	\$246.00
T8	Miller Barber	68-68-71-71 - 278	\$3,137.00	T54	Jim Barber	67-73-76-72 - 288	\$156.20
T8	John Schlee	68-67-69-74 - 278	\$3,137.00	T54	Don Bies	72-72-73-71 - 288	\$156.20
T8	Dave Stockton	69-70-69-70 - 278	\$3,137.00	T54	Bob Dickson	70-73-72-73 - 288	\$156.20
T8	Lee Trevino	66-68-73-71 - 278	\$3,137.00	T54	Marty Fleckman	69-73-72-74 - 288	\$156.20
T8	Tom Weiskopf	68-68-70-72 - 278	\$3,137.00	T54	Bob Stone	72-72-75-69 - 288	\$156.20
T13	John Mahaffey	73-70-66-70 - 279	\$2,250.00	T59	Ross Collins	72-72-72-73 - 289	\$156.20
T13	Fred Marti	72-72-64-71 - 279	\$2,250.00	T59	Bobby Greenwood	70-73-74-72 - 289	\$156.20
T13	Dwight Nevil	70-68-68-73 - 279	\$2,250.00	T59	Mac McLendon	75-69-71-74 - 289	\$156.20
16	Ron Cerrudo	71-70-67-72 - 280	\$2,000.00	T59	Greg Powers	72-69-73-75 - 289	\$156.20
T17	Butch Baird	71-65-72-73 - 281	\$1,687.50	T59	Larry Ziegler	67-75-71-76 - 289	\$156.20
T17	Bruce Devlin	67-70-72-72 - 281	\$1,687.50	64	Jerry McGee	71-72-73-74 - 290	\$156.20
T17	Bobby Nichols	70-67-73-71 - 281	\$1,687.50	T65	Dave Eichelberger	71-72-71-77 - 291	\$156.20
T17	Tom Watson	71-72-70-68 - 281	\$1,687.50	T65	Richie Karl	71-72-73-75 - 291	\$156.20
T21	Bob Murphy	66-74-72-70 - 282	\$1,312.50	T65	Phil Rodgers	73-71-75-72 - 291	\$156.20
T21	Cesar Sanudo	69-68-71-74 - 282	\$1,312.50	68	Jack Lewis	71-71-74-76 - 292	\$156.20
T23	Gay Brewer	68-74-69-72 - 283	\$1,034.00	T69	Sam Harvey	72-72-75-74 - 293	\$156.20
T23	Forrest Fezler	69-72-71-71 - 283	\$1,034.00	T69	George Hixon	70-74-74-75 - 293	\$156.20
T23	Raymond Floyd	69-73-70-71 - 283	\$1,034.00	T69	Allen Miller	70-71-74-78 - 293	\$156.20
T23	Don January	72-70-69-72 - 283	\$1,034.00	T69	Randy Wolff	74-69-75-75 - 293	\$156.20
T23	Ralph Johnston	70-68-76-69 - 283	\$1,034.00	T73	Lionel Hebert	71-69-74-81 - 295	\$156.20
T23	Roy Pace	71-70-71-71 - 283	\$1,034.00	T73	Dave Marr	72-70-75-78 - 295	\$156.20
T29	Julius Boros	70-68-74-72 - 284	\$800.00	T75	Bill Garrett	73-71-76-76 - 296	\$156.20
T29	Bob Charles	70-71-73-70 - 284	\$800.00	T75	Craig Metz	70-73-78-75 - 296	\$156.20
T29	Lee Elder	69-72-72-71 - 284	\$800.00	77	Orville Moody	71-73-74-79 - 297	\$156.20
T29	Gary Groh	74-70-70-70 - 284	\$800.00	T78	Bunky Henry	73-69-76-80 - 298	\$156.20
T29	Jack Nicklaus	69-71-73-71 - 284	\$800.00	T78	Bob Shaw	69-72-74-83 - 298	\$156.20
T29	Bob Payne	70-70-70-74 - 284	\$800.00	80	Steve Spray	72-69-82-78 - 301	\$156.20
T35	Charles Courtney	71-70-73-71 - 285	\$635.10	T81	Rives McBee	71-73-76-82 - 302	\$156.20
T35	Jack Ewing	70-69-75-71 - 285	\$635.10	T81	Wayne Peddy	70-73-81-78 - 302	\$156.20
T35	Steve Melnyk	69-73-69-74 - 285	\$635.10				
T35	Bob Menne	74-69-70-72 - 285	\$635.10				
T35	Dan Sikes	72-70-73-70 - 285	\$635.10				
T35	Harry Toscano	70-70-73-72 - 285	\$635.10				
T41	Bruce Fleisher	71-68-75-72 - 286	\$450.00				
T41	Labron Harris	71-72-70-73 - 286	\$450.00				
T41	Tom Sanderson	72-72-73-69 - 286	\$450.00				
T41	Leonard Thompson	69-72-70-75 - 286	\$450.00				
T41	Kermit Zarley	71-71-71-73 - 286	\$450.00				
T46	Deane Beman	74-68-72-73 - 287	\$246.10				
T46	David Glenz	71-72-67-77 - 287	\$246.00				

## LEADERS BY ROUND

**After 18 holes:** 66 - Bob Murphy, Chi Chi Rodriguez, Lee Trevino

**After 36 holes:** 133 - Billy Casper



## 1971 Results

**Champion:** Jack Nicklaus

**Score:** 69-71-68-66 – 274

**Purse:** \$125,000

**Champion's Share:** \$25,000

Jack Nicklaus won his second straight Nelson title on Mother's Day. He birdied Nos. 15, 16 and 17 to pull out a two-stroke victory over Jerry McGee and Frank Beard. Third-round leader Charles Coody, who was paired with Nicklaus in the final round, fired a 71 in the final round to place fourth. Nicklaus took home \$25,000, carding a 6-under par 274 (69-71-68-66).

## Complete Results

<b>1</b>	<b>Jack Nicklaus</b>	<b>69-71-68-66 - 274</b>	<b>\$25,000.00</b>	T46	Bob Dickson	71-68-75-73 - 287	\$300.00
T2	Frank Beard	69-70-70-67 - 276	\$11,575.00	T46	Hubert Green	71-69-75-72 - 287	\$300.00
T2	Jerry McGee	66-71-74-65 - 276	\$11,575.00	T46	Dave Hill	71-72-74-70 - 287	\$300.00
4	Charles Coody	69-66-72-71 - 278	\$5,850.00	T46	Babe Hiskey	72-68-75-72 - 287	\$300.00
T5	Bobby Nichols	73-68-69-69 - 279	\$4,541.60	T51	Jerry Abbott	73-72-73-70 - 288	\$172.00
T5	Lee Trevino	68-70-70-71 - 279	\$4,541.00	T51	Don January	72-72-71-73 - 288	\$172.40
T5	Bert Yancey	71-72-69-67 - 279	\$4,541.00	T51	Ed Sneed	68-69-80-71 - 288	\$172.40
T8	Hugh Royer	69-70-71-70 - 280	\$3,530.00	T54	Jack Ewing	70-69-72-78 - 289	\$172.00
T8	Dan Sikes	73-69-68-70 - 280	\$3,530.00	T54	Gene Ferrell	74-72-70-73 - 289	\$172.00
T10	Homero Blancas	69-70-69-73 - 281	\$2,482.00	T54	Gibby Gilbert	73-69-67-80 - 289	\$172.40
T10	Gay Brewer	68-72-70-71 - 281	\$2,482.10	T57	Jerry Heard	71-75-73-71 - 290	\$172.40
T10	Jim Colbert	79-66-69-67 - 281	\$2,482.10	T57	Charles Sifford	74-72-70-74 - 290	\$172.40
T10	Ted Hayes	68-72-69-72 - 281	\$2,482.00	T59	Pete Brown	70-72-70-79 - 291	\$172.40
T10	Larry Hinson	72-70-69-70 - 281	\$2,482.10	T59	Grier Jones	70-75-73-73 - 291	\$172.40
T10	Arnold Palmer	70-71-68-72 - 281	\$2,482.10	T59	Johnny Miller	72-74-75-70 - 291	\$172.40
T10	Chi Chi Rodriguez	69-68-73-71 - 281	\$2,482.10	T59	Bob Payne	73-68-74-76 - 291	\$172.40
T17	Bob Charles	69-71-73-69 - 282	\$1,687.50	T63	Raymond Floyd	70-71-74-77 - 292	\$172.40
T17	Terry Dill	71-69-70-72 - 282	\$1,687.50	T63	Claude Harmon Jr.	71-73-72-76 - 292	\$172.00
T17	Gene Littler	69-70-70-73 - 282	\$1,687.50	T63	Labron Harris	71-75-72-74 - 292	\$172.40
T17	Bob Stone	68-69-72-73 - 282	\$1,687.50	T63	Lionel Hebert	71-73-74-74 - 292	\$172.40
T21	Ron Cerrudo	72-69-72-70 - 283	\$1,156.60	T63	Rick Rhoads	76-70-74-72 - 292	\$172.00
T21	Charles Courtney	70-69-72-72 - 283	\$1,156.60	T63	Ken Still	71-72-72-77 - 292	\$172.40
T21	Bruce Crampton	72-69-73-69 - 283	\$1,156.60	T69	Sam Harvey	73-73-74-73 - 293	\$172.00
T21	Jack Lewis	73-69-72-69 - 283	\$1,156.00	T69	Ron Rhoads	73-70-77-73 - 293	\$172.00
T21	Roy Pace	73-69-72-69 - 283	\$1,156.60	T69	J.C. Sneed	71-73-69-80 - 293	\$172.40
T21	Dave Stockton	73-70-70-70 - 283	\$1,156.60	T72	George Knudson	73-72-77-72 - 294	\$172.40
T27	Miller Barber	71-69-72-72 - 284	\$869.00	T72	Paul Moran	72-73-73-76 - 294	\$172.40
T27	Julius Boros	70-72-71-71 - 284	\$869.00	T72	Charles Owens	74-72-75-73 - 294	\$172.40
T27	George Boutell	72-73-70-69 - 284	\$869.00	T75	Bobby Greenwood	76-70-75-74 - 295	\$172.00
T27	Bert Greene	73-71-72-68 - 284	\$869.00	T75	Dean Refram	72-73-72-78 - 295	\$172.40
T27	Bob Lunn	71-72-71-70 - 284	\$869.00	77	Bill Garrett	74-70-74-78 - 296	\$172.00
T27	Kermit Zarley	72-70-71-71 - 284	\$869.00	78	Dudley Wysong	72-74-77-74 - 297	\$172.40
T33	Don Bies	75-67-72-71 - 285	\$645.60	79	Larry Ziegler	74-72-85-69 - 300	\$172.40
T33	Bobby Cole	71-71-71-72 - 285	\$645.60				
T33	Jim Jamieson	71-74-71-69 - 285	\$645.60				
T33	Howie Johnson	70-67-74-74 - 285	\$645.60				
T33	Phil Rodgers	73-72-68-72 - 285	\$645.60				
T33	John Schlee	68-75-76-66 - 285	\$645.60				
T33	Bob E. Smith	73-72-68-72 - 285	\$645.60				
T33	Dewitt Weaver	73-72-70-70 - 285	\$645.60				
T33	Larry Wood	70-72-71-72 - 285	\$645.60				
T42	Chris Blocker	72-73-71-70 - 286	\$431.00				
T42	Rolf Deming	78-68-70-70 - 286	\$431.00				
T42	Dale Douglass	70-74-70-72 - 286	\$431.20				
T42	Randy Wolff	70-75-71-70 - 286	\$431.00				
T46	Bud Allin	70-71-70-76 - 287	\$300.00				

## LEADERS BY ROUND

**After 18 holes:** 66 - Jerry McGee

**After 36 holes:** 135 - Charles Coody

**After 54 holes:** 207 - Charles Coody



## 1970 Results

**Champion:** Jack Nicklaus

**Score:** 67-68-68-71 – 274

**Purse:** \$100,000

**Champion's Share:** \$20,000

Some say this was the greatest Byron Nelson tournament ever played. Certainly, it was one of the most memorable. The game's two greatest stars, Arnold Palmer and Jack Nicklaus, tied after 72 holes at 274. They entered a sudden death playoff, where Nicklaus won the title by sinking an 18-inch birdie putt on the first extra hole. John Schroeder and Lee Trevino just missed the playoff by firing a 67 and 66, respectively, in the final round.

## Complete Results

<b>1</b>	<b>Jack Nicklaus</b>	<b>67-68-68-71 - 274</b>	<b>\$20,000.00</b>	T41	Jerry McGee	73-74-70-71 - 288	\$336.60
2	Arnold Palmer	66-71-68-69 - 274	\$11,400.00	T41	Charles Sifford	74-74-70-70 - 288	\$336.60
T3	John Schroeder	73-66-69-67 - 275	\$5,900.00	T41	Harry Toscano	73-72-69-74 - 288	\$336.60
T3	Lee Trevino	74-68-67-66 - 275	\$5,900.00	T50	Homero Blancas	76-69-71-73 - 289	\$165.20
5	Randy Wolff	71-71-66-68 - 276	\$4,100.00	T50	Joe Carr	68-76-73-72 - 289	\$165.20
T6	Pete Brown	69-70-67-72 - 278	\$3,400.00	T50	Bob Charles	71-74-72-72 - 289	\$165.20
T6	Dan Sikes	70-67-71-70 - 278	\$3,400.00	T50	Bill Garrett	72-74-70-73 - 289	\$165.20
8	Jerry Abbott	69-71-72-67 - 279	\$2,950.00	T50	Lionel Hebert	74-73-73-69 - 289	\$165.20
T9	Harold Henning	70-73-71-67 - 281	\$2,600.00	T50	Steve Reid	71-74-72-72 - 289	\$165.20
T9	Dave Stockton	73-71-70-67 - 281	\$2,600.00	T56	Don Massengale	76-70-75-69 - 290	\$142.80
T11	Dale Douglass	72-70-70-70 - 282	\$1,900.00	T56	Kermit Zarley	76-73-70-71 - 290	\$142.80
T11	Bobby Greenwood	72-69-70-71 - 282	\$1,900.00	T58	Ken Ellsworth	73-72-72-74 - 291	\$142.80
T11	Don January	73-67-72-70 - 282	\$1,900.00	T58	Fred Haas	72-73-74-72 - 291	\$142.80
T11	Billy Maxwell	71-70-68-73 - 282	\$1,900.00	T58	Eldridge Miles	70-73-72-76 - 291	\$142.80
T11	Bob Menne	74-70-71-67 - 282	\$1,900.00	T61	Jacky Cupit	72-74-74-72 - 292	\$142.80
T11	Larry Wood	72-70-70-70 - 282	\$1,900.00	T61	Jerry Edwards	73-75-74-70 - 292	\$142.80
T17	Chris Blocker	71-71-70-71 - 283	\$1,300.00	T61	Mike Hill	77-72-69-74 - 292	\$142.80
T17	Bruce Devlin	72-66-73-72 - 283	\$1,300.00	T61	Richard Martinez	73-71-74-74 - 292	\$142.80
T17	Howie Johnson	72-73-68-70 - 283	\$1,300.00	T61	Dick Rhyen	77-72-72-71 - 292	\$142.80
T17	R.H. Sikes	74-72-68-69 - 283	\$1,300.00	T61	Hugh Royer	71-73-76-72 - 292	\$142.80
T17	Peter Townsend	68-73-68-74 - 283	\$1,300.00	T61	Earl Stewart	72-74-77-69 - 292	\$142.80
T22	Gay Brewer	73-72-71-68 - 284	\$912.50	T68	John Lively	74-75-75-69 - 293	\$142.80
T22	Hale Irwin	74-71-70-69 - 284	\$912.50	T68	Bob Payne	75-74-72-72 - 293	\$142.80
T22	Steve Melnyk (a)	68-74-72-70 - 284	\$0.00	T68	Rocky Thompson	76-73-71-73 - 293	\$142.80
T22	Johnny Pott	72-75-68-69 - 284	\$912.50	T68	Bert Yancey	74-73-71-75 - 293	\$142.80
T22	John Schlee	74-69-68-73 - 284	\$912.50	72	Jim Colbert	76-73-71-74 - 294	\$142.80
T27	Bert Greene	74-74-69-68 - 285	\$770.00	73	Mahlon Moe	76-70-74-75 - 295	\$142.80
T27	Johnny Miller	75-74-68-68 - 285	\$770.00	T74	Sam Carmichael	72-76-76-72 - 296	\$142.80
T27	Gary Player	70-75-71-69 - 285	\$770.00	T74	Claude Harmon Jr.	75-74-74-73 - 296	\$142.80
T30	Don Bies	73-75-66-72 - 286	\$652.00	76	John Lotz	72-76-73-76 - 297	\$142.80
T30	Jack Fleck	73-71-69-73 - 286	\$652.00	T77	Gary Bowerman	79-70-73-77 - 299	\$142.80
T30	Herb Hooper	75-66-70-75 - 286	\$652.00	T77	Allan Henning	73-73-72-81 - 299	\$142.80
T30	Cesar Sanudo	72-73-73-68 - 286	\$652.00	79	Bob Stone	75-72-78-75 - 300	\$142.80
T30	Dudley Wysong	75-71-69-71 - 286	\$652.00				
T35	Rolf Deming	72-74-72-69 - 287	\$530.00				
T35	James Ferriell	73-72-71-71 - 287	\$530.00				
T35	Gibby Gilbert	73-72-74-68 - 287	\$530.00				
T35	Labron Harris	71-76-71-69 - 287	\$530.00				
T35	Orville Moody	78-68-68-73 - 287	\$530.00				
T35	Ross Randall	73-71-71-72 - 287	\$530.00				
T41	Bill Brask	68-77-70-73 - 288	\$336.60				
T41	Bruce Crampton	76-73-68-71 - 288	\$366.60				
T41	Joel Goldstrand	75-70-76-67 - 288	\$336.60				
T41	John Jacobs	69-75-69-75 - 288	\$336.60				
T41	Jim Jamieson	76-71-71-70 - 288	\$336.60				
T41	George Johnson	72-73-75-68 - 288	\$336.60				

## LEADERS BY ROUND

**After 18 holes:** 66 - Arnold Palmer

**After 36 holes:** 135 - Jack Nicklaus

**After 54 holes:** 203 - Jack Nicklaus





## 1969 Results

**Champion:** Bruce Devlin

**Score:** 71-66-70-70 – 277

**Purse:** \$100,000

**Champion's Share:** \$20,000

Australian Bruce Devlin became the third foreign player to win in Dallas and the first to win the tournament when he carded a three-under par 277. Bruce Crampton and Frank Beard tied for second just one stroke behind Devlin. The tournament's lowest round was posted by Don January, whose closing round 65 left him in a tie for fifth place.

## Complete Results

<b>1</b>	<b>Bruce Devlin</b>	<b>71-66-70-70 - 277</b>	<b>\$20,000.00</b>	T41	Ross Randall	71-73-78-69 - 291	\$322.50
T2	Frank Beard	70-67-70-71 - 278	\$9,250.00	T41	Charles Sifford	71-73-73-74 - 291	\$322.50
T2	Bruce Crampton	69-70-70-69 - 278	\$9,250.00	T49	Bobby Cole	70-74-71-77 - 292	\$180.00
4	Bob Charles	69-70-67-73 - 279	\$4,700.00	T49	Ken Fulton	73-74-74-71 - 292	\$180.00
T5	Bert Greene	66-71-73-70 - 280	\$3,633.30	T49	Al Mengert	71-77-71-73 - 292	\$180.00
T5	Don January	72-72-71-65 - 280	\$3,633.30	T49	Bob Menne	67-73-76-76 - 292	\$180.00
T5	Lee Trevino	69-70-67-74 - 280	\$3,633.30	T49	Peter Townsend	74-70-71-77 - 292	\$180.00
T8	Bob Lunn	69-74-68-71 - 282	\$2,825.00	T54	Jack Ewing	73-73-76-71 - 293	\$160.00
T8	Arnold Palmer	69-75-69-69 - 282	\$2,825.00	T54	Mac McLendon	72-73-74-74 - 293	\$160.00
T10	Pete Brown	73-75-69-66 - 283	\$2,400.00	T54	Jack Montgomery	73-75-73-72 - 293	\$160.00
T10	Orville Moody	69-71-71-72 - 283	\$2,400.00	T54	Kermit Zarley	74-68-72-79 - 293	\$160.00
12	Johnny Pott	73-72-68-71 - 284	\$2,100.00	T58	Chris Gers	74-74-76-70 - 294	\$160.00
T13	Julius Boros	67-72-72-74 - 285	\$1,750.00	T58	Doug Sanders	73-73-76-72 - 294	\$160.00
T13	Dale Douglass	70-73-68-74 - 285	\$1,750.00	T58	Bert Weaver	73-71-73-77 - 294	\$160.00
T13	Larry Hinson	70-73-75-67 - 285	\$1,750.00	T61	John Jacobs	72-74-75-76 - 297	\$160.00
T13	Bob McCallister	74-68-72-71 - 285	\$1,750.00	T61	Bill Martindale	71-77-72-77 - 297	\$160.00
T17	Charles Coody	71-71-72-72 - 286	\$1,350.00	T61	Bob E. Smith	73-74-73-77 - 297	\$160.00
T17	Richard Crawford	72-73-71-70 - 286	\$1,350.00	T61	Bobby Westfall	71-77-73-76 - 297	\$160.00
T17	Wilf Homenuik	72-74-70-70 - 286	\$1,350.00	T65	John Schlee	74-73-75-76 - 298	\$160.00
T17	Howie Johnson	71-73-73-69 - 286	\$1,350.00	T65	Jim Wiechers	74-74-77-73 - 298	\$160.00
T21	Chris Blocker	67-74-74-72 - 287	\$925.00	T67	Lou Graham	72-72-76-79 - 299	\$160.00
T21	Gay Brewer	70-74-70-73 - 287	\$925.00	T67	Dave Walters	70-78-74-77 - 299	\$160.00
T21	Jacky Cupit	73-69-73-72 - 287	\$925.00	T69	Ken Ellsworth	72-74-80-74 - 300	\$160.00
T21	Bob Shaw	73-70-67-77 - 287	\$925.00	T69	Bill Garrett	74-73-76-77 - 300	\$160.00
T21	Rocky Thompson	72-69-71-75 - 287	\$925.00	T69	Joel Goldstrand	73-75-75-77 - 300	\$160.00
T21	Tom Weiskopf	70-72-74-71 - 287	\$925.00	72	Jerry McGee	77-70-78-76 - 301	\$160.00
T27	J.C. Goosie	72-72-72-72 - 288	\$725.00	T73	Charles Houts	74-71-81-76 - 302	\$160.00
T27	Allan Henning	72-74-69-73 - 288	\$725.00	T73	Steve Oppermann	71-75-77-79 - 302	\$160.00
T27	R.H. Sikes	72-72-70-74 - 288	\$725.00	75	George Hixon	72-76-76-80 - 304	\$160.00
T27	Dudley Wyson	71-77-70-70 - 288	\$725.00				
T31	Jerry Abbott	72-75-70-72 - 289	\$612.50				
T31	Rolf Deming	74-72-70-73 - 289	\$612.50				
T31	Terry Dill	74-68-75-72 - 289	\$612.50				
T31	Fred Marti	73-70-72-74 - 289	\$612.50				
T35	Don Bies	74-71-70-75 - 290	\$508.30				
T35	Homero Blancas	75-73-70-72 - 290	\$508.30				
T35	Jerry Edwards	70-75-73-72 - 290	\$508.30				
T35	Hale Irwin	72-71-73-74 - 290	\$508.30				
T35	Chi Chi Rodriguez	72-72-74-72 - 290	\$508.30				
T35	Bob Stanton	73-73-73-71 - 290	\$508.30				
T41	Al Balding	73-75-70-73 - 291	\$322.50				
T41	Labron Harris	70-78-72-71 - 291	\$322.50				
T41	Lionel Hebert	72-75-70-74 - 291	\$322.50				
T41	John Lotz	75-73-70-73 - 291	\$322.50				
T41	Billy Maxwell	71-75-72-73 - 291	\$322.50				
T41	Rives McBee	72-73-74-72 - 291	\$322.50				

## LEADERS BY ROUND

**After 18 holes:** 66 - Bert Greene

**After 36 holes:** 137 - Frank Beard, Bruce Devlin, Bert Greene

**After 54 holes:** 206 - Lee Trevino, Bob Charles



## 1968 Results

**Champion:** Miller Barber

**Score:** 67-68-65-70 – 270

**Purse:** \$100,000

**Champion's Share:** \$20,000

Miller Barber won the inaugural Byron Nelson Classic, shooting a 10-under par 270 at Preston Trail Golf Club. Kermit Zarley fired a course record 64 on the final day to finish in second place, one stroke back.

## Complete Results

<b>1</b>	<b>Miller Barber</b>	<b>67-68-65-70 - 270</b>	<b>\$20,000.00</b>	T40	Dudley Wysong	73-70-73-71 - 287	\$399.00
2	Kermit Zarley	71-68-68-64 - 271	\$12,000.00	T45	Joel Goldstrand	75-70-69-74 - 288	\$250.00
3	Harold Henning	67-69-69-68 - 273	\$7,500.00	T45	Dave Marr	76-69-71-72 - 288	\$250.00
T4	Jack Montgomery	67-70-71-69 - 277	\$4,650.00	T45	Bob Stone	74-73-68-73 - 288	\$250.00
T4	Gary Player	66-71-70-70 - 277	\$4,650.00	T48	Howie Johnson	72-72-73-72 - 289	\$215.00
T6	Jack McGowan	71-65-74-68 - 278	\$3,275.00	T48	Don Whitt	76-71-71-71 - 289	\$215.00
T6	Arnold Palmer	71-68-69-70 - 278	\$3,275.00	T50	John Felus	75-70-69-76 - 290	\$50.00
T6	Dave Stockton	70-73-68-67 - 278	\$3,275.00	T50	Jack Fleck	76-70-72-72 - 290	\$50.00
T6	Tom Weiskopf	72-71-67-68 - 278	\$3,275.00	T50	Al Geiberger	73-73-73-71 - 290	\$50.00
10	Jack Nicklaus	73-67-70-69 - 279	\$2,600.00	T50	Bob E. Smith	76-71-72-71 - 290	\$50.00
T11	Bruce Crampton	73-68-70-69 - 280	\$2,200.00	T54	George Boutell	75-69-74-73 - 291	
T11	Gardner Dickinson	70-71-69-70 - 280	\$2,200.00	T54	Billy Maxwell	73-71-67-80 - 291	
T11	Jim Wiechers	74-71-69-66 - 280	\$2,200.00	T54	Dave Ragan	75-71-73-72 - 291	
T14	Bob Charles	76-71-65-69 - 281	\$1,800.00	T54	Jerry Steelsmith	73-73-74-71 - 291	
T14	Raymond Floyd	74-70-68-69 - 281	\$1,800.00	T58	Terry Dill	72-74-73-73 - 292	
T14	Don January	73-68-71-69 - 281	\$1,800.00	T58	Steve Spray	74-73-76-69 - 292	
T17	Billy Casper	73-67-70-72 - 282	\$1,450.00	T60	Cliff Brown	70-73-76-74 - 293	
T17	Lionel Hebert	68-73-70-71 - 282	\$1,450.00	T60	Ross Collins	77-70-72-74 - 293	
T17	Tony Jacklin	74-73-68-67 - 282	\$1,450.00	T60	Mark Hopkins	76-71-72-74 - 293	
T17	Terry Wilcox	77-67-68-70 - 282	\$1,450.00	T60	Richard Martinez	74-69-74-76 - 293	
T21	Homero Blancas	70-72-70-71 - 283	\$1,150.00	T60	Orville Moody	72-72-76-73 - 293	
T21	Bert Yancey	73-71-69-70 - 283	\$1,150.00	65	Phil Rodgers	74-68-79-73 - 294	
23	Bruce Devlin	74-71-70-69 - 284	\$1,000.00	T66	Gibby Gilbert	76-71-72-76 - 295	
T24	Gay Brewer	71-73-69-72 - 285	\$752.20	T66	Roy Pace	70-74-75-76 - 295	
T24	Ron Cerrudo	72-72-67-74 - 285	\$752.20	68	Doug Ford	73-73-74-76 - 296	
T24	Charles Courtney	73-72-71-69 - 285	\$752.20	69	Bob Lunn	75-71-75-76 - 297	
T24	Dale Douglass	72-68-72-73 - 285	\$752.20	70	Jay Hebert	74-73-76-80 - 303	
T24	Bert Greene	75-71-67-72 - 285	\$752.20	71	Jim Langley	75-72-82-79 - 308	
T24	Labron Harris	72-69-71-73 - 285	\$752.20				
T24	John Lotz	73-70-69-73 - 285	\$752.20				
T24	Mason Rudolph	76-67-68-74 - 285	\$752.20				
T24	R.H. Sikes	72-72-69-72 - 285	\$752.20				
T24	Earl Stewart	73-73-70-69 - 285	\$752.20				
T24	Lee Trevino	72-69-72-72 - 285	\$752.20				
T35	Frank Boynton	77-70-69-70 - 286	\$550.00				
T35	Roberto De Vicenzo	75-71-72-68 - 286	\$550.00				
T35	Wilf Homenuik	73-73-69-71 - 286	\$550.00				
T35	Dick Lotz	73-69-72-72 - 286	\$550.00				
T35	Kel Nagle	69-71-75-71 - 286	\$550.00				
T40	Tommy Aaron	73-72-71-71 - 287	\$399.00				
T40	Fred Marti	76-71-70-70 - 287	\$399.00				
T40	Jerry McGee	74-72-72-69 - 287	\$399.00				
T40	Chi Chi Rodriguez	73-73-68-73 - 287	\$399.00				

## LEADERS BY ROUND

**After 18 holes:** 66 - Gary Player

**After 36 holes:** 135 - Miller Barber

**After 54 holes:** 200 - Miller Barber

# Year-by-Year Results

## 1967 Results

1	Bert Yancey	68-69-66-71 - 274	\$20,000.00
T2	Roberto De Vincenzo	70-64-73-68 - 275	\$9,750.00
T2	Kermit Zarley	66-70-68-71 - 275	\$9,750.00
T4	Bob Goalby	69-66-70-71 - 276	\$4,650.00
T4	Doug Sanders	70-69-67-70 - 276	\$4,650.00
6	Charles Sifford	68-67-70-72 - 277	\$3,800.00
T7	Bob Charles	73-68-65-73 - 279	\$3,100.00
T7	Bruce Crampton	69-69-70-71 - 279	\$3,100.00
T7	Johnny Pott	70-71-67-71 - 279	\$3,100.00
T10	Rex Baxter	72-65-72-71 - 280	\$2,400.00
T10	Billy Casper	67-70-71-72 - 280	\$2,400.00
T10	Dale Douglass	70-73-70-67 - 280	\$2,400.00

Notes: The Salesmanship Club took over as sponsor, though the event remained at Oak Cliff Country Club and was called the Greater Dallas Open. Bert Yancey withstood a late challenge by De Vincenzo to win by a stroke. Kermit Zarley also played well to tie for second.

## 1966 Results

1	Roberto De Vincenzo	71-69-69-67 - 276	\$15,000.00
T2	Joe Campbell	70-69-69-69 - 277	\$5,800.00
T2	Raymond Floyd	72-67-71-67 - 277	\$5,800.00
T2	Harold Henning	72-68-65-72 - 277	\$5,800.00
T5	Tommy Jacobs	72-66-71-69 - 278	\$3,433.30
T5	John Lotz	71-71-63-73 - 278	\$3,433.30
T5	Kel Nagle	72-70-69-67 - 278	\$3,433.30
T8	Paul Bondeson	75-69-65-70 - 279	\$2,410.00
T8	Dow Finsterwald	70-70-70-69 - 279	\$2,410.00
T8	Mason Rudolph	73-70-67-69 - 279	\$2,410.00
T8	Doug Sanders	67-70-70-72 - 279	\$2,410.00
T8	Rocky Thompson	72-68-68-71 - 279	\$2,410.00

Notes: It was victory with a Latin flavor as Roberto De Vincenzo staged a tequila party for the press following his win. Ray Floyd, an eventual Nelson winner, Joe Campbell and Harold Henning were all breathing down De Vincenzo's neck and finished just one stroke behind. De Vincenzo pocketed \$15,000, the biggest prize to that time.

## 1964 Results

1	Charles Coody	67-67-68-69 - 271	\$5,800.00
2	Jerry Edwards	71-66-68-67 - 272	\$3,500.00
T3	Billy Casper	69-67-67-70 - 273	\$2,500.00
T3	Fred Haas	66-72-67-68 - 273	\$2,500.00
5	Raymond Floyd	69-70-67-68 - 274	\$2,000.00
T6	Frank Beard	66-71-71-67 - 275	\$1,750.00
T6	Johnny Pott	72-68-69-66 - 275	\$1,750.00
8	Gay Brewer	69-67-67-73 - 276	\$1,600.00
T9	Tommy Bolt	69-66-72-70 - 277	\$1,300.00
T9	Don Cherry	67-68-71-71 - 277	\$1,300.00
T9	Don January	67-71-69-70 - 277	\$1,300.00
T9	Don Massengale	70-71-68-68 - 277	\$1,300.00
T9	Kermit Zarley	69-73-68-67 - 277	\$1,300.00

Notes: Abilene's Charles Coody became a first-time PGA TOUR winner by posting a 271 to beat out Jerry Edwards by one stroke. The former TCU golfer took home \$5,800.

## 1962 Results

1	Billy Maxwell	68-70-68-71 - 277	\$5,300.00
2	Johnny Pott	69-71-70-71 - 281	\$3,400.00
T3	Chi Chi Rodriguez	67-75-69-71 - 282	\$2,050.00
T3	Charles Sifford	69-71-75-67 - 282	\$2,050.00
T5	Bruce Crampton	69-71-72-71 - 283	\$1,420.00
T5	Jay Hebert	73-72-70-68 - 283	\$1,420.00
T5	Gene Littler	72-69-74-68 - 283	\$1,420.00
T5	Jack Nicklaus	72-71-68-72 - 283	\$1,420.00
T5	Doug Sanders	70-72-72-69 - 283	\$1,420.00
10	Mason Rudolph	73-69-71-71 - 284	\$1,100.00

Notes: Billy Maxwell kept the title in Dallas, winning by four

strokes

over Johnny Pott. A newcomer to Dallas, Jack Nicklaus did well in his first appearance here, finishing in a tie for fifth.

## 1961 Results

1	Earl Stewart Jr.	67-72-68-71 - 278	\$4,300.00
T2	Gay Brewer	71-71-70-67 - 279	\$2,233.30
T2	Arnold Palmer	67-69-72-71 - 279	\$2,233.30
T2	Doug Sanders	70-73-70-66 - 279	\$2,233.30
T5	Johnny Pott	67-72-71-72 - 282	\$1,450.00
T5	Art Wall	72-70-70-70 - 282	\$1,450.00
T7	George Bayer	71-73-68-71 - 283	\$1,250.00
T7	Billy Maxwell	71-69-73-70 - 283	\$1,250.00
T9	Jacky Cupit	73-69-72-70 - 284	\$1,050.00
T9	Bert Weaver	71-71-73-69 - 284	\$1,050.00

Notes: History was made in Dallas as Earl Stewart Jr. became

the

first home-club pro ever to win a PGA TOUR title. The competition was rugged as he nudged names like Arnold Palmer, Doug Sanders and Gay Brewer by only a stroke for the victory. His 278 was good for \$4,300.

## 1960 Results

1	Johnny Pott	70-66-71-68 - 275	\$3,500.00
T2	Ted Kroll	72-69-68-66 - 275	\$2,050.00
T2	Bo Wininger	70-70-68-67 - 275	\$2,050.00
4	Art Wall	69-70-68-70 - 277	\$1,500.00
5	Earl Stewart	67-68-73-70 - 278	\$1,300.00
T6	Tommy Bolt	67-71-70-71 - 279	\$1,000.00
T6	Gardner Dickinson	70-71-71-67 - 279	\$1,000.00
T6	Doug Ford	71-71-69-68 - 279	\$1,000.00
T6	Bob Goalby	74-68-68-69 - 279	\$1,000.00
T6	Doug Sanders	70-68-70-71 - 279	\$1,000.00
T6	Len Woodward	68-68-73-70 - 279	\$1,000.00

Notes: It was playoff time again for Johnny Pott when he took

Ted

Kroll and Bo Wininger to the third playoff hole before winning. Pott won his first tour title and \$3,500 in a real scramble for the Dallas crown.

## 1959 Results

1	Julius Boros	68-66-70-70 - 274	\$3,500.00
T2	Dow Finsterwald	68-72-70-65 - 275	\$1,866.60
T2	Earl Stewart	72-64-75-64 - 275	\$1,866.60
T2	Bo Wininger	67-69-71-68 - 275	\$1,866.60
5	Jon Gustin	69-68-67-72 - 276	\$1,300.00
T6	Gay Brewer	68-72-72-65 - 277	\$1,100.00
T6	Gardner Dickinson	72-71-67-67 - 277	\$1,100.00
T6	Don January	72-69-67-69 - 277	\$1,100.00
T9	Paul Harney	74-71-68-65 - 278	\$925.00
T9	Doug Sanders	72-71-68-67 - 278	\$925.00

Notes: Julius Boros, already a big winner in Dallas when he took the 1952 U.S. Open at Northwood Country Club, came through in Big D again, but had to hold on to win by one stroke. Earl Stewart Jr., with a 64, Dow Finsterwald, with a 65, and Bo Wininger, with a 68, all on the final day, pushed Boros to the final pin after he had led most of the tournament.

## 1958 Results

1	Sam Snead	67-67-69-69 - 272	\$3,500.00
T2	Julius Boros	67-66-70-69 - 272	\$1,866.60
T2	John McMullen	64-65-69-74 - 272	\$1,866.60
T2	Gary Player	66-66-72-68 - 272	\$1,866.60
T5	Tommy Bolt	68-62-71-72 - 273	\$1,250.00
T5	Bert Weaver	68-67-71-67 - 273	\$1,250.00
7	Earl Stewart	68-66-69-71 - 274	\$1,100.00
T8	Bruce Crampton	69-65-72-69 - 275	\$950.00
T8	Art Wall	69-65-69-72 - 275	\$950.00
T8	Bo Wininger	68-70-66-71 - 275	\$950.00

Notes: Snead became the first back-to-back Dallas tournament champion as the tournament shifted to Oak Cliff Country Club for an early June date. This triumph was more difficult than the previous year's, as Snead had to win a playoff with Gary Player, Julius Boros and John McMullen for the victory. Snead had to come from five strokes back entering the final round, winning with a birdie putt on the first hole of the playoff.

## 1957 Results

1	Sam Snead	70-60-66-68 - 264	\$8,000.00
T2	Bob Inman	73-66-68-67 - 274	\$3,066.60
T2	Billy Maxwell	69-68-71-66 - 274	\$3,066.60
T2	Cary Middlecoff	63-70-72-69 - 274	\$3,066.60
5	Al Besselink	64-70-70-71 - 275	\$1,800.00
6	Fred Hawkins	68-66-71-71 - 276	\$1,600.00
7	Ken Venturi	68-74-67-68 - 277	\$1,400.00
T8	Dow Finsterwald	68-70-71-70 - 279	\$1,100.00
T8	Paul Harney	70-68-70-71 - 279	\$1,100.00
T8	Art Wall	71-71-70-67 - 279	\$1,100.00

Notes: Sam Snead wowed the golf world with a blistering

round

of 60 on the second day of play at Glen Lakes Country Club. Snead virtually blitzed the field, winning the tournament by 10



# Year-by-Year Results

## 1956 (June) Results

1	Peter Thomson	67-69-68-63 - 267	\$13,478.00
T2	Gene Littler	64-66-67-70 - 267	\$5,778.00
T2	Cary Middlecoff	64-67-68-68 - 267	\$5,778.00
4	Ernie Vossler	69-67-66-66 - 268	\$3,372.00
5	Robeto De Vincenzo	65-65-70-70 - 270	\$2,891.00
6	Bill Nary	71-68-70-63 - 272	\$2,410.00
T7	Jay Hebert	65-72-70-66 - 273	\$1,800.00
T7	Ted Kroll	69-69-68-68 - 273	\$1,800.00
T7	Tommy Bolt	66-69-67-71 - 273	\$1,800.00

Notes: Australian Peter Thomson became the first foreigner

to win in Dallas. Thomson, who was the 1956 British Open Champion, birdied the first playoff hole to beat Dr. Cary Middlecoff and Gene Littler, who had tied the eventual champion with 267 finishes after regulation play.

## 1956 (May) Results

1	Don January	64-67-70-67 - 268	\$6,000.00
T2	Dow Finsterwald	67-67-66-69 - 269	\$2,700.00
T2	Doug Ford	69-66-67-67 - 269	\$2,700.00
4	Billy Maxwell	67-70-66-69 - 272	\$1,800.00
T5	Jackson Bradley	67-69-67-70 - 273	\$1,400.00
T5	Dick Mayer	70-67-68-68 - 273	\$1,400.00
T7	Tommy Bolt	68-66-70-70 - 274	\$910.00
T7	Jimmy Demaret	68-67-69-70 - 274	\$910.00
T7	Don Fairfield	70-70-66-68 - 274	\$910.00
T7	Fred Hawkins	68-68-70-68 - 274	\$910.00
T7	Johnny Palmer	71-66-70-67 - 274	\$910.00

Notes: Victory was dramatic for the first of two tournaments in Dallas, this coming in May as Don January sank a memorable eagle on the 72nd hole to edge past Dow Finsterwald and Doug Ford by one stroke. January won \$6,000 at Preston Hollow, which would be the scene the next week of the second event sponsored by Jim Ling. January's opening day 64 gave him an early lead but the low round of the tournament came when Bob Inman carded a 63 on the final day. This was Arnold Palmer's first appearance in a Dallas event.

## 1946 Results

1	Ben Hogan	70-69-72-73 - 284	\$2,000.00
T2	Herman Keiser	70-73-70-73 - 286	\$1,200.00
T2	Paul Runyan	74-70-71-71 - 286	\$1,200.00
T4	Dick Metz	76-70-70-71 - 287	\$610.00
T4	Lloyd Mangrum	74-70-72-71 - 287	\$610.00
T4	Harry Todd	71-69-75-72 - 287	\$610.00
T4	Ed Furgol	77-70-71-69 - 287	\$610.00
T4	Ray Gafford	70-73-70-74 - 287	\$610.00
T4	Frank Stranahan	71-75-70-71 - 287	Amateur
T4	Earl Stewart Jr.	76-69-68-74 - 287	Amateur

Notes: Ben Hogan became the only man in history to win at Dallas and Fort Worth the same year, having won the Colonial in May and coming back to win the Dallas Invitational at Brook Hollow Country Club in late September. Nelson didn't play that year and Snead could manage only a tie for 27th after shooting an opening round of 78. Hogan took over the lead from Vic Ghezzi after the second round and was never headed, winning

by two strokes.

## 1945 Results

1	Sam Snead	70-69-69-68 - 276	\$2,000.00
2	Harold McSpaden	68-69-72-71 - 280	\$1,400.00
3	Byron Nelson	72-70-71-68 - 281	\$1,000.00
4	Ben Hogan	68-74-69-74 - 285	\$800.00
5	Wally Ulrich	75-68-74-70 - 287	Amateur
6	Johnny Bulla	73-67-74-74 - 288	\$700.00
7	Vic Ghezzi	69-71-72-77 - 289	\$600.00
8	Jimmy Hines	69-75-74-72 - 290	\$500.00
9	Leonard Dodson	69-74-74-74 - 291	\$450.00
T10	Dale Morey	73-70-76-73 - 292	\$375.00
T10	Harry Todd	75-72-73-72 - 292	\$375.00

Notes: World War II had ended the previous month and

another member of the era's golf triumvirate, Sam Snead, won his first of three Dallas events. The tournament was called the Dallas Open and had a field of only 22 golfers. It was one of only 17 tournaments of the 35 tournaments lined up that year that escaped Nelson's victory grasp. He finished third, five strokes off the pace and behind McSpaden, who was runner-up for the second time in a row. Nelson's streak of 18 straight remarkable victories had ended only three weeks before this event.

## 1944 Results

1	Byron Nelson	69-69-70-68 - 276	\$2,000.00
2	Harold McSpaden	69-75-68-74 - 286	\$1,400.00
T3	Lt. Ben Hogan	76-71-70-71 - 288	\$900.00
T3	Ray Mangrum	73-72-73-70 - 288	\$900.00
5	Earl Stewart Jr.	72-75-72-71 - 290	Amateur
6	A. C. January	74-74-72-71 - 291	\$700.00
T7	E. J. Harrison	74-71-72-75 - 292	\$650.00
T7	Leonard Dodson	76-74-70-72 - 292	\$650.00
9	Denny Shute	73-73-72-77 - 295	\$500.00
10	Pfc. Leland Gibson	76-75-75-70 - 296	\$450.00

Notes: Byron Nelson won seven of the 22 TOUR tournaments

the PGA put on during this war year and Dallas was one of them. Nelson won by 10 strokes over his wartime playing pal, Harold "Jug" McSpaden at Lakewood Country Club. Lord Byron went on to be named the Associated Press Athlete of the Year, an award he repeated the next year. He also won \$2,000 here.

## Wire-to-Wire Winners

Only two wire-to-wire winners have emerged in the history of the AT&T Byron Nelson. Since moving to the TPC Four Seasons Resort and Club Dallas at Las Colinas, the tournament has produced no wire-to-wire finishes, thus contributing to its reputation as one of the most highly competitive events on the PGA TOUR schedule.

The first came in 1976, when Mark Hayes finished the first round with a 66 to lead by one stroke over Don Bies. After firing a second-round 67, Hayes' two-round total of 133 gave him a two-stroke lead over Bob E. Smith. Shooting a 71 in the third round, Hayes took a three-stroke lead over Bies into the final round. Hayes finished the tournament with a solid 69 to claim a two-stroke victory over Bies.

Tom Watson became the second wire-to-wire champion in 1980. Watson carded a 64 in the first round to open a two-stroke lead over George Cadle and Curtis Strange. He followed with a 70 in the second round, losing a stroke to the field to finish the day with a one-stroke advantage over Strange. A 69 on Saturday kept Watson two strokes ahead of Strange before eventually winning his third straight Nelson, holding off Bill Rogers' late charge with

## Wire-to-Wire Nelson Winners

Year	Player	Won By
1976	Mark Hayes	1 stroke
1980	Tom Watson	1 stroke
2015	Stephen Bowditch	4 strokes
2016	Sergio Garcia	1 stroke



# Tournament and Course Records

The tournament records for the AT&T Byron Nelson are divided into two categories: all of the Dallas tournaments dating from 1944 forward and those covering the AT&T Byron Nelson played at the TPC Four Seasons Resort and Cottonwood Valley Course, from 1986 to 2007.

## All-Time Dallas Records

(1944-2019)

### LOWS

#### After 18 Holes

60 — Keegan Bradley . . . . . 2013

#### 36 Holes

126 — Sung Kang . . . . . 2019

#### 54 Holes

194 — Loren Roberts . . . . . 1999

194 — Brooks Koepka . . . . . 2016

194 — Sung Kang . . . . . 2019

#### 72 Holes

259 — Steven Bowditch\* . . . . . 2015

### HIGHS

#### 18 Holes

97 — Donald Moses . . . . . 1962

#### 36 Holes

190 — Donald Moses . . . . . 1962

#### 54 Holes

238 — Marty Sidener . . . . . 1959

#### 72 Holes

318 — Guy Underwood . . . . . 1958

### LOW ROUNDS

#### First Round

60 — Keegan Bradley . . . . . 2013

#### Second Round

60 — Sam Snead\* . . . . . 1957

60 — Arron Oberholser . . . . . 2006

#### Third Round

61 — Charlie Rymer . . . . . 1996

61 — Justin Leonard . . . . . 2001

#### Final Round

62 — Steve Lowery . . . . . 1995

62 — Ted Tryba . . . . . 2001

62 — Scott McCarron . . . . . 2009

62 — Brendan Grace . . . . . 2018

### HIGH ROUNDS

#### First Round

97 — Donald Moses . . . . . 1962

#### Second Round

93 — Donald Moses . . . . . 1962

#### Third Round

85 — Bill Parker . . . . . 1957

85 — Larry Ziegler . . . . . 1971

#### Final Round

86 — Ray Barnes . . . . . 1962

\*Hole No. 14 was shortened to a par 3 following round 1

\*At the time, Snead's mark of 60 tied the PGA TOUR record, since broken.

\*Hole No. 14 was shortened to a par 3 following round 1  
\*\*At the time, Snead's mark of 60 tied the PGA TOUR record, since broken.

## The Byron Nelson Award

The Byron Nelson Award is given by the PGA TOUR and is based on each player's adjusted scoring average. The adjusted score is computed from the average score of the field at each tournament. As a result, a player's score may be higher or lower than his actual score. Actual scoring average was used to determine the scoring leader prior to 1988.

In order to qualify for the Byron Nelson Award, a player must compete in a minimum of 50 official rounds on the PGA TOUR.

1980	Lee Trevino	69.73
1981	Tom Kite	69.80
1982	Tom Kite	70.21
1983	Raymond Floyd	70.61
1984	Calvin Peete	70.56
1985	Don Pooley	70.36
1986	Scott Hoch	70.08
1987	David Frost	70.09
1988	Greg Norman	69.38
1989	Payne Stewart	69.485*
1990	Greg Norman	69.10
1991	Fred Couples	69.59
1992	Fred Couples	69.38
1993	Greg Norman	68.90
1994	Greg Norman	68.81
1995	Greg Norman	69.06
1996	Tom Lehman	69.32
1997	Nick Price	68.98
1998	David Duval	69.13
1999	Tiger Woods	68.43
2000	Tiger Woods	67.79
2001	Tiger Woods	68.81
2002	Tiger Woods	68.56
2003	Tiger Woods	68.41
2004	Vijay Singh	68.84
2005	Tiger Woods	68.66
2006	Tiger Woods	68.66
2007	Tiger Woods	67.79
2008	Sergio Garcia	69.12
2009	Tiger Woods	68.05
2010	Matt Kuchar	69.61
2011	Luke Donald	68.86
2012	Rory McIlroy	68.87
2013	Steve Stricker	68.99
2014	Rory McIlroy	68.83
2015	Jordan Spieth	68.91
2016	Dustin Johnson	69.17
2017	Jordan Spieth	68.85
2018	Dustin Johnson	68.69
2019	Rory McIlroy	69.05
2020	Dustin Johnson	
2021	Patrick Cantbey	



# Tournament and Course Records

## Top Money-Winners (1968-2018)

Name	Scoring Average	Last Year	Years Played	Rounds Played	Cuts Made	Total Earnings
1 Sergio Garcia	69.07	2018	14	48	10	\$2,958,022.80
2 Scott Verplank	69.86	2015	27	79	13	\$2,535,988.50
3 Jason Day	68.50	2017	5	20	5	\$2,442,565.00
4 Marc Leishman	68.38	2018	10	34	8	\$2,125,245.00
5 Keegan Bradley	68.64	2016	6	22	5	\$2,053,796.80
6 Rory Sabbatini	69.92	2018	19	61	12	\$1,934,450.00
7 Vijay Singh	69.30	2015	16	57	13	\$1,925,241.00
8 Nick Price	68.70	2006	21	74	18	\$1,840,258.20
9 Jason Dufner	68.97	2017	9	32	7	\$1,792,341.60
10 Adam Scott	68.63	2018	5	16	3	\$1,719,500.00
11 Shigeki Maruyama	69.00	2009	10	36	8	\$1,544,700.50
12 Phil Mickelson	68.65	2012	14	48	10	\$1,470,880.40
13 Tiger Woods	67.91	2005	9	32	7	\$1,449,383.30
14 Billy Horschel	70.58	2018	4	12	2	\$1,430,000.00
15 Brett Wetterich	69.86	2012	8	28	6	\$1,427,460.00
16 Aaron Wise	65.25	2018	1	4	1	\$1,386,000.00
17 Robert Darmon	69.62	2007	11	34	6	\$1,371,306.80
18 Matt Kuchar	68.97	2018	4	10	1	\$1,366,802.50
19 Brendon Todd	70.40	2017	7	20	3	\$1,313,481.10
20 Charley Hoffman	68.97	2017	11	38	8	

## Best All-Time Scoring Averages\* (1968-2018)

Name	Scoring Average	Last Year	Years Played	Rounds Played	Cuts Made	Total Earnings
1 Woods, Tiger	<b>67.91</b>	2005	9	32	7	\$1,449,383.30
2 Marc Leishman	68.38	2018	10	34	8	\$2,125,245.00
T3 Day, Jason	68.50	2017	5	20	5	\$2,442,565.00
T3 Lee, Danny	68.50	2017	6	22	5	\$596,500.10
5 Johnson, Dustin	68.53	2017	8	32	8	\$1,255,197.10
6 Donald, Luke	68.62	2008	7	26	6	\$1,189,416.60
8 Mickelson, Phil	68.65	2012	14	48	10	\$1,470,880.40
8 Furyk, Jim	68.68	2006	10	34	7	\$470,208.70
T9 Leishman, Marc	68.70	2017	9	30	6	\$1,293,645.00
T9 Price, Nick	68.70	2006	21	74	18	\$1,840,258.20
T11 Els, Ernie	68.73	2017	11	40	9	\$962,150.80
T11 Bradley, Keegan	68.73	2017	7	26	6	\$2,103,718.60
13 Matt Kuchar	68.90	2017	10	40	10	\$1,366,802.50
14 David Duval	68.91	2014	8	23	4	\$464,960.00
T15 Jason Dufner	68.97	2017	9	32	7	\$1,792,341.60
T15 Charley Hoffman	68.97	2017	11	38	8	\$1,313,481.10
T17 Shigeki Maruyama	69.00	2009	10	36	8	\$1,544,700.50
T17 Stewart, Payne	69.00	1998	17	58	13	\$412,950.00
19 Sean O'Hair	69.03	2016	10	34	7	\$1,307,911.60
20 Hart, Dudley	69.04	2008	15	53	12	\$1,079,976.40

\* Minimum of 20 rounds

## The Last Time

**Last Wire-To-Wire Winner:** Sergio Garcia (2016)

**Last Hole in One:** 2012, 4th Round — J.J. Henry (TPC No. 5)

**Last Player to Successfully Defend Title:** Tom Watson (1979, 1980)

**Last Rookie to Win Nelson:** Aaron Wise (2018)

**Last Sophomore to Win Nelson:** Sang-Moon Bae (2013)

**Last 54 Hole Tournament:** 1992

**Last Player to Win With Over Par Score:** Bruce Lietzke, 1 over (1981)

**Last 1-Hole Playoff:** Billy Horschel (2017)

**Last 2-Hole Playoff:** None in Nelson History

**Last 3-Hole Playoff:** Adam Scott (2008)

**Last 4-Hole Playoff:** Robert Damron (2001)

**Last 2-Man Playoff:** Keegan Bradley (2011)

**Last 3-Man Playoff:** Sergio Garcia (2004)

**Last 4-Man Playoff:** Billy Ray Brown (1992)

**Last 6-Man Playoff:** Neal Lancaster (1994)

## Biggest 54 Hole Leads

The AT&T Byron Nelson is well known for its close competitions, often decided by the final shot of regulation play or by a playoff.

Miller Barber, who withstood a furious late charge by Kermit Zarley in 1968, enjoyed the greatest lead of the tournaments played thus far when he went into the final round leading by five strokes. Mac O'Grady, who had a three-stroke lead in the 1985 tournament, had the biggest lead of a non-winner.

## Biggest 54 Hole Leads By Eventual Winners

Year	Player	Lead	Won By
1968	Miller Barber	5 strokes	1 stroke
1984	Craig Stadler	4 strokes	1 stroke
1982	Bob Gilder	3 strokes	5 strokes
1976	Mark Hayes	3 strokes	2 strokes
1995	Ernie Els	3 strokes	3 strokes
2002	Shigeki Maruyama	3 strokes	2 strokes
2008	Adam Scott	3 strokes	Playoff

## Biggest 54 Hole Lead Lost

Year	Player	Lead	Finished
1985	Mac O'Grady	3 strokes	T3 (lost by 3)

## Biggest Come From Behind Wins

Year	Player	Strokes Behind 54 Hole Leader
2011	Keegan Bradley	4 strokes
1998	John Cook	4 strokes
1985	Bob Eastwood	4 strokes
1973	Lanny Wadkins	4 strokes
1981	Bruce Lietzke	3 strokes
1983	Ben Crenshaw	3 strokes
1989	Jodie Mudd	3 strokes
2000	Jesper Parnevik	3 strokes

# Tournament and Course Records

## Most Tournament Appearances (1968-2018)

Name	Scoring Average	Last Year	Years Played	Rounds Played	Cuts Made	Total Earnings
T1 Wadkins, Lanny	71.11	1999	28	87	17	\$232,374.50
T1 Watson, Tom	69.53	1999	28	100	2	\$537,042.10
T3 Crenshaw, Ben	70.13	2001	27	90	20	\$353,062.50
T3 Verplank, Scott	69.86	2015	27	79		13
						\$2,535,988.50
T5 Estes, Bob	70.17	2017	25	70	12	\$374,521.30
T5 Mayfair, Billy	70.27	2016	25	75	14	\$362,940.10
T7 Floyd, Raymond	69.98	1993	24	92	23	\$296,416.20
T7 Lietzke, Bruce	70.59	2000	24	74	14	\$400,470.90
T7 Weibring, D.A.	70.22	2002	24	76	17	\$281,291.60
T10 Brooks, Mark	70.23	2006	23	66	13	\$425,936.50
T10 Byrum, Tom	70.63	2007	23	68	12	\$200,724.10
T10 Pavin, Corey	69.63	2010	23	75	16	\$498,871.20
T10 Dave Stockton	71.40	1991	23	78	16	\$39,808.00
T14 Armour III, Tommy	70.05	2010	22	61	10	\$351,029.00
T14 Barber, Miller	71.91	1984	22	66	11	\$35,381.20
T14 Calcavecchia, Mark	70.38	2010	22	68	14	\$267,549.10
T14 Coody, Charles	71.42	1987	22	65	11	\$42,857.60
T14 Cook, John	69.85	2007	22	68	12	\$618,366.20
T14 January, Don	70.75	1981	22	80	18	\$38,134.60

## Most Top-10 Finishes (1968-2018)

Name	Top-10 Finishes	Tournament
Tom Watson	14	1st in 1975, 1978, 1979, 1980; 2nd in 1981; T2 in 1974; 3rd in 1984; T3 in 1982, 1985 and 1997; T4 in 1983; T7 in 1990; T8 in 1991; T10 in 1988
Ben Crenshaw	9	1st in 1983; 2nd in 1977; T2 in 1992; T3 in 1988; 5th in 1976 and 1981; T6 in 1984 and 1987; T8 in 1994
Nick Price	9	1st in 1991; 2nd in 2003; T3 in 2001; T4 in 1996; T7 in 2004; T8 in 1986, 1988 and 2002; T6 in 2005
Ray Floyd	7	3rd in 1976; 1st in 1977; T2 in 1992; 3rd in 1976; T3 in 1991; T6 in 1981; 7th in 1978; T8 in 1993
Lee Trevino	7	2nd in 1978; T2 in 1974; T3 in 1970; T5 in 1969, 1971 and 1985; T8 in 1972
Fred Couples	6	T9 in 1981; 1st in 1987; T10 in 1988; T5 in 1993; T2 in 1998; T8 in 2009
Bruce Lietzke	6	1st in 1981 and 1988; T2 in 1992; T3 in 1990; T4 in 1983; T6 in 1982
Craig Stadler	6	1st in 1984; 2nd in 1991; T4 in 1986 and 1987; T5 in 1985; T8 in 1988
Payne Stewart	6	1st in 1990; 2nd in 1985; T4 in 1986; T5 in 1993; T8 in 1989; T9 in 1984
Dave Stockton	6	T3 in 1978; T6 in 1968 and 1976; T8 in 1972 and 1973; T9 in 1970
Hal Sutton	6	T2 in 1983 and 1998; T3 in 1991; T6 in 2003; T9 in 1984; T10 in 1996
Scott Verplank	6	T5 in 1995; 2nd in 2001; 4th in 2003; T6 in 2005; 1st in 2007; T5 in 2010
Tiger Woods	6	1st in 1997; 3rd in 2002; T3 in 2001; T4 in 2000 and 2004; T7 in 1999

## Gold Pro-Am Winners

Year	Player	Score
1968	Gardner Dickinson	68
1969	Lou Graham, Homero Blancas, Chuck Courtney (tie)	70
1970	Terry Dill, Jack Nicklaus (tie)	66
1971	Homero Blancas	65
1972	Dale Douglass, John Schlee (tie)	69
1973	Jim Dent, George Johnson (tie)	66
1974	Billy Casper, Bobby Mitchell (tie)	67
1975	Johnny Miller	64
1977	Billy Casper, Ben Crenshaw (tie)	67
1978	Lanny Wadkins, John Schroeder (tie)	66
1979	Hubert Green	66
1980	Keith Fergus	66
1981	Tom Weiskopf	67
1982	Dan Pohl, Mark O'Meara, Mike Reed (tie)	66
1983	Ben Crenshaw	67
1984	Roger Maltbie	65
1985	Dan Pohl	66
1986	Nick Price	63
1987	Ben Crenshaw	64
1988	Tom Watson, Mark Calcavecchia (tie)	65
1991	Lanny Wadkins	65
1992	Bob Gilder	62
1993	Mark Calcavecchia, Bruce Lietzke (tie)	65
1994	Nick Price	65
1995	David Edwards (TPC)	67
	Donnie Hammond (CVC)	64
1996	Bob Tway (CVC)	63
	Peter Jacobsen (TPC)	65
1997	Stuart Cink, Loren Roberts, Justin Leonard (TPC)	
	Steve Lowery, Dudley Hart, Jim Furyk, Payne Stewart (CVC)	63
1998	Jeff Maggert (TPC)	64
	Bob Tway (CVC)	64
1999	Bob Tway, Ted Tryba, Tommy Armour III (TPC)	52
	Doug Martin (CVC)	50
2000	Stewart Cink (TPC), J. L. Lewis (CVC)	51
2001	Paul Goydos, Brent Geiberger, D.A. Weibring, David Toms (TPC)	53
	Mark Brooks (CVC)	49
2002	Matt Gogel (TPC)	52
	Chris DiMarco (CVC)	52
2003	Rich Beem (TPC)	50
	Scott McCarron, Steve Lowery (CVC)	52
2004	Jerry Kelly, Spike McRoy (TPC)	53
	Carl Pettersson, Zach Johnson (CVC)	53
2005	Arron Oberholser, Heath Slocum (TPC)	49
	Bo Van Pelt, Chris Smith (CVC)	52
2006	Fred Couples, Bernhard Langer (TPC)	53
	Jerry Kelly, Brent Geiberger (CVC)	52, 53
2007	Shigeki Maruyama, Jeff Quinney (TPC)	53
	Sergio Garcia, Ken Duke (CVC)	55, 57
2008	Bo Van Pelt, Jeff Quinney, Mark Wilson	54
	Jimmy Walker (CVC)	52
2009	Mike Weir	55
	Peter Lonard	55
2010	Vijay Singh	53
	Bryce Molder	53
2011	Jason Day	56
	John Rollins	55
2012	Padraig Harrington	52
	Johnson Wagner	52
2013	Rory Sabbatini	55
	Marcel Siem	53
2014	Ryan Moore	57
	Brian Stuard	56
2015	Justin Thomas	49
	Bo Van Pelt	50
2016	Danny Lee	54
	Kiradech Aphibarnrat	57
2017	Patrick Reed	53
	Matt Kuchar	54
2018	Sung Kang, Graeme McDowell	55
	C.T. Pan	54

1976, 1989, 1990: play was cancelled

# Tournament and Course Records

## Final Field Results (1968-2016)

Year	Site	Par	Players Winning Score	Players Under Par	Cut Score	Players Making Cut
1968	Preston Trail	70	-10	10	147	71
1969	Preston Trail	70	-3	4	148	75
1970	Preston Trail	70	-6	8	149	79
1971	Preston Trail	70	-6	7	146	79
1972	Preston Trail	70	-7	15	144	82
1973	Preston Trail	70	-3	83	146	70
1974	Preston Trail	70	-15	38	144	69
1975	Preston Trail	70	-15	50	143	73
1976	Preston Trail	70	-11	21	145	72
1977	Preston Trail	70	-8	13	148	73
1978	Preston Trail	70	-8	15	145	70
1979	Preston Trail	70	-5	8	145	68
1980	Preston Trail	70	-6	5	147	71
1981	Preston Trail	70	+1	0	146	74
1982	Preston Trail	70	-14	22	143	80
1983	Las Colinas Sports Club	71	-11	27	145	74
1984	Las Colinas Sports Club	71	-8	14	149	76
1985	Las Colinas Sports Club	71	-12	37	142	78
1986	Four Seasons TPC	70	-11	42	143	83
1987	Four Seasons TPC	70	-14	64	139	74
1988	Four Seasons TPC	70	-9	34	143	76
1989	Four Seasons TPC	70	-15	65	137	72
1990	Four Seasons TPC	70	-8	10	145	82
1991	Four Seasons TPC	70	-10	29	142	82
1992	Four Seasons TPC	70	-11	67	139	74
1993	Four Seasons TPC	70	-10	55	141	77
1994	Four Seasons TPC & CVC	70/71	-9	65	140	83
1995	Four Seasons TPC & CVC	70/70	-17	66	139	84
1996	Four Seasons TPC & CVC	70/70	-15	64	140	79
1997	Four Seasons TPC & CVC	70/70	-17	59	138	72
1998	Four Seasons TPC & CVC	70/70	-15	62	139	79
1999	Four Seasons TPC & CVC	70/70	-18	50	138	73
2000	Four Seasons TPC & CVC	70/70	-11	30	143	84
2001	Four Seasons TPC & CVC	70/70	-17	76	139	83
2002	Four Seasons TPC & CVC	70/70	-14	38	139	78
2003	Four Seasons TPC & CVC	70/70	-15	51	140	80
2004	Four Seasons TPC & CVC	70/70	-10	53	140	80
2005	Four Seasons TPC & CVC	70/70	-15	57	140	76
2006	Four Seasons TPC & CVC	70/70	-12	47	141	80
2006	Four Seasons TPC & CVC	70/70	-12	47	141	80
2007	Four Seasons TPC & CVC	70/70	-13	47	141	80
2008	Four Seasons TPC	70	-7	12	143	76
2009	Four Seasons TPC	70	-19	68	139	74
2010	Four Seasons TPC	70	-10	39	140	71
2011	Four Seasons TPC	70	-3	5	143	74
2012	Four Seasons TPC	70	-11	35	142	79
2013	Four Seasons TPC	70	-13	42	140	81
2014	Four Seasons TPC	70	-14	42	141	84
2015	Four Seasons TPC	70	-18	65	139	87
2016	Four Seasons TPC	70	-15	74	138	83
2017	Four Seasons TPC	70	-12	71	142	74



## Player Year-by-Year Results



# Player Year-by-Year Results

## Aaron, Tommy (71.70)

Year	1st	2nd	3rd	4th	Total	Finish	Money
1961	73	70	70	74	287	T20	\$470.00
1964	73	70	69	70	282	T29	\$227.20
1966	73	69	67	71	280	T12	\$1700.00
1967	73	72	72	70	287	T44	\$280.00
1968	73	72	71	71	287	T40	\$399.00
1972	72	73			145	Cut	\$0.00
1974	73	71	72	70	286	T52	\$338.00
1975	71	68	70	71	280	T33	\$1,011.00
1976	71	71	69	73	284	T22	\$1,740.00
1977	72	71	76	75	294	T54	\$445.00
1979	72	76			148	Cut	\$0.00
1980	72	74	76	73	295	T55	\$687.00
					Total		\$7,297.20

## Abbott, Bryan (71.50)

Year	1st	2nd	3rd	4th	Total	Finish	Money
1975	72	71	73	70	286	T61	\$332.60
					Total		\$332.60

## Abbott, Jerry (72.19)

Year	1st	2nd	3rd	4th	Total	Finish	Money
1968	78	75			153	Cut	\$0.00
1969	72	75	70	72	289	T31	\$612.50
1970	69	71	72	67	279	8	\$2,950.00
1971	73	72	73	70	288	T51	\$172.00
1972	69	77			146	Cut	\$0.00
					Total		\$3,734.50

## Abbott, Scott (72.00)

Year	1st	2nd	3rd	4th	Total	Finish	Money
2007	71	73			144	Cut	\$0.00
					Total		\$0.00

## Ackerman, Bob (73.00)

Year	1st	2nd	3rd	4th	Total	Finish	Money
1982	74	72			146	Cut	\$0.00
					Total		\$0.00

## Acosta, Jr., Joe (71.75)

Year	1st	2nd	3rd	4th	Total	Finish	Money
1995	70	72			142	Cut	\$0.00
1996	74	71			145	Cut	\$0.00
					Total		\$0.00

## Acree, Ron (76.50)

Year	1st	2nd	3rd	4th	Total	Finish	Money
1970	80	73			153	Cut	\$0.00
					Total		\$0.00

## Adamonis, Brad (69.83)

Year	1st	2nd	3rd	4th	Total	Finish	Money
2008	72	72			144	Cut	\$0.00
2009	66	70	69	70	275	T39	\$26,000.00
					Total		\$26,000.00

## Adams, Adam (81.50)

Year	1st	2nd	3rd	4th	Total	Finish	Money
1984	84	79			163	Cut	\$0.00
					Total		\$0.00

## Adams, Blake (70.06)

Year	1st	2nd	3rd	4th	Total	Finish	Money
2010	66	64	70	72	272	T2	\$485,333.30
2011	70	74			144	Cut	\$0.00
2012	66	71	75	71	283	T56	\$14,430.00
2015	73	66			139	Cut	\$0.00
					Total		\$499,763.30

## Adams, John (72.09)

Year	1st	2nd	3rd	4th	Total	Finish	Money
1973	75	75			150	Cut	\$0.00
1979	72	73	78	71	294	T61	\$648.00
1981	75	76			151	Cut	\$0.00
1982	72	71	71	71	285	T53	\$810.20
1983	77	74			151	Cut	\$0.00
1984	73	71	72	70	286	T22	\$4,641.60

## Adams, John (72.09) (continued)

Year	1st	2nd	3rd	4th	Total	Finish	Money
1984	73	71	72	70	286	T22	\$4,641.60
1985	73	68	70	73	284	T38	\$1,950.00
1986	74	71			145	Cut	\$0.00
1987	68	68	71	67	274	T28	\$3,904.20
1987	68	68	71	67	274	T28	\$3,904.20
1989	69	77			146	Cut	\$0.00
1990	71	76			147	Cut	\$0.00
1991	71	72			143	Cut	\$0.00
1992	67	66	71		204	T21	\$10,326.20
1993	73	74			147	Cut	\$0.00
1995	73	72			145	Cut	\$0.00
1996	72	70			142	Cut	\$0.00
1997	77				77	WD	\$0.00
1998	67	78			145	Cut	\$0.00
					Total		\$22,280.20

## Adams, Sam (77.50)

Year	1st	2nd	3rd	4th	Total	Finish	Money
1977	76	79			155	Cut	\$0.00
					Total		\$0.00

## Adcock, Mitch (74.67)

Year	1st	2nd	3rd	4th	Total	Finish	Money
1978	76	80			156	Cut	\$0.00
1992	72	73			145	Cut	\$0.00
2008	76	71			147	Cut	\$0.00
					Total		\$0.00

## Adham, Richie (73.50)

Year	1st	2nd	3rd	4th	Total	Finish	Money
1981	71	76			147	Cut	\$0.00
					Total		\$0.00

## Affrunti, Joe (69.50)

Year	1st	2nd	3rd	4th	Total	Finish	Money
2015	68	63	67	75	273	T46	\$18,460.00
2016	72	72			144	Cut	\$0.00
					Total		\$18,460.00

## Ahern, Jim (75.67)

Year	1st	2nd	3rd	4th	Total	Finish	Money
1973	77	71			148	Cut	\$0.00
1974	79				79	WD	\$0.00
					Total		\$0.00

## Aiken, Thomas (71.00)

Year	1st	2nd	3rd	4th	Total	Finish	Money
2016	72	70			142	Cut	\$0.00
					Total		\$0.00

## Alarcon, Rafael (71.50)

Year	1st	2nd	3rd	4th	Total	Finish	Money
1983	75	71			146	Cut	\$0.00
1985	71	67	75	73	286	T55	\$1,120.00
1997	68	72			140	Cut	\$0.00
					Total		\$1,120.00

## Anders, Albertson (73.50)

Year	1st	2nd	3rd	4th	Total	Finish	Money
2019	72	73			145	Cut	\$0.00
					Total		\$0.00

## Aldridge, Tyler (73.67)

Year	1st	2nd	3rd	4th	Total	Finish	Money
2009	75	70			145	Cut	\$0.00
2016	67	75			142	Cut	\$0.00
2017	77	78			155	Cut	\$0.00
					Total		\$0.00

## Alker, Steven (71.50)

Year	1st	2nd	3rd	4th	Total	Finish	Money
2003	72	74			146	Cut	\$0.00
2015	69	71			40	Cut	\$0.00
2017	75	69			144	Cut	\$0.00
					Total		\$0.00

## Allan, Steve (71.50)

Year	1st	2nd	3rd	4th	Total	Finish	Money
2001	66	78			144	Cut	\$0.00
2002	76	75			151	Cut	\$0.00
2004	70	73			143	Cut	\$0.00
2007	69	68	71	67	275	T19	\$73,710.00

## Allan, Steve (71.50)

Year	1st	2nd	3rd	4th	Total	Finish	Money
2008	70	75			145	Cut	\$0.00
2009	71	72			143	Cut	\$0.00
					Total		\$73,710.00

## Allard, Bob (75.60)

Year	1st	2nd	3rd	4th	Total	Finish	Money
1973	78	75			153	Cut	\$0.00
1974	74	74			148	Cut	\$0.00
1975	77				77	WD	\$0.00
					Total		\$0.00

## Allem, Fulton (71.20)

Year	1st	2nd	3rd	4th	Total	Finish	Money
1988	72	76			148	Cut	\$0.00
1989	70	71			141	Cut	\$0.00
1990	76	75			151	Cut	\$0.00
1991	74	74			148	Cut	\$0.00
1992	67	69	71		207	T47	\$2,791.20
1993	69	67	70	68	274	T11	\$22,400.00
1994	76	66			142	Cut	\$0.00
1996	71	67	67	67	272	T18	\$19,560.00
1997	77	74			151	Cut	\$0.00
1998	69	70	69	72	280	T63	\$5,225.00
1999	69	74			143	Cut	\$0.00
2000	72	68	77	69	286	T72	\$7,720.00
2001	70	71			141	Cut	\$0.00
2002	70	74			144	Cut	\$0.00
2003	71	70			141	Cut	\$0.00
2004	75	75			150	Cut	\$0.00
					Total		\$57,696.20

## Allen, Michael (71.56)

Year	1st	2nd	3rd	4th	Total	Finish	Money
1990	75	74			149	Cut	\$0.00
1991	74	75			149	Cut	\$0.00
1993	76	67			143	Cut	\$0.00
2002	69	69	70	73	281	T47	\$13,184.00
2004	73	71			144	Cut	\$0.00
2005	72	75			147	Cut	\$0.00
2007	69	69	64	73	275	T19	\$73,710.00
					Total		\$86,894.00

## Allen, Ras (76.13)

Year	1st	2nd	3rd	4th	Total	Finish	Money
1968	82	76			158	Cut	\$0.00
1972	76	77			153	Cut	\$0.00
1973	71	75	70	77	293	T65	\$243.80
1974	77	73			150	Cut	\$0.00
1976	73	81			154	Cut	\$0.00
1980	78	77			155	Cut	\$0.00
1983	77	78			155	Cut	\$0.00
					Total		\$243.80

## Allenby, Robert (69.61)

Year	1st	2nd	3rd	4th	Total	Finish	Money
1999	67	69	67	72	275	T24	\$24,300.00
2000	73	72			145	Cut	\$0.00
2001	70	68	66	70	274	T43	\$13,702.50
2002	69	69	67	69	274	T8	\$120,000.00
2014	72	69	70	67	278	T37	\$30,403.00
2015	76	68			144	Cut	\$0.00
2018	70	67	75	74	286	75	\$14,630.00
					Total		\$656,998.60



# Player Year-by-Year Results

## Allred, Jason (71.92)

Year	1st	2nd	3rd	4th	Total	Finish	Money
2005	74	70			144	Cut	\$0.00
2008	79	80			159	Cut	\$0.00
2014	68	70	70	72	280	T48	\$17,326.60
Total							\$17,326.60

## Alsop, Terry (79.00)

Year	1st	2nd	3rd	4th	Total	Finish	Money
1975	77	81			158	Cut	\$0.00
Total							\$0.00

## Altgelt, Stanton (74.08)

Year	1st	2nd	3rd	4th	Total	Finish	Money
1977	79	72	1		51	Cut	\$0.00
1979	70	73	77	73	293	T59	\$663.00
1980	73	84			157	Cut	\$0.00
1982	74	67	72	75	288	T64	\$728.00
Total							\$1,391.00

## Alvarado, Benjamin (71.33)

Year	1st	2nd	3rd	4th	Total	Finish	Money
2014	72	71			143	Cut	\$0.00
2015	69	73			142	Cut	\$0.00
Total							\$0.00

## Alwin, Mark (74.50)

Year	1st	2nd	3rd	4th	Total	Finish	Money
1977	71	71	78	78	298	T67	\$320.00
Total							\$320.00

## Ames, Stephen (71.59)

Year	1st	2nd	3rd	4th	Total	Finish	Money
2000	70	66	77	71	284	T62	\$8,480.00
2002	70	70			140	Cut	\$0.00
2011	71	82			153	Cut	\$0.00
2012	74	74			148	Cut	\$0.00
2013	67	68	71	75	281	T48	\$16,362.80
2014	70				70	DQ	\$0.00
Total							\$24,842.80

## An, Byeong Hun (68.00)

Year	1st	2nd	3rd	4th	Total	Finish	Money
2017	68	66	69	69	272	T5	\$263,437.50
Total							\$263,437.50

## Ancer, Abraham (68.88)

Year	1st	2nd	3rd	4th	Total	Finish	Money
2016	68	67	68	72	275	T49	\$17,438.89
2018	65	69	73	69	276	T42	\$23,184.00
2019	69	71	69	68	277	T59	\$17,301.00
Total							\$57,923.89

## Anderson, Chris (70.50)

Year	1st	2nd	3rd	4th	Total	Finish	Money
2003	71	70			141	Cut	\$0.00
Total							\$0.00

## Anderson, Jc (72.36)

Year	1st	2nd	3rd	4th	Total	Finish	Money
1991	73	73			146	Cut	\$0.00
1993	73	77			150	Cut	\$0.00
1994	74	67			141	Cut	\$0.00
2002	68	70	73	74	285	T67	\$9,552.00
2003	70	77			147	Cut	\$0.00
2004	70	74			144	Cut	\$0.00
Total							\$9,552.00

## Anderson, Jerry (72.00)

Year	1st	2nd	3rd	4th	Total	Finish	Money
1990	74	72			146	Cut	\$0.00
1992	68	74			142	Cut	\$0.00
Total							\$0.00

## Anderson, Mark (71.73)

Year	1st	2nd	3rd	4th	Total	Finish	Money
2012	72	75			147	Cut	\$0.00
2014	73	68	74		215	T81	\$12,282.00
2015	68	68	68	74	278	T69	\$14,271.00
2017	78	71			149	Cut	\$0.00
Total							\$26,553.00

## Andrade, Billy (70.09)

Year	1st	2nd	3rd	4th	Total	Finish	Money
1988	69	69	72	68	278	T24	\$6,075.00
1989	65	69	73	67	274	T31	\$5,433.30
1996	72	72			144	Cut	\$0.00
2000	68	68	74	68	278	T25	\$31,200.00
2001	72	70			142	Cut	\$0.00
2002	68	68	73	70	279	T35	\$24,180.00
2003	64	77			141	Cut	\$0.00
2004	70	70	71	72	283	T72	\$11,252.00
2006	73	66	68	74	281	T57	\$13,826.00
2007	70	73			143	Cut	\$0.00
Total							\$91,966.30

## Anton, Terry (73.00)

Year	1st	2nd	3rd	4th	Total	Finish	Money
1982	72	74			146	Cut	\$0.00
Total							\$0.00

## Antunes, Greg (74.50)

Year	1st	2nd	3rd	4th	Total	Finish	Money
1982	77	72			149	Cut	\$0.00
Total							\$0.00

## Aoki, Isao (68.25)

Year	1st	2nd	3rd	4th	Total	Finish	Money
1989	68	69	67	69	273	T24	\$7,914.20
Total							\$7,914.20

## Aphibarnrat, Kiradech (70.50)

Year	1st	2nd	3rd	4th	Total	Finish	Money
2016	69	72			141	Cut	\$0.00
2019	69	68	66	64	267	T5	\$267,810.00
Total							\$267,810.00

## Appleby, Stuart (70.37)

Year	1st	2nd	3rd	4th	Total	Finish	Money
1996	68	74			142	Cut	\$0.00
1998	72	69			141	Cut	\$0.00
2001	67	68	70	69	274	T43	\$13,702.50
2004	71	72			143	Cut	\$0.00
2005	63	73	68	70	274	T27	\$41,268.70
2007	72	71			143	Cut	\$0.00
2009	75	72			147	Cut	\$0.00
2010	72	70			142	Cut	\$0.00
2013	69	70	68	75	282	T57	\$14,807.00
2016	70	66	69	71	276	T58	\$16,060.00
2017	76	71			147	Cut	\$0.00
Total							\$85,838.20

## Aragon, Alex (71.83)

Year	1st	2nd	3rd	4th	Total	Finish	Money
2006	71	74			145	Cut	\$0.00
2014	73	70			143	Cut	\$0.00
Total							\$0.00

## Archer, George (71.56)

Year	1st	2nd	3rd	4th	Total	Finish	Money
1976	70	71	80	77	298	70	\$300.00
1977	76	70	72	69	287	T28	\$1,301.40
1980	71	77			148	Cut	\$0.00
1981	73	77			150	Cut	\$0.00
1982	65	68	71	70	274	T6	\$11,331.20
1983	72	69	72	69	282	T23	\$3,840.00
1984	72	69	72	71	284	T15	\$8,500.00
1985	73	68	68	70	279	T12	\$10,500.00
1986	71	74			145	Cut	\$0.00
1988	66	70	71	73	280	T35	\$3,618.50
1989	70	79			149	WD	\$0.00
Total							\$39,391.10

## Armour, Ryan (71.00)

Year	1st	2nd	3rd	4th	Total	Finish	Money
2007	70	72			142	Cut	\$0.00
2008	79	76			155	Cut	\$0.00
2017	67	69	69	72	277	T27	\$49,921.80
2018	66	71	71	70	278	T59	\$16,632.00
Total							\$56,023.10

## Armour III, Tommy (70.05)

Year	1st	2nd	3rd	4th	Total	Finish	Money
1984	78	73			151	Cut	\$0.00
1988	70	76			146	Cut	\$0.00
1989	68	69	68	69	274	T31	\$5,433.30
1990	74	72			146	Cut	\$0.00
1991	78				78	WD	\$0.00
1992	69	71			140	Cut	\$0.00
1993	73	69			142	Cut	\$0.00
1994	65	70			135	T14	\$19,800.00
1995	69	71			140	Cut	\$0.00
1997	75	68			143	Cut	\$0.00
1998	67	72	66	70	275	T25	\$17,512.50
1999	66	73			139	Cut	\$0.00
2000	70	66	72	66	274	T10	\$100,000.00
2001	66	67	70	67	270	T22	\$46,800.00
2002	69	74			143	Cut	\$0.00
2003	65	75	69	68	277	T36	\$26,950.00
2004	73	65	68	72	278	T41	\$20,300.00
2005	69	73			142	Cut	\$0.00
2007	72	69	67	68	276	T25	\$50,242.50
2008	69	70	74	74	287	T50	\$15,213.70
2009	67	71	68	67	273	T23	\$48,777.00
2010	69	75			144	Cut	\$0.00
Total							\$351,029.00

## Armstrong, Ty (69.75)

Year	1st	2nd	3rd	4th	Total	Finish	Money
1994	68	72			140	T65	\$2,304.00
1999	69	70			139	Cut	\$0.00
Total							\$2,304.00

## Armstrong, Wally (72.97)

Year	1st	2nd	3rd	4th	Total	Finish	Money
1974	72	67	75	71	285	T42	\$460.30
1975	74	78			152	Cut	\$0.00
1976	70	69	73	76	288	T44	\$565.50
1977	76	73			149	Cut	\$0.00
1978	75	74			149	Cut	\$0.00
1979	70	75	73	73	291	T51	\$715.50
1980	71	74	72	68	285	T22	\$3,000.00
1981	71	73	72	75	291	T28	\$1,830.0

# Player Year-by-Year Results

## Atwal, Arjun (70.17)

Year	1st	2nd	3rd	4th	Total	Finish	Money
2006	73	69			142	Cut	\$0.00
2010	69	71	64	70	274	T7	\$189,150.00
2011	68	72	67	74	281	T8	\$169,000.00
2012	72	69	73	69	283	T56	\$14,430.00
					Total		\$372,580.00

## Aube, Gene (76.00)

Year	1st	2nd	3rd	4th	Total	Finish	Money
1985	72	71			143	Cut	\$0.00
1986	80	81			161	Cut	\$0.00
					Total		\$0.00

## Aubrey, Emlyn (70.44)

Year	1st	2nd	3rd	4th	Total	Finish	Money
1990	76	75			151	Cut	\$0.00
1991	66	71	72	73	282	T37	\$4,840.00
1992	69	74			143	Cut	\$0.00
1995	68	66	70	69	273	T26	\$9,425.00
1999	64	69	69	69	271	T7	\$96,750.00
2000	74	74			148	Cut	\$0.00
					Total		\$111,015.00

## Aune, Greg (80.00)

Year	1st	2nd	3rd	4th	Total	Finish	Money
1990	78	82			160	Cut	\$0.00
					Total		\$0.00

## Austin, Woody (71.14)

Year	1st	2nd	3rd	4th	Total	Finish	Money
1995	67	69	72	74	282	T74	\$2,457.00
1996	72	71			143	Cut	\$0.00
1999	68	69	70	70	277	T35	\$14,475.00
2000	75	70			145	Cut	\$0.00
2001	73	74			147	Cut	\$0.00
2002	71	67	70	74	282	T50	\$11,488.00
2004	73	72			145	Cut	\$0.00
2011	71	73			144	Cut	\$0.00
					Total		\$28,420.00

## Axley, Eric (70.95)

Year	1st	2nd	3rd	4th	Total	Finish	Money
2006	73	67	68	71	279	T45	\$19,220.00
2007	73	72			145	Cut	\$0.00
2008	67	74	68	71	280	T13	\$113,066.60
2009	80	70			150	Cut	\$0.00
2014	68	73	74		215	T81	\$12,282.00
2015	72	73			145	Cut	\$0.00
2018	66	65	77	68	276	T42	\$23,184.00
					Total		\$167,752.60

## Azinger, Paul (70.69)

Year	1st	2nd	3rd	4th	Total	Finish	Money
1984	81	73			154	Cut	\$0.00
1986	71	70	73	67	281	T47	\$1,581.00
1987	69	69	69	69	276	T41	\$1,989.30
1988	73	68	63	69	273	T5	\$27,375.00
2008	75	72			147	Cut	\$0.00
					Total		\$30,945.30

## Baddeley, Aaron (71.69)

Year	1st	2nd	3rd	4th	Total	Finish	Money
2000	75	70			145	Cut	\$0.00
2004	70	69	79	77	295	80	\$10,440.00
2005	74	73			147	Cut	\$0.00
2014	68	70	67	72	277	T29	\$43,944.30
2015	71	68			139	Cut	\$0.00
2016	68	76			144	Cut	\$0.00
					Total		\$54,384.30

## Bae, Sang-Moon (69.75)

Year	1st	2nd	3rd	4th	Total	Finish	Money
2013	66	66	66	69	267	1	\$1,206,000.00
2014	73	74			147	Cut	\$0.00
2015	74	69			143	Cut	\$0.00
2018	67	71	70	72	280	69	\$15,554.00
2019	70	75			145	Cut	\$0.00
					Total		\$1,221,554.00

## Baird, Briny (69.68)

Year	1st	2nd	3rd	4th	Total	Finish	Money
2001	71	68	70	70	279	T73	\$8,595.00
2003	65	69	69	69	272	T9	\$140,000.00
2004	69	69	65	72	275	T21	\$58,000.00
2005	68	72	68	69	277	T48	\$15,582.60
2007	71	71			142	Cut	\$0.00
2008	68	72	70	70	280	T13	\$113,066.60
2009	69	64	67	69	269	T8	\$182,000.00
2010	68	71	71	68	278	T26	\$49,616.60
2011	70	75			145	Cut	\$0.00
2012	70	73			143	Cut	\$0.00
2014	72	70			142	Cut	\$0.00
					Total		\$566,860.80

## Baird, Butch (72.24)

Year	1st	2nd	3rd	4th	Total	Finish	Money
1968	74	76			150	Cut	\$0.00
1970	74	76			150	Cut	\$0.00
1971	76	74			150	Cut	\$0.00
1972	71	65	72	73	281	T17	\$1,687.50
1973	72	71	69	72	284	T13	\$2,550.00
1974	71	70	70	65	276	T9	\$3,755.60
1975	72	70	77	70	289	69	\$271.00
1976	73	68	70	71	282	T16	\$2,900.00
1977	76	75			151	Cut	\$0.00
1980	71	75	73	74	293	T50	\$748.50
1981	77	73			150	Cut	\$0.00
					Total		\$11,912.60

## Baker, Angus (73.20)

Year	1st	2nd	3rd	4th	Total	Finish	Money
1987	76	70			146	Cut	\$0.00
1992	74	71			145	Cut	\$0.00
1999	75				75	WD	\$0.00
					Total		\$0.00

## Baker-Finch, Ian (71.13)

Year	1st	2nd	3rd	4th	Total	Finish	Money
1985	69	71	69	76	285	T47	\$1,268.70
1989	65	71	69	70	275	T40	\$3,504.40
1990	75	74			149	Cut	\$0.00
1992	68	72			140	Cut	\$0.00
1994	71	75			146	Cut	\$0.00
1996	75	68			143	Cut	\$0.00
					Total		\$4,773.10

## Balding, Al (72.75)

Year	1st	2nd	3rd	4th	Total	Finish	Money
1969	73	75	70	73	291	T41	\$322.50
					Total		\$322.50

## Baldwin, John (75.00)

Year	1st	2nd	3rd	4th	Total	Finish	Money
1970	71	79			150	Cut	\$0.00
					Total		\$0.00

## Balkin, Todd (75.00)

Year	1st	2nd	3rd	4th	Total	Finish	Money
2019	75	74			149	Cut	\$0.00
					Total		\$0.00

## Ballesteros, Seve (72.25)

Year	1st	2nd	3rd	4th	Total	Finish	Money
1984	74	71	73	71	289	T39	\$2,050.00
					Total		\$2,050.00

## Barbarossa, Bob (73.17)

Year	1st	2nd	3rd	4th	Total	Finish	Money
1972	69	77			146	Cut	\$0.00
1973	74	72	71	76	293	T65	\$243.80
					Total		\$243.80

## Barber, Blayne (72.25)

Year	1st	2nd	3rd	4th	Total	Finish	Money
2013	73	72			145	Cut	\$0.00
2016	73	73			146	Cut	\$0.00
					Total		\$0.00

## Barber, Jim (74.00)

Year	1st	2nd	3rd	4th	Total	Finish	Money
1972	67	73	76	72	288	T54	\$156.20
1974	74	74			148	Cut	\$0.00
1975	79				79	WD	\$0.00
1981	73	78			151	Cut	\$0.00
1982	75	73			148	Cut	\$0.00
					Total		\$156.20

## Barber, Miller (71.96)

Year	1st	2nd	3rd	4th	Total	Finish	Money
1968	67	68	65	70	270	1	\$20,000.00
1969	80	73			153	Cut	\$0.00
1970	78	75			153	Cut	\$0.00
1971	71	69	72	72	284	T27	\$869.00
1972	68	68	71	71	278	T8	\$3,137.00
1973	70	74	68	78	290	T51	\$356.20
1974	74	71			145	Cut	\$0.00
1975	68	69	67	71	275	T8	\$4,392.60
1976	73	68	73	71	285	T28	\$1,330.00
1977	72	74	70	69	285	T17	\$2,500.00
1978	74	76			150	Cut	\$0.00
1979	74	72			146	Cut	\$0.00
1980	74	74			148	Cut	\$0.00
1981	81	72			153	Cut	\$0.00
1982	72	72			144	Cut	\$0.00
1984	75	76			151	Cut	\$0.00
					Total		\$32,584.80

## Barcelo, Rich (70.80)

Year	1st	2nd	3rd	4th	Total	Finish	Money
2004	68	71	69	72	280	T54	\$13,224.00
2007	73	67	72	70	282	T60	\$13,797.00
2010	75	71			146	Cut	\$0.00
					Total		\$27,021.00

## Barkhouse, Paul (76.00)

Year	1st	2nd	3rd	4th	Total	Finish	Money
1971	74	78			152	Cut	\$0.00
					Total		\$0.00

## Barlow, Craig (70.77)

Year	1st	2nd	3rd	4th	Total	Finish	Money
1998	69	68	72	71	280	T63	\$5,225.00
1999	72	71			143	Cut	\$0.00
2001	66	71	69	69	275	T51	\$10,317.20
2002	66	73	70	74	283	T56	\$10,704.00
2003	66	75			141	Cut	\$0.00
2005	75	71			146	Cut	\$0.00
2006	72	70			142	Cut	\$0.00
2008	72	75			147	Cut	\$0.00
					Total		\$26,246.20

## Barnblatt, Michael (74.50)

Year	1st	2nd	3rd	4th	Total	Finish	Money
1985	74	75			149	Cut	\$0.00



# Player Year-by-Year Results

## Barnsley, Paul (76.50)

Year	1st	2nd	3rd	4th	Total	Finish	Money
1996	76	77			153	Cut	\$0.00
					Total		\$0.00

## Barr, Dave (71.07)

Year	1st	2nd	3rd	4th	Total	Finish	Money
1979	71	77			148	Cut	\$0.00
1981	70	81			151	Cut	\$0.00
1983	68	72	70	68	278	T11	\$8,480.00
1984	67	73	73	67	280	T4	\$22,000.00
1985	70	72	73	71	286	T55	\$1,120.00
1986	77	70			147	Cut	\$0.00
1987	69	68	71	68	276	T41	\$1,989.30
1988	71	66	72	68	277	T20	\$8,737.50
1990	72	74			146	Cut	\$0.00
1998	68	75			143	Cut	\$0.00
					Total		\$42,326.80

## Barr, Jr., Ray (72.20)

Year	1st	2nd	3rd	4th	Total	Finish	Money
1987	69	66	67	68	270	T10	\$15,600.00
1988	76	74			150	Cut	\$0.00
1989	68	77			145	Cut	\$0.00
1990	79	78			157	Cut	\$0.00
					Total		\$15,600.00

## Barranger, Todd (71.00)

Year	1st	2nd	3rd	4th	Total	Finish	Money
1994	72	67			139	T50	\$2,732.80
2003	72	73			145	Cut	\$0.00
					Total		\$2,732.80

## Barrett, Bill (75.50)

Year	1st	2nd	3rd	4th	Total	Finish	Money
1979	76	75			151	Cut	\$0.00
					Total		\$0.00

## Barrier, Jerry (75.00)

Year	1st	2nd	3rd	4th	Total	Finish	Money
1970	75	75			150	Cut	\$0.00
					Total		\$0.00

## Barron, Doug (70.23)

Year	1st	2nd	3rd	4th	Total	Finish	Money
1997	70	70			140	Cut	\$0.00
1998	66	76			142	Cut	\$0.00
1999	69	66	69	70	274	T18	\$37,800.00
2000	71	71	74	73	289	T79	\$7,240.00
2003	67	72	73	72	284	T70	\$11,144.00
2005	69	66	65	69	269	T3	\$322,400.00
2006	76	71			147	Cut	\$0.00
					Total		\$378,584.00

## Baryla, Chris (74.00)

Year	1st	2nd	3rd	4th	Total	Finish	Money
2011	71	77			148	Cut	\$0.00
					Total		\$0.00

## Bassett, Richard (75.00)

Year	1st	2nd	3rd	4th	Total	Finish	Money
1968	77	73			150	Cut	\$0.00
1969	79	75			154	Cut	\$0.00
1970	74	77			151	Cut	\$0.00
1972	76	74			150	Cut	\$0.00
1973	73	74			147	Cut	\$0.00
1974	75	73			148	Cut	\$0.00
					Total		\$0.00

## Bateman, Brian (70.33)

Year	1st	2nd	3rd	4th	Total	Finish	Money
2002	69	71			140	Cut	\$0.00
2003	70	71			141	Cut	\$0.00
2004	69	69	69	67	274	T14	\$92,800.00
2005	72	71			143	Cut	\$0.00
2006	72	69	74	76	291	T8	\$11,408.00
2009	69	70	66	72	277	T52	\$14,933.70
					Total		\$119,141.70

## Bates, Ben (69.58)

Year	1st	2nd	3rd	4th	Total	Finish	Money
1998	65	74	70	71	280	T63	\$5,225.00
1999	67	69	73	70	279	T46	\$8,316.00
2000	71	69	69	67	276	T15	\$64,000.00
					Total		\$77,541.00

## Bates, Pat (72.50)

Year	1st	2nd	3rd	4th	Total	Finish	Money
1995	74	73			147	Cut	\$0.00
2002	73	69			142	Cut	\$0.00
2003	71	72			143	Cut	\$0.00
2004	74	74			148	Cut	\$0.00
					Total		\$0.00

## Batten, Eric (72.33)

Year	1st	2nd	3rd	4th	Total	Finish	Money
1982	66	75	68	74	283	T39	\$1,261.40
1983	76	75			151	Cut	\$0.00
					Total		\$1,261.40

## Baugh, Beau (73.38)

Year	1st	2nd	3rd	4th	Total	Finish	Money
1980	72	71	74	79	296	T59	\$666.00
1981	68	74	72	77	291	T28	\$1,830.00
					Total		\$2,496.00

## Baxter, Rex (75.00)

Year	1st	2nd	3rd	4th	Total	Finish	Money
1968	73	77			150	Cut	\$0.00
					Total		\$0.00

## Bean, Andy (70.62)

Year	1st	2nd	3rd	4th	Total	Finish	Money
1976	72	70	74	69	285	T28	\$1,330.00
1977	79	68	65	67	279	T3	\$11,800.00
1978	70	72	66	70	278	T8	\$5,650.00
1979	74	75			149	Cut	\$0.00
1980	71	68	71	71	281	T9	\$8,100.00
1982	74	70			144	Cut	\$0.00
1983	73	68	74	72	287	T38	\$1,560.00
1984	74	69	69	68	280	T4	\$22,000.00
1986	66	68	67	68	269	1	\$108,000.00
1987	72	69			141	Cut	\$0.00
1988	72	80			152	Cut	\$0.00
1991	69	70	74	74	287	T69	\$2,200.00
1993	71	73			144	Cut	\$0.00
1995	74	71			145	Cut	\$0.00
1996	68	68	71	70	277	T51	\$3,530.00
1997	68	70	69	67	274	T33	\$9,720.00
					Total		\$173,890.00

## Beard, Frank (72.87)

Year	1st	2nd	3rd	4th	Total	Finish	Money
1969	70	67	70	71	278	T2	\$9,250.00
1971	69	70	70	67	276	T2	\$11,575.00
1972	77	74			151	Cut	\$0.00
1976	78	72			150	Cut	\$0.00
1978	80	79			159	Cut	\$0.00
					Total		\$20,825.00

## Beck, Chip (72.22)

Year	1st	2nd	3rd	4th	Total	Finish	Money
1980	78	79			157	Cut	\$0.00
1981	74	74			148	Cut	\$0.00
1984	74	69	69	75	287	T28	\$3,253.70
1992	68	69	74		211	T71	\$2,156.00
1993	75	77			152	Cut	\$0.00
1994	72	63			135	T14	\$19,800.00
1995	73	69			142	Cut	\$0.00
1997	70	72			142	Cut	\$0.00
1998	72	72			144	Cut	\$0.00
1999	73	70			143	Cut	\$0.00
					Total		\$25,209.70

## Beckman, Cameron (70.54)

Year	1st	2nd	3rd	4th	Total	Finish	Money
1999	70	71			141	Cut	\$0.00
2001	70	65	68	76	279	T73	\$8,595.00
2002	70	65	66	73	274	T8	\$120,000.00
2003	66	68	67	72	273	T14	\$95,200.00
2004	70	67	71	71	279	T48	\$14,577.30
2005	66	70	71	70	277	T48	\$15,582.60
2006	77	70			147	Cut	\$0.00
2007	80				80	WD	\$0.00
2010	69	61	75	68	273	T5	\$247,000.00
2011	71	79			150	Cut	\$0.00
2012	72	71			143	Cut	\$0.00
2014	74	71			145	Cut	\$0.00
2016	79	70			149	Cut	\$0.00
					Total		\$500,954.90

## Beckstrom, Colby (73.00)

Year	1st	2nd	3rd	4th	Total	Finish	Money
2005	72	74			146	Cut	\$0.00
					Total		\$0.00

## Beem, Rich (70.53)

Year	1st	2nd	3rd	4th	Total	Finish	Money
2001	69	66	68	66	269	T11	\$78,954.50
2002	68	67	73	72	280	T39	\$18,240.00
2003	68	69	69	72	278	T40	\$22,400.00
2004	71	70			141	Cut	\$0.00
2005	69	75			144	Cut	\$0.00
2006	74	71			145	Cut	\$0.00
2007	74	72			146	Cut	\$0.00
2008	75	71			146	Cut	\$0.00
2009	72	73			145	Cut	\$0.00
2011	73	70	75	73	291	T60	\$14,300.00
2012	68	70	68	71	277	T19	\$78,780.00
					Total		\$212,674.50

## Begay III, Notah (71.00)

Year	1st	2nd	3rd	4th	Total	Finish	Money
1999	69	69	72	68	278	T41	\$11,100.00
2000	75	71			146	Cut	\$0.00
2002	71	77			148	Cut	\$0.00
2003	71	70			141	Cut	\$0.00
2004	68	72	70	71	281	T59	\$12,470.00
2005	75	72			147	Cut	\$0.00
2009	73	65	70	71	279	T65	\$13,455.00
					Total		\$37,025.00

## Beiersdorf, Russell (71.71)

Year	1st	2nd	3rd	4th	Total	Finish	Money
1991	79	74			153	Cut	\$0.00
1993	65	70	72	70	277	T33	\$5,820.00
1994	72				72	WD	\$0.00
					Total		\$5,820.00

## Beljan, Charlie (70.64)

Year	1st	2nd	3rd	4th	Total	Finish	Money
2012	70	76			146	Cut	\$0.00
2012	70	76			146	Cut	\$0.00
2013	70	69	72	69	280	T43	\$22,110.00
2014	72	65	70	67	274	T11	\$146,280.00
2015	72	71			143	Cut	\$0.00
2017	72	74			146	Cut	\$0.00
				Total			\$168,390.00

# Player Year-by-Year Results

## Beman, Deane (71.43)

Year	1st	2nd	3rd	4th	Total	Finish	Money
1968	72	72	69		213	WD	\$0.00
1972	74	68	72	73	287	T46	\$246.10
					Total		\$246.10

## Bender, Mike (71.50)

Year	1st	2nd	3rd	4th	Total	Finish	Money
1987	71	70			141	Cut	\$0.00
1988	71	74			145	Cut	\$0.00
					Total		\$0.00

## Benepe, Jim (71.43)

Year	1st	2nd	3rd	4th	Total	Finish	Money
1989	74	67			141	Cut	\$0.00
1990	69	73	73		215	T51	\$2,315.50
1991	74	70			144	Cut	\$0.00
					Total		\$2,315.50

## Berganio, Jr., David (69.75)

Year	1st	2nd	3rd	4th	Total	Finish	Money
1997	68	63	66	73	270	T19	\$20,314.20
2001	76	70			146	Cut	\$0.00
2002	76	70			146	Cut	\$0.00
2003	67	73	68	66	274	T19	\$60,900.00
2009	72	65	72	71	280	T69	\$13,000.00
					Total		\$94,214.20

## Berger, Daniel (66.75)

Year	1st	2nd	3rd	4th	Total	Finish	Money
2015	72	65	64	66	267	T10	\$157,383.30
2019	66	72	66	78	272	T23	\$68,335.00
					Total		\$225,718.34

## Bergin, Bill (74.50)

Year	1st	2nd	3rd	4th	Total	Finish	Money
1985	74	75			149	Cut	\$0.00
					Total		\$0.00

## Bernardini, Roberto (75.50)

Year	1st	2nd	3rd	4th	Total	Finish	Money
1971	77	74			151	Cut	\$0.00
					Total		\$0.00

## Bertsch, Shane (70.40)

Year	1st	2nd	3rd	4th	Total	Finish	Money
1997	70	68	67	70	275	T38	\$7,740.00
2006	69	70	65	72	276	T21	\$64,480.00
2008	74	66	70	71	281	T19	\$69,600.00
2011	70	75			145	Cut	\$0.00
2012	70	70	68	76	284	T63	\$13,715.00
2017	75	72			147	Cut	\$0.00
					Total		\$155,535.00

## Bess, Scott (77.50)

Year	1st	2nd	3rd	4th	Total	Finish	Money
1980	77	78			155	Cut	\$0.00
					Total		\$0.00

## Betley, Bob (75.17)

Year	1st	2nd	3rd	4th	Total	Finish	Money
1979	80	73			153	Cut	\$0.00
1980	74	69	79	76	298	T63	\$645.00
					Total		\$645.00

## Bettencourt, Matt (71.64)

Year	1st	2nd	3rd	4th	Total	Finish	Money
2009	71	71			142	Cut	\$0.00
2010	71	72			143	Cut	\$0.00
2011	73	76			149	Cut	\$0.00
2012	73	74			147	Cut	\$0.00
2013	73	64	72	72	281	T48	\$16,362.80
2014	73	70			143	Cut	\$0.00
					Total		\$16,362.80

## Biancalana, Roy (72.00)

Year	1st	2nd	3rd	4th	Total	Finish	Money
1988	67	71	72	83	293	76	\$1,410.00
1989	70	69			139	Cut	\$0.00
					Total		\$1,410.00

## Biershenk, Tommy (72.00)

Year	1st	2nd	3rd	4th	Total	Finish	Money
2012	70	74			144	Cut	\$0.00
					Total		\$0.00

## Bies, Don (71.30)

Year	1st	2nd	3rd	4th	Total	Finish	Money
1969	74	71	70	75	290	T35	\$508.30
1970	73	75	66	72	286	T30	\$652.00
1971	75	67	72	71	285	T33	\$645.60
1972	72	72	73	71	288	T54	\$156.20
1973	65	71	75	74	285	T18	\$1,533.00
1974	70	68	71	70	279	T15	\$2,178.20
1975	67	70	74	71	282	T41	\$594.50
1976	67	70	70	68	275	2	\$22,800.00
1977	77	73			150	Cut	\$0.00
1978	72	71	71	71	285	T43	\$607.50
1979	75	72			147	Cut	\$0.00
					Total		\$29,675.30

## Biesecker, Nick (76.00)

Year	1st	2nd	3rd	4th	Total	Finish	Money
1997	77	75			152	Cut	\$0.00
					Total		\$0.00

## Bishop, Charles (80.67)

Year	1st	2nd	3rd	4th	Total	Finish	Money
1979	79	79			158	Cut	\$0.00
1980	80	83			163	Cut	\$0.00
1984	83	80			163	Cut	\$0.00
					Total		\$0.00

## Bizik, Vince (77.00)

Year	1st	2nd	3rd	4th	Total	Finish	Money
1977	76	78			154	Cut	\$0.00
					Total		\$0.00

## Bjerregaard, Lucas (71.00)

Year	1st	2nd	3rd	4th	Total	Finish	Money
2019	70	72			142	Cut	\$0.00
					Total		\$0.00

## Bjornstad, Henrik (74.50)

Year	1st	2nd	3rd	4th	Total	Finish	Money
2006	73	75			148	Cut	\$0.00
2010	71	79			150	Cut	\$0.00
					Total		\$0.00

## Black, Doug (79.33)

Year	1st	2nd	3rd	4th	Total	Finish	Money
1980	75	79			154	Cut	\$0.00
1983	84				84	DQ	\$0.00
					Total		\$0.00

## Black, Joe (76.50)

Year	1st	2nd	3rd	4th	Total	Finish	Money
1971	75	78			153	Cut	\$0.00
					Total		\$0.00

## Black, Ronnie (70.45)

Year	1st	2nd	3rd	4th	Total	Finish	Money
1983	75	69	73	73	290	T53	\$936.00
1985	69	69	74	74	286	T55	\$1,120.00
1986	68	73	71	70	282	T55	\$1,350.00
1987	73	68			141	Cut	\$0.00
1989	69	69			138	Cut	\$0.00
1990	71	75			146	Cut	\$0.00
1991	69	70	69	73	281	T33	\$6,077.50
1994	70	64			134	T8	\$31,200.00
1995	69	70	72	69	280	T67	\$2,626.00
1996	72	67	72	67	278	T57	\$3,300.00
1997	69	70			139	Cut	\$0.00
1998	73	66	66	73	278	T51	\$5,883.30
2000	72	73			145	Cut	\$0.00
					Total		\$52,492.80

## Blackburn, Mike (74.50)

Year	1st	2nd	3rd	4th	Total	Finish	Money
1988	73	76			149	Cut	\$0.00
					Total		\$0.00

## Blackburn, Woody (74.81)

Year	1st	2nd	3rd	4th	Total	Finish	Money
1977	77	78			155	Cut	\$0.00
1979	75	77			152	Cut	\$0.00
1980	77	75			152	Cut	\$0.00
1981	78	79			157	Cut	\$0.00
1982	71	70	68	73	282	T31	\$1,942.50
1983	77	70			147	Cut	\$0.00
1987	78	74			152	Cut	\$0.00
					Total		\$1,942.50

## Blackmar, Phil (70.12)

Year	1st	2nd	3rd	4th	Total	Finish	Money
1985	69	73	70	66	278	T8	\$14,000.00
1986	74	72			146	Cut	\$0.00
1987	72	70			142	Cut	\$0.00
1988	70	69	73	69	281	T41	\$2,486.60
1990	69	78			147	Cut	\$0.00
1991	70	66	66	73	275	T8	\$30,800.00
1992	63	71	71		205	T29	\$6,413.00
1993	73	77			150	Cut	\$0.00
1994	73	69			142	Cut	\$0.00
1995	72	74			146	Cut	\$0.00
1996	70	68	73	68	279	T64	\$3,060.00
1997	68	63	67	71	269	T12	\$33,171.40
1998	69	69	69	66	273	T15	\$41,250.00
1999	68	70	70	74	282	T64	\$6,300.00
					Total		\$137,481.00

## Blair, Jim (78.50)

Year	1st	2nd	3rd	4th	Total	Finish	Money
1984	81	76			157	Cut	\$0.00
					Total		\$0.00

## Blair, Zac (68.71)

Year	1st	2nd	3rd	4th	Total	Finish	Money
2015	69	64	66	69	268	T16	\$102,950.00
2016	68	71			139	Cut	\$0.00
2017	69	68	72	70	279	T40	\$25,605.00
2018	67	71	68	70	276	T42	\$23,184.00
					Total		\$151,739.00

## Blake, Jay Don (69.38)

Year	1st	2nd	3rd	4th	Total	Finish	Money
1987	68	67	67	70	272	T15	\$9,900.00
1988	71	70	68	68	277	T20	\$8,737.50
1989	67	70	67	71	275	T40	\$3,504.40
1990	76	72			148	Cut	\$0.00
1991	68	69	70	69	276	T12	\$20,900.00
1993	69	69	65	73	276	T26	\$8,520.00
1994	68	69			137	T28	\$6,737.10
1995	64	69	69	66	268	T5	\$45,662.50
1996	69	66	71	67	273	T23	\$12,975.00
1997	71	69			140	Cut	\$0.00
1998	67	68	69	70	274	T19	\$29,250.00
1999	70	71			141	Cut	\$0.00
2000	74	77			151	Cut	\$0.00
2002	72	68			140	Cut	\$0.00
2003	67	70	77	68	282	T60	\$12,096.00
					Total		\$158,282.50

# Player Year-by-Year Results

## Blanks, Kris (70.75)

Year	1st	2nd	3rd	4th	Total	Finish	Money
2009	68	71	66	70	275	T39	\$26,000.00
2010	71	72			143	Cut	\$0.00
2011	73	76			149	Cut	\$0.00
2012	77	67			144	Cut	\$0.00
2014	70	69	70	71	280	T48	\$17,326.60
2019	72	76				Cut	\$0.00
				Total			\$43,326.60

## Blaum, Ryan (69.38)

Year	1st	2nd	3rd	4th	Total	Finish	Money
2017	72	74			146	Cut	\$0.00
2018	66	69	67	66	268	T6	\$257,950.00
2019	70	71			141	Cut	\$0.00
				Total			\$257,950.00

## Blixt, Jonas (67.94)

Year	1st	2nd	3rd	4th	Total	Finish	Money
2012	68	70	67	66	271	T3	\$312,000.00
2015	67	69	67	67	270	T30	\$45,085.00
2016	71	66	67	71	275	T49	\$17,438.89
2019	65	70	70	66	271	T20	\$95,326.67
				Total			\$469,850.56

## Blocker, Chris (71.57)

Year	1st	2nd	3rd	4th	Total	Finish	Money
1969	67	74	74	72	287	T21	\$925.00
1970	71	71	70	71	283	T17	\$1,300.00
1971	72	73	71	70	286	T42	\$431.00
1972	75	71			146	Cut	\$0.00
				Total			\$2,656.00

## Bogan, Steve (74.00)

Year	1st	2nd	3rd	4th	Total	Finish	Money
1971	74				74	WD	\$0.00
				Total			\$0.00

## Bohen, Marty (72.67)

Year	1st	2nd	3rd	4th	Total	Finish	Money
1974	71	72	74	68	285	T42	\$460.30
1977	75	76			151	Cut	\$0.00
				Total			\$460.30

## Bohn, Jason (70.36)

Year	1st	2nd	3rd	4th	Total	Finish	Money
2004	69	69	67	74	279	T48	\$14,577.30
2005	75	72			147	Cut	\$0.00
2006	70	68	68	67	273	T8	\$167,400.00
2007	75	72			147	Cut	\$0.00
2008	76	72			148	Cut	\$0.00
2009	71	74			145	Cut	\$0.00
2012	70	70	67	68	275	T9	\$156,000.00
2013	71	68	69	69	277	T21	\$67,000.00
2017	68	70	70	71	279	T40	\$25,605.00
				Total			\$404,977.30

## Boisvert, Robert (76.50)

Year	1st	2nd	3rd	4th	Total	Finish	Money
2006	76	77			153	Cut	\$0.00
				Total			\$0.00

## Boldt, Bob (75.50)

Year	1st	2nd	3rd	4th	Total	Finish	Money
1969	74	77			151	Cut	\$0.00
				Total			\$0.00

## Bolli, Justin (69.57)

Year	1st	2nd	3rd	4th	Total	Finish	Money
2005	72	71			143	Cut	\$0.00
2008	73	73			146	Cut	\$0.00
2010	73	70			143	Cut	\$0.00
2013	69	69	68	65	271	4	\$321,600.00
				Total			\$321,600.00

## Bolling, Charles (71.00)

Year	1st	2nd	3rd	4th	Total	Finish	Money
1985	73	73			146	Cut	\$0.00
1986	71	65	69	77	282	T55	\$1,350.00
1987	67	72	68	67	274	T28	\$3,904.20
1988	73	77			150	Cut	\$0.00
				Total			\$5,254.20

## Bollman, David (75.00)

Year	1st	2nd	3rd	4th	Total	Finish	Money
1969	76	74			150	Cut	\$0.00
				Total			\$0.00

## Booker, Eric (70.80)

Year	1st	2nd	3rd	4th	Total	Finish	Money
1999	71				71	WD	\$0.00
2000	71	72	71	69	283	T56	\$8,920.00
				Total			\$8,920.00

## Booker, Mike (72.50)

Year	1st	2nd	3rd	4th	Total	Finish	Money
1982	70	70	75	75	290	T73	\$668.50
				Total			\$668.50

## Booros, Jim (72.75)

Year	1st	2nd	3rd	4th	Total	Finish	Money
1981	76	73			149	Cut	\$0.00
1983	73	74			147	Cut	\$0.00
1984	72	76	76	73	297	73	\$970.00
1988	75	78			153	Cut	\$0.00
1989	67	69	72	71	279	T62	\$2,130.00
1990	75	73			148	Cut	\$0.00
1991	70	70	70	72	282	T37	\$4,840.00
				Total			\$7,940.00

## Borchert, Matthew (75.50)

Year	1st	2nd	3rd	4th	Total	Finish	Money
2009	76	75			151	Cut	\$0.00
				Total			\$0.00

## Boros, Guy (70.45)

Year	1st	2nd	3rd	4th	Total	Finish	Money
1994	66	70			136	T20	\$12,105.00
1995	70	72			142	Cut	\$0.00
1996	66	72	70	71	279	T64	\$3,060.00
1997	74				74	WD	\$0.00
1998	73	71			144	Cut	\$0.00
				Total			\$15,165.00

## Boros, Julius (71.35)

Year	1st	2nd	3rd	4th	Total	Finish	Money
1969	67	72	72	74	285	T13	\$1,750.00
1971	70	72	71	71	284	T27	\$869.00
1972	70	68	74	72	284	T29	\$800.00
1973	70	68	76	69	283	T8	\$3,765.00
1974	72	74			146	Cut	\$0.00
1975	71	74			145	Cut	\$0.00
				Total			\$7,184.00

## Boscamp, Kevin (74.60)

Year	1st	2nd	3rd	4th	Total	Finish	Money
1991	79	76			155	Cut	\$0.00
1993	75	77			152	Cut	\$0.00
1994	71	71			142	Cut	\$0.00
1996	71	74			145	Cut	\$0.00
1997	79	73			152	Cut	\$0.00
				Total			\$0.00

## Botts, Rafe (75.25)

Year	1st	2nd	3rd	4th	Total	Finish	Money
1970	76	75			151	Cut	\$0.00
1972	78	72			150	Cut	\$0.00
				Total			\$0.00

## Bourne, Bob (73.00)

Year	1st	2nd	3rd	4th	Total	Finish	Money
1972	75	71			146	Cut	\$0.00
				Total			\$0.00

## Boutell, George (73.75)

Year	1st	2nd	3rd	4th	Total	Finish	Money
1968	75	69	74	73	291	T54	\$0.00
1969	72	84			156	Cut	\$0.00
1970	78	76			154	Cut	\$0.00
1971	72	73	70	69	284	T27	\$869.00
				Total			\$869.00

## Bowden, Craig (71.13)

Year	1st	2nd	3rd	4th	Total	Finish	Money
2000	73	75			148	Cut	\$0.00
2007	70	70	70	67	277	T29	\$36,729.00
2010	71	73			144	Cut	\$0.00
				Total			\$36,729.00

## Bowditch, Steven (70.74)

Year	1st	2nd	3rd	4th	Total	Finish	Money
2011	75	65	80	71	291	T60	\$14,300.00
2012	73	74			147	Cut	\$0.00
2013	73	68			141	Cut	\$0.00
2014	72	71			143	Cut	\$0.00
2015	62	68	65	64	259	1	\$1,278,000.00
2016	68	70	75		213	T82	\$12,775.00
2017	80	70			150	Cut	\$0.00
				Total			\$1,305,075.00

## Bowerman, Gary (74.75)

Year	1st	2nd	3rd	4th	Total	Finish	Money
1970	79	70	73	77	299	T77	\$142.80
				Total			\$142.80

## Bowles, Charlie (70.13)

Year	1st	2nd	3rd	4th	Total	Finish	Money
1989	66	71	71	70	278	T59	\$2,200.00
1991	73	68	69	73	283	T43	\$3,214.20
				Total			\$5,414.20

## Bowman, Steve (71.20)

Year	1st	2nd	3rd	4th	Total	Finish	Money
1985	70	76			146	Cut	\$0.00
1986	70	67	74	68	279	T32	\$3,260.00
1988	72	69	74	72	287	T66	\$1,522.50
				Total			\$4,782.50

## Boyd, Bob (78.67)

Year	1st	2nd	3rd	4th	Total	Finish	Money
1983	77	77			154	Cut	\$0.00
1984	82				82	WD	\$0.00
				Total			\$0.00

## Boynton, Frank (71.50)

Year	1st	2nd	3rd	4th	Total	Finish	Money
1968	77	70	69	70	286	T35	\$550.00
				Total			\$550.00

## Bozelli, Dominic (69.90)

Year	1st	2nd	3rd	4th	Total	Finish	Money</
------	-----	-----	-----	-----	-------	--------	---------



# Player Year-by-Year Results

## Bramlett, Joseph (72.00)

Year	1st	2nd	3rd	4th	Total	Finish	Money
2011	75	69			144	Cut	\$0.00
					Total		\$0.00

## Brannan, Michael (72.19)

Year	1st	2nd	3rd	4th	Total	Finish	Money
1979	69	73	69	68	279	T5	\$10,537.50
1980	67	71	72	71	281	T9	\$8,100.00
1981	73	73	76	77	299	T65	\$621.00
1982	73	75			148	Cut	\$0.00
1983	78	70			148	Cut	\$0.00
					Total		\$19,258.50

## Branshaw, David (70.63)

Year	1st	2nd	3rd	4th	Total	Finish	Money
2004	70	69	67	68	274	T14	\$92,800.00
2006	73	74			147	Cut	\$0.00
2007	73	71			144	Cut	\$0.00
					Total		\$92,800.00

## Brask, Bill (72.50)

Year	1st	2nd	3rd	4th	Total	Finish	Money
1970	68	77	70	73	288	T41	\$336.60
1971	74	73			147	Cut	\$0.00
					Total		\$336.60

## Bratton, Alan (70.00)

Year	1st	2nd	3rd	4th	Total	Finish	Money
1999	71	69			140	Cut	\$0.00
					Total		\$0.00

## Breaux, Jerry (75.00)

Year	1st	2nd	3rd	4th	Total	Finish	Money
1972	77	73			150	Cut	\$0.00
					Total		\$0.00

## Brehaut, Jeff (71.75)

Year	1st	2nd	3rd	4th	Total	Finish	Money
2001	73	67			140	Cut	\$0.00
2002	73	72			145	Cut	\$0.00
2003	69	74			143	Cut	\$0.00
2004	71	75			146	Cut	\$0.00
					Total		\$0.00

## Brehm, Ryan (71.00)

Year	1st	2nd	3rd	4th	Total	Finish	Money
2017	73	68	72	71	284	T61	\$16,050.00
					Total		\$16.00

## Brewer, Gay (71.67)

Year	1st	2nd	3rd	4th	Total	Finish	Money
1968	71	73	69	72	285	T24	\$752.20
1969	70	74	70	73	287	T21	\$925.00
1970	73	72	71	68	284	T22	\$912.50
1971	68	72	70	71	281	T10	\$2,482.10
1972	68	74	69	72	283	T23	\$1,034.00
1973	71	72	74	68	285	T18	\$1,533.00
1974	70	69	69	71	279	T15	\$2,178.20
1975	70	77			147	Cut	\$0.00
1976	75	72			147	Cut	\$0.00
1977	77	77			154	Cut	\$0.00
1978	75	73			148	Cut	\$0.00
					Total		\$9,817.00

## Brewer, Will (75.50)

Year	1st	2nd	3rd	4th	Total	Finish	Money
1985	75	75			150	Cut	\$0.00
1986	80	76			156	Cut	\$0.00
1987	72	75			147	Cut	\$0.00
					Total		\$0.00

## Bridwell, Charlie (81.50)

Year	1st	2nd	3rd	4th	Total	Finish	Money
1984	78	85			163	Cut	\$0.00
					Total		\$0.00

## Briggs, Danny (71.61)

Year	1st	2nd	3rd	4th	Total	Finish	Money
1986	72	71	69	73	285	T69	\$1,200.00
1987	69	64	70	73	276	T41	\$1,989.30
1988	78	75			153	Cut	\$0.00
1999	69	69	69	78	285	71	\$5,940.00
2004	74	75			149	Cut	\$0.00
2005	73	68			141	Cut	\$0.00
					Total		\$9,129.30

## Bright, Mike (71.50)

Year	1st	2nd	3rd	4th	Total	Finish	Money
1985	72	71			143	Cut	\$0.00
					Total		\$0.00

## Brigman, D.J. (72.75)

Year	1st	2nd	3rd	4th	Total	Finish	Money
2004	71	70			141	Cut	\$0.00
2005	72	71			143	Cut	\$0.00
2007	72	70			142	Cut	\$0.00
2011	80	76			156	Cut	\$0.00
					Total		\$0.00

## Brigman, Jaxon (68.83)

Year	1st	2nd	3rd	4th	Total	Finish	Money
2005	72	66	64	69	271	T10	\$148,800.00
2009	70	72			142	Cut	\$0.00
					Total		\$148,800.00

## Brisky, Mike (70.20)

Year	1st	2nd	3rd	4th	Total	Finish	Money
1995	70	73			143	Cut	\$0.00
1996	66	67	72	71	276	T40	\$4,999.00
1997	72	65	71	71	279	T56	\$4,050.00
1998	68	76			144	Cut	\$0.00
1999	70	68	69	72	279	T46	\$8,316.00
2000	71	71	70	71	283	T56	\$8,920.00
					Total		\$26,285.00

## Britton, Bill (70.73)

Year	1st	2nd	3rd	4th	Total	Finish	Money
1981	73	72	73	74	292	T38	\$1,260.00
1982	70	74			144	Cut	\$0.00
1985	72	75			147	Cut	\$0.00
1987	67	67	68	72	274	T28	\$3,904.20
1988	68	76			144	Cut	\$0.00
1989	70	68			138	Cut	\$0.00
1990	68	73	72		213	T28	\$5,850.00
1992	69	70	66		205	T29	\$6,413.00
1994	73	68			141	Cut	\$0.00
1995	71	70			141	Cut	\$0.00
					Total		\$17,427.20

## Brodie, Steve (72.00)

Year	1st	2nd	3rd	4th	Total	Finish	Money
1994	73	71			144	Cut	\$0.00
					Total		\$0.00

## Brooks, Mark (70.23)

Year	1st	2nd	3rd	4th	Total	Finish	Money
1984	76	77			153	Cut	\$0.00
1985	70	70	77	72	289	T66	\$1,025.00
1986	68	73	69	67	277	T19	\$7,020.00
1987	74				74	WD	\$0.00
1988	74	75			149	Cut	\$0.00
1989	68	74			142	Cut	\$0.00
1990	72	71	75		218	T72	\$1,920.00
1991	71	71	76	72	290	T73	\$2,112.00
1992	73	66	70		209	T62	\$2,321.00
1993	70	69	71	69	279	T50	\$2,872.00
1994	67	67			134	T8	\$31,200.00
1995	68	66	69	67	270	T11	\$27,560.00
1996	64	70	70	66	270	T6	\$48,562.50
1997	68	69	68	76	281	T64	\$3,744.00
1998	71	69			140	Cut	\$0.00
1999	70	69			139	Cut	\$0.00

## Brooks, Mark (70.23) (continued)

Year	1st	2nd	3rd	4th	Total	Finish	Money
2000	69	66	70	67	272	T7	\$129,000.00
2001	69	67	67	70	273	T37	\$19,800.00
2002	71	69			140	Cut	\$0.00
2003	71	71			142	Cut	\$0.00
2004	72	78			150	Cut	\$0.00
2005	71	69	65	66	271	T10	\$148,800.00
2006	73				73	DQ	\$0.00
					Total		\$425,936.50

## Brown, Billy Ray (71.17)

Year	1st	2nd	3rd	4th	Total	Finish	Money
1988	70	70	73	67	280	T35	\$3,618.50
1989	68	74			142	Cut	\$0.00
1990	76	71			147	Cut	\$0.00
1991	71	71	66	75	283	T43	\$3,214.20
1992	69	64	66		199	1	\$198,000.00
1993	79	73			152	Cut	\$0.00
1994	70	70			140	T65	\$2,304.00
1995	75	67			142	Cut	\$0.00
1996	75	65	69	68	277	T51	\$3,530.00
1997	68	69	67	75	279	T56	\$4,050.00
1998	70	76			146	Cut	\$0.00
1999	72	75			147	Cut	\$0.00
2000	75	70			145	Cut	\$0.00
2002	83				83	WD	\$0.00
					Total		\$214,716.70

## Brown, Christopher (72.75)

Year	1st	2nd	3rd	4th	Total	Finish	Money
2010	74	73			147	Cut	\$0.00
2015	74	70			144	Cut	\$0.00
					Total		\$0.00

## Brown, Cliff (73.25)

Year	1st	2nd	3rd	4th	Total	Finish	Money
1968	70	73	76	74	293	T60	\$0.00
					Total		\$0.00

## Brown, Doug (74.75)

Year	1st	2nd	3rd	4th	Total	Finish	Money
1983	74	71	76	78	299	T72	\$780.00
					Total		\$780.00

## Brown, Ken (69.50)

Year	1st	2nd	3rd	4th	Total	Finish	Money
1986	67	76	67	68	278	T26	\$4,580.00
					Total		\$4,580.00

## Brown, Pete (72.81)

Year	1st	2nd	3rd	4th	Total	Finish	Money
1969	73	75	69	66	283	T10	\$2,400.00
1970	69	70	67	72	278	T6	\$3,400.00
1971	70	72	70	79	291	T59	\$172.40
1973	77	72			149	Cut	\$0.00
1974	69	76			145	Cut	\$0.00
1975	76	68			144	Cut	\$0.00
1976	76	72			148	Cut	\$0.00
1977	75	75			150	Cut	\$0.00
1978	73	79			152	Cut	\$0.00
1979	76				76	WD	\$0.00
1981	75	75			150	Cut	\$0.00
					Total		\$5,972.40



# Player Year-by-Year Results

## Browne, Olin (70.08)

Year	1st	2nd	3rd	4th	Total	Finish	Money
1994	71	73			144	Cut	\$0.00
1996	68	72	72	66	278	T57	\$3,300.00
1997	74	64	63	69	270	T19	\$20,314.20
1998	73	72			145	Cut	\$0.00
1999	65	70	68	72	275	T24	\$24,300.00
2000	75	71			146	Cut	\$0.00
2001	69	67	64	70	270	T22	\$46,800.00
2002	70	73			143	Cut	\$0.00
2004	69	77			146	Cut	\$0.00
2006	69	68	73	70	280	T48	\$15,141.70
2008	72	71	71	78	292	T68	\$12,864.00
					Total		\$183,619.90

## Bruckner, Greg (72.00)

Year	1st	2nd	3rd	4th	Total	Finish	Money
1990	75	70	75		220	T79	\$1,800.00
1991	72	69	72	71	284	T53	\$2,534.40
					Total		\$4,334.40

## Bryant, Bart (70.25)

Year	1st	2nd	3rd	4th	Total	Finish	Money
1991	77	71			148	Cut	\$0.00
1995	69	69	70	64	272	T21	\$13,520.00
1996	71	69	67	72	279	T64	\$3,060.00
2004	70	70	70	69	279	T48	\$14,577.30
2005	72	70			142	Cut	\$0.00
2006	69	74			143	Cut	\$0.00
2008	72	66	67	72	277	3	\$435,200.00
2009	71	75			146	Cut	\$0.00
					Total		\$466,357.30

## Bryant, Brad (69.93)

Year	1st	2nd	3rd	4th	Total	Finish	Money
1979	67	73	73	67	280	T9	\$8,400.00
1980	80	73			153	Cut	\$0.00
1981	72	70	73	73	288	T16	\$4,650.00
1982	75	71			146	Cut	\$0.00
1983	69	68	69	68	274	T2	\$35,200.00
1984	79	70	70	69	288	T35	\$2,518.50
1985	71	73			144	Cut	\$0.00
1988	71	75			146	Cut	\$0.00
1989	66	71	68	67	272	T18	\$12,600.00
1990	72	71	69		212	T20	\$10,087.50
1991	72	72			144	Cut	\$0.00
1992	64	68	70		202	T11	\$25,300.00
1993	69	66	71	72	278	T43	\$3,744.00
1994	66	67			133	7	\$40,200.00
1995	70	69	69	66	274	T32	\$6,745.50
1996	69	66	71	68	274	T29	\$9,332.10
1997	65	67	66	70	268	T5	\$56,957.10
					Total		\$215,734.70

## Buchanan, Howard (77.33)

Year	1st	2nd	3rd	4th	Total	Finish	Money
1968	78	75			153	Cut	\$0.00
1977	79				79	WD	\$0.00
					Total		\$0.00

## Buha, Jason (71.00)

Year	1st	2nd	3rd	4th	Total	Finish	Money
2003	70	72			142	Cut	\$0.00
					Total		\$0.00

## Bullard, Jimmie (76.00)

Year	1st	2nd	3rd	4th	Total	Finish	Money
1975	79	73			152	Cut	\$0.00
					Total		\$0.00

## Burgoon, Bronson (67.75)

Year	1st	2nd	3rd	4th	Total	Finish	Money
2016	68	68	67	68	271	T24	\$54,020.00
2018	69	68	67	68	272	T16	\$115,500.00
					Total		\$169,520.00

## Burke, Patrick (70.50)

Year	1st	2nd	3rd	4th	Total	Finish	Money
1996	74	73			147	Cut	\$0.00
1997	69	69	71	67	276	T43	\$5,940.00
					Total		\$5,940.00

## Burke, Jr., Jack (74.50)

Year	1st	2nd	3rd	4th	Total	Finish	Money
1974	75	73			148	Cut	\$0.00
1975	75	73			148	Cut	\$0.00
1976	76	75			151	Cut	\$0.00
					Total		\$0.00

## Burns, Bob (71.29)

Year	1st	2nd	3rd	4th	Total	Finish	Money
1995	70	71			141	Cut	\$0.00
1999	67	76			143	Cut	\$0.00
2000	70	73	77	70	290	T81	\$7,080.00
2001	71	70			141	Cut	\$0.00
2002	71	71			142	Cut	\$0.00
2004	67	74			141	Cut	\$0.00
					Total		\$7,080.00

## Burns, George (70.79)

Year	1st	2nd	3rd	4th	Total	Finish	Money
1976	71	70	72	72	285	T28	\$1,330.00
1977	78	69	67	72	286	T23	\$1,688.00
1978	72	73	70	66	281	T19	\$2,400.00
1979	66	68	76	71	281	T11	\$6,900.00
1980	67	70	73	70	280	T6	\$10,050.00
1981	72	75			147	Cut	\$0.00
1982	71	70	74	68	283	T39	\$1,261.40
1984	78	69	71	67	285	T18	\$6,750.00
1985	68	72	69	73	282	T23	\$4,214.20
1986	68	72	63	74	277	T19	\$7,020.00
1987	73	69			142	Cut	\$0.00
1990	73	72	70		215	T51	\$2,315.50
					Total		\$43,929.10

## Burroughs, Clark (71.45)

Year	1st	2nd	3rd	4th	Total	Finish	Money
1988	69	69	75	71	284	T59	\$1,650.00
1989	72	69			141	Cut	\$0.00
1990	73	69	74		216	T60	\$2,130.00
1991	76	69			145	Cut	\$0.00
					Total		\$3,780.00

## Burton, Kevin (72.50)

Year	1st	2nd	3rd	4th	Total	Finish	Money
1997	76	69			145	Cut	\$0.00
					Total		\$0.00

## Butler, Duke (77.25)

Year	1st	2nd	3rd	4th	Total	Finish	Money
1975	78	77			155	Cut	\$0.00
1977	76	78			154	Cut	\$0.00
					Total		\$0.00

## Buttner, Bill (71.64)

Year	1st	2nd	3rd	4th	Total	Finish	Money
1985	75	73			148	Cut	\$0.00
1989	68	69	71	71	279	T62	\$2,130.00
1990	73	71	72		216	T60	\$2,130.00
1991	72	73			145	Cut	\$0.00
					Total		\$4,260.00

## Byman, Bob (76.57)

Year	1st	2nd	3rd	4th	Total	Finish	Money
1980	78	75			153	Cut	\$0.00
1981	73	72	79	77	301	T69	\$594.00
1983	82				82	DQ	\$0.00
					Total		\$594.00

## Byman, Ed (74.75)

Year	1st	2nd	3rd	4th	Total	Finish	Money
1979	70	79			149	Cut	\$0.00
1980	73	77			150	Cut	\$0.00
					Total		\$0.00

## Byrd, Gene (78.00)

Year	1st	2nd	3rd	4th	Total	Finish	Money
1970	77	79			156	Cut	\$0.00
					Total		\$0.00

## Byrd, Jonathan (70.19)

Year	1st	2nd	3rd	4th	Total	Finish	Money
2002	66	74			140	Cut	\$0.00
2003	68	77			145	Cut	\$0.00
2004	67	67	70	72	276	T27	\$39,440.00
2005	71	68	69	70	278	T54	\$14,322.00
2007	69	69	68	70	276	T25	\$50,242.50
2009	68	70	66	76	280	T69	\$13,000.00
2014	71	76			147	Cut	\$0.00
2015	67	71	68	69	275	T60	\$15,407.00
2018	65	73	70	68	276	T42	\$23,184.00
2019	78	75			153	Cut	\$0.00
					Total		\$155,595.50

## Byrum, Curt (71.05)

Year	1st	2nd	3rd	4th	Total	Finish	Money
1983	74	73			147	Cut	\$0.00
1984	76	73	72	72	293	T61	\$1,075.00
1985	70	72	73	78	293	72	\$980.00
1987	69	68	69	76	282	T72	\$1,164.00
1988	66	69	71	73	279	T30	\$4,657.80
1989	73	72			145	Cut	\$0.00
1990	71	66	74		211	T16	\$15,500.00
1991	71	71	65	76	283	T43	\$3,214.20
1994	69	72			141	Cut	\$0.00
1995	67	72	66	71	276	T48	\$3,231.40
1996	73	67	70	69	279	T64	\$3,060.00
					Total		\$32,882.40

## Byrum, Tom (70.63)

Year	1st	2nd	3rd	4th	Total	Finish	Money
1985	70	67	77	82	296	T76	\$935.00
1986	72	75			147	Cut	\$0.00
1987	66	65	69	69	269	T6	\$19,425.00
1988	69	76			145	Cut	\$0.00
1989	72	73			145	Cut	\$0.00
1990	75	73			148	Cut	\$0.00
1991	72	79			151	Cut	\$0.00
1992	72	72			144	Cut	\$0.00
1993	70	72			142	Cut	\$0.00
1994	68	64			132	T2	\$72,000.00
1995	69	68	69	67	273	T26	\$9,425.00
1996	69	72			141	Cut	\$0.00
1997	69	64	71	70	274	T33	\$9,720.00
1998	68	71	70	69	278	T51	\$5,883.30
1999	65	73	70	72	280	T51	\$6,946.60
2000	69	69	74	66	278	T25	\$31,200.00
2001	68	71	69	67	275	T51	\$10,317.20
2002	70	68	73	74	285	T67	\$9,552.00
2003	66	71	75	70	282	T60	\$12,096.00
2004	71	69	68	72	280	T54	\$13,224.00
2005	71	70			141	Cut	\$0.00
2006	77	76			153	Cut	\$0.00
2007	71	73			144	Cut	\$0.00
					Total		\$200,724.10

# Player Year-by-Year Results

## Cain, Steve (74.33)

Year	1st	2nd	3rd	4th	Total	Finish	Money
1974	72	78			150	Cut	\$0.00
1975	74	71			145	Cut	\$0.00
1990	75	76			151	Cut	\$0.00
					Total		\$0.00

## Calcavecchia, Mark (70.38)

Year	1st	2nd	3rd	4th	Total	Finish	Money
1983	71	71	76	77	295	T1	\$792.00
1984	77	72	71	71	291	T50	\$1,196.60
1985	72	69	72	70	283	T30	\$2,906.20
1987	73	66	63	64	266	2	\$64,800.00
1988	70	66	68	69	273	T5	\$27,375.00
1989	70	67	66	68	271	T13	\$18,200.00
1990	69	69	69		207	T3	\$58,000.00
1991	78	73			151	Cut	\$0.00
1992	64	74	70		208	T55	\$2,464.00
1993	67	65	74	67	273	T8	\$34,800.00
1994	70	66			136	T20	\$12,105.00
1995	64	70	69	68	271	T16	\$19,500.00
1996	70	70	68	69	277	T51	\$3,530.00
1997	70	74			144	Cut	\$0.00
1998	71	70			141	Cut	\$0.00
1999	72	66	73	69	280	T51	\$6,946.60
2000	77	75			152	Cut	\$0.00
2002	73	71			144	Cut	\$0.00
2005	72	74			146	Cut	\$0.00
2008	72	76			148	Cut	\$0.00
2009	68	70	75	64	277	T52	\$14,933.70
2010	75	77			152	Cut	\$0.00
					Total		\$267,549.10

## Caldwell, Rex (72.11)

Year	1st	2nd	3rd	4th	Total	Finish	Money
1977	75	77			152	Cut	\$0.00
1979	70	74	77		221	DQ	\$0.00
1981	73	73	75	72	293	T44	\$990.00
1983	69	71	70	70	280	T17	\$5,800.00
1984	76	74			150	Cut	\$0.00
1985	67	71	75	73	286	T55	\$1,120.00
1986	74	70			144	Cut	\$0.00
1987	73	69	1		42	Cut	\$0.00
1989	69	67	71	72	279	T62	\$2,130.00
					Total		\$10,040.00

## Calfee, Bill (72.89)

Year	1st	2nd	3rd	4th	Total	Finish	Money
1978	73	73			146	Cut	\$0.00
1979	73	69	73	72	287	T37	\$1,410.00
1980	68	73	77	78	296	T59	\$666.00
1981	74	76			150	Cut	\$0.00
1982	75	74			149	Cut	\$0.00
1983	81	64	69	70	284	T28	\$2,660.00
					Total		\$4,736.00

## Calvin, Roger (72.67)

Year	1st	2nd	3rd	4th	Total	Finish	Money
1981	74				74	WD	\$0.00
1982	73	71			144	Cut	\$0.00
					Total		\$0.00

## Campbell, Chad (69.73)

Year	1st	2nd	3rd	4th	Total	Finish	Money
2002	69	68	71	72	280	T39	\$18,240.00
2003	69	69	69	71	278	T40	\$22,400.00
2004	73	67	69	70	279	T48	\$14,577.30
2005	70	70	72	67	279	T56	\$14,074.00
2006	72	65	65	69	271	5	\$248,000.00
2007	73	65	69	67	274	T13	\$111,300.00
2008	77	70			147	Cut	\$0.00
2009	71	69			140	Cut	\$0.00
2010	71	74			145	Cut	\$0.00
2011	69	74	71	73	287	T40	\$26,650.00
2012	68	66	73	71	278	T24	\$53,950.00

## Campbell, Chad (69.73) (Continued)

Year	1st	2nd	3rd	4th	Total	Finish	Money
2013	67	72	73		212	T73	\$12,797.00
2014	69	72	70	69	280	T48	\$17,326.60
2015	70	71			141	Cut	\$0.00
2016	66	69	66	68	269	T12	\$138,700.00
2017	68	67	68	71	274	T13	\$136,500.00
2019	65	73	72		210	T72	\$15,010.00
					Total		\$814,514.90

## Campbell, Brian (75.00)

Year	1st	2nd	3rd	4th	Total	Finish	Money
2017	78	72			150	Cut	\$0.00
					Total		\$0.00

## Campbell, Doug (74.75)

Year	1st	2nd	3rd	4th	Total	Finish	Money
1980	68	82			150	Cut	\$0.00
1982	78	71			149	Cut	\$0.00
					Total		\$0.00

## Campbell, Michael (72.50)

Year	1st	2nd	3rd	4th	Total	Finish	Money
2003	72	73			145	Cut	\$0.00
					Total		\$0.00

## Canipe, David (71.32)

Year	1st	2nd	3rd	4th	Total	Finish	Money
1977	81	73			154	Cut	\$0.00
1987	69	68	70	68	275	T35	\$2,895.00
1988	72	75			147	Cut	\$0.00
1989	69	69			138	Cut	\$0.00
1990	74	70	68		212	T20	\$10,087.50
1991	69	69	70	76	284	T53	\$2,534.40
1992	70	75			145	Cut	\$0.00
					Total		\$15,516.90

## Canizares, Alejandro (73.00)

Year	1st	2nd	3rd	4th	Total	Finish	Money
2008	69	73	74	76	292	T68	\$12,864.00
					Total		\$12,864.00

## Canonica, Emanuele (71.00)

Year	1st	2nd	3rd	4th	Total	Finish	Money
2001	71	65	72	76	284	83	\$7,830.00
					Total		\$7,830.00

## Cantlay, Patrick (71.50)

Year	1st	2nd	3rd	4th	Total	Finish	Money
2014	70	69	71	76	286	T71	\$13,731.00
					Total		\$13,731.00

## Carballo, Miguel Angel (72.67)

Year	1st	2nd	3rd	4th	Total	Finish	Money
2012	71	77			148	Cut	\$0.00
2014	68	74			142	Cut	\$0.00
2017	76	70			146	Cut	\$0.00
					Total		\$0.00

## Carmichael, Sam (75.33)

Year	1st	2nd	3rd	4th	Total	Finish	Money
1968	76	80			156	Cut	\$0.00
1970	72	76	76	72	296	T74	\$142.80
					Total		\$142.80

## Carmody, Dick (74.25)

Year	1st	2nd	3rd	4th	Total	Finish	Money
1970	77	73			150	Cut	\$0.00
1971	73	74			147	Cut	\$0.00
					Total		\$142.80

## Carnevale, Mark (70.79)

Year	1st	2nd	3rd	4th	Total	Finish	Money
1992	75	72			147	Cut	\$0.00
1993	70	72			142	Cut	\$0.00
1994	65	67			132	T2	\$72,000.00
1995	67	72	73	71	283	T78	\$2,366.00
1996	73	72			145	Cut	\$0.00
1998	69	73			142	Cut	\$0.00
					Total		\$74,366.00

## Caron, Jason (72.83)

Year	1st	2nd	3rd	4th	Total	Finish	Money
2000	80	73			153	Cut	\$0.00
2003	69	70	73	72	284	T70	\$11,144.00
					Total		\$11,144.00

## Carpenter, Alex (73.00)

Year	1st	2nd	3rd	4th	Total	Finish	Money
2014	72	74			146	Cut	\$0.00
					Total		\$0.00

## Carr, Joe (73.50)

Year	1st	2nd	3rd	4th	Total	Finish	Money
1969	75	77			152	Cut	\$0.00
1970	68	76	73	72	289	T50	\$165.20
					Total		\$165.20

## Carter, Jim (69.17)

Year	1st	2nd	3rd	4th	Total	Finish	Money
1987	68	69	71	67	275	T35	\$2,895.00
1988	75	73			148	Cut	\$0.00
1989	67	67	68	71	273	T24	\$7,914.20
1995	68	71	69	65	273	T26	\$9,425.00
1996	71	65	70	66	272	T18	\$19,560.00
1997	67	66	69	74	276	T43	\$5,940.00
1998	68	68	66	69	271	T9	\$67,500.00
1999	66	70	71	71	278	T41	\$11,100.00
2000	73	70	74	67	284	T62	\$8,480.00
2001	68	67	67	72	274	T43	\$13,702.50
2002	65	67	71	70	273	T6	\$166,800.00
2003	65	73	73	68	279	T44	\$16,184.00
2004	70	71			141	Cut	\$0.00
2005	72	68	71	69	280	T58	\$13,578.00
					Total		\$343,078.70

## Carter, Lee (75.00)

Year	1st	2nd	3rd	4th	Total	Finish	Money
1972	79	71			150	Cut	\$0.00
					Total		\$0.00

## Carter, Tom (68.75)

Year	1st	2nd	3rd	4th	Total	Finish	Money
2004	68	69	69	69	275	T21	\$58,000.00
					Total		\$58,000.00

## Casey, Paul (68.75)

Year	1st	2nd	3rd	4th	Total	Finish	Money
2014	71	63	73	68	275	T16	\$100,050.00
					Total		\$100,050.00

## Casper, Billy (70.78)

Year	1st	2nd	3rd	4th	Total	Finish	Money
1968	73	67	70	72	282	T17	\$1,450.00
1972	68	65	69	71	273	2	\$14,300.00
1973	74	70	71	70	285	T18	\$1,533.00
1974	69	74	66	71	280	T21	\$1,356.30
1977	80	74			154	Cut	\$0.00
					Total		\$18,639.30

# Player Year-by-Year Results

## Cejka, Alex (70.72)

Year	1st	2nd	3rd	4th	Total	Finish	Money
2003	70	70	75	71	286	T3	\$10,864.00
2005	71	71			142	Cut	\$0.00
2006	75	67			142	Cut	\$0.00
2007	71	71			142	Cut	\$0.00
2008	71	76			147	Cut	\$0.00
2009	69	69	67	68	273	T23	\$48,777.00
2010	72	66	68	70	276	T16	\$94,250.00
2011	74				74	WD	\$0.00
2012	65	73	76	65	279	T29	\$40,439.20
2014	67	70	77		214	T78	\$12,696.00
2016	71	69			140	Cut	\$0.00
2017	71	77			148	Cut	\$0.00
Total							\$207,026.20

## Cerda, Antonio O. (73.19)

Year	1st	2nd	3rd	4th	Total	Finish	Money
1976	73	69	72	75	289	T53	\$460.00
1977	75	75			150	Cut	\$0.00
1978	78	77			155	Cut	\$0.00
1980	72	74	73	75	294	54	\$708.00
1982	72	69	72	69	282	T31	\$1,942.50
1983	79	74			153	Cut	\$0.00
1986	76	72			148	Cut	\$0.00
1987	69	70	70	68	277	T50	\$1,447.20
1988	76	79			155	Cut	\$0.00
Total							\$4,557.70

## Cerrudo, Ron (72.21)

Year	1st	2nd	3rd	4th	Total	Finish	Money
1968	72	72	67	74	285	T24	\$752.20
1969	75	76			151	Cut	\$0.00
1971	72	69	72	70	283	T21	\$1,156.60
1972	71	70	67	72	280	16	\$2,000.00
1973	73	70	71	69	283	T8	\$3,765.00
1974	75	75			150	Cut	\$0.00
1975	73	69	73	70	285	T53	\$380.70
1976	73	69	72	75	289	T53	\$460.00
1977	74	73	74	79	300	T70	\$150.00
1978	75	74			149	Cut	\$0.00
Total							\$8,664.50

## Cesario, Greg (71.00)

Year	1st	2nd	3rd	4th	Total	Finish	Money
1993	74	68			142	Cut	\$0.00
Total							\$0.00

## Chaffee, Jon (73.75)

Year	1st	2nd	3rd	4th	Total	Finish	Money
1983	76	78			154	Cut	\$0.00
1992	66	75			141	Cut	\$0.00
Total							\$0.00

## Chain, Tom (74.50)

Year	1st	2nd	3rd	4th	Total	Finish	Money
1982	76	73			149	Cut	\$0.00
Total							\$0.00

## Chalmers, Greg (70.34)

Year	1st	2nd	3rd	4th	Total	Finish	Money
1999	71	67	72	70	280	T51	\$6,946.60
2000	71	72	72	65	280	T33	\$20,250.00
2001	67	70	70	71	278	T68	\$9,000.00
2002	67	75			142	Cut	\$0.00
2003	70	69	68	75	282	T60	\$12,096.00
2004	68	68	73	73	282	T67	\$11,716.00
2006	73	67	69	74	283	T67	\$12,586.00
2009	68	69	69	66	272	T16	\$91,185.70
2010	70	75			145	Cut	\$0.00
2011	73	70	75	70	288	T45	\$20,800.00
2012	70	71	70	72	283	T56	\$14,430.00
2013	69	73			142	Cut	\$0.00
2014	71	67	65	73	276	T22	\$64,055.00

## Chalmers, Greg (70.34)(Continued)

Year	1st	2nd	3rd	4th	Total	Finish	Money
2015	69	69	68	67	273	T46	\$18,460.00
2016	72	73			145	Cut	\$0.00
2017	68	71	74	75	288	T2	\$14,700.00
Total							\$296,225.30

## Chamblee, Brandel (70.20)

Year	1st	2nd	3rd	4th	Total	Finish	Money
1984	76	77			153	Cut	\$0.00
1988	65	70	76	73	284	T59	\$1,650.00
1991	76	77			153	Cut	\$0.00
1992	69	73			142	Cut	\$0.00
1993	70	69	70	68	277	T33	\$5,820.00
1994	68	70			138	T42	\$3,861.00
1995	67	68	66	70	271	T16	\$19,500.00
1996	73	62	70	66	271	T10	\$31,125.00
1997	68	70	68	70	276	T43	\$5,940.00
1998	77	72			149	Cut	\$0.00
1999	69	69	70	67	275	T24	\$24,300.00
2000	72	65	71	64	272	T7	\$129,000.00
2001	66	71	72	70	279	T73	\$8,595.00
2002	69	78			147	Cut	\$0.00
2003	72	70			142	Cut	\$0.00
Total							\$229,791.00

## Chancellor, Warren (79.00)

Year	1st	2nd	3rd	4th	Total	Finish	Money
1977	82	76			158	Cut	\$0.00
Total							\$0.00

## Chancey, Jim (74.10)

Year	1st	2nd	3rd	4th	Total	Finish	Money
1978	73	71	70	69	283	T26	\$1,361.10
1979	74	79			153	Cut	\$0.00
1980	74	78			152	Cut	\$0.00
1981	77	76	1		53	Cut	\$0.00
Total							\$1,361.10

## Chappell, Kevin (72.67)

Year	1st	2nd	3rd	4th	Total	Finish	Money
2011	73	73			146	Cut	\$0.00
2012	69	76			145	Cut	\$0.00
Total							\$0.00

## Charles, Bob (71.67)

Year	1st	2nd	3rd	4th	Total	Finish	Money
1968	76	71	65	69	281	T14	\$1,800.00
1969	69	70	67	73	279	4	\$4,700.00
1970	71	74	72	72	289	T50	\$165.20
1971	69	71	73	69	282	T17	\$1,687.50
1972	70	71	73	70	284	T29	\$800.00
1973	79	71			150	Cut	\$0.00
1974	67	73	66	69	275	T7	\$4,619.40
1975	72	76			148	Cut	\$0.00
1976	70	73	75	70	288	T44	\$565.50
1983	78	73			151	Cut	\$0.00
1984	77	76			153	Cut	\$0.00
Total							\$14,337.60

## Cheesman, Barry (71.63)

Year	1st	2nd	3rd	4th	Total	Finish	Money
1988	75	77			152	Cut	\$0.00
1991	76	78			154	Cut	\$0.00
1993	72	73			145	Cut	\$0.00
1998	69	72			141	Cut	\$0.00
1999	63	70	69	70	272	T9	\$81,000.00
2000	72	67	73	70	282	T49	\$9,691.40
Total							\$90,691.40

## Cherry, Don (74.83)

Year	1st	2nd	3rd	4th	Total	Finish	Money
1968	77	75			152	Cut	\$0.00
1971	76	74			150	Cut	\$0.00
1972	74	73			147	Cut	\$0.00

## Chin, John (76.50)

Year	1st	2nd	3rd	4th	Total	Finish	Money
2019	69	74			143	Cut	\$0.00
Total							\$0.00

## Choi, K.J. (70.73)

Year	1st	2nd	3rd	4th	Total	Finish	Money
2000	74	68	69	70	281	T41	\$13,620.00
2001	74	74			148	Cut	\$0.00
2002	70	70			140	Cut	\$0.00
2003	67	69	75	68	279	T44	\$16,184.00
2006	69	70	67	71	277	T26	\$43,090.00
2007	73	71			144	Cut	\$0.00
2011	71	71	74	71	287	T40	\$26,650.00
Total							\$99,544.00

## Chopra, Daniel (70.77)

Year	1st	2nd	3rd	4th	Total	Finish	Money
2004	66	68	72	74	280	T54	\$13,224.00
2005	70	66	75	71	282	68	\$12,648.00
2006	76	68			144	Cut	\$0.00
2007	73	66	72	67	278	T39	\$25,830.00
2008	74	74			148	Cut	\$0.00
2009	70	70			140	Cut	\$0.00
2010	73	71			144	Cut	\$0.00
2012	68	78			146	Cut	\$0.00
2014	70	68	75		213	T75	\$13,110.00
2019	72	67	69	70	278	T63	\$16,669.00
Total							\$81,481.00

## Christian, Gary (71.38)

Year	1st	2nd	3rd	4th	Total	Finish	Money
2012	72	72			144	Cut	\$0.00
2013	69	69	70	75	283	T63	\$14,204.00
2014	72	72			144	Cut	\$0.00
Total							14,204.00

## Christie, Michael (70.00)

Year	1st	2nd	3rd	4th	Total	Finish	Money
1997	71	69			140	Cut	\$0.00
Total							\$0.00

## Cink, Stewart (69.75)

Year	1st	2nd	3rd	4th	Total	Finish	Money
1997	68	68	74	67	277	T48	\$4,524.00
1998	70	72			142	Cut	\$0.00
2000	70	74			144	Cut	\$0.00
2005	71	67	67	71	276	T40	\$22,320.00
2010	70	68	71	68	277	T23	\$67,600.00
					Total		\$94,444.00



# Player Year-by-Year Results

## Clark, Tim (72.00)

Year	1st	2nd	3rd	4th	Total	Finish	Money
2002	70	68	76	71	285	T67	\$9,552.00
2004	72	71			143	Cut	\$0.00
2006	73	69			142	Cut	\$0.00
2014	73	74			147	Cut	\$0.00
					Total		\$9,552.00

## Clark II, Michael (71.00)

Year	1st	2nd	3rd	4th	Total	Finish	Money
2001	72	70			142	Cut	\$0.00
2002	75	67			142	Cut	\$0.00
					Total		\$0.00

## Claxton, Paul (75.25)

Year	1st	2nd	3rd	4th	Total	Finish	Money
2005	74	77			151	Cut	\$0.00
2008	76	74			150	Cut	\$0.00
					Total		\$0.00

## Claxton, Will (70.17)

Year	1st	2nd	3rd	4th	Total	Finish	Money
2012	68	75			143	Cut	\$0.00
2013	66	73	69	70	278	T27	\$46,565.00
2019	77	72			149	Cut	\$0.00
					Total		\$46,565.00

## Clearwater, Keith (70.77)

Year	1st	2nd	3rd	4th	Total	Finish	Money
1987	67	68	70	70	275	T35	\$2,895.00
1988	74	75			149	Cut	\$0.00
1989	67	69	68	77	281	T68	\$2,000.00
1990	71	70	74		215	T51	\$2,315.50
1991	74	69			143	Cut	\$0.00
1992	68	71	69		208	T55	\$2,464.00
1993	75	67			142	Cut	\$0.00
1995	72	72			144	Cut	\$0.00
					Total		\$9,674.50

## Clements, Lennie (71.90)

Year	1st	2nd	3rd	4th	Total	Finish	Money
1981	68	77	74	72	291	T28	\$1,830.00
1982	69	73	78	70	290	T73	\$668.50
1983	73	71	72	71	287	T38	\$1,560.00
1984	82				82	WD	\$0.00
1985	71	74			145	Cut	\$0.00
1988	71	73			144	Cut	\$0.00
1989	69	69			138	Cut	\$0.00
1990	72	75			147	Cut	\$0.00
1991	71	70	69	75	285	T58	\$2,398.00
1993	67	68	77	68	280	T56	\$2,712.00
1998	71	69			140	Cut	\$0.00
					Total		\$9,168.50

## Cline, Kelsey (73.50)

Year	1st	2nd	3rd	4th	Total	Finish	Money
2002	76	72			148	Cut	\$0.00
2003	72	74			146	Cut	\$0.00
					Total		\$0.00

## Coceres, Jose (71.33)

Year	1st	2nd	3rd	4th	Total	Finish	Money
2001	71	68	70	66	275	T51	\$10,317.20
2002	71	74			145	Cut	\$0.00
2008	72	74			146	Cut	\$0.00
2009	76				76	WD	\$0.00
					Total		\$10,317.20

## Cochran, Bobby (75.00)

Year	1st	2nd	3rd	4th	Total	Finish	Money
2000	77	73			150	Cut	\$0.00
					Total		\$0.00

## Cochran, Case (74.00)

Year	1st	2nd	3rd	4th	Total	Finish	Money
2014	78	70			148	Cut	\$0.00
					Total		\$0.00

## Cochran, Russ (70.12)

Year	1st	2nd	3rd	4th	Total	Finish	Money
1983	74	74			148	Cut	\$0.00
1984	72	74	74	72	292	T56	\$1,120.00
1985	71	67	71	69	278	T8	\$14,000.00
1986	70	71	68	71	280	T41	\$2,280.00
1987	71	67	69	71	278	T55	\$1,350.00
1988	70	74			144	Cut	\$0.00
1989	67	67	71	66	271	T13	\$18,200.00
1991	69	72	71	74	286	T65	\$2,277.00
1992	67	70	72		209	T62	\$2,321.00
1993	70	70	68	68	276	T26	\$8,520.00
1994	70	70			140	T65	\$2,304.00
1996	71	74			145	Cut	\$0.00
1997	71	68			139	Cut	\$0.00
1998	68	67	70	70	275	T25	\$17,512.50
1999	68	70	69	74	281	T60	\$6,510.00
2001	65	70	70	67	272	T28	\$28,050.00
2002	70	76			146	Cut	\$0.00
2004	70	68	68	71	277	T34	\$28,668.50
					Total		\$133,113.00

## Colbert, Jim (71.83)

Year	1st	2nd	3rd	4th	Total	Finish	Money
1968	78	72			150	Cut	\$0.00
1969	72	76			148	DQ	\$0.00
1970	76	73	71	74	294	72	\$142.80
1971	79	66	69	67	281	T10	\$2,482.10
1972	73	69	76		218	WD	\$0.00
1973	72	72	70	73	287	T32	\$830.00
1974	73	66	72	69	280	T21	\$1,356.30
1976	74	73			147	Cut	\$0.00
1978	74	70	74	76	294	69	\$310.00
1982	68	72	66	70	276	T10	\$7,758.30
1983	71	70	70	72	283	T26	\$3,140.00
1984	73	73	71	70	287	T28	\$3,253.70
1985	72	68	71	72	283	T30	\$2,906.20
1986	79	69			148	Cut	\$0.00
					Total		\$22,179.40

## Cole, Bobby (72.20)

Year	1st	2nd	3rd	4th	Total	Finish	Money
1968	78	72			150	Cut	\$0.00
1969	70	74	71	77	292	T49	\$180.00
1971	71	71	71	72	285	T33	\$645.60
1973	79	68			147	Cut	\$0.00
1975	71	71	71	69	282	T41	\$594.50
1976	73	67	75	72	287	T41	\$780.00
1977	75	75			150	Cut	\$0.00
1978	73	70	74	70	287	T55	\$430.00
1979	72	73	79	71	295	64	\$636.00
1980	71	70	75	70	286	T26	\$2,220.00
1981	73	75			148	Cut	\$0.00
1987	68	67	74	70	279	T61	\$1,296.00
					Total		\$6,782.10

## Cole, Clayton (75.20)

Year	1st	2nd	3rd	4th	Total	Finish	Money
1975	73	73			146	Cut	\$0.00
1976	76	74			150	Cut	\$0.00
1977	76	76			152	Cut	\$0.00
1979	77	76			153	Cut	\$0.00
1980	75	76			151	Cut	\$0.00
					Total		\$0.00

## Coles, Gavin (71.33)

Year	1st	2nd	3rd	4th	Total	Finish	Money
2003	74	74			148	Cut	\$0.00
2005	66	71	69	77	283	69	\$12,524.00
2007	70	69	71	69	279	T44	\$18,594.00

2012	71	69	71	76	287	T69	\$13,000.00
					Total		\$44,118.00

## Collins, Cary (78.00)

Year	1st	2nd	3rd	4th	Total	Finish	Money
1989	72	84			156	Cut	\$0.00
					Total		\$0.00

## Collins, Chad (70.70)

Year	1st	2nd	3rd	4th	Total	Finish	Money
2008	73	67	74	74	288	T57	\$14,272.00
2010	73	68			141	Cut	\$0.00
2011	67	69	75	71	282	T14	\$107,250.00
2014	71	73			144	Cut	\$0.00
2015	70	67	67	70	274	T55	\$16,046.00
2016	75	67			142	Cut	\$0.00
2017	71	73			144	Cut	\$0.00
2019	68	72	71		211	T79	\$14,141.00
					Total		\$151,709.00

## Collins, Ross (74.64)

Year	1st	2nd	3rd	4th	Total	Finish	Money
1968	77	70	72	74	293	T60	\$0.00
1969	76	78			154	Cut	\$0.00
1970	74	76			150	Cut	\$0.00
1971	78	81			159	Cut	\$0.00
1972	72	72	72	73	289	T59	\$156.20
					Total		\$156.20

## Collins, Tim (74.75)

Year	1st	2nd	3rd	4th	Total	Finish	Money
1973	74	73			147	Cut	\$0.00
1974	77	75			152	Cut	\$0.00
					Total		\$0.00

## Collins, Wil (71.50)

Year	1st	2nd	3rd	4th	Total	Finish	Money
2009	73	71			144	Cut	\$0.00
2010	73	69			142	Cut	\$0.00
					Total		\$0.00

## Commans, Ron (72.75)

Year	1st	2nd	3rd	4th	Total	Finish	Money
1982	73	73			146	Cut	\$0.00
1985	73	72			145	Cut	\$0.00
					Total		\$0.00

## Compton, Erik (69.88)

Year	1st	2nd	3rd	4th	Total	Finish	Money
2012	70	71	71	68	280	T36	\$30,615.00
2013	72	63	72	72	279	T33	\$32,495.00
2014	75	71			146	Cut	\$0.00
2014	75	71			146	Cut	\$0.00
2015	68	67	67	71	273	T46	\$18,460.00
2016	67	73			140	Cut	\$0.00
					Total		\$81,570.00

## Comstock, Terry (79.50)

Year	1st	2nd	3rd	4th	Total	Finish	Money
1968	82	77			159	Cut	\$0.00
					Total		\$0.00

## Connell, Michael (72.33)

Year	1st	2nd	3rd	4th	Total	Finish	Money
2001	69	71			140	Cut	\$0.00
2002	66	73	76	76	291	T76	\$8,976.00



# Player Year-by-Year Results

## Conner, Frank (72.12)

Year	1st	2nd	3rd	4th	Total	Finish	Money
1975	72	66	70	76	284	T51	\$424.50
1976	73	75			148	Cut	\$0.00
1977	73	69	70	71	283	T11	\$4,200.00
1978	77	77			154	Cut	\$0.00
1979	72				72	DQ	\$0.00
1980	72	72	71	69	284	T18	\$4,050.00
1981	72	69	73	76	290	T24	\$2,557.50
1982	69	70	72	75	286	T57	\$787.50
1983	78				78	WD	\$0.00
1984	73	69	75	72	289	T39	\$2,050.00
1985	75	74			149	Cut	\$0.00
1986	71	74			145	Cut	\$0.00
1987	70	69	67	73	279	T61	\$1,296.00
1988	70	77			147	Cut	\$0.00
1992	70	71			141	Cut	\$0.00
Total							\$15,365.50

## Connors, Corey (69.25)

Year	1st	2nd	3rd	4th	Total	Finish	Money
2018	69	69	73	66	277	T53	\$17,659.00
Total							\$17,659.00

## Constable, Donald (72.50)

Year	1st	2nd	3rd	4th	Total	Finish	Money
2013	74	71			145	Cut	\$0.00
Total							\$0.00

## Coody, Charles (71.56)

Year	1st	2nd	3rd	4th	Total	Finish	Money
1968	76	72			148	Cut	\$0.00
1969	71	71	72	72	286	T17	\$1,350.00
1970	75	78			153	Cut	\$0.00
1971	69	66	72	71	278	4	\$5,850.00
1972	68	68	71	68	275	T3	\$6,608.30
1973	70	72	73	77	292	T58	\$292.40
1974	70	69	68	66	273	T2	\$10,252.80
1975	68	69	70	71	278	T21	\$1,580.10
1976	78	70			148	Cut	\$0.00
1977	72	70	72	70	284	T14	\$3,400.00
1978	77	73			150	Cut	\$0.00
1979	72	72	69	72	285	T24	\$2,321.20
1980	72				72	WD	\$0.00
1981	74	71	72	77	294	T47	\$761.20
1982	74	71			145	Cut	\$0.00
1983	70	76			146	Cut	\$0.00
1984	72	76	69	69	286	T22	\$4,641.60
1985	72	71			143	Cut	\$0.00
1986	71	74			145	Cut	\$0.00
1987	71	70			141	Cut	\$0.00
Total							\$37,057.60

## Cook, Austin (71.50)

Year	1st	2nd	3rd	4th	Total	Finish	Money
2015	74	65			139	Cut	\$0.00
2019	75	72			147	Cut	\$0.00
Total							\$0.00

## Cook, Jeff (69.00)

Year	1st	2nd	3rd	4th	Total	Finish	Money
1993	74	66	71	65	276	T26	\$8,520.00
Total							\$8,520.00

## Cook, John (69.85)

Year	1st	2nd	3rd	4th	Total	Finish	Money
1982	78	70			148	Cut	\$0.00
1983	73	70	72	70	285	T34	\$2,160.00
1984	77	73			150	Cut	\$0.00
1985	66	70	73	70	279	T12	\$10,500.00
1986	69	69	70	68	276	T12	\$11,057.10
1987	73	68			141	Cut	\$0.00
1988	70	64	69	70	273	T5	\$27,375.00
1990	77	72			149	Cut	\$0.00
1993	67	68	67	72	274	T11	\$22,400.00
1994	71	72			143	Cut	\$0.00
1995	71	66	70	67	274	T32	\$6,745.50
1996	65	70	70	70	275	T36	\$7,218.70
1997	68	68	66	67	269	T12	\$33,171.40
1998	66	68	66	65	265	1	\$450,000.00

## Cook, John (69.85) CONTINUED

Year	1st	2nd	3rd	4th	Total	Finish	Money
1999	69	77			146	Cut	\$0.00
2000	76	69			145	Cut	\$0.00
2001	69	70	67	68	274	T43	\$13,702.50
2002	70	70			140	Cut	\$0.00
2004	67	73	75	67	282	T67	\$11,716.00
2005	69	69	69	69	276	T40	\$22,320.00
2006	73	69			142	Cut	\$0.00
2007	71	73			144	Cut	\$0.00
Total							\$618,366.20

## Cook, John H. (74.00)

Year	1st	2nd	3rd	4th	Total	Finish	Money
1968	78	73			151	Cut	\$0.00
1972	72	73			145	Cut	\$0.00
Total							\$0.00

## Cooper, Carl (73.14)

Year	1st	2nd	3rd	4th	Total	Finish	Money
1990	77	76			153	Cut	\$0.00
1991	79	70			149	Cut	\$0.00
1992	70	69	71		210	T68	\$2,222.00
Total							\$2,222.00

## Coston, Jeff (75.00)

Year	1st	2nd	3rd	4th	Total	Finish	Money
1985	72	76			148	Cut	\$0.00
1988	77	75			152	Cut	\$0.00
Total							\$0.00

## Cotner, Kawika (71.50)

Year	1st	2nd	3rd	4th	Total	Finish	Money
1995	69	69	73	71	282	T74	\$2,457.00
1996	72	70			142	Cut	\$0.00
1998	73	75			148	Cut	\$0.00
Total							\$2,457.00

## Couch, Chris (71.44)

Year	1st	2nd	3rd	4th	Total	Finish	Money
1999	75	73			148	Cut	\$0.00
2004	74	70			144	Cut	\$0.00
2006	71	72			143	Cut	\$0.00
2007	72	72			144	Cut	\$0.00
2010	71	72			143	Cut	\$0.00
2012	68	70	75	69	282	T49	\$15,748.50
Total							\$15,748.50

## Coughlan, Richie (71.25)

Year	1st	2nd	3rd	4th	Total	Finish	Money
1998	70	68	74	73	285	T74	\$4,750.00
Total							\$4,750.00

## Couples, Fred (69.65)

Year	1st	2nd	3rd	4th	Total	Finish	Money
1981	70	76	69	71	286	T9	\$8,400.00
1982	73	71			144	Cut	\$0.00
1983	75	75			150	Cut	\$0.00
1986	77	73			150	Cut	\$0.00
1987	65	67	64	70	266	1	\$108,000.00
1988	70	71	65	69	275	T10	\$18,750.00
1990	76	67	71		214	T40	\$3,332.70
1991	70	70	70	71	281	T33	\$6,077.50
1992	72	73			145	Cut	\$0.00
1993	71	63	70	68	272	T5	\$43,800.00
1996	70	71			141	Cut	\$0.00
1998	66	67	63	72	268	T2	\$186,666.60
1999	69	69	67	75	280	T51	\$6,946.60
2001	71	63	66	69	269	T11	\$78,954.50
2006	72	70			142	Cut	\$0.00
2009	69	66	67	67	269	T8	\$182,000.00
Total							\$642,927.90

## Courtney, Charles (71.75)

Year	1st	2nd	3rd	4th	Total	Finish	Money
1968	73	72	71	69	285	T24	\$752.20
1969	72	79			151	Cut	\$0.00
1970	73	77			150	Cut	\$0.00
1971	70	69	72	72	283	T21	\$1,156.60
1972	71	70	73	71	285	T35	\$635.10
1973	71	71	72	68	282	T6	\$5,100.00
1974	74	70	71	71	286	T52	\$338.00
Total							\$7,981.90

## Coward, Mark (76.50)

Year	1st	2nd	3rd	4th	Total	Finish	Money
1983	82	71			153	Cut	\$0.00
Total							\$0.00

## Cox, Kris (70.50)

Year	1st	2nd	3rd	4th	Total	Finish	Money
2004	74	71			145	Cut	\$0.00
2006	71	71			142	Cut	\$0.00
2007	70	71	69	67	277	T29	\$36,729.00
Total							\$36,729.00

## Cramer, Rick (73.50)

Year	1st	2nd	3rd	4th	Total	Finish	Money
1986	73	74			147	Cut	\$0.00
Total							\$0.00

## Crampton, Bruce (69.81)

Year	1st	2nd	3rd	4th	Total	Finish	Money
1968	73	68	70	69	280	T11	\$2,200.00
1969	69	70	70	69	278	T2	\$9,250.00
1970	76	73	68	71	288	T41	\$366.60
1971	72	69	73	69	283	T21	\$1,156.60
1972	67	70	69	69	275	T3	\$6,608.30
1973	71	70	69	70	280	4	\$7,050.00
1974	67	69	68	72	276	T9	\$3,755.60
1975	66	70	67	71	274	T6	\$5,950.00
Total							\$36,337.10

## Crane, Ben (69.67)

Year	1st	2nd	3rd	4th	Total	Finish	Money
2002	68	67	68	65	268	2	\$518,400.00
2004	67	76			143	Cut	\$0.00
2005	70	66	68	73	277	T48	\$15,582.60
2006	71	67	69	70	277	T26	\$43,090.00
2007	70	68	73	65	276	T25	\$50,242.50
2008	71	73			144	Cut	\$0.00
2009	71	68	71	66	276	T45	\$18,218.50
2010	70	64	74	66	274	T7	\$189,150.00
2011	71	71	74	76	292	T63	\$13,780.00
2013	67	69	73	73	282	T57	\$14,807.00
2014	68	70	73	67	278	T37	\$30,403.10
2015	70	70			140	Cut	\$0.00
2016	65	63	72	71	271	T24	\$54,020.00
2017	77	70			147	Cut	\$0.00
2018	68	68	72	69	277	T53	\$17,659.00
2019	68	72	70		210	T72	\$15,010.00
					Total		\$980,362.54

# Player Year-by-Year Results

## Crawford, Richard (71.72)

Year	1st	2nd	3rd	4th	Total	Finish	Money
1969	72	73	71	70	286	T17	\$1,350.00
1970	74	76			150	Cut	\$0.00
1971	72	69			141	DQ	\$0.00
1973	76	71			147	Cut	\$0.00
1974	72	73			145	Cut	\$0.00
1975	71	67	70	68	276	T13	\$3,062.50
1976	72	74			146	Cut	\$0.00
					Total		\$4,412.50

## Creagh, Buster (80.50)

Year	1st	2nd	3rd	4th	Total	Finish	Money
1974	78	83			161	Cut	\$0.00
					Total		\$0.00

## Crenshaw, Ben (70.13)

Year	1st	2nd	3rd	4th	Total	Finish	Money
1974	69	72	69	68	278	T12	\$2,904.30
1975	67	70	70	75	282	T41	\$594.50
1976	70	71	69	69	279	5	\$8,200.00
1977	69	70	68	71	278	2	\$22,800.00
1978	72	72	73	74	291	T63	\$360.00
1979	71	74	71	72	288	T40	\$1,170.00
1980	78	71			149	Cut	\$0.00
1981	75	68	72	69	284	5	\$12,000.00
1982	71	76			147	Cut	\$0.00
1983	71	69	67	66	273	1	\$72,000.00
1984	73	72	70	66	281	T6	\$16,750.00
1985	68	72			140	DQ	\$0.00
1986	71	72	70	69	282	T55	\$1,350.00
1987	66	65	67	71	269	T6	\$19,425.00
1988	66	65	70	71	272	T3	\$43,500.00
1989	70	76			146	Cut	\$0.00
1990	71	68	73		212	T20	\$10,087.50
1991	73	75			148	Cut	\$0.00
1992	65	68	66		199	T2	\$82,133.30
1993	70	69	73	65	277	T33	\$5,820.00
1994	66	68			134	T8	\$31,200.00
1995	70	67	71	68	276	T48	\$3,231.40
1996	72	71			143	Cut	\$0.00
1997	66	67	72	72	277	T48	\$4,524.00
1998	70	69	70	68	277	T43	\$7,612.50
2000	73	70	71	74	288	T77	\$7,400.00
2001	71	71			142	Cut	\$0.00
					Total		\$353,062.50

## Cromwell, Richard (72.00)

Year	1st	2nd	3rd	4th	Total	Finish	Money
1988	73	71			144	Cut	\$0.00
					Total		\$0.00

## Cudd, Jay (72.20)

Year	1st	2nd	3rd	4th	Total	Finish	Money
1982	70	71	70	69	280	T23	\$3,027.50
1983	76	70			146	Cut	\$0.00
1984	75	72	75	74	296	72	\$980.00
					Total		\$4,007.50

## Cunning, Michael (75.50)

Year	1st	2nd	3rd	4th	Total	Finish	Money
1984	79	79			158	Cut	\$0.00
1992	73	71			144	Cut	\$0.00
					Total		\$0.00

## Cupit, Jacky (73.57)

Year	1st	2nd	3rd	4th	Total	Finish	Money
1968	75	76			151	Cut	\$0.00
1969	73	69	73	72	287	T21	\$925.00
1970	72	74	74	72	292	T61	\$142.80
1971	74	74			148	Cut	\$0.00
1973	76	76			152	Cut	\$0.00
					Total		\$1,067.80

## Curl, Rod (72.30)

Year	1st	2nd	3rd	4th	Total	Finish	Money
1970	77	75			152	Cut	\$0.00
1972	75	71			146	Cut	\$0.00
1973	71	68	71	75	285	T18	\$1,533.00
1974	73	71	67	68	279	T15	\$2,178.20
1975	68	73	70	71	282	T41	\$594.50
1976	74	78			152	Cut	\$0.00
1977	72	69	78	69	288	T35	\$944.20
1978	72	78			150	Cut	\$0.00
1979	70	69	73	72	284	T19	\$3,636.00
1980	71	72	70	73	286	T26	\$2,220.00
1981	73	72	75	79	299	T65	\$621.00
1982	73	71			144	Cut	\$0.00
1983	73	78			151	Cut	\$0.00
1986	74	69	67	73	283	T63	\$1,284.00
					Total		\$13,010.90

## Curran, Jon (67.13)

Year	1st	2nd	3rd	4th	Total	Finish	Money
2015	67	63	67	68	265	T6	\$246,725.00
2016	66	69	68	69	272	T34	\$36,082.86
					Total		\$282,807.86

## Curtis, Ben (70.63)

Year	1st	2nd	3rd	4th	Total	Finish	Money
2003	66	71	74	68	279	T44	\$16,184.00
2013	68	76			144	Cut	\$0.00
2014	73	70			143	Cut	\$0.00
2015	72	63	70	72	277	T66	\$14,626.00
					Total		\$30,810.00

## Cutshall, Jon (76.00)

Year	1st	2nd	3rd	4th	Total	Finish	Money
1977	75	77			152	Cut	\$0.00
					Total		\$0.00

## Dahmen, Joel (68.125)

Year	1st	2nd	3rd	4th	Total	Finish	Money
2017	68	70	68	67	273	T9	\$195,000.00
2018	67	68	68	69	272	T16	\$115,500.00
					Total		\$310,500.00

## Dalpos, Rick (72.06)

Year	1st	2nd	3rd	4th	Total	Finish	Money
1983	78	74			152	Cut	\$0.00
1984	76	76			152	Cut	\$0.00
1986	74	69	70	74	287	T75	\$1,134.00
1987	69	68	65	70	272	T15	\$9,900.00
1989	70	69			139	Cut	\$0.00
1993	75	76			151	Cut	\$0.00
					Total		\$11,034.00

## Daly, John (71.37)

Year	1st	2nd	3rd	4th	Total	Finish	Money
1989	71	67			138	Cut	\$0.00
1991	72	69	73	81	295	81	\$1,958.00
1992	71	68	66		205	T29	\$6,413.00
1995	68	65	73	69	275	T41	\$4,550.00
1996	71	72			143	Cut	\$0.00
1998	67	71	70	79	287	T77	\$4,625.00
1999	66	71	73	73	283	T67	\$6,090.00
2000	77	76			153	Cut	\$0.00
2001	71	71			142	Cut	\$0.00
2003	72	71			143	Cut	\$0.00
2004	68	71	71	66	276	T27	\$39,440.00
2005	64	73	71	69	277	T48	\$15,582.60
2008	75	74			149	Cut	\$0.00
2013	71	66	70	77	284	T66	\$13,869.00
2014	73	80			153	Cut	\$0.00
					Total		\$92,527.60

## Damron, Bob (77.50)

Year	1st	2nd	3rd	4th	Total	Finish	Money
1971	78	77			155	Cut	\$0.00
					Total		\$0.00

## Damron, Robert (69.62)

Year	1st	2nd	3rd	4th	Total	Finish	Money
1997	71	71			142	Cut	\$0.00
1998	68	65	72	71	276	T35	\$11,546.80
1999	66	69	72	74	281	T60	\$6,510.00
2000	75	67	67	71	280	T33	\$20,250.00
2001	66	64	67	66	263	1	\$810,000.00
2002	72	68			140	Cut	\$0.00
2003	69	66	74	72	281	T56	\$12,600.00
2004	67	69	68	66	270	T2	\$510,400.00
2005	73	69			142	Cut	\$0.00
2006	70	78			148	Cut	\$0.00
2007	74	70			144	Cut	\$0.00
					Total		\$1,371,306.80

## Davis, Brian (70.58)

Year	1st	2nd	3rd	4th	Total	Finish	Money
2006	70	68	70	65	273	T8	\$167,400.00
2007	73	72			145	Cut	\$0.00
2008	75	75			150	Cut	\$0.00
2009	68	65	66	64	263	2	\$702,000.00
2010	74	72			146	Cut	\$0.00
2011	72	76			148	Cut	\$0.00
2012	73	65	73	72	283	T56	\$14,430.00
2013	69	72			141	Cut	\$0.00
2014	70	71	70	71	282	T59	\$15,180.00
2015	74				74	WD	\$0.00
2018	69	68	73	73	283	73	\$14,938.00
					Total		\$913,948.00

## Davis, Cameron (68.50)

Year	1st	2nd	3rd	4th	Total	Finish	Money
2019	67	69	70	68	274	T35	\$36,488.12
					Total		\$36,488.12

## Davis, Dave (71.50)

Year	1st	2nd	3rd	4th	Total	Finish	Money
1985	70	73			143	Cut	\$0.00
					Total		\$0.00

## Davis, Sonny (80.00)

Year	1st	2nd	3rd	4th	Total	Finish	Money
1976	83	77			160	Cut	\$0.00
					Total		\$0.00

## Dawson, Marco (71.07)

Year	1st	2nd	3rd	4th	Total	Finish	Money
1991	71	75			146	Cut	\$0.00
1992	70	63	67		200	T5	\$40,150.00
1993	70	70	69	74	283	T67	\$2,460.00
1995	71	72			143	Cut	\$0.00
1997	67	70	68	77	282	69	\$3,636.00
2003	66	75			141	Cut	\$0.00
2005	69	73			142	Cut	\$0.00
2006	73	71			144	Cut	\$0.00
2007	70	69	77	74	290	T72	\$12,411.00
2012	75	70			145	Cut	\$0.00
					Total		\$58,657.00

## Day, Glen (

# Player Year-by-Year Results

## Day, Jason (68.50)

Year	1st	2nd	3rd	4th	Total	Finish	Money
2010	66	65	67	72	270	1	\$1,170,000.00
2011	72	71	69	67	279	5	\$260,000.00
2012	68	68	67	72	275	T9	\$156,000.00
2013	72	68	66	72	278	T27	\$46,565.00
2017	68	69	63	68	268	2	\$810,000.00
Total							\$2,442,565.00

## Day, Jimmy (74.50)

Year	1st	2nd	3rd	4th	Total	Finish	Money
1969	76	73			149	Cut	\$0.00
Total							\$0.00

## de Jonge, Brendon (69.40)

Year	1st	2nd	3rd	4th	Total	Finish	Money
2007	70	69	69	72	280	T51	\$15,025.50
2009	73	68			141	Cut	\$0.00
2010	73	71			144	Cut	\$0.00
2014	73	68	67	69	277	T29	\$43,944.30
2015	70	66	63	70	269	T22	\$62,302.50
Total							\$121,272.30

## De Vincenzo, Roberto (71.50)

Year	1st	2nd	3rd	4th	Total	Finish	Money
1968	75	71	72	68	286	T35	\$550.00
Total							\$550.00

## Deane, Stuart (73.67)

Year	1st	2nd	3rd	4th	Total	Finish	Money
2008	70	69	72	76	287	T50	\$15,213.70
2012	82	75			157	Cut	\$0.00
2014	72	74			146	Cut	\$0.00
2017	70	77			147	Cut	\$0.00
2019	73	74				Cut	\$0.00
Total							\$15,213.70

## Debaufre, Tim (75.50)

Year	1st	2nd	3rd	4th	Total	Finish	Money
1969	77	74			151	Cut	\$0.00
Total							\$0.00

## Debusk, Andrew (70.00)

Year	1st	2nd	3rd	4th	Total	Finish	Money
1989	66	74			140	Cut	\$0.00
Total							\$0.00

## DeChambeau, Bryson (70.50)

Year	1st	2nd	3rd	4th	Total	Finish	Money
2016	66	73			139	Cut	\$0.00
2017	72	71			143	Cut	\$0.00
Total							\$0.00

## Deforest, John (75.50)

Year	1st	2nd	3rd	4th	Total	Finish	Money
1985	74	77			151	Cut	\$0.00
Total							\$0.00

## Delaet, Graham (69.18)

Year	1st	2nd	3rd	4th	Total	Finish	Money
2010	71	70			141	Cut	\$0.00
2012	71	68	69	73	281	T41	\$22,132.50
2013	67	67	70	70	274	T10	\$174,200.00
2014	68	66	68	70	272	T7	\$207,862.50
2015	69	66	67	67	269	T22	\$62,302.50
2016	74	65			139	Cut	\$0.00
2017	73	73			146	Cut	\$0.00
Total							\$466,497.50

## Delahoussaye, Brent (71.25)

Year	1st	2nd	3rd	4th	Total	Finish	Money
2010	69	71	74	71	285	T53	\$15,080.00
Total							\$15,080.00

## Delong, David (74.50)

Year	1st	2nd	3rd	4th	Total	Finish	Money
1993	79	70			149	Cut	\$0.00
Total							\$0.00

## Delsing, Jay (70.83)

Year	1st	2nd	3rd	4th	Total	Finish	Money
1985	75	74			149	Cut	\$0.00
1986	74	73			147	Cut	\$0.00
1987	69	75			144	Cut	\$0.00
1988	76	69			145	Cut	\$0.00
1989	69	71			140	Cut	\$0.00
1990	75	67	71	213	T28	\$5,850.00	
1991	70	66	68	75	279	T23	\$9,271.40
1992	67	74			141	Cut	\$0.00
1993	71	70	70	67	278	T43	\$3,744.00
1996	71	68	70	65	274	T29	\$9,332.10
1997	73	69			142	Cut	\$0.00
2000	75	71			146	Cut	\$0.00
2004	69	68	69	75	281	T59	\$12,470.00
Total							\$40,667.50

## Deming, Rolf (72.14)

Year	1st	2nd	3rd	4th	Total	Finish	Money
1969	74	72	70	73	289	T31	\$612.50
1970	72	74	72	69	287	T35	\$530.00
1971	78	68	70	70	286	T42	\$431.00
1972	74	74			148	Cut	\$0.00
Total							\$1,573.50

## Demos, Nick (79.50)

Year	1st	2nd	3rd	4th	Total	Finish	Money
1974	79	80			159	Cut	\$0.00
Total							\$0.00

## Demsey, Todd (72.33)

Year	1st	2nd	3rd	4th	Total	Finish	Money
2008	71	75			146	Cut	\$0.00
2012	67	77			144	Cut	\$0.00
2012	67	77			144	Cut	\$0.00
Total							\$0.00

## Dennis, Clark (71.67)

Year	1st	2nd	3rd	4th	Total	Finish	Money
1990	74	73			147	Cut	\$0.00
1991	72	73			145	Cut	\$0.00
1994	74	74			148	Cut	\$0.00
1995	72	71			143	Cut	\$0.00
1998	67	72	63	69	271	T9	\$67,500.00
1999	71	69			140	Cut	\$0.00
2005	73	71			144	Cut	\$0.00
2006	76	76			152	Cut	\$0.00
Total							\$67,500.00

## Dennis, Gary (75.75)

Year	1st	2nd	3rd	4th	Total	Finish	Money
1990	78	76			154	Cut	\$0.00
1994	73	76			149	Cut	\$0.00
Total							\$0.00

## Dent, Jim (72.62)

Year	1st	2nd	3rd	4th	Total	Finish	Money
1971	78	71			149	Cut	\$0.00
1972	73	72			145	Cut	\$0.00
1973	72	74	70	77	293	T65	\$243.80
1974	71	73	67	73	284	T39	\$645.90
1975	68	71	70	69	278	T21	\$1,580.10
1976	71	71	70	74	286	T34	\$988.50
1977	71	72	70	69	282	T9	\$5,200.00
1978	65	71	71	71	278	T8	\$5,650.00
1979	70	74	76	70	290	T49	\$768.00
1980	76	77			153	Cut	\$0.00
1981	77	71			148	Cut	\$0.00
1982	71	69	74	70	284	T49	\$873.20
1983	79	75			154	Cut	\$0.00
1984	73	76	75	75	299	T75	\$945.00
1985	75	80			155	Cut	\$0.00
1986	79	74			153	Cut	\$0.00
Total							\$16,894.50

## Deserrano, Scott (71.50)

Year	1st	2nd	3rd	4th	Total	Finish	Money
1995	71	72			143	Cut	\$0.00
Total							\$0.00

## Devlin, Bruce (71.48)

Year	1st	2nd	3rd	4th	Total	Finish	Money
1968	74	71	70	69	284	T23	\$1,000.00
1969	71	66	70	70	277	1	\$20,000.00
1970	72	66	73	72	283	T17	\$1,300.00
1971	78	71			149	Cut	\$0.00
1972	67	70	72	72	281	T17	\$1,687.50
1973	68	74	76	74	292	T58	\$292.40
1974	67	71	71	70	279	T15	\$2,178.20
1976	73	72	79	69	293	61	\$390.00
1977	70	72	73	73	288	T35	\$944.20
1978	70	73	71	72	286	T51	\$475.00
1979	66	71	72	76	285	T24	\$2,321.20
1981	72	71	72	71	286	T9	\$8,400.00
1982	76	72			148	Cut	\$0.00
1983	72	70	71	72	285	T34	\$2,160.00
Total							\$41,148.50

## Diamond, Bob (75.50)

Year	1st	2nd	3rd	4th	Total	Finish	Money
1994	77	74			151	Cut	\$0.00
Total							\$0.00

## Diaz, Roberto (69.25)

Year	1st	2nd	3rd	4th	Total	Finish	Money
2018	70	68	70	71	279	T66	\$15,862.00
2019	66	67	69	73	275	T43	\$23,083.80
Total							\$38,945.80

## Dickerson, Bubba (70.00)

Year	1st	2nd	3rd	4th	Total	Finish	Money
2006	67	72	68	73	280	T48	\$15,141.70
Total							\$15,141.70

## Dickinson, Gardner (71.33)

Year	1st	2nd	3rd	4th	Total	Finish	Money
1968	70	71	69	70	280	T11	\$2,200.00
1972	74	72			146	Cut	\$0.00
1973	70	72	71	71	284	T13	\$2,550.00
1975	76	70			146	Cut	\$0.00
Total							\$4,750.00

## Dickson, Bob (71.80)



# Player Year-by-Year Results

## Dill, Terry (72.33)

Year	1st	2nd	3rd	4th	Total	Finish	Money
1968	72	74	73	73	292	T58	\$0.00
1969	74	68	75	72	289	T31	\$612.50
1970	74	81			155	Cut	\$0.00
1971	71	69	70	72	282	T17	\$1,687.50
1976	72	72	71	69	284	T22	\$1,740.00
Total							\$4,040.00

## Dillard, Andy (71.90)

Year	1st	2nd	3rd	4th	Total	Finish	Money
1986	76	70			146	Cut	\$0.00
1987	71	68	66	74	279	T61	\$1,296.00
1988	70	77			147	Cut	\$0.00
1990	70	77			147	Cut	\$0.00
Total							\$1,296.00

## Dillingham, Dick (80.00)

Year	1st	2nd	3rd	4th	Total	Finish	Money
1969	81	79			160	Cut	\$0.00
Total							\$0.00

## Dimarco, Chris (70.10)

Year	1st	2nd	3rd	4th	Total	Finish	Money
1994	67	71			138	T42	\$3,861.00
1995	65	69	76	70	280	T67	\$2,626.00
1998	67	71	68	70	276	T35	\$11,546.80
1999	64	69	68	68	269	T3	\$144,000.00
2000	73	70	72	67	282	T49	\$9,691.40
2001	71	67	67	68	273	T37	\$19,800.00
2002	69	68	70	71	278	T27	\$31,950.00
2003	70	65	73	68	276	T30	\$34,020.00
2004	69	70	65	70	274	T14	\$92,800.00
2006	74	67	69	71	281	T57	\$13,826.00
2008	71	73			144	Cut	\$0.00
2009	67	69	72	68	276	T45	\$18,218.50
2010	72	73			145	Cut	\$0.00
2011	70	67	75	74	286	T32	\$35,192.80
2012	73	76			149	Cut	\$0.00
2013	72	73			145	Cut	\$0.00
Total							\$417,532.50

## Doan, Cameron (73.67)

Year	1st	2nd	3rd	4th	Total	Finish	Money
2002	75	69			144	Cut	\$0.00
2004	71	75			146	Cut	\$0.00
2007	74	78			152	Cut	\$0.00
Total							\$0.00

## Dodds, Trevor (70.25)

Year	1st	2nd	3rd	4th	Total	Finish	Money
1986	68	72	69	69	278	T26	\$4,580.00
1987	69	71			140	Cut	\$0.00
1989	69	73			142	Cut	\$0.00
1991	72	72			144	Cut	\$0.00
1993	69	67	64	78	278	T43	\$3,744.00
1994	70	69			139	T50	\$2,732.80
1998	68	71	65	73	277	T43	\$7,612.50
1999	72	71			143	Cut	\$0.00
2000	71	74			145	Cut	\$0.00
Total							\$18,669.30

## Donald, Luke (68.89)

Year	1st	2nd	3rd	4th	Total	Finish	Money
2002	69	73			142	Cut	\$0.00
2003	69	65	67	73	274	T19	\$60,900.00
2004	68	71	64	71	274	T14	\$92,800.00
2005	68	69	67	69	273	T18	\$70,266.60
2006	69	66	69	68	272	T6	\$215,450.00
2007	67	66	67	68	268	2	\$680,400.00
2008	72	68	68	73	281	T19	\$69,600.00
2019	67	69				Cut	\$0.00
Total							\$1,189,416.60

## Donald, Mike (71.87)

Year	1st	2nd	3rd	4th	Total	Finish	Money
1980	73	75			148	Cut	\$0.00
1982	71	69	74	73	287	T59	\$763.00
1983	71	64	72	70	277	T4	\$13,971.40
1984	75	72	67	72	286	T22	\$4,641.60
1985	77	78			155	Cut	\$0.00
1986	73	70	72	74	289	T81	\$1,074.00
1987	68	69	70	74	281	T68	\$1,206.00
1988	70	78			148	Cut	\$0.00
1989	70	72			142	Cut	\$0.00
1993	70	73			143	Cut	\$0.00
Total							\$21,656.00

## Dougherty, Ed (72.02)

Year	1st	2nd	3rd	4th	Total	Finish	Money
1976	69	79			148	Cut	\$0.00
1977	75	72	73	74	294	T54	\$445.00
1978	73	76			149	Cut	\$0.00
1979	71	80			151	Cut	\$0.00
1980	72	71	70	73	286	T26	\$2,220.00
1981	75	77			152	Cut	\$0.00
1982	73	69	72	78	292	T9	\$637.00
1987	69	69	71	68	277	T50	\$1,447.20
1988	69	73	67	73	282	T50	\$1,845.00
1990	70	72	71	213	T28	\$5,850.00	
1991	78	68			146	Cut	\$0.00
1992	70	69	70	209	T62	\$2,321.00	
1993	74	70			144	Cut	\$0.00
1994	70	70			140	T65	\$2,304.00
1997	72	70			142	Cut	\$0.00
Total							\$17,069.20

## Douglass, Bruce (74.00)

Year	1st	2nd	3rd	4th	Total	Finish	Money
1980	73	75			148	Cut	\$0.00
Total							\$0.00

## Douglass, Dale (72.24)

Year	1st	2nd	3rd	4th	Total	Finish	Money
1968	72	68	72	73	285	T24	\$752.20
1969	70	73	68	74	285	T13	\$1,750.00
1970	72	70	70	70	282	T11	\$1,900.00
1971	70	74	70	72	286	T42	\$431.20
1972	73	75			148	Cut	\$0.00
1973	76	76			152	Cut	\$0.00
1974	70	71	72	68	281	T28	\$1,021.50
1975	72	72			144	Cut	\$0.00
1976	70	69	77	72	288	T44	\$565.50
1977	73	81			154	Cut	\$0.00
1978	74	72			146	Cut	\$0.00
1980	74	73			147	T66	\$609.00
1981	73	74			147	Cut	\$0.00
Total							\$7,029.40

## Dowdall, John (71.25)

Year	1st	2nd	3rd	4th	Total	Finish	Money
1990	73	74			147	Cut	\$0.00
1993	69	70	72	67	278	T43	\$3,744.00
1997	75	70			145	Cut	\$0.00
Total							\$3,744.00

## Doyle, Allen (68.33)

Year	1st	2nd	3rd	4th	Total	Finish	Money
1996	68	69	66	68	271	T10	\$31,125.00
1997	71	68			139	Cut	\$0.00
Total							\$31,125.00

## Drewitt, Brett (73.50)

Year	1st	2nd	3rd	4th	Total	Finish	Money
2017	72	75			147	Cut	\$0.00
Total							\$0.00

## Driscoll, James (70.30)

Year	1st	2nd	3rd	4th	Total	Finish	Money
2005	73	67	68	67	275	T35	\$30,566.00
2006	67	70	81	74	292	T79	\$11,222.00
2008	75	73			148	Cut	\$0.00
2009	67	66	69	72	274	T35	\$32,743.70
2010	69	70	75	72	286	T59	\$14,495.00
2011	70	71	74	66	281	T8	\$169,000.00
2012	67	71	70	69	277	T19	\$78,780.00
2013	67	72	67	73	279	T33	\$32,495.00
2014	70	71	66	76	283	T64	\$14,559.00
Total							\$383,860.70

## Dufner, Jason (68.97)

Year	1st	2nd	3rd	4th	Total	Finish	Money
2004	70	71			141	Cut	\$0.00
2007	72	74			146	Cut	\$0.00
2011	70	70	72	69	281	T8	\$169,000.00
2012	67	66	69	67	269	1	\$1,170,000.00
2013	70	70	67	72	279	T33	\$32,495.00
2014	70	70	69	71	280	T48	\$17,326.60
2015	71	65	64	66	266	T8	\$213,000.00
2016	66	67	68	70	271	T24	\$54,020.00
2017	69	68	65	72	274	T13	\$136,500.00
Total							\$1,792,341.60

## Dugger, Mike (77.50)

Year	1st	2nd	3rd	4th	Total	Finish	Money
1974	79	76			155	Cut	\$0.00
Total							\$0.00

## Duke, Ken (70.08)

Year	1st	2nd	3rd	4th	Total	Finish	Money
2004	70	70	73	74	287	77	\$10,788.00
2007	68	73	64	66	271	T7	\$203,175.00
2008	70	70	68	76	284	T35	\$30,217.10
2009	65	69	71	68	273	T23	\$48,777.00
2010	77	71			148	Cut	\$0.00
2012	69	67	72	66	274	T7	\$209,625.00
2013	70	72			142	Cut	\$0.00
2014	70	69	72	70	281	T57	\$15,663.00
2015	67	68	70	66	271	T34	\$36,636.00
2016	77	70			147	Cut	\$0.00
2017	70	69	70	76	285	T66	\$15,375.00
Total							\$570,256.10

## Dunakey, Doug (70.33)

Year	1st	2nd	3rd	4th	Total	Finish	Money
1999	67	70	69	71	277	T35	\$14,475.00
2001	73	72			145	Cut	\$0.00
					Total		\$14,475.00



# Player Year-by-Year Results

## Duncan, Tyler (67.63)

Year	1st	2nd	3rd	4th	Total	Finish	Money
2018	65	73	68	68	274	T26	\$55,825.00
2019	64	66	70	67	267	T5	\$267,810.00
					Total		\$323,635.00

## Dunlap, Scott (70.07)

Year	1st	2nd	3rd	4th	Total	Finish	Money
1996	69	68	67	72	276	T40	\$4,999.00
1997	69	67	66	73	275	T38	\$7,740.00
1999	64	69	71	77	281	T60	\$6,510.00
2000	73	65	70	66	274	T10	\$100,000.00
2001	66	73	67	66	272	T28	\$28,050.00
2002	70	67	74	73	284	T62	\$10,176.00
2012	72	78			150	Cut	\$0.00
					Total		\$157,475.00

## Durant, Joe (70.68)

Year	1st	2nd	3rd	4th	Total	Finish	Money
1997	71	65	74	71	281	T64	\$3,744.00
1999	67	79			146	Cut	\$0.00
2000	77	68			145	Cut	\$0.00
2002	63	71	76	73	283	T56	\$10,704.00
2008	70	71	75	76	292	T68	\$12,864.00
2010	66	69	74	71	280	T41	\$27,300.00
2011	71	75			146	Cut	\$0.00
2012	70	71	65	65	271	T3	\$312,000.00
2013	73	71			144	Cut	\$0.00
					Total		\$366,612.00

## Durkin, Kevin (70.75)

Year	1st	2nd	3rd	4th	Total	Finish	Money
2004	66	70	73	74	283	T72	\$11,252.00
					Total		\$11,252.00

## Duval, David (68.19)

Year	1st	2nd	3rd	4th	Total	Finish	Money
1996	71	64	68	65	268	3	\$102,000.00
1997	72	67			139	Cut	\$0.00
2000	70	69	68	70	277	T20	\$44,960.00
2001	64	65	70	67	266	T3	\$234,000.00
2002	66	70	72	67	275	T15	\$84,000.00
2003	77	69			146	Cut	\$0.00
2012	72				72	WD	\$0.00
2014	66	76			142	Cut	\$0.00
					Total		\$464,960.00

## Eaks, R.W. (69.25)

Year	1st	2nd	3rd	4th	Total	Finish	Money
1998	66	73	69	69	277	T43	\$7,612.50
					Total		\$7,612.50

## Earnest, Paul (75.33)

Year	1st	2nd	3rd	4th	Total	Finish	Money
1998	78	74			152	Cut	\$0.00
1999	73	68			141	Cut	\$0.00
2000	81	72			153	Cut	\$0.00
2001	69	78			147	Cut	\$0.00
2002	75	78			153	Cut	\$0.00
2017	79	79			158	Cut	\$0.00

## Eastwood, Bob (71.27)

Year	1st	2nd	3rd	4th	Total	Finish	Money
1973	76	78			154	Cut	\$0.00
1974	72	69	73	71	285	T42	\$460.30
1975	73	65	65	72	275	T8	\$4,392.60
1976	79	72			151	Cut	\$0.00
1977	70	72	72	74	288	T35	\$944.20
1982	69	70	71	69	279	T21	\$4,060.00
1983	74	65	72	73	284	T28	\$2,660.00
1984	76				76	WD	\$0.00
1985	69	66	70	67	272	1	\$90,000.00
1986	71	68	72	70	281	T47	\$1,581.00
1987	75	72			147	Cut	\$0.00
1988	67	68	68	73	276	T13	\$12,857.10
1989	69	74			143	Cut	\$0.00
1990	74	71	75	220	T79	\$1,800.00	
1991	68	70	72	78	288	72	\$2,156.00
1992	70	72			142	Cut	\$0.00
1993	73	70			143	Cut	\$0.00
1994	71	66			137	T28	\$6,737.10
1995	75	75			150	Cut	\$0.00
					Total		\$127,648.30

## Edwards, Danny (71.30)

Year	1st	2nd	3rd	4th	Total	Finish	Money
1975	69	72	68	67	276	T13	\$3,062.50
1976	70	73	74	73	290	T56	\$435.00
1977	73	76			149	Cut	\$0.00
1978	74	76			150	Cut	\$0.00
1985	68	74	70	71	283	T30	\$2,906.20
1986	71	69	70	68	278	T26	\$4,580.00
					Total		\$10,983.70

## Edwards, David (70.09)

Year	1st	2nd	3rd	4th	Total	Finish	Money
1979	70	77			147	Cut	\$0.00
1980	77	72			149	Cut	\$0.00
1981	73	74			147	Cut	\$0.00
1983	70	68	74	66	278	T11	\$8,480.00
1984	68	75	69	65	277	2	\$54,000.00
1985	72	67	72	73	284	T38	\$1,950.00
1986	71	72	70	71	284	T66	\$1,248.00
1987	69	68	71	64	272	T15	\$9,900.00
1988	70	72	71	72	285	T62	\$1,605.00
1989	66	71	70	69	276	T49	\$2,468.00
1991	70	70	68	75	283	T43	\$3,214.20
1992	69	69	69	207	T47	\$2,791.20	
1994	67	65			132	T2	\$72,000.00
1995	69	73			142	Cut	\$0.00
1996	69	68	68	73	278	T57	\$3,300.00
1997	70	67	63	70	270	T19	\$20,314.20
1998	69	75			144	Cut	\$0.00
					Total		\$181,270.60

## Edwards, Jerry (72.75)

Year	1st	2nd	3rd	4th	Total	Finish	Money
1969	70	75	73	72	290	T35	\$508.30
1970	73	75	74	70	292	T61	\$142.80
					Total		\$651.10

## Edwards, Joel (72.36)

Year	1st	2nd	3rd	4th	Total	Finish	Money
1989	71	70			141	Cut	\$0.00
1990	70	76			146	Cut	\$0.00
1991	77	71			148	Cut	\$0.00
1992	71	71			142	Cut	\$0.00
1993	71	73			144	Cut	\$0.00
1994	76	74			150	Cut	\$0.00
1995	72	71			143	Cut	\$0.00
1996	73	70			143	Cut	\$0.00
1997	76	69			145	Cut	\$0.00
1998	74	73			147	Cut	\$0.00
2000	71	75			146	Cut	\$0.00
2001	69	72			141	Cut	\$0.00
2002	67	75			142	Cut	\$0.00
2003	79	69			148	Cut	\$0.00
					Total		\$0.00

## Eger, David (75.00)

Year	1st	2nd	3rd	4th	Total	Finish	Money
1978	76	77			153	Cut	\$0.00
1980	69	73	72	81	295	T55	\$687.00
1981	79	73			152	Cut	\$0.00
					Total		\$687.00

## Eichelberger, Dave (72.25)

Year	1st	2nd	3rd	4th	Total	Finish	Money
1968	78	74			152	Cut	\$0.00
1972	71	72	71	77	291	T65	\$156.20
1974	74	68	71	73	286	T52	\$338.00
1976	68	73	70	72	283	T20	\$2,300.00
1977	73	71	79	74	297	T62	\$360.00
1978	68	73	71	70	282	T22	\$1,825.00
1979	72				72	WD	\$0.00
1980	74	74			148	Cut	\$0.00
1981	70	73	80	71	294	T47	\$761.20
1982	73	68	70	74	285	T53	\$810.20
1983	71	70	72	72	285	T34	\$2,160.00
1984	74	83			157	Cut	\$0.00
1985	70	71	71	73	285	T47	\$1,268.70
1987	71	72			143	Cut	\$0.00
1988	69	73	70	71	283	T53	\$1,720.00
1989	69	68	71	73	281	T68	\$2,000.00
1990	76	73			149	Cut	\$0.00
1991	73	72			145	Cut	\$0.00
					Total		\$13,699.30

## Elder, Brad (72.31)

Year	1st	2nd	3rd	4th	Total	Finish	Money
1999	68	76			144	Cut	\$0.00
2000	77	68			145	Cut	\$0.00
2001	72	71			143	Cut	\$0.00
2002	70	70			140	Cut	\$0.00
2003	67	74			141	Cut	\$0.00
2004	71	74			145	Cut	\$0.00
2008	71	72	79	77	299	76	\$12,032.00
					Total		\$12,032.00

## Elder, Lee (72.75)

Year	1st	2nd	3rd	4th	Total	Finish	Money
1972	69	72	72	71	284	T29	\$800.00
1981	75	72			147	Cut	\$0.00
1984	76	75			151	Cut	\$0.00
					Total		\$800.00

## Elkington, Steve (69.70)

Year	1st	2nd	3rd	4th	Total	Finish	Money
1987	66	71	65	72	274	T28	\$3,904.20
1988	67	73	72	69	281	T41	\$2,486.60
1989	66	69	69	70	274	T31	\$5,433.30
1990	73	69	72		214	T40	\$3,332.70
1991	73	71			144	Cut	\$0.00
1992	69	67	67		203	T14	\$17,600.00
1993	73	68	69	68	278	T43	\$3,744.00
1995	71	68	68	67	274	T32	\$6,745.50
1996	67	69	66	69	271	T10	\$31,125.00
2005	72	67	71	69	279	T56	\$14,074.00
2007	70	70	70	69	279	T44	\$18,594.00
2008	73	71			144	Cut	\$0.00
2009	75	69			144	Cut	\$0.00
2010	66	66	73	71	276	T16	\$94,250.00
2011	73	77			150	Cut	\$0.00
					Total		\$201,289.30

# Player Year-by-Year Results

## Elliott, Jamie (73.13)

Year	1st	2nd	3rd	4th	Total	Finish	Money
2002	68	72			140	Cut	\$0.00
2004	69	77			146	Cut	\$0.00
2005	73	80			153	Cut	\$0.00
2006	75	71			146	Cut	\$0.00
					Total		\$0.00

## Elliott, John (72.80)

Year	1st	2nd	3rd	4th	Total	Finish	Money
1993	78				78	WD	\$0.00
1999	72	68			140	Cut	\$0.00
2005	71	75			146	Cut	\$0.00
					Total		\$0.00

## Ellis, Danny (71.00)

Year	1st	2nd	3rd	4th	Total	Finish	Money
2002	74	68			142	Cut	\$0.00
2004	71	71			142	Cut	\$0.00
					Total		\$0.00

## Ellis, Richard (74.50)

Year	1st	2nd	3rd	4th	Total	Finish	Money
1974	74	75			149	Cut	\$0.00
					Total		\$0.00

## Ellsworth, Ken (73.88)

Year	1st	2nd	3rd	4th	Total	Finish	Money
1969	72	74	80	74	300	T69	\$160.00
1970	73	72	72	74	291	T58	\$142.80
					Total		\$302.80

## Els, Ernie (68.91)

Year	1st	2nd	3rd	4th	Total	Finish	Money
1995	69	61	65	68	263	1	\$234,000.00
1996	69	67	70	66	272	T18	\$19,560.00
1998	69	69	71	71	280	T63	\$5,225.00
2001	75	70			145	Cut	\$0.00
2002	69	70	64	69	272	T4	\$211,200.00
2004	69	70	66	67	272	T7	\$174,725.00
2005	64	72	69	66	271	T10	\$148,800.00
2006	68	69	69	68	274	T13	\$109,533.30
2012	70	69	70	72	281	T41	\$22,132.50
2016	68	73			141	Cut	\$0.00
2017	69	71	70	68	278	T35	\$36,975.00
2019	69	73			142	Cut	\$0.00
					Total		\$962,150.80

## English, Harris (69.41)

Year	1st	2nd	3rd	4th	Total	Finish	Money
2013	64	70	68	74	276	T17	\$97,150.00
2014	71	72			143	Cut	\$0.00
2015	69	66	67	73	275	T60	\$15,407.00
2016	68	68	71	68	275	T49	\$17,438.89
2017	72	71			143	Cut	\$0.00
2019	68	71	68	68	275	T43	\$23,083.80
					Total		\$153,079.69

## Epps, Charlie (74.00)

Year	1st	2nd	3rd	4th	Total	Finish	Money
1980	77	71			148	Cut	\$0.00
					Total		\$0.00

## Erickson, Bob (74.25)

Year	1st	2nd	3rd	4th	Total	Finish	Money
1968	75	73			148	Cut	\$0.00
1969	73	76			149	Cut	\$0.00
1970	80	72			152	Cut	\$0.00
1971	80	76			156	Cut	\$0.00
1976	72	70	72	72	286	T34	\$988.50
					Total		\$988.50

## Ernst, Derek (69.75)

Year	1st	2nd	3rd	4th	Total	Finish	Money
2014	69	76			145	Cut	\$0.00
2015	67	67	67	72	273	T46	\$18,460.00
2016	68	72			140	Cut	\$0.00
					Total		\$18,460.00

## Erskine, Randy (72.40)

Year	1st	2nd	3rd	4th	Total	Finish	Money
1974	74	74			148	Cut	\$0.00
1975	70	70	71	71	282	T41	\$594.50
1976	72	72	73	78	295	65	\$350.00
1977	71	74	73	69	287	T28	\$1,301.40
1979	74				74	WD	\$0.00
					Total		\$2,245.90

## Estes, Bob (70.17)

Year	1st	2nd	3rd	4th	Total	Finish	Money
1989	70	73			143	Cut	\$0.00
1990	71	72	67		210	T11	\$21,200.00
1991	74	73			147	Cut	\$0.00
1992	69	70	66		205	T29	\$6,413.00
1993	69	69	67	70	275	T20	\$13,000.00
1994	73	66			139	T50	\$2,732.80
1995	67	68	72	70	277	T55	\$2,912.00
1996	70	72			142	Cut	\$0.00
1997	74	69			143	Cut	\$0.00
1998	66	68	70	68	272	T12	\$52,500.00
1999	70	70			140	Cut	\$0.00
2000	69	68	68	66	271	6	\$144,000.00
2001	69	71			140	Cut	\$0.00
2002	67	69	74	74	284	T62	\$10,176.00
2003	66	71	68	70	275	T27	\$41,440.00
2004	72	70			142	Cut	\$0.00
2005	69	72			141	Cut	\$0.00
2006	66	69	70	72	277	T26	\$43,090.00
2007	69	73			142	Cut	\$0.00
2008	79	68			147	Cut	\$0.00
2009	70	73			143	Cut	\$0.00
2010	74	71			145	Cut	\$0.00
2011	69	75			144	Cut	\$0.00
2012	73	68	65	75	281	T41	\$22,132.50
2017	71	68	71	77	287	T70	\$14,925.00
					Total		\$374,521.30

## Etulain, Julian (73.00)

Year	1st	2nd	3rd	4th	Total	Finish	Money
2017	73	72			145	Cut	\$0.00
2019	68	79				Cut	\$0.00
					Total		\$0.00

## Evans, Chick (76.00)

Year	1st	2nd	3rd	4th	Total	Finish	Money
1968	76	76			152	Cut	\$0.00
					Total		\$0.00

## Evans, Mike (73.00)

Year	1st	2nd	3rd	4th	Total	Finish	Money
1975	73	73			146	Cut	\$0.00
					Total		\$0.00

## Evans, Tom (72.33)

Year	1st	2nd	3rd	4th	Total	Finish	Money
1973	73	73	73	74	293	T65	\$243.80
1974	72	72	79	71	294	T67	\$243.80
1975	72	67	72	70	281	T35	\$844.00
					Total		\$1,331.60

## Every, Matt (68.80)

Year	1st	2nd	3rd	4th	Total	Finish	Money
2013	71	70			141	Cut	\$0.00
2017	72	73			145	Cut	\$0.00
2019	65	65	67	66	263	T2	\$695,200.00
					Total		\$695,200.00

## Ewing, Dennis (79.00)

Year	1st	2nd	3rd	4th	Total	Finish	Money
1978	78	80			158	Cut	\$0.00
					Total		\$0.00

## Ewing, Jack (72.04)

Year	1st	2nd	3rd	4th	Total	Finish	Money
1969	73	73	76	71	293	T54	\$160.00
1970	74	81			155	Cut	\$0.00
1971	70	69	72	78	289	T54	\$172.00

## Ewing, Jack (72.04)(Continued)

Year	1st	2nd	3rd	4th	Total	Finish	Money
1972	70	69	75	71	285	T35	\$635.10
1974	71	73	69	72	285	T42	\$460.40
1975	74	63	68	67	272	3	\$12,425.00
1976	72	76			148	Cut	\$0.00
1979	74				74	WD	\$0.00
					Total		\$13,852.50

## Fabel, Brad (70.56)

Year	1st	2nd	3rd	4th	Total	Finish	Money
1985	72	71			143	Cut	\$0.00
1986	70	73	69	72	284	T66	\$1,248.00
1987	71	69			140	Cut	\$0.00
1988	75				75	WD	\$0.00
1990	73	73			146	Cut	\$0.00
1996	69	73			142	Cut	\$0.00
1997	70	68	71	68	277	T48	\$4,524.00
1998	70	69	68	68	275	T25	\$17,512.50
1999	68	69	71	70	278	T41	\$11,100.00
2000	76	69			145	Cut	\$0.00
					Total		\$34,384.50

## Faldo, Nick (69.15)

Year	1st	2nd	3rd	4th	Total	Finish	Money
1983	71	69	72	69	281	T21	\$4,640.00
1989	67	66	69	71	273	T24	\$7,914.20
1995	66	71	69	66	272	T21	\$13,520.00
1997	66	68	69	73	276	T43	\$5,940.00
2000	70	70	73	68	281	T41	\$13,620.00
					Total		\$45,634.20

## Farkas, Bill (78.50)

Year	1st	2nd	3rd	4th	Total	Finish	Money
1970	78	79			157	Cut	\$0.00
					Total		\$0.00

## Farlow, Sam (72.25)

Year	1st	2nd	3rd	4th	Total	Finish	Money
1977	77	70	72	70	289	T42	\$680.00
					Total		\$680.00

## Farrow, Greg (72.50)

Year	1st	2nd	3rd	4th	Total	Finish	Money
1988	72	73			145	WD	\$0.00
					Total		\$0.00

## Fathauer, Derek (70.62)

Year	1st	2nd	3rd	4th	Total	Finish	Money
2009	78	71			149	Cut	\$0.00
2015	71	68			139	Cut	\$0.00
2016	70	68	72		210	T77	\$13,505.00
2018	70	67	66	69	272	T16	\$115,500.00
2019	75	73			148	Cut	\$0.00
					Total		\$129,005.00

## Faxon, Brad (69.97)

Year	1st	2nd	3rd	4th	Total	Finish	Money
1984	77	76			153	Cut	\$0.00
1986	69	71	71	72	283	T63	\$1,284.00
1987	69	65	71	66	271	T12	\$12,600.00
1988	72	77			149	Cut	\$0.00
1997	67	67	64	73	271	26	\$14,400.00
1999	67	66	68	73	274	T18	\$37,800.00
2001	70	65	67	67	269	T11	\$78,954.50
2003	67	67	70	75	279	T44	\$16,184.00
2004	70	73			143	Cut	\$0.00
2005	70	71			141	Cut	\$0.00
2009	72	70			142	Cut	\$0.00
2010	69	75			144	Cut	\$0.00
					Total		\$161,222.50

# Player Year-by-Year Results

## Feather, Randy (73.00)

Year	1st	2nd	3rd	4th	Total	Finish	Money
1976	71	75			146	Cut	\$0.00
					Total		\$0.00

## Feherty, David (71.86)

Year	1st	2nd	3rd	4th	Total	Finish	Money
1994	84				84	WD	\$0.00
1995	72	68			140	Cut	\$0.00
1996	69	69	71	70	279	T64	\$3,060.00
					Total		\$3,060.00

## Fehr, Rick (71.13)

Year	1st	2nd	3rd	4th	Total	Finish	Money
1986	76	75			151	Cut	\$0.00
1988	72	72			144	Cut	\$0.00
1990	71	72	70		213	T28	\$5,850.00
1991	71	67	70	77	285	T58	\$2,398.00
1992	69	70	65		204	T21	\$10,326.20
1993	72	71			143	Cut	\$0.00
1994	70	69			139	T50	\$2,732.80
1995	68	73			141	Cut	\$0.00
1996	69	73			142	Cut	\$0.00
1997	68	68	70	73	279	T56	\$4,050.00
1999	73	70			143	Cut	\$0.00
2000	72	70	75	75	292	T83	\$6,920.00
					Total		\$32,277.00

## Felus, John (72.50)

Year	1st	2nd	3rd	4th	Total	Finish	Money
1968	75	70	69	76	290	T50	\$50.00
					Total		\$50.00

## Fennell, Earl (75.50)

Year	1st	2nd	3rd	4th	Total	Finish	Money
1971	75	76			151	Cut	\$0.00
					Total		\$0.00

## Ferenz, Jack (72.63)

Year	1st	2nd	3rd	4th	Total	Finish	Money
1981	71	75	75	73	294	T47	\$761.20
1982	72	67	74	74	287	T59	\$763.00
					Total		\$1,524.20

## Fergus, Keith (71.94)

Year	1st	2nd	3rd	4th	Total	Finish	Money
1977	71	74	69	71	285	T17	\$2,500.00
1978	78	73			151	Cut	\$0.00
1979	70	77			147	Cut	\$0.00
1980	72	72	72	74	290	T45	\$990.00
1981	72	77			149	Cut	\$0.00
1983	72	72	70	73	287	T38	\$1,560.00
1984	77	74			151	Cut	\$0.00
1985	67	71	67	78	283	T30	\$2,906.20
1986	74	74			148	Cut	\$0.00
1987	78	66			144	Cut	\$0.00
1995	67	66	71	66	270	T11	\$27,560.00
1996	72	69			141	Cut	\$0.00
					Total		\$35,516.20

## Ferguson, Mike (78.50)

Year	1st	2nd	3rd	4th	Total	Finish	Money
1985	77	80			157	Cut	\$0.00
					Total		\$0.00

## Fernandez, Vicente (77.00)

Year	1st	2nd	3rd	4th	Total	Finish	Money
1977	77	77			154	Cut	\$0.00
					Total		\$0.00

## Ferraro, Terry (75.50)

Year	1st	2nd	3rd	4th	Total	Finish	Money
1974	72	79			151	Cut	\$0.00
					Total		\$0.00

## Ferrell, Gene (72.25)

Year	1st	2nd	3rd	4th	Total	Finish	Money
1971	74	72	70	73	289	T54	\$172.00
					Total		\$172.00

## Ferrie, Kenneth (75.50)

Year	1st	2nd	3rd	4th	Total	Finish	Money
2008	74	77			151	Cut	\$0.00
					Total		\$0.00

## Ferriell, James (71.75)

Year	1st	2nd	3rd	4th	Total	Finish	Money
1970	73	72	71	71	287	T35	\$530.00
					Total		\$530.00

## Ferrier, Jim (76.00)

Year	1st	2nd	3rd	4th	Total	Finish	Money
1968	80	74			154	Cut	\$0.00
1971	76	73			149	Cut	\$0.00
1972	78	75			153	Cut	\$0.00
1973	80	79			159	Cut	\$0.00
1974	77	68			145	Cut	\$0.00
					Total		\$0.00

## Fezler, Forrest (72.12)

Year	1st	2nd	3rd	4th	Total	Finish	Money
1972	69	72	71	71	283	T23	\$1,034.00
1973	74	72	73	68	287	T32	\$830.00
1974	72	70	69	73	284	T39	\$645.90
1975	69	69	71	69	278	T21	\$1,580.10
1976	67	77	76	72	292	T58	\$410.00
1977	73	74	69	73	289	T42	\$680.00
1978	78	72			150	Cut	\$0.00
1979	70	73	73	76	292	T55	\$681.00
1980	76	78			154	Cut	\$0.00
1981	69	74	74	75	292	T38	\$1,260.00
1982	70	69	74	70	283	T39	\$1,261.40
1983	73				73	WD	\$0.00
					Total		\$8,382.40

## Finau, Tony (67.50)

Year	1st	2nd	3rd	4th	Total	Finish	Money
2015	67	64	68	68	267	T10	\$157,383.30
2016	68	67	68	66	269	T12	\$138,700.00
2017	75	65	65	69	274	T13	\$136,500.00
					Total		\$432,583.30

## Finsterwald, Dow (75.00)

Year	1st	2nd	3rd	4th	Total	Finish	Money
1968	76	73			149	Cut	\$0.00
1969	76				76	WD	\$0.00
					Total		\$0.00

## Finsterwald Jr., Dow H. (71.00)

Year	1st	2nd	3rd	4th	Total	Finish	Money
1989	72	70			142	Cut	\$0.00
					Total		\$0.00

## Fiori, Ed (71.56)

Year	1st	2nd	3rd	4th	Total	Finish	Money
1978	73	77			150	Cut	\$0.00
1980	71	75	73	76	295	T55	\$687.00
1981	75				75	WD	\$0.00
1983	70	66	71	71	278	T11	\$8,480.00
1984	78	72			150	Cut	\$0.00
1985	70	70	75	75	290	T70	\$995.00
1986	71	65	72	71	279	T32	\$3,260.00
1987	70	69	70	69	278	T55	\$1,350.00
1988	70	74			144	Cut	\$0.00
1989	70	70			140	Cut	\$0.00
1990	71	72	71		214	T40	\$3,332.70
1991	72	73			145	Cut	\$0.00
1992	72	68			140	Cut	\$0.00
1993	70	68	66	72	276	T26	\$8,520.00
1995	70	73			143	Cut	\$0.00
1997	71	68			139	Cut	\$0.00
2000	79	69			148	Cut	\$0.00
2001	76	75			151	Cut	\$0.00
					Total		\$26,624.70

## Fischer, Todd (71.21)

Year	1st	2nd	3rd	4th	Total	Finish	Money
2003	68	77			145	Cut	\$0.00
2004	70	67	70	74	281	T59	\$12,470.00
2005	66	69	71	75	281	T64	\$12,958.00
2006	76	70			146	Cut	\$0.00
2011	71	73			144	Cut	\$0.00
					Total		\$25,428.00

## Fischer, Zack (72.00)

Year	1st	2nd	3rd	4th	Total	Finish	Money
2013	73	65	71	76	285	T68	\$13,601.00
2019	74	73			147	Cut	\$0.00
					Total		\$13,601.00

## Fisher Jr., Trevor (70.50)

Year	1st	2nd	3rd	4th	Total	Finish	Money
2010	69	72			141	Cut	\$0.00
					Total		\$0.00

## Fitzhugh, Woody (72.75)

Year	1st	2nd	3rd	4th	Total	Finish	Money
1980	75	71	72	73	291	T48	\$846.00
					Total		\$846.00

## Fitzsimons, Pat (73.75)

Year	1st	2nd	3rd	4th	Total	Finish	Money
1973	71	76			147	Cut	\$0.00
1974	74	74			148	Cut	\$0.00
					Total		\$0.00

## Flanagan, Nick (70.25)

Year	1st	2nd	3rd	4th	Total	Finish	Money
2008	71	69	72	69	281	T19	\$69,600.00
					Total		\$69,600.00

## Flannery, John (73.75)

Year	1st	2nd	3rd	4th	Total	Finish	Money
1993	75	69			144	Cut	\$0.00
1994	76	75			151	Cut	\$0.00
					Total		\$0.00

## Fleck, Jack (73.00)

Year	1st	2nd	3rd	4th	Total	Finish	Money
1968	76	70	72	72	290	T50	\$50.00
1970	73	71	69	73	286	T30	\$652.00
1972	72	74			146	Cut	\$0.00
1979	77	77			154	Cut	\$0.00
					Total		\$702.00

## Fleckman, Marty (74.55)

Year	1st	2nd	3rd	4th	Total	Finish	Money
1968	79	75			154	Cut	\$0.00
1969	80	72			152	Cut	\$0.00
1971	85	82			167	Cut	\$0.00
1972	69	73	72	74	288	T54	\$156.20
1974	76	71			147	Cut	\$0.00
1976	67	74	71	72	284	T22	\$1,740.00
1977	77	72			149	Cut	\$0.00
1979	75	75			150	Cut	\$0.00
					Total		\$1,896.20

## Fleisher, Bruce (71.72)

Year	1st	2nd	3rd	4th	Total	Finish	Money
1972	71	68	75	72	286	T41	\$450.00
1973	73	69	69	77	288	T38	\$630.00
1975	68	71	68	70	277	T17	\$2,362.50
1976	77	75			152	Cut	\$0.00
1979	71	73	75	73	292	T55	\$681.00
1982	66	73	67	71	277	T16	\$5,600.00
1983	75	70	73	73	291	T55	\$896.00
1984	76	73	72	74	295	T68	\$1,005.00
1992	74	70			144	Cut	\$0.00
1995	70	70			140	Cut	\$0.00
1997	68	72			140	Cut	\$0.00
					Total		\$11,624.50



# Player Year-by-Year Results

## Flesch, Steve (70.50)

Year	1st	2nd	3rd	4th	Total	Finish	Money
1998	71	66	69	69	275	T25	\$17,512.50
1999	69	70			139	Cut	\$0.00
2000	72	66	73	69	280	T33	\$20,250.00
2001	69	68	70	67	274	T43	\$13,702.50
2002	65	73	71	70	279	T35	\$24,180.00
2007	73	74			147	Cut	\$0.00
2009	70	69	69	66	274	T35	\$32,743.70
2011	70	69	71	72	282	T14	\$107,250.00
2012	71	75			146	Cut	\$0.00
2013	77	66			143	Cut	\$0.00
2014	73	73			146	Cut	\$0.00
					Total		\$215,638.70

## Flores, Martin (70.60)

Year	1st	2nd	3rd	4th	Total	Finish	Money
2006	77	67			144	Cut	\$0.00
2010	75	72			147	Cut	\$0.00
2011	72	77			149	Cut	\$0.00
2012	74	72			146	Cut	\$0.00
2013	67	68	71	74	280	T43	\$22,110.00
2014	70	71	69	72	282	T59	\$15,180.00
2015	67	69	64	72	272	T39	\$27,690.00
2016	65	68	72	72	277	T63	\$15,476.00
2017	73	74			147	Cut	\$0.00
2018	70	67	68	69	274	T26	\$55,825.00
					Total		\$136,281.00

## Floyd, Raymond (70.01)

Year	1st	2nd	3rd	4th	Total	Finish	Money
1968	74	70	68	69	281	T14	\$1,800.00
1971	70	71	74	77	292	T63	\$172.40
1972	69	73	70	71	283	T23	\$1,034.00
1974	68	72	70	71	281	T28	\$1,021.50
1976	70	67	71	69	277	3	\$14,200.00
1977	69	70	68	69	276	1	\$40,000.00
1978	68	75	67	67	277	7	\$6,400.00
1979	72	70	71	72	285	T24	\$2,321.20
1980	72	68	75	73	288	T36	\$1,352.10
1981	68	69	77	71	285	T6	\$10,050.00
1982	72	70	72	66	280	T23	\$3,027.50
1983	73	65	70	72	280	T17	\$5,800.00
1984	74	74	71	71	290	T44	\$1,511.60
1986	73	69	65	69	276	T12	\$11,057.10
1987	68	72			140	Cut	\$0.00
1988	67	71	70	70	278	T24	\$6,075.00
1989	67	66	69	74	276	T49	\$2,468.00
1990	74	69	69		212	T20	\$10,087.50
1991	67	69	67	69	272	T3	\$52,800.00
1992	66	68	65		199	T2	\$82,133.30
1993	66	69	70	68	273	T8	\$34,800.00
					Total		\$288,111.20

## Flynn, Michael (70.25)

Year	1st	2nd	3rd	4th	Total	Finish	Money
2003	68	71	68	74	281	T56	\$12,600.00
					Total		\$12,600.00

## Foley, Kevin (71.00)

Year	1st	2nd	3rd	4th	Total	Finish	Money
2014	70	71	72		213	T75	\$13,110.00
					Total		\$13,110.00

## Foltz, Jerry (71.00)

Year	1st	2nd	3rd	4th	Total	Finish	Money
1993	71	71			142	Cut	\$0.00
					Total		\$0.00

## Fonseca, Tommy (75.50)

Year	1st	2nd	3rd	4th	Total	Finish	Money
1971	72	79			151	Cut	\$0.00
					Total		\$0.00

## Ford, Doug (74.33)

Year	1st	2nd	3rd	4th	Total	Finish	Money
1968	73	73	74	76	296	68	\$0.00
1970	77	73			150	Cut	\$0.00
					Total		\$0.00

## Ford, Mike (77.50)

Year	1st	2nd	3rd	4th	Total	Finish	Money
1978	80	75			155	Cut	\$0.00
					Total		\$0.00

## Forsman, Dan (69.67)

Year	1st	2nd	3rd	4th	Total	Finish	Money
1983	76	64	70	68	278	T11	\$8,480.00
1984	76	70	73	73	292	T56	\$1,120.00
1985	69	68	70	75	282	T23	\$4,214.20
1991	71	70	70	74	285	T58	\$2,398.00
1992	68	66	68		202	T11	\$25,300.00
1993	65	64	72	74	275	T20	\$13,000.00
1994	72	66			138	T42	\$3,861.00
1995	71	72			143	Cut	\$0.00
1996	67	70	71	65	273	T23	\$12,975.00
1997	67	64	66	70	267	T3	\$104,400.00
1998	67	71	69	68	275	T25	\$17,512.50
1999	67	70	67	73	277	T35	\$14,475.00
2000	71	66	73	70	280	T33	\$20,250.00
2001	69	70	67	69	275	T51	\$10,317.20
2002	68	73			141	Cut	\$0.00
2003	70	71			141	Cut	\$0.00
2004	71	76			147	Cut	\$0.00
					Total		\$238,302.90

## Fought, John (71.70)

Year	1st	2nd	3rd	4th	Total	Finish	Money
1983	70	68	71	69	278	T11	\$8,480.00
1984	76	76			152	Cut	\$0.00
1985	70	71	74	72	287	T62	\$1,070.00
					Total		\$9,550.00

## Fowler, Peter (79.50)

Year	1st	2nd	3rd	4th	Total	Finish	Money
1984	81	78			159	Cut	\$0.00
					Total		\$0.00

## Fowler, Rickie (71.50)

Year	1st	2nd	3rd	4th	Total	Finish	Money
2010	72	71			143	Cut	\$0.00
					Total		\$0.00

## Franco, Carlos (70.44)

Year	1st	2nd	3rd	4th	Total	Finish	Money
1999	68				68	WD	\$0.00
2001	74	68			142	Cut	\$0.00
2002	76				76	WD	\$0.00
2003	70	67	71	68	276	T30	\$34,020.00
2004	70	70	67	67	274	T14	\$92,800.00
2006	71	72			143	Cut	\$0.00
2007	72	71			143	Cut	\$0.00
2008	75	71			146	Cut	\$0.00
					Total		\$126,820.00

## Fraustro, Oscar (71.00)

Year	1st	2nd	3rd	4th	Total	Finish	Money
2015	77	65			142	Cut	\$0.00
					Total		\$0.00

## Frazar, Harrison (70.31)

Year	1st	2nd	3rd	4th	Total	Finish	Money
1997	76	72			148	Cut	\$0.00
1998	64	68	66	70	268	T2	\$186,666.60
1999	65	72	69	74	280	T51	\$6,946.60
2000	71	66	76	72	285	T67	\$8,080.00
2001	68	67	72	68	275	T51	\$10,317.20
2002	70	70			140	Cut	\$0.00
2003	68	70	69	74	281	T56	\$12,600.00
2004	68	69	70	69	276	T27	\$39,440.00
2005	66	70	75	70	281	T64	\$12,958.00
2006	73	73			146	Cut	\$0.00

## Frazar, Harrison (70.31)(Continued)

Year	1st	2nd	3rd	4th	Total	Finish	Money
2007	72	70			142	Cut	\$0.00
2008	73	75			148	Cut	\$0.00
2009	73	66	71	66	276	T45	\$18,218.50
2010	70	67	71	68	276	T16	\$94,250.00
2011	71	72	71	68	282	T14	\$107,250.00
2012	68	70	77		215	T72	\$12,675.00
2014	71	72			143	Cut	\$0.00
2015	71	68			139	Cut	\$0.00
					Total		\$509,401.90

## Freeman, Cody (73.50)

Year	1st	2nd	3rd	4th	Total	Finish	Money
2008	74	73			147	Cut	\$0.00
					Total		\$0.00

## Freeman, Gilbert (76.75)

Year	1st	2nd	3rd	4th	Total	Finish	Money
1985	74	81			155	Cut	\$0.00
1991	78	74			152	Cut	\$0.00
					Total		\$0.00

## Freeman, Robin (70.15)

Year	1st	2nd	3rd	4th	Total	Finish	Money
1983	79	81			160	Cut	\$0.00
1989	66	71	67	69	273	T24	\$7,914.20
1992	63	71	69		203	T14	\$17,600.00
1993	71	73			144	Cut	\$0.00
1994	70	69			139	T50	\$2,732.80
1995	65	65	68	68	266	T2	\$97,066.60
1996	76	66			142	Cut	\$0.00
1997	69	72			141	Cut	\$0.00
2000	73	70	70	72	285	T67	\$8,080.00
2001	70	71			141	Cut	\$0.00
					Total		\$133,393.60

## Friedman, Jay (74.50)

Year	1st	2nd	3rd	4th	Total	Finish	Money
1977	77	72			149	Cut	\$0.00
					Total		\$0.00

## Friend, Bob (69.80)

Year	1st	2nd	3rd	4th	Total	Finish	Money
1992	70	71			141	Cut	\$0.00
1998	63	70	68	69	270	T6	\$83,750.00
1999	71	68			139	Cut	\$0.00
2000	78	70			148	Cut	\$0.00
					Total		\$83,750.00

## Fritsch, Brad (71.44)

Year	1st	2nd	3rd	4th	Total	Finish	Money
2013	69	71	73		213	T77	\$12,328.00
2014	72	69	71	70	282	T59	\$15,180.00
2017	77	71			148	Cut	\$0.00
					Total		\$27,508.00

## Friedman, Jay (74.50)



# Player Year-by-Year Results

## Frost, David (69.67)(continued)

Year	1st	2nd	3rd	4th	Total	Finish	Money
2001	72	66	65	66	269	T11	\$78,954.50
2002	66	72	68	68	274	T8	\$120,000.00
Total							\$308,653.90

## Fryatt, Edward (71.60)

Year	1st	2nd	3rd	4th	Total	Finish	Money
2000	72	70	74	70	286	T72	\$7,720.00
2001	67	65	73	75	280	T77	\$8,325.00
2002	76	74			150	Cut	\$0.00
Total							\$16,045.00

## Fryer, Larry (77.25)

Year	1st	2nd	3rd	4th	Total	Finish	Money
1973	79	78			157	Cut	\$0.00
1976	78	74			152	Cut	\$0.00
Total							\$0.00

## Fulton, Ken (73.00)

Year	1st	2nd	3rd	4th	Total	Finish	Money
1969	73	74	74	71	292	T49	\$180.00
Total							\$180.00

## Funk, Fred (70.42)

Year	1st	2nd	3rd	4th	Total	Finish	Money
1989	71	71			142	Cut	\$0.00
1990	71	71	67		209	T7	\$30,125.00
1991	69	76			145	Cut	\$0.00
1992	73	66	71		210	T68	\$2,222.00
1993	74	71			145	Cut	\$0.00
1999	66	74			140	Cut	\$0.00
2001	68	71	70	69	278	T68	\$9,000.00
2002	67	69	70	71	277	T22	\$46,080.00
2004	72	71			143	Cut	\$0.00
2005	67	75			142	Cut	\$0.00
Total							\$87,427.00

## Funseth, Rod (71.38)

Year	1st	2nd	3rd	4th	Total	Finish	Money
1968	81	71			152	Cut	\$0.00
1975	69	68	66	70	273	T4	\$7,700.00
1976	76	70			146	Cut	\$0.00
Total							\$7,700.00

## Furgol, Ed (75.00)

Year	1st	2nd	3rd	4th	Total	Finish	Money
1971	75	75			150	Cut	\$0.00
Total							\$0.00

## Furyk, Jim (68.68)

Year	1st	2nd	3rd	4th	Total	Finish	Money
1994	71	70			141	Cut	\$0.00
1996	67	73	65	68	273	T23	\$12,975.00
1997	63	67	67	71	268	T5	\$56,957.10
1998	66	70	68	69	273	T15	\$41,250.00
2000	73	66	73	65	277	T20	\$44,960.00
2001	72	66	66	69	273	T37	\$19,800.00
2002	71	73			144	Cut	\$0.00
2003	64	70	70	66	270	5	\$224,000.00
2005	68	69	69	67	273	T18	\$70,266.60
2006	70	73			143	Cut	\$0.00
Total							\$470,208.70

## Gainey, Tommy (72.94)

Year	1st	2nd	3rd	4th	Total	Finish	Money
2008	72	72			144	Cut	\$0.00
2011	72	71	76	80	299	73	\$12,740.00
2012	72	76			148	Cut	\$0.00
2013	70	74			144	Cut	\$0.00
2014	73	70			143	Cut	\$0.00
Total							\$12,740.00

## Gallagher, Jeff (69.58)

Year	1st	2nd	3rd	4th	Total	Finish	Money
1996	71	69	67	66	273	T23	\$12,975.00
1998	69	69	74	76	288	79	\$4,550.00
1999	67	62	74	71	274	T18	\$37,800.00
Total							\$55,325.00

## Gallagher, Jr., Jim (70.93)

Year	1st	2nd	3rd	4th	Total	Finish	Money
1984	82	80			162	Cut	\$0.00
1986	68	67	71	73	279	T32	\$3,260.00
1987	72	68			140	Cut	\$0.00
1989	69	69			138	Cut	\$0.00
1999	71	64	73	66	274	T18	\$37,800.00
Total							\$41,060.00

## Galloway, Bill (75.00)

Year	1st	2nd	3rd	4th	Total	Finish	Money
1980	75	75			150	Cut	\$0.00
Total							\$0.00

## Galvin, Tom (78.00)

Year	1st	2nd	3rd	4th	Total	Finish	Money
1986	81	75			156	Cut	\$0.00
Total							\$0.00

## Gamez, Robert (71.27)

Year	1st	2nd	3rd	4th	Total	Finish	Money
1992	73	70			143	Cut	\$0.00
1994	69	70			139	T50	\$2,732.80
2003	66	66	74	68	274	T19	\$60,900.00
2004	71	74			145	Cut	\$0.00
2005	72	70			142	Cut	\$0.00
2006	72	69	72	71	284	71	\$12,276.00
2007	80	67			147	Cut	\$0.00
2008	73	72			145	Cut	\$0.00
2011	68	72	74	75	289	T49	\$16,336.60
2012	74	68	73		215	T72	\$12,675.00
Total							\$104,920.40

## Gangluff, Stephen (72.40)

Year	1st	2nd	3rd	4th	Total	Finish	Money
2012	71	71	78		220	79	\$11,830.00
2013	72	70			142	Cut	\$0.00
Total							\$11,830.00

## Garber, Joey (68.25)

Year	1st	2nd	3rd	4th	Total	Finish	Money
2019	68	69	66	70	273	T29	\$50,230.84
Total							\$50,230.84

## Garcia, Sergio (69.13)

Year	1st	2nd	3rd	4th	Total	Finish	Money
1999	62	67	71	69	269	T3	\$144,000.00
2000	68	70	68	70	276	T15	\$64,000.00
2001	71	68	64	65	268	T8	\$130,500.00
2002	69	74			143	Cut	\$0.00
2003	72	69			141	Cut	\$0.00
2004	66	68	65	71	270	1	\$1,044,000.00
2005	71	68	66	70	275	T35	\$30,566.00
2006	75	68			143	Cut	\$0.00
2007	71	70	71	75	287	70	\$12,726.00
2008	71	70	65	75	281	T19	\$69,600.00
2011	66	66	74	77	283	T20	\$70,416.60
2016	63	66	68	68	265	1	\$1,314,000.00
2017	73	65	64	74	276	T20	\$78,214.20
2018	72	69			141	Cut	\$0.00
Total							\$2,958,022.80

## Gardiner, Scott (70.50)

Year	1st	2nd	3rd	4th	Total	Finish	Money
2013	67	78			145	Cut	\$0.00
2014	70	69	67	72	278	T37	\$30,403.10
Total							\$30,403.10

## Gardner, Buddy (71.97)

Year	1st	2nd	3rd	4th	Total	Finish	Money
1978	75	69	68	74	286	T51	\$475.00
1979	73	72	71	77	293	T59	\$663.00
1980	73	78			151	Cut	\$0.00
1981	69	77	74	75	295	T55	\$681.00
1983	73	69	71	71	284	T28	\$2,660.00
1984	76	72	69	74	291	T50	\$1,196.60
1985	67	68	73	72	280	T15	\$8,500.00
1986	70	69	76	72	287	T75	\$1,134.00
1989	69	68	68	70	275	T40	\$3,504.40
1990	76	73			149	Cut	\$0.00
Total							\$18,814.00

## Garner, Tom (71.75)

Year	1st	2nd	3rd	4th	Total	Finish	Money
1987	72	78			150	Cut	\$0.00
1994	67	70			137	T28	\$6,737.10
Total							\$6,737.10

## Garnett, Brice (69.50)

Year	1st	2nd	3rd	4th	Total	Finish	Money
2014	69	70	68	70	277	T29	\$43,944.30
2016	71	69			140	Cut	\$0.00
Total							\$43,944.30

## Garrett, Bill (74.45)

Year	1st	2nd	3rd	4th	Total	Finish	Money
1968	78	73			151	Cut	\$0.00
1969	74	73	76	77	300	T69	\$160.00
1970	72	74	70	73	289	T50	\$165.20
1971	74	70	74	78	296	77	\$172.00
1972	73	71	76	76	296	T75	\$156.20
1974	75	78			153	Cut	\$0.00
1976	76	77			153	Cut	\$0.00
Total							\$653.40

## Garrigus, Robert (69.93)

Year	1st	2nd	3rd	4th	Total	Finish	Money
2006	73	75			148	Cut	\$0.00
2007	72	67	70	74	283	T62	\$13,419.00
2008	73	75			148	Cut	\$0.00
2009	70	66	69	67	272	T16	\$91,185.70
2010	69	65	73	71	278	T26	\$49,616.60
2011	70	69	75	69	283	T20	\$70,416.60
2012	71	70	68	66	275	T9	\$156,000.00
2013	70	76			146	Cut	\$0.00
2014	74	64	68	71	277	T29	\$43,944.30
2015	70	67	71		208	T78	\$12,993.00
2016	65	70	66	66	267	T4	\$264,625.00
2017	76	73			149	Cut	\$0.00
2018	66	69	71	67	273	T21	\$80,080.00
Total							\$782,280.20

# Player Year-by-Year Results

## Gay, Brian (70.00)

Year	1st	2nd	3rd	4th	Total	Finish	Money
2000	75	67	69	68	279	T30	\$26,000.00
2001	68	68	69	69	274	T43	\$13,702.50
2002	68	67	75	74	284	T62	\$10,176.00
2003	77	75			152	Cut	\$0.00
2004	69	72			141	Cut	\$0.00
2005	75	68			143	Cut	\$0.00
2006	69	69	68	69	275	T19	\$83,700.00
2007	71	72			143	Cut	\$0.00
2008	72	67	68	72	279	T7	\$179,733.30
2009	70	71			141	Cut	\$0.00
2010	72	68	69	63	272	T2	\$485,333.30
2011	71	72	69	70	282	T14	\$107,250.00
2012	71	71	71	70	283	T56	\$14,430.00
2013	72	70			142	Cut	\$0.00
2014	71	67	72	71	281	T57	\$15,663.00
2016	70	69			139	Cut	\$0.00
2017	72	70	67	71	280	T50	\$18,090.00
2018	67	62	72	69	270	T2	\$177,100.00
2019	68	72	69	71	280	T69	\$15,800.00
Total							\$1,146,978.17

## Gee, Bobby (72.50)

Year	1st	2nd	3rd	4th	Total	Finish	Money
1994	76	69			145	Cut	\$0.00
Total							\$0.00

## Geiberger, Al (72.25)

Year	1st	2nd	3rd	4th	Total	Finish	Money
1968	73	73	73	71	290	T50	\$50.00
1976	73	72	71	71	287	T41	\$780.00
1977	71	71	71	72	285	T17	\$2,500.00
1978	71	70	73	70	284	T35	\$923.70
1980	72	75			147	T66	\$609.00
1981	72	80			152	Cut	\$0.00
1982	69	71	74	70	284	T49	\$873.20
1983	77	69			146	Cut	\$0.00
1984	71	76	73	74	294	T65	\$1,040.00
1985	68	69	72	74	283	T30	\$2,906.20
Total							\$9,682.10

## Geiberger, Brent (69.70)

Year	1st	2nd	3rd	4th	Total	Finish	Money
1997	69	68	67	68	272	T27	\$13,320.00
1998	70	74			144	Cut	\$0.00
1999	66	71	66	76	279	T46	\$8,316.00
2000	75	69			144	Cut	\$0.00
2001	68	68	68	68	272	T28	\$28,050.00
2002	69	69	73	68	279	T35	\$24,180.00
2003	66	71	71	71	279	T44	\$16,184.00
2004	69	73			142	Cut	\$0.00
2006	71	68	71	70	280	T48	\$15,141.70
Total							\$105,191.70

## Gentile, John (74.25)

Year	1st	2nd	3rd	4th	Total	Finish	Money
1972	78	68			146	Cut	\$0.00
1976	78	73			151	Cut	\$0.00
Total							\$0.00

## Gers, Chris (74.83)

Year	1st	2nd	3rd	4th	Total	Finish	Money
1968	80	75			155	Cut	\$0.00
1969	74	74	76	70	294	T58	\$160.00
Total							\$160.00

## Ghim, Doug (67.25)

Year	1st	2nd	3rd	4th	Total	Finish	Money
2019	69	66	66	68	269	T12	\$154,840.00
Total							\$154,840.00

## Gibbs, Phil (75.00)

Year	1st	2nd	3rd	4th	Total	Finish	Money
1970	78	72			150	Cut	\$0.00
Total							\$0.00

## Gibson, Charlie L. (73.00)

Year	1st	2nd	3rd	4th	Total	Finish	Money
1981	74	74			148	Cut	\$0.00
1982	71	69	78	72	290	T73	\$668.50
Total							\$668.50

## Gibson, Kelly (72.71)

Year	1st	2nd	3rd	4th	Total	Finish	Money
1992	75	76			151	Cut	\$0.00
1993	77	66			143	Cut	\$0.00
1994	76	72			148	Cut	\$0.00
1995	70	78			148	Cut	\$0.00
1996	73	68			141	Cut	\$0.00
1997	69	72			141	Cut	\$0.00
1998	75	71			146	Cut	\$0.00
Total							\$0.00

## Gibson, Rhein (69.50)

Year	1st	2nd	3rd	4th	Total	Finish	Money
2016	67	68	72	71	278	T66	\$14,746.00
Total							\$14,746.00

## Gilbert, Gibby (72.26)

Year	1st	2nd	3rd	4th	Total	Finish	Money
1968	76	71	72	76	295	T66	\$0.00
1970	73	72	74	68	287	T35	\$530.00
1971	73	69	67	80	289	T54	\$172.40
1973	76	74			150	Cut	\$0.00
1975	72	73			145	Cut	\$0.00
1976	69	70	72	74	285	T28	\$1,330.00
1978	76	69	73	69	287	T55	\$430.00
1979	72	71	72	72	287	T37	\$1,410.00
1980	73	75			148	Cut	\$0.00
1981	73	71	73	73	290	T24	\$2,557.50
1982	71	70	69	77	287	T59	\$763.00
1985	72	67	75	71	285	T47	\$1,268.70
Total							\$8,461.60

## Gilder, Bob (71.33)

Year	1st	2nd	3rd	4th	Total	Finish	Money
1976	74	73			147	Cut	\$0.00
1977	73	74	76	74	297	T62	\$360.00
1978	69	76	70	70	285	T43	\$607.50
1979	67	78	74	70	289	T45	\$903.00
1980	68	73	73	74	288	T36	\$1,352.10
1981	73	69	75	72	289	T20	\$3,495.00
1982	67	65	67	67	266	1	\$63,000.00
1983	74	68	77	72	291	T55	\$896.00
1984	79	74			153	Cut	\$0.00
1986	72	71	74	68	285	T69	\$1,200.00
1987	74	67			141	Cut	\$0.00
1988	69	67	69	76	281	T41	\$2,486.60
1989	74	68			142	Cut	\$0.00
1990	71	78			149	Cut	\$0.00
1991	73	68	69	76	286	T65	\$2,277.00
1992	68	70	69		207	T47	\$2,791.20
1993	75	70			145	Cut	\$0.00
1994	67	67			134	T8	\$31,200.00
1995	70	67	73	66	276	T48	\$3,231.40
1996	72	71			143	Cut	\$0.00
Total							\$113,799.80

## Gillis, Tom (70.83)

Year	1st	2nd	3rd	4th	Total	Finish	Money
2003	69	74			143	Cut	\$0.00
2005	69	70	68	73	280	T58	\$13,578.00
2010	71	70			141	Cut	\$0.00
2011	69	72	80	80	301	74	\$12,610.00
2013	69	63	67	76	275	T12	\$131,320.00
2015	66	71	74		211	87	\$11,928.00
2016	69	67	71	71	278	T66	\$14,746.00
Total							\$184,182.00

## Glanton, Ronny (78.57)

Year	1st	2nd	3rd	4th	Total	Finish	Money
1987	77	79			156	Cut	\$0.00
1988	78	78			156	Cut	\$0.00
1989	81	78			159	Cut	\$0.00
1990	86	85			171	Cut	\$0.00
1992	74	78			152	Cut	\$0.00
1993	79	74			153	Cut	\$0.00
2000	77	76			153	Cut	\$0.00
Total							\$0.00

## Glasson, Bill (71.60)

Year	1st	2nd	3rd	4th	Total	Finish	Money
1984	74	76			150	Cut	\$0.00
1985	78	78			WD		\$0.00
1992	68	66	67		201	T8	\$31,900.00
1993	74	71			145	Cut	\$0.00
2001	72	70			142	Cut	\$0.00
Total							\$31,900.00

## Gleaton, Tom (71.25)

Year	1st	2nd	3rd	4th	Total	Finish	Money
1986	72	68	74	71	285	T69	\$1,200.00
Total							\$1,200.00

## Glenz, David (73.13)

Year	1st	2nd	3rd	4th	Total	Finish	Money
1972	71	72	67	77	287	T46	\$246.00
1974	72	76			148	Cut	\$0.00
1975	72	78			150	Cut	\$0.00
Total							\$246.00

## Glisson, Billy (73.50)

Year	1st	2nd	3rd	4th	Total	Finish	Money
1982	76	71			147	Cut	\$0.00
Total							\$0.00

## Glover, Lucas (71.25)

Year	1st	2nd	3rd	4th	Total	Finish	Money
2004	70	76			146	Cut	\$0.00
2016	72	67			139	Cut	\$0.00
Total							\$0.00

## Goalby, Bob (74.83)

Year	1st	2nd	3rd	4th	Total	Finish	Money
1968	74	75			149	Cut	\$0.00
1971	73	78			151	Cut	\$0.00
1977	75	74			149	Cut	\$0.00
Total							\$0.00

## Goetz, Bob (77.00)

Year	1st	2nd	3rd	4th	Total	Finish	Money
1974	79	73			152	Cut	\$0.00
1976	79	74			153	Cut	\$0.00
1977	80	77			157	Cut	\$0.00
1978	79	78			157	Cut	\$0.00
1979	78	73			151	Cut	\$0.00
					Total		\$0.00

# Player Year-by-Year Results

## Goin, Ted (74.67)

Year	1st	2nd	3rd	4th Total	Finish	Money
1980	75	76		151	Cut	\$0.00
1981	73	72	74	219	T60	\$654.00
				Total		\$654.00

## Golding, Kevin (76.00)

Year	1st	2nd	3rd	4th Total	Finish	Money
2015	80	72		152	Cut	\$0.00
				Total		\$0.00

## Goldstrand, Joel (73.29)

Year	1st	2nd	3rd	4th Total	Finish	Money
1968	75	70	69	214	T45	\$250.00
1969	73	75	75	223	T69	\$160.00
1970	75	70	76	221	T41	\$336.60
1972	74	76		150	Cut	\$0.00
				Total		\$746.60

## Gomez, Fabian (71.25)

Year	1st	2nd	3rd	4th Total	Finish	Money
2011	73	78		151	Cut	\$0.00
2013	72	70		142	Cut	\$0.00
2015	70	69		139	Cut	\$0.00
2018	69	69	73	211	T32	\$39,116.00
2019	75	73		148	Cut	\$0.00
				Total		\$39,116.00

## Gomez, Jaime (69.00)

Year	1st	2nd	3rd	4th Total	Finish	Money
1993	74	66	68	208	T26	\$8,520.00
				Total		\$8,520.00

## Gonsalves, Gil (78.00)

Year	1st	2nd	3rd	4th Total	Finish	Money
1973	78	78		156	Cut	\$0.00
				Total		\$0.00

## Gonzales, Andres (70.63)

Year	1st	2nd	3rd	4th Total	Finish	Money
2011	73	71		144	Cut	\$0.00
2012	66	72	69	207	T19	\$78,780.00
2013	70	76		146	Cut	\$0.00
2015	70	74		144	Cut	\$0.00
2016	71	67	67	205	T34	\$36,082.86
2017	77	70	0	147	Cut	\$0.00
				Total		\$114,862.86

## Gonzalez, Ernie (75.75)

Year	1st	2nd	3rd	4th Total	Finish	Money
1985	79	71		150	Cut	\$0.00
1986	78	75		153	Cut	\$0.00
				Total		\$0.00

## Goosen, Retief (70.36)

Year	1st	2nd	3rd	4th Total	Finish	Money
2005	70	71		141	Cut	\$0.00
2014	70	65	71	206	T37	\$30,403.10
2015	77			77	WD	\$0.00
				Total		\$30,403.10

## Goosie, J.C. (72.00)

Year	1st	2nd	3rd	4th Total	Finish	Money
1969	72	72	72	216	T27	\$725.00
				Total		\$725.00

## Gordon, Scott (72.00)

Year	1st	2nd	3rd	4th Total	Finish	Money
2011	70	71	72	213	T45	\$20,800.00
				Total		\$20,800.00

## Gore, Jason (70.70)

Year	1st	2nd	3rd	4th Total	Finish	Money
2001	65	69	72	206	T79	\$8,100.00
2003	71	68	71	210	T36	\$26,950.00
2006	73	72		145	Cut	\$0.00
2007	71	66	73	210	T44	\$18,594.00
2010	75	70		145	Cut	\$0.00
2015	73	73		146	Cut	\$0.00
2016	72	68		140	Cut	\$0.00
				Total		\$53,644.00

## Gossett, David (71.50)

Year	1st	2nd	3rd	4th Total	Finish	Money
2002	64	71	79	214	T62	\$10,176.00
2003	69	71	75	215	T75	\$10,472.00
				Total		\$20,648.00

## Gotsche, Steve (70.88)

Year	1st	2nd	3rd	4th Total	Finish	Money
1994	75	70		145	Cut	\$0.00
1995	66	69	72	207	T48	\$3,231.40
2000	77	69		146	Cut	\$0.00
				Total		\$3,231.40

## Gove, Jeff (70.50)

Year	1st	2nd	3rd	4th Total	Finish	Money
2006	73	71		144	Cut	\$0.00
2007	70	68	71	209	T51	\$15,025.50
2008	69	71	70	210	T13	\$113,066.60
2010	70	67	74	211	T32	\$35,316.60
2013	73	70		143	Cut	\$0.00
				Total		\$163,408.70

## Gove, Mike (74.75)

Year	1st	2nd	3rd	4th Total	Finish	Money
1983	76	79		155	Cut	\$0.00
1984	76	76		152	Cut	\$0.00
1985	75	71		146	Cut	\$0.00
1986	74	71		145	Cut	\$0.00
				Total		\$0.00

## Gow, Paul (72.20)

Year	1st	2nd	3rd	4th Total	Finish	Money
2002	70	69	78	217	T76	\$8,976.00
2005	66	72	71	209	T58	\$13,578.00
2007	74	77		151	Cut	\$0.00
				Total		\$22,554.00

## Goydos, Paul (70.63)

Year	1st	2nd	3rd	4th Total	Finish	Money
1993	72	69	75	216	T76	\$2,268.00
1994	73	66		139	T50	\$2,732.80
1995	69	67	73	210	T78	\$2,366.00
1996	70	67	72	209	T64	\$3,060.00
1997	72	67		139	Cut	\$0.00
1998	72	66	69	207	T63	\$5,225.00
1999	62	76	66	204	T9	\$81,000.00
2000	73			73	WD	\$0.00
2001	70	71		141	Cut	\$0.00
2003	68	73		141	Cut	\$0.00
2006	73	70		143	Cut	\$0.00
2007	73	73		146	Cut	\$0.00
2008	76	73		149	Cut	\$0.00
				Total		\$96,651.80

## Grace, Branden (67.88)

Year	1st	2nd	3rd	4th Total	Finish	Money
2018	66	68	69	203	T3	\$400,400.00
2019	69	70	66	205	T63	\$16,669.00
				Total		\$417,069.00

## Grady, Wayne (70.62)

Year	1st	2nd	3rd	4th Total	Finish	Money
1984	68	74	72	214	T50	\$1,196.60
1986	72	70	71	213	T47	\$1,581.00
1989	67	70	68	205	T18	\$12,600.00
1990	71	71	70	212	T20	\$10,087.50
1992	68	71	64	203	T14	\$17,600.00
1993	74	68		142	Cut	\$0.00
1994	71	70		141	Cut	\$0.00
1996	74	71		145	Cut	\$0.00
1998	76	73		149	Cut	\$0.00
				Total		\$43,065.10

## Graham, David (70.86)

Year	1st	2nd	3rd	4th Total	Finish	Money
1973	67	71	77	215	T18	\$1,533.00
1974	72	71	70	213	T33	\$848.90
1975	71	72	66	209	T17	\$2,362.50
1976	70	70	72	212	T8	\$4,487.50
1977	74	71	68	213	T6	\$6,500.00
1978	71	69	73	213	T10	\$4,100.00
1979	72	83		155	Cut	\$0.00
1980	78	68	70	216	T36	\$1,352.10
1981	72	75		147	Cut	\$0.00
1982	68	69	66	203	T3	\$18,200.00
1983	74	70	74	218	T62	\$848.00
1984	72	76	66	214	T18	\$6,750.00
1985	72	72		144	Cut	\$0.00
1986	72	67	68	207	T19	\$7,020.00
1987	71	70		141	Cut	\$0.00
1988	68	69	67	204	T3	\$43,500.00
1989	68	68	72	208	T68	\$2,000.00
1990	73	73		146	Cut	\$0.00
1991	70	71	79	220	T76	\$2,057.00
				Total		\$101,559.00

## Graham, Lou (75.17)

Year	1st	2nd	3rd	4th Total	Finish	Money
1968	78	74		152	Cut	\$0.00
1969	72	72	76	220	T67	\$160.00
				Total		\$160.00

## Graham, Tim (69.50)

Year	1st	2nd	3rd	4th Total	Finish	Money
1982	68	74	67	209	T19	\$4,725.00
				Total		\$4,725.00

## Grant, Jim (73.50)

Year	1st	2nd	3rd	4th Total	Finish	Money
1972	73	74		147	Cut	\$0.00
				Total		\$0.00

## Gravley, Mike (76.50)

Year	1st	2nd	3rd	4th Total	Finish	Money
1982	73	80		153	Cut	\$0.00
				Total		\$0.00

## Gray, David (80.00)

Year	1st	2nd	3rd	4th Total	Finish	Money
1976	83	77		160	Cut	\$0.00
				Total		\$0.00

## Gray, Thomas (73.14)

Year	1st	2nd	3rd	4th Total	Finish	Money
1981	72	73	79	224	T4	\$576.00
1982	71	70	71	212	T31	\$1,942.50
1983	70	73	72	215	T38	\$1,560.00
1984	76	77		153	Cut	\$0.00
				Total		\$4,078.50

## Green, Hubert (71.50)

Year	1st	2nd	3rd	4th Total	Finish	Money
1971	71	69	75	215	T46	\$300.00
1972	73	70	73	216	T46	\$246.00
1975	69	70	69	208	T28	\$1,190.20
1979	71	70	75	216	T24	\$2,321.20
1983	74	71	74	219	T62	\$848.00
1984	73	73	73	219	T44	\$1,511.60
1985	72	70	68	210	T38	\$1,950.00
1987	70	70		140	Cut	\$0.00
1988	74	71		145	Cut	\$0.00
1992	70	75		145	Cut	\$0.00
1994	71	69		140	T65	\$2,304.00
1995	73	70		143	Cut	\$0.00
				Total		\$10,671.00



# Player Year-by-Year Results

## Green, Jimmy (69.83)

Year	1st	2nd	3rd	4th	Total	Finish	Money
1997	67	72			139	Cut	\$0.00
1999	69	71			140	Cut	\$0.00
2001	73	67			140	Cut	\$0.00
					Total		\$0.00

## Green, Ken (71.43)

Year	1st	2nd	3rd	4th	Total	Finish	Money
1983	72	72	72	72	288	T47	\$1,076.00
1984	80	74			154	Cut	\$0.00
1985	69	71	72	70	282	T23	\$4,214.20
1988	73	66	69	71	279	T30	\$4,657.80
1989	69	66	70	71	276	T49	\$2,468.00
1990	71	77			148	Cut	\$0.00
1991	70	72	73	76	291	T76	\$2,057.00
1992	72	70			142	Cut	\$0.00
1994	69	69			138	T42	\$3,861.00
1996	73	72			145	Cut	\$0.00
					Total		\$18,334.00

## Green, Nathan (70.61)

Year	1st	2nd	3rd	4th	Total	Finish	Money
2006	67	72	70	71	280	T48	\$15,141.70
2007	67	70	73	67	277	T29	\$36,729.00
2008	72	71	74	75	292	T68	\$12,864.00
2009	70	69	66	71	276	T45	\$18,218.50
2010	67	70	76	75	288	T63	\$13,845.00
2011	75	73			148	Cut	\$0.00
2012	68	71	70	73	282	T49	\$15,748.50
2013	67	68	68	76	279	T33	\$32,495.00
					Total		\$145,041.70

## Greene, Bert (71.11)

Year	1st	2nd	3rd	4th	Total	Finish	Money
1968	75	71	67	72	285	T24	\$752.20
1969	66	71	73	70	280	T5	\$3,633.30
1970	74	74	69	68	285	T27	\$770.00
1971	73	71	72	68	284	T27	\$869.00
1972	74	72			146	Cut	\$0.00
1973	70	70	70	71	281	5	\$6,150.00
1974	70	74	70	69	283	T36	\$738.40
1975	71	76			147	Cut	\$0.00
					Total		\$12,912.90

## Greenwood, Bobby (72.69)

Year	1st	2nd	3rd	4th	Total	Finish	Money
1970	72	69	70	71	282	T11	\$1,900.00
1971	76	70	75	74	295	T75	\$172.00
1972	70	73	74	72	289	T59	\$156.20
1975	79				79	WD	\$0.00
					Total		\$2,228.20

## Gregson, Malcolm (77.50)

Year	1st	2nd	3rd	4th	Total	Finish	Money
1969	76	79			155	Cut	\$0.00
					Total		\$0.00

## Gribble, Cody (70.09)

Year	1st	2nd	3rd	4th	Total	Finish	Money
2015	72	66	70		208	T78	\$12,993.00
2017	76	68			144	Cut	\$0.00
2018	71	67	68	69	275	T32	\$39,116.00
2019	71	73			144	Cut	\$0.00
					Total		\$52,109.00

## Grimes, Tony (69.67)

Year	1st	2nd	3rd	4th	Total	Finish	Money
1987	68	71	66	70	275	T35	\$2,895.00
1989	71	72			143	Cut	\$0.00
					Total		\$2,895.00

## Grob, Mike (70.75)

Year	1st	2nd	3rd	4th	Total	Finish	Money
2003	68	72	75	68	283	T65	\$11,536.00
					Total		\$11,536.00

## Groh, Gary (73.43)

Year	1st	2nd	3rd	4th	Total	Finish	Money
1970	76	75			151	Cut	\$0.00
1972	74	70	70	70	284	T29	\$800.00
1974	72	73			145	Cut	\$0.00
1975	70	74			144	Cut	\$0.00
1976	78	77			155	Cut	\$0.00
1978	78	71			149	Cut	\$0.00
					Total		\$800.00

## Gronberg, Mathias (71.67)

Year	1st	2nd	3rd	4th	Total	Finish	Money
2006	73	70			143	Cut	\$0.00
2007	71	70	69	71	281	T55	\$14,238.00
2008	76	71			147	Cut	\$0.00
2009	72	70			142	Cut	\$0.00
2010	73	74			147	Cut	\$0.00
					Total		\$14,238.00

## Grunewald, Kelly (72.33)

Year	1st	2nd	3rd	4th	Total	Finish	Money
1995	70	74			144	Cut	\$0.00
1997	72	71			143	Cut	\$0.00
1999	74	73			147	Cut	\$0.00
					Total		\$0.00

## Grygiel, Jeff (72.00)

Year	1st	2nd	3rd	4th	Total	Finish	Money
1986	71	73			144	Cut	\$0.00
					Total		\$0.00

## Gullion, Joey (71.67)

Year	1st	2nd	3rd	4th	Total	Finish	Money
1996	69	70	74	70	283	78	\$2,760.00
2000	72	75			147	Cut	\$0.00
					Total		\$2,760.00

## Gumlia, Dave (76.17)

Year	1st	2nd	3rd	4th	Total	Finish	Money
1968	79	73			152	Cut	\$0.00
1969	75	76			151	Cut	\$0.00
1970	79	75			154	Cut	\$0.00
					Total		\$0.00

## Gump, Scott (70.40)

Year	1st	2nd	3rd	4th	Total	Finish	Money
1991	72	73			145	Cut	\$0.00
1992	70	66	70		206	T39	\$4,180.00
1993	75	73			148	Cut	\$0.00
1995	71	71			142	Cut	\$0.00
1996	72	65	73	69	279	T64	\$3,060.00
1997	70	63	73	71	277	T48	\$4,524.00
1998	65	70	69	73	277	T43	\$7,612.50
2000	71	67	76	72	286	T72	\$7,720.00
					Total		\$27,096.50

## Guthrie, Luke (69.92)

Year	1st	2nd	3rd	4th	Total	Finish	Money
2014	69	72	71	73	285	70	\$13,938.00
2015	69	65	67	74	275	T60	\$15,407.00
2016	70	68	67	74	279	73	\$14,162.00
					Total		\$43,507.00

## Gutschewski, Scott (72.00)

Year	1st	2nd	3rd	4th	Total	Finish	Money
2005	73	72			145	Cut	\$0.00
2009	68	72			140	Cut	\$0.00
2011	69	78			147	Cut	\$0.00
					Total		\$0.00

## Guttenberg, Mark (80.00)

Year	1st	2nd	3rd	4th	Total	Finish	Money
1982	79	81			160	Cut	\$0.00
					Total		\$0.00

## Haas, Bill (70.58)

Year	1st	2nd	3rd	4th	Total	Finish	Money
1970	72	73	74	72	291	T58	\$142.80
					Total		\$142.80

## Haas, Fred (72.75)

Year	1st	2nd	3rd	4th	Total	Finish	Money
2001	73	69			142	Cut	\$0.00
2005	72	73			145	Cut	\$0.00
2011	70	72	69	71	282	T14	\$107,250.00
2012	69	73	69	72	283	T56	\$14,430.00
					Total		\$121,680.00

## Haas, Hunter (70.94)

Year	1st	2nd	3rd	4th	Total	Finish	Money
2001	73	69			142	Cut	\$0.00
2005	72	73			145	Cut	\$0.00

## Haas, Jay (70.83)

1980	70	75	71	71	287	T31	\$1,779.00
1981	75	71	73	72	291	T28	\$1,830.00
1984	70	72	70	75	287	T28	\$3,253.70
1985	78				78	DQ	\$0.00
1991	69	70	65	75	279	T23	\$9,271.40
1992	65	66	69		200	T5	\$40,150.00
1993	70	71	70	71	282	T63	\$2,556.00
1994	71	68			139	T50	\$2,732.80
1995	71	71			142	Cut	\$0.00
1996	69	68	65	71	273	T23	\$12,975.00
1997	73	66			139	Cut	\$0.00
1998	74	72			146	Cut	\$0.00
					Total		\$82,797.90

## Haas, Jerry (72.13)

Year	1st	2nd	3rd	4th	Total	Finish	Money
1990	75	79			154	Cut	\$0.00
1991	72	69	69	72	282	T37	\$4,840.00
1995	70	71			141	Cut	\$0.00
					Total		\$4,840.00

## Hadley, Chesson (72.00)

Year	1st	2nd	3rd	4th	Total	Finish	Money
2016	73	71			144	Cut	\$0.00
					Total		\$0.00

## Hadlock, Mike (75.50)

Year	1st	2nd	3rd	4th	Total	Finish	Money
1968	74	77			151	Cut	\$0.00
					Total		\$0.00

## Hadwin, Adam (69.50)

Year	1st	2nd	3rd	4th	Total	Finish	Money
2015	69	67	69	75	280	T71	\$13,987.00
2016	66	66	69	75	276	T58	\$16,060.00
					Total		\$30,047.00

## Hager, Joe (74.39)

Year	1st	2nd	3rd	4th	Total	Finish	Money
1979	71	72	75	73	291	T51	\$715.50
1980	76	72			148	Cut	\$0.00
1981	81	75			156	Cut	\$0.00
1982	72	75			147	Cut	\$0.00
1983	77	73			150	Cut	\$0.00
1992	76	75			151	Cut	\$0.00
1995	76	72			148	Cut	\$0.00
1997	72	76			148	Cut	\$0.00
					Total		\$715.50



# Player Year-by-Year Results

## Haley II, Paul (73.00)

Year	1st	2nd	3rd	4th	Total	Finish	Money
2012	73	74			147	Cut	\$0.00
2013	72	73			145	Cut	\$0.00
					Total		\$0.00

## Hall, Bill (75.00)

Year	1st	2nd	3rd	4th	Total	Finish	Money
1978	76	74			150	Cut	\$0.00
					Total		\$0.00

## Hallberg, Gary (70.56)

Year	1st	2nd	3rd	4th	Total	Finish	Money
1981	76	69	76	78	299	T65	\$621.00
1984	74	72	68	73	287	T28	\$3,253.70
1987	65	72	64	70	271	T12	\$12,600.00
1989	68	71			139	Cut	\$0.00
1990	75	68	69		212	T20	\$10,087.50
1991	72	64	69	71	276	T12	\$20,900.00
1992	66	69	69		204	T21	\$10,326.20
1993	71	69	71	68	279	T50	\$2,872.00
1994	69	71			140	T65	\$2,304.00
1995	71	72			143	Cut	\$0.00
1996	73	76			149	Cut	\$0.00
					Total		\$62,964.40

## Halldorson, Dan (70.82)

Year	1st	2nd	3rd	4th	Total	Finish	Money
1980	72	68	68	76	284	T18	\$4,050.00
1981	71	75	76	74	296	59	\$666.00
1982	68	68	69	68	273	T3	\$18,200.00
1984	76	73	73	69	291	T50	\$1,196.60
1985	67	71	76	70	284	T38	\$1,950.00
1986	72	69	64	70	275	T8	\$16,800.00
1988	71	74			145	Cut	\$0.00
1989	65	65	70	73	273	T24	\$7,914.20
1991	69	72	71	75	287	T69	\$2,200.00
1992	70	70			140	Cut	\$0.00
1993	75	68			143	Cut	\$0.00
					Total		\$52,976.80

## Hallet, Jim (70.40)

Year	1st	2nd	3rd	4th	Total	Finish	Money
1988	72	69	68	67	276	T13	\$12,857.10
1989	69	69			138	Cut	\$0.00
1990	74	73			147	Cut	\$0.00
1991	76	68			144	Cut	\$0.00
1992	65	70	69		204	T21	\$10,326.20
1993	74	73			147	Cut	\$0.00
					Total		\$23,183.30

## Hamarik, John (78.00)

Year	1st	2nd	3rd	4th	Total	Finish	Money
1984	80	76			156	Cut	\$0.00
					Total		\$0.00

## Hamilton, Greg (74.00)

Year	1st	2nd	3rd	4th	Total	Finish	Money
1990	75	73			148	Cut	\$0.00
					Total		\$0.00

## Hamilton, Todd (71.29)

Year	1st	2nd	3rd	4th	Total	Finish	Money
2004	74	65	70	72	281	T59	\$12,470.00
2005	67	67	65	74	273	T18	\$70,266.60
2006	72	75			147	Cut	\$0.00
2007	71	73			144	Cut	\$0.00
2008	71	68	74	78	291	T66	\$13,248.00
2009	71	67	71	69	278	T60	\$14,040.00
2010	74	78			152	Cut	\$0.00
2011	72	79			151	Cut	\$0.00
2012	70	70	71	68	279	T29	\$40,439.20
					Total		\$150,463.80

## Hammer, Laurie (75.25)

Year	1st	2nd	3rd	4th	Total	Finish	Money
1968	74	74			148	Cut	\$0.00
1969	73	80			153	Cut	\$0.00
					Total		\$0.00

## Hammond, Donnie (69.94)

Year	1st	2nd	3rd	4th	Total	Finish	Money
1983	72	67	73	74	286	37	\$1,960.00
1984	75	72	68	68	283	14	\$9,500.00
1985	67	75	71	73	286	T55	\$1,120.00
1987	68	63	68	69	268	T4	\$26,400.00
1988	69	74	73	65	281	T41	\$2,486.60
1990	78	74			152	Cut	\$0.00
1991	74	71			145	Cut	\$0.00
1992	68	67	67		202	T11	\$25,300.00
1993	71	64	71	68	274	T11	\$22,400.00
1994	68	70			138	T42	\$3,861.00
1995	70	69	70	68	277	T55	\$2,912.00
1996	69	70	70	69	278	T57	\$3,300.00
1997	73	66			139	Cut	\$0.00
1998	66	70	70	70	276	T35	\$11,546.80
2003	69	71	67	75	282	T60	\$12,096.00
					Total		\$122,882.40

## Hammond, Mike (70.67)

Year	1st	2nd	3rd	4th	Total	Finish	Money
1988	69	70	68	74	281	T41	\$2,486.60
1989	73	70			143	Cut	\$0.00
					Total		\$2,486.60

## Hancock, Phillip (72.06)

Year	1st	2nd	3rd	4th	Total	Finish	Money
1978	77	74			151	Cut	\$0.00
1979	71	74	71	72	288	T40	\$1,170.00
1982	70	68	66	70	274	T6	\$11,331.20
1983	75	68	71	74	288	T47	\$1,076.00
1984	76	76			152	Cut	\$0.00
1985	74	70			144	Cut	\$0.00
					Total		\$13,577.20

## Hanscom, Dick (76.00)

Year	1st	2nd	3rd	4th	Total	Finish	Money
1968	80	72			152	Cut	\$0.00
					Total		\$0.00

## Hansen, Anders (69.75)

Year	1st	2nd	3rd	4th	Total	Finish	Money
2007	66	73	69	71	279	T44	\$18,594.00
					Total		\$18,594.00

## Hansen, Matt (69.75)

Year	1st	2nd	3rd	4th	Total	Finish	Money
2006	69	70	70	70	279	T45	\$19,220.00
					Total		\$19,220.00

## Hanson, Peter (69.50)

Year	1st	2nd	3rd	4th	Total	Finish	Money
2014	65	73	69	71	278	T37	\$30,403.10
					Total		\$30,403.10

## Harden, Jack (75.50)

Year	1st	2nd	3rd	4th	Total	Finish	Money
1971	73	78			151	Cut	\$0.00
					Total		\$0.00

## Harding, Justin (67.00)

Year	1st	2nd	3rd	4th	Total	Finish	Money
2019	66	73	64	65	268	T10	\$205,400.00
					Total		\$205,400.00

## Hardy, Jim (73.75)

Year	1st	2nd	3rd	4th	Total	Finish	Money
1971	71	78			149	Cut	\$0.00
1972	72	74			146	Cut	\$0.00
					Total		\$0.00

## Harkins, Brandon (69.00)

Year	1st	2nd	3rd	4th	Total	Finish	Money
2019	68	72	69	67	276	T53	\$18,117.33
					Total		\$18,117.33

## Harman, Brian (69.00)

Year	1st	2nd	3rd	4th	Total	Finish	Money
2013	68	69	70	71	278	T27	\$46,565.00
2014	72	69	71	65	277	T29	\$43,944.30
2015	70	68	66	68	272	T39	\$27,690.00
2016	69	70			139	Cut	\$0.00
2019	70	73			143	Cut	\$0.00

## Harmon, Jr., Claude (73.50)

Year	1st	2nd	3rd	4th	Total	Finish	Money
1970	75	74	74	73	296	T74	\$142.80
1971	71	73	72	76	292	T63	\$172.00
					Total		\$314.80

## Harrington, Dennis (76.00)

Year	1st	2nd	3rd	4th	Total	Finish	Money
1990	76	76			152	Cut	\$0.00
					Total		\$0.00

## Harrington, Padraig (68.94)

Year	1st	2nd	3rd	4th	Total	Finish	Money
2012	68	69	70	69	276	T15	\$107,250.00
2013	70	70	71	70	281	T48	\$16,362.80
2014	68	68	66	74	276	T22	\$64,055.00
2019	69	69	66	65	269	T12	\$154,840.00
					Total		\$342,507.89

## Harris, Labron (71.79)

Year	1st	2nd	3rd	4th	Total	Finish	Money
1968	72	69	71	73	285	T24	\$752.20
1969	70	78	72	71	291	T41	\$322.50
1970	71	76	71	69	287	T35	\$530.00
1971	71	75	72	74	292	T63	\$172.40
1972	71	72	70	73	286	T41	\$450.00
1973	73	70	76	68	287	T32	\$830.00
1974	72	68	70	72	282	T33	\$848.90
					Total		\$3,906.00

## Harrison, E. J. (76.50)

Year	1st	2nd	3rd	4th	Total	Finish	Money
1968	78	75			153	Cut	\$0.00
					Total		\$0.00

## Hart, Dudley (69.04)

Year	1st	2nd	3rd	4th	Total	Finish	Money
1991	67	68	73	71	279	T23	\$9,271.40
1992	67	68	66		201	T8	\$31,900.00
1993	71	68	68	71	278	T43	\$3,744.00
1995	68	75			143	Cut	\$0.00
1997	64	68	69	69	270	T19	\$20,314.20
1998	70	71			141	Cut	\$0.00
1999	70	67	70	70	277	T35	\$14,475.00
2001	67	66	69	67	269	T11	\$78,954.50
2002	68	70	72	70	280	T39	\$18,240.00
2003	68	67	70	72	277	T36	\$26,950.00
2004	65	71	67	67	270	T2	\$510,400.00
2005	70	73			143	Cut	\$0.00
2006	68	68	68	69	273	T8	\$167,400.00
2007	71	70	70	68	279	T44	\$18,594.00
2008	70	70	66	73	279	T7	\$179,733.30
					Total		\$1,079,976.40



# Player Year-by-Year Results

## Henning, Harold (71.00)

Year	1st	2nd	3rd	4th	Total	Finish	Money
1968	67	69	69	68	273	3	\$7,500.00
1969	76	73			149	Cut	\$0.00
1970	70	73	71	67	281	T9	\$2,600.00
1971	76	73			149	Cut	\$0.00
					Total		\$10,100.00

## Henninger, Brian (70.31)

Year	1st	2nd	3rd	4th	Total	Finish	Money
1993	72	67	70	71	280	T56	\$2,712.00
1995	67	72	69	71	279	T64	\$2,730.00
1996	71	70			141	Cut	\$0.00
1997	76	67			143	Cut	\$0.00
1998	70	70			140	Cut	\$0.00
1999	67	69	70	74	280	T51	\$6,946.60
2000	73	71			144	Cut	\$0.00
2001	77	67			144	Cut	\$0.00
2002	67	68	71	71	277	T22	\$46,080.00
					Total		\$58,468.60

## Henry, Bunky (75.20)

Year	1st	2nd	3rd	4th	Total	Finish	Money
1970	78	76			154	Cut	\$0.00
1972	73	69	76	80	298	T78	\$156.20
1974	80	73			153	Cut	\$0.00
1980	76	71			147	T66	\$609.00
					Total		\$765.20

## Henry, J.J. (69.84)

Year	1st	2nd	3rd	4th	Total	Finish	Money
2002	71	67	73	70	281	T47	\$13,184.00
2003	72	71			143	Cut	\$0.00
2004	68	71	66	73	278	T41	\$20,300.00
2005	67	69	67	68	271	T10	\$148,800.00
2006	67	70	70	67	274	T13	\$109,533.30
2007	72	69	67	66	274	T13	\$111,300.00
2008	72	71	69	76	288	T57	\$14,272.00
2009	71	68	66	73	278	T60	\$14,040.00
2010	69	69	70	71	279	T32	\$35,316.60
2011	69	72	72	72	285	T27	\$46,150.00
2012	68	68	67	68	271	T3	\$312,000.00
2013	71	71			142	Cut	\$0.00
2014	70	71	68	73	282	T59	\$15,180.00
2015	69	71			140	Cut	\$0.00
2016	68	70	69	71	278	T66	\$14,746.00
2017	68	69	69	71	277	T27	\$49,921.80
2019	76	74			150	Cut	\$0.00
					Total		\$904,743.70

## Hensby, Mark (70.79)

Year	1st	2nd	3rd	4th	Total	Finish	Money
2001	66	76			142	Cut	\$0.00
2004	68	71	67	76	282	T67	\$11,716.00
2005	67	72	79	71	289	T75	\$11,718.00
2007	76				76	WD	\$0.00
2008	69	67	73	69	278	T4	\$264,533.30
2010	68	71	64	75	278	T26	\$49,616.60
					Total		\$337,583.90

## Hepler, Denny (70.50)

Year	1st	2nd	3rd	4th	Total	Finish	Money
1987	69	70	72	71	282	T72	\$1,164.00
					Total		\$1,164.00

## Herman, Jim (71.23)

Year	1st	2nd	3rd	4th	Total	Finish	Money
2011	70	74			144	Cut	\$0.00
2013	75	71			146	Cut	\$0.00
2014	70	68	74	76	288	73	\$13,524.00
2015	69	68	70		207	T73	\$13,561.00
2019	73	68			141	Cut	\$0.00
					Total		\$27,085.00

## Herron, Tim (70.12)

Year	1st	2nd	3rd	4th	Total	Finish	Money
1996	70	74			144	Cut	\$0.00
1997	72	72			144	Cut	\$0.00
1998	69	69	67	66	271	T9	\$67,500.00
1999	70	69			139	Cut	\$0.00
2000	73	72			145	Cut	\$0.00
2001	64	70	67	68	269	T11	\$78,954.50
2002	73	69			142	Cut	\$0.00
2004	69	70	68	64	271	T4	\$239,733.30
2005	74	68			142	Cut	\$0.00
2006	67	69	70	71	277	T26	\$43,090.00
2007	75	69			144	Cut	\$0.00
2008	74	69	67	71	281	T19	\$69,600.00
2009	75	67			142	Cut	\$0.00
2010	72	68	73	74	287	T61	\$14,235.00
2011	68	75	74	72	289	T49	\$16,336.60
2012	70	72	67	71	280	T36	\$30,615.00
2013	70	70	74		214	T80	\$11,926.00
2014	68	66	74	68	276	T22	\$64,055.00
2016	70	66	70	74	280	74	\$14,016.00
					Total		\$650,061.40

## Hessemer, Pete (79.50)

Year	1st	2nd	3rd	4th	Total	Finish	Money
1968	80	79			159	Cut	\$0.00
					Total		\$0.00

## Hewes, Jeff (75.50)

Year	1st	2nd	3rd	4th	Total	Finish	Money
1978	79	72			151	Cut	\$0.00
					Total		\$0.00

## Hickman, Greg (73.50)

Year	1st	2nd	3rd	4th	Total	Finish	Money
1992	72	75			147	Cut	\$0.00
					Total		\$0.00

## Hickok, Darrell (77.50)

Year	1st	2nd	3rd	4th	Total	Finish	Money
1968	78	77			155	Cut	\$0.00
					Total		\$0.00

## Hickok, Kramer (69.33)

Year	1st	2nd	3rd	4th	Total	Finish	Money
2017	76	70			146	Cut	\$0.00
2019	65	73	66	66	250	T17	\$118,500.00
					Total		\$118,500.00

## Hicks, Justin (69.71)

Year	1st	2nd	3rd	4th	Total	Finish	Money
2011	70	69	76	67	282	T14	\$107,250.00
2013	69	70	68	70	277	T21	\$67,000.00
2014	73	76			149	Cut	\$0.00
2016	70	65	68	65	268	T10	\$189,800.00
					Total		\$364,050.00

## Higgins, Mike (75.00)

Year	1st	2nd	3rd	4th	Total	Finish	Money
1968	78	74			152	Cut	\$0.00
1974	74	74			148	Cut	\$0.00
					Total		\$300.00

## Hill, Dave (72.00)

Year	1st	2nd	3rd	4th	Total	Finish	Money
1968	77	72			149	Cut	\$0.00
1969	71				71	DQ	\$0.00
1971	71	72	74	70	287	T46	\$300.00
1973	71	70			141	WD	\$0.00
					Total		\$300.00

## Hill, Guy (69.25)

Year	1st	2nd	3rd	4th	Total	Finish	Money
1998	70	69	71	67	277	T43	\$7,612.50
					Total		\$7,612.50

## Hill, Jason (71.67)

Year	1st	2nd	3rd	4th	Total	Finish	Money
1996	73	73			146	Cut	\$0.00
1997	73	68			141	Cut	\$0.00
1998	70	73			143	Cut	\$0.00

## Hill, Mike (73.06)

Year	1st	2nd	3rd	4th	Total	Finish	Money
1969	74	76			150	Cut	\$0.00
1970	77	72	69	74	292	T61	\$142.80
1973	70	75	73	74	292	T58	\$292.40
1976	72	73	74	70	289	T53	\$460.00
1980	74	73			147	T66	\$609.00
1982	72	73			145	Cut	\$0.00
					Total		\$1,504.20

## Hines, Joey (78.50)

Year	1st	2nd	3rd	4th	Total	Finish	Money
1987	78	79			157	Cut	\$0.00
					Total		\$0.00

## Hinkle, Lon (71.36)

Year	1st	2nd	3rd	4th	Total	Finish	Money
1975	69	71	68	67	275	T8	\$4,392.60
1976	75	78			153	Cut	\$0.00
1977	81	76			157	Cut	\$0.00
1978	71	74	70	69	284	T35	\$923.70
1979	68	80			148	Cut	\$0.00
1980	70	72	70	78	290	T45	\$990.00
1981	71	71	71	74	287	T11	\$6,360.00
1982	69	68	72	67	276	T10	\$7,758.30
1983	71	70	70	68	279	16	\$6,800.00
1984	78	76			154	Cut	\$0.00
1985	73	76			149	Cut	\$0.00
1986	72	69	67	68	276	T12	\$11,057.10
1987	68	69	68	75	280	T64	\$1,254.00
1989	67	67	73	70	277	T54	\$2,280.00
1990	78				78	WD	\$0.00
1992	68	70	67		205	T29	\$6,413.00
					Total		\$48,228.70

## Hinson, Larry (71.71)

Year	1st	2nd	3rd	4th	Total	Finish	Money
1969	70	73	75	67	285	T13	\$1,750.00
1971	72	70	69	70	281	T10	\$2,482.10
1972	72	73			145	Cut	\$0.00
1973	73	69	68	74	284	T13	\$2,550.00
1974	73	68	70	74	285	T42	\$460.40
1975	70	77			147	Cut	\$0.00
1976	73	71	75	75	294	T62	\$370.00
					Total		\$7,612.50

## Hiskey, Babe (72.11)

Year	1st	2nd	3rd	4th	Total	Finish	Money
1971	72	68	75	72	287	T46	\$300.00
1972	71	70	75	71	287	T46	\$246.00
1973	75	73			148	Cut	\$0.00
1974	73	70	71	71	285	T42	\$460.30
1975	67	74	73	72	286	T61	\$332.60
1976	73	75			148	Cut	\$0.00
1977	71	74	72	71	288	T35	\$944.20
1978	76	70			146	Cut	\$0.00
1982	72	72			144	Cut	\$0.00
					Total		\$2,283.10



# Player Year-by-Year Results

## Hnatiuk, Glen (71.61)

Year	1st	2nd	3rd	4th	Total	Finish	Money
1998	68	69	72	73	282	T70	\$4,925.00
2000	77	75			152	Cut	\$0.00
2001	70	64	72	76	282	T79	\$8,100.00
2002	76	72			148	Cut	\$0.00
2003	71	69	72	71	283	T65	\$11,536.00
2005	72	70			142	Cut	\$0.00
					Total		\$24,561.00

## Hobby, David (71.00)

Year	1st	2nd	3rd	4th	Total	Finish	Money
1987	72	70			142	Cut	\$0.00
					Total		\$0.00

## Hobby, Tim (74.50)

Year	1st	2nd	3rd	4th	Total	Finish	Money
1999	78	76			154	Cut	\$0.00
2001	72	72			144	Cut	\$0.00
					Total		\$0.00

## Hoch, Scott (68.50)

Year	1st	2nd	3rd	4th	Total	Finish	Money
1982	72	68	68	68	276	T10	\$7,758.30
1995	70	64	71	67	272	T21	\$13,520.00
					Total		\$21,278.30

## Hoffman, Charley (68.97)

Year	1st	2nd	3rd	4th	Total	Finish	Money
2006	70	67	65	71	273	T8	\$167,400.00
2007	73	69			142	Cut	\$0.00
2008	69	68	68	74	279	T7	\$179,733.30
2009	71	66	65	71	273	T23	\$48,777.00
2010	71	70			141	Cut	\$0.00
2011	74	74			148	Cut	\$0.00
2012	66	69	74	72	281	T41	\$22,132.50
2013	68	68	70	67	273	T8	\$201,000.00
2015	69	65	64	65	263	T2	\$530,133.30
2016	67	66	72	64	269	T12	\$138,700.00
2017	72	69	66	72	279	T40	\$25,605.00
					Total		\$1,313,481.10

## Hoffmann, Morgan (68.67)

Year	1st	2nd	3rd	4th	Total	Finish	Money
2013	69	71	66	66	272	T5	\$244,550.00
2014	68	66	68	73	275	T16	\$100,050.00
2015	70	69			139	Cut	\$0.00
2017	69	66	72	70	277	T27	\$49,921.80
2019	70	68	65	70	273	T29	\$50,230.84
					Total		\$444,752.72

## Hoge, Tom (69.64)

Year	1st	2nd	3rd	4th	Total	Finish	Money
2015	70	70			140	Cut	\$0.00
2016	64	68	69	74	275	T49	\$17,438.88
2017	72	70	69	70	281	T55	\$17,175.00
2019	64	75	70	70	279	T67	\$16,195.00
					Total		\$50,808.88

## Holland, Charlie (73.50)

Year	1st	2nd	3rd	4th	Total	Finish	Money
2013	74	73			147	Cut	\$0.00
					Total		\$0.00

## Holland, Mike (72.50)

Year	1st	2nd	3rd	4th	Total	Finish	Money
1981	72	74	77	78	301	T69	\$594.00
1982	67	73	68	72	280	T23	\$3,027.50
1983	75	73			148	Cut	\$0.00
1984	71	76	71	76	294	T65	\$1,040.00
1985	65	75	69	73	282	T23	\$4,214.20
					Total		\$8,875.70

## Hollifield, Tony (76.00)

Year	1st	2nd	3rd	4th	Total	Finish	Money
1980	75	77			152	Cut	\$0.00
					Total		\$0.00

## Holmes, J.B. (71.80)

Year	1st	2nd	3rd	4th	Total	Finish	Money
2006	72	74			146	Cut	\$0.00
2007	73	74			147	Cut	\$0.00

## Holmes, J.B. (71.00) (Continued)

Year	1st	2nd	3rd	4th	Total	Finish	Money
2010	73	67	71	70	281	T43	\$23,400.00
2017	76	68			144	Cut	\$0.00
2018	69	69	72	66	276	T42	\$23,184.00
					Total		\$46,584.00

## Homa, Max (74.25)

Year	1st	2nd	3rd	4th	Total	Finish	Money
2015	79	66			145	Cut	\$0.00
2017	76	76			152	Cut	\$0.00
					Total		\$0.00

## Homenuik, Wilf (71.69)

Year	1st	2nd	3rd	4th	Total	Finish	Money
1968	73	73	69	71	286	T35	\$550.00
1969	72	74	70	70	286	T17	\$1,350.00
1971	76	74			150	Cut	\$0.00
1972	67	67	71	70	275	T3	\$6,608.30
1974	75	75			150	Cut	\$0.00
					Total		\$8,508.30

## Honeck, Creighton (70.00)

Year	1st	2nd	3rd	4th	Total	Finish	Money
2015	70	70			140	Cut	\$0.00
					Total		\$0.00

## Hooper, Herb (72.83)

Year	1st	2nd	3rd	4th	Total	Finish	Money
1970	75	66	70	75	286	T30	\$652.00
1971	80	71			151	Cut	\$0.00
					Total		\$652.00

## Hopkins, Ed (80.00)

Year	1st	2nd	3rd	4th	Total	Finish	Money
1968	79	81			160	Cut	\$0.00
					Total		\$0.00

## Hopkins, Mark (73.25)

Year	1st	2nd	3rd	4th	Total	Finish	Money
1968	76	71	72	74	293	T60	\$0.00
					Total		\$0.00

## Hopson, Mike (74.50)

Year	1st	2nd	3rd	4th	Total	Finish	Money
1974	75	74			149	Cut	\$0.00
					Total		\$0.00

## Horgan III, P.H. (70.68)

Year	1st	2nd	3rd	4th	Total	Finish	Money
1989	68	74			142	Cut	\$0.00
1990	71	72	70		213	T28	\$5,850.00
1992	69	72			141	Cut	\$0.00
1993	76	68			144	Cut	\$0.00
1997	66	71	73	73	283	70	\$3,600.00
1998	70	70			140	Cut	\$0.00
1999	70	68	71	71	280	T51	\$6,946.60
					Total		\$16,396.60

## Horne, John (72.50)

Year	1st	2nd	3rd	4th	Total	Finish	Money
1987	74	71			145	Cut	\$0.00
					Total		\$0.00

## Horschel, Billy (70.58)

Year	1st	2nd	3rd	4th	Total	Finish	Money
2011	73	80			153	Cut	\$0.00
2012	77	76			153	Cut	\$0.00
2017	68	65	66	69	268	1	\$1,350,000.00
2018	68	69	69	67	273	T21	\$80,080.00
					Total		\$1,430,000.00

## Hossler, (Beau (69.50)

Year	1st	2nd	3rd	4th	Total	Finish	Money
2017	70	68	71	75	284	T61	\$16,050.00
2018	70	68	73	64	275	T32	\$39,116.00
2019	67	66	70	72	275	T43	\$23,083.80
					Total		\$78,249.80

## Houts, Charles (75.50)

Year	1st	2nd	3rd	4th	Total	Finish	Money
1969	74	71	81	76	302	T73	\$160.00
					Total		\$160.00

## Howard, Phil (86.50)

Year	1st	2nd	3rd	4th	Total	Finish	Money
1984	85	88			173	Cut	\$0.00
					Total		\$0.00

## Howell III, Charles (69.34)

Year	1st	2nd	3rd	4th	Total	Finish	Money
2001	73	68			141	Cut	\$0.00
2002	72	68			140	Cut	\$0.00
2003	70	70	70	72	282	T60	\$12,096.00
2005	72	69			141	Cut	\$0.00
2006	69	69	71	69	278	T34	\$28,069.00
2007	75	69			144	Cut	\$0.00
2009	66	69	68	73	276	T45	\$18,218.50
2011	71	70	72	70	283	T20	\$70,416.60
2012	68	73	68	72	281	T41	\$22,132.50
2013	67	69	70	70	276	T17	\$97,150.00
2014	68	66	69	67	270	T3	\$400,200.00
2015	68	71			139	Cut	\$0.00
2016	65	70	66	66	267	T4	\$264,625.00
2018	69	69	65	66	269	T9	\$207,900.00
2019	72				72	Cut	\$0.00
					Total		\$1,120,807.60

## Hoyt, Robert (73.36)

Year	1st	2nd	3rd	4th	Total	Finish	Money
1983	75	74			149	Cut	\$0.00
1984	77	72	77	68	294	T65	\$1,040.00
1985	77	73			150	Cut	\$0.00
1987	74	70			144	Cut	\$0.00
1988	75	73			148	Cut	\$0.00
1989	77	76			153	Cut	\$0.00
1990	72	75			147	Cut	\$0.00
1993	80	74			154	Cut	\$0.00
1995	66	69	74	66	275	T41	\$4,550.00
					Total		\$5,590.00

## Hubbard, Mark (70.00)

Year	1st	2nd	3rd	4th	Total	Finish	Money
2015	71	66	67	70	274	T55	\$16,046.00
2016	72	70			142	Cut	\$0.00
2017	72	72			144	Cut	\$0.00
					total		\$16,046.00

## Hudson, Maurice (80.50)

Year	1st	2nd	3rd	4th	Total	Finish	Money
1969	80	81			161	Cut	\$0.00
					Total		\$0.00

## Hudson, Travis (74.00)

Year	1st	2nd	3rd	4th	Total	Finish	Money
1978	74	74			148	Cut	\$0.00
					Total		\$0.00



# Player Year-by-Year Results

## Hulbert, Mike (71.19)

Year	1st	2nd	3rd	4th	Total	Finish	Money
1985	72	73			145	Cut	\$0.00
1986	74	74			148	Cut	\$0.00
1989	70	68			138	Cut	\$0.00
1991	70	70	69	75	284	T53	\$2,534.40
1998	71	68	69	71	279	T57	\$5,525.00
2000	78	67			145	Cut	\$0.00
					Total		\$8,059.40

## Humenik, Ed (71.00)

Year	1st	2nd	3rd	4th	Total	Finish	Money
1989	69	67	68	77	281	T68	\$2,000.00
1991	75	74			149	Cut	\$0.00
1992	69	75			144	Cut	\$0.00
1993	73	70			143	Cut	\$0.00
1995	69	67	73	68	277	T55	\$2,912.00
					Total		\$4,912.00

## Hurley, Mike (79.00)

Year	1st	2nd	3rd	4th	Total	Finish	Money
1995	81	77			158	Cut	\$0.00
					Total		\$0.00

## Hurley III, Billy (70.43)

Year	1st	2nd	3rd	4th	Total	Finish	Money
2006	74	71			145	Cut	\$0.00
2012	76	81			157	Cut	\$0.00
2014	70	69	68	68	275	T16	\$100,050.00
2015	73	65	72		210	T85	\$12,141.00
2016	69	65	73	66	273	T41	\$27,010.00
2017	69	71	71	69	280	T50	\$18,090.00
2019	69	72			141	Cut	\$0.00
					Total		\$157,291.00

## Huston, John (70.85)

Year	1st	2nd	3rd	4th	Total	Finish	Money
1992	71	71			142	Cut	\$0.00
1997	71	68			139	Cut	\$0.00
2000	68	65	67	70	270	T4	\$176,000.00
2002	68	66	77	69	280	T39	\$18,240.00
2004	74	75			149	Cut	\$0.00
2005	76	72			148	Cut	\$0.00
2006	72	75			147	Cut	\$0.00
2010	72	70			142	Cut	\$0.00
					Total		\$194,240.00

## Hutcherson, Bobby (73.50)

Year	1st	2nd	3rd	4th	Total	Finish	Money
2010	75	72			147	Cut	\$0.00
					Total		\$0.00

## Ikeda, Yuta (71.00)

Year	1st	2nd	3rd	4th	Total	Finish	Money
2010	73	64	74	73	284	T50	\$16,423.30
					Total		\$16,423.30

## Im, Sungjae (71.00)

Year	1st	2nd	3rd	4th	Total	Finish	Money
2019	71	69	73		213	T83	\$13,746.00
					Total		\$13,746.00

## Imada, Ryuji (70.60)

Year	1st	2nd	3rd	4th	Total	Finish	Money
2005	68	70	68	69	275	T35	\$30,566.00
2006	67	70	69	72	278	T34	\$28,069.00
2007	70	68	67	67	272	9	\$182,700.00
2008	72	73			145	Cut	\$0.00
2009	71	70			141	Cut	\$0.00
2010	70	69	75	75	289	T67	\$13,455.00
2011	69	68	70	71	278	T3	\$377,000.00
2012	67	68	79	71	285	67	\$13,390.00
2013	71	71			142	Cut	\$0.00
2014	74	72			146	Cut	\$0.00
					Total		\$645,180.00

## Immelman, Trevor (70.37)

Year	1st	2nd	3rd	4th	Total	Finish	Money
2005	67	72	70	67	276	T40	\$22,320.00
2006	68	67	64	70	269	2	\$669,600.00
2008	78	75			153	Cut	\$0.00
2013	68	75			143	Cut	\$0.00
2014	74	69			143	Cut	\$0.00

## Immelman, Trevor (70.37)

Year	1st	2nd	3rd	4th	Total	Finish	Money
2015	71	67	71		209	T82	\$12,496.00
2016	71	73			144	Cut	\$0.00
					Total		\$704,416.00

## Impaglia, Bob (75.00)

Year	1st	2nd	3rd	4th	Total	Finish	Money
1979	75	75			150	Cut	\$0.00
					Total		\$0.00

## Ingraham, Stu (73.50)

Year	1st	2nd	3rd	4th	Total	Finish	Money
1986	77	70			147	Cut	\$0.00
					Total		\$0.00

## Inman, Joe (71.57)

Year	1st	2nd	3rd	4th	Total	Finish	Money
1974	72	67	69	73	281	T28	\$1,021.50
1975	68	71	70	72	281	T35	\$844.00
1976	72	71	76	73	292	T58	\$410.00
1977	71	70	75	72	288	T35	\$944.20
1978	72	70	65	69	276	T3	\$9,750.00
1979	74	75			149	Cut	\$0.00
1980	73	73	70	71	287	T31	\$1,779.00
1981	71	72	72	72	287	T11	\$6,360.00
1982	73	72			145	Cut	\$0.00
1983	76	72			148	Cut	\$0.00
1984	73	71	74	73	291	T50	\$1,196.60
1985	67	70	70	73	280	T15	\$8,500.00
1986	73	71			144	Cut	\$0.00
					Total		\$30,805.30

## Inman, John (70.74)

Year	1st	2nd	3rd	4th	Total	Finish	Money
1987	69	74			143	Cut	\$0.00
1988	71	75			146	Cut	\$0.00
1989	71	68			139	Cut	\$0.00
1990	76	75			151	Cut	\$0.00
1992	70	65	68		203	T14	\$17,600.00
1993	70	71	70	65	276	T26	\$8,520.00
1994	72	71			143	Cut	\$0.00
1996	72	71			143	Cut	\$0.00
					Total		\$26,120.00

## Inskeep, Tom (76.00)

Year	1st	2nd	3rd	4th	Total	Finish	Money
1982	76	76			152	Cut	\$0.00
					Total		\$0.00

## Irwin, Hale (70.60)

Year	1st	2nd	3rd	4th	Total	Finish	Money
1969	72	71	73	74	290	T35	\$508.30
1970	74	71	70	69	284	T22	\$912.50
1971	74	74			148	Cut	\$0.00
1972	76	67	71	73	287	T46	\$246.10
1973	72	70	72	71	285	T18	\$1,533.00
1974	70	67	70	72	279	T15	\$2,178.20
1975	69	71	73	70	283	T49	\$446.50
1976	70	68	72	68	278	4	\$9,400.00
1978	75	70	68	70	283	T26	\$1,361.10
1980	69	72	71	69	281	T9	\$8,100.00
1992	69	70	66		205	T29	\$6,413.00
1993	66	72	69	67	274	T11	\$22,400.00
1995	66	75			141	Cut	\$0.00
					Total		\$53,498.70

## Isenhour, Tripp (73.25)

Year	1st	2nd	3rd	4th	Total	Finish	Money
2004	76	73			149	Cut	\$0.00
2007	73	71			144	Cut	\$0.00
					Total		\$0.00

## Ishikawa, Ryo (70.11)

Year	1st	2nd	3rd	4th	Total	Finish	Money
2013	71	68	68	67	274	T10	\$174,200.00
2014	73	68	72		213	T75	\$13,110.00
2017	75	69			144	Cut	\$0.00
					Total		\$187,310.00

## Israelson, Bill (74.33)

Year	1st	2nd	3rd	4th	Total	Finish	Money
1986	73	77			150	Cut	\$0.00
1987	73				73	WD	\$0.00
					Total		\$0.00

## Iverson, Don (72.90)

Year	1st	2nd	3rd	4th	Total	Finish	Money
1972	73	74			147	Cut	\$0.00
1973	70	73	75	71	289	T44	\$441.40
1975	77	70			147	Cut	\$0.00
1976	71	75			146	Cut	\$0.00
					Total		\$441.40

## Iwata, Hiroshi (67.75)

Year	1st	2nd	3rd	4th	Total	Finish	Money
2016	67	67	70	67	271	T24	\$54,020.00
					Total		\$54,020.00

## Jacklin, Tony (72.20)

Year	1st	2nd	3rd	4th	Total	Finish	Money
1968	74	73	68	67	282	T17	\$1,450.00
1969	75	77			152	Cut	\$0.00
1976	69	72	75	72	288	T44	\$565.50
					Total		\$2,015.50

## Jackson, David (73.75)

Year	1st	2nd	3rd	4th	Total	Finish	Money
1989	73	76			149	Cut	\$0.00
1993	74	72			146	Cut	\$0.00
					Total		\$0.00

## Jackson, Robert (82.50)

Year	1st	2nd	3rd	4th	Total	Finish	Money
2000	82	83			165	Cut	\$0.00
					Total		\$0.00

## Jacobs, John (73.50)

Year	1st	2nd	3rd	4th	Total	Finish	Money
1969	72	74	75	76	297	T61	\$160.00
1970	69	75	69	75	288	T41	\$336.60
1972	74	76			150	Cut	\$0.00
					Total		\$496.60

# Player Year-by-Year Results

## Jacobson, Freddie (69.92)

Year	1st	2nd	3rd	4th	Total	Finish	Money
2016	64	68	69	71	272	T34	\$36,082.85
2017	74	70			144	Cut	\$0.00
Total							\$382,557.85

## Jacobson, Fredrik (70.25)

Year	1st	2nd	3rd	4th	Total	Finish	Money
2005	72	71			143	Cut	\$0.00
2007	67	67	71	66	271	T7	\$203,175.00
2008	75	69			144	Cut	\$0.00
2011	70	73	70	72	285	T27	\$46,150.00
Total							\$249,325.00

## Jaeckel, Barry (72.26)

Year	1st	2nd	3rd	4th	Total	Finish	Money
1976	72	70	72	70	284	T22	\$1,740.00
1977	74	73	72	76	295	T58	\$410.00
1978	67	74	70	68	279	T10	\$4,100.00
1979	70	73	70	72	285	T24	\$2,321.20
1980	76	69	73	69	287	T31	\$1,779.00
1982	67	78			145	Cut	\$0.00
1983	73	73			146	Cut	\$0.00
1984	78	76			154	Cut	\$0.00
1985	69	73	77	76	295	T5	\$950.00
1986	66	71	75	76	288	T79	\$1,098.00
1987	72	72			144	Cut	\$0.00
1988	71	73			144	Cut	\$0.00
Total							\$12,398.20

## Jaeger, Stephan (68.33)

Year	1st	2nd	3rd	4th	Total	Finish	Money
2018	72	68			140	Cut	\$0.00
2019	69	66	67	68	270	T17	\$118,500.00
Total							\$118,500.00

## Jamieson, Jim (72.27)

Year	1st	2nd	3rd	4th	Total	Finish	Money
1969	79	73			152	Cut	\$0.00
1970	76	71	71	70	288	T41	\$336.60
1971	71	74	71	69	285	T33	\$645.60
1972	74	74			148	Cut	\$0.00
1973	75	68	70	71	284	T13	\$2,550.00
1974	70	71	73	69	283	T36	\$738.40
1975	69	74	73	72	288	T65	\$293.20
1977	75	76			151	Cut	\$0.00
Total							\$4,563.80

## January, Don (71.00)

Year	1st	2nd	3rd	4th	Total	Finish	Money
1968	73	68	71	69	281	T14	\$1,800.00
1969	72	72	71	65	280	T5	\$3,633.30
1970	73	67	72	70	282	T11	\$1,900.00
1971	72	72	71	73	288	T51	\$172.40
1972	72	70	69	72	283	T23	\$1,034.00
1973	76	74			150	Cut	\$0.00
1975	72	73			145	Cut	\$0.00
1976	69	69	70	75	283	T20	\$2,300.00
1977	72	70	70	68	280	5	\$8,200.00
1978	69	73	67	67	276	T3	\$9,750.00
1979	71	71	75	70	287	T37	\$1,410.00
1981	72	75			147	Cut	\$0.00
Total							\$30,199.70

## Janzen, Lee (71.15)

Year	1st	2nd	3rd	4th	Total	Finish	Money
1990	75	79			154	Cut	\$0.00
1991	75	75			WD	\$0.00	
1992	70	73			143	Cut	\$0.00
1999	68	64	68	69	269	T3	\$144,000.00
2000	68	70	75	71	284	T62	\$8,480.00
2001	72	69			141	Cut	\$0.00
2002	64	69	70	75	278	T27	\$31,950.00
2003	68	66	70	69	273	T14	\$95,200.00
2004	70	68	71	73	282	T67	\$11,716.00
2006	76	71			147	Cut	\$0.00
2010	71	69	77	72	289	T67	\$13,455.00
2011	74	78			152	Cut	\$0.00
2013	68	76			144	Cut	\$0.00
Total							\$304,801.00

## Jenkins, Tom (72.40)

Year	1st	2nd	3rd	4th	Total	Finish	Money
1974	71	73	70	72	286	T52	\$338.00
1975	71	71	71	75	288	T65	\$293.20
1976	74	75			149	Cut	\$0.00
1977	77	71	70	76	294	T54	\$445.00
1979	75	73			148	Cut	\$0.00
1981	69	71	72	75	287	T11	\$6,360.00
1983	76	69	73	73	291	T55	\$896.00
1984	76	71	70	69	286	T22	\$4,641.60
1985	72	71			143	Cut	\$0.00
Total							\$12,973.80

## Jewell, Jim (73.00)

Year	1st	2nd	3rd	4th	Total	Finish	Money
1971	75	75			150	Cut	\$0.00
1973	72	72	71	73	288	T38	\$630.00
Total							\$630.00

## Jewell, Vince (75.50)

Year	1st	2nd	3rd	4th	Total	Finish	Money
2006	77	78			155	Cut	\$0.00
2007	76	71			147	Cut	\$0.00
2008	75	76			151	Cut	\$0.00
Total							\$0.00

## Jimenez, David (76.00)

Year	1st	2nd	3rd	4th	Total	Finish	Money
1968	80	73			153	Cut	\$0.00
1973	77	74			151	Cut	\$0.00
Total							\$0.00

## Jobe, Brandt (70.82)

Year	1st	2nd	3rd	4th	Total	Finish	Money
1991	69	71	74	80	294	80	\$1,980.00
2000	73	73			146	Cut	\$0.00
2001	72	70			142	Cut	\$0.00
2002	69	72			141	Cut	\$0.00
2003	66	72	68	67	273	T14	\$95,200.00
2004	68	75			143	Cut	\$0.00
2005	69	69	68	74	280	T58	\$13,578.00
2006	71	72			143	Cut	\$0.00
2010	68	69	72	70	279	T32	\$35,316.60
2011	67	72	72	72	283	T20	\$70,416.60
2012	70	69	71	72	282	T49	\$15,748.50
2013	70	74			144	Cut	\$0.00
2015	71	69			140	Cut	\$0.00
Total							\$232,239.70

## Johansson, Per-Ulrik (69.20)

Year	1st	2nd	3rd	4th	Total	Finish	Money
2001	72	71			143	Cut	\$0.00
2002	65	69	73	71	278	T27	\$31,950.00
2003	66	69	67	69	271	T6	\$187,600.00
Total							\$219,550.00

## Johnson, Doug (71.30)

Year	1st	2nd	3rd	4th	Total	Finish	Money
1981	73	78			151	Cut	\$0.00
1986	74	69	70	69	282	T55	\$1,350.00
1987	69	68	67	76	280	T64	\$1,254.00
Total							\$2,604.00

## Johnson, Dustin (68.53)

Year	1st	2nd	3rd	4th	Total	Finish	Money
2008	68	73	73	76	290	T63	\$13,568.00
2009	68	65	66	66	265	T4	\$286,000.00
2010	67	68	72	67	274	T7	\$189,150.00
2011	66	75	69	73	283	T20	\$70,416.60
2014	69	69	68	66	272	T7	\$207,862.50
2015	67	68	62	69	266	T8	\$213,000.00
2016	64	68	70	67	269	T12	\$138,700.00
2017	67	67	71	69	274	T13	\$136,500.00
Total							\$1,255,197.10

## Johnson, Eric (67.25)

Year	1st	2nd	3rd	4th	Total	Finish	Money
1997	65	69	66	69	269	T12	\$33,171.40
Total							\$33,171.40

## Johnson, George (73.19)

Year	1st	2nd	3rd	4th	Total	Finish	Money
1970	72	73	75	68	288	T41	\$336.60
1971	75	72			147	Cut	\$0.00
1972	75	75			150	Cut	\$0.00
1974	77	70			147	Cut	\$0.00
1975	73	72			145	Cut	\$0.00
1976	72	74			146	Cut	\$0.00
1979	75	73			148	Cut	\$0.00
Total							\$336.60

## Johnson, Gordon (75.50)

Year	1st	2nd	3rd	4th	Total	Finish	Money
1985	76	75			151	Cut	\$0.00
Total							\$0.00

## Johnson, Howie (71.44)

Year	1st	2nd	3rd	4th	Total	Finish	Money
1968	72	72	73	72	289	T48	\$215.00
1969	71	73	73	69	286	T17	\$1,350.00
1970	72	73	68	70	283	T17	\$1,300.00
1971	70	67	74	74	283	T33	\$645.60
Total							\$3,510.60

## Johnson, James (74.50)

Year	1st	2nd	3rd	4th	Total	Finish	Money
1979	75	74			149	Cut	\$0.00
Total							\$0.00

## Johnson, Kevin (70.00)

Year	1st	2nd	3rd	4th	Total	Finish	Money
2001	69	70	69	69	277	T65	\$9,360.00
2010	70	73			143	Cut	\$0.00
Total							\$9,360.00

## Johnson, Richard (70.75)

Year	1st	2nd	3rd	4th	Total	Finish	Money
2008	72	71	75	65	283	T31	\$38,800.00
Total							\$38,800.00

# Player Year-by-Year Results

## Jonas, Philip (75.00)

Year	1st	2nd	3rd	4th	Total	Finish	Money
1987	71	79			150	Cut	\$0.00
1988	75	75			150	Cut	\$0.00
					Total		\$0.00

## Jones, Brendan (71.50)

Year	1st	2nd	3rd	4th	Total	Finish	Money
2005	69	71	74	72	286	T72	\$12,090.00
					Total		\$12,090.00

## Jones, Geoff (77.50)

Year	1st	2nd	3rd	4th	Total	Finish	Money
1986	80	75			155	Cut	\$0.00
					Total		\$0.00

## Jones, Gordon (75.00)

Year	1st	2nd	3rd	4th	Total	Finish	Money
1969	75	75			150	Cut	\$0.00
1972	75	75			150	Cut	\$0.00
					Total		\$0.00

## Jones, Grier (72.00)

Year	1st	2nd	3rd	4th	Total	Finish	Money
1969	74	78			152	Cut	\$0.00
1971	70	75	73	73	291	T59	\$172.40
1973	71	69	73	73	286	T28	\$1,042.50
1974	72	70	67	71	280	T21	\$1,356.30
1975	71	70	71	73	285	T53	\$380.70
1976	72	72	72	68	284	T22	\$1,740.00
1977	73	74	76	73	296	61	\$390.00
1979	70	73	73	68	284	T19	\$3,636.00
1980	73	73			146	WD65	\$636.00
					Total		\$9,353.90

## Jones, Kent (71.07)

Year	1st	2nd	3rd	4th	Total	Finish	Money
1998	71	76			147	Cut	\$0.00
1999	68	69	74	72	283	T67	\$6,090.00
2002	74	70			144	Cut	\$0.00
2004	68	72	67	70	277	T34	\$28,668.50
2005	71	70			141	Cut	\$0.00
2006	76	71			147	Cut	\$0.00
2007	69	66	71	71	277	T29	\$36,729.00
2008	70	78			148	Cut	\$0.00
2009	67	70	74	69	280	T69	\$13,000.00
2011	72	74			146	Cut	\$0.00
					Total		\$84,487.50

## Jones, Kyle (74.50)

Year	1st	2nd	3rd	4th	Total	Finish	Money
2019	73	76			149	Cut	\$0.00
					Total		\$0.00

## Jones, Leonard (82.50)

Year	1st	2nd	3rd	4th	Total	Finish	Money
1991	80	85			165	Cut	\$0.00
					Total		\$0.00

## Jones, Matt (69.55)

Year	1st	2nd	3rd	4th	Total	Finish	Money
2008	74	70			144	Cut	\$0.00
2010	74	68			142	Cut	\$0.00
2012	72	73			145	Cut	\$0.00
2015	72	63	66	75	276	T64	\$14,981.00
2016	74	68			142	Cut	\$0.00
2017	73	70			143	Cut	\$0.00
2018	67	65	68	71	271	T13	\$148,867.00
2019	65	70	65	67	267	T5	\$267,810.00
					Total		\$431,657.66

## Jones, Steve (70.29)

Year	1st	2nd	3rd	4th	Total	Finish	Money
1982	68	75	76	71	290	T73	\$668.50
1985	70	78			148	Cut	\$0.00
1986	67	80			147	Cut	\$0.00
1987	68	69	68	69	274	T28	\$3,904.20
1989	68	69	66	68	271	T13	\$18,200.00
1990	72	73	72		217	T68	\$2,010.00
1995	68	64	73	70	275	T41	\$4,550.00
1996	67	67	74	69	277	T51	\$3,530.00
1998	69	70	69	67	275	T25	\$17,512.50
2000	70	68	73	73	284	T62	\$8,480.00
2001	69	71			140	Cut	\$0.00

## Jones, Steve (70.29) (Continued)

Year	1st	2nd	3rd	4th	Total	Finish	Money
2002	72	68			140	Cut	\$0.00
2005	69	73			142	Cut	\$0.00
2006	75	66	70	72	283	T67	\$12,586.00
					Total		\$71,441.20

## Jones, Tom (71.33)

Year	1st	2nd	3rd	4th	Total	Finish	Money
1981	71	77			148	Cut	\$0.00
1982	71	66	71	72	280	T23	\$3,027.50
					Total		\$3,027.50

## Jordan, Pete (71.40)

Year	1st	2nd	3rd	4th	Total	Finish	Money
1994	70	72			142	Cut	\$0.00
1997	71	70			141	Cut	\$0.00
1998	70	75			145	Cut	\$0.00
2000	74	71			145	Cut	\$0.00
2001	72	69			141	Cut	\$0.00
					Total		\$0.00

## Joseph, John (78.50)

Year	1st	2nd	3rd	4th	Total	Finish	Money
1969	75	82			157	Cut	\$0.00
					Total		\$0.00

## Julian, Jeff (71.00)

Year	1st	2nd	3rd	4th	Total	Finish	Money
1996	73	69			142	Cut	\$0.00
					Total		\$0.00

## Junge, Ron (80.50)

Year	1st	2nd	3rd	4th	Total	Finish	Money
1974	82	79			161	Cut	\$0.00
					Total		\$0.00

## Jurgensen, Steve (71.25)

Year	1st	2nd	3rd	4th	Total	Finish	Money
1996	73	71			144	Cut	\$0.00
1998	69	72			141	Cut	\$0.00
					Total		\$0.00

## Kalinowski, Tom (75.50)

Year	1st	2nd	3rd	4th	Total	Finish	Money
1996	80	71			151	Cut	\$0.00
					Total		\$0.00

## Kallam, Mike (73.50)

Year	1st	2nd	3rd	4th	Total	Finish	Money
1973	74	73			147	Cut	\$0.00
					Total		\$0.00

## Kamm, Brian (71.60)

Year	1st	2nd	3rd	4th	Total	Finish	Money
1991	70	74			144	Cut	\$0.00
1993	73	67	71	68	279	T50	\$2,872.00
1994	71	70			141	Cut	\$0.00
1996	73	79			152	Cut	\$0.00
					Total		\$2,872.00

## Kanada, Craig (70.88)

Year	1st	2nd	3rd	4th	Total	Finish	Money
2007	69	70	73	69	281	T55	\$14,238.00
2008	69	74	67	76	286	T47	\$17,578.60
					Total		\$31,816.60

## Kane, Jim (76.50)

Year	1st	2nd	3rd	4th	Total	Finish	Money
1984	82	71			153	Cut	\$0.00
					Total		\$0.00

## Kang, Sung-hoon (69.44)

Year	1st	2nd	3rd	4th	Total	Finish	Money
2011	71	73			144	Cut	\$0.00
2012	72	71			143	Cut	\$0.00
2016	67	67	68	70	272	T34	\$36,082.85
2017	69	68	69	70	276	T20	\$78,214.20
2018	68	68	67	73	276	T42	\$23,184.00
2019	65	61	68	67	261	1	\$1,422,000.00
					Total		\$1,559,481.14

## Karl, Nick (76.50)

Year	1st	2nd	3rd	4th	Total	Finish	Money
1973	78	75			153	Cut	\$0.00
					Total		\$0.00

## Karl, Richie (74.00)

Year	1st	2nd	3rd	4th	Total	Finish	Money
1971	75	78			153	Cut	\$0.00
1972	71	72	73	75	291	T65	\$156.20
					Total		\$156.20

## Karlsson, Robert (70.38)

Year	1st	2nd	3rd	4th	Total	Finish	Money
2007	70	70	68	71	279	T44	\$18,594.00
2013	64	78			142	Cut	\$0.00
					Total		\$18,594.00

## Kase, Adam (72.75)

Year	1st	2nd	3rd	4th	Total	Finish	Money
1988	72	71	75	73	291	T74	\$1,432.50
					Total		\$1,432.50

## Kase, Hideki (70.25)

Year	1st	2nd	3rd	4th	Total	Finish	Money
1997	68	70	67	76	281	T64	\$3,744.00
					Total		\$3,744.00

## Kaser, Monty (73.50)

Year	1st	2nd	3rd	4th	Total	Finish	Money
1969	77	75			152	Cut	\$0.00
1972	77	78			155	Cut	\$0.00
1974	75	69	73	71	288	T61	\$285.40
1975	72	69	78	71	290	T70	\$131.50
1976	71	70	70	70	281	T8	\$4,487.50
1977	77	80			157	Cut	\$0.00
					Total		\$4,904.40

## Kaufman, Chris (71.50)

Year	1st	2nd	3rd	4th	Total	Finish	Money
1992	71	72			143	Cut	\$0.00
					Total		\$0.00

## Kaufman, Smylie (72.00)

Year	1st	2nd	3rd	4th	Total	Finish	Money
1992	71	72			143	Cut	\$0.00
2017	71	67	71	69	278	T25	\$36,975.00
2019	76	78			154	Cut	\$0.00
					Total		\$36,975.00

## Kawagishi, Ricky (70.00)

Year	1st	2nd	3rd	4th	Total	Finish	Money
1992	71	69			140	Cut	\$0.00
					Total		\$0.00

## Kay Jr., Jack (74.00)

Year	1st	2nd	3rd	4th	Total	Finish	Money
1989	70	78			148	Cut	\$0.00
					Total		\$0.00



# Player Year-by-Year Results

## Kaymer, Martin (68.63)

Year	1st	2nd	3rd	4th	Total	Finish	Money
2013	68	67	69	68	272	T5	\$244,550.00
2014	67	67	71	72	277	T29	\$43,944.30
Total							\$288,494.30

## Kelley, Ken (78.25)

Year	1st	2nd	3rd	4th	Total	Finish	Money
1983	79	72			151	Cut	\$0.00
1984	79	83			162	Cut	\$0.00
Total							\$0.00

## Kelley, Spike (73.90)

Year	1st	2nd	3rd	4th	Total	Finish	Money
1974	69	73	68	72	282	T33	\$848.90
1975	68	76			144	Cut	\$0.00
1976	73	75			148	Cut	\$0.00
1977	82	83			165	Cut	\$0.00
Total							\$848.90

## Kelly, Jerry (69.71)

Year	1st	2nd	3rd	4th	Total	Finish	Money
1996	74	71			145	Cut	\$0.00
1999	69	70			139	Cut	\$0.00
2003	65	69	70	68	272	T9	\$140,000.00
2004	66	68	67	72	273	T11	\$133,400.00
2005	73	66	66	71	276	T40	\$22,320.00
2006	73	74			147	Cut	\$0.00
2007	69	70	67	64	270	T3	\$302,400.00
2008	75	72			147	Cut	\$0.00
2011	67	71	75	72	285	T27	\$46,150.00
2012	68	71	79		218	78	\$11,960.00
2013	69	70	66	72	277	T21	\$67,000.00
2015	68	64	68	70	270	T30	\$45,085.00
2016	74	65			139	Cut	\$0.00
Total							\$768,315.00

## Kelly, Sean (72.50)

Year	1st	2nd	3rd	4th	Total	Finish	Money
1992	71	72			143	Cut	\$0.00
2017	74	71			145	Cut	\$0.00
Total							\$0.00

## Kelly, Shane (74.00)

Year	1st	2nd	3rd	4th	Total	Finish	Money
1993	79	69			148	Cut	\$0.00
Total							\$0.00

## Kelly, Troy (73.50)

Year	1st	2nd	3rd	4th	Total	Finish	Money
2009	73	74			147	Cut	\$0.00
2012	69	78			147	Cut	\$0.00
Total							\$0.00

## Kendall, Skip (70.17)

Year	1st	2nd	3rd	4th	Total	Finish	Money
1993	71	72			143	Cut	\$0.00
1995	68	72			140	Cut	\$0.00
1997	69	71			140	Cut	\$0.00
2000	70	70	73	68	281	T41	\$13,620.00
2001	71	72			143	Cut	\$0.00
2005	70	68	68	66	272	T14	\$108,500.00
2010	72	72			144	Cut	\$0.00
Total							\$122,120.00

## Keppler, Stephen (72.00)

Year	1st	2nd	3rd	4th	Total	Finish	Money
1995	73	71			144	Cut	\$0.00
Total							\$0.00

## Kern, Ben (73.00)

Year	1st	2nd	3rd	4th	Total	Finish	Money
1970	75	75			150	Cut	\$0.00
1971	77	72			149	Cut	\$0.00
1972	73	72			145	Cut	\$0.00
1974	72	71	71	72	286	T52	\$338.00
Total							\$338.00

## Kern, Jeff (72.50)

Year	1st	2nd	3rd	4th	Total	Finish	Money
1982	74	71			145	Cut	\$0.00
Total							\$0.00

## Kestner, Darrell (75.00)

Year	1st	2nd	3rd	4th	Total	Finish	Money
1983	77	73			150	Cut	\$0.00
Total							\$0.00

## Killeen, J.J. (71.00)

Year	1st	2nd	3rd	4th	Total	Finish	Money
2012	70	72	72	70	284	T63	\$13,715.00
Total							\$13,715.00

## Kim, Anthony (71.00)

Year	1st	2nd	3rd	4th	Total	Finish	Money
2007	70	66	77	67	280	T51	\$15,025.50
2008	73	70	68	70	281	T19	\$69,600.00
2009	69	71			140	Cut	\$0.00
2011	72	71	76	74	293	T68	\$13,260.00
Total							\$97,885.50

## Kim, Bio (74.00)

Year	1st	2nd	3rd	4th	Total	Finish	Money
2011	72	76			148	Cut	\$0.00
Total							\$0.00

## Kim, Michael (69.92)

Year	1st	2nd	3rd	4th	Total	Finish	Money
2016	69	66	71	66	272	T34	\$36,082.86
2017	68	71	69	71	279	T40	\$25,605.00
2018	72	69			141	Cut	\$0.00
2019	74	73			147	Cut	\$0.00
Total							\$61,687.86

## Kim, Whee (70.82)

Year	1st	2nd	3rd	4th	Total	Finish	Money
2015	72	66	71		209	T82	\$12,496.00
2016	68	67	70	70	275	T49	\$17,438.89
2017	73	70			1443	Cut	\$0.00
2019	75	77			152	Cut	\$0.00
Total							\$29,934.89

## Kimball, Karl (71.75)

Year	1st	2nd	3rd	4th	Total	Finish	Money
1989	73	70			143	Cut	\$0.00
1991	74	70			144	Cut	\$0.00
Total							\$0.00

## King, Brad (70.00)

Year	1st	2nd	3rd	4th	Total	Finish	Money
1994	69	71			140	T65	\$2,304.00
Total							\$2,304.00

## Kirby, Eddie (74.00)

Year	1st	2nd	3rd	4th	Total	Finish	Money
1994	72	76			148	Cut	\$0.00
Total							\$0.00

## Kirk, Chris (68.00)

Year	1st	2nd	3rd	4th	Total	Finish	Money
2011	68				68	DQ	\$0.00
Total							\$0.00

## Kisner, Kevin (70.10)

Year	1st	2nd	3rd	4th	Total	Finish	Money
2011	72	69	75	76	292	T63	\$13,780.00
2012	67	74	71	68	280	T36	\$30,615.00
2014	69	70	70	66	275	T16	\$100,050.00
Total							\$144,445.00

## Kite, Tom (70.12)

Year	1st	2nd	3rd	4th	Total	Finish	Money
1973	73	72	71	71	287	T32	\$830.00
1974	71	69	70	80	290	T65	\$259.40
1975	74	70			144	Cut	\$0.00
1976	68	70	71	73	282	T16	\$2,900.00
1977	70	72	72	74	288	T35	\$944.20
1978	72	72	70	69	283	T26	\$1,361.10
1979	71	74	74	66	285	T24	\$2,321.20

## Kite, Tom (70.12)(Continued)

Year	1st	2nd	3rd	4th	Total	Finish	Money
1984	72	73	68	69	282	T9	\$12,500.00
1985	69	69	74	69	281	T18	\$6,520.00
1987	70	65	68	66	269	T6	\$19,425.00
1988	75	69			144	Cut	\$0.00
1989	70	63	71	71	275	T40	\$3,504.40
1990	73	71	69		213	T28	\$5,850.00
1991	68	66	66	75	275	T8	\$30,800.00
1992	67	65	71		203	T14	\$17,600.00
1993	74	69			143	Cut	\$0.00
1994	68	69			137	T28	\$6,737.10
1996	72	66	68	72	278	T57	\$3,300.00
1997	69	67	67	67	270	T19	\$20,314.20
1998	69	70	66	70	275	T25	\$17,512.50
Total							\$159,871.60

## Klauk, Jeff (69.00)

Year	1st	2nd	3rd	4th	Total	Finish	Money
2009	72	66	69	69	276	T45	\$18,218.50
Total							\$18,218.50

## Klein, Jeff (73.00)

Year	1st	2nd	3rd	4th	Total	Finish	Money
2003	73	73			146	Cut	\$0.00
Total							\$0.00

## Knoll, Jim (73.00)

Year	1st	2nd	3rd	4th	Total	Finish	Money
1979	71	75			146	Cut	\$0.00
Total							\$0.00

## Knost, Colt (70.06)

Year	1st	2nd	3rd	4th	Total	Finish	Money
2007	74	64	74	74	286	T67	\$0.00
2008	74	72			146	Cut	\$0.00
2009	67	72	67	71	277	T52	\$14,933.70
2010	67	75			142	Cut	\$0.00
2011	74	71			145	Cut	\$0.00
2012	72	74			146	Cut	\$0.00
2013	68	70	71	68	277	T21	\$67,000.00
2014	72	73			145	Cut	\$0.00
2015	68	65	66	68	267	T10	\$157,383.30
2016	70	63	69	65	267	T4	\$264,625.00
2019	71	73			144	Cut	\$0.00
Total							\$503,942.00



# Player Year-by-Year Results

## Koch, Gary (72.03)

Year	1st	2nd	3rd	4th	Total	Finish	Money
1976	73	69	69	77	288	T44	\$565.50
1977	75	71	77	75	298	T67	\$320.00
1978	72	71	71	68	282	T22	\$1,825.00
1979	70	72	70	69	281	T11	\$6,900.00
1980	70	75	65	75	285	T22	\$3,000.00
1981	71	69	82	73	295	T55	\$681.00
1982	72	74			146	Cut	\$0.00
1988	72	72			144	Cut	\$0.00
1990	71	74	69		214	T40	\$3,332.70
					Total		\$16,624.20

## Koepka, Brooks (68.36)

Year	1st	2nd	3rd	4th	Total	Finish	Money
2014	74	70			144	Cut	\$0.00
2015	69	68	64	67	268	T16	\$102,950.00
2016	65	64	65	71	265	2	\$788,400.00
2017	67	69	70	74	280	T50	\$18,090.00
2019	65	66	68	65	264	4	\$379,200.00
					Total		\$1,288,640.00

## Kohles, Ben (71.00)

Year	1st	2nd	3rd	4th	Total	Finish	Money
2013	72	70			142	Cut	\$0.00
					Total		\$0.00

## Kokrak, Jason (69.33)

Year	1st	2nd	3rd	4th	Total	Finish	Money
2012	72	74			146	Cut	\$0.00
2017	66	62	72	70	270	4	\$360,000.00
					Total		\$360,000.00

## Kraft, Greg (71.00)

Year	1st	2nd	3rd	4th	Total	Finish	Money
1992	71	68	71		210	T68	\$2,222.00
1996	70	69	67	65	271	T10	\$31,125.00
1997	71	73			144	Cut	\$0.00
1999	69	68	72	64	273	T12	\$57,000.00
2000	72	68	72	70	282	T49	\$9,691.40
2001	72	68			140	Cut	\$0.00
2002	75	79			154	Cut	\$0.00
2006	77	68			145	Cut	\$0.00
2008	74	76			150	Cut	\$0.00
2009	72	76			148	Cut	\$0.00
					Total		\$100,038.40

## Kraft, Kelly (71.36)

Year	1st	2nd	3rd	4th	Total	Finish	Money
2012	77	76			153	Cut	\$0.00
2015	73	71			144	Cut	\$0.00
2016	69	69	70	67	275	T49	\$17,438.89
2017	71	72			143	Cut	\$0.00
2019	71	73			144	Cut	\$0.00
					Total		\$17,438.89

## Krajewski, Volker (75.00)

Year	1st	2nd	3rd	4th	Total	Finish	Money
1974	74	76			150	Cut	\$0.00
					Total		\$0.00

## Kratzert, Billy (71.29)

Year	1st	2nd	3rd	4th	Total	Finish	Money
1977	74	69	68	71	282	T9	\$5,200.00
1978	71	73	69	66	279	T10	\$4,100.00
1979	72	73			145	WD	\$0.00
1980	71	67	68	71	277	3	\$20,400.00
1982	70	77			147	Cut	\$0.00
1983	71	72	76	73	292	T62	\$848.00
1984	72	74	71	69	286	T22	\$4,641.60
1985	67	70	71	73	281	T18	\$6,520.00
1986	69	77			146	Cut	\$0.00
1987	72	72			144	Cut	\$0.00
1988	75	70			145	Cut	\$0.00
					Total		\$41,709.60

## Kresge, Cliff (70.85)

Year	1st	2nd	3rd	4th	Total	Finish	Money
2001	72	70			142	Cut	\$0.00
2003	72	71			143	Cut	\$0.00
2004	73	69			142	Cut	\$0.00

## Kresge, Cliff (70.85) (Continued)

Year	1st	2nd	3rd	4th	Total	Finish	Money
2007	68	71	70	74	283	T62	\$13,419.00
2008	69	72	71	74	286	T47	\$17,578.60
2009	70	69	74	65	278	T60	\$14,040.00
2010	72	71			143	Cut	\$0.00
					Total		\$45,037.60

## Kribel, Joel (75.50)

Year	1st	2nd	3rd	4th	Total	Finish	Money
2003	70	81			151	Cut	\$0.00
					Total		\$0.00

## Krick, Phil (80.00)

Year	1st	2nd	3rd	4th	Total	Finish	Money
1973	82	78			160	Cut	\$0.00
					Total		\$0.00

## Krueger, Gary (72.17)

Year	1st	2nd	3rd	4th	Total	Finish	Money
1984	78	79			157	Cut	\$0.00
1987	65	70	68	73	276	T41	\$1,989.30
					Total		\$1,989.30

## Kuboya, Kenichi (71.00)

Year	1st	2nd	3rd	4th	Total	Finish	Money
2003	68	74			142	Cut	\$0.00
					Total		\$0.00

## Kuchar, Matt (68.97)

Year	1st	2nd	3rd	4th	Total	Finish	Money
2007	72	68	69	69	278	T39	\$25,830.00
2008	71	71	70	73	285	T42	\$22,400.00
2009	70	69	68	68	275	T39	\$26,000.00
2011	69	71	68	72	280	T6	\$225,875.00
2012	66	68	72	70	276	T15	\$107,250.00
2013	69	70	71	69	279	T33	\$32,495.00
2014	69	67	68	68	272	T7	\$207,862.50
2015	71	67	64	70	272	T39	\$27,690.00
2016	65	67	65	69	266	3	\$496,400.00
2017	66	71	67	69	273	T9	\$195,000.00
2018	72	69			141	Cut	\$0.00
					Total		\$1,366,802.50

## Kuchar, Wally (75.50)

Year	1st	2nd	3rd	4th	Total	Finish	Money
1979	73	78			151	Cut	\$0.00
					Total		\$0.00

## Kuehne, Hank (71.26)

Year	1st	2nd	3rd	4th	Total	Finish	Money
2000	71	72	64	68	275	T13	\$80,000.00
2003	67	72	74	68	281	T56	\$12,600.00
2004	70	69	65	73	277	T34	\$28,668.50
2005	71				71	WD	\$0.00
2007	74	73			147	Cut	\$0.00
2012	69	74			143	Cut	\$0.00
2013	71	80			151	Cut	\$0.00
					Total		\$121,268.50

## Kuehne, Trip (72.00)

Year	1st	2nd	3rd	4th	Total	Finish	Money
1992	73	72			145	Cut	\$0.00
1995	71	72			143	Cut	\$0.00
					Total		\$0.00

## Kuklinski, Pete (78.50)

Year	1st	2nd	3rd	4th	Total	Finish	Money
1970	80	77			157	Cut	\$0.00
					Total		\$0.00

## Kullberg, Mike (76.00)

Year	1st	2nd	3rd	4th	Total	Finish	Money
2003	75	77			152	Cut	\$0.00
					Total		\$0.00

## Kunes, Joe (77.50)

Year	1st	2nd	3rd	4th	Total	Finish	Money
1977	82	76			158	Cut	\$0.00
1978	76	76			152	Cut	\$0.00

## Labelle II, Doug (70.58)

Year	1st	2nd	3rd	4th	Total	Finish	Money
2007	68	71	71	67	277	T29	\$36,729.00
2013	71	70			141	Cut	\$0.00
2014	72	72			144	Cut	\$0.00
					Total		\$36,729.00

## La'cassie, Bronson (00.00)

Year	1st	2nd	3rd	4th	Total	Finish	Money
2014	73	69			142	Cut	\$0.00
					Total		\$0.00

## Ladehoff, Greg (70.13)

Year	1st	2nd	3rd	4th	Total	Finish	Money
1986	74	69	69	68	280	T41	\$2,280.00
1987	71	71			142	Cut	\$0.00
1988	74	70			144	Cut	\$0.00
1989	66	66	71	71	274	T31	\$5,433.30
1991	67	69	72	74	282	T37	\$4,840.00
					Total		\$12,553.30

## Lahiri, Anirban (70.08)

Year	1st	2nd	3rd	4th	Total	Finish	Money
2016	72	65	71	66	274	T46	\$21,267.34
2017	75	73			148	Cut	\$0.00
2018	68	67	72	67	274	T26	\$55,825.00
2019	70	75			145	Cut	\$0.00
					Total		\$77,092.34

## Laird, Martin (70.50)

Year	1st	2nd	3rd	4th	Total	Finish	Money
2008	74	69	72	75	290	T63	\$13,568.00
2009	72	67	68	68	275	T39	\$26,000.00
2010	72	67	74	72	285	T53	\$15,080.00
2015	70	69			139	Cut	\$0.00
2018	71	76			147	Cut	\$0.00
2019	67	66	70	71	274	T35	\$36,488.12
					Total		\$91,136.12

## Lamb, Rick (71.50)

Year	1st	2nd	3rd	4th	Total	Finish	Money
2014	73	69			142	Cut	\$0.00
2017	71	72			143	Cut	\$0.00
					Total		\$0.00

## Lamely, Derek (71.33)

Year	1st	2nd	3rd	4th	Total	Finish	Money
2010	70	75			145	Cut	\$0.00
2011	72	81			153	Cut	\$0.00
2012	69	70	71	69	279	T29	\$40,439.20
					Total		\$40,439.20

## Lamontagne, Steve (71.00)

Year	1st	2nd	3rd	4th	Total	Finish	Money
1990	66	75	74		215	T51	\$2,315.50
1992	68	71	70		209	T62	\$2,321.00
1993	71	70	69	74	284	T71	\$2,388.00
1994	71	73			144	Cut	\$0.00
					Total		\$7,024.50

# Player Year-by-Year Results

## Landrum, Ralph (77.00)

Year	1st	2nd	3rd	4th	Total	Finish	Money
1984	81				81	WD	\$0.00
1985	80	70			150	Cut	\$0.00
					Total		\$0.00

## Landry, Andrew (69.67)

Year	1st	2nd	3rd	4th	Total	Finish	Money
2016	69	68	72		209	T75	\$13,797.00
					Total		\$13,797.00

## Langer, Bernhard (69.81)

Year	1st	2nd	3rd	4th	Total	Finish	Money
1986	72	66	66	72	276	T12	\$11,057.10
2005	73	67	69	67	276	T40	\$22,320.00
2006	70	70	71	71	282	T61	\$13,206.00
2007	70	69	72	72	283	T62	\$13,419.00
					Total		\$60,002.10

## Langham, Franklin (69.50)

Year	1st	2nd	3rd	4th	Total	Finish	Money
1996	67	71	69	69	276	T40	\$4,999.10
1998	69	72			141	Cut	\$0.00
2000	71	70	68	68	277	T20	\$44,960.00
2001	74	68			142	Cut	\$0.00
2002	68	67	71	70	276	T17	\$67,200.00
					Total		\$117,159.10

## Langley, Jim (76.67)

Year	1st	2nd	3rd	4th	Total	Finish	Money
1968	75	72	82	79	308	71	\$0.00
1969	79	73			152	Cut	\$0.00
					Total		\$0.00

## Langley, Scott (70.63)

Year	1st	2nd	3rd	4th	Total	Finish	Money
2013	71	69	70	73	283	T63	\$14,204.00
2015	73	69			142	Cut	\$0.00
2016	68	72			140	Cut	\$0.00
					Total		\$14,204.00

## Lankford, Jeffrey (81.00)

Year	1st	2nd	3rd	4th	Total	Finish	Money
1988	81				81	WD	\$0.00
					Total		\$0.00

## Lardon, Brad (72.17)

Year	1st	2nd	3rd	4th	Total	Finish	Money
1991	79	72			151	Cut	\$0.00
1994	72	68			140	T65	\$2,304.00
2003	70	72			142	Cut	\$0.00
					Total		\$2,304.00

## Larsson, Dean (75.50)

Year	1st	2nd	3rd	4th	Total	Finish	Money
2005	78	74			152	Cut	\$0.00
2009	74	76			150	Cut	\$0.00
					Total		\$0.00

## Lashley, Nate (68.50)

Year	1st	2nd	3rd	4th	Total	Finish	Money
2018	67	71	73	64	275	T32	\$39,116.00
2019	67	73	67	66	273	T29	\$50,230.83
					Total		\$89,346.83

## Lawrence, Palmer (78.67)

Year	1st	2nd	3rd	4th	Total	Finish	Money
1968	81	82			163	Cut	\$0.00
1969	80	72			152	Cut	\$0.00
1970	79	78			157	Cut	\$0.00
					Total		\$0.00

## Laycock, Scott (70.50)

Year	1st	2nd	3rd	4th	Total	Finish	Money
2003	69	72			141	Cut	\$0.00
					Total		\$0.00

## Leaney, Stephen (70.14)

Year	1st	2nd	3rd	4th	Total	Finish	Money
2004	66	69	69	68	272	T7	\$174,725.00
2005	69	68	68	69	274	T27	\$41,268.70
2006	70	70	68	75	283	T67	\$12,586.00
2007	70	68	70	69	277	T29	\$36,729.00
2008	71	72	75	73	291	T66	\$13,248.00
2009	71	75			146	Cut	\$0.00
					Total		\$278,556.70

## Leaver, Bob (79.50)

Year	1st	2nd	3rd	4th	Total	Finish	Money
1976	80	79			159	Cut	\$0.00
					Total		\$0.00

## Lebioda, Hank (71.50)

Year	1st	2nd	3rd	4th	Total	Finish	Money
2019	74	69			143	Cut	\$0.00
					Total		\$0.00

## Lebrun, Steve (71.00)

Year	1st	2nd	3rd	4th	Total	Finish	Money
2013	69	73			142	Cut	\$0.00
					Total		\$0.00

## Lee, D.H. (70.75)

Year	1st	2nd	3rd	4th	Total	Finish	Money
2013	68	69	69	74	280	T43	\$22,110.00
2015	77	67			144	Cut	\$0.00
2016	74	68			142	Cut	\$0.00
					Total		\$0.00

## Lee, Danny (68.50)

Year	1st	2nd	3rd	4th	Total	Finish	Money
2009	69	67	69	66	271	T13	\$125,666.60
2012	71	71	68	67	277	T19	\$78,780.00
2014	69	77			146	Cut	\$0.00
2015	67	69	66	69	271	T34	\$36,636.00
2016	63	69	69	69	270	T18	\$91,980.00
2017	70	70	64	68	272	T5	\$263,437.50
					Total		\$596,500.10

## Lee, David (77.50)

Year	1st	2nd	3rd	4th	Total	Finish	Money
1969	76	84			160	Cut	\$0.00
1971	76	74			150	Cut	\$0.00
					Total		\$0.00

## Lee, Jeff (74.75)

Year	1st	2nd	3rd	4th	Total	Finish	Money
1990	79	74			153	Cut	\$0.00
1992	74	72			146	Cut	\$0.00
					Total		\$0.00

## Lee, Kyoung-Hoon (70.00)

Year	1st	2nd	3rd	4th	Total	Finish	Money
2019	68	72	70		210	T72	\$15,010.00
					Total		\$15,010.00

## Lee, Lucas (71.00)

Year	1st	2nd	3rd	4th	Total	Finish	Money
2016	70	72			142	Cut	\$0.00
					Total		\$0.00

## Lee, Richard H (70.00)

Year	1st	2nd	3rd	4th	Total	Finish	Money
2016	69	71			140	Cut	\$0.00
					Total		\$0.00

## Lee, Richard H. (71.33)

Year	1st	2nd	3rd	4th	Total	Finish	Money
2012	68	72	74	67	281	T41	\$22,132.50
2014	75	72			147	Cut	\$0.00
					Total		\$22,132.50

## Lee, Stan (71.50)

Year	1st	2nd	3rd	4th	Total	Finish	Money
1978	68	73	74	71	286	T51	\$475.00
					Total		\$475.00

## Leggatt, Ian (70.50)

Year	1st	2nd	3rd	4th	Total	Finish	Money
2005	66	73	68	69	276	T40	\$22,320.00
2006	75	72			147	Cut	\$0.00
					Total		\$22,320.00

## Legrance, Cobie (74.00)

Year	1st	2nd	3rd	4th	Total	Finish	Money
1968	76	72			148	Cut	\$0.00
					Total		\$475.00

## Lehman, Tom (71.47)

Year	1st	2nd	3rd	4th	Total	Finish	Money
1983	71	73	75	74	293	T67	\$816.00
1984	75	73	74	73	295	T68	\$1,005.00
1985	69	71	69	76	285	T47	\$1,268.70
1993	71	67	69	76	283	T67	\$2,460.00
1994	70	71			141	Cut	\$0.00
1998	69	71			140	Cut	\$0.00
1999	70	70			140	Cut	\$0.00
2001	73	69			142	Cut	\$0.00

## Lehmann, Ted (73.50)

Year	1st	2nd	3rd	4th	Total	Finish	Money
1987	74	73			147	Cut	\$0.00
					Total		\$0.00

## Leishman, Marc (68.38)

Year	1st	2nd	3rd	4th	Total	Finish	Money
2009	68	70	63	68	269	T8	\$182,000.00
2010	67	67	72	69	275	T12	\$131,625.00
2011	70	77			147	Cut	\$0.00
2012	65	69	71	66	271	T3	\$312,000.00
2013	66	70	69	70	275	T12	\$131,320.00
2014	66	68	68	68	270	T3	\$400,200.00
2015	70	70			140	Cut	\$0.00
2016	69	71			140	Cut	\$0.00
2017	68	71	68	67	274	T13	\$136,500.00
2018	61	66	69	68	264	2	\$831,600
					Total		\$2,125,245.00

## Leonard, Jeff (71.50)

Year	1st	2nd	3rd	4th	Total	Finish	Money
1995	76	67			143	Cut	\$0.00
					Total		\$0.00

## Leonard, Justin (69.57)

Year	1st	2nd	3rd	4th	Total	Finish	Money
1993	70	67	68	75	280	T56	\$0.00
1995	70	66	68	69	273	T26	\$9,425.00
1996	68	72	69	64	273	T23	\$12,975.00
1997	66	69	67	70	272	T27	\$13,320.00
1998	68	69	69	70	276	T35	\$11,546.80
1999	63	70	69	71	273	T12	\$57,000.00
2000	80	69			149	Cut	\$0.00
2001	68	69	61	69	267	T6	\$156,375.00
2002	67	69	71	68	275	T15	\$84,000.00
2003	67	70	69	66	272	T9	\$140,000.00
2004	69	70	68	70	277	T34	\$28,668.50
2005	72	68	72	68	280	T58	\$13,578.00
2006	69	71	71	66	277	T26	\$43,090.00
2007	71	70	71	68	280	T51	\$15,025.50
2008	71	66	74	70	281	T19	\$69,600.00
2009	75	63	66	68	272	T16	\$91,185.70
2010	72	67	68	71	278	T26	\$49,616.60
2011	76	71			147	Cut	\$0.00
2012	73	70			143	Cut	\$0.00
2013	70	70	70	70	280	T43	\$22,110.00
2014	75	73			148	Cut	\$0.00
					Total		\$817,516.10

# Player Year-by-Year Results

## Levi, Wayne (71.08)

Year	1st	2nd	3rd	4th	Total	Finish	Money
1978	75	79			154	Cut	\$0.00
1979	76	70			146	Cut	\$0.00
1980	71	70	71	68	280	T6	\$10,050.00
1984	74	73	69	66	282	T9	\$12,500.00
1986	74				74	WD	\$0.00
1989	62	67	68	71	268	T5	\$36,500.00
1995	77				77	WD	\$0.00
1996	68	73			141	Cut	\$0.00
1997	71	69			140	Cut	\$0.00
1999	68	70	72	76	286	T2	\$5,880.00
					Total		\$64,930.00

## Levin, Don (78.00)

Year	1st	2nd	3rd	4th	Total	Finish	Money
1981	76	80			156	Cut	\$0.00
					Total		\$0.00

## Levin, Spencer (69.25)

Year	1st	2nd	3rd	4th	Total	Finish	Money
2009	67	73			140	Cut	\$0.00
2010	71	67	70	71	279	T32	\$35,316.60
2014	71	74			145	Cut	\$0.00
2015	71	67	65	66	269	T22	\$62,302.50
2016	68	66	67	66	267	T4	\$264,625.00
2017	71	71	73	70	285	T66	\$15,375.00
					Total		\$377,619.10

## Levinson, John (75.50)

Year	1st	2nd	3rd	4th	Total	Finish	Money
1970	76	75			151	Cut	\$0.00
					Total		\$0.00

## Lewis, J.L. (71.10)

Year	1st	2nd	3rd	4th	Total	Finish	Money
1989	72	76			148	Cut	\$0.00
1995	67	68	69	71	275	T41	\$4,550.00
1998	67	74			141	Cut	\$0.00
1999	66	72	74	78	290	T3	\$5,820.00
2000	71	71	72	67	281	T41	\$13,620.00
2001	68	67	70	67	272	T28	\$28,050.00
2002	71	69			140	Cut	\$0.00
2003	73	77			150	Cut	\$0.00
2004	64	74	68	73	279	T48	\$14,577.30
2005	71	73			144	Cut	\$0.00
2006	71	70	74	74	289	T77	\$11,532.00
2007	71	70	75	70	286	T67	\$12,915.00
2008	74	75			149	Cut	\$0.00
					Total		\$91,064.30

## Lewis, Jack (72.60)

Year	1st	2nd	3rd	4th	Total	Finish	Money
1970	76	75			151	Cut	\$0.00
1971	73	69	72	69	283	T21	\$1,156.00
1972	71	71	74	76	292	T68	\$156.20
					Total		\$1,312.20

## Lewis, Jeff (70.00)

Year	1st	2nd	3rd	4th	Total	Finish	Money
1986	69	71	70	70	280	T41	\$2,280.00
1987	73	67			140	Cut	\$0.00
					Total		\$2,280.00

## Lewis Jr., Bob (75.75)

Year	1st	2nd	3rd	4th	Total	Finish	Money
1971	70	80			150	Cut	\$0.00
1972	79	74			153	Cut	\$0.00
					Total		\$0.00

## Liao, K.C. (77.50)

Year	1st	2nd	3rd	4th	Total	Finish	Money
1984	77	78			155	Cut	\$0.00
					Total		\$0.00

## Lickliter II, Frank (70.35)

Year	1st	2nd	3rd	4th	Total	Finish	Money
1996	75	72			147	Cut	\$0.00
1997	72	68			140	Cut	\$0.00
1998	65	72	72	71	280	T63	\$5,225.00
1999	68	69	73	71	281	T60	\$6,510.00
2001	68	66	66	72	272	T28	\$28,050.00
2002	64	70	70	70	274	T8	\$120,000.00
2003	74	74			148	Cut	\$0.00
2004	70	71			141	Cut	\$0.00
2007	76	68			144	Cut	\$0.00
2008	73	65	72	70	280	T13	\$113,066.60
2016	72	73			145	Cut	\$0.00
					Total		\$272,851.60

## Liebler, Steven (73.63)

Year	1st	2nd	3rd	4th	Total	Finish	Money
1982	72	78			150	Cut	\$0.00
1984	74	77			151	Cut	\$0.00
1985	69	73	72	74	288	T65	\$1,050.00
					Total		\$1,050.00

## Lietzke, Bruce (70.59)

Year	1st	2nd	3rd	4th	Total	Finish	Money
1976	75	71			146	Cut	\$0.00
1977	74	73	74	73	294	T54	\$445.00
1978	80	70			150	Cut	\$0.00
1980	69	72	69	72	282	T12	\$6,600.00
1981	68	74	69	70	281	1	\$54,000.00
1982	69	69	70	66	274	T6	\$11,331.20
1983	72	67	69	69	277	T4	\$13,971.40
1984	80	71			151	Cut	\$0.00
1985	71	74			145	Cut	\$0.00
1986	71	70	67	70	278	T26	\$4,580.00
1987	71	74			145	Cut	\$0.00
1988	66	69	66	70	271	1	\$135,000.00
1989	68	69	71	71	279	T62	\$2,130.00
1990	71	68	68		207	T3	\$58,000.00
1991	67	67	68	75	277	T18	\$15,950.00
1992	65	67	67		199	T2	\$82,133.30
1993	71	62	70	74	277	T33	\$5,820.00
1994	71	73			144	Cut	\$0.00
1995	74	71			145	Cut	\$0.00
1996	72	68	75	67	282	77	\$2,790.00
1997	70	71			141	Cut	\$0.00
1998	78	68			146	Cut	\$0.00
1999	76	71			147	Cut	\$0.00
2000	74	69	73	70	286	T72	\$7,720.00
					Total		\$400,470.90

## Lile, Craig (71.00)

Year	1st	2nd	3rd	4th	Total	Finish	Money
2007	70	72			142	Cut	\$0.00
					Total		\$0.00

## Lind, David (75.25)

Year	1st	2nd	3rd	4th	Total	Finish	Money
1977	70	78	76	77	301	T72	\$0.00
					Total		\$0.00

## Lindheim, Nicholas (69.08)

Year	1st	2nd	3rd	4th	Total	Finish	Money
2017	70	70	71	74	285	T66	\$15,375.00
2018	66	69	68	72	275	T32	\$39,116.00
2019	70	69	62	68	269	T12	\$154,840.00
					Total		\$209,331.00

## Lindsey, Pat (72.12)

Year	1st	2nd	3rd	4th	Total	Finish	Money
1980	69	73	72	70	284	T18	\$4,050.00
1981	74	69	73	77	293	T44	\$990.00
1982	70	72	69	65	276	T10	\$7,758.30
1983	69	73	74	74	290	T53	\$936.00
1984	79				79	WD	\$0.00
1985	74	68	76	76	294	T73	\$965.00
1986	71	72	74	70	287	T75	\$1,134.00
					Total		\$15,833.30

## Lingmerth, David (69.25)

Year	1st	2nd	3rd	4th	Total	Finish	Money
2015	72	67			139	Cut	\$0.00
2018	71	69			140	Cut	\$0.00
2019	71	72	74	70	275	T43	\$23,083.80
					Total		\$23,083.80

## Lippstreu, Dan (76.50)

Year	1st	2nd	3rd	4th	Total	Finish	Money
1970	75	78			153	Cut	\$0.00
					Total		\$0.00

## List, Luke (72.75)

Year	1st	2nd	3rd	4th	Total	Finish	Money
2013	75	77			152	Cut	\$0.00
2016	72	67			139	Cut	\$0.00
					Total		\$0.00

## Lister, John (74.10)

Year	1st	2nd	3rd	4th	Total	Finish	Money
1973	77	72			149	Cut	\$0.00
1974	79	71			150	Cut	\$0.00
1975	75	74			149	Cut	\$0.00
1976	69	78			147	Cut	\$0.00
1979	75	71			146	Cut	\$0.00
					Total		\$0.00

## Littler, Gene (71.65)

Year	1st	2nd	3rd	4th	Total	Finish	Money
1968	74	75			149	Cut	\$0.00
1971	69	70	70	73	282	T17	\$1,687.50
1975	71	70	69	68	278	T21	\$1,580.10
1976	74	72			146	Cut	\$0.00
1978	71	74	72	70	287	T55	\$430.00
1979	69	72	71	68	280	T9	\$8,400.00
1981	70	73	76	71	290	T24	\$2,557.50
1982	73	78			151	Cut	\$0.00
					Total		\$14,655.10

## Lively, Bill (76.75)

Year	1st	2nd	3rd	4th	Total	Finish	Money
1969	74	79			153	Cut	\$0.00
1975	77	77			154	Cut	\$0.00
					Total		\$0.00

## Lively, John (76.83)

Year	1st	2nd	3rd	4th	Total	Finish	Money
1968	82	77			159	Cut	\$0.00
1969	78	77			155	Cut	\$0.00
1970	74	75	75	69	293	T68	\$142.80
1977	78	83			161	Cut	\$0.00
1987	75	79			154	Cut	\$0.00
					Total		\$142.80

## Loar, Edward (72.00)

Year	1st	2nd	3rd	4th	Total	Finish	Money
2001	73	76			149	Cut	\$0.00
2003	69	76			145	Cut	\$0.00
2012	73	70			143	Cut	\$0.00
2014	69	73			142	Cut	\$0.00
					Total		\$0.00



# Player Year-by-Year Results

## Lonard, Peter (70.14)

Year	1st	2nd	3rd	4th	Total	Finish	Money
2006	71	68	69	69	277	T26	\$43,090.00
2007	75	70			145	Cut	\$0.00
2009	73	75			148	Cut	\$0.00
					Total		\$229,617.30

## Long, Michael (71.00)

Year	1st	2nd	3rd	4th	Total	Finish	Money
2005	72	70			142	Cut	\$0.00
					Total		\$0.00

## Lopez, Lance (70.33)

Year	1st	2nd	3rd	4th	Total	Finish	Money
2016	68	68	75		211	T79	\$13,213.00
					Total		\$13,213.00

## Lopez, Paul (74.33)

Year	1st	2nd	3rd	4th	Total	Finish	Money
1991	77	72			149	Cut	\$0.00
1993	74				74	WD	\$0.00
					Total		\$0.00

## Lord, Michael (76.00)

Year	1st	2nd	3rd	4th	Total	Finish	Money
1999	75	72			147	Cut	\$0.00
2000	83	74			157	Cut	\$0.00
					Total		\$0.00

## Lott, Lyn (72.94)

Year	1st	2nd	3rd	4th	Total	Finish	Money
1974	74	73			147	Cut	\$0.00
1975	75	69			144	Cut	\$0.00
1976	75	71			146	Cut	\$0.00
1977	68	71	71	69	279	T3	\$11,800.00
1978	72	72	75	73	292	T66	\$330.00
1980	71	76			147	T66	\$609.00
1984	77	81			158	Cut	\$0.00
					Total		\$12,739.00

## Lotz, Dick (71.50)

Year	1st	2nd	3rd	4th	Total	Finish	Money
1968	73	69	72	72	286	T35	\$550.00
					Total		\$550.00

## Lotz, John (73.27)

Year	1st	2nd	3rd	4th	Total	Finish	Money
1968	73	70	69	73	285	T24	\$752.20
1969	75	73	70	73	291	T41	\$322.50
1970	72	76	73	76	297	76	\$142.80
1971	72	76			148	Cut	\$0.00
1973	78				78	WD	\$0.00
					Total		\$1,217.50

## Loupe, Andrew (72.09)

Year	1st	2nd	3rd	4th	Total	Finish	Money
2014	76	74			150	Cut	\$0.00
2015	69	65	69	70	273	T46	\$18,460.00
2016	70	66	77		213	T82	\$12,775.00
2017	84	73			157	Cut	\$0.00
					Total		\$31,235.00

## Loustalot, Tim (70.00)

Year	1st	2nd	3rd	4th	Total	Finish	Money
1995	69	67	71	73	280	T67	\$2,626.00
					Total		\$2,626.00

## Love III, Davis (69.56)

Year	1st	2nd	3rd	4th	Total	Finish	Money
1986	77	70			147	Cut	\$0.00
1990	75	69	67		211	T16	\$15,500.00
1992	67	71	68		206	T39	\$4,180.00
1993	68	66	69	71	274	T11	\$22,400.00
1996	72	67	71	69	279	T64	\$3,060.00
1997	68	70	70	73	281	T64	\$3,744.00
2000	66	63	71	69	269	T2	\$352,000.00
2002	71	68	73	70	282	T50	\$11,488.00
2009	73	64	69	71	277	T52	\$14,933.70
					Total		\$427,305.70

## Lovelady, Tom (71.33)

Year	1st	2nd	3rd	4th	Total	Finish	Money
2018	66	70	74	71	281	T70	\$15,246.00
2019	73	74			147	Cut	\$0.00
					Total		\$15,246.00

## Lovemark, Jamie (70.50)

Year	1st	2nd	3rd	4th	Total	Finish	Money
2012	72	75			147	Cut	\$0.00
2014	73	67	71	72	283	T64	\$14,559.00
2017	72	66	68	69	275	T18	\$108,750.00
					Total		\$123,309.00

## Lowery, Steve (70.02)

Year	1st	2nd	3rd	4th	Total	Finish	Money
1988	68	76			144	Cut	\$0.00
1993	72	67	67	71	277	T33	\$5,820.00
1994	69	71			140	T65	\$2,304.00
1995	72	67	69	62	270	T11	\$27,560.00
1996	67	69	72	67	275	T36	\$7,218.70
1997	74	67			141	Cut	\$0.00
1998	70	71			141	Cut	\$0.00
1999	62	70	69	77	278	T41	\$11,100.00
2000	77	66	70	67	280	T33	\$20,250.00
2001	67	70	68	71	276	T62	\$9,630.00
2002	68	69	76	72	285	T67	\$9,552.00
2003	77				77	WD	\$0.00
2004	68	69	70	76	283	T72	\$11,252.00
2005	65	69	72	75	281	T64	\$12,958.00
2006	65	69	71	73	278	T34	\$28,069.00
2009	68	74			142	Cut	\$0.00
2010	72	71			143	Cut	\$0.00
					Total		\$145,713.70

## Luck, Curtis (68.75)

Year	1st	2nd	3rd	4th	Total	Finish	Money
2019	71	67	66	71	275	T43	\$23,083.80
					Total		\$23,083.80

## Lum, Wren (75.00)

Year	1st	2nd	3rd	4th	Total	Finish	Money
1979	75	75			150	Cut	\$0.00
1980	73	77			150	Cut	\$0.00
					Total		\$0.00

## Lunde, Bill (71.11)

Year	1st	2nd	3rd	4th	Total	Finish	Money
2009	70	71			141	Cut	\$0.00
2010	71	74			145	Cut	\$0.00
2012	66	75	69	72	282	T49	\$15,748.50
2013	73	72			145	Cut	\$0.00
2015	74	66			140	Cut	\$0.00
					Total		\$15,748.50

## Lundstrom, David (75.00)

Year	1st	2nd	3rd	4th	Total	Finish	Money
1976	79	75			154	Cut	\$0.00
1977	76	73			149	Cut	\$0.00
1985	76	75			151	Cut	\$0.00
1986	70	76			146	Cut	\$0.00
					Total		\$0.00

## Lunn, Bob (71.81)

Year	1st	2nd	3rd	4th	Total	Finish	Money
1968	75	71	75	76	297	69	\$0.00
1969	69	74	68	71	282	T8	\$2,825.00
1971	71	72	71	70	284	T27	\$869.00
1974	69	72	75	70	286	T52	\$338.00
					Total		\$4,032.00

## Lutterus, David (71.75)

Year	1st	2nd	3rd	4th	Total	Finish	Money
2008	74	71			145	Cut	\$0.00
2010	77	65			142	Cut	\$0.00
					Total		\$0.00

## Lye, Mark (71.22)

Year	1st	2nd	3rd	4th	Total	Finish	Money
1977	74	75			149	Cut	\$0.00
1978	71	73	74	69	287	T55	\$430.00
1979	73	72	76	70	291	T51	\$715.50
1980	70	74	70	74	288	T36	\$1,352.10
1981	74	73			147	Cut	\$0.00

## Lye, Mark (71.22) CONTINUED

Year	1st	2nd	3rd	4th	Total	Finish	Money
1986	70	69	72	70	281	T47	\$1,581.00
1987	73	70			143	Cut	\$0.00
1989	67	67	72	68	274	T31	\$5,433.30
1990	68	69	73		210	T11	\$21,200.00
1991	74	68	68	69	279	T23	\$9,271.40
1993	69	73			142	Cut	\$0.00
					Total		

\$48,410.90

## Lyford, Keith (77.00)

Year	1st	2nd	3rd	4th	Total	Finish	Money
1981	74	80			154	Cut	\$0.00
					Total		\$0.00

## Lyle, Jarrod (71.50)

Year	1st	2nd	3rd	4th	Total	Finish	Money
2007	71	76			147	Cut	\$0.00
2009	74	72			146	Cut	\$0.00
2010	66	70	71	71	278	T26	\$49,616.60
2011	69	75			144	Cut	\$0.00
					Total		\$49,616.60

## Lyle, Sandy (71.50)

Year	1st	2nd	3rd	4th	Total	Finish	Money
1988	68	71	70	70	279	T30	\$4,657.80
1989	72	68			140	Cut	\$0.00
1990	73	79			152	Cut	\$0.00
1997	71	73			144	Cut	\$0.00
					Total		\$4,657.80

## Lytle, Sr., Dick (75.50)

Year	1st	2nd	3rd	4th	Total	Finish	Money
1968	77	74			151	Cut	\$0.00
					Total		\$0.00

## Mackenzie, Will (70.83)

Year	1st	2nd	3rd	4th	Total	Finish	Money
2006	72	76			148	Cut	\$0.00
2010	71	70			141	Cut	\$0.00
2016	66	70	66	69	271	T24	\$54,020.00
2017	73	76			149	Cut	\$0.00
2019	73	68			141	Cut	\$0.00
					Total		\$54,020.00

## Macpherson, Bryden (72.00)

Year	1st	2nd	3rd	4th	Total	Finish	Money
2012	72	72			144	Cut	\$0.00
					Total		\$0.00

## Maddox, Don (73.00)

Year	1st	2nd	3rd	4th	Total	Finish	Money
1974	73	73			146	Cut	\$0.00
					Total		\$0.00

## Madison, Brian (



# Player Year-by-Year Results

## Magee, Andrew (69.73) CONTINUED

Year	1st	2nd	3rd	4th	Total	Finish	Money
1994	74	72			146	Cut	\$0.00
1995	68	72			140	Cut	\$0.00
1996	75	70			145	Cut	\$0.00
1997	66	65	69	68	268	T5	\$56,957.10
1998	71	72			143	Cut	\$0.00
1999	67	65	69	72	273	T12	\$57,000.00
2000	71	71	66	68	276	T15	\$64,000.00
2001	69	68	68	69	274	T43	\$13,702.50
2002	69	70	70	74	283	T56	\$10,704.00
2003	68	68	67	69	272	T9	\$140,000.00
					Total		\$411,026.40

## Magee, Chad (72.50)

Year	1st	2nd	3rd	4th	Total	Finish	Money
1995	71	74			145	Cut	\$0.00
					Total		\$0.00

## Maggert, Jeff (70.76)

Year	1st	2nd	3rd	4th	Total	Finish	Money
1991	72	70	78	79	299	82	\$1,936.00
1992	64	73	69		206	T39	\$4,180.00
1993	73	72			145	Cut	\$0.00
1994	68	71			139	T50	\$2,732.80
1995	71	66	66	71	274	T32	\$6,745.50
1996	67	71	66	67	271	T10	\$31,125.00
1998	69	70	71	69	279	T57	\$5,525.00
2000	75	72			147	Cut	\$0.00
2001	72	72			144	Cut	\$0.00
2002	66	67	73	74	280	T39	\$18,240.00
2003	71	74			145	Cut	\$0.00
2004	68	74			142	Cut	\$0.00
2006	71	71			142	Cut	\$0.00
2008	76	74			150	Cut	\$0.00
2009	71	66	65	67	269	T8	\$182,000.00
2010	73	72			145	Cut	\$0.00
2011	72				72	WD	\$0.00
2012	72	73			145	Cut	\$0.00
2013	68	73			141	Cut	\$0.00
					Total		\$252,484.30

## Maginnes, John (71.43)

Year	1st	2nd	3rd	4th	Total	Finish	Money
1996	73	66	66	69	274	T29	\$9,332.10
1997	69	70			139	Cut	\$0.00
1999	69	74			143	Cut	\$0.00
2000	77	74			151	Cut	\$0.00
2003	72	75			147	Cut	\$0.00
2004	74	72			146	Cut	\$0.00
					Total		\$9,332.10

## Mahaffey, John (70.35)

Year	1st	2nd	3rd	4th	Total	Finish	Money
1972	73	70	66	70	279	T13	\$2,250.00
1973	75	73			148	Cut	\$0.00
1974	68	75	71	70	284	T39	\$645.90
1979	69	71	77	69	286	T32	\$1,698.00
1989	65	68	69	73	275	T40	\$3,504.40
1990	72	72	70		214	T40	\$3,332.70
1991	69	67	69	74	279	T23	\$9,271.40
1992	73	73			146	Cut	\$0.00
1993	73	68	72	71	284	T71	\$2,388.00
1994	74	68			142	Cut	\$0.00
1995	71	68	66	68	273	T26	\$9,425.00
1996	73	66	68	69	276	T40	\$4,999.00
1997	72	67			139	Cut	\$0.00
					Total		\$37,514.40

## Mahan, Hunter (70.47)

Year	1st	2nd	3rd	4th	Total	Finish	Money
2004	68	74			142	Cut	\$0.00
2005	72	68	74	70	284	70	\$12,400.00
2006	67	74	69	73	283	T67	\$12,586.00
2007	74	71			145	Cut	\$0.00
2008	71	68	72	74	285	T42	\$22,400.00

## Mahan, Hunter (70.47) CONTINUED

Year	1st	2nd	3rd	4th	Total	Finish	Money
2009	71	68	67	70	276	T45	\$18,218.50
2010	66	72	71	75	284	T50	\$16,423.30
2015	68	64	70	70	272	T39	\$27,690.00
2017	75	68			143	Cut	\$0.00

## Mahan, Landry (74.50)

Year	1st	2nd	3rd	4th	Total	Finish	Money
2002	77	72			149	Cut	\$0.00
					Total		\$0.00

## Mahoney, John (77.50)

Year	1st	2nd	3rd	4th	Total	Finish	Money
1971	79	76			155	Cut	\$0.00
					Total		\$0.00

## Mallinger, John (70.75)

Year	1st	2nd	3rd	4th	Total	Finish	Money
2007	73	70			143	Cut	\$0.00
2008	73	66	71	73	283	T31	\$38,800.00
2009	67	65	65	70	267	6	\$234,000.00
2010	71	75			146	Cut	\$0.00
2011	73	72			145	Cut	\$0.00
2012	70	70	69	69	278	T24	\$53,950.00
2014	75	74			149	Cut	\$0.00
2015	70	73			143	Cut	\$0.00
					Total		\$326,750.00

## Mallon, Bill (72.00)

Year	1st	2nd	3rd	4th	Total	Finish	Money
1977	70	76	70	72	288	T35	\$944.20
					Total		\$944.20

## Malnati, Peter (71.20)

Year	1st	2nd	3rd	4th	Total	Finish	Money
2014	73	77			150	Cut	\$0.00
2016	77	69			146	Cut	\$0.00
2017	67	68	75	74	284	T61	\$16,050.00
2018	69	66	73	70	278	T59	\$16,632.00
2019	70	69	71		210	T72	\$15,010.00
					Total		\$47,692.00

## Maltbie, Roger (72.55)

Year	1st	2nd	3rd	4th	Total	Finish	Money
1975	74	75			149	Cut	\$0.00
1976	75	78			153	Cut	\$0.00
1983	71	72	74	71	288	T47	\$1,076.00
1984	74	75	73	70	292	T56	\$1,120.00
1985	70	72	72	71	285	T47	\$1,268.70
1990	73	73			146	Cut	\$0.00
1991	72	70	69	72	283	T43	\$3,214.20
					Total		\$6,678.90

## Maness, Mark (74.25)

Year	1st	2nd	3rd	4th	Total	Finish	Money
1988	77	73			150	Cut	\$0.00
1992	73	74			147	Cut	\$0.00
					Total		\$0.00

## Mann, Bob (72.00)

Year	1st	2nd	3rd	4th	Total	Finish	Money
1977	74	75			149	Cut	\$0.00
1978	73	71	70	71	285	T43	\$607.50
1979	69	72	73	72	286	T32	\$1,698.00
					Total		\$2,305.50

## Marad, Dave (76.00)

Year	1st	2nd	3rd	4th	Total	Finish	Money
1970	77	74			151	Cut	\$0.00
1973	77	76			153	Cut	\$0.00
					Total		\$0.50

## Marino, Steve (69.54)

Year	1st	2nd	3rd	4th	Total	Finish	Money
2007	69	67	70	67	273	T10	\$157,500.00
2008	73	68	70	74	285	T42	\$22,400.00
2009	69	69	66	68	272	T16	\$91,185.70
2013	68	69	70	74	281	T48	\$16,362.80
2014	70	69	71	79	289	74	\$13,386.00
2016	69	64	66	70	269	T12	\$138,700.00
					Total		\$439,534.50

## Marlowe, Gary (78.00)

Year	1st	2nd	3rd	4th	Total	Finish	Money
1984	78	78			156	Cut	\$0.00
					Total		\$0.00

## Marr, Dave (72.93)

Year	1st	2nd	3rd	4th	Total	Finish	Money
1968	76	69	71	72	288	T45	\$250.00
1969	72	73			145	DQ	\$0.00
1972	72	70	75	78	295	T73	\$156.20
1973	73	72	79	69	293	T65	\$243.80
					Total		\$650.00

## Marshall, James B. (74.83)

Year	1st	2nd	3rd	4th	Total	Finish	Money
1971	80	71			151	Cut	\$0.00
1972	77	74			151	Cut	\$0.00
1975	73	74			147	Cut	\$0.00
					Total		\$0.00

## Marti, Fred (72.10)

Year	1st	2nd	3rd	4th	Total	Finish	Money
1968	76	71	70	70	287	T40	\$399.00
1969	73	70	72	74	289	T31	\$612.50
1970	77	77			154	Cut	\$0.00
1972	72	72	64	71	279	T13	\$2,250.00
1973	71	73	68	73	285	T18	\$1,533.00
1974	69	71	77	71	288	T61	\$285.40
1976	77	72			149	Cut	\$0.00
1977	74	70	72	69	285	T17	\$2,500.00
1978	70	77			147	Cut	\$0.00
					Total		\$7,579.90

## Marti, Jr., Elroy (74.50)

Year	1st	2nd	3rd	4th	Total	Finish	Money
1977	74	75			149	Cut	\$0.00
1979	73	76			149	Cut	\$0.00
					Total		\$0.00

## Martin, Ben (72.00)

Year	1st	2nd	3rd	4th	Total	Finish	Money
2011	72	72			144	Cut	\$0.00
					Total		\$0.00

## Martin, Bill (76.50)

Year	1st	2nd	3rd	4th	Total	Finish	Money
1968	77	75			152	Cut	\$0.00
1970	77	74			151	Cut	\$0.00
1971	76	80			156	Cut	\$0.00
					Total		\$0.00

## Martin, Casey (77.00)

Year	1st	2nd	3rd	4th	Total	Finish	Money
2000	80	74			154	Cut	\$0.00
					Total		\$0.00

# Player Year-by-Year Results

## Maruyama, Shigeki (69.00)

Year	1st	2nd	3rd	4th	Total	Finish	Money
2000	69	68	69	71	277	T20	\$44,960.00
2001	69	70	66	69	274	T43	\$13,702.50
2002	67	63	68	68	266	1	\$864,000.00
2003	72	69			141	Cut	\$0.00
2004	70	70	66	66	272	T7	\$174,725.00
2005	67	67	68	68	270	T6	\$200,725.00
2006	71	68	67	66	272	T6	\$215,450.00
2007	71	66	70	72	279	T44	\$18,594.00
2008	70	73	73	77	293	72	\$12,544.00
2009	72	68			140	Cut	\$0.00
					Total		\$1,544,700.50

## Massa, Bobby (76.00)

Year	1st	2nd	3rd	4th	Total	Finish	Money
2013	75	77			152	Cut	\$0.00
					Total		\$0.00

## Massengale, Don (73.67)

Year	1st	2nd	3rd	4th	Total	Finish	Money
1968	75	71	76		222	DQ	\$0.00
1970	76	70	75	69	290	T56	\$142.80
1977	75	76			151	Cut	\$0.00
					Total		\$142.80

## Massengale, Rik (73.31)

Year	1st	2nd	3rd	4th	Total	Finish	Money
1973	68	73	71	76	288	T38	\$630.00
1974	75	73			148	Cut	\$0.00
1975	69	75			144	Cut	\$0.00
1976	74	72			146	Cut	\$0.00
1978	74	75			149	Cut	\$0.00
1979	76	72			148	Cut	\$0.00
1982	71	79			150	Cut	\$0.00
					Total		\$630.00

## Masserio, Jim (73.00)

Year	1st	2nd	3rd	4th	Total	Finish	Money
1975	73	68	75	69	285	T53	\$380.70
1977	74	79			153	Cut	\$0.00
					Total		\$380.70

## Mast, Dick (70.28)

Year	1st	2nd	3rd	4th	Total	Finish	Money
1979	74	74			148	Cut	\$0.00
1986	74	72			146	Cut	\$0.00
1987	67	72	67	67	273	T19	\$6,313.30
1988	70	69	70	71	280	T35	\$3,618.50
1989	66	70	67	71	274	T31	\$5,433.30
1994	70	74			144	Cut	\$0.00
					Total		\$15,365.10

## Mathis, David (69.95)

Year	1st	2nd	3rd	4th	Total	Finish	Money
2009	72	67	67	69	275	T39	\$26,000.00
2011	71	75			146	Cut	\$0.00
2012	68	71	70	67	276	T15	\$107,250.00
2013	70	67	73	73	283	T63	\$14,204.00
					Total		\$147,454.00

## Matsuyama, Hideki (68.00)

Year	1st	2nd	3rd	4th	Total	Finish	Money
2018	72	63	71	66	272	T16	\$115,500.00
2019	68	70	68	67	272	T23	\$68,335.00
					Total		\$183,835.00

## Matteson, Troy (71.70)

Year	1st	2nd	3rd	4th	Total	Finish	Money
2006	71	72			143	Cut	\$0.00
2007	69	72	71	65	277	T29	\$36,729.00
2008	70	77			147	Cut	\$0.00
2009	68	69	71	69	277	T52	\$14,933.70
2010	74	73			147	Cut	\$0.00
2011	76	78			154	Cut	\$0.00
2012	71	76			147	Cut	\$0.00
2013	68	74			142	Cut	\$0.00
2014	71	73			144	Cut	\$0.00
2015	75	65			140	Cut	\$0.00
					Total		\$51,662.70

## Mattiace, Len (70.39)

Year	1st	2nd	3rd	4th	Total	Finish	Money
1993	76	64	70	77	287	T76	\$2,268.00
1996	68	75			143	Cut	\$0.00
1997	68	72			140	Cut	\$0.00
1998	71	66	70	69	276	T35	\$11,546.80
1999	72	74			146	Cut	\$0.00
2000	74	69	68	74	285	T67	\$8,080.00
2001	69	70	64	68	271	T25	\$36,750.00
2002	68	70	72	72	282	T50	\$11,488.00
2005	70	71			141	Cut	\$0.00
					Total		\$70,132.80

## Mauney, Terry (74.17)

Year	1st	2nd	3rd	4th	Total	Finish	Money
1980	72	79			151	Cut	\$0.00
1981	72	73	78	71	294	T47	\$761.20
					Total		\$761.20

## Maxwell, Billy (72.39)

Year	1st	2nd	3rd	4th	Total	Finish	Money
1968	73	71	67	80	291	T54	\$0.00
1969	71	75	72	73	291	T41	\$322.50
1970	71	70	68	73	282	T11	\$1,900.00
1971	78	74			152	Cut	\$0.00
1972	72	71	71	73	287	T46	\$246.10
					Total		\$2,468.60

## May, Bob (69.64)

Year	1st	2nd	3rd	4th	Total	Finish	Money
1994	70	71			141	Cut	\$0.00
2000	70	73	72	68	283	T56	\$8,920.00
2001	65	69	68	73	275	T51	\$10,317.20
2003	67	69	76	64	276	T30	\$34,020.00
					Total		\$53,257.20

## Mayer, Dick (73.00)

Year	1st	2nd	3rd	4th	Total	Finish	Money
1972	73	73			146	Cut	\$0.00
					Total		\$0.00

## Mayfair, Billy (70.27)

Year	1st	2nd	3rd	4th	Total	Finish	Money
1989	68	71			139	Cut	\$0.00
1990	75	77			152	Cut	\$0.00
1992	66	71	68		205	T29	\$6,413.00
1993	71	61	69	70	271	T2	\$89,600.00
1994	68	67			135	T14	\$19,800.00
1995	68	70	70	68	276	T48	\$3,231.40
1996	77	68			145	Cut	\$0.00
1997	69	71			140	Cut	\$0.00
1998	72	68			140	Cut	\$0.00
1999	68	72			140	Cut	\$0.00
2000	69	73	72	76	290	T81	\$7,080.00
2001	65	70	74	70	279	T73	\$8,595.00
2002	67	71	75	69	282	T50	\$11,488.00
2003	66	71	72	69	278	T40	\$22,400.00
2004	74	69			143	Cut	\$0.00
2005	70	63	72	69	274	T27	\$41,268.70
2006	71	67	69	71	278	T34	\$28,069.00
2007	72	67	70	69	278	T39	\$25,830.00
2008	71	71	69	74	285	T42	\$22,400.00
2009	76	72			148	Cut	\$0.00
2010	70	72			142	Cut	\$0.00
2011	72	70	74	69	285	T27	\$46,150.00
2012	69	68	71	72	280	T36	\$30,615.00
2013	76	70			146	Cut	\$0.00
2016	68	71			139	Cut	\$0.00
					Total		\$362,940.10

## Mazur, Marc (76.50)

Year	1st	2nd	3rd	4th	Total	Finish	Money
1999	79	74			153	Cut	\$0.00
					Total		\$0.00

## Mazza, John (77.50)

Year	1st	2nd	3rd	4th	Total	Finish	Money
1980	79	76			155	Cut	\$0.00
					Total		\$0.00

## McBee, Rives (74.31)

Year	1st	2nd	3rd	4th	Total	Finish	Money
1968	76	72			148	Cut	\$0.00
1969	72	73	74	72	291	T41	\$322.50
1970	75	75			150	Cut	\$0.00
1971	80	79			159	Cut	\$0.00
1972	71	73	76	82	302	T81	\$156.20
1973	72	73	70	74	289	T44	\$441.40
1974	73	76			149	Cut	\$0.00
1975	72	75			147	Cut	\$0.00
1976	74	76			150	Cut	\$0.00
1977	77	70	68	75	290	T48	\$520.00
1978	77	72			149	Cut	\$0.00
1979	75	74			149	Cut	\$0.00
1980	72	76			148	Cut	\$0.00
1981	70	72	74	75	291	T28	\$1,830.00
1982	78	77			155	Cut	\$0.00
1983	77	77			154	Cut	\$0.00
					Total		\$3,270.10

## McCallister, Blaine (70.45)

Year	1st	2nd	3rd	4th	Total	Finish	Money
1982	72	67	70	75	284	T49	\$873.20
1983	74	76			150	Cut	\$0.00
1986	70	69	70	73	282	T55	\$1,350.00
1987	67	74			141	Cut	\$0.00
1988	71	66	74	72	283	T53	\$1,720.00
1989	67	67	68	68	270	T11	\$24,000.00
1990	79	77			156	Cut	\$0.00
1991	75	66	69	74	284	T53	\$2,534.40
1992	70	68	68		206	T39	\$4,180.00
1993	71	66	69	71	277	T33	\$5,820.00
1994	76	69			145	Cut	\$0.00
1996	74	70			144	Cut	\$0.00
1997	69	71			140	Cut	\$0.00
1998	65	72	69	70	276	T35	\$11,546.80
1999	69	65	67	72	273	T12	\$57,000.00
2000	66	69	71	70	276	T15	\$64,000.00
2001	72	69			141	Cut	\$0.00
2004	74	73			147	Cut	\$0.00
					Total		\$173,024.40

## McCallister, Bob (71.25)

Year	1st	2nd	3rd	4th	Total	Finish	Money
1969	74	68	72	71	285	T13	\$1,750.00
					Total		\$1,750.00

## McCann, Ronnie (69.50)

Year	1st	2nd</
------	-----	-------

# Player Year-by-Year Results

## McCarthy, Denny (68.50)

Year	1st	2nd	3rd	4th	Total	Finish	Money
2018	71	66	69	70	276	T42	\$23,184.00
2019	63	77	65	67	272	T23	\$68,335.00
Total							\$91,519.00

## McComish, John (72.30)

Year	1st	2nd	3rd	4th	Total	Finish	Money
1983	72	75			147	Cut	\$0.00
1986	79	68			147	Cut	\$0.00
1987	74	75			149	Cut	\$0.00
1989	69	68	74	69	280	T66	\$2,070.00
Total							\$2,070.00

## McCommas, Hal (76.50)

Year	1st	2nd	3rd	4th	Total	Finish	Money
1968	77	80			157	Cut	\$0.00
1974	73	76			149	Cut	\$0.00
Total							\$0.00

## McCord, Gary (72.20)

Year	1st	2nd	3rd	4th	Total	Finish	Money
1974	72	69	72	72	285	T42	\$460.40
1976	74	76			150	Cut	\$0.00
1977	72	76	68	76	292	T51	\$485.00
1978	77	77			154	Cut	\$0.00
1979	79	75			154	Cut	\$0.00
1980	70	75	66	71	282	T12	\$6,600.00
1981	76				76	WD	\$0.00
1982	74	68	73	74	289	T69	\$696.50
1983	71	68	70	68	277	T4	\$13,971.40
1984	74	71	70	72	287	T28	\$3,253.70
1985	67	70	71	75	283	T30	\$2,906.20
1986	75	67	69	76	287	T75	\$1,134.00
1987	72	72			144	Cut	\$0.00
Total							\$29,507.20

## McCullough, David (90.00)

Year	1st	2nd	3rd	4th	Total	Finish	Money
1984	93	87			180	Cut	\$0.00
Total							\$0.00

## McCullough, Mike (72.30)

Year	1st	2nd	3rd	4th	Total	Finish	Money
1974	72	75			147	Cut	\$0.00
1976	77				77	WD	\$0.00
1981	71	70	81	79	301	T69	\$594.00
1982	76	70			146	Cut	\$0.00
1983	75	73			148	Cut	\$0.00
1984	79	72			151	Cut	\$0.00
1986	71	68	70	67	276	T12	\$11,057.10
1987	69	68	68	68	273	T19	\$6,313.30
1988	72	72			144	Cut	\$0.00
Total							\$17,964.40

## McCumber, Mark (71.75)

Year	1st	2nd	3rd	4th	Total	Finish	Money
1979	72				72	WD	\$0.00
1980	79	75			154	Cut	\$0.00
1981	68	72	74	76	290	T24	\$2,557.50
1982	70	75			145	Cut	\$0.00
1983	74	69	74	76	293	T67	\$816.00
1987	70	69	69	70	278	T55	\$1,350.00
1988	71	72	67	69	279	T30	\$4,657.80
1989	66	71	69	66	272	T18	\$12,600.00
1990	73	71	76		220	T79	\$1,800.00
1991	77	67			144	Cut	\$0.00
1992	70	71			141	Cut	\$0.00
2000	76	74			150	Cut	\$0.00
2001	74	71			145	Cut	\$0.00
Total							\$23,781.30

## McGee, Jerry (71.71)

Year	1st	2nd	3rd	4th	Total	Finish	Money
1968	74	72	72	69	287	T40	\$399.00
1969	77	70	78	76	301	72	\$160.00
1970	73	74	70	71	288	T41	\$336.60
1971	66	71	74	65	276	T2	\$11,575.00
1972	71	72	73	74	290	64	\$156.20
1973	82	76			158	Cut	\$0.00
1974	71	66	73	73	283	T36	\$738.40
1975	73	68	70	67	278	T21	\$1,580.10
1976	73	72	67	69	281	T8	\$4,487.50
1977	70	71	71	69	281	T6	\$6,500.00
1978	72	71	70	66	279	T10	\$4,100.00
1979	71	72	69	67	279	T5	\$10,537.50
1980	74	87			161	Cut	\$0.00
Total							\$40,570.30

## McGee, Mike (70.00)

Year	1st	2nd	3rd	4th	Total	Finish	Money
1987	72	68			140	Cut	\$0.00
Total							\$0.00

## McGinnis, Tom (74.33)

Year	1st	2nd	3rd	4th	Total	Finish	Money
1974	73	76			149	Cut	\$0.00
1976	70	74	73	80	297	69	\$310.00
Total							\$310.00

## McGirt, William (71.13)

Year	1st	2nd	3rd	4th	Total	Finish	Money
2011	69	71	74	72	286	T32	\$35,192.80
2012	70	75			145	Cut	\$0.00
2013	68	69	69	75	281	T48	\$16,362.80
Total							\$51,555.60

## McGovern, Jim (71.45)

Year	1st	2nd	3rd	4th	Total	Finish	Money
1991	76	69			145	Cut	\$0.00
1992	69	71			140	Cut	\$0.00
1993	72	67	72	72	283	T67	\$2,460.00
1994	69	73			142	Cut	\$0.00
1996	72	73			145	Cut	\$0.00
1997	72	68			140	Cut	\$0.00
1998	71	67	71	73	282	T70	\$4,925.00
2008	73	79			152	Cut	\$0.00
Total							\$7,385.00

## McGowan, Jack (70.60)

Year	1st	2nd	3rd	4th	Total	Finish	Money
1968	71	65	74	68	278	T6	\$3,275.00
1969	75				75	WD	\$0.00
Total							\$3,275.00

## McGowan, Pat (71.71)

Year	1st	2nd	3rd	4th	Total	Finish	Money
1978	72	68	73	69	282	T22	\$1,825.00
1979	76	76			152	Cut	\$0.00
1980	72	77			149	Cut	\$0.00
1981	69	74	84	74	301	T69	\$594.00
1982	76	67	71	71	285	T53	\$810.20
1983	72	67	75	70	284	T28	\$2,660.00
1984	71	72	72	71	286	T22	\$4,641.60
1985	71	70	70	71	282	T23	\$4,214.20
1986	70	70	70	70	280	T41	\$2,280.00
1987	70	70			140	Cut	\$0.00
1989	70	66	71	74	281	T68	\$2,000.00
1990	72	74			146	Cut	\$0.00
1991	74	70			144	Cut	\$0.00
Total							\$19,025.00

## McKenzie, Bill (75.50)

Year	1st	2nd	3rd	4th	Total	Finish	Money
1988	73	78			151	Cut	\$0.00
Total							\$0.00

## McKenzie, David (73.00)

Year	1st	2nd	3rd	4th	Total	Finish	Money
2006	71	70	70	81	292	T79	\$11,222.00
Total							\$11,222.00

## McLachlin, Parker (71.30)

Year	1st	2nd	3rd	4th	Total	Finish	Money
2007	71	69	73	77	290	T72	\$12,411.00
2008	68	69	74	74	285	T42	\$22,400.00
2010	67	70	74	74	285	T53	\$15,080.00
2011	74	72			146	Cut	\$0.00
2018	71	67	70	66	274	T26	\$55,825.00
2019	73	73			146	Cut	\$0.00
Total							\$105,716.00

## McLardy, Andrew (73.00)

Year	1st	2nd	3rd	4th	Total	Finish	Money
2010	72	74			146	Cut	\$0.00
Total							\$0.00

## McLean, James H. (72.25)

Year	1st	2nd	3rd	4th	Total	Finish	Money
2003	69	71	79	70	289	79	\$10,192.00
Total							\$10,192.00

## McLendon, Mac (72.09)

Year	1st	2nd	3rd	4th	Total	Finish	Money
1969	72	73	74	74	293	T54	\$160.00
1970	76	79			155	Cut	\$0.00
1972	75	69	71	74	289	T59	\$156.20
1975	69	69	72	66	276	T13	\$3,062.50
1976	71	73	67	70	281	T8	\$4,487.50
1977	72	72	70	71	285	T17	\$2,500.00
1978	72	71	69	71	283	T26	\$1,361.10
1979	68	77	77	72	294	T61	\$648.00
1980	76	75			151	Cut	\$0.00
Total							\$12,375.30

## McMillan, Robert (78.00)

Year	1st	2nd	3rd	4th	Total	Finish	Money
2008	77	79			156	Cut	\$0.00
Total							\$0.00

## McNealy, Maverick (69.00)

Year	1st	2nd	3rd	4th	Total	Finish	Money
2018	68	67	71	70	276	T42	\$23,184.00
Total							\$23,184.00

## McNeill, George (71.38)

Year	1st	2nd	3rd	4th	Total	Finish	Money
2007	76				76	WD	\$0.00
2008	72	70	71	74	287	T50	\$15,213.70
2009	69	67	66	70	272	T16	\$91,185.70
2010	75	69			144	Cut	\$0.00
2011	69	74	73	70	286	T32	\$35,192.80</



# Player Year-by-Year Results

## McRoy, Spike (70.60)

Year	1st	2nd	3rd	4th	Total	Finish	Money
1998	71	72			143	Cut	\$0.00
2001	73	68			141	Cut	\$0.00
2003	65	72	72	70	279	T44	\$16,184.00
2004	70	73			143	Cut	\$0.00
					Total		\$16,184.00

## Meacham, Terry (77.00)

Year	1st	2nd	3rd	4th	Total	Finish	Money
1980	76	78			154	Cut	\$0.00
					Total		\$0.00

## Mediate, Rocco (70.96)

Year	1st	2nd	3rd	4th	Total	Finish	Money
1986	73	75			148	Cut	\$0.00
1988	73	72			145	Cut	\$0.00
1997	66	68	66	74	274	T33	\$9,720.00
1998	67	70	70	71	278	T51	\$5,883.30
1999	69	75			144	Cut	\$0.00
2001	67	69	67	72	275	T51	\$10,317.20
2008	76	68			144	Cut	\$0.00
2010	72	73			145	Cut	\$0.00
2012	70	71	76		217	T76	\$12,155.00
					Total		\$38,075.50

## Meierdierks, Eric (70.50)

Year	1st	2nd	3rd	4th	Total	Finish	Money
2013	71	70			141	Cut	\$0.00
					Total		\$0.00

## Melnyk, Steve (72.05)

Year	1st	2nd	3rd	4th	Total	Finish	Money
1970	68	74	72	70	284	T22	\$0.00
1972	69	73	69	74	285	T35	\$635.10
1973	75	75			150	Cut	\$0.00
1974	72	71	70	72	285	T42	\$460.40
1975	68	72	66	72	278	T21	\$1,580.10
1976	76				76	WD	\$0.00
1977	81	74			155	Cut	\$0.00
1978	67	69	72	73	281	T19	\$2,400.00
1979	76				76	WD	\$0.00
1980	74	72	78	74	298	T63	\$645.00
1981	74	69	76	73	292	T38	\$1,260.00
1982	71	71	71	66	279	T21	\$4,060.00
1983	72	70	72	73	287	T38	\$1,560.00
					Total		\$12,600.60

## Mengert, Al (73.00)

Year	1st	2nd	3rd	4th	Total	Finish	Money
1969	71	77	71	73	292	T49	\$180.00
					Total		\$180.00

## Menne, Bob (72.62)

Year	1st	2nd	3rd	4th	Total	Finish	Money
1969	67	73	76	76	292	T49	\$180.00
1970	74	70	71	67	282	T11	\$1,900.00
1971	72	79			151	Cut	\$0.00
1972	74	69	70	72	285	T35	\$635.10
1973	73	73	73	70	289	T44	\$441.40
1974	75	72			147	Cut	\$0.00
1975	74	72			146	Cut	\$0.00
1976	73	73			146	Cut	\$0.00
1977	74	76			150	Cut	\$0.00
					Total		\$3,156.50

## Merrick, John (70.93)

Year	1st	2nd	3rd	4th	Total	Finish	Money
2007	68	69	70	67	274	T13	\$111,300.00
2008	74	75			149	Cut	\$0.00
2010	70	70	73	77	290	69	\$13,260.00
2011	70	76			146	Cut	\$0.00
2012	71	70	69	70	280	T36	\$30,615.00
2014	78				78	WD	\$0.00
2015	66	67	69	66	268	T16	\$102,950.00
2016	70	66	69	72	277	T63	\$15,476.00
2017	76	77			153	Cut	\$0.00
					Total		\$273,601.00

## Merritt, Troy (70.42)

Year	1st	2nd	3rd	4th	Total	Finish	Money
2010	75	70			145	Cut	\$0.00
2014	71	76			147	Cut	\$0.00
2018	67	68	70	72	277	T53	\$17,659.00
2019	65	74	68	69	276	T53	\$18,117.33
					Total		\$35,776.00

## Meshiai, Hajime (71.00)

Year	1st	2nd	3rd	4th	Total	Finish	Money
1998	70	72			142	Cut	\$0.00
					Total		\$0.00

## Metz, Craig (74.67)

Year	1st	2nd	3rd	4th	Total	Finish	Money
1972	70	73	78	75	296	T75	\$156.20
1981	77	75			152	Cut	\$0.00
					Total		\$156.20

## Meyer, Dennis (74.75)

Year	1st	2nd	3rd	4th	Total	Finish	Money
1969	73	84			157	Cut	\$0.00
1976	76	75			151	Cut	\$0.00
1978	72	71	74	73	290	62	\$380.00
					Total		\$380.00

## Meyerson, Lars (80.50)

Year	1st	2nd	3rd	4th	Total	Finish	Money
1983	79	82			161	Cut	\$0.00
					Total		\$0.00

## Micheel, Shaun (70.36)

Year	1st	2nd	3rd	4th	Total	Finish	Money
1994	71	71			142	Cut	\$0.00
2001	73	67			140	Cut	\$0.00
2002	74	70			144	Cut	\$0.00
2004	67	68	71	70	276	T27	\$39,440.00
2005	71	74			145	Cut	\$0.00
2006	70	68	70	66	274	T13	\$109,533.30
2007	69	71	67	68	275	T19	\$73,710.00
2008	68	74	72	68	282	T27	\$46,400.00
2009	72	67	70	72	281	72	\$12,740.00
2010	68	66	72	72	278	T26	\$49,616.60
2011	73	72			145	Cut	\$0.00
2012	78	73			151	Cut	\$0.00
					Total		\$331,439.90

## Mickelson, Phil (68.63)

Year	1st	2nd	3rd	4th	Total	Finish	Money
1992	75	74			149	Cut	\$0.00
1993	72	75			147	Cut	\$0.00
1996	67	65	67	66	265	1	\$270,000.00
1997	66	67	68	68	269	T12	\$33,171.40
1998	66	68	69	67	270	T6	\$83,750.00
1999	67	75			142	Cut	\$0.00
2000	73	63	68	65	269	T2	\$352,000.00
2001	72	66	68	66	272	T28	\$28,050.00
2002	69	64	71	72	276	T17	\$67,200.00
2003	65	72	71	71	279	T44	\$16,184.00
2004	69	72			141	Cut	\$0.00
2005	69	66	70	67	272	T14	\$108,500.00
2007	69	70	66	65	270	T3	\$302,400.00
2012	70	69	69	66	274	T7	\$209,625.00
					Total		\$1,470,880.40

## Middlecoff, Cary (79.00)

Year	1st	2nd	3rd	4th	Total	Finish	Money
1968	76	82			158	Cut	\$0.00
					Total		\$0.00

## Mikles, Lee (70.75)

Year	1st	2nd	3rd	4th	Total	Finish	Money
1978	74	70	70	69	283	T26	\$1,361.10
					Total		\$1,361.10

## Miles, Eldridge (74.70)

Year	1st	2nd	3rd	4th	Total	Finish	Money
1968	79	70			149	Cut	\$0.00
1969	73	77			150	Cut	\$0.00
1970	70	73	72	76	291	T58	\$142.80
1971	78	73			151	Cut	\$0.00
1972	73	73			146	Cut	\$0.00
1973	84	73			157	Cut	\$0.00
1974	73	73			146	Cut	\$0.00
1976	75	73			148	Cut	\$0.00
1977	80	76			156	Cut	\$0.00
					Total		\$142.80

## Miles, Mike (71.75)

Year	1st	2nd	3rd	4th	Total	Finish	Money
1986	72	77			149	Cut	\$0.00
1989	66	72			138	Cut	\$0.00
					Total		\$0.00

## Miller, Allen (72.96)

Year	1st	2nd	3rd	4th	Total	Finish	Money
1972	70	71	74	78	293	T69	\$156.20
1973	70	71	70	76	287	T32	\$830.00
1974	74	71			145	Cut	\$0.00
1975	72	66	71	68	277	T17	\$2,362.50
1976	70	78			148	Cut	\$0.00
1977	74	79			153	Cut	\$0.00
1978	81				81	WD	\$0.00
1981	73	75			148	Cut	\$0.00
1982	70	73	76	72	291	T77	\$647.50
1983	74	73			147	Cut	\$0.00
					Total		\$3,996.20

## Miller, Brady (74.00)

Year	1st	2nd	3rd	4th	Total	Finish	Money
1978	75	73			148	Cut	\$0.00
					Total		\$0.00

## Miller, Johnny (71.46)

Year	1st	2nd	3rd	4th	Total	Finish	Money
1970	75	74	68	68	285	T27	\$770.00
1971	72	74	75	70	291	T59	\$172.40
1975	68	70	69	74	281	T35	\$844.00
1977	72	74	70	70	286	T23	\$1,688.00
1978	69	73	77	69	288	T60	\$395.00
1979	70	71	72	71	284	T19	\$3,636.00
					Total		\$7,505.40

## Miller, Larry (76.00)

Year	1st	2nd	3rd	4th	Total	Finish	Money
1971	74	78			152	Cut	\$0.00
					Total		\$0.00

## Miller, Lindy (72.71)

Year	1st	2nd	3rd	4th	Total	Finish	Money
1979	73	72	71	73	289	T45	\$903.00
1980	75	70	75	75	295	T55	\$687.00
1982	74	73			147	Cut	\$0.00
1983	73	66	73	75	287	T38	\$1,560.00
1985	73	70			143	Cut	\$0.00
1986	72	73			145	Cut	\$0.00
1988	74	77			151	Cut	\$0.00
1991	71	69	70	72	282	T37	\$4,840.00
1999	74	72			146	Cut	\$0.00
2005	77	74			151	Cut	\$0.00
					Total		\$7,990.00



# Player Year-by-Year Results

## Mims, Bob (76.50)

Year	1st	2nd	3rd	4th	Total	Finish	Money
1997	79	74			153	Cut	\$0.00
					Total		\$0.00

## Mims, Frank (75.50)

Year	1st	2nd	3rd	4th	Total	Finish	Money
1973	76	75			151	Cut	\$0.00
					Total		\$0.00

## Mitchell, Bobby (73.28)

Year	1st	2nd	3rd	4th	Total	Finish	Money
1968	78	72			150	Cut	\$0.00
1969	74	78			152	Cut	\$0.00
1970	73	77			150	Cut	\$0.00
1973	76	67	72	76	291	T55	\$330.00
1974	75	71			146	Cut	\$0.00
1975	73	69	68	71	281	T35	\$844.00
1979	74	75			149	Cut	\$0.00
					Total		\$1,174.00

## Mitchell, Gene (75.83)

Year	1st	2nd	3rd	4th	Total	Finish	Money
1968	76	74			150	Cut	\$0.00
1970	78	78			156	Cut	\$0.00
1971	74	75			149	Cut	\$0.00
					Total		\$0.00

## Mitchell, Jeff (75.30)

Year	1st	2nd	3rd	4th	Total	Finish	Money
1977	80	77			157	Cut	\$0.00
1978	73	76			149	Cut	\$0.00
1983	74	71	76	72	293	T67	\$816.00
1984	78	76			154	Cut	\$0.00
					Total		\$816.00

## Mitchell, Keith (75.30)

Year	1st	2nd	3rd	4th	Total	Finish	Money
2018	65	68	69	63	265	T3	\$400,400.00
					Total		\$400,400.00

## Mitchell, Mike (74.75)

Year	1st	2nd	3rd	4th	Total	Finish	Money
1974	79	75			154	Cut	\$0.00
1975	74	71			145	Cut	\$0.00
					Total		\$0.00

## Mize, Larry (69.96)

Year	1st	2nd	3rd	4th	Total	Finish	Money
1983	73	72	72	74	291	T55	\$896.00
1989	67	67	63	71	268	T5	\$36,500.00
1992	66	74			140	Cut	\$0.00
1993	70	67	68	69	274	T11	\$22,400.00
1994	67	71			138	T42	\$3,861.00
1998	69	69	70	69	277	T43	\$7,612.50
1999	70	70			140	Cut	\$0.00
2001	67	70	75	70	282	T79	\$8,100.00
2002	75	74			149	Cut	\$0.00
					Total		\$79,369.50

## Mizumaki, Yoshinori (66.00)

Year	1st	2nd	3rd	4th	Total	Finish	Money
1994	66	66			132	T2	\$72,000.00
					Total		\$72,000.00

## Mobley, Jerry (80.75)

Year	1st	2nd	3rd	4th	Total	Finish	Money
1977	86	80			166	Cut	\$0.00
1978	80	77			157	Cut	\$0.00
					Total		\$0.00

## Mobley, Ronny (72.00)

Year	1st	2nd	3rd	4th	Total	Finish	Money
1979	72	70	74	72	288	T40	\$1,170.00
					Total		\$1,170.00

## Moe, Kris (74.00)

Year	1st	2nd	3rd	4th	Total	Finish	Money
1986	74	74			148	Cut	\$0.00
					Total		\$0.00

## Moe, Mahlon (73.75)

Year	1st	2nd	3rd	4th	Total	Finish	Money
1970	76	70	74	75	295	T3	\$142.80
					Total		\$142.80

## Moehling, Ed (74.50)

Year	1st	2nd	3rd	4th	Total	Finish	Money
1969	78	71			149	Cut	\$0.00
					Total		\$0.00

## Mogg, Brian (73.25)

Year	1st	2nd	3rd	4th	Total	Finish	Money
1986	72	73			145	Cut	\$0.00
1988	76	72			148	Cut	\$0.00
					Total		\$0.00

## Molder, Bryce (69.43)

Year	1st	2nd	3rd	4th	Total	Finish	Money
2002	63	70	72	72	277	T22	\$46,080.00
2009	68	68	66	71	273	T23	\$48,777.00
2010	71	68	74	67	280	T41	\$27,300.00
2011	74	71			145	Cut	\$0.00
2013	70	74			144	Cut	\$0.00
2014	71	70	71	68	280	T48	\$17,326.60
2015	69	67	65	68	269	T22	\$62,302.50
2016	66	65	68	72	271	T24	\$54,020.00
2017	74	70			144	Cut	\$0.00
					Total		\$255,806.10

## Molina, Florentino (74.07)

Year	1st	2nd	3rd	4th	Total	Finish	Money
1975	68	73	70	74	285	T53	\$380.70
1977	72	75	78	78	303	T3	\$0.00
1978	77	74			151	Cut	\$0.00
1979	77	72			149	Cut	\$0.00
1980	76	73			149	Cut	\$0.00
					Total		\$380.70

## Montalbano, Chuck (80.00)

Year	1st	2nd	3rd	4th	Total	Finish	Money
1970	78	82			160	Cut	\$0.00
					Total		\$0.00

## Montgomery, Jack (71.80)

Year	1st	2nd	3rd	4th	Total	Finish	Money
1968	67	70	71	69	277	T4	\$4,650.00
1969	73	75	73	72	293	T54	\$160.00
1971	72	76			148	Cut	\$0.00
					Total		\$4,810.00

## Moody, Griff (77.50)

Year	1st	2nd	3rd	4th	Total	Finish	Money
1984	75	80			155	Cut	\$0.00
					Total		\$0.00

## Moody, Orville (73.13)

Year	1st	2nd	3rd	4th	Total	Finish	Money
1968	72	72	76	73	293	T60	\$0.00
1969	69	71	71	72	283	T10	\$2,400.00
1970	78	68	68	73	287	T35	\$530.00
1971	74	74			148	Cut	\$0.00
1972	71	73	74	79	297	T7	\$156.20
1973	77	68	66	75	286	T28	\$1,042.50
1974	73	74			147	Cut	\$0.00
1975	75	73			148	Cut	\$0.00
1977	74	76			150	Cut	\$0.00
1978	67	73	67	73	280	T16	\$3,000.00
1979	72	74			146	Cut	\$0.00
1980	72	76			148	Cut	\$0.00
1981	75	70	74	78	297	T60	\$654.00
1982	74	76			150	Cut	\$0.00
1983	75	78			153	Cut	\$0.00
1984	75	76			151	Cut	\$0.00
					Total		\$7,782.70

## Moon, Alex (71.83)

Year	1st	2nd	3rd	4th	Total	Finish	Money
2016	77	69			146	Cut	\$0.00
2017	74	66	72	73	285	T66	\$15,375.00
					Total		\$15,375.00

## Mooney, Mitch (76.00)

Year	1st	2nd	3rd	4th	Total	Finish	Money
1980	74	78			152	Cut	\$0.00
					Total		\$0.00

## Moore, Parker (76.33)

Year	1st	2nd	3rd	4th	Total	Finish	Money
1978	76				76	WD	\$0.00
1979	72	81			153	Cut	\$0.00
					Total		\$0.00

## Moore, Patrick (74.50)

Year	1st	2nd	3rd	4th	Total	Finish	Money
2004	73	76			149	Cut	\$0.00
					Total		\$0.00

## Moore, Ryan (70.56)

Year	1st	2nd	3rd	4th	Total	Finish	Money
2007	72	71			143	Cut	\$0.00
2008	67	70	68	68	273	2	\$691,200.00
2009	76	69			145	Cut	\$0.00
2014	68	74			142	Cut	\$0.00
2017	74	72			146	Cut	\$0.00
2019	69	70	68	73	280	T69	\$15,800.00
					Total		\$707,000.00

## Moore, Tommy (73.00)

Year	1st	2nd	3rd	4th	Total	Finish	Money
1985	76	70			146	Cut	\$0.00
1990	74	74			148	Cut	\$0.00
1991	74	70			144	Cut	\$0.00
					Total		\$0.00

## Moran, Paul (74.06)

Year	1st	2nd	3rd	4th	Total	Finish	Money
1969	78	78			156	Cut	\$0.00
1971	72	73	73	76	294	T72	\$172.40
1972	73	68	72	74	287	T46	\$246.00
1973	79	71			150	Cut	\$0.00
1974	72	75			147	Cut	\$0.00
1977	79	72			151	Cut	\$0.00
					Total		\$418.40

## Moreland, Robert (77.00)

Year	1st	2nd	3rd	4th	Total	Finish	Money
1968	78	76			154	Cut	\$0.00
					Total		\$0.00

## Morgan, Gil (69.97)

Year	1st	2nd	3rd	4th	Total	Finish	Money
1974	71	74			145	Cut	\$0.00
1975	71	71	66	70	278	T21	\$1,580.10
1976	70	72	69	71	282	T16	\$2,900.00
1977	71	72	69	74	286	T23	\$1,688.00
1978	75	72			147	Cut	\$0.00
1983	76	72			148	Cut	\$0.00
1987	72	68			140	Cut	\$0.00
1993	73	66	66	70	275	T20	\$13,000.00
1995	68	66	68	66	268	T5	\$45,662.50
1996	72	64	69	65	270	T6	\$48,562.50
					Total		\$113,393.10

# Player Year-by-Year Results

## Morley, Mike (72.12)

Year	1st	2nd	3rd	4th	Total	Finish	Money
1972	73	75			148	Cut	\$0.00
1973	73	72	74	67	286	T28	\$1,042.50
1975	71	71	65	68	275	T8	\$4,392.60
1976	74	73			147	Cut	\$0.00
1977	78				78	WD	\$0.00
1981	73	72	74	73	292	T38	\$1,260.00
					Total		\$6,695.10

## Morse, John (69.42)

Year	1st	2nd	3rd	4th	Total	Finish	Money
1994	72	69			141	Cut	\$0.00
1996	70	65	70	69	274	T29	\$9,332.10
1997	67	64	67	77	275	T38	\$7,740.00
1998	72	71			143	Cut	\$0.00
					Total		\$17,072.10

## Moss, Perry (70.50)

Year	1st	2nd	3rd	4th	Total	Finish	Money
1993	72	66	72	72	282	T63	\$2,556.00
					Total		\$2,556.00

## Mudd, Jodie (69.83)

Year	1st	2nd	3rd	4th	Total	Finish	Money
1982	73	71			144	Cut	\$0.00
1983	72	75			147	Cut	\$0.00
1985	66	71	73	77	287	T62	\$1,070.00
1986	72	70	67	69	278	T26	\$4,580.00
1987	73	65	72	70	280	T64	\$1,254.00
1988	70	69	67	70	276	T13	\$12,857.10
1989	68	66	66	65	265	1	\$180,000.00
1992	69	67	68		204	T21	\$10,326.20
1993	74	70			144	Cut	\$0.00
					Total		\$210,087.30

## Muehr, Michael (70.00)

Year	1st	2nd	3rd	4th	Total	Finish	Money
2001	67	67	72	71	277	T65	\$9,360.00
2002	71	68	74	69	282	T50	\$11,488.00
2003	68	73			141	Cut	\$0.00
					Total		\$20,848.00

## Mullinax, Trey (75.50)

Year	1st	2nd	3rd	4th	Total	Finish	Money
2017	76	75			151	Cut	\$0.00
2019	68	79			147	Cut	\$0.00
					Total		\$0.00

## Mulroy, Garth (72.17)

Year	1st	2nd	3rd	4th	Total	Finish	Money
2010	69	69	74	76	288	T63	\$13,845.00
2011	67	74	73	74	288	T45	\$20,800.00
2012	76	69			145	Cut	\$0.00
					Total		\$34,645.00

## Munoz, Sebastian (68.50)

Year	1st	2nd	3rd	4th	Total	Finish	Money
2017	69	69	71	71	280	T50	\$18,090.00
2019	69	66	65	68	268	T105	\$205,400.00
					Total		\$223,490.00

## Murchison, Bill (73.50)

Year	1st	2nd	3rd	4th	Total	Finish	Money
1979	70	79			149	Cut	\$0.00
1981	71	76			147	Cut	\$0.00
1983	71	73	76	72	292	T62	\$848.00
					Total		\$848.00

## Murray, Grayson (69.25)

Year	1st	2nd	3rd	4th	Total	Finish	Money
2017	72	63	68	74	277	T27	\$49,921.00
					Total		\$49,921.00

## Murphy, Bob (72.57)

Year	1st	2nd	3rd	4th	Total	Finish	Money
1972	66	74	72	70	282	T21	\$1,312.50
1973	68	76	75	71	290	T51	\$356.20
1978	74	78			152	Cut	\$0.00
1985	75	73			148	Cut	\$0.00
1988	73	71			144	Cut	\$0.00
					Total		\$1,668.70

## Murphy, John (74.50)

Year	1st	2nd	3rd	4th	Total	Finish	Money
1989	74	75			149	Cut	\$0.00
					Total		\$0.00

## Murphy, Sean (73.60)

Year	1st	2nd	3rd	4th	Total	Finish	Money
1990	78	73			151	Cut	\$0.00
1991	74	73			147	Cut	\$0.00
1994	71	68			139	T50	\$2,732.80
1996	72	78			150	Cut	\$0.00
2000	78	71			149	Cut	\$0.00
					Total		\$2,732.80

## Na, Kevin (69.75)

Year	1st	2nd	3rd	4th	Total	Finish	Money
2004	71	66	69	71	277	T34	\$28,668.50
2005	71	72			143	Cut	\$0.00
2008	71	67	73	76	287	T50	\$15,213.70
2009	72	74			146	Cut	\$0.00
2018	66	65	69	68	268	T6	\$257,950.00
2019	69	68	67	70	274	T35	\$36,488.13
					Total		\$338,320.42

## Nagle, Kel (71.50)

Year	1st	2nd	3rd	4th	Total	Finish	Money
1968	69	71	75	71	286	T35	\$550.00
					Total		\$550.00

## Nakajima, Tommy (70.00)

Year	1st	2nd	3rd	4th	Total	Finish	Money
1988	66	72	66	76	280	T35	\$3,618.50
					Total		\$3,618.50

## Neese, John (77.50)

Year	1st	2nd	3rd	4th	Total	Finish	Money
1978	75	80			155	Cut	\$0.00
					Total		\$0.00

## Nelford, Jim (71.45)

Year	1st	2nd	3rd	4th	Total	Finish	Money
1978	72	73	68	72	285	T43	\$607.50
1980	73	72	70	73	288	T36	\$1,352.10
1982	70	70	70	76	286	T57	\$787.50
1983	71	67	74	70	282	T23	\$3,840.00
1984	76	69	69	73	287	T28	\$3,253.70
1985	74	68	70	74	286	T55	\$1,120.00
1987	69	70	69	73	281	T68	\$1,206.00
1988	77				77	WD	\$0.00
					Total		\$12,166.80

## Nelson, Larry (70.98)

Year	1st	2nd	3rd	4th	Total	Finish	Money
1974	75	73			148	Cut	\$0.00
1975	69	65	71	68	273	T4	\$7,700.00
1976	70	71	68	71	280	T6	\$6,800.00
1977	74	72	74	78	298	T67	\$320.00
1978	68	70	74	69	281	T19	\$2,400.00
1979	65	68	74	69	276	3	\$20,400.00
1980	72	73	70	72	287	T31	\$1,779.00
1981	69	77	69	72	287	T11	\$6,360.00
1983	77	70			147	Cut	\$0.00
1986	76	71			147	Cut	\$0.00
1989	63	68	67	67	265	2	\$108,000.00
1990	67	73	74		214	T40	\$3,332.70
1993	71	73			144	Cut	\$0.00
1994	72	71			143	Cut	\$0.00
1995	70	69	70	75	284	T81	\$2,301.00
1996	67	75			142	Cut	\$0.00

## Nelson, Larry (70.98)

Year	1st	2nd	3rd	4th	Total	Finish	Money
1974	75	73			148	Cut	\$0.00
1975	69	65	71	68	273	T4	\$7,700.00
1976	70	71	68	71	280	T6	\$6,800.00
1977	74	72	74	78	298	T67	\$320.00
1978	68	70	74	69	281	T19	\$2,400.00
1979	65	68	74	69	276	3	\$20,400.00
1980	72	73	70	72	287	T31	\$1,779.00
1981	69	77	69	72	287	T11	\$6,360.00
1983	77	70			147	Cut	\$0.00
1986	76	71			147	Cut	\$0.00
1989	63	68	67	67	265	2	\$108,000.00
1990	67	73	74		214	T40	\$3,332.70
1993	71	73			144	Cut	\$0.00
1994	72	71			143	Cut	\$0.00
1995	70	69	70	75	284	T81	\$2,301.00
1996	67	75			142	Cut	\$0.00
1997	71	75			146	Cut	\$0.00
					Total		\$159,392.70

## Nevil, Dwight (72.10)

Year	1st	2nd	3rd	4th	Total	Finish	Money
1971	71	76			147	Cut	\$0.00
1972	70	68	68	73	279	T13	\$2,250.00
1973	71	69	74	74	288	T38	\$630.00
1974	73	69	68	68	278	T12	\$2,904.30
1975	68	68	71	67	274	T6	\$5,950.00
1976	77	75			152	Cut	\$0.00
1977	72	71	73	71	287	T28	\$1,301.40
1978	78				78	WD	\$0.00
1979	75	79			154	Cut	\$0.00
1981	73	81			154	Cut	\$0.00
					Total		\$13,035.70

## Newman, Jack (71.00)

Year	1st	2nd	3rd	4th	Total	Finish	Money
2016	71	71			142	Cut	\$0.00
					Total		\$0.00

## Newquist, Dave (75.00)

Year	1st	2nd	3rd	4th	Total	Finish	Money
1977	71	76	79	74	300	T70	\$150.00
1978	72	78			150	Cut	\$0.00
					Total		\$150.00

## Newton, Jack (71.42)

Year	1st	2nd	3rd	4th	Total	Finish	Money
1978	74	72			146	Cut	\$0.00
1980	72	72	76	68	288	T36	\$1,352.10
1981	70	77			147	Cut	\$0.00
1982	71	69	67	69	276	T10	\$7,758.30
					Total		\$9,110.40

## Nichols, Bobby (72.00)

Year	1st	2nd	3rd	4th	Total	Finish	Money
1971	73	68	69	69	279	T5	\$4,541.60
1972	70	67	73	71	281	T17	\$1,687.50
1974	69	70	72	69	280	T21	\$1,356.30
1975	71	74			145	Cut	\$0.00
1976	71	76			147	Cut	\$0.00
1978	74	72			146	Cut	\$0.00
1981	75	77			152	Cut	\$0.00
1982	69	76			145	Cut	\$0.00
1983	74	79			153	Cut	\$0.00
					Total		\$7,585.40

# Player Year-by-Year Results

## Nicklaus, Jack (70.11)

Year	1st	2nd	3rd	4th	Total	Finish	Money
1968	73	67	70	69	279	10	\$2,600.00
1970	67	68	68	71	274	1	\$20,000.00
1971	69	71	68	66	274	1	\$25,000.00
1972	69	71	73	71	284	T29	\$800.00
1976	71	68	71	71	281	T8	\$4,487.50
1980	70	74	74	71	289	T43	\$1,110.00
1983	69	74	70	69	282	T23	\$3,840.00
Total							\$57,837.50

## Nicolette, Mike (72.50)

Year	1st	2nd	3rd	4th	Total	Finish	Money
1980	69	76	73	75	293	T50	\$748.50
1981	76	71			147	Cut	\$0.00
1982	69	73	69	72	283	T39	\$1,261.40
1983	71	75			146	Cut	\$0.00
1985	66	76	74	73	289	T66	\$1,025.00
1986	72	75			147	Cut	\$0.00
Total							\$3,034.90

## Nielsen, Lonnie (74.17)

Year	1st	2nd	3rd	4th	Total	Finish	Money
1978	76	74			150	Cut	\$0.00
1979	75	75			150	Cut	\$0.00
1980	78	74			152	Cut	\$0.00
1981	72	75			147	Cut	\$0.00
1983	74	71	73	73	291	T55	\$896.00
Total							\$896.00

## Nitties, James (68.88)

Year	1st	2nd	3rd	4th	Total	Finish	Money
2009	65	68	68	69	270	12	\$149,500.00
2010	68	69	71	73	281	T43	\$23,400.00
Total							\$172,900.00

## Nixon, Michael (75.00)

Year	1st	2nd	3rd	4th	Total	Finish	Money
1976	71	73	80	72	296	T66	\$330.00
1977	76				76	WD	\$0.00
1979	77	76			153	Cut	\$0.00
Total							\$330.00

## Nobilo, Frank (70.83)

Year	1st	2nd	3rd	4th	Total	Finish	Money
1998	72	71			143	Cut	\$0.00
1999	71	69			140	Cut	\$0.00
2002	73	69			142	Cut	\$0.00
Total							\$0.00

## Noh, Seung-Yul (71.75)

Year	1st	2nd	3rd	4th	Total	Finish	Money
2012	73	69	70	75	287	T69	\$13,000.00
2013	68	71	72	78	289	70	\$13,400.00
2016	71	71			142	Cut	\$0.00
2017	71	72			143	Cut	\$0.00
Total							\$26,400.00

## Nolan, Keith (70.00)

Year	1st	2nd	3rd	4th	Total	Finish	Money
1998	68	72			140	Cut	\$0.00
Total							\$0.00

## Noren, Alex (68.50)

Year	1st	2nd	3rd	4th	Total	Finish	Money
2019	70	68	67	69	274	T35	\$36,488.13
Total							\$36,488.13

## Norlander, Henrik (69.63)

Year	1st	2nd	3rd	4th	Total	Finish	Money
2013	71	67	70	74	282	T57	\$14,807.00
2016	69	69	70	67	275	T49	\$17,438.89
Total							\$32,245.89

## Norman, Brian (71.50)

Year	1st	2nd	3rd	4th	Total	Finish	Money
2016	70	73			143	Cut	\$0.00
Total							\$0.00

## Norman, Greg (68.85)

Year	1st	2nd	3rd	4th	Total	Finish	Money
1987	64	68	67	70	269	T6	\$19,425.00
1990	73	67	69		209	T7	\$30,125.00
1994	66	68			134	T8	\$31,200.00
2003	67	72	74	70	283	T65	\$11,536.00
Total							\$92,286.00

## Norris, Tim (70.93)

Year	1st	2nd	3rd	4th	Total	Finish	Money
1981	66	73	76	74	289	T20	\$3,495.00
1982	71	73			144	Cut	\$0.00
1983	74	75			149	Cut	\$0.00
1984	74	74	72	73	293	T61	\$1,075.00
1985	72	71			143	Cut	\$0.00
1986	71	71	65	70	277	T19	\$7,020.00
1987	68	67	70	67	272	T15	\$9,900.00
1988	71	72	69	69	281	T41	\$2,486.60
1989	70	68			138	Cut	\$0.00
Total							\$23,976.60

## North, Andy (72.86)

Year	1st	2nd	3rd	4th	Total	Finish	Money
1974	73	70	76	76	295	69	\$233.30
1975	71	68	70	71	280	T33	\$1,011.00
1976	70	78			148	Cut	\$0.00
1977	75	73	75	72	295	T58	\$410.00
1978	78	67	75	75	295	70	\$300.00
1983	76	72			148	Cut	\$0.00
1984	75	74	76	74	299	T75	\$945.00
1990	71	72	69		212	T20	\$10,087.50
1992	70	71			141	Cut	\$0.00
Total							\$12,986.80

## Norton, Bryan (74.00)

Year	1st	2nd	3rd	4th	Total	Finish	Money
1991	78	70			148	Cut	\$0.00
Total							\$0.00

## Novak, Vern (73.17)

Year	1st	2nd	3rd	4th	Total	Finish	Money
1973	78	76			154	Cut	\$0.00
1974	71	71	70	73	285	T42	\$460.40
Total							\$460.40

## Nuckolls, Rod (72.88)

Year	1st	2nd	3rd	4th	Total	Finish	Money
1981	75	70	76	74	295	T55	\$681.00
1983	76	69	72	71	288	T47	\$1,076.00
Total							\$1,757.00

## Oberholser, Arron (69.73)

Year	1st	2nd	3rd	4th	Total	Finish	Money
2003	67	70	73	70	280	T52	\$13,132.00
2004	73				73	WD	\$0.00
2005	70	72			142	Cut	\$0.00
2006	74	60	72	68	274	T13	\$109,533.30
2007	71	69	69	68	277	T29	\$36,729.00
Total							\$159,394.30

## Odom, Alvin (77.50)

Year	1st	2nd	3rd	4th	Total	Finish	Money
1970	76	79			155	Cut	\$0.00
1971	77	78			155	Cut	\$0.00
Total							\$14,322.00

## Ogilvie, Joe (70.79)

Year	1st	2nd	3rd	4th	Total	Finish	Money
1999	69	75			144	Cut	\$0.00
2000	71	71	73	72	287	76	\$7,520.00
2001	69	66	72	71	278	T68	\$9,000.00
2002	72	72			144	Cut	\$0.00
2004	78				78	WD	\$0.00
2006	71	62	69	74	276	T21	\$64,480.00
2007	69	72	70	72	283	T62	\$13,419.00
2008	70	69	79	76	294	73	\$12,416.00
2009	69	70	68	67	274	T35	\$32,743.70
2010	70	71			141	Cut	\$0.00
2011	66	70	72	70	278	T3	\$377,000.00
2013	68	69	70	74	281	T48	\$16,362.80
2014	72	72			144	Cut	\$0.00
Total							\$532,941.50

## Ogilvy, Geoff (70.33)

Year	1st	2nd	3rd	4th	Total	Finish	Money
2002	70	70			140	Cut	\$0.00
2005	69	71	65	73	278	T54	\$14,322.00
2006	73	74			147	Cut	\$0.00
2015	73	69			142	Cut	\$0.00
2017	73	69	72	70	284	T61	\$16,050.00
2018	69	67	70	69	275	T32	\$39,116.00
Total							\$69,488.00

## Ogle, Brett (68.60)

Year	1st	2nd	3rd	4th	Total	Finish	Money
1994	70	71			141	Cut	\$0.00
1995	70	65	69	70	274	T32	\$6,745.50
1996	70	68	64	69	271	T10	\$31,125.00
Total							\$37,870.50

## O'Grady, Mac (00.00)

Year	1st	2nd	3rd	4th	Total	Finish	Money
1984	70	77	71	71	289	T39	\$2,050.00
1985	63	69	69	74	275	T3	\$29,000.00
Total							\$31,050.00

## Ogrin, David (71.04)

Year	1st	2nd	3rd	4th	Total	Finish	Money
1983	75	72			147	Cut	\$0.00
1984	71	73	70	74	288	T35	\$2,518.50
1985	80	72			152	Cut	\$0.00
1986	71	69	68	72	280	T41	\$2,280.00
1987	69	71			140	Cut	\$0.00
1988	71	72	74	70	287	T66	\$1,522.50
1989	72	74			146	Cut	\$0.00
1990	75	76			151	Cut	\$0.00
1991	71	75			146	Cut	\$0.00
1992	68	73			141	Cut	\$0.00
1993	77	70			147	Cut	\$0.00
1994	64	68			132	T2	\$72,000.00
1995	72	67	67	69	275	T41	\$4,550.00
1996	70	72			142	Cut	\$0.00
1997	69	69	68		206	WD	\$0.00
1998	67	72	72	74	285	T74	\$4,750.00
1999	70	64	70	70	274	T18	\$37,800.00
					Total		\$125,421.00



# Player Year-by-Year Results

## Olsen, Dan (71.50)

Year	1st	2nd	3rd	4th	Total	Finish	Money
2004	71	72			143	Cut	\$0.00
					Total		\$0.00

## Olson, Leif (74.00)

Year	1st	2nd	3rd	4th	Total	Finish	Money
2009	74	74			148	Cut	\$0.00
					Total		\$0.00

## O'Meara, Mark (00.00)

Year	1st	2nd	3rd	4th	Total	Finish	Money
1982	70	77			147	Cut	\$0.00
1983	77	71			148	Cut	\$0.00
1984	74	71	66	71	282	T9	\$12,500.00
1987	72	64	64	73	273	T19	\$6,313.30
1988	73	75			148	Cut	\$0.00
1989	67	68	65	66	266	3	\$68,000.00
1990	74	71	68		213	T28	\$5,850.00
1991	72	68	70	69	279	T23	\$9,271.40
1992	66	72	68		206	T39	\$4,180.00
1993	75	76			151	Cut	\$0.00
1994	69	67			136	T20	\$12,105.00
1995	68	66	71	66	271	T16	\$19,500.00
1997	68	71			139	Cut	\$0.00
1998	67	69	69	68	273	T15	\$41,250.00
1999	68	65	74	69	276	T30	\$18,630.00
2002	73	72			145	Cut	\$0.00
2003	67	70	71	68	276	T30	\$34,020.00
2004	67	66	70	70	273	T11	\$133,400.00
2005	69	69	67	69	274	T27	\$41,268.70
2006	77	71			148	Cut	\$0.00
					Total		\$406,288.40

## Oosterhuis, Peter (71.53)

Year	1st	2nd	3rd	4th	Total	Finish	Money
1975	72	66	73	71	282	T41	\$594.50
1977	78	73			151	Cut	\$0.00
1978	70	72	70	73	285	T43	\$607.50
1980	72	70	68	73	283	T14	\$5,250.00
1981	73	72	69	75	289	T20	\$3,495.00
1983	71	68	71	70	280	T17	\$5,800.00
1984	72	77	71	71	291	T50	\$1,196.60
1985	66	69	72	78	285	T47	\$1,268.70
					Total		\$18,212.30

## Oosthuizen, Louis (69.40)

Year	1st	2nd	3rd	4th	Total	Finish	Money
2012	73	72			145	Cut	\$0.00
2013	67	70	70		207	WD	\$0.00
2014	68	68	64	74	274	T11	\$146,280.00
2016	73	67			140	Cut	\$0.00
2017	69	70	66	70	275	T18	\$108,750.00
					Total		\$255,030.00

## Oppenheim, Rob (70.50)

Year	1st	2nd	3rd	4th	Total	Finish	Money
2016	68	73			141	Cut	\$0.00
					Total		\$0.00

## Oppermann, Steve (75.00)

Year	1st	2nd	3rd	4th	Total	Finish	Money
1968	72	76			148	Cut	\$0.00
1969	71	75	77	79	302	T73	\$160.00
					Total		\$160.00

## Orth, Russell (76.00)

Year	1st	2nd	3rd	4th	Total	Finish	Money
1986	76	76			152	Cut	\$0.00
					Total		\$0.00

## Ortiz, Alvaro (70.50)

Year	1st	2nd	3rd	4th	Total	Finish	Money
2019	69	72			141	Cut	\$0.00
					Total		\$0.00

## Ortiz, Carlos (68.44)

Year	1st	2nd	3rd	4th	Total	Finish	Money
2015	71	67	69		207	T73	\$13,561.00
2016	72	68			140	Cut	\$0.00
2019	69	69	66	65	269	T12	\$154,840.00
					Total		\$168,401.00

## Overton, Jeff (70.29)

Year	1st	2nd	3rd	4th	Total	Finish	Money
2006	72	68	71	75	286	T73	\$11,842.00
2008	72	68	76	68	284	T35	\$30,217.10
2009	74	71			145	Cut	\$0.00
2010	67	65	69	71	272	T2	\$485,333.30
2011	64	74	71	72	281	T8	\$169,000.00
2012	70	73			143	Cut	\$0.00
2013	68	70	70	71	279	T33	\$32,495.00
2014	72	76			148	Cut	\$0.00
2015	69	65	70	72	276	T64	\$14,981.00
2016	66	71	67	72	276	T58	\$16,060.00
					Total		\$759,928.40

## Owen, Greg (70.23)

Year	1st	2nd	3rd	4th	Total	Finish	Money
2006	75				75	WD	\$0.00
2007	73	69			142	Cut	\$0.00
2009	68	71	68	67	274	T35	\$32,743.70
2010	67	70	73	72	282	47	\$20,150.00
2012	67	71	70	71	279	T29	\$40,439.20
2013	70	70	74	214	T80		\$11,926.00
2014	74	69			143	Cut	\$0.00
2015	71	67	68	67	273	T46	\$18,460.00
2016	67	69	75		211	T79	\$13,213.00
2017	69	70	71	74	284	T61	\$16,050.00
					Total		\$152,981.90

## Owens, Charles (74.00)

Year	1st	2nd	3rd	4th	Total	Finish	Money
1971	74	72	75	73	294	T72	\$172.40
1972	73	80			153	Cut	\$0.00
1973	73				73	WD	\$0.00
1974	72	72	77	73	294	T67	\$243.80
					Total		\$416.20

## Ozaki, Jet (72.25)

Year	1st	2nd	3rd	4th	Total	Finish	Money
1982	71	72	67	79	289	T69	\$696.50
					Total		\$696.50

## Ozaki, Joe (68.60)

Year	1st	2nd	3rd	4th	Total	Finish	Money
1994	69	66			135	T14	\$19,800.00
1995	65	71	68	67	271	T16	\$19,500.00
1996	70	71			141	Cut	\$0.00
1997	69	70			139	Cut	\$0.00
					Total		\$39,300.00

## Pace, Roy (71.79)

Year	1st	2nd	3rd	4th	Total	Finish	Money
1968	70	74	75	76	295	T66	\$0.00
1970	78	73			151	Cut	\$0.00
1971	73	69	72	69	283	T21	\$1,156.60
1972	71	70	71	71	283	T23	\$1,034.00
1973	67	71	73	73	284	T13	\$2,550.00
1974	71	75			146	Cut	\$0.00
1975	69	68	70	74	281	T35	\$844.00
					Total		\$5,584.60

## Padgett, Don (72.25)

Year	1st	2nd	3rd	4th	Total	Finish	Money
1973	71	74	71	73	289	T44	\$441.40
					Total		\$441.40

## Painter, Anthony (68.25)

Year	1st	2nd	3rd	4th	Total	Finish	Money
2003	68	68	70	67	273	T14	\$95,200.00
					Total		\$95,200.00

## Palmer, Arnold (71.07)

Year	1st	2nd	3rd	4th	Total	Finish	Money
1968	71	68	69	70	278	T6	\$3,275.00
1969	69	75	69	69	282	T8	\$2,825.00
1970	66	71	68	69	274	2	\$11,400.00
1971	70	71	68	72	281	T10	\$2,482.10
1972	70	71	67	68	276	6	\$4,500.00
1973	71	70	71	77	289	T44	\$441.40
1974	71	74			145	Cut	\$0.00
1976	71	72	73	72	288	T44	\$565.50
1977	73	72	71	73	289	T42	\$680.00
1978	66	77	74	74	291	T63	\$360.00
1979	68	72	76	73	289	T45	\$903.00
1988	70	75			145	WD	\$0.00
					Total		\$27,432.00

## Palmer, Ryan (70.19)

Year	1st	2nd	3rd	4th	Total	Finish	Money
2004	69	78			147	Cut	\$0.00
2005	75	67			142	Cut	\$0.00
2006	69	68	70	79	286	T73	\$11,842.00
2007	76	75			151	Cut	\$0.00
2008	73	73			146	Cut	\$0.00
2009	73	72			145	Cut	\$0.00
2010	71	75			146	Cut	\$0.00
2011	65	67	73	72	277	2	\$702,000.00
2012	64	70	72	69	275	T9	\$156,000.00
2013	65	68	73	73	279	T33	\$32,495.00
2014	67	68	71	70	276	T22	\$64,055.00
2015	65	66	67	69	267	T10	\$157,383.30
2016	71	68			139	Cut	\$0.00
2017	71	68	68	70	277	T27	\$49,921.80
2019	68	69	71	67	275	T43	\$23,083.80
					Total		\$1,196,781.00

## Pampling, Rod (69.80)

Year	1st	2nd	3rd	4th	Total	Finish	Money
2002	69	74			143	Cut	\$0.00
2003	71	71			142	Cut	\$0.00
2004	66	72	66	71	275	T21	\$58,000.00
2005	72	68	67	67	274	T27	\$41,268.70
2006	71	69	67	66	273	T8	\$167,400.00
2007	68	70	69	66	273	T10	\$157,500.00
2008	76	70			146	Cut	\$0.00
2009	72	67	69	65	273	T23	\$48,777.00
2010	69	68	75	73	285	T53	\$15,080.00
2011	70	68	71	72	281	T8	\$169,000.00
2012	71	73			144	Cut	\$0.00
2013	72	71			143	Cut	\$0.00
2014	68	72	71	72	283	T64	\$14,559.00
2015	69	66	69	65	269	T22	\$62,302.50
2016	70	68	68	72	278	T66	\$14,746.00
2017	69	67	72	75	283	T59	\$16,575.00
2018	70	68	73	70	281	T70	\$



# Player Year-by-Year Results

## Pappas, Deane (69.63)

Year	1st	2nd	3rd	4th	Total	Finish	Money
2002	66	73	72	73	284	T62	\$10,176.00
2004	67	69	66	71	273	T11	\$133,400.00
					Total		\$143,576.00

## Park, Jin (73.14)

Year	1st	2nd	3rd	4th	Total	Finish	Money
2004	68	75			143	Cut	\$0.00
2008	77				77	WD	\$0.00
2013	72	74			146	Cut	\$0.00
					Total		\$0.00

## Park, S.J. (68.00)

Year	1st	2nd	3rd	4th	Total	Finish	Money
2015	68	68	65	71	272	T39	\$27,690.00
					Total		\$27,690.00

## Parnevik, Jesper (69.56)

Year	1st	2nd	3rd	4th	Total	Finish	Money
1994	65	72			137	T28	\$6,737.10
1995	68	66	70	70	274	T32	\$6,745.50
1996	73	73			146	Cut	\$0.00
2000	70	65	68	66	269	1	\$720,000.00
2001	70	64	68	74	276	T62	\$9,630.00
2002	71	68	70	67	276	T17	\$67,200.00
2003	72	71			143	Cut	\$0.00
2004	67	73	69	68	277	T34	\$28,668.50
2005	69	67	68	69	273	T18	\$70,266.60
2006	73	70			143	Cut	\$0.00
2007	68	74			142	Cut	\$0.00
2008	68	70	68	74	280	T13	\$113,066.60
2009	67	68	69	75	279	T65	\$13,455.00
2013	70	70	72		212	T73	\$12,797.00
					Total		\$1,048,566.30

## Parra, Chris (71.25)

Year	1st	2nd	3rd	4th	Total	Finish	Money
2006	73	67	74	71	285	72	\$12,152.00
					Total		\$12,152.00

## Parry, Craig (69.50)

Year	1st	2nd	3rd	4th	Total	Finish	Money
1996	70	67	65	65	267	2	\$162,000.00
1997	66	66	69	68	269	T12	\$33,171.40
1998	70	72			142	Cut	\$0.00
1999	69	65	72	70	276	T30	\$18,630.00
2000	72	67	71	69	279	T30	\$26,000.00
2001	72	72			144	Cut	\$0.00
2002	73	73			146	Cut	\$0.00
2003	70	75			145	Cut	\$0.00
					Total		\$239,801.40

## Passons, Benny (73.20)

Year	1st	2nd	3rd	4th	Total	Finish	Money
1980	74	78			152	Cut	\$0.00
1991	75	72			147	Cut	\$0.00
1993	79	69			148	Cut	\$0.00
1994	69	74			143	Cut	\$0.00
1996	72	70			142	Cut	\$0.00
					Total		\$0.00

## Pate, Alan T. (75.25)

Year	1st	2nd	3rd	4th	Total	Finish	Money
1978	76	73			149	Cut	\$0.00
1979	71	81			152	Cut	\$0.00
					Total		\$0.00

## Pate, Jerry (71.50)

Year	1st	2nd	3rd	4th	Total	Finish	Money
1976	70	68	76	72	286	T34	\$988.50
1978	73	69	72	70	284	T35	\$923.70
1979	69	70	67	72	278	4	\$14,400.00
1980	75	76			151	Cut	\$0.00
1981	72	68	75	73	288	T16	\$4,650.00
1985	77	72			149	Cut	\$0.00
1995	72	66	70	72	280	T67	\$2,626.00
					Total		\$23,588.20

## Pate, Steve (70.00)

Year	1st	2nd	3rd	4th	Total	Finish	Money
1985	75	72			147	Cut	\$0.00
1986	71	71	72	69	283	T63	\$1,284.00
1987	72	72			144	Cut	\$0.00
1992	68	71	68		207	T47	\$2,791.20
1995	70	68	73	73	284	T81	\$2,301.00
1997	67	73			140	Cut	\$0.00
1999	63	65	68	66	262	2	\$324,000.00
2000	76	67	74	71	288	T77	\$7,400.00
2001	70	68	66	71	275	T51	\$10,317.20
					Total		\$348,093.40

## Patino, Jesse (72.50)

Year	1st	2nd	3rd	4th	Total	Finish	Money
1994	71	70			141	Cut	\$0.00
1997	75	74			149	Cut	\$0.00
					Total		\$0.00

## Paulson, Carl (70.29)

Year	1st	2nd	3rd	4th	Total	Finish	Money
1996	69	68	70	68	275	T36	\$7,218.70
2000	74	73			147	Cut	\$0.00
2002	70	67	71	70	278	T27	\$31,950.00
2003	71	71			142	Cut	\$0.00
2005	70	72			142	Cut	\$0.00
					Total		\$39,168.70

## Paulson, Dennis (70.00)

Year	1st	2nd	3rd	4th	Total	Finish	Money
1994	73	66			139	T50	\$2,732.80
1995	68	67	73	69	277	T55	\$2,912.00
1999	68	75			143	Cut	\$0.00
2001	71	70			141	Cut	\$0.00
					Total		\$5,644.80

## Pavin, Corey (69.63)

Year	1st	2nd	3rd	4th	Total	Finish	Money
1984	78	76			154	Cut	\$0.00
1988	67	71	70	75	283	T53	\$1,720.00
1989	69	68	67	71	275	T40	\$3,504.40
1990	72	72	72		216	T60	\$2,130.00
1991	68	66	69	69	272	T3	\$52,800.00
1992	69	72			141	Cut	\$0.00
1993	69	68	67	67	271	T2	\$89,600.00
1994	69	68			137	T28	\$6,737.10
1995	70	65	70	66	271	T16	\$19,500.00
1996	67	66	67	70	270	T6	\$48,562.50
1997	72	65	69	68	274	T33	\$9,720.00
1998	70	67	69	69	275	T25	\$17,512.50
1999	63	70	69	72	274	T18	\$37,800.00
2000	72	74			146	Cut	\$0.00
2001	74	68			142	Cut	\$0.00
2002	69	71			140	Cut	\$0.00
2003	69	71	71	69	280	T52	\$13,132.00
2005	69	68	68	68	273	T18	\$70,266.60
2006	72	66	69	71	278	T34	\$28,069.00
2007	72	71			143	Cut	\$0.00
2008	72	70	68	74	284	T35	\$30,217.10
2009	77	69			146	Cut	\$0.00
2010	68	67	69	73	277	T23	\$67,600.00
					Total		\$498,871.20

## Payne, Bob (72.75)

Year	1st	2nd	3rd	4th	Total	Finish	Money
1970	75	74	72	72	293	T68	\$142.80
1971	73	68	74	76	291	T59	\$172.40
1972	70	70	70	74	284	T29	\$800.00
1974	67	73	68	72	280	T21	\$1,356.30
1975	73	74			147	Cut	\$0.00
1976	73	73			146	Cut	\$0.00
1977	73	76			149	Cut	\$0.00
1980	83	73			156	Cut	\$0.00
					Total		\$2,471.50

## Payne, Wally (78.00)

Year	1st	2nd	3rd	4th	Total	Finish	Money
1980	76	80			156	Cut	\$0.00
					Total		\$0.00

## Pearce, Eddie (71.78)

Year	1st	2nd	3rd	4th	Total	Finish	Money
1974	70	70	69	70	279	T15	\$2,178.20
1975	70	69	71	76	286	T61	\$332.60
1976	68	72	73	73	286	T34	\$988.50
1979	74	70	74	72	290	T49	\$768.00
1993	78	73			151	Cut	\$0.00
					Total		\$4,267.30

## Pearson, Rick (72.20)

Year	1st	2nd	3rd	4th	Total	Finish	Money
1983	74	69	74	84	301	74	\$768.00
1988	69	75			144	Cut	\$0.00
1989	65	66	72	74	277	T54	\$2,280.00
					Total		\$3,048.00

## Peck, Mike (74.08)

Year	1st	2nd	3rd	4th	Total	Finish	Money
1980	69	79			148	Cut	\$0.00
1981	76	74			150	Cut	\$0.00
1983	74	76			150	Cut	\$0.00
1984	81	71			152	Cut	\$0.00
1985	71	68	74	76	289	T66	\$1,025.00
					Total		\$1,025.00

## Peddy, Wayne (75.13)

Year	1st	2nd	3rd	4th	Total	Finish	Money
1972	70	73	81	78	302	T81	\$156.20
1978	75	73			148	Cut	\$0.00
1979	74	77			151	Cut	\$0.00
					Total		\$156.20

## Peege, Dave (70.67)

Year	1st	2nd	3rd	4th	Total	Finish	Money
1992	74	69			143	Cut	\$0.00
1993	71	64	74	72	281	T60	\$2,640.00
					Total		\$2,640.00

## Peete, Calvin (71.53)

Year	1st	2nd	3rd	4th	Total	Finish	Money
1978	74	71	67	67	279	T10	\$4,100.00
1979	68	70	73	68	279	T5	\$10,537.50
1980	78				78	WD	\$0.00
1981	69	74	79	76	298	T63	\$639.00
1982	69	72	70	71	282	T31	\$1,942.50
					Total		\$17,219.00

# Player Year-by-Year Results

## Percy, Cameron (70.83)

Year	1st	2nd	3rd	4th	Total	Finish	Money
2010	76	75			151	Cut	\$0.00
2011	71	72	75	77	295	71	\$13,000.00
2013	68	68	69	77	282	T57	\$14,807.00
2015	67	64	68	68	267	T10	\$157,383.30
2016	66	72	72		210	T77	\$13,505.00
2017	73	70			143	Cut	\$0.00
2018	67	69	75	70	281	T70	\$15,246.00
Total:							\$213,941.30

## Perez, Pat (70.42)

Year	1st	2nd	3rd	4th	Total	Finish	Money
2002	73	68			141	Cut	\$0.00
2003	73	72			145	Cut	\$0.00
2004	71	68	71	72	282	T67	\$11,716.00
2005	68	71	74	72	285	71	\$12,276.00
2007	68	73	70	75	286	T67	\$12,915.00
2008	74	75			149	Cut	\$0.00
2010	71	66	75	67	279	T32	\$35,316.60
2012	67	67	72	69	275	T9	\$156,000.00
2013	70	69	74		213	T77	\$12,328.00
2019	67	71	67	64	269	T12	\$154,840.00
Total							\$395,391.67

## Perkins, Travis (74.00)

Year	1st	2nd	3rd	4th	Total	Finish	Money
2008	75	73			148	Cut	\$0.00
Total							\$0.00

## Perks, Craig (70.35)

Year	1st	2nd	3rd	4th	Total	Finish	Money
2001	71	69			140	Cut	\$0.00
2002	68	69	69	74	280	T39	\$18,240.00
2003	73	73			146	Cut	\$0.00
2004	70	69	71	70	280	T54	\$13,224.00
2005	71	68	66	70	275	T35	\$30,566.00
2006	75	67			142	Cut	\$0.00
2007	72	72			144	Cut	\$0.00
Total							\$62,030.00

## Pernice, Jr., Tom (71.16)

Year	1st	2nd	3rd	4th	Total	Finish	Money
1986	70	68	74	67	279	T32	\$3,260.00
1987	73	74			147	Cut	\$0.00
1988	70	74			144	Cut	\$0.00
1997	71	71			142	Cut	\$0.00
1998	73	66	71	72	282	T70	\$4,925.00
1999	72	77			149	Cut	\$0.00
2000	75	70			145	Cut	\$0.00
2001	74	72			146	Cut	\$0.00
2002	66	75			141	Cut	\$0.00
2003	70	72			142	Cut	\$0.00
2006	68	72	73	73	286	T73	\$11,842.00
2008	71	71	70	75	287	T50	\$15,213.70
2009	74	66			140	Cut	\$0.00
2010	69	68	66	71	274	T7	\$189,150.00
Total							\$224,390.70

## Perry, Chris (69.49)

Year	1st	2nd	3rd	4th	Total	Finish	Money
1985	71	71	69	69	280	T15	\$8,500.00
1986	70	72	68	69	279	T32	\$3,260.00
1987	70	69	67	67	273	T19	\$6,313.30
1989	65	65	70	68	268	T5	\$36,500.00
1990	72	71	70		213	T28	\$5,850.00
1991	72	76			148	Cut	\$0.00
1992	73	70			143	Cut	\$0.00
1995	72	70			142	Cut	\$0.00
1997	65	67	66	70	268	T5	\$56,957.10
1998	67	70	73	69	279	T57	\$5,525.00
1999	67	68	71	66	272	T9	\$81,000.00
2000	73	72			145	Cut	\$0.00
Total							\$203,905.40

## Perry, Doug (78.00)

Year	1st	2nd	3rd	4th	Total	Finish	Money
1982	77	79			156	Cut	\$0.00
Total							\$0.00

## Perry, Kenny (69.89)

Year	1st	2nd	3rd	4th	Total	Finish	Money
1987	75	69			144	Cut	\$0.00
1989	69	71			140	Cut	\$0.00
1990	77	72			149	Cut	\$0.00
1991	70	66	69	71	276	T12	\$20,900.00
1992	69	72			141	Cut	\$0.00
1993	80				80	WD	\$0.00
1994	67	68			135	T14	\$19,800.00
1995	65	66	70	67	268	T5	\$45,662.50
1997	68	67	71	74	280	T60	\$3,906.00
1998	67	72	66	74	279	T57	\$5,525.00
1999	68	72			140	Cut	\$0.00
2001	68	65	67	68	268	T8	\$130,500.00
2002	69	69	70	77	285	T67	\$9,552.00
2003	73	74			147	Cut	\$0.00
2004	67	70	71	73	281	T59	\$12,470.00
2005	67	70	74	66	277	T48	\$15,582.60
2006	71	69	69	69	278	T34	\$28,069.00
2007	73	72			145	Cut	\$0.00
2008	72	67	69	79	287	T50	\$15,213.70
2010	70	67	66	73	276	T16	\$94,250.00
2013	71	69	69	70	279	T33	\$32,495.00
2015	69	68	64	67	268	T16	\$102,950.00
Total							\$536,875.80

## Persons, Peter (74.25)

Year	1st	2nd	3rd	4th	Total	Finish	Money
1990	79	75			154	Cut	\$0.00
1992	71	72			143	Cut	\$0.00
Total							\$0.00

## Peterson, John (72.75)

Year	1st	2nd	3rd	4th	Total	Finish	Money
2014	71	75			146	Cut	\$0.00
2017	72	73			145	Cut	\$0.00
Total							\$0.00

## Peterson, Les (74.50)

Year	1st	2nd	3rd	4th	Total	Finish	Money
1970	79	71			150	Cut	\$0.00
1971	75	74			149	Cut	\$0.00
1972	75	73	1		48	Cut	\$0.00
Total							\$0.00

## Petri, Randy (77.50)

Year	1st	2nd	3rd	4th	Total	Finish	Money
1968	80	75			155	Cut	\$0.00
Total							\$0.00

## Petrovic, Tim (71.20)

Year	1st	2nd	3rd	4th	Total	Finish	Money
2002	72	66	70	68	276	T17	\$67,200.00
2003	65	66	74	69	274	T19	\$60,900.00
2004	72	69			141	Cut	\$0.00
2005	69	71	74	75	289	T75	\$11,718.00
2006	75	68			143	Cut	\$0.00
2007	69	72	66	74	281	T55	\$14,238.00
2008	73	71			144	Cut	\$0.00
2009	71	69			140	Cut	\$0.00
2011	69	66	74	74	283	T20	\$70,416.60
2012	67	74	76		217	T76	\$12,155.00
2013	73	71			144	Cut	\$0.00
2014	73	74			147	Cut	\$0.00
2015	73	73			146	Cut	\$0.00
Total							\$236,627.60

## Pettersson, Carl (70.26)

Year	1st	2nd	3rd	4th	Total	Finish	Money
2003	69	76			145	Cut	\$0.00
2004	67	71	69	70	277	T34	\$28,668.50
2005	67	74			141	Cut	\$0.00
2006	72	68	67	69	276	T21	\$64,480.00
2007	73	68	67	67	275	T19	\$73,710.00
2008	74	68	67	69	278	T4	\$264,533.30
2009	73	68			141	Cut	\$0.00
2010	73	71			144	Cut	\$0.00
2011	70	69	76	72	287	T40	\$26,650.00
2012	68	75			143	Cut	\$0.00
2014	69	71	67	72	279	T45	\$22,770.00
2015	69	69	68	68	274	T55	\$16,046.00
2016	72	75			147	Cut	\$0.00
2017	73	71			144	Cut	\$0.00
Total							\$496,857.80

## Pfeil, Mark (73.25)

Year	1st	2nd	3rd	4th	Total	Finish	Money
1977	74	80			154	Cut	\$0.00
1978	78	68			146	Cut	\$0.00
1979	74	76			150	Cut	\$0.00
1980	68	71	70	74	283	T14	\$5,250.00
1981	71	80			151	Cut	\$0.00
1982	73	71			144	Cut	\$0.00
1983	77	72			149	Cut	\$0.00
1984	73	78			151	Cut	\$0.00
1985	73	72			145	Cut	\$0.00
1986	73	71			144	Cut	\$0.00
1987	72	69			141	Cut	\$0.00
Total							\$5,250.00

## Phenicie, Jim (69.50)

Year	1st	2nd	3rd	4th	Total	Finish	Money
1989	69	70			139	Cut	\$0.00
Total							\$0.00

## Picard, Jimmy (77.00)

Year	1st	2nd	3rd	4th	Total	Finish	Money
1969	77	77			154	Cut	\$0.00
Total							\$0.00

## Piercy, Scott (69.14)

Year	1st	2nd	3rd	4th	Total	Finish	Money
2009	75	72			147	Cut	\$0.00
2011	66	69	74	75	284	T26	\$52,000.00
2012	66	70	70	70	276	T15	\$107,250.00
2013	66	68	66	72	272	T5	\$244,550.00
2015	72				72	WD	\$0.00
2016	65	75			140	Cut	\$0.00
2017	68	69	66	73	276	T20	\$78,214.20
2018	70	66	68	71	275	T32	\$39,11

# Player Year-by-Year Results

## Player, Gary (70.83)

Year	1st	2nd	3rd	4th	Total	Finish	Money
1968	66	71	70	70	277	T4	\$4,650.00
1970	70	75	71	69	285	T27	\$770.00
1977	75	70	67	71	283	T11	\$4,200.00
1978	75	69	71	70	285	T43	\$607.50
1985	75	70			145	Cut	\$0.00
					Total		\$10,227.50

## Player, Wayne (77.00)

Year	1st	2nd	3rd	4th	Total	Finish	Money
1985	78	76			154	Cut	\$0.00
					Total		\$0.00

## Pohl, Dan (71.91)

Year	1st	2nd	3rd	4th	Total	Finish	Money
1979	71	78			149	Cut	\$0.00
1981	69	74	74	71	288	T16	\$4,650.00
1982	70	70	70	78	288	T64	\$728.00
1983	72	70	66	72	280	T17	\$5,800.00
1984	73	71	71	66	281	T6	\$16,750.00
1985	74	73			147	Cut	\$0.00
1986	74	75			149	Cut	\$0.00
1988	72	69	71	75	287	T66	\$1,522.50
1991	72				72	WD	\$0.00
1993	72	71			143	Cut	\$0.00
1994	76				76	WD	\$0.00
1995	70	71			141	Cut	\$0.00
					Total		\$29,450.50

## Points, D.A. (70.03)

Year	1st	2nd	3rd	4th	Total	Finish	Money
2005	72	69			141	Cut	\$0.00
2006	71	71			142	Cut	\$0.00
2009	68	66	65	65	264	3	\$442,000.00
2010	68	66	70	70	274	T7	\$189,150.00
2011	68	75	71	73	287	T40	\$26,650.00
2012	68	69	72	68	277	T19	\$78,780.00
2013	69	68	67	71	275	T12	\$131,320.00
2014	74	77			151	Cut	\$0.00
2015	71	70			141	Cut	\$0.00
2016	71	62	71	74	278	T66	\$14,746.00
2017	69	72	74	76	291	73	\$14,550.00
					Total		\$897,196.00

## Polland, Ben (75.00)

Year	1st	2nd	3rd	4th	Total	Finish	Money
2017	75	75			150	Cut	\$0.00
					Total		\$0.00

## Pooley, Don (71.47)

Year	1st	2nd	3rd	4th	Total	Finish	Money
1977	76	74			150	Cut	\$0.00
1978	70	77			147	Cut	\$0.00
1983	76	74			150	Cut	\$0.00
1990	72	69	70		211	T16	\$15,500.00
1991	72	72			144	Cut	\$0.00
1997	68	69	71	69	277	T48	\$4,524.00
1998	67	71	70	71	279	T57	\$5,525.00
					Total		\$25,549.00

## Porter, Joe (74.07)

Year	1st	2nd	3rd	4th	Total	Finish	Money
1969	75	75			150	Cut	\$0.00
1970	76	74			150	Cut	\$0.00
1972	72	73			145	Cut	\$0.00
1974	74	74			148	Cut	\$0.00
1975	74	73			147	Cut	\$0.00
1976	73	77			150	Cut	\$0.00
1978	73	74			147	Cut	\$0.00
					Total		\$0.00

## Porter, Lee (70.90)

Year	1st	2nd	3rd	4th	Total	Finish	Money
1997	70	69			139	Cut	\$0.00
1998	72	70			142	Cut	\$0.00
1999	70	70			140	Cut	\$0.00
2001	72	73			145	Cut	\$0.00
2002	71	72			143	Cut	\$0.00
					Total		\$0.00

## Poston, J.T. (70.67)

Year	1st	2nd	3rd	4th	Total	Finish	Money
2017	78	72			150	Cut	\$0.00
2018	68	69	68	69	274	T26	\$55,825.00
					Total		\$55,825.00

## Pott, Johnny (72.25)

Year	1st	2nd	3rd	4th	Total	Finish	Money
1969	73	72	68	71	284	12	\$2,100.00
1970	72	75	68	69	284	T22	\$912.50
1971	78	76			154	Cut	\$0.00
1972	72	73			145	Cut	\$0.00
					Total		\$3,012.50

## Potter, Jr., Ted (70.33)

Year	1st	2nd	3rd	4th	Total	Finish	Money
2013	64	70	70	74	278	T27	\$46,565.00
2014	74	70			144	Cut	\$0.00
					Total		\$46,565.00

## Poulter, Ian (69.50)

Year	1st	2nd	3rd	4th	Total	Finish	Money
2007	70	69	65	66	270	T3	\$302,400.00
2008	68	73	71	72	284	T35	\$30,217.10
2009	69	71			140	Cut	\$0.00
2016	67	73			140	Cut	\$0.00
2017	70	71	68	69	278	T35	\$36,975.00
					Total		\$369,592.10

## Powell, Bill (78.00)

Year	1st	2nd	3rd	4th	Total	Finish	Money
1973	81	75			156	Cut	\$0.00
					Total		\$0.00

## Powell, Jimmy (77.60)

Year	1st	2nd	3rd	4th	Total	Finish	Money
1976	79				79	WD	\$0.00
1982	80	77			157	Cut	\$0.00
1983	81	71			152	Cut	\$0.00
					Total		\$0.00

## Power, Seamus (70.33)

Year	1st	2nd	3rd	4th	Total	Finish	Money
2017	69	69	72	72	282	T57	\$16,875.00
2018	66	74			140	Cut	\$0.00
2019	72	67	72		211	T79	\$14,141.00
					Total		\$31,016.00

## Powers, Greg (72.08)

Year	1st	2nd	3rd	4th	Total	Finish	Money
1972	72	69	73	75	289	T59	\$156.20
1978	74	73			147	Cut	\$0.00
1979	70	74	72	70	286	T32	\$1,698.00
1980	70	74	70	69	283	T14	\$5,250.00
1981	72	76			148	Cut	\$0.00
1982	74	68	80	65	287	T59	\$763.00
1985	75	75			150	Cut	\$0.00
1988	72	70	71	71	284	T59	\$1,650.00
					Total		\$9,517.20

## Presnell, Alistair (70.50)

Year	1st	2nd	3rd	4th	Total	Finish	Money
2013	70	71			141	Cut	\$0.00
					Total		\$0.00

## Prestomon, Miles (77.00)

Year	1st	2nd	3rd	4th	Total	Finish	Money
1983	80	74			154	Cut	\$0.00
					Total		\$0.00

## Price, Aron (72.50)

Year	1st	2nd	3rd	4th	Total	Finish	Money
2009	70	72			142	Cut	\$0.00
2010	71	73			144	Cut	\$0.00
2011	77	72			149	Cut	\$0.00
					Total		\$0.00

## Price, Nick (68.70)

Year	1st	2nd	3rd	4th	Total	Finish	Money
1983	76	71			147	Cut	\$0.00
1985	68	71	73	77	289	T66	\$1,025.00
1986	73	66	69	67	275	T8	\$16,800.00
1988	71	68	66	69	274	T8	\$22,500.00
1989	66	70	70	72	278	T59	\$2,200.00
1990	74	67	69		210	T11	\$21,200.00
1991	68	64	70	68	270	1	\$198,000.00
1992	69	68	71		208	T55	\$2,464.00
1993	68	67	68	71	274	T11	\$22,400.00
1994	65	71			136	T20	\$12,105.00
1996	67	66	69	67	269	T4	\$66,000.00
1997	69	65	67	69	270	T19	\$20,314.20
1998	70	70			140	Cut	\$0.00
1999	63	71	71	68	273	T12	\$57,000.00
2000	70	68	70	68	276	T15	\$64,000.00
2001	69	65	65	67	266	T3	\$234,000.00
2002	64	71	69	70	274	T8	\$120,000.00
2003	66	70	66	65	267	2	\$604,800.00
2004	66	71	69	66	272	T7	\$174,725.00
2005	66	69	68	67	270	T6	\$200,725.00
2006	74	72			146	Cut	\$0.00
					Total		\$1,840,258.20

## Price, Phillip (70.50)

Year	1st	2nd	3rd	4th	Total	Finish	Money
2005	69	72			141	Cut	\$0.00
					Total		\$0.00

## Price, Rick (72.50)

Year	1st	2nd	3rd	4th	Total	Finish	Money
2009	73	72			145	Cut	\$0.00
					Total		\$0.00

## Pride, Dicky (70.29)

Year	1st	2nd	3rd	4th	Total	Finish	Money
1994	70	66			136	T20	\$12,105.00
1996	69	71	71	67	278	T57	\$3,300.00
1997	68	71			139	Cut	\$0.00
1999	68	76			144	Cut	\$0.00
2000	78	71			149	Cut	\$0.00
2007	72	72			144	Cut	\$0.00
2012	66	68	69	67	270	2	\$702,000.00
2013	71	71			142	Cut	\$0.00
2014	73	71			144	Cut	\$0.00
2016	68	73			141	Cut	\$0.00
					Total		\$717,405.00



# Player Year-by-Year Results

## Pruitt, Dillard (69.77)

Year	1st	2nd	3rd	4th	Total	Finish	Money
1988	71	75			146	Cut	\$0.00
1990	71	67	73		211	T16	\$15,500.00
1991	73	66	69	75	283	T43	\$3,214.20
1992	68	69	68		205	T29	\$6,413.00
1993	71	69	69	66	275	T20	\$13,000.00
1994	68	72	140			T65	\$2,304.00
1995	69	70	68	68	275	T41	\$4,550.00
					Total		\$44,981.20

## Pullen, Craig (78.00)

Year	1st	2nd	3rd	4th	Total	Finish	Money
2007	81	75			156	Cut	\$0.00
					Total		\$0.00

## Pulley, Russell (81.00)

Year	1st	2nd	3rd	4th	Total	Finish	Money
1985	84	78			162	Cut	\$0.00
					Total		\$0.00

## Purdy, Ted (69.71)

Year	1st	2nd	3rd	4th	Total	Finish	Money
2004	68	69	67	72	276	T27	\$39,440.00
2005	65	67	68	65	265	1	\$1,116,000.00
2006	70	69	65	75	279	T45	\$19,220.00
2007	73	72			145	Cut	\$0.00
2008	72	69	70	73	284	T35	\$30,217.10
2009	74	65	66	68	273	T23	\$48,777.00
2010	75	68			143	Cut	\$0.00
2011	68	71	76	75	290	T55	\$14,820.00
2013	70	70	72		212	T73	\$12,797.00
2016	69	67	68	69	273	T41	\$27,010.00
					Total		\$1,308,281.10

## Purtzer, Paul (78.50)

Year	1st	2nd	3rd	4th	Total	Finish	Money
1973	77	80			157	Cut	\$0.00
					Total		\$0.00

## Purtzer, Tom (70.64)

Year	1st	2nd	3rd	4th	Total	Finish	Money
1978	71	68	72	71	282	T22	\$1,825.00
1979	75	70	76	73	294	T61	\$648.00
1980	78	74			152	Cut	\$0.00
1981	72	68	72	71	283	T3	\$17,400.00
1982	70	71	67	75	283	T39	\$1,261.40
1983	71	64	70	72	277	T4	\$13,971.40
1984	74	73	67	71	285	T18	\$6,750.00
1986	74	63	69	71	277	T19	\$7,020.00
1988	74	71			145	Cut	\$0.00
1990	70	67	72		209	T7	\$30,125.00
1991	70	70	71	72	283	T43	\$3,214.20
1992	66	70	67		203	T14	\$17,600.00
1993	69	72	74	70	285	T73	\$2,328.00
1994	74	69			143	Cut	\$0.00
1995	68	65	71	72	276	T48	\$3,231.40
1996	69	70	70	68	277	T51	\$3,530.00
1999	69	73			142	Cut	\$0.00
2000	73	68	75	69	285	T67	\$8,080.00
2001	72	68			140	Cut	\$0.00
					Total		\$116,984.40

## Putnam, Andrew (69.33)

Year	1st	2nd	3rd	4th	Total	Finish	Money
2015	70	70			140	Cut	\$0.00
2018	68	69	74	65	276	T42	\$23,184.00
					Total		\$23,184.00

## Putnam, Michael (70.47)

Year	1st	2nd	3rd	4th	Total	Finish	Money
2007	72	70			142	Cut	\$0.00
2011	67	72	75	72	286	T32	\$35,192.80
2012	69	77			146	Cut	\$0.00
2014	70	70	71	68	279	T45	\$22,770.00
2015	72	66	69		207	T73	\$13,561.00
2017	71	68	69	71	279	T40	\$25,605.00
					Total		\$97,128.80

## Putnam, Mike (76.00)

Year	1st	2nd	3rd	4th	Total	Finish	Money
1984	79	73			152	Cut	\$0.00
					Total		\$0.00

## Quick, John (78.00)

Year	1st	2nd	3rd	4th	Total	Finish	Money
1974	78				78	WD	\$0.00
					Total		\$0.00

## Quigley, Brett (70.56)

Year	1st	2nd	3rd	4th	Total	Finish	Money
1997	69	66	68	76	279	T56	\$4,050.00
1998	70	71			141	Cut	\$0.00
2003	71	73			144	Cut	\$0.00
2006	69	69	72	67	277	T26	\$43,090.00
2008	72	71	72	73	288	T57	\$14,272.00
2009	69	72			141	Cut	\$0.00
					Total		\$61,412.00

## Quigley, Dana (72.67)

Year	1st	2nd	3rd	4th	Total	Finish	Money
1980	71	70	70	74	285	T22	\$3,000.00
1981	74	77			151	Cut	\$0.00
					Total		\$3,000.00

## Quinn, Fran (72.90)

Year	1st	2nd	3rd	4th	Total	Finish	Money
1992	72	74			146	Cut	\$0.00
2011	69	70	73	77	289	T49	\$16,336.60
2012	70	77			147	Cut	\$0.00
					Total		\$16,336.60

## Quinney, Jeff (72.89)

Year	1st	2nd	3rd	4th	Total	Finish	Money
2007	75	74			149	Cut	\$0.00
2008	71	72	68	72	283	T31	\$38,800.00
2009	70	74			144	Cut	\$0.00
2010	71	73			144	Cut	\$0.00
2011	66	75	72	79	292	T63	\$13,780.00
2013	75	75			150	Cut	\$0.00
					Total		\$52,580.00

## Rachels, Sammy (73.45)

Year	1st	2nd	3rd	4th	Total	Finish	Money
1976	75	73			148	Cut	\$0.00
1979	75				75	WD	\$0.00
1983	73	74			147	Cut	\$0.00
1984	77	70	71	72	290	T44	\$1,511.60
1985	76	72			148	Cut	\$0.00
					Total		\$1,511.60

## Ragan, Dave (72.75)

Year	1st	2nd	3rd	4th	Total	Finish	Money
1968	75	71	73	72	291	T54	\$0.00
					Total		\$0.00

## Randall, Ross (72.50)

Year	1st	2nd	3rd	4th	Total	Finish	Money
1969	71	73	78	69	291	T41	\$322.50
1970	73	71	71	72	287	T35	\$530.00
1974	71	75			146	Cut	\$0.00
1975	72	74			146	Cut	\$0.00
					Total		\$852.50

## Randolph, Jonathan (69.17)

Year	1st	2nd	3rd	4th	Total	Finish	Money
2015	69	63	65	74	271	T34	\$36,636.00
2017	72	72			72	Cute	\$0.00
					Total		\$36,636.00

## Randolph, Sam (71.00)

Year	1st	2nd	3rd	4th	Total	Finish	Money
1988	71	74			145	Cut	\$0.00
1989	64	73	70	68	275	T40	\$3,504.40
1991	74	66	76	74	290	T73	\$2,112.00
					Total		\$5,616.40

## Rangel, Rene (72.50)

Year	1st	2nd	3rd	4th	Total	Finish	Money
1994	75	70			145	Cut	\$0.00
					Total		\$0.00

## Rase, Bill (81.00)

Year	1st	2nd	3rd	4th	Total	Finish	Money
1977	81				81	DQ	\$0.00
					Total		\$0.00

## Rassett, Joey (70.93)

Year	1st	2nd	3rd	4th	Total	Finish	Money
1983	70	69	75	67	281	T21	\$4,640.00
1984	73	74	70	71	288	T35	\$2,518.50
1988	69	75			144	Cut	\$0.00
1994	73	67			140	T65	\$2,304.00
1995	69	71			140	Cut	\$0.00
					Total		\$9,462.50

## Raulerson, Charles (73.00)

Year	1st	2nd	3rd	4th	Total	Finish	Money
1994	75				75	WD	\$0.00
1999	65	69	74	75	283	T67	\$6,090.00
2000	75	78			153	Cut	\$0.00
					Total		\$6,090.00

## Rawlins, Bob (76.00)

Year	1st	2nd	3rd	4th	Total	Finish	Money
1969	73	80			153	Cut	\$0.00
1974	74	77			151	Cut	\$0.00
					Total		\$0.00

## Reasor, Mike (74.36)

Year	1st	2nd	3rd	4th	Total	Finish	Money
1972	70	75			145	Cut	\$0.00
1973	76	74			150	Cut	\$0.00
1975	68	70	76	71	285	T53	\$380.70
1976	76	76			152	Cut	\$0.00
1977	75	77			152	Cut	\$0.00
1978	80	77			157	Cut	\$0.00
					Total		\$380.70

## Reavie, Chez (70.92)

Year	1st	2nd	3rd	4th	Total	Finish	Money
2008	73	72			145	Cut	\$0.00
2009	72	72			144	Cut	\$0.00
2010	74	64	74	76	288	T63	\$13,845.00
2011	71	75			146	Cut	\$0.00
2012	72	75			147	Cut	\$0.00
2012	72	75			147	Cut	\$0.00
2013	69	67	71	70	277	T21	\$67,000.00
2015	73	69			142	Cut	\$0.00
2016	67	66	69	68	270	T18	\$91,980.00
2017	73	70			143	Cut	\$0.00
					Total		\$172,825.00

## Reed, Curtis (77.00)

Year	1st	2nd	3rd	4th	Total	Finish	Money
2016	81	73			154	Cut	\$0.00
					Total		\$0



# Player Year-by-Year Results

## Refram, Dean (75.10)

Year	1st	2nd	3rd	4th	Total	Finish	Money
1969	78	73			151	Cut	\$0.00
1970	74	82			156	Cut	\$0.00
1971	72	73	72	78	295	T75	\$172.40
1976	76	73			149	Cut	\$0.00
					Total		\$172.40

## Regalado, Victor (73.55)

Year	1st	2nd	3rd	4th	Total	Finish	Money
1975	70	79			149	Cut	\$0.00
1977	72	74	71	70	287	T28	\$1,301.40
1978	72	76			148	Cut	\$0.00
1980	75	74			149	Cut	\$0.00
1981	76	74			150	Cut	\$0.00
1983	71	67	75	74	287	T38	\$1,560.00
1984	76	81			157	Cut	\$0.00
1985	71	73			144	Cut	\$0.00
					Total		\$2,861.40

## Rego, Clyde (75.00)

Year	1st	2nd	3rd	4th	Total	Finish	Money
1984	75	75			150	Cut	\$0.00
					Total		\$0.00

## Reid, Mike (70.17)

Year	1st	2nd	3rd	4th	Total	Finish	Money
1977	77	76			153	Cut	\$0.00
1978	77	74			151	Cut	\$0.00
1979	70	73	70	73	286	T32	\$1,698.00
1982	70	73	67	67	277	T16	\$5,600.00
1983	74	73			147	Cut	\$0.00
1987	68	66	70	67	271	T12	\$12,600.00
1989	71	65	73	67	276	T49	\$2,468.00
1992	68	68	71		207	T47	\$2,791.20
1994	73	70			143	Cut	\$0.00
1995	71	69			140	Cut	\$0.00
1996	67	67	72	70	276	T40	\$4,999.00
1997	69	66	69	71	275	T38	\$7,740.00
1999	69	68	70	68	275	T24	\$24,300.00
					Total		\$62,196.20

## Reid, Steve (73.50)

Year	1st	2nd	3rd	4th	Total	Finish	Money
1969	75	77			152	Cut	\$0.00
1970	71	74	72	72	289	T50	\$165.20
					Total		\$165.20

## Reif, Ron (74.25)

Year	1st	2nd	3rd	4th	Total	Finish	Money
1969	74	75			149	Cut	\$0.00
1973	75	73			148	Cut	\$0.00
					Total		\$165.20

## Reifers, Kyle (69.39)

Year	1st	2nd	3rd	4th	Total	Finish	Money
2007	75	76			151	Cut	\$0.00
2012	70	72	71	70	283	T56	\$14,430.00
2015	70	68	67	66	271	T34	\$36,636.00
2016	68	65	65	70	268	T10	\$189,800.00
2017	69	69	66	72	276	T20	\$78,214.20
					Total		\$319,080.20

## Reiser, Troy (72.75)

Year	1st	2nd	3rd	4th	Total	Finish	Money
1998	75	74			149	Cut	\$0.00
2001	73	69			142	Cut	\$0.00
					Total		\$0.00

## Renner, Jack (72.58)

Year	1st	2nd	3rd	4th	Total	Finish	Money
1979	73	73			146	Cut	\$0.00
1980	73	75			148	Cut	\$0.00
1982	72	70	69	72	283	T39	\$1,261.40
1986	73	75			148	Cut	\$0.00
1988	69	77			146	Cut	\$0.00
					Total		\$1,261.40

## Renner, Jim (72.50)

Year	1st	2nd	3rd	4th	Total	Finish	Money
2011	78	71			149	Cut	\$0.00
2014	69	71	71	73	284	T68	\$14,145.00
2015	73	68			141	Cut	\$0.00
					Total		\$14,145.00

## Renteria, Felipe (77.00)

Year	1st	2nd	3rd	4th	Total	Finish	Money
1981	74	80			154	Cut	\$0.00
					Total		\$0.00

## Rhoads, Rick (73.38)

Year	1st	2nd	3rd	4th	Total	Finish	Money
1968	79	74			153	Cut	\$0.00
1970	75	75			150	Cut	\$0.00
1971	76	70	74	72	292	T63	\$172.00
1972	73	72			145	Cut	\$0.00
1973	81	72			153	Cut	\$0.00
1974	68	70	72	71	281	T28	\$1,021.50
					Total		\$1,193.50

## Rhoads, Ron (73.25)

Year	1st	2nd	3rd	4th	Total	Finish	Money
1971	73	70	77	73	293	T69	\$172.00
					Total		\$172.00

## Rhyan, Dick (73.08)

Year	1st	2nd	3rd	4th	Total	Finish	Money
1968	80	72			152	Cut	\$0.00
1969	74	75			149	Cut	\$0.00
1970	77	72	72	71	292	T61	\$142.80
1971	76	76			152	Cut	\$0.00
1972	72	73			145	Cut	\$0.00
1973	78	73			151	Cut	\$0.00
1974	72	72	71	70	285	T42	\$460.30
1975	73	69	67	70	279	T28	\$1,190.20
1976	76	73			149	Cut	\$0.00
					Total		\$1,793.30

## Rhyan, Tad (71.00)

Year	1st	2nd	3rd	4th	Total	Finish	Money
1993	74	68			142	Cut	\$0.00
					Total		\$0.00

## Ricketts, Brian (76.00)

Year	1st	2nd	3rd	4th	Total	Finish	Money
2012	76	72			148	Cut	\$0.00
2013	76	78			154	Cut	\$0.00
					Total		\$0.00

## Ricketts, Brian P. (74.00)

Year	1st	2nd	3rd	4th	Total	Finish	Money
2012	76	72			148	Cut	\$0.00
					Total		\$0.00

## Ridings, Tag (72.30)

Year	1st	2nd	3rd	4th	Total	Finish	Money
2004	77				77	WD	\$0.00
2005	76	73			149	Cut	\$0.00
2006	71	70	67	74	282	T61	\$13,206.00
2007	77	66			143	Cut	\$0.00
2008	69	75			144	Cut	\$0.00
2011	70	73	81	74	298	72	\$12,870.00
2013	68	70	71	73	282	T57	\$14,807.00
2014	71	73			144	Cut	\$0.00
2017	75	69			144	Cut	\$0.00
					Total		\$40,883.00

## Riegger, John (70.67)

Year	1st	2nd	3rd	4th	Total	Finish	Money
1987	72	71			143	Cut	\$0.00
1992	68	70	66		204	T21	\$10,326.20
2002	66	74			140	Cut	\$0.00
2008	74	75			149	Cut	\$0.00
					Total		\$10,326.20

## Riley, Chris (70.08)

Year	1st	2nd	3rd	4th	Total	Finish	Money
1999	66	71	73	70	280	T51	\$6,946.60
2000	71	67	74	71	283	T56	\$8,920.00
2001	64	69	71	67	271	T25	\$36,750.00
2004	70	74			144	Cut	\$0.00
2005	70	76			146	Cut	\$0.00
2009	71	68	68	66	273	T23	\$48,777.00
2010	71	64	73	68	276	T16	\$94,250.00
2011	66	71	73	78	288	T45	\$20,800.00
2012	67	74	73	67	281	T41	\$22,132.50
					Total		\$238,576.10

## Riley, Davis (68.25)

Year	1st	2nd	3rd	4th	Total	Finish	Money
2019	68	77	66	70	273	T29	\$50,230.83
					Total		\$50,230.83

## Ringer, Larry (76.00)

Year	1st	2nd	3rd	4th	Total	Finish	Money
1974	75	77			152	Cut	\$0.00
					Total		\$0.00

## Rinker, Larry (70.81)

Year	1st	2nd	3rd	4th	Total	Finish	Money
1982	75	70			145	Cut	\$0.00
1983	76	67	79	77	299	T72	\$780.00
1988	70	66	71	76	283	T53	\$1,720.00
1990	74	68	68		210	T11	\$21,200.00
1992	66	69	70		205	T29	\$6,413.00
1993	68	69	67	69	273	T8	\$34,800.00
1994	71				71	WD	\$0.00
1998	71	73			144	Cut	\$0.00
1999	69	68	70	75	282	T64	\$6,300.00
					Total		\$71,213.00

## Rinker, Lee (69.22)

Year	1st	2nd	3rd	4th	Total	Finish	Money
1995	68	71	75	71	285	83	\$2,262.00
1996	73	66	70	67	276	T40	\$4,999.00
1997	65	63	69	68	265	2	\$194,400.00
1998	69	68	69	73	279	T57	\$5,525.00
1999	66	75			141	Cut	\$0.00
					Total		\$207,186.00

## Rintoul, Steve (69.88)

Year	1st	2nd	3rd	4th	Total	Finish	Money
1994	67	71			138	T42	\$3,861.00
1995	69	72			141	Cut	\$0.00
1996	69	70	68	73	280	73	\$2,910.00
					Total		\$6,771.00

## Risch, Bob (77.00)

Year	1st	2nd	3rd	4th	Total	Finish	Money
1975	78	76			154	Cut	\$0.00
					Total		\$0.00

## Rivadeneira, Alberto (79.00)

Year	1st	2nd	3rd	4th	Total	Finish	Money
1977	80	78			158	Cut	\$0.00
					Total		\$0.00

## Roach, Wes (69.56)

Year	1st	2nd	3rd	4
------	-----	-----	-----	---

# Player Year-by-Year Results

## Roberts, Loren (69.35)

Year	1st	2nd	3rd	4th	Total	Finish	Money
1981	72	80			152	Cut	\$0.00
1983	71	76			147	Cut	\$0.00
1984	77	73			150	Cut	\$0.00
1986	76	71			147	Cut	\$0.00
1987	73	68			141	Cut	\$0.00
1988	74	70			144	Cut	\$0.00
1989	65	68	66	68	267	4	\$48,000.00
1990	74	67	73		214	T40	\$3,332.70
1991	71	68	66	70	275	T8	\$30,800.00
1992	66	72	68		206	T39	\$4,180.00
1993	68	67	70	71	276	T26	\$8,520.00
1994	71	64			135	T14	\$19,800.00
1995	68	67	69	65	269	T9	\$36,400.00
1996	70	68	69	67	274	T29	\$9,332.10
1997	70	64	68	68	270	T19	\$20,314.20
1998	73	68			141	Cut	\$0.00
1999	66	66	62	68	262	1	\$540,000.00
2000	70	70	68	70	278	T25	\$31,200.00
2001	70	65	69	68	272	T28	\$28,050.00
2002	67	68	68	71	274	T8	\$120,000.00
2003	71	71			142	Cut	\$0.00
2004	71	70			141	Cut	\$0.00
Total							\$899,929.00

## Robertson, Don (75.00)

Year	1st	2nd	3rd	4th	Total	Finish	Money
1990	75	75			150	Cut	\$0.00
Total							\$0.00

## Robinson, Jerry (79.75)

Year	1st	2nd	3rd	4th	Total	Finish	Money
1969	79	80			159	Cut	\$0.00
1971	79	81			160	Cut	\$0.00
Total							\$0.00

## Rocha, Alexandre (71.83)

Year	1st	2nd	3rd	4th	Total	Finish	Money
2011	71	70	78	74	293	T68	\$13,260.00
2012	69	72	75		216	T74	\$12,415.00
2013	67	68	75	74	284	T66	\$13,869.00
Total							\$39,544.00

## Rodgers, Patrick (69.14)

Year	1st	2nd	3rd	4th	Total	Finish	Money
2015	72	68			140	Cut	\$0.00
2016	67	65	71	71	274	T46	\$21,267.33
2017	72	70	69	66	277	T27	\$49,921.80
2018	67	67	76	67	277	T53	\$17,659.00
Total							\$88,848.13

## Rodgers, Phil (73.83)

Year	1st	2nd	3rd	4th	Total	Finish	Money
1968	74	68	79	73	294	65	\$0.00
1969	73	77			150	Cut	\$0.00
1970	79	73			152	Cut	\$0.00
1971	73	72	68	72	285	T33	\$645.60
1972	73	71	75	72	291	T65	\$156.20
1975	76	75			151	Cut	\$0.00
1976	76	69	77	74	296	T66	\$330.00
1977	78	75			153	Cut	\$0.00
Total							\$1,131.80

## Rodríguez, José de Jesús (73.50)

Year	1st	2nd	3rd	4th	Total	Finish	Money
2019	77	70			147	Cut	\$0.00
Total							\$0.00

## Rodriguez, Anthony (71.38)

Year	1st	2nd	3rd	4th	Total	Finish	Money
1996	71	67	75	74	287	79	\$2,730.00
1997	71	67	69	77	284	T71	\$3,546.00
Total							\$6,276.00

## Rodriguez, Chi Chi (71.48)

Year	1st	2nd	3rd	4th	Total	Finish	Money
1968	73	73	68	73	287	T40	\$399.00
1969	72	72	74	72	290	T35	\$508.30
1971	69	68	73	71	281	T10	\$2,482.10
1972	66	68	69	70	273	1	\$25,000.00
1973	69	74	74	75	292	T58	\$292.40
1974	69	70	73	66	278	T12	\$2,904.30
1975	70	75			145	Cut	\$0.00
1976	72	76			148	Cut	\$0.00
1977	77	69	69	68	283	T11	\$4,200.00
1978	71	70	72	67	280	T16	\$3,000.00
1980	73	76			149	Cut	\$0.00
1981	76	67	72	72	287	T11	\$6,360.00
1982	76	70			146	Cut	\$0.00
1983	75	74			149	Cut	\$0.00
1984	75	77			152	Cut	\$0.00
1985	72	70	69	66	277	T5	\$18,250.00
Total							\$63,396.10

## Roesink, Martin (77.00)

Year	1st	2nd	3rd	4th	Total	Finish	Money
1969	79	75			154	Cut	\$0.00
Total							\$0.00

## Rogers, Bill (71.18)

Year	1st	2nd	3rd	4th	Total	Finish	Money
1975	72	71	73	76	292	T72	\$0.00
1976	69	68	72	72	281	T8	\$4,487.50
1977	72	73	70	72	287	T28	\$1,301.40
1978	77	76			153	Cut	\$0.00
1979	68	73	68	66	275	2	\$32,400.00
1980	69	69	70	67	275	2	\$32,400.00
1981	70	76	70	77	293	T44	\$990.00
1985	70	76			146	Cut	\$0.00
1986	74	71			145	Cut	\$0.00
1987	71	68	63	71	273	T19	\$6,313.30
Total							\$77,892.20

## Rollins, John (69.73)

Year	1st	2nd	3rd	4th	Total	Finish	Money
2002	69	65	75	69	278	T27	\$31,950.00
2003	66	70	71	67	274	T19	\$60,900.00
2004	69	72			141	Cut	\$0.00
2005	67	68	68	69	272	T14	\$108,500.00
2006	70	74			144	Cut	\$0.00
2007	70	71	66	68	275	T19	\$73,710.00
2008	74	69	68	75	286	T47	\$17,578.60
2009	72	66	68	69	275	T39	\$26,000.00
2010	73	68			141	Cut	\$0.00
2011	68	70	71	71	280	T6	\$225,875.00
2012	71	67	71	69	278	T24	\$53,950.00
2013	74	64	70	69	277	T21	\$67,000.00
2014	73	70			143	Cut	\$0.00
2015	77	66			143	Cut	\$0.00
Total							\$665,463.60

## Romero, Andres (70.55)

Year	1st	2nd	3rd	4th	Total	Finish	Money
2010	72	73			145	Cut	\$0.00
2011	70	77			147	Cut	\$0.00
2012	72	67	70	70	279	T29	\$40,439.20
2013	71	70			141	Cut	\$0.00
2014	71	66	69	70	276	T22	\$64,055.00
2015	69	71			140	Cut	\$0.00
2016	71	69			140	Cut	\$0.00
2019	67	76			143	Cut	\$0.00
Total							\$104,494.20

## Romero, Eduardo (71.75)

Year	1st	2nd	3rd	4th	Total	Finish	Money
1986	75	72			147	Cut	\$0.00
1995	72	68			140	Cut	\$0.00
Total							\$0.00

## Romo, Tony (75.00)

Year	1st	2nd	3rd	4th	Total	Finish	Money
2019	76	74			150	Cut	\$0.00
Total							\$0.00

## Rosburg, Bob (72.83)

Year	1st	2nd	3rd	4th	Total	Finish	Money
1973	69	74	82		225	WD	\$0.00
1974	77	66	69		212	WD	\$0.00
Total							\$0.00

## Rose, Clarence (71.41)

Year	1st	2nd	3rd	4th	Total	Finish	Money
1982	71	72	73	73	289	T69	\$696.50
1983	76	68	73	75	292	T62	\$848.00
1984	75	72	67	73	287	T28	\$3,253.70
1985	70	73			143	Cut	\$0.00
1986	74	73			147	Cut	\$0.00
1988	66	69	67	69	271	2	\$81,000.00
1989	68	68	67	71	274	T31	\$5,433.30
1990	79	75			154	Cut	\$0.00
1991	74	74			148	Cut	\$0.00
1996	69	72			141	Cut	\$0.00
1997	68	73			141	Cut	\$0.00
1998	69	72			141	Cut	\$0.00
Total							\$91,231.50

## Rose, Justin (69.63)

Year	1st	2nd	3rd	4th	Total	Finish	Money
2005	69	71	68	69	277	T48	\$15,582.60
2006	71	67	71	71	280	T48	\$15,141.70
Total							\$30,724.30

## Ross, John (69.00)

Year	1st	2nd	3rd	4th	Total	Finish	Money
1992	70	69	68		207	T47	\$2,791.20
Total							\$2,791.20

## Rossetti, Todd (75.00)

Year	1st	2nd	3rd	4th	Total	Finish	Money
2000	74	76			150	Cut	\$0.00
Total							\$0.00

## Roy, Jim (73.50)

Year	1st	2nd	3rd	4th	Total	Finish	Money
1983	75	72			147	Cut	\$0.00
Total							\$0.00

## Royer, Hugh (72.10)

Year	1st	2nd	3rd	4th	Total	Finish	Money
1968	74	75			149	Cut	\$0.00
1970	71	73	76	72	292	T61	\$142.80
1971	69	70	71	70	280	T8	\$3,530.00
					Total		\$3,672.80

# Player Year-by-Year Results

## Rummells, Dave (69.85)

Year	1st	2nd	3rd	4th	Total	Finish	Money
1987	70	68	71	69	278	T55	\$1,350.00
1988	66	73	66	71	276	T13	\$12,857.10
1989	64	68	67	70	269	T8	\$29,000.00
1990	73	70	69		212	T20	\$10,087.50
1991	67	70	70	69	276	T12	\$20,900.00
1992	70	78			148	Cut	\$0.00
1993	75	69			144	Cut	\$0.00
1994	72	67			139	T50	\$2,732.80
1995	73	71			144	Cut	\$0.00
Total							\$76,927.40

## Rusnak, Gary (70.25)

Year	1st	2nd	3rd	4th	Total	Finish	Money
1996	67	71	70	73	281	T74	\$2,850.00
Total							\$2,850.00

## Russell, D.A. (69.50)

Year	1st	2nd	3rd	4th	Total	Finish	Money
1994	70	69			139	T50	\$2,732.80
Total							\$2,732.80

## Rutledge, Jim (72.50)

Year	1st	2nd	3rd	4th	Total	Finish	Money
2007	73	72			145	Cut	\$0.00
Total							\$0.00

## Ryder, Sam (69.00)

Year	1st	2nd	3rd	4th	Total	Finish	Money
2018	70	68	71	67	276	T42	\$23,184.00
Total							\$23,184.00

## Rymer, Charlie (68.25)

Year	1st	2nd	3rd	4th	Total	Finish	Money
1995	66	71	67	70	274	T32	\$6,745.50
1996	68	71	61	72	272	T18	\$19,560.00
Total							\$26,305.50

## Sabbatini, Rory (69.72)

Year	1st	2nd	3rd	4th	Total	Finish	Money
1999	71	78			149	Cut	\$0.00
2000	75				75	WD	\$0.00
2001	70	67	71	69	277	T65	\$9,360.00
2002	73	67			140	Cut	\$0.00
2003	69	71	70	77	287	T4	\$10,752.00
2004	69	69	70	67	275	T21	\$58,000.00
2005	70	69	69	64	272	T14	\$108,500.00
2006	71	68	69	74	282	T61	\$13,206.00
2007	70	69	67	64	270	T3	\$302,400.00
2008	73	73			146	Cut	\$0.00
2009	68	64	65	64	261	1	\$1,170,000.00
2010	68	67	73	73	281	T43	\$23,400.00
2011	69	82			151	Cut	\$0.00
2012	75	74			149	Cut	\$0.00
2013	69	71	68	72	280	T43	\$22,110.00
2014	70	68	71	70	279	T45	\$22,770.00
2015	69	64	69	68	270	T30	\$45,085.00
2017	75	75			150	Cut	\$0.00
2018	66	70	69	66	271	T13	\$148,867
2019	67	65	68	67	267	T5	\$267,810.00
Total							\$2,202,259.67

## Sabo, Ed (72.33)

Year	1st	2nd	3rd	4th	Total	Finish	Money
1978	75	69	73	71	288	T60	\$395.00
1979	70	76			146	Cut	\$0.00
Total							\$395.00

## Sadakata, Akio (70.75)

Year	1st	2nd	3rd	4th	Total	Finish	Money
2003	66	73	74	70	283	T65	\$11,536.00
Total							\$11,536.00

## Sainz Jr, Carlos (72.50)

Year	1st	2nd	3rd	4th	Total	Finish	Money
2015	73	72			145	Cut	\$0.00
Total							\$0.00

## Salazar, Roger (70.50)

Year	1st	2nd	3rd	4th	Total	Finish	Money
1995	69	70	68	72	279	T64	\$2,730.00
1996	74	70			144	Cut	\$0.00
Total							\$2,730.00

## Salinas, Arnold (75.50)

Year	1st	2nd	3rd	4th	Total	Finish	Money
1974	74	75			149	Cut	\$0.00
1975	73	80			153	Cut	\$0.00
Total							\$2,730.00

## Sander, Bill (72.22)

Year	1st	2nd	3rd	4th	Total	Finish	Money
1979	74	74			148	Cut	\$0.00
1982	71	75			146	Cut	\$0.00
1983	74	75			149	Cut	\$0.00
1984	78	73			151	Cut	\$0.00
1985	75	74			149	Cut	\$0.00
1986	69	68	70	72	279	T32	\$3,260.00
1988	71	67	73	71	282	T50	\$1,845.00
1989	70	70			140	Cut	\$0.00
1990	72	73	71		216	T60	\$2,130.00
1991	72	70	70	78	290	T73	\$2,112.00
Total							\$9,347.00

## Sanders, Doug (74.40)

Year	1st	2nd	3rd	4th	Total	Finish	Money
1968	78				78	WD	\$0.00
1969	73	73	76	72	294	T58	\$160.00
Total							\$160.00

## Sanders, Gary (77.50)

Year	1st	2nd	3rd	4th	Total	Finish	Money
1973	80	75			155	Cut	\$0.00
Total							\$0.00

## Sanders, Jeff (73.25)

Year	1st	2nd	3rd	4th	Total	Finish	Money
1982	72	72			144	Cut	\$0.00
1985	76	73			149	Cut	\$0.00
Total							\$0.00

## Sanderson, Tom (71.50)

Year	1st	2nd	3rd	4th	Total	Finish	Money
1972	72	72	73	69	286	T41	\$450.00
Total							\$450.00

## Sanudo, Cesar (72.92)

Year	1st	2nd	3rd	4th	Total	Finish	Money
1969	72	77			149	Cut	\$0.00
1970	72	73	73	68	286	T30	\$652.00
1971	74	79			153	Cut	\$0.00
1972	69	68	71	74	282	T21	\$1,312.50
1973	72	76			148	Cut	\$0.00
1979	71	78			149	Cut	\$0.00
1980	76	75			151	Cut	\$0.00
1981	70	70	75	70	285	T6	\$10,050.00
1982	74	73			147	Cut	\$0.00
Total							\$12,014.50

## Sasaki, Hisayuki (70.00)

Year	1st	2nd	3rd	4th	Total	Finish	Money
1997	71	69			140	Cut	\$0.00
Total							\$0.00

## Sauers, Gene (71.00)

Year	1st	2nd	3rd	4th	Total	Finish	Money
1985	73	75			148	Cut	\$0.00
1986	71	68	66	69	274	T4	\$23,625.00
1987	70	71			141	Cut	\$0.00
1988	72	68	68	71	279	T30	\$4,657.80
1989	66	72			138	Cut	\$0.00
1990	72	76			148	Cut	\$0.00
1993	73	71			144	Cut	\$0.00
1994	74	75			149	WD	\$0.00
1996	71	70			141	Cut	\$0.00
2003	68	71	72	69	280	T52	\$13,132.00
2004	71	69	75	73	288	T8	\$10,672.00
Total							\$52,086.80

## Saunders, Sam (70.38)

Year	1st	2nd	3rd	4th	Total	Finish	Money
2015	69	68	68	75	280	T71	\$13,987.00
2016	68	71			139	Cut	\$0.00
2017	72	72			144	Cut	\$0.00
2019	72	73			145	Cut	\$0.00
Total							\$13,987.00

## Schachner, Michael (75.50)

Year	1st	2nd	3rd	4th	Total	Finish	Money
2009	77	74			151	Cut	\$0.00
Total							\$0.00

## Schall, Ken (71.25)

Year	1st	2nd	3rd	4th	Total	Finish	Money
1991	72	69	72	72	285	T58	\$2,398.00
Total							\$2,398.00

## Schauffele, Xander (71.50)

Year	1st	2nd	3rd	4th	Total	Finish	Money
1993	72	66	72	72	282	T63	\$2,556.00
2017	71	72			143	Cut	\$0.00
Total							\$2,556.00

## Scheffler, Scottie (68.75)

Year	1st	2nd	3rd	4th	Total	Finish	Money
2014	71	68	69	68	276	T22	\$0.00
2019	67	69	69	69	274	T35	\$36,488.13
Total							\$36,488.13

## Schenk, Adam (70.17)

Year	1st	2nd	3rd	4th	Total	Finish	Money
2018	70	68	71	69	278	T59	\$16,632.00
2019	73	70			143	Cut	\$0.00
Total							\$16,632.00

## Scherrer, Tom (71.56)

Year	1st	2nd	3rd	4th	Total	Finish	Money
1996	72	78			150	Cut	\$0.00
1999	67	69	69	73	278	T41	\$11,100.00
2000	71	70	71	68	280	T33	\$20,250.00
2001	73	77			150	Cut	\$0.00
2002	65	72	75	71	283	T56	\$10,704.00
2008	75	72			147	Cut	\$0.00
					Total		\$42,054.00



# Player Year-by-Year Results

## Schroeder, John (72.68)

Year	1st	2nd	3rd	4th Total	Finish	Money
1980	78	78		156	Cut	\$0.00
1981	76	68	78	295	T55	\$681.00
1982	71	69	67	284	T49	\$873.20
				Total		\$7,929.20

## Schuchart, Mike (70.86)

Year	1st	2nd	3rd	4th Total	Finish	Money
1990	73	71	71	215	T51	\$2,315.50
1993	71	69	71	281	T60	\$2,640.00
				Total		\$4,955.50

## Schultz, Dave (71.00)

Year	1st	2nd	3rd	4th Total	Finish	Money
2009	75	67		142	Cut	\$0.00
				Total		\$0.00

## Schultz, Jason (71.29)

Year	1st	2nd	3rd	4th Total	Finish	Money
2006	70	73		143	Cut	\$0.00
2007	71	70	67	281	T55	\$14,238.00
2010	69	68	82	288	T63	\$13,845.00
2013	72	71		143	Cut	\$0.00
				Total		\$28,083.00

## Schulz, Ted (69.60)

Year	1st	2nd	3rd	4th Total	Finish	Money
1987	69	71		140	Cut	\$0.00
1989	69	66	66	268	T8	\$29,000.00
1992	69	69	73	211	T71	\$2,156.00
1993	70	69	74	283	T67	\$2,460.00
1994	74	67		141	Cut	\$0.00
				Total		\$33,616.00

## Schwartzel, Charl (68.65)

Year	1st	2nd	3rd	4th Total	Finish	Money
2013	63	70	69	270	3	\$455,600.00
2014	73	67	67	274	T11	\$146,280.00
2015	71	67	70	208	T78	\$12,993.00
2016	68	67	70	276	T58	\$16,060.00
2017	70	69		139	WD	\$0.00
				Total		\$630,933.00

## Schwarzrock, Brent (71.00)

Year	1st	2nd	3rd	4th Total	Finish	Money
2001	67	70	72	289	T68	\$9,000.00
2003	76	72		148	Cut	\$0.00
				Total		\$9,000.00

## Scott, Adam (68.625)

Year	1st	2nd	3rd	4th Total	Finish	Money
2006	65	65	69	271	T3	\$359,600.00
2008	68	67	67	271	1	\$1,152,000.00
2009	71	71		142	Cut	\$0.00
2012	73	71		144	Cut	\$0.00
2018	67	65	72	289	T9	\$207,900.00
				Total		\$1,719,500.00

## Selser, Ed (75.00)

Year	1st	2nd	3rd	4th Total	Finish	Money
1982	74	76		150	Cut	\$0.00
				Total		\$0.00

## Senden, John (69.50)

Year	1st	2nd	3rd	4th Total	Finish	Money
2002	72	68		140	Cut	\$0.00
2003	69	67	69	277	T36	\$26,950.00
2004	72	68	71	278	T41	\$20,300.00
2005	70	68	70	266	T27	\$41,268.70
2006	74	69		143	Cut	\$0.00
2007	67	69	71	278	T39	\$25,830.00
2008	73	68	71	282	T27	\$46,400.00
2009	71	68	65	268	7	\$217,750.00
2010	73	70		143	Cut	\$0.00
2011	70	74		144	Cut	\$0.00
2013	71	73		144	Cut	\$0.00
2014	70	70	68	266	T11	\$146,280.00
2015	67	67	68	271	T46	\$18,460.00
2016	67	70	67	289	T41	\$27,010.00
2019	73	68		141	Cut	\$0.00
				Total		\$570,248.70

## Senior, Peter (72.00)

Year	1st	2nd	3rd	4th Total	Finish	Money
1986	72	72		144	Cut	\$0.00
				Total		\$0.00

## Serrano, Antonio (75.00)

Year	1st	2nd	3rd	4th Total	Finish	Money
1995	74	76		150	Cut	\$0.00
				Total		\$0.00

## Shackelford, John (75.50)

Year	1st	2nd	3rd	4th Total	Finish	Money
1969	75	76		151	Cut	\$0.00
				Total		\$0.00

## Shaw, Bob (73.47)

Year	1st	2nd	3rd	4th Total	Finish	Money
1969	73	70	67	287	T21	\$925.00
1972	69	72	74	298	T78	\$156.20
1973	80			80	WD	\$0.00
1974	72	72	71	290	T65	\$259.40
1975	74	73		147	Cut	\$0.00
				Total		\$1,340.60

## Shaw, Tom (73.23)

Year	1st	2nd	3rd	4th Total	Finish	Money
1968	79	78		157	Cut	\$0.00
1969	75	76		151	Cut	\$0.00
1972	78	70		148	Cut	\$0.00
1973	72	73	71	288	T38	\$630.00
1975	72	69	68	282	T41	\$594.50
1976	71	70	80	296	T66	\$330.00
1978	69	73	73	283	T26	\$1,361.10
1979	73	75		148	Cut	\$0.00
1980	73	76		149	Cut	\$0.00
1981	71	76		147	Cut	\$0.00
1982	73	75		148	Cut	\$0.00
				Total		\$2,915.60

## Shea, Mike (71.25)

Year	1st	2nd	3rd	4th Total	Finish	Money
1978	72	71	71	285	T43	\$607.50
				Total		\$607.50

## Shearer, Bob (72.41)

Year	1st	2nd	3rd	4th Total	Finish	Money
1977	72	76	75	223	WD	\$0.00
1978	72	73	70	284	T35	\$923.70
1979	73	70	78	296	65	\$630.00
1980	67	77	74	287	T31	\$1,779.00
1981	70	81		151	Cut	\$0.00
1982	68	68	71	274	T6	\$11,331.20
1983	78			78	WD	\$0.00
				Total		\$14,663.90

## Sheehan, Patrick (71.89)

Year	1st	2nd	3rd	4th Total	Finish	Money
2003	72	64	80	285	72	\$10,976.00
2005	69	77		146	Cut	\$0.00
2006	74	65	71	280	T48	\$15,141.70
2008	74	68	72	289	T61	\$13,888.00
2012	73	74		147	Cut	\$0.00
				Total		\$40,005.70

## Shelton, Robby (72.00)

Year	1st	2nd	3rd	4th Total	Finish	Money
2017	74	70		144	Cut	\$0.00
				Total		\$2,556.00

## Shields, Gene (77.50)

Year	1st	2nd	3rd	4th Total	Finish	Money
1970	77	78		155	Cut	\$0.00
				Total		\$0.00

## Shindler, Conrad (69.67)

Year	1st	2nd	3rd	4th Total	Finish	Money
2016	69	69	71	209	T75	\$13,797.00
				Total		\$13,797.00

## Shirey, Jr., Don (70.89)

Year	1st	2nd	3rd	4th Total	Finish	Money
1987	71	67	71	280	T64	\$1,254.00
1989	70	70		140	Cut	\$0.00
1990	73	72	73	218	T72	\$1,920.00
				Total		\$3,174.00

## Short, Jr., Wes (69.69)

Year	1st	2nd	3rd	4th Total	Finish	Money
2006	68	71	66	276	T21	\$64,480.00
2007	74			74	WD	\$0.00
2013	68	71	71	288	T27	\$46,565.00
				Total		\$111,045.00

## Sieckmann, Tom (71.48)

Year	1st	2nd	3rd	4th Total	Finish	Money
1985	69	68	69	279	T12	\$10,500.00
1986	70	71	67	286	74	\$1,164.00
1987	71	70		141	Cut	\$0.00
1988	71	80		151	Cut	\$0.00
1989	69	73		142	Cut	\$0.00
1990	68	75	76	219	T77	\$1,850.00
1991	75	73		148	Cut	\$0.00
1992	69	73		142	Cut	\$0.00
1993	71	67	72	288	T43	\$3,744.00
1994	70	74		144	Cut	\$0.00
				Total		\$17,258.00

## Siem, Marcel (70.67)

Year	1st	2nd	3rd	4th Total	Finish	Money
2013	68	68	68	275	T33	\$32,495.00
2014	71	74		145	Cut	\$0.00
				Total		\$32,495.00

## Sifford, Charles (72.79)

Year	1st	2nd	3rd	4th Total	Finish	Money
1968	78	73		151	Cut	\$0.00
1969	71	73	73	291	T41	\$322.50
1970	74	74	70	288	T41	\$336.60
1971	74	72	70	290	T57	\$172.40
1972	74	71		145	Cut	\$0.00
1973	73			73	WD	\$0.00
1974	74	71		145	Cut	\$0.00
				Total		\$831.50

## Sifford, Curtis (74.25)

Year	1st	2nd	3rd	4th Total	Finish	Money
1971	76	74		150	Cut	\$0.00
1972	71	74		145	Cut	\$0.00
1974	77	71		148	Cut	\$0.00
1981	75	76		151	Cut	\$0.00
				Total		\$0.00

## Sikes, Dan (70.87)

Year	1st	2nd	3rd	4th Total	Finish	Money
1970	70	67	71	278	T6	\$3,400.00
1971	73	69	68	280	T8	\$3,530.00
1972	72	70	73	285	T35	\$635.10
1973	70	68	68	271	2	\$17,100.00
1974	74	69	71	287	T59	\$303.90
1975	71	71	70	283	T49	\$446.50
1976	74	72		146	Cut	\$0.00
1977	78	68	71	290	T48	\$520.00
				Total		\$25,935.50

## Sikes, John (72.00)

Year	1st	2nd	3rd	4th Total	Finish	Money
1995	68	69	74	288	84	\$2,236.00
				Total		\$2,236.00



# Player Year-by-Year Results

## Sikes, R.H. (72.61)

Year	1st	2nd	3rd	4th	Total	Finish	Money
1968	72	72	69	72	285	T24	\$752.20
1969	72	72	70	74	288	T27	\$725.00
1970	74	72	68	69	283	T17	\$1,300.00
1971	73	74			147	Cut	\$0.00
1981	80	76			156	Cut	\$0.00
1982	76	72			148	Cut	\$0.00
					Total		\$2,777.20

## Sills, Tony (71.73)

Year	1st	2nd	3rd	4th	Total	Finish	Money
1983	75	75			150	Cut	\$0.00
1984	81	77			158	Cut	\$0.00
1985	68	69	70	74	281	T18	\$6,520.00
1986	70	69	69	70	278	T26	\$4,580.00
1988	75	70			145	Cut	\$0.00
1989	66	69	71	68	274	T31	\$5,433.30
1990	76	78			154	WD	\$0.00
1992	68	76			144	Cut	\$0.00
1995	67	66	72	76	281	T72	\$2,535.00
					Total		\$19,068.30

## Silveira, Larry (70.08)

Year	1st	2nd	3rd	4th	Total	Finish	Money
1989	67	71			138	DQ	\$0.00
1990	70	71	78		219	T77	\$1,850.00
1991	73	64	72	69	278	T20	\$13,273.30
1994	68	69			137	T28	\$6,737.10
1997	70	69			139	Cut	\$0.00
					Total		\$21,860.40

## Silverman, Ben (71.00)

Year	1st	2nd	3rd	4th	Total	Finish	Money
2018	70	70			140	Cut	\$0.00
2019	74	70			144	Cut	\$0.00
					Total		\$0.00

## Sim, Michael (71.07)

Year	1st	2nd	3rd	4th	Total	Finish	Money
2006	73	69			142	Cut	\$0.00
2007	68	74			142	Cut	\$0.00
2008	70	71	71	76	288	T57	\$14,272.00
2010	66	72	70	69	277	T23	\$67,600.00
2011	71	75			146	Cut	\$0.00
					Total		\$81,872.00

## Simmons, Clay (74.50)

Year	1st	2nd	3rd	4th	Total	Finish	Money
1987	72	77			149	Cut	\$0.00
					Total		\$0.00

## Simons, Jim (71.12)

Year	1st	2nd	3rd	4th	Total	Finish	Money
1973	77	70			147	Cut	\$0.00
1974	68	65	72	70	275	T7	\$4,619.40
1975	69	70	70	70	279	T28	\$1,190.20
1976	75	73			148	Cut	\$0.00
1978	74	73			147	Cut	\$0.00
1979	71	72	73	72	288	T40	\$1,170.00
1981	69	78			147	Cut	\$0.00
1986	72	68	66	70	276	T12	\$11,057.10
1987	71	71			142	Cut	\$0.00
					Total		\$18,036.70

## Simpson, Scott (70.12)

Year	1st	2nd	3rd	4th	Total	Finish	Money
1979	70	71	72	71	284	T19	\$3,636.00
1980	72	71	70	71	284	T18	\$4,050.00
1981	72	74	73	72	291	T28	\$1,830.00
1982	69	69	75	69	282	T31	\$1,942.50
1986	70	66	73	71	280	T41	\$2,280.00
1988	70	67	68	75	280	T35	\$3,618.50
1991	68	68	68	68	272	T3	\$52,800.00
1992	69	70	69	208	T55	\$2,464.00	
1993	65	66	68	71	270	1	\$216,000.00
1994	75	68			143	Cut	\$0.00
1995	69	69	69	70	277	T55	\$2,912.00
1996	72	70			142	Cut	\$0.00
1999	73	72			145	Cut	\$0.00
2001	69	70	67	67	273	T37	\$19,800.00

## Simpson, Scott (70.12) (Continued)

Year	1st	2nd	3rd	4th	Total	Finish	Money
2002	71	65	70	70	276	T17	\$67,200.00
2003	70	75			145	Cut	\$0.00
2004	71	69	74	71	285	75	\$11,020.00
					Total		\$389,553.00

## Simpson, Scott (70.12)

Year	1st	2nd	3rd	4th	Total	Finish	Money
1979	70	71	72	71	284	T19	\$3,636.00
1980	72	71	70	71	284	T18	\$4,050.00
1981	72	74	73	72	291	T28	\$1,830.00
1982	69	69	75	69	282	T31	\$1,942.50
1986	70	66	73	71	280	T41	\$2,280.00
1988	70	67	68	75	280	T35	\$3,618.50
1991	68	68	68	68	272	T3	\$52,800.00
1992	69	70	69	208	T55	\$2,464.00	
1993	65	66	68	71	270	1	\$216,000.00
1994	75	68			143	Cut	\$0.00
1995	69	69	69	70	277	T55	\$2,912.00
1996	72	70			142	Cut	\$0.00
1999	73	72			145	Cut	\$0.00
2001	69	70	67	67	273	T37	\$19,800.00
2002	71	65	70	70	276	T17	\$67,200.00
2003	70	75			145	Cut	\$0.00
2004	71	69	74	71	285	75	\$11,020.00
					Total		\$389,553.00

## Simpson, Tim (71.44)

Year	1st	2nd	3rd	4th	Total	Finish	Money
1978	76	81			157	Cut	\$0.00
1980	73	75			148	Cut	\$0.00
1981	72	68	75	79	294	T47	\$761.20
1983	74	74			148	Cut	\$0.00
1984	72	78			150	Cut	\$0.00
1985	71	69	72	72	284	T38	\$1,950.00
1988	73	70	67	71	281	T41	\$2,486.60
1989	65	70	68	70	273	T24	\$7,914.20
1990	72	66	70		208	T5	\$38,000.00
1991	72	69	68	74	283	T43	\$3,214.20
1992	69	75			144	Cut	\$0.00
1993	69	71	67	68	275	T20	\$13,000.00
1994	67	70			137	T28	\$6,737.10
1997	71	76			147	Cut	\$0.00
					Total		\$74,063.30

## Simpson, Webb (71.50)

Year	1st	2nd	3rd	4th	Total	Finish	Money
2009	72	71			143	Cut	\$0.00
2010	71	72			143	Cut	\$0.00
					Total		\$0.00

## Simson, Paul (72.50)

Year	1st	2nd	3rd	4th	Total	Finish	Money
1974	70	75			145	Cut	\$0.00
					Total		\$0.00

## Sindelar, Joey (75.00)

Year	1st	2nd	3rd	4th	Total	Finish	Money
1984	78	81			159	Cut	\$0.00
1990	76	69	71		216	T60	\$2,130.00
					Total		\$2,130.00

## Singh, Jeev Milkha (70.67)

Year	1st	2nd	3rd	4th	Total	Finish	Money
2007	75	70			145	Cut	\$0.00
2010	72	67	68	72	279	T32	\$35,316.60
					Total		\$35,316.60

## Singh, Vijay (69.37)

Year	1st	2nd	3rd	4th	Total	Finish	Money
1994	72	75			147	WD	\$0.00
2000	69	69	73	70	281	T41	\$13,620.00
2001	67	64	67	71	269	T11	\$78,954.50
2002	69	71			140	Cut	\$0.00
2003	65	65	69	66	265	1	\$1,008,000.00

## Singh, Vijay (69.37)

Year	1st	2nd	3rd	4th	Total	Finish	Money
2004	68	67	68	78	281	T59	\$12,470.00
2005	68	67	69	65	269	T3	\$322,400.00
2006	70	67	70	73	280	T48	\$15,141.70
2007	69	67	69	69	274	T13	\$111,300.00
2009	70	67	69	66	272	T16	\$91,185.70
2010	73	75			148	Cut	\$0.00
2011	68	73	69	75	285	T27	\$46,150.00
2012	68	70	66	71	275	T9	\$156,000.00
2013	71	67	76		214	T80	\$11,926.00
2014	69	68	68	73	278	T37	\$30,403.10
2015	70	67	66	69	272	T39	\$27,690.00
					Total		\$1,925,241.00

## Sisk, Geoffrey (75.50)

Year	1st	2nd	3rd	4th	Total	Finish	Money
1999	75	76			151	Cut	\$0.00
					Total		\$0.00

## Skinner, Sonny (72.75)

Year	1st	2nd	3rd	4th	Total	Finish	Money
1990	75	75			150	Cut	\$0.00
1998	69	72			141	Cut	\$0.00
					Total		\$0.00

## Skorheim, Bill (73.50)

Year	1st	2nd	3rd	4th	Total	Finish	Money
2000	76	71			147	Cut	\$0.00
					Total		\$0.00

## Slipko, Mike (75.50))

Year	1st	2nd	3rd	4th	Total	Finish	Money
1976	73	78			151	Cut	\$0.00
					Total		\$0.00

## Sloan, Roger (70.20)

Year	1st	2nd	3rd	4th	Total	Finish	Money
2015	74	66			140	Cut	\$0.00
2019	72	68	71		211	T79	\$14,141.00
					Total		\$14,141.00

## Slocum, Heath (70.63)

Year	1st	2nd	3rd	4th	Total	Finish	Money
2002	71	69			140	Cut	\$0.00
2005	69	66	69	69	273	T18	\$70,266.60
2006	73	70			143	Cut	\$0.00
2009	70	70			140	Cut	\$0.00
2010	69	70	65	71	275	T12	\$131,625.00
2011	76	70			146	Cut	\$0.00
2012	70	73			143	Cut	\$0.00
2013	71	70			141	Cut	\$0.00
2014	73	73			146	Cut	\$0.00
2015	70	72			142	Cut	\$0.00
					Total		\$201,891.60

# Player Year-by-Year Results

## Small, Mike (74.50)

Year	1st	2nd	3rd	4th	Total	Finish	Money
2006	74	75			149	Cut	\$0.00
					Total		\$0.00

## Small, Terry (73.25)

Year	1st	2nd	3rd	4th	Total	Finish	Money
1973	73	73	76	71	293	T65	\$243.80
					Total		\$243.80

## Smith, Bob E. (71.16)

Year	1st	2nd	3rd	4th	Total	Finish	Money
1968	76	71	72	71	290	T50	\$50.00
1969	73	74	73	77	297	T61	\$160.00
1971	73	72	68	72	285	T33	\$645.60
1973	73	68	69	77	287	T32	\$830.00
1975	67	68	69	67	271	2	\$19,950.00
1976	68	67	74	72	281	T8	\$4,487.50
1977	78	73			151	Cut	\$0.00
1978	74	75			149	Cut	\$0.00
1979	71				71	WD	\$0.00
1980	75	80			155	Cut	\$0.00
					Total		\$26,123.10

## Smith, Bob L. (74.00)

Year	1st	2nd	3rd	4th	Total	Finish	Money
1983	75	73			148	Cut	\$0.00
					Total		\$0.00

## Smith, Bruce (72.83)

Year	1st	2nd	3rd	4th	Total	Finish	Money
2000	75	68	72	74	289	T79	\$7,240.00
2003	71	77			148	Cut	\$0.00
					Total		\$7,240.00

## Smith, Byron (70.50)

Year	1st	2nd	3rd	4th	Total	Finish	Money
2015	68	73			141	Cut	\$0.00
					Total		\$0.00

## Smith, Cameron (69.00)

Year	1st	2nd	3rd	4th	Total	Finish	Money
2015	70	67	68	68	273	T46	\$18,460.00
2016	71	70			141	Cut	\$0.00
					Total		\$18,460.00

## Smith, Chris (70.25)

Year	1st	2nd	3rd	4th	Total	Finish	Money
1996	72	68	68	66	274	T29	\$9,332.10
1998	72	69			141	Cut	\$0.00
1999	68	69	69	70	276	T30	\$18,630.00
2001	71	68	65	72	276	T62	\$9,630.00
2002	71	72			143	Cut	\$0.00
2003	75	71			146	Cut	\$0.00
2004	66	72	70	68	276	T27	\$39,440.00
2005	72	70			142	Cut	\$0.00
2006	72	70			142	Cut	\$0.00
2010	69	70	70	72	281	T43	\$23,400.00
2014	71	74			145	Cut	\$0.00
2015	73	69			142	Cut	\$0.00
					Total		\$100,432.10

## Smith, David W. (74.50)

Year	1st	2nd	3rd	4th	Total	Finish	Money
1976	76	73			149	Cut	\$0.00
					Total		\$0.00

## Smith, Earl (77.50)

Year	1st	2nd	3rd	4th	Total	Finish	Money
1972	77	78			155	Cut	\$0.00
					Total		\$0.00

## Smith, Ivan (74.75)

Year	1st	2nd	3rd	4th	Total	Finish	Money
1983	78	77			155	Cut	\$0.00
1985	71	73			144	Cut	\$0.00
					Total		\$0.00

## Smith, Jerry (69.83)

Year	1st	2nd	3rd	4th	Total	Finish	Money
2000	68	68	70	67	273	9	\$116,000.00
2001	69	70	66	75	280	T77	\$8,325.00
2002	73	68			141	Cut	\$0.00
2006	70	74			144	Cut	\$0.00
					Total		\$124,325.00

## Smith, Mike (71.14)

Year	1st	2nd	3rd	4th	Total	Finish	Money
1981	74	74			148	Cut	\$0.00
1984	74	67	68	72	281	T6	\$16,750.00
1985	71	71	72	72	286	T55	\$1,120.00
1986	70	71	72	76	289	T81	\$1,074.00
1987	69	72			141	Cut	\$0.00
1990	71	71	74		216	T60	\$2,130.00
1992	71	72			143	Cut	\$0.00
1993	72	69	72	69	282	T63	\$2,556.00
1995	70	67	72	68	277	T55	\$2,912.00
					Total		\$26,542.00

## Smith, Nate (74.00)

Year	1st	2nd	3rd	4th	Total	Finish	Money
2011	75	73			148	Cut	\$0.00
					Total		\$0.00

## Smith, Sam (74.00)

Year	1st	2nd	3rd	4th	Total	Finish	Money
2011	75	73			148	Cut	\$0.00
					Total		\$0.00

## Smith, Stuart W. (73.00)

Year	1st	2nd	3rd	4th	Total	Finish	Money
1985	73	73			146	Cut	\$0.00
					Total		\$0.00

## Smith, Taylor (70.50)

Year	1st	2nd	3rd	4th	Total	Finish	Money
1996	71	70			141	Cut	\$0.00
					Total		\$0.00

## Smotherman, Austin (74.00)

Year	1st	2nd	3rd	4th	Total	Finish	Money
2017	79	69			148	Cut	\$0.00
					Total		\$0.00

## Snead, J.C. (72.33)

Year	1st	2nd	3rd	4th	Total	Finish	Money
1970	77	73			150	Cut	\$0.00
1971	71	73	69	80	293	T69	\$172.40
1978	78	73			151	Cut	\$0.00
1980	73	73	69	71	286	T26	\$2,220.00
1986	72	68	68	73	281	T47	\$1,581.00
1989	72	69			141	Cut	\$0.00
					Total		\$3,973.40

## Snead, Sam (77.00)

Year	1st	2nd	3rd	4th	Total	Finish	Money
1968	77				77	WD	\$0.00
					Total		\$0.00

## Snedeker, Brandt (69.44)

Year	1st	2nd	3rd	4th	Total	Finish	Money
2004	70	66	71	69	276	T27	\$39,440.00
2007	69	71	74	68	282	T60	\$13,797.00
2014	69	74			143	Cut	\$0.00
2015	71	66	64	64	265	T6	\$246,725.00
2016	69	70			139	Cut	\$0.00
2017	72	73			145	Cut	\$0.00
					Total		\$299,962.00

## Sneed, Ed (71.58)

Year	1st	2nd	3rd	4th	Total	Finish	Money
1971	68	69	80	71	288	T51	\$172.40
1972	75	78			153	Cut	\$0.00
1973	72	70	73	70	285	T18	\$1,533.00
1974	71	72	70	74	287	T59	\$303.90
1975	71	70	68	68	277	T17	\$2,362.50
1976	73	71	76	68	288	T44	\$565.50
1977	72	70	69	73	284	T14	\$3,400.00
1978	70	67	71	68	276	T3	\$9,750.00
1979	70	70	71	71	282	T14	\$5,250.00
1980	74	75			149	Cut	\$0.00
1981	72	74	73	75	294	T47	\$761.20
					Total		\$24,098.50

## Snodgrass, Terry (71.50)

Year	1st	2nd	3rd	4th	Total	Finish	Money
1985	71	72			143	Cut	\$0.00
					Total		\$0.00

## Snyder, John (73.50)

Year	1st	2nd	3rd	4th	Total	Finish	Money
1988	70	77			147	Cut	\$0.00
					Total		\$0.00

## Snyder III, Joey (74.33)

Year	1st	2nd	3rd	4th	Total	Finish	Money
2005	75	73			148	Cut	\$0.00
2012	73	76			149	Cut	\$0.00
					Total		\$0.00

## Soli, Mick (73.50)

Year	1st	2nd	3rd	4th	Total	Finish	Money
1980	78	73			151	Cut	\$0.00
1983	69	69	78	75	291	T55	\$896.00
1984	74	72	73	71	290	T44	\$1,511.60
1985	75	75			150	Cut	\$0.00
					Total		\$2,407.60

## Soulsby, Bruce (71.50)

Year	1st	2nd	3rd	4th	Total	Finish	Money
1987	74	69			143	Cut	\$0.00
					Total		\$0.00

## Sovik, Ray (78.00)

Year	1st	2nd	3rd	4th	Total	Finish	Money
1977	80	76			156	Cut	\$0.00
					Total		\$0.00

## Sowards, Bob (72.50)

Year	1st	2nd	3rd	4th	Total	Finish	Money
2008	73	72			145	Cut	\$0.00
					Total		\$0.00

## Spang, Mike (74.00)

Year	1st	2nd	3rd	4th	Total	Finish	Money
1973	74				74	WD	\$0.00
					Total		\$0.00

## Spaun, J.J. (69.58)

Year	1st	2nd	3rd	4th	Total	Finish	Money
2017	73	69	74	77	293	T4	\$14,400.00
2018	64	69	69	63	265	T3	\$400,400.00
2019	66	70	72	69	277	T59	\$17,301.00
					Total		\$432,101.00

## Spence, Craig A. (72.00)

Year	1st	2nd	3rd	4th	Total	Finish	Money
2000	73	71			144	Cut	\$0.00
					Total		\$0.00

## Spieth, Jordan (69.24)

Year	1st	2nd	3rd	4th	Total	Finish	Money
2010	68	69	67	72	276	T16	\$0.00
2011	69	68	72	77	286	T32	\$0.00
2013	69	68	73	75	285	T68	\$13,601.00
2014	70	67	73	68	278	T37	\$30,403.10
2015	69	64	68	69	270	T30	\$45,085.00
2016	64	65	67	74	270	T18	\$91,980.00
2017	68	75			143	Cut	\$0.00
2018	69	66	71	67	273	T21	\$80,080.00
2019	68	67	67	71	273	T29	\$50,230.83
					Total		\$311,379.96

# Player Year-by-Year Results

## Sposa, Mike (70.25)

Year	1st	2nd	3rd	4th	Total	Finish	Money
1999	67	69	72	71	279	T46	\$8,316.00
2001	70	72			142	Cut	\$0.00
2002	68	70	71	71	280	T39	\$18,240.00
2006	75	67			142	Cut	\$0.00
					Total		\$26,556.00

## Spradlin, Jack (76.25)

Year	1st	2nd	3rd	4th	Total	Finish	Money
1975	77	77			154	Cut	\$0.00
1984	80	71			151	Cut	\$0.00
					Total		\$0.00

## Spray, Steve (74.50)

Year	1st	2nd	3rd	4th	Total	Finish	Money
1968	74	73	76	69	292	T58	\$0.00
1969	76	76			152	Cut	\$0.00
1971	80	69			149	Cut	\$0.00
1972	72	69	82	78	301	80	\$156.20
					Total		\$156.20

## Springer, Mike (71.11)

Year	1st	2nd	3rd	4th	Total	Finish	Money
1991	70	68	72	71	281	T33	\$6,077.50
1992	78				78	WD	\$0.00
1993	72	73			145	Cut	\$0.00
1996	72	70			142	Cut	\$0.00
1998	71	68	71	72	282	T70	\$4,925.00
1999	71	68			139	Cut	\$0.00
2000	75	68	75	66	284	T62	\$8,480.00
					Total		\$19,482.50

## Stadler, Craig (69.94)

Year	1st	2nd	3rd	4th	Total	Finish	Money
1977	78	70	77	72	297	T62	\$360.00
1979	72	77			149	Cut	\$0.00
1981	75	69	75	75	294	T47	\$761.20
1984	70	71	64	71	276	1	\$90,000.00
1985	67	70	69	71	277	T5	\$18,250.00
1986	69	69	65	71	274	T4	\$23,625.00
1987	69	67	67	65	268	T4	\$26,400.00
1988	68	66	68	72	274	T8	\$22,500.00
1989	65	66	72	67	270	T11	\$24,000.00
1991	68	66	70	67	271	2	\$118,800.00
1992	69	68	69		206	T39	\$4,180.00
1993	74	68			142	Cut	\$0.00
1994	69	67			136	T20	\$12,105.00
1995	66	67	68	69	270	T11	\$27,560.00
1996	73	68			141	Cut	\$0.00
1997	74	67			141	Cut	\$0.00
1998	71	67	69	71	278	T51	\$5,883.30
1999	68	75			143	Cut	\$0.00
2001	74	70			144	Cut	\$0.00
2002	71	68	80	73	292	78	\$8,832.00
2003	69	74			143	Cut	\$0.00
					Total		\$383,256.50

## Stadler, Kevin (73.38)

Year	1st	2nd	3rd	4th	Total	Finish	Money
2005	71	73			144	Cut	\$0.00
2007	74	72			146	Cut	\$0.00
2008	75	71			146	Cut	\$0.00
2009	77	74			151	Cut	\$0.00
					Total		\$0.00

## Stafford, Roland (82.50)

Year	1st	2nd	3rd	4th	Total	Finish	Money
1980	83	82			165	Cut	\$0.00
					Total		\$0.00

## Stalder, Jim (81.75)

Year	1st	2nd	3rd	4th	Total	Finish	Money
1992	78	85			163	Cut	\$0.00
1998	84	80			164	Cut	\$0.00
					Total		\$0.00

## Stallings, Scott (70.36)

Year	1st	2nd	3rd	4th	Total	Finish	Money
2011	76	77			153	Cut	\$0.00
2012	70	73			143	Cut	\$0.00
2016	67	66	74	65	272	T34	\$36,082.86
2017	72	66	66	72	276	T20	\$78,214.20
2019	69	72			141	Cut	\$0.00
					Total		\$114,297.06

## Standly, Mike (70.05)

Year	1st	2nd	3rd	4th	Total	Finish	Money
1991	71	72			143	Cut	\$0.00
1992	68	74			142	Cut	\$0.00
1993	71	76			147	Cut	\$0.00
1994	69	71			140	T65	\$2,304.00
1995	66	71	68	74	279	T64	\$2,730.00
1996	69	68	68	70	275	T36	\$7,218.70
1997	66	63	68	71	268	T5	\$56,957.10
1998	73	74			147	Cut	\$0.00
					Total		\$69,209.80

## Stankowski, Paul (70.67)

Year	1st	2nd	3rd	4th	Total	Finish	Money
1994	72	73			145	Cut	\$0.00
1995	71	73			144	Cut	\$0.00
1996	70	68	70	68	276	T40	\$4,999.00
1997	64	66	68	70	268	T5	\$56,957.10
1998	70	72			142	Cut	\$0.00
1999	69	74			143	Cut	\$0.00
2000	72	67	66	69	274	T10	\$100,000.00
2001	71	67	68	65	271	T25	\$36,750.00
2002	67	65	72	73	277	T22	\$46,080.00
2003	67	76			143	Cut	\$0.00
2004	70	75			145	Cut	\$0.00
2006	76	69			145	Cut	\$0.00
2007	73	72			145	Cut	\$0.00
2008	71	71	75	80	297	75	\$12,160.00
2010	70	70	71	76	287	T61	\$14,235.00
2011	69	70	80	71	290	T55	\$14,820.00
					Total		\$286,001.10

## Stanley, Kyle (70.82)

Year	1st	2nd	3rd	4th	Total	Finish	Money
2011	70	70	73	77	290	T55	\$14,820.00
2014	74	66	76		216	84	\$12,006.00
2016	72	66	68	67	273	T41	\$27,010.00
					Total		\$53,836.00

## Stanton, Bob (73.11)

Year	1st	2nd	3rd	4th	Total	Finish	Money
1968	76				76	DQ	\$0.00
1969	73	73	73	71	290	T35	\$508.30
1974	73	72			145	Cut	\$0.00
1975	75	72			147	Cut	\$0.00
					Total		\$508.30

## Stark, John (73.25)

Year	1st	2nd	3rd	4th	Total	Finish	Money
1984	73	75	70	75	293	T61	\$1,075.00
					Total		\$1,075.00

## Starks, Nate (74.75)

Year	1st	2nd	3rd	4th	Total	Finish	Money
1969	78	73			151	Cut	\$0.00
1976	72	72	75	73	292	T58	\$410.00
1977	79	76			155	Cut	\$0.00
					Total		\$410.00

## Steele, Brendan (71.60)

Year	1st	2nd	3rd	4th	Total	Finish	Money
2012	70	74			144	Cut	\$0.00
2014	72	72			144	Cut	\$0.00
2015	72	68			140	Cut	\$0.00
					Total		\$0.00

## Steelsmith, Jerry (72.75)

Year	1st	2nd	3rd	4th	Total	Finish	Money
1968	73	73	74	71	291	T54	\$0.00
					Total		\$0.00

## Stefani, Shawn (69.33)

Year	1st	2nd	3rd	4th	Total	Finish	Money
2013	75	74			149	Cut	\$0.00
2014	74	66	67	67	274	T11	\$146,280.00
2016	72	68			140	Cut	\$0.00
2017	71	69			140	DQ	\$0.00
2018	68	66	69	71	274	T26	\$55,825.00
2019	65	72	64	70	271	T20	\$95,326.66
					Total		\$297,431.66

## Stegmaier, Brett (70.00)

Year	1st	2nd	3rd	4th	Total	Finish	Money
2016	68	66	73	71	278	T66	\$14,746.00
2017	69	72	71	70	282	T57	\$16,875.00
					Total		\$31,621.00

## Stegner, Scott (79.00)

Year	1st	2nd	3rd	4th	Total	Finish	Money
1981	80	78			158	Cut	\$0.00
1984	80	78			158	Cut	\$0.00
					Total		\$0.00

## Steinberg, Jeff (77.50)

Year	1st	2nd	3rd	4th	Total	Finish	Money
1973	75	80			155	Cut	\$0.00
					Total		\$0.00

## Stenson, Henrik (67.75)

Year	1st	2nd	3rd	4th	Total	Finish	Money
2019	67	69	66	69	271	T20	\$95,326.67
					Total		\$95,326.67

## Sterling, Scott (72.00)

Year	1st	2nd	3rd	4th	Total	Finish	Money
2008	71	73			144	Cut	\$0.00
					Total		\$0.00

## Sterne, Richard (68.00)

Year	1st	2nd	3rd	4th	Total	Finish	Money
2015	71	65	70	66	272	T39	\$27,690.00
					Total		\$27,690.00

## Stewart, Earl (72.92)

Year	1st	2nd	3rd	4th	Total	Finish	Money
1968	73	73	70	69	285	T24	\$752.20
1969	75	74			149	Cut	\$0.00
1970	72	74	77	69	292	T61	\$142.80
1971	77	72			149	Cut	\$0.00
					Total		\$895.00

## Stewart, Payne (69.00)

Year	1st	2nd	3rd	4th	Total	Finish	Money
1982	74	70			144	Cut	\$0.00
1983	74	72			146	Cut	\$0.00
1984	75	70	68	69	282	T9	\$12,500.00
1985	67	71	66	68	272	2	\$54,000.00
1986	70	66	67	71	274	T4	\$23,625.00
1987	64	71	66	72	273	T19	\$6,313.30
1988	66	71	68	73	278	T24	\$6,075.00
1989	64	70	68	67	269	T8	\$29,000.00
1990	67	68	67		202	1	\$180,000.00
1991	70	70	65	75	280	T30	\$7,150.00
1992	71	67	69		207	T47	\$2,791.20
1993	70	66	68	68	272	T5	\$43,800.00
1994	70	71			141	Cut	\$0.00
1995	68	66	71	69	274	T32	\$6,745.50
1996	72	69			141	Cut	\$0.00
1997	69	68	65	71	273	T30	\$11,700.00
1998	68	67	68	71	274	T19	\$29,250.00
Total							\$412,950.00



# Player Year-by-Year Results

## Stiles, Darron (70.81)

Year	1st	2nd	3rd	4th	Total	Finish	Money
2003	68	72	75	73	288	T75	\$10,472.00
2005	71	75			146	Cut	\$0.00
2007	70	70	70	67	277	T29	\$36,729.00
2009	70	71			141	Cut	\$0.00
2013	72	70			142	Cut	\$0.00
2016	68	71			139	Cut	\$0.00
Total							\$47,201.00

## Still, Ken (72.50)

Year	1st	2nd	3rd	4th	Total	Finish	Money
1968	76	72			148	Cut	\$0.00
1971	71	72	72	77	292	T63	\$172.40
1973	76	71			147	Cut	\$0.00
1975	72	73			145	Cut	\$0.00
1976	73	68	73	71	285	T28	\$1,330.00
1977	73	74	69	73	289	T42	\$680.00
1979	71	72	72	74	289	T45	\$903.00
Total							\$3,085.40

## Stills, Adrian (71.00)

Year	1st	2nd	3rd	4th	Total	Finish	Money
1986	72	70	69	73	284	T66	\$1,248.00
Total							\$1,248.00

## Stobaugh, Willard (76.50)

Year	1st	2nd	3rd	4th	Total	Finish	Money
1973	76	77			153	Cut	\$0.00
Total							\$0.00

## Stock, Charles (79.00)

Year	1st	2nd	3rd	4th	Total	Finish	Money
1970	77	81			158	Cut	\$0.00
Total							\$0.00

## Stockton, Dave (71.36)

Year	1st	2nd	3rd	4th	Total	Finish	Money
1968	70	73	68	67	278	T6	\$3,275.00
1970	73	71	70	67	281	T9	\$2,600.00
1971	73	70	70	70	283	T21	\$1,156.60
1972	69	70	69	70	278	T8	\$3,137.00
1973	72	68	74	69	283	T8	\$3,765.00
1974	70	71	68	72	281	T28	\$1,021.50
1975	68	71	69	71	279	T28	\$1,190.20
1976	69	71	70	70	280	T6	\$6,800.00
1977	76	71	77	73	297	T62	\$360.00
1978	75	69	65	67	276	T3	\$9,750.00
1979	71	73	69	75	288	T40	\$1,170.00
1980	72	80			152	Cut	\$0.00
1981	74	76			150	Cut	\$0.00
1982	71	69	75	73	288	T64	\$728.00
1983	72	72	70	70	284	T28	\$2,660.00
1984	75	77			152	Cut	\$0.00
1985	74	70			144	Cut	\$0.00
1986	74	73			147	Cut	\$0.00
1987	72	66	71	68	277	T50	\$1,447.20
1990	75	77			152	Cut	\$0.00
1991	75	70			145	Cut	\$0.00
Total							\$39,060.50

## Stockton, Jr., Dave (71.95)

Year	1st	2nd	3rd	4th	Total	Finish	Money
1994	76	69			145	Cut	\$0.00
1995	71	67	69	73	280	T67	\$2,626.00
1996	69	76			145	Cut	\$0.00
1997	71	72			143	Cut	\$0.00
1998	72	75			147	Cut	\$0.00
1999	67	70	74	71	282	T64	\$6,300.00
2000	76	73			149	Cut	\$0.00
2003	67	73	75	77	292	80	\$10,080.00
Total							\$19,006.00

## Stone, Bob (72.67)

Year	1st	2nd	3rd	4th	Total	Finish	Money
1968	74	73	68	73	288	T45	\$250.00
1970	75	72	78	75	300	79	\$142.80
1971	68	69	72	73	282	T17	\$1,687.50
1972	72	72	75	69	288	T54	\$156.20
Total							\$2,236.50

## Stopa, Stan (74.00)

Year	1st	2nd	3rd	4th	Total	Finish	Money
1980	72	73	73	78	296	T59	\$666.00
Total							\$666.00

## Storey, Tom (73.62)

Year	1st	2nd	3rd	4th	Total	Finish	Money
1976	74	71	74	75	294	T62	\$370.00
1977	79	76			155	Cut	\$0.00
1978	70	72	69	73	284	T35	\$923.70
1979	73	73			146	Cut	\$0.00
1980	78				78	WD	\$0.00
Total							\$1,293.70

## Straka, Sepp (68.25)

Year	1st	2nd	3rd	4th	Total	Finish	Money
2019	69	71	68	65	273	T29	\$50,230.83
Total							\$50,230.83

## Strange, Allan (72.75)

Year	1st	2nd	3rd	4th	Total	Finish	Money
1981	73	72	72	74	291	T28	\$1,830.00
Total							\$1,830.00

## Strange, Curtis (70.88)

Year	1st	2nd	3rd	4th	Total	Finish	Money
1978	74	68	73	77	292	T66	\$330.00
1979	68	76	70	69	283	18	\$4,500.00
1980	66	69	70	74	279	5	\$12,000.00
1981	69	74	70	72	285	T6	\$10,050.00
1982	65	72	65	69	271	2	\$37,800.00
1983	71	69	74	77	291	T55	\$896.00
Total							\$65,576.00

## Straub, Austin (74.00)

Year	1st	2nd	3rd	4th	Total	Finish	Money
1975	76	73			149	Cut	\$0.00
1976	75	72			147	Cut	\$0.00
Total							\$0.00

## Streb, Robert (71.25)

Year	1st	2nd	3rd	4th	Total	Finish	Money
2013	68	73			141	Cut	\$0.00
2014	77	69			146	Cut	\$0.00
2017	72	74			147	Cut	\$0.00
2018	69	69	75	64	277	T53	\$17,659.00
2019	72	73			145	Cut	\$0.00
Total							\$17,659.00

## Streck, Ron (71.55)

Year	1st	2nd	3rd	4th	Total	Finish	Money
1977	77	72			149	Cut	\$0.00
1979	68	75	72	77	292	T55	\$681.00
1980	67	72	69	72	280	T6	\$10,050.00
1981	72	74	74	72	292	T38	\$1,260.00
1982	70	71	69	70	280	T23	\$3,027.50
1983	74	72			146	Cut	\$0.00
1984	80	74			154	Cut	\$0.00
1985	71	67	71	69	278	T8	\$14,000.00
1986	71	69	73	69	282	T55	\$1,350.00
1987	67	71	67	72	277	T50	\$1,447.20
1988	72	68	72	77	289	T72	\$1,462.50
Total							\$33,278.20

## Streelman, Kevin (70.40)

Year	1st	2nd	3rd	4th	Total	Finish	Money
2008	74	75			149	Cut	\$0.00
2009	67	69	64	71	271	T13	\$125,666.60
2010	71	68	73	72	284	T50	\$16,423.30

## Stricker, Steve (69.68)

Year	1st	2nd	3rd	4th	Total	Finish	Money
1998	67	72	65	65	269	5	\$100,000.00
1999	66	73			139	Cut	\$0.00
2000	76	75			151	Cut	\$0.00
2002	69	66	70	68	273	T6	\$166,800.00
2003	69	70	71	69	279	T44	\$16,184.00
2004	71	70			141	Cut	\$0.00
2005	69	68	71	73	281	T64	\$12,958.00
Total							\$295,942.00

## Strickler, Will (74.25)

Year	1st	2nd	3rd	4th	Total	Finish	Money
2011	66	76	76	68	286	T32	\$35,192.80
2014	76	78			154	Cut	\$0.00
Total							\$35,192.80

## Stroble, Bobby (76.50)

Year	1st	2nd	3rd	4th	Total	Finish	Money
1977	71	81			152	Cut	\$0.00
1978	75	79			154	Cut	\$0.00
Total							\$0.00

## Stroud, Chris (72.17)

Year	1st	2nd	3rd	4th	Total	Finish	Money
2007	68	76			144	Cut	\$0.00
2008	76				76	WD	\$0.00
2009	72	69			141	Cut	\$0.00
2011	69	75			144	Cut	\$0.00
2016	73	73			DQ		\$0.00
2017	76	69			145	Cut	\$0.00
2019	69	74			143	Cut	\$0.00
Total							\$0.00

## Strueber, Tom (77.00)

Year	1st	2nd	3rd	4th	Total	Finish	Money
1988	78	76			154	Cut	\$0.00
Total							\$0.00

## Stuard, Brian (70.37)

Year	1st	2nd	3rd	4th	Total	Finish	Money
2010	71	70			141	Cut	\$0.00
2013	71	69	73		213	T77	\$12,328.00
2014	76	71			147	Cut	\$0.00
2015	70	69			139	Cut	\$0.00
2017	71	73			144	Cut	\$0.00
2018	71	67	71	67	276	T42	\$23,184.00
2019	67	72	70	68	277	T59	\$17,301.00
Total							\$52,813.00

## Sucher, Zack (70.00)

Year	1st	2nd	3rd	4th	Total	Finish	Money
2015	71	70			141	Cut	\$0.00
2017	70	75			145	Cut	\$0.00
2019	67	68	68	71	274	T35	\$36,488.12
					Total		\$36,488.12



# Player Year-by-Year Results

## Summerhays, Daniel (72.17)

Year	1st	2nd	3rd	4th	Total	Finish	Money
2011	72	82			154	Cut	\$0.00
2017	70	71	70	68	279	T40	\$25,605.00
					Total		\$25,605.00

## Summers, Stephen (83.50)

Year	1st	2nd	3rd	4th	Total	Finish	Money
1978	80	87			167	Cut	\$0.00
					Total		\$0.00

## Sutherland, David (70.44)

Year	1st	2nd	3rd	4th	Total	Finish	Money
1991	73	74			147	Cut	\$0.00
1997	68	64	70	71	273	T30	\$11,700.00
1998	71	77			148	Cut	\$0.00
1999	66	72	71	68	277	T35	\$14,475.00
2000	73	68	71	70	282	T49	\$9,691.40
					Total		\$35,866.40

## Sutherland, Kevin (69.74)

Year	1st	2nd	3rd	4th	Total	Finish	Money
1996	69	66	72	74	281	T74	\$2,850.00
1997	65	69	70	68	272	T27	\$13,320.00
1998	72	77			149	Cut	\$0.00
1999	69	70			139	Cut	\$0.00
2000	68	67	74	69	278	T25	\$31,200.00
2001	70	70			140	Cut	\$0.00
2003	64	68	73	70	275	T27	\$41,440.00
2004	68	71	68	71	278	T41	\$20,300.00
2005	69	70	69	66	274	T27	\$41,268.70
2006	69	68	70	71	278	T34	\$28,069.10
2007	75	65	69	68	277	T29	\$36,729.00
2008	68	70	67	74	279	T7	\$179,733.30
2009	68	74			142	Cut	\$0.00
2010	71	70			141	Cut	\$0.00
2013	69	73			142	Cut	\$0.00
					Total		\$394,910.10

## Sutton, Alex (78.50)

Year	1st	2nd	3rd	4th	Total	Finish	Money
1971	77	80			157	Cut	\$0.00
					Total		\$0.00

## Sutton, Hal (69.58)

Year	1st	2nd	3rd	4th	Total	Finish	Money
1982	73	70	74	71	288	T64	\$728.00
1983	72	66	67	69	274	T2	\$35,200.00
1984	75	68	71	68	282	T9	\$12,500.00
1985	70	71	71	71	283	T30	\$2,906.20
1986	72	71	69	67	279	T32	\$3,260.00
1989	64	75			139	Cut	\$0.00
1990	70	74	71		215	T51	\$2,315.50
1991	68	68	67	69	272	T3	\$52,800.00
1992	65	68	70		203	T14	\$17,600.00
1993	70	71	72	72	285	T73	\$3,328.00
1994	73	67			140	T65	\$2,304.00
1995	70				70	WD	\$0.00
1996	69	69	66	67	271	T10	\$31,125.00
1997	68	65	66	70	269	T12	\$33,171.40
1998	66	65	68	69	268	T2	\$186,666.60
1999	67	69	71	70	277	T35	\$14,475.00
2000	72	69	73	69	283	T56	\$8,920.00
2001	68	70	66	68	272	T28	\$28,050.00
2002	73	72			145	Cut	\$0.00
2003	68	69	66	68	271	T6	\$187,600.00
2004	72	74			146	Cut	\$0.00
2005	70	77			147	Cut	\$0.00
					Total		\$621,949.70

## Svensson, Adam (71.00)

Year	1st	2nd	3rd	4th	Total	Finish	Money
2019	70	72			142	Cut	\$0.00
					Total		\$0.00

## Svoboda, Andrew (70.86)

Year	1st	2nd	3rd	4th	Total	Finish	Money
2013	69	70	70	73	282	T57	\$14,807.00
2013	69	70	70	73	282	T57	\$14,807.00
2014	70	73			143	Cut	\$0.00
2015	74	68			142	Cut	\$0.00
					Total		\$14,807.00

## Swafford, Hudson (70.06)

Year	1st	2nd	3rd	4th	Total	Finish	Money
2014	69	73			142	Cut	\$0.00
2015	73	65	67	72	277	T66	\$14,626.00
2016	66	66	70	70	272	T34	\$36,082.86
2017	81	69			150	Cut	\$0.00
2018	70	64	76	68	278	T59	\$16,632.00
2019	72	70			142	Cut	\$0.00
					Total		\$67,340.86

## Swartz, Mike (73.00)

Year	1st	2nd	3rd	4th	Total	Finish	Money
1996	72	74			146	Cut	\$0.00
					Total		\$0.00

## Tambellini, Roger (72.33)

Year	1st	2nd	3rd	4th	Total	Finish	Money
2004	72	74			146	Cut	\$0.00
2006	76	68			144	Cut	\$0.00
2010	72	72			144	Cut	\$0.00
					Total		\$0.00

## Tanaka, Hidemichi (70.67)

Year	1st	2nd	3rd	4th	Total	Finish	Money
2002	71	68	70	76	285	T67	\$9,552.00
2003	66	69	68	71	274	T19	\$60,900.00
2004	72	72			144	Cut	\$0.00
2005	70	75			145	Cut	\$0.00
					Total		\$70,452.00

## Tapie, Alan (71.73)

Year	1st	2nd	3rd	4th	Total	Finish	Money
1975	73	68	74	70	285	T53	\$380.70
1976	72	74			146	Cut	\$0.00
1977	75	68	73	70	286	T23	\$1,688.00
1978	71	72	68	68	279	T10	\$4,100.00
1979	71	70	71	70	282	T14	\$5,250.00
1980	75	80			155	Cut	\$0.00
1982	76	69			145	Cut	\$0.00
					Total		\$11,418.70

## Tataurangi, Phil (69.44)

Year	1st	2nd	3rd	4th	Total	Finish	Money
1994	75	66			141	Cut	\$0.00
1997	69	70			139	Cut	\$0.00
1998	70	68	68	68	274	T19	\$29,250.00
1999	72	67			139	Cut	\$0.00
2002	68	68	72	71	279	T35	\$24,180.00
2006	68	66	74	70	278	T34	\$28,069.00
					Total		\$81,499.00

## Taylor, Nick (68.50)

Year	1st	2nd	3rd	4th	Total	Finish	Money
2017	69	73	66	65	273	T9	\$195,000.00
2018	69	68	69	69	275	T32	\$39,116.00
					Total		\$234,116.00

## Taylor, Harry (71.32)

Year	1st	2nd	3rd	4th	Total	Finish	Money
1980	81				81	WD	\$0.00
1986	72	73			145	Cut	\$0.00
1987	69	67	67	73	276	T41	\$1,989.30
1988	70	71	76	72	289	T72	\$1,462.50
1990	70	73	75		218	T72	\$1,920.00
1993	71	69	70	72	282	T63	\$2,556.00
1995	70	69	68	71	278	T62	\$2,795.00
					Total		\$10,722.80

## Taylor, Steve (73.75)

Year	1st	2nd	3rd	4th	Total	Finish	Money
1977	72	74	77	72	295	T58	\$410.00
					Total		\$410.00

## Taylor, Vaughn (70.06)

Year	1st	2nd	3rd	4th	Total	Finish	Money
2004	71	69	73	77	290	T79	\$10,556.00
2005	67	71	69	66	273	T18	\$70,266.60
2006	71	70	71	69	281	T57	\$13,826.00
2009	72	68			140	Cut	\$0.00
2011	67	73	70	77	287	T40	\$26,650.00
2012	70	73			143	Cut	\$0.00
2013	69	72			141	Cut	\$0.00
2018	68	64	73	73	278	T59	\$16,632.00
2019	69	67	68	66	270	T17	\$118,500.00
					Total		\$256,430.67

## Teater, Josh (72.12)

Year	1st	2nd	3rd	4th	Total	Finish	Money
2010	70	70	79	74	293	T70	\$13,065.00
2011	66	71	76	80	293	T68	\$13,260.00
2012	67	76			143	Cut	\$0.00
2014	71	69	68	76	284	T68	\$14,145.00
2015	76	68			144	Cut	\$0.00
2019	69	73			142	Cut	\$0.00
					Total		\$40,470.00

## Ten Broeck, Lance (72.40)

Year	1st	2nd	3rd	4th	Total	Finish	Money
1980	73	75			148	Cut	\$0.00
1982	72	68	70	70	280	T23	\$3,027.50
1983	75	69	77	73	294	T70	\$800.00
1984	76	79			155	Cut	\$0.00
1985	72	73			145	Cut	\$0.00
1988	74	75			149	Cut	\$0.00
1989	71	69			140	Cut	\$0.00
1990	73	72	68		213	T28	\$5,850.00
1992	71	71			142	Cut	\$0.00
1993	71	73			144	Cut	\$0.00
					Total		\$9,677.50

## Tennyson, Brian (70.50)

Year	1st	2nd	3rd	4th	Total	Finish	Money
1986	75	71			146	Cut	\$0.00
1989	71	70			141	Cut	\$0.00
1996	71	69	72	65	277	T51	\$3,530.00
					Total		\$3,530.00

## Terry, Jim (86.00)

Year	1st	2nd	3rd	4th	Total	Finish	Money
1977	86				86	WD	\$0.00
					Total		\$0.00

## Terry, Ron (75.50)

Year	1st	2nd	3rd	4th	Total	Finish	Money
1979	79	71			150	Cut	\$0.00
1980	78	74			152	Cut	\$0.00
					Total		\$0.00

## Tewell, Doug (71.34)

# Player Year-by-Year Results

## Thatcher, Roland (72.00)

Year	1st	2nd	3rd	4th	Total	Finish	Money
2008	69	68	72	70	279	T7	\$179,733.30
2009	73	75			148	Cut	\$0.00
2010	71	70			141	Cut	\$0.00
2012	73	77			150	Cut	\$0.00
2019	71	75			146	Cut	\$0.00
Total							\$179,733.30

## Thelen, Tim (71.00)

Year	1st	2nd	3rd	4th	Total	Finish	Money
2001	73	69			142	Cut	\$0.00
Total							\$0.00

## Thomas, Justin (68.50)

Year	1st	2nd	3rd	4th	Total	Finish	Money
2015	70	67	68	69	274	T55	\$16,046.00
Total							\$16,046.00

## Thomas, Steve (74.00)

Year	1st	2nd	3rd	4th	Total	Finish	Money
1988	69	79			148	Cut	\$0.00
Total							\$0.00

## Thomas, Tommy (72.75)

Year	1st	2nd	3rd	4th	Total	Finish	Money
1979	72	73	72	74	291	T51	\$715.50
Total							\$715.50

## Thompson, Andy (74.50)

Year	1st	2nd	3rd	4th	Total	Finish	Money
1974	75	74			149	Cut	\$0.00
Total							\$0.00

## Thompson, Barney (73.40)

Year	1st	2nd	3rd	4th	Total	Finish	Money
1974	74	71			145	Cut	\$0.00
1976	73	74			147	Cut	\$0.00
1980	75				75	WD	\$0.00
Total							\$0.00

## Thompson, Chris (71.67)

Year	1st	2nd	3rd	4th	Total	Finish	Money
2014	69	69	72	73	283	T64	\$14,559.00
2019	75	72			147	Cut	\$0.00
Total							\$14,559.00

## Thompson, Dicky (71.50)

Year	1st	2nd	3rd	4th	Total	Finish	Money
1991	72	71			143	Cut	\$0.00
Total							\$0.00

## Thompson, Kyle (73.17)

Year	1st	2nd	3rd	4th	Total	Finish	Money
2008	73	74			147	Cut	\$0.00
2012	73	73			146	Cut	\$0.00
Total							\$0.00

## Thompson, Leonard (72.19)

Year	1st	2nd	3rd	4th	Total	Finish	Money
1972	69	72	70	75	286	T41	\$450.00
1973	72	68	70	73	283	T8	\$3,765.00
1974	75	75			150	Cut	\$0.00
1975	74	68	65	69	276	T13	\$3,062.50
1976	75	72			147	Cut	\$0.00
1977	74	75			149	Cut	\$0.00
1978	72	72	69	71	284	T35	\$923.70
1981	76	77			153	Cut	\$0.00
1982	69	70	70	74	283	T39	\$1,261.40
1984	76	72	76	74	298	74	\$960.00
1985	75	73			148	Cut	\$0.00
1986	73	72			145	Cut	\$0.00
1987	70	71			141	Cut	\$0.00
1988	68	71	71	77	287	T66	\$1,522.50
1989	69	73			142	Cut	\$0.00
1991	71	71	73	78	293	T78	\$2,013.00
Total							\$13,958.10

## Thompson, Michael (69.45)

Year	1st	2nd	3rd	4th	Total	Finish	Money
2011	73	72			145	Cut	\$0.00
2015	68	66	69	70	273	T46	\$18,460.00
2016	70	65	68	67	270	T18	\$91,980.00
2017	74	70			147	Cut	\$0.00
2018	71	65	74	68	278	T59	\$16,632.00
2019	66	68	71	71	276	T53	\$18,117.34
Total							\$145,189.34

## Thompson, Nicholas (70.13)

Year	1st	2nd	3rd	4th	Total	Finish	Money
2006	72	71			143	Cut	\$0.00
2008	69	72	70	67	278	T4	\$264,533.30
2009	73	66	64	74	277	T52	\$14,933.70
2010	76	71			147	Cut	\$0.00
2013	70	72			142	Cut	\$0.00
2014	75	68			143	Cut	\$0.00
2015	70	67	66	65	268	T16	\$102,950.00
Total							\$382,417.00

## Thompson, Robert (71.60)

Year	1st	2nd	3rd	4th	Total	Finish	Money
1987	71	75			146	Cut	\$0.00
1988	71	73			144	Cut	\$0.00
1989	69	68	69	72	278	T59	\$2,200.00
1991	75	73			148	Cut	\$0.00
Total							\$2,200.00

## Thompson, Rocky (73.79)

Year	1st	2nd	3rd	4th	Total	Finish	Money
1968	77	71			148	Cut	\$0.00
1969	72	69	71	75	287	T21	\$925.00
1970	76	73	71	73	293	T68	\$142.80
1971	74	77			151	Cut	\$0.00
1973	72	75			147	Cut	\$0.00
1974	77	73			150	Cut	\$0.00
1975	69	76			145	Cut	\$0.00
1978	78	73			151	Cut	\$0.00
1979	72	71	73	76	292	T55	\$681.00
1984	80	79			159	Cut	\$0.00
1986	75	78			153	Cut	\$0.00
1990	70	71	73		214	T40	\$3,332.70
1992	70	75			145	Cut	\$0.00
Total							\$5,081.50

## Thore, David (73.60)

Year	1st	2nd	3rd	4th	Total	Finish	Money
1980	72	80			152	Cut	\$0.00
1981	76	72			148	Cut	\$0.00
1982	77	77			154	Cut	\$0.00
1985	70	70	69	73	282	T23	\$4,214.20
Total							\$4,214.20

## Thorpe, Chuck (70.67)

Year	1st	2nd	3rd	4th	Total	Finish	Money
1972	72	72	65	68	277	7	\$4,000.00
1973	74	73			147	Cut	\$0.00
Total							\$4,000.00

## Thorpe, Jim (71.68)

Year	1st	2nd	3rd	4th	Total	Finish	Money
1979	72	73	76	76	297	66	\$624.00
1982	74	78			152	Cut	\$0.00
1983	77	70			147	Cut	\$0.00
1984	75	71	68	70	284	T15	\$8,500.00
1985	75	70			145	Cut	\$0.00
1986	72	69	67	74	282	T55	\$1,350.00
1989	70	68			138	Cut	\$0.00
1991	75	64	71	75	285	T58	\$2,398.00
1994	68	68			136	T20	\$12,105.00
1996	71	70			141	Cut	\$0.00
Total							\$24,977.00

## oTianlang, Guan (73.50)

Year	1st	2nd	3rd	4th	Total	Finish	Money
2013	70	77			147	Cut	\$0.00
Total							\$0.00

## Tidland, Chris (72.75)

Year	1st	2nd	3rd	4th	Total	Finish	Money
2010	72	74			146	Cut	\$0.00
2011	69	76			145	Cut	\$0.00
Total							\$0.00

## Tiziani, Dennis (77.00)

Year	1st	2nd	3rd	4th	Total	Finish	Money
1971	78	76			154	Cut	\$0.00
Total							\$0.00

## Tiziani, Mario (71.00)

Year	1st	2nd	3rd	4th	Total	Finish	Money
2005	70	72			142	Cut	\$0.00
Total							\$0.00

## Todd, Brendon (70.83)

Year	1st	2nd	3rd	4th	Total	Finish	Money
2009	70	77			147	Cut	\$0.00
2012	72	75			147	Cut	\$0.00
2013	69	68	72	67	276	T17	\$97,150.00
2014	68	64	68	66	266	1	\$1,242,000.00
2015	72	68			140	Cut	\$0.00
2016	74	71			145	Cut	\$0.00
2017	70	71	71	75	287	T70	\$14,925.00
2019	68	76			144	Cut	\$0.00
Total							\$1,354,075.00

## Todd, Rick (73.00)

Year	1st	2nd	3rd	4th	Total	Finish	Money
1990	74	72			146	Cut	\$0.00
Total							\$0.00

## Toepel, John (73.25)

Year	1st	2nd	3rd	4th	Total	Finish	Money
1974	75	71			146	Cut	\$0.00
1976	72	75			147	Cut	\$0.00
Total							\$0.00

## Toledo, Esteban (69.48)

Year	1st	2nd	3rd	4th	Total	Finish	Money
1994	71				71	WD	\$0.00
1998	72	67	66	71	276	T35	\$11,546.80
1999	65	71	70	69	275	T24	\$24,300.00
2000	75	71			146	Cut	\$0.00
2001	66	71	63	69	269	T11	\$78,954.50
2002	64	70	73	71	278	T27	\$31,950.00
2003	69	69	72	70	280	T52	\$13,132.00
2004	68	74			142	Cut	\$0.00
Total							\$159,883.30

# Player Year-by-Year Results

## Toms, David (69.85)

Year	1st	2nd	3rd	4th	Total	Finish	Money
1992	73	70			143	Cut	\$0.00
1993	76	68			144	Cut	\$0.00
1994	71	77			148	WD	\$0.00
1996	76	69			145	Cut	\$0.00
1997	68	67	70	72	277	T48	\$4,524.00
1998	69	75			144	Cut	\$0.00
1999	68				68	WD	\$0.00
2000	70	71	67	69	277	T20	\$44,960.00
2001	68	71	62	68	269	T11	\$78,954.50
2002	68	68	70	66	272	T4	\$211,200.00
2003	68	70	65	68	271	T6	\$187,600.00
2004	71	74			145	Cut	\$0.00
2009	74	68			142	Cut	\$0.00
2014	71	68	72	69	280	T48	\$17,326.60
2016	70	69			139	Cut	\$0.00
Total							\$544,565.10

## Toscano, Harry (72.67)

Year	1st	2nd	3rd	4th	Total	Finish	Money
1968	81				81	DQ	\$0.00
1970	73	72	69	74	288	T41	\$336.60
1972	70	70	73	72	285	T35	\$635.10
Total							\$971.70

## Townsend, Peter (72.40)

Year	1st	2nd	3rd	4th	Total	Finish	Money
1968	75	74			149	Cut	\$0.00
1969	74	70	71	77	292	T49	\$180.00
1970	68	73	68	74	283	T17	\$1,300.00
Total							\$1,480.00

## Towry, Gene (76.00)

Year	1st	2nd	3rd	4th	Total	Finish	Money
1969	76	76			152	Cut	\$0.00
Total							\$0.00

## Tracy, Ethan (67.75)

Year	1st	2nd	3rd	4th	Total	Finish	Money
2018	65	72	67	67	271	T13	\$148,867.00
Total							\$148,867.00

## Trahan, D.J. (71.16)

Year	1st	2nd	3rd	4th	Total	Finish	Money
2005	69	72			141	Cut	\$0.00
2006	71	73			144	Cut	\$0.00
2007	73	67	69	72	281	T55	\$14,238.00
2009	68	73			141	Cut	\$0.00
2010	72	69			141	Cut	\$0.00
2011	72	70	77	72	291	T60	\$14,300.00
2012	72	68	71	73	284	T63	\$13,715.00
2013	70	73			143	Cut	\$0.00
2014	73	69			142	Cut	\$0.00
2016	71	71			142	Cut	\$0.00
Total							\$42,253.00

## Trahan, Sam (74.50)

Year	1st	2nd	3rd	4th	Total	Finish	Money
1979	72	77			149	Cut	\$0.00
Total							\$0.00

## Trainer, Martin (78.00)

Year	1st	2nd	3rd	4th	Total	Finish	Money
2019	78				78	Cut	\$0.00
Total							\$0.00

## Traub, John (77.25)

Year	1st	2nd	3rd	4th	Total	Finish	Money
1981	85	80			165	Cut	\$0.00
1982	72	72			144	Cut	\$0.00
Total							\$0.00

## Trevino, Lee (70.53)

Year	1st	2nd	3rd	4th	Total	Finish	Money
1968	72	69	72	72	285	T24	\$752.20
1969	69	70	67	74	280	T5	\$3,633.30
1970	74	68	67	66	275	T3	\$5,900.00
1971	68	70	70	71	279	T5	\$4,541.00
1972	66	68	73	71	278	T8	\$3,137.00
1973	79				79	WD	\$0.00
1974	69	69	66	69	273	T2	\$10,252.80
1975	72	72			144	Cut	\$0.00
1976	69	70	72	71	282	T16	\$2,900.00

## Trevino, Lee (70.53)(Continued)

Year	1st	2nd	3rd	4th	Total	Finish	Money
1977	74	72	72	74	292	T51	\$485.00
1978	70	69	68	66	273	2	\$22,800.00
1979	70	72	69	71	282	T14	\$5,250.00
1980	72	72	72	69	285	T22	\$3,000.00
1981	71	71	74	72	288	T16	\$4,650.00
1982	72	71	69	75	287	T59	\$763.00
1984	72	70	69	73	284	T15	\$8,500.00
1985	70	71	69	67	277	T5	\$18,250.00
1986	69	73	73	73	288	T79	\$1,098.00
1987	69	70	70	73	282	T72	\$1,164.00
1988	69	74	66	73	282	T50	\$1,845.00
1989	65	68	72	72	277	T54	\$2,280.00
Total							\$101,201.30

## Tringale, Cameron (70.36)

Year	1st	2nd	3rd	4th	Total	Finish	Money
2010	71	77			148	Cut	\$0.00
2011	71	78			149	Cut	\$0.00
2017	66	68	67	72	273	T9	\$195,000.00
2019	69	69	69	65	272	T23	\$68,335.00
Total							\$263,335.00

## Triplett, Kirk (69.67)

Year	1st	2nd	3rd	4th	Total	Finish	Money
1990	74	79			153	Cut	\$0.00
1991	72	72			144	Cut	\$0.00
1992	66	71	72		209	T62	\$2,321.00
1996	71	68	68	64	271	T10	\$31,125.00
1997	67	65	66	75	273	T30	\$11,700.00
1998	69	70	67	67	273	T15	\$41,250.00
1999	64	70	71	70	275	T24	\$24,300.00
2000	71	74			145	Cut	\$0.00
2001	70	67	67	68	272	T28	\$28,050.00
2002	69	71			140	Cut	\$0.00
2009	70	74			144	Cut	\$0.00
Total							\$138,746.00

## Trittler, Paul (73.20)

Year	1st	2nd	3rd	4th	Total	Finish	Money
1988	73	75			148	Cut	\$0.00
1990	70	74	74		218	T72	\$1,920.00
Total							\$1,920.00

## Trixler, Dennis (70.79)

Year	1st	2nd	3rd	4th	Total	Finish	Money
1985	72	69	74	79	294	T73	\$965.00
1986	74	73			147	Cut	\$0.00
1987	68	69	73	66	276	T41	\$1,989.30
1993	67	69	73	65	274	T11	\$22,400.00
Total							\$25,354.30

## Trombley, Bill (78.50)

Year	1st	2nd	3rd	4th	Total	Finish	Money
1968	81	76			157	Cut	\$0.00
Total							\$0.00

## Tryba, Ted (70.08)

Year	1st	2nd	3rd	4th	Total	Finish	Money
1993	74	71			145	Cut	\$0.00
1994	71	66			137	T28	\$6,737.10
1995	69	71			140	Cut	\$0.00
1996	69	74			143	Cut	\$0.00
1997	71	71			142	Cut	\$0.00
1998	66	68	70	70	274	T19	\$29,250.00
1999	66	70	68	75	279	T46	\$8,316.00
2000	71	71	76	74	292	T83	\$6,920.00
2001	68	67	73	62	270	T22	\$46,800.00
Total							\$98,023.10

## Tryba, Ted (70.08)

Year	1st	2nd	3rd	4th	Total	Finish	Money
1993	74	71			145	Cut	\$0.00
1994	71	66			137	T28	\$6,737.10
1995	69	71			140	Cut	\$0.00
1996	69	74			143	Cut	\$0.00
1997	71	71			142	Cut	\$0.00
1998	66	68	70	70	274	T19	\$29,250.00
1999	66	70	68	75	279	T46	\$8,316.00
2000	71	71	76	74	292	T83	\$6,920.00
2001	68	67	73	62	270	T22	\$46,800.00
Total							\$98,023.10

## Tschetter, Mike (71.00)

Year	1st	2nd	3rd	4th	Total	Finish	Money
1993	73	69			142	Cut	\$0.00
1999	73	69			142	Cut	\$0.00
Total							\$0.00

## Tucker, Chris (71.50)

Year	1st	2nd	3rd	4th	Total	Finish	Money
1992	75	68			143	Cut	\$0.00
Total							\$0.00

## Turner, Jerod (72.17)

Year	1st	2nd	3rd	4th	Total	Finish	Money
2010	70	70	75	68	283	T48	\$18,330.00
2011	72	78			150	Cut	\$0.00
Total							\$18,330.00

## Turnesa, Marc (72.56)

Year	1st	2nd	3rd	4th	Total	Finish	Money
2008	77	77			154	Cut	\$0.00
2009	71	69			140	Cut	\$0.00
2012	73	74			147	Cut	\$0.00
2016	69	69	74		212	81	\$12,994.00
Total							\$12,994.00

## Turpin, Andy (76.00)

Year	1st	2nd	3rd	4th	Total	Finish	Money
1988	78	74			152	Cut	\$0.00
Total							\$0.00

## Tuten, Billy (70.50)

Year	1st	2nd	3rd	4th	Total	Finish	Money
1989	71	68			139	Cut	\$0.00
1991	72	71			143	Cut	\$0.00
1994	70	69			139	T50	\$2,732.80
2001	74	69			143	Cut	\$0.00
					Total		\$2,732.80



# Player Year-by-Year Results

## Tway, Kevin (68.93)

Year	1st	2nd	3rd	4th	Total	Finish	Money
2014	74	70			144	Cut	\$0.00
2017	71	70	64	71	276	T20	\$78,214.20
2018	67	65	70	67	269	T9	\$207,900.00
2019	70	66	70	70	276	T53	\$18,117.34
Total							\$304,231.63

## Twiggs, Greg (72.57)

Year	1st	2nd	3rd	4th	Total	Finish	Money
1985	74	82			156	Cut	\$0.00
1987	73	73			146	Cut	\$0.00
1990	77	74			151	Cut	\$0.00
1991	70	71	70	75	286	T65	\$2,277.00
1993	68	67	71	71	277	T33	\$5,820.00
Total							\$8,097.00

## Twitty, Howard (70.85)

Year	1st	2nd	3rd	4th	Total	Finish	Money
1976	71	75			146	Cut	\$0.00
1977	76	74			150	Cut	\$0.00
1978	74	77			151	Cut	\$0.00
1979	69	80			149	Cut	\$0.00
1982	71	71	70	70	282	T31	\$1,942.50
1983	74	70	71	74	289	T51	\$972.00
1984	76	74			150	Cut	\$0.00
1985	69	73	71	72	285	T47	\$1,268.70
1986	74	67	69	72	282	T55	\$1,350.00
1987	68	69	69	67	273	T19	\$6,313.30
1988	75	68	70	74	287	T66	\$1,522.50
1989	66	71	66	68	271	T13	\$18,200.00
1990	74	69	74		217	T68	\$2,010.00
1991	68	67	68	73	276	T12	\$20,900.00
1992	68	72			140	Cut	\$0.00
1993	66	73	67	73	279	T50	\$2,872.00
1994	68	73			141	Cut	\$0.00
1995	67	68	71	66	272	T21	\$13,520.00
1997	70	70			140	Cut	\$0.00
Total							\$70,871.00

## Tyner, Tray (71.33)

Year	1st	2nd	3rd	4th	Total	Finish	Money
1992	73	73			146	Cut	\$0.00
1995	69	73			142	Cut	\$0.00
1997	68	72			140	Cut	\$0.00
Total							\$0.00

## Uihlein, Peter (67.50)

Year	1st	2nd	3rd	4th	Total	Finish	Money
2018	65	70	69	69	273	T21	\$80,080.00
2019	69	71	63	64	267	T5	\$267,810.00
Total							\$347,890.00

## Ukauka, Jimmy (78.50)

Year	1st	2nd	3rd	4th	Total	Finish	Money
1970	75	82			157	Cut	\$0.00
Total							\$0.00

## Ulozas, Tom (74.50)

Year	1st	2nd	3rd	4th	Total	Finish	Money
1971	75	74			149	Cut	\$0.00
Total							\$0.00

## Underwood, Hal (77.00)

Year	1st	2nd	3rd	4th	Total	Finish	Money
1971	73	81			154	Cut	\$0.00
Total							\$0.00

## Unger, Bob (74.00)

Year	1st	2nd	3rd	4th	Total	Finish	Money
1975	77	71			148	Cut	\$0.00
Total							\$0.00

## Upper, Brett (71.30)

Year	1st	2nd	3rd	4th	Total	Finish	Money
1984	77	72	70	74	293	T61	\$1,075.00
1985	70	73			143	Cut	\$0.00
1987	70	68	70	69	277	T50	\$1,447.20
Total							\$2,522.20

## Uresti, Omar (70.73)

Year	1st	2nd	3rd	4th	Total	Finish	Money
1995	71	66	71	68	276	T48	\$3,231.40
1996	72	75			147	Cut	\$0.00
1997	69	73			142	Cut	\$0.00
1998	69	68	79	71	287	T77	\$4,625.00
1999	72	74			146	Cut	\$0.00
2004	75	72			147	Cut	\$0.00
2005	65	70	69	66	270	T6	\$200,725.00
2006	67	66	69	68	270	T3	\$359,600.00
2008	73	70	73	79	295	74	\$12,288.00
2010	72	70			142	Cut	\$0.00
Total							\$580,469.40

## Utley, Stan (70.63)

Year	1st	2nd	3rd	4th	Total	Finish	Money
1991	67	66	69	75	277	T18	\$15,950.00
1992	71	70			141	Cut	\$0.00
1994	72	75			147	Cut	\$0.00
Total							\$15,950.00

## Valentine, Tommy (75.11)

Year	1st	2nd	3rd	4th	Total	Finish	Money
1978	76	76			152	Cut	\$0.00
1980	69	83			152	Cut	\$0.00
1981	74	75			149	Cut	\$0.00
1982	77	71			148	Cut	\$0.00
1983	80	77			157	Cut	\$0.00
1984	77	81			158	Cut	\$0.00
1985	73	78			151	Cut	\$0.00
1986	69	71	71	74	285	T69	\$1,200.00
Total							\$1,200.00

## Van Aswegen, Tyrone (70.44)

Year	1st	2nd	3rd	4th	Total	Finish	Money
2014	67	68	72	68	275	T16	\$100,050.00
2015	77	65			142	Cut	\$0.00
2016	70	67	68	72	277	T63	\$15,476.00
2017	72	75			147	Cut	\$0.00
2019	71	71			142	Cut	\$0.00
Total							\$115,526.00

## Van der Walt, Dawie (69.50)

Year	1st	2nd	3rd	4th	Total	Finish	Money
2016	74	65			139	Cut	\$0.00
Total							\$0.00

## Van der Walt, Tjaart (68.75)

Year	1st	2nd	3rd	4th	Total	Finish	Money
2004	69	68	68	70	275	T21	\$58,000.00
Total							\$58,000.00

## Van Pelt, Bo (69.36)

Year	1st	2nd	3rd	4th	Total	Finish	Money
2004	70	69	66	70	275	T21	\$58,000.00
2005	67	69	68	72	276	T40	\$22,320.00
2006	67	68	70	72	277	T26	\$43,090.00
2007	68	72	68	66	274	T13	\$111,300.00
2008	73	70	72	69	284	T35	\$30,217.10
2009	70	70			140	Cut	\$0.00
Total							\$264,927.10

## Vaughan, Bruce (71.75)

Year	1st	2nd	3rd	4th	Total	Finish	Money
1993	74	72			146	Cut	\$0.00
1995	74	67			141	Cut	\$0.00
Total							\$0.00

## Veazey, Vance (71.60)

Year	1st	2nd	3rd	4th	Total	Finish	Money
1998	69	70	69	70	278	T51	\$5,883.30
2003	74	71			145	Cut	\$0.00
2010	71	68	77	77	293	T70	\$13,065.00
Total							\$18,948.30

## Vegas, Jhonattan (70.11)

Year	1st	2nd	3rd	4th	Total	Finish	Money
2012	67	74	73	73	287	T69	\$13,000.00
2014	70	71	73		214	T78	\$12,696.00
2015	70	68	68	72	278	T69	\$14,271.00
2016	68	67	70	70	275	T49	\$17,438.89
2017	66	68	75	69	278	T35	\$36,975.00

## Venturi, Ken (74.50)

Year	1st	2nd	3rd	4th	Total	Finish	Money
1968	79	73			152	Cut	\$0.00
1973	76	73			149	Cut	\$0.00
1974	72	75			147	Cut	\$0.00
1975	74	74			148	Cut	\$0.00
Total							\$990.00

## Veriato, Steven (74.00)

Year	1st	2nd	3rd	4th	Total	Finish	Money
1979	72	82			154	Cut	\$0.00
1980	74	72	72	72	290	T45	\$990.00
Total							\$990.00

## Verplank, Scott (69.90)

Year	1st	2nd	3rd	4th	Total	Finish	Money
1986	72	68	67	70	277	T19	\$0.00
1987	74	66			140	Cut	\$0.00
1988	75	68	72	71	286	65	\$1,575.00
1989	69	69			138	Cut	\$0.00
1990	76	75			151	Cut	\$0.00
1991	82	71			153	Cut	\$0.00
1992	72	76			148	Cut	\$0.00
1994	69	73			142	Cut	\$0.00
1995	67	69	67	65	268	T5	\$45,662.50
1996	67	72	69	73	281	T74	\$2,850.00
1997	72	73			145	Cut	\$0.00
1998	71	69			140	Cut	\$0.00
1999	71	70			141	Cut	\$0.00
2000	70	68	70	70	278	T25	\$31,200.00
2001	62	67	68	66	263	2	\$486,000.00
2002	68	71	72	71	282	T50	\$11,488.00
2003	69	63	72	65	269	4	\$268,800.00
2004	71	66	67	70	274	T14	\$92,800.00
2005	68	67	65	70	270	T6	\$200,725.00
2006	73			73	WD	\$0.00	
2007	67	68	66	66	267	1	\$1,134,000.00
2008	72	69	73	75	289	T61	\$13,888.00
2009	69	71			140	Cut	\$0.00
2010	70	65	71	67	273	T5	\$247,000.00
2011	73	74			147	Cut	\$0.00
2013	75	68			143	Cut	\$0.00
2015	71	70			141	Cut	\$0.00
				Total		\$2,535,988.50	



# Player Year-by-Year Results

## Vranesh, Brian (73.00)

Year	1st	2nd	3rd	4th	Total	Finish	Money
2009	75	71			146	Cut	\$0.00
					Total		\$0.00

## Wadkins, Bobby (70.97)

Year	1st	2nd	3rd	4th	Total	Finish	Money
1975	75	71			146	Cut	\$0.00
1977	79	76			155	Cut	\$0.00
1978	73	72	69	71	285	T43	\$607.50
1979	70				70	WD	\$0.00
1980	70	72	70	74	286	T26	\$2,220.00
1981	75	70	77	72	294	T47	\$761.20
1982	68	69	70	69	276	T10	\$7,758.30
1983	71	71	73	74	289	T51	\$972.00
1984	77	70	76	69	292	T56	\$1,120.00
1985	70	74			144	Cut	\$0.00
1986	68	69	66	70	273	3	\$40,800.00
1987	70	68	66	69	273	T19	\$6,313.30
1988	71	67	69	76	283	T53	\$1,720.00
1989	68	70			138	Cut	\$0.00
1990	74	69	67		210	T11	\$21,200.00
1991	67	74	69	73	283	T43	\$3,214.20
1993	70	73			143	Cut	\$0.00
1994	72	68			140	T65	\$2,304.00
1995	70	70			140	Cut	\$0.00
1996	72	68	69	67	276	T40	\$4,999.00
1998	73	73			146	Cut	\$0.00
					Total		\$93,989.50

## Wadkins, Lanny (71.11)

Year	1st	2nd	3rd	4th	Total	Finish	Money
1972	72	72	70	73	287	T46	\$246.00
1973	71	68	71	67	277	1	\$30,000.00
1974	75	73			148	Cut	\$0.00
1975	73	72			145	Cut	\$0.00
1976	74	67	72	72	285	T28	\$1,330.00
1977	74	73	75	71	293	53	\$470.00
1978	73	69	72	69	283	T26	\$1,361.10
1979	67	67	78	72	284	T19	\$3,636.00
1980	70	76	75	76	297	62	\$654.00
1981	72	80			152	Cut	\$0.00
1982	74	71			145	Cut	\$0.00
1983	67	69	68	73	277	T4	\$13,971.40
1984	73	74	76	65	288	T35	\$2,518.50
1985	71	68	78	80	297	78	\$920.00
1986	76	65	69	69	279	T32	\$3,260.00
1987	71	68	69	66	274	T28	\$3,904.20
1988	69	69	68	70	276	T13	\$12,857.10
1989	67	68	72	73	280	T66	\$2,070.00
1990	72	67	65		204	2	\$108,000.00
1991	66	71	68	68	273	7	\$36,850.00
1992	65	71	68		204	T21	\$10,326.20
1993	73	71			144	Cut	\$0.00
1994	75				75	WD	\$0.00
1995	72	69			141	Cut	\$0.00
1996	72	71			143	Cut	\$0.00
1997	72	71			143	Cut	\$0.00
1998	73	70			143	Cut	\$0.00
1999	75	75			150	Cut	\$0.00
					Total		\$232,374.50

## Wadkins, Travis (79.00)

Year	1st	2nd	3rd	4th	Total	Finish	Money
2012	81	77			158	Cut	\$0.00
					Total		\$0.00

## Wadsworth, Fred (71.50)

Year	1st	2nd	3rd	4th	Total	Finish	Money
1987	71	71			142	Cut	\$0.00
1988	73	71			144	Cut	\$0.00
					Total		\$0.00

## Wagner, Johnson (70.23)

Year	1st	2nd	3rd	4th	Total	Finish	Money
2007	73	74			147	Cut	\$0.00
2008	69	73	70	70	282	T27	\$46,400.00
2009	70	74			144	Cut	\$0.00
2010	70	69	67	69	275	T12	\$131,625.00
2012	71	72			143	Cut	\$0.00
2014	73	68	74		215	T81	\$12,282.00
2015	76	69			145	Cut	\$0.00
2016	63	70	68	75	276	T58	\$16,060.00
2018	67	68	71	69	275	T32	\$39,116.00
2019	72	68	67	68	275	T43	\$23,083.80
					Total		\$268,566.80

## Waite, Grant (71.24)

Year	1st	2nd	3rd	4th	Total	Finish	Money
1990	71	78			149	Cut	\$0.00
1993	73	70			143	Cut	\$0.00
1994	70	70			140	T65	\$2,304.00
1995	72	69			141	Cut	\$0.00
1996	75				75	WD	\$0.00
1998	69	73			142	Cut	\$0.00
1999	72	69			141	Cut	\$0.00
2001	69	66	67	71	273	T37	\$19,800.00
2002	70	72			142	Cut	\$0.00
2004	72	78			150	Cut	\$0.00
					Total		\$22,104.00

## Wakeham, Bill (76.00)

Year	1st	2nd	3rd	4th	Total	Finish	Money
1969	78	74			152	Cut	\$0.00
					Total		\$0.00

## Walcher, Rocky (71.50)

Year	1st	2nd	3rd	4th	Total	Finish	Money
1994	72	71			143	Cut	\$0.00
					Total		\$0.00

## Waldorf, Duffy (70.16)

Year	1st	2nd	3rd	4th	Total	Finish	Money
1987	66	71	67	72	276	T41	\$1,989.30
1988	73	72			145	Cut	\$0.00
1989	64	68	71	69	272	T18	\$12,600.00
1990	73	72	69	214	T40	\$3,332.70	
1991	73	70			143	Cut	\$0.00
1992	73	71			144	Cut	\$0.00
1998	71	75			146	Cut	\$0.00
2000	69	77			146	Cut	\$0.00
2002	71	67	66	70	274	T8	\$120,000.00
2003	65	76			141	Cut	\$0.00
2004	67	70	66	68	271	T4	\$239,733.30
2005	68	75			143	Cut	\$0.00
2006	71	68	70	67	276	T21	\$64,480.00
2011	72	72			144	Cut	\$0.00
2012	72	70	69	70	281	T41	\$22,132.50
2013	68	67	73	73	281	T48	\$16,362.80
					Total		\$480,630.60

## Walker, Jimmy (69.43)

Year	1st	2nd	3rd	4th	Total	Finish	Money
2001	72	68			140	Cut	\$0.00
2006	71	69	75	71	286	T73	\$11,842.00
2008	75	66	69	74	284	T35	\$30,217.10
2009	71	68	69	65	273	T23	\$48,777.00
2010	71	69	73	72	285	T53	\$15,080.00
2011	75	71			146	Cut	\$0.00
2012	70	68	69	72	279	T29	\$40,439.20
2013	68	68	70	72	278	T27	\$46,565.00
2014	71	68	68	71	278	T37	\$30,403.10
2015	64	66	67	66	263	T2	\$530,133.30
2018	64	67	70	67	268	T6	\$257,950.00
2019	71	72			143	Cut	\$0.00
					Total		\$1,011,406.70

## Walker, Mark (69.58)

Year	1st	2nd	3rd	4th	Total	Finish	Money
2003	65	70	76	72	283	T65	\$11,536.00
2016	70	68	70	63	271	T24	\$54,020.00
					Total		\$807,476.70

## Walkingstick, Guy (78.00)

Year	1st	2nd	3rd	4th	Total	Finish	Money
1977	80	76			156	Cut	\$0.00
					Total		\$0.00

## Wall, Art (71.83)

Year	1st	2nd	3rd	4th	Total	Finish	Money
1975	70	74			144	Cut	\$0.00
1977	74	69	69	75	287	T28	\$1,301.40
					Total		\$1,301.40

## Wallace, Bob (75.50)

Year	1st	2nd	3rd	4th	Total	Finish	Money
1975	75	76			151	Cut	\$0.00
					Total		\$0.00

## Walters, Danny (72.75)

Year	1st	2nd	3rd	4th	Total	Finish	Money
1982	70	70	79	72	291	T77	\$647.50
					Total		\$647.50

## Walters, Dave (74.75)

Year	1st	2nd	3rd	4th	Total	Finish	Money
1969	70	78	74	77	299	T67	\$160.00
					Total		\$160.00

## Walters, Mike (74.25)

Year	1st	2nd	3rd	4th	Total	Finish	Money
1977	76	72	76	73	297	T62	\$360.00
					Total		\$360.00

## Walton, Philip (72.00)

Year	1st	2nd	3rd	4th	Total	Finish	Money
1996	71	73			144	Cut	\$0.00
					Total		\$0.00

## Walzel, Bobby (75.50)

Year	1st	2nd	3rd	4th	Total	Finish	Money
1974	75	75			150	Cut	\$0.00
1976	73	76			149	Cut	\$0.00
1981	75	79			154	Cut	\$0.00
					Total		\$0.00

## Warren, Charles (71.70)

Year	1st	2nd	3rd	4th	Total	Finish	Money
2005	76	71			147	Cut	\$0.00
2006	70	69	69	73	281	T57	\$13,826.00
2010	72	70			142	Cut	\$0.00
2011	75	72			147	Cut	\$0.00
					Total		\$13,826.00

## Watkins, Aaron (70.63)

Year	1st	2nd	3rd	4th	Total	Finish	Money
2009	67	71	69	76	283	T3	\$12,610.00
2013	71	70			141	Cut	\$0.00
					Total		\$12,610.00

## Watkins, Randy (73.75)

Year	1st	2nd	3rd	4th	Total	Finish	Money
1984	77	72	70	76	295	T68	\$1,005.00
					Total		\$1,005.00

# Player Year-by-Year Results

## Watson, Denis (71.37)

Year	1st	2nd	3rd	4th	Total	Finish	Money
1983	76	70			146	Cut	\$0.00
1984	74	73	70	68	285	T18	\$6,750.00
1986	72	68	68	73	281	T47	\$1,581.00
1987	72	68			140	Cut	\$0.00
1992	68	71	69		208	T55	\$2,464.00
1993	78	74			152	Cut	\$0.00
1994	68	76			144	Cut	\$0.00
					Total		\$10,795.00

## Watson, Tom (69.53)

Year	1st	2nd	3rd	4th	Total	Finish	Money
1972	71	72	70	68	281	T17	\$1,687.50
1973	74	67	76	72	289	T44	\$441.40
1974	70	66	67	70	273	T2	\$10,252.80
1975	72	63	69	65	269	1	\$35,000.00
1976	70	73	73	72	288	T44	\$565.50
1977	73	72	73	71	289	T42	\$680.00
1978	69	67	70	66	272	1	\$40,000.00
1979	64	72	69	70	275	1	\$54,000.00
1980	64	70	69	71	274	1	\$54,000.00
1981	66	70	72	73	281	2	\$32,400.00
1982	71	68	67	67	273	T3	\$18,200.00
1983	75	67	69	66	277	T4	\$13,971.40
1984	73	72	66	68	279	3	\$34,000.00
1985	67	69	73	66	275	T3	\$29,000.00
1986	74	70			144	Cut	\$0.00
1987	72	68			140	Cut	\$0.00
1988	67	73	71	64	275	T10	\$18,750.00
1989	68	77			145	Cut	\$0.00
1990	71	69	69		209	T7	\$30,125.00
1991	65	69	70	71	275	T8	\$30,800.00
1992	68	71	70		209	T62	\$2,321.00
1993	68	67	68	72	275	T20	\$13,000.00
1994	72	71			143	Cut	\$0.00
1995	68	71	67	75	281	T72	\$2,535.00
1996	68	72	72	66	278	T57	\$3,300.00
1997	65	66	69	67	267	T3	\$104,400.00
1998	64	70	72	71	277	T43	\$7,612.50
1999	67	73			140	Cut	\$0.00
					Total		\$537,042.10

## Watts, Brian (70.15)

Year	1st	2nd	3rd	4th	Total	Finish	Money
1991	75	72			147	Cut	\$0.00
1999	65	71	65	68	269	T3	\$144,000.00
2000	73	68	71	70	282	T49	\$9,691.40
2001	68	68	63	68	267	T6	\$156,375.00
2002	72	73			145	Cut	\$0.00
2003	71	75			146	Cut	\$0.00
2004	76	71			147	Cut	\$0.00
					Total		\$310,066.40

## Weaver, Bert (73.50)

Year	1st	2nd	3rd	4th	Total	Finish	Money
1969	73	71	73	77	294	T58	\$160.00
					Total		\$160.00

## Weaver, Dewitt (73.19)

Year	1st	2nd	3rd	4th	Total	Finish	Money
1969	74	78			152	Cut	\$0.00
1970	77	78			155	Cut	\$0.00
1971	73	72	70	70	285	T33	\$645.60
1972	70	76			146	Cut	\$0.00
1973	76	69	69	74	288	T38	\$630.00
1974	72	73			145	Cut	\$0.00
					Total		\$1,275.60

## Weaver, Doug (71.00)

Year	1st	2nd	3rd	4th	Total	Finish	Money
1989	72	70			142	Cut	\$0.00
					Total		\$0.00

## Webb, Gary (68.33)

Year	1st	2nd	3rd	4th	Total	Finish	Money
1992	69	69	67		205	T29	\$6,413.00
					Total		\$6,413.00

## Webb, Larry (81.00)

Year	1st	2nd	3rd	4th	Total	Finish	Money
1979	81				81	WD	\$0.00
					Total		\$0.00

## Weekley, Boo (69.90)

Year	1st	2nd	3rd	4th	Total	Finish	Money
2012	69	68	73	74	284	T63	\$13,715.00
2013	76	75			151	Cut	\$0.00
2014	67	68	68	68	271	T5	\$262,200.00
2015	68	67	75		210	T85	\$12,141.00
2016	76	62	70	65	273	T41	\$27,010.00
2017	73	65	71	70	279	T40	\$25,605.00
					Total		\$340,671.00

## Weibring, D.A. (70.22)

Year	1st	2nd	3rd	4th	Total	Finish	Money
1978	79	73			152	Cut	\$0.00
1979	75	75			150	Cut	\$0.00
1980	71	76			147	T66	\$609.00
1981	72	76			148	Cut	\$0.00
1982	68	68	69	73	278	T19	\$4,725.00
1984	69	76	73	71	289	T39	\$2,050.00
1985	68	71	72	70	281	T18	\$6,520.00
1986	71	68	68	68	275	T8	\$16,800.00
1987	66	69	70	70	275	T35	\$2,895.00
1988	67	73	70	73	283	T53	\$1,720.00
1989	70	71			141	Cut	\$0.00
1990	69	75	70	214	T40	\$3,332.70	
1991	72	71			143	Cut	\$0.00
1992	70	68	70		208	T55	\$2,464.00
1993	68	65	69	69	271	T2	\$89,600.00
1994	68	69			137	T28	\$6,737.10
1995	65	69	67	65	266	T2	\$97,066.60
1996	70	69	66	71	276	T40	\$4,999.00
1997	67	71	71	71	280	T60	\$3,906.00
1998	73	72			145	Cut	\$0.00
1999	68	68	70	70	276	T30	\$18,630.00
2000	72	70	71	70	283	T56	\$8,920.00
2001	70	68	69	68	275	T51	\$10,317.20
2002	71	73			144	Cut	\$0.00
					Total		\$281,291.60

## Weibring, Matt (71.00)

Year	1st	2nd	3rd	4th	Total	Finish	Money
2005	73	71			144	Cut	\$0.00
2009	67	69	71	70	277	T52	\$14,933.70
2010	71	68	67	77	283	T48	\$18,330.00
2011	72	76			148	Cut	\$0.00
					Total		\$33,263.70

## Weir, Mike (70.38)

Year	1st	2nd	3rd	4th	Total	Finish	Money
1998	75	71			146	Cut	\$0.00
1999	68	72			140	Cut	\$0.00
2000	74	70			144	Cut	\$0.00
2001	66	68	65	70	269	T11	\$78,954.50
2002	75	74			149	Cut	\$0.00
2004	69	69	69	74	281	T59	\$12,470.00
2007	70	68	69	68	275	T19	\$73,710.00
2009	66	71	66	69	272	T16	\$91,185.70
2011	74	70			144	Cut	\$0.00
2012	75	83			158	Cut	\$0.00
2013	68	68	73	70	279	T33	\$32,495.00
2014	68	66	67	67	268	2	\$745,200.00
2015	71	70			141	Cut	\$0.00
2016	73	76			149	Cut	\$0.00
					Total		\$1,034,015.20

## Weiskopf, Tom (71.60)

Year	1st	2nd	3rd	4th	Total	Finish	Money
1968	72	71	67	68	278	T6	\$3,275.00
1969	70	72	74	71	287	T21	\$925.00
1972	68	68	70	72	278	T8	\$3,137.00
1973	69	70	71	73	283	T8	\$3,765.00
1976	70	71	75	70	286	T34	\$988.50
1978	74	73			147	Cut	\$0.00
1979	74				74	WD	\$0.00
1980	75	74			149	Cut	\$0.00
1981	72	74	72	73	291	T28	\$1,830.00
1983	70	73	72	72	287	T38	\$1,560.00
1986	75	72			147	Cut	\$0.00
1990	74	71	70		215	T51	\$2,315.50
1992	74	68			142	Cut	\$0.00
					Total		\$17,796.00

## Wells, John (76.50)

Year	1st	2nd	3rd	4th	Total	Finish	Money
1970	77	76			153	Cut	\$0.00
					Total		\$0.00

## Wentworth, Kevin (70.67)

Year	1st	2nd	3rd	4th	Total	Finish	Money
1999	71	71			142	Cut	\$0.00
2000	71	71	72	68	282	T49	\$9,691.40
					Total		\$9,691.40

## Werenski, Richy (72.00)

Year	1st	2nd	3rd	4th	Total	Finish	Money
2017	74	70			144	Cut	\$0.00
					Total		\$0.00

## West, Mike (73.50)

Year	1st	2nd	3rd	4th	Total	Finish	Money
1986	76	71			147	Cut	\$0.00
					Total		\$0.00

## Westfall, Bobby (74.25)

Year	1st	2nd	3rd	4th	Total	Finish	Money
1969	71	77	73	76	297	T61	\$160.00
					Total		\$160.00

## Wetterich, Brett (70.17)

Year	1st	2nd	3rd	4th	Total	Finish	Money
2002	67	72	68	74	281	T47	\$13,184.00
2005	64	67	73	69	273	T18	\$70,266.60
2006	66	64	70	68	268	1	\$1,116,000.00
2007	66	68	72	67	273	T10	\$157,500.00
2008	72	75			147	Cut	\$0.00
2010	70	70	67	72	279	T32	\$35,316.60
2011	69	69	72	76	286	T32	\$35,192.80
2012	73	76			149	Cut	\$0.00
					Total		\$1,427,460.00

## Wheatcroft, Steve (70.73)

Year	1st	2nd	3rd	4th	Total	Finish	Money
2010	68	74			142	Cut	\$0.00
2012	70	74			144	Cut	\$0.00
2015	67	70	70		207	T73	\$13,561.00
2016	70	76			146	Cut	\$0.00
2017	71	74			145	Cut	\$0.00
2018	70	67	71	69	277	T53	\$17,659.00
					Total		\$31,220.00

# Player Year-by-Year Results

## White, David J. (73.00)

Year	1st	2nd	3rd	4th	Total	Finish	Money
1998	75	71			146	Cut	\$0.00
					Total		\$0.00

## White, Jim (74.50)

Year	1st	2nd	3rd	4th	Total	Finish	Money
1979	74	75			149	Cut	\$0.00
					Total		\$0.00

## Whitt, Don (72.25)

Year	1st	2nd	3rd	4th	Total	Finish	Money
1968	76	71	71	71	289	T48	\$215.00
					Total		\$215.00

## Whittaker, Ron (71.50)

Year	1st	2nd	3rd	4th	Total	Finish	Money
2006	72	69	68	71	280	T48	\$15,141.70
2008	74	75			149	Cut	\$0.00
					Total		\$15,141.70

## Whittenton, Jesse (80.00)

Year	1st	2nd	3rd	4th	Total	Finish	Money
1969	81	79			160	Cut	\$0.00
					Total		\$0.00

## Wi, Charlie (70.24)

Year	1st	2nd	3rd	4th	Total	Finish	Money
2005	72	72			144	Cut	\$0.00
2007	69	68	79	72	288	71	\$12,600.00
2008	71	70	70	68	279	T7	\$179,733.30
2009	73	66	64	70	273	T23	\$48,777.00
2010	69	72			141	Cut	\$0.00
2011	69	76			145	Cut	\$0.00
2013	73	67	72		212	T73	\$12,797.00
2014	73	67	66	71	277	T29	\$43,944.30
2015	75	65			140	Cut	\$0.00
					Total		\$297,851.60

## Wiebe, Mark (70.00)

Year	1st	2nd	3rd	4th	Total	Finish	Money
1984	72	75	69	74	290	T44	\$1,511.60
1985	67	70	72	75	284	T38	\$1,950.00
1986	69	66	68	67	270	2	\$64,800.00
1987	66	70	67	72	275	T35	\$2,895.00
1988	64	69	72	72	277	T20	\$8,737.50
1989	70	67	67	67	271	T13	\$18,200.00
1990	76	69	72		217	T68	\$2,010.00
1991	66	73	67	72	278	T20	\$13,273.30
1992	71	69			140	Cut	\$0.00
1993	74	67	69	67	277	T33	\$5,820.00
1995	70	67	73	72	282	T74	\$2,457.00
1996	68	69	63	70	270	T6	\$48,562.50
1997	67	71	73	69	280	T60	\$3,906.00
1998	71	72			143	Cut	\$0.00
1999	69	68	69	67	273	T12	\$57,000.00
2000	70	69	74	67	280	T33	\$20,250.00
2001	72	73			145	Cut	\$0.00
2002	82	76			158	Cut	\$0.00
					Total		\$251,372.90

## Wiechers, Jim (72.44)

Year	1st	2nd	3rd	4th	Total	Finish	Money
1968	74	71	69	66	280	T11	\$2,200.00
1969	74	74	77	73	298	T65	\$160.00
1973	74	69	69	77	289	T44	\$441.40
1977	72	72	72	70	286	T23	\$1,688.00
1978	76	75			151	Cut	\$0.00
					Total		\$4,489.40

## Wilcox, Terry (72.00)

Year	1st	2nd	3rd	4th	Total	Finish	Money
1968	77	67	68	70	282	T17	\$1,450.00
1973	75	75			150	Cut	\$0.00
					Total		\$1,450.00

## Wilcox, Will (69.25)

Year	1st	2nd	3rd	4th	Total	Finish	Money
2014	72	68	74		214	T78	\$12,696.00
2015	68	67	67	67	269	T22	\$62,302.50
2016	69	68	69	69	275	T49	\$17,438.89
2017	70	67	70	70	277	T27	\$49,921.80
					Total		\$49,921.80

## Wilkinson, Tim (69.70)

Year	1st	2nd	3rd	4th	Total	Finish	Money
2008	72	78			150	Cut	\$0.00
2009	69	67	70	67	273	T23	\$48,777.00
2010	71	72			143	Cut	\$0.00
2014	66	71	71	68	276	T22	\$64,055.00
2015	72	68			140	Cut	\$0.00
2016	67	69	63	68	267	T4	\$264,625.00
2017	73	72			145	Cut	\$0.00
					Total		\$377,457.00

## Williams, Lee (70.83)

Year	1st	2nd	3rd	4th	Total	Finish	Money
2013	67	78			145	Cut	\$0.00
2014	67	71	68	74	280	T48	\$17,326.60
					Total		\$17,326.60

## Williamson, Jay (70.23)

Year	1st	2nd	3rd	4th	Total	Finish	Money
1995	66	68	72	76	282	T74	\$2,457.00
1996	76	71			147	Cut	\$0.00
1999	64	75			139	Cut	\$0.00
2000	71	67	69	73	280	T33	\$20,250.00
2001	69	70	75	69	283	82	\$7,920.00
2002	66	74			140	Cut	\$0.00
2003	70	70	78	70	288	T75	\$10,472.00
2004	66	71	73	70	280	T54	\$13,224.00
2005	67	70	66	71	274	T27	\$41,268.70
2006	69	72	70	67	278	T34	\$28,069.00
2008	72	74			146	Cut	\$0.00
2009	68	71	71	67	277	T52	\$14,933.70
2010	67	67	72	70	276	T16	\$94,250.00
					Total		\$232,844.40

## Williamson, Mark (77.00)

Year	1st	2nd	3rd	4th	Total	Finish	Money
1971	78	76			154	Cut	\$0.00
					Total		\$0.00

## Willis, Garrett (73.00)

Year	1st	2nd	3rd	4th	Total	Finish	Money
2001	70	75			145	Cut	\$0.00
2002	68	69	74	77	288	75	\$9,120.00
2003	71	79			150	Cut	\$0.00
2010	74	69			143	Cut	\$0.00
2011	72	76			148	Cut	\$0.00
2012	73	74			147	Cut	\$0.00
					Total		\$9,120.00

## Wilson, Brian (75.00)

Year	1st	2nd	3rd	4th	Total	Finish	Money
1988	73	77			150	Cut	\$0.00
					Total		\$0.00

## Wilson, Chris (72.50)

Year	1st	2nd	3rd	4th	Total	Finish	Money
2010	70	75			145	Cut	\$0.00
					Total		\$0.00

## Wilson, Dean (70.90)

Year	1st	2nd	3rd	4th	Total	Finish	Money
2003	66	71	69	70	276	T30	\$34,020.00
2004	68	75			143	Cut	\$0.00
2005	73	71			144	Cut	\$0.00
2006	67	70	73	68	278	T34	\$28,069.00
2007	74	71			145	Cut	\$0.00
2008	71	73			144	Cut	\$0.00
2009	73	69			142	Cut	\$0.00
2011	69	77			146	Cut	\$0.00
					Total		\$62,089.00

## Wilson, Jeffrey (73.00)

Year	1st	2nd	3rd	4th	Total	Finish	Money
1990	74	72			146	Cut	\$0.00
					Total		\$0.00

## Wilson, Jim (70.25)

Year	1st	2nd	3rd	4th	Total	Finish	Money
1987	67	69	70	75	281	T68	\$1,206.00
					Total		\$1,206.00

## Wilson, John (71.83)

Year	1st	2nd	3rd	4th	Total	Finish	Money
1991	74	67	69	75	285	T58	\$2,398.00
1994	72	74			146	Cut	\$0.00
1995	75	68			143	Cut	\$0.00
1996	69	72			141	Cut	\$0.00
1997	74	73			147	Cut	\$0.00
					Total		\$2,398.00

## Wilson, Mark (70.55)

Year	1st	2nd	3rd	4th	Total	Finish	Money
2003	71	68	74	75	288	T75	\$10,472.00
2005	68	70	69	69	276	T40	\$22,320.00
2007	71	72			143	Cut	\$0.00
2008	76	72			148	Cut	\$0.00
2016	69	68	67	67	271	T24	\$54,020.00
2018	68	66	80	71	285	74	\$14,784.00
					Total		\$101,596.00

## Wintz, Gary (74.67)

Year	1st	2nd	3rd	4th	Total	Finish	Money
1975	73	74			147	Cut	\$0.00
1976	75	76			151	Cut	\$0.00
1981	76	74			150	Cut	\$0.00
					Total		\$0.00

## Wise, Aaron (67.00)

Year	1st	2nd	3rd	4th	Total	Finish	Money
2018	65	63	68	65	261	1	\$1,386,000
2019	69	69	66	71	275	T43	\$23,083.80
					Total		\$1,409,083.80

## Wise, Larry (73.50)

Year	1st	2nd	3rd	4th	Total	Finish	Money
1975	74	73			147	Cut	\$0.00
					Total		\$0.00

## Wittenberg, Casey (71.17)

Year	1st	2nd	3rd	4th	Total	Finish	Money
2009	74	71			145	Cut	\$0.00
2013	67	74			141	Cut	\$0.00
					Total		\$0.00

## Wolcott, Bob (72.45)

Year	1st	2nd	3rd	4th	Total	Finish	Money
1986	71	74			145	Cut	\$0.00
1989	66	78			144	Cut	\$0.00
1990	77	74			151	Cut	\$0.00
1991	73	77			150	Cut	\$0.00
1992	69	69	69		207	T47	\$2,791.20
					Total		\$2,791.20



# Player Year-by-Year Results

## Wood, Willie (71.15)

Year	1st	2nd	3rd	4th	Total	Finish	Money
1984	78	76			154	Cut	\$0.00
1986	72	71	69	69	281	T47	\$1,581.00
1987	71	77			148	Cut	\$0.00
1988	72	74			146	Cut	\$0.00
1989	70	71			141	Cut	\$0.00
1991	70	69	70	71	280	T30	\$7,150.00
1993	73	73			146	Cut	\$0.00
1994	70	67			137	T28	\$6,737.10
1998	69	68	70	71	278	T51	\$5,883.30
1999	69	70			139	Cut	\$0.00
Total							\$21,351.40

## Woodard, Tom (76.00)

Year	1st	2nd	3rd	4th	Total	Finish	Money
1985	77	75			152	Cut	\$0.00
Total							\$0.00

## Woodland, Gary (69.47)

Year	1st	2nd	3rd	4th	Total	Finish	Money
2009	72	68			140	Cut	\$0.00
2010	71	69	65	74	279	T32	\$35,316.60
2011	69	71	68	81	289	T49	\$16,336.60
2012	68	70	74	66	278	T24	\$53,950.00
2013	69	65	68	79	281	T48	\$16,362.80
2015	72	63	71	69	275	T60	\$15,407.00
2016	71	64	64	70	269	T12	\$138,700.00
2017	70	68	68	73	279	T40	\$25,605.00
Total							\$509,540.50

## Woodland, Jeff (69.25)

Year	1st	2nd	3rd	4th	Total	Finish	Money
1993	73	70			143	Cut	\$0.00
1994	69	65			134	T8	\$31,200.00
Total							\$31,200.00

## Woods, Tiger (67.91)

Year	1st	2nd	3rd	4th	Total	Finish	Money
1993	77	72			149	Cut	\$0.00
1997	64	64	67	68	263	1	\$324,000.00
1998	65	71	69	67	272	T12	\$52,500.00
1999	61	67	74	69	271	T7	\$96,750.00
2000	73	67	67	63	270	T4	\$176,000.00
2001	66	68	69	63	266	T3	\$234,000.00
2002	71	65	69	65	270	3	\$326,400.00
2004	65	67	70	69	271	T4	\$239,733.30
2005	69	72			141	Cut	\$0.00
Total							\$1,449,383.30

## Woodson, Rick (78.00)

Year	1st	2nd	3rd	4th	Total	Finish	Money
2011	77	79			156	Cut	\$0.00
Total							\$0.00

## Woodward, Jim (70.67)

Year	1st	2nd	3rd	4th	Total	Finish	Money
1990	78	69			147	Cut	\$0.00
1991	73	75			148	Cut	\$0.00
1992	69	68	63		200	T5	\$40,150.00
1994	73	68			141	Cut	\$0.00
Total							\$40,150.00

## Worley, Jr., Carl (75.50)

Year	1st	2nd	3rd	4th	Total	Finish	Money
2001	79	79			158	Cut	\$0.00
2003	73	71			144	Cut	\$0.00
Total							\$0.00

## Wrenn, Robert (72.31)

Year	1st	2nd	3rd	4th	Total	Finish	Money
1985	66	72	72	74	284	T38	\$1,950.00
1986	72	73			145	Cut	\$0.00
1987	68	77			145	Cut	\$0.00
1990	75	72			147	Cut	\$0.00
1991	74	70			144	Cut	\$0.00
1992	73	71			144	Cut	\$0.00
1996	72	76			148	Cut	\$0.00
Total							\$1,950.00

## Wright, Chase (70.00)

Year	1st	2nd	3rd	4th	Total	Finish	Money
2019	68	72	70		210	T72	\$15,010.00
Total							\$15,010.00

## Wurtz, Mark (68.67)

Year	1st	2nd	3rd	4th	Total	Finish	Money
1994	68	72			140	T65	\$2,304.00
1995	66	69	69	68	272	T21	\$13,520.00
Total							\$15,824.00

## Wyatt, Bobby (72.00)

Year	1st	2nd	3rd	4th	Total	Finish	Money
2016	71	69			140	Cut	\$0.00
2017	75	73			148	Cut	\$0.00
Total							\$0.00

## Wynn, Bob (72.44)


Year	1st	2nd	3rd	4th	Total	Finish	Money
1971	74	76			150	Cut	\$0.00
1973	76	70	75	71	292	T58	\$292.40
1974	71	69	68	68	276	T9	\$3,755.60
1975	73	70	72	70	285	T53	\$380.70
1977	76	80			156	Cut	\$0.00
Total							\$4,428.70

## Wynn, Mike (71.83)

Year	1st	2nd	3rd	4th	Total	Finish	Money
1973	73	70	73	69	285	T18	\$1,533.00
1974	72	71	76	70	289	64	\$270.40
1975	71	69	74	74	288	T65	\$293.20
Total							\$2,096.60

## Wysong, Dudley (72.72)

Year	1st	2nd	3rd	4th	Total	Finish	Money
1968	73	70	73	71	287	T40	\$399.00
1969	71	77	70	70	288	T27	\$725.00
1970	75	71	69	71	286	T30	\$652.00
1971	72	74	77	74	297	78	\$172.40
1989	74	77			151	Cut	\$0.00
Total							\$1,948.40



## Yancey, Bert (72.25)

Year	1st	2nd	3rd	4th	Total	Finish	Money
1968	73	71	69	70	283	T21	\$1,150.00
1970	74	73	71	75	293	T68	\$142.80
1971	71	72	69	67	279	T5	\$4,541.00
1973	69	69	71	73	282	T6	\$5,100.00
1974	75	68	67	70	280	T21	\$1,356.30
1987	73	76			149	Cut	\$0.00
1988	75	74			149	Cut	\$0.00
Total							\$12,290.10

## Yancey, Cameron (75.00)

Year	1st	2nd	3rd	4th	Total	Finish	Money
2003	74	76			150	Cut	\$0.00
Total							\$0.00

## Yang, Y.E. (71.28)

Year	1st	2nd	3rd	4th	Total	Finish	Money
2008	70	70	71	76	287	T50	\$15,213.70
2009	69	67	69	73	278	T60	\$14,040.00
2010	70	69	69	71	279	T32	\$35,316.60
2012	74	78			152	Cut	\$0.00
2013	68	73			141	Cut	\$0.00
2017	74	72			146	Cut	\$0.00
Total							\$64,570.30

## Yokoo, Kaname (71.50)

Year	1st	2nd	3rd	4th	Total	Finish	Money
2001	75	68			143	Cut	\$0.00
Total							\$0.00

## Young, Chuck (77.75)

Year	1st	2nd	3rd	4th	Total	Finish	Money
1987	74	80			154	Cut	\$0.00
1989	76	81			157	Cut	\$0.00
Total							\$0.00

## Young, Kim (73.17)

Year	1st	2nd	3rd	4th	Total	Finish	Money
1988	71	74			145	Cut	\$0.00
1991	72	73			145	Cut	\$0.00
1992	75	74			149	Cut	\$0.00
Total							\$0.00

## Zabriski, Bruce (72.50)

Year	1st	2nd	3rd	4th	Total	Finish	Money
1992	74	71			145	Cut	\$0.00
Total							\$0.00

## Zalatoris, Will (72.50)

Year	1st	2nd	3rd	4th	Total	Finish	Money
2016	74	71			145	Cut	\$0.00
Total							\$0.00

## Zambri, Chris (70.50)

Year	1st	2nd	3rd	4th	Total	Finish	Money
1998	68	73			141	Cut	\$0.00
Total							\$0.00

## Zanotti, Fbarizio (71.50)

Year	1st	2nd	3rd	4th	Total	Finish	Money
2017	75	68			143	Cut	\$0.00
Total							\$0.00



# Player Year-by-Year Results

## Zarley, Kermit (71.57)

Year	1st	2nd	3rd	4th	Total	Finish	Money
1968	71	68	68	64	271	2	\$12,000.00
1969	74	68	72	79	293	T54	\$160.00
1970	76	73	70	71	290	T56	\$142.80
1971	72	70	71	71	284	T27	\$869.00
1972	71	71	71	73	286	T41	\$450.00
1973	72	74	71	73	290	T51	\$356.20
1974	72	65	71	66	274	6	\$5,408.10
1975	76	71			147	Cut	\$0.00
1976	70	74	70	74	288	T44	\$565.50
1977	72	75	69	65	281	T6	\$6,500.00
1978	68	73	74	76	291	T63	\$360.00
1979	74	75			149	Cut	\$0.00
1981	73	75			148	Cut	\$0.00
Total							\$26,811.60

## Zokol, Richard (71.31)

Year	1st	2nd	3rd	4th	Total	Finish	Money
1982	74	73			147	Cut	\$0.00
1983	77	73			150	Cut	\$0.00
1984	77	79			156	Cut	\$0.00
1985	74	71			145	Cut	\$0.00
1987	70	72			142	Cut	\$0.00
1988	70	72	69	70	281	T41	\$2,486.60
1989	70	70			140	Cut	\$0.00
1990	71	70	76		217	T68	\$2,010.00
1991	68	70	67	71	276	T12	\$20,900.00
1992	68	70	66		204	T21	\$10,326.20

## Zender, Bob (74.79)

Year	1st	2nd	3rd	4th	Total	Finish	Money
1973	77	76			153	Cut	\$0.00
1975	68	72	75	73	288	T65	\$293.20
1977	79	71			150	Cut	\$0.00
1978	73	81			154	Cut	\$0.00
1979	71	74	81	76	302	68	\$612.00
Total							\$905.20

## Ziegler, Larry (72.90)

Year	1st	2nd	3rd	4th	Total	Finish	Money
1968	78	72			150	Cut	\$0.00
1969	74	77			151	Cut	\$0.00
1971	74	72	85	69	300	79	\$172.40
1972	67	75	71	76	289	T59	\$156.20
1973	72	73	75	72	292	T58	\$292.40
1977	74	74	68		216	DQ	\$0.00
1978	74	69	70	71	284	T35	\$923.70
1979	69	74	69	69	281	T11	\$6,900.00
1980	70	76	73	74	293	T50	\$748.50
1981	73	78			151	Cut	\$0.00
1982	71	72	72	73	288	T64	\$728.00
1983	73	75			148	Cut	\$0.00
Total							\$9,921.20

## Zinni, Michael (76.00)

Year	1st	2nd	3rd	4th	Total	Finish	Money
1984	76	76			152	Cut	\$0.00
Total							\$0.00

## Ziobro, Billy (72.83)

Year	1st	2nd	3rd	4th	Total	Finish	Money
1973	76	68	75	72	291	T55	\$330.00
1975	72	74			146	Cut	\$0.00
Total							\$330.00

## Zoeller, Fuzzy (71.65)

Year	1st	2nd	3rd	4th	Total	Finish	Money
1975	70	71	67	74	282	T41	\$594.50
1976	72	71	82	74	299	71	\$0.00
1977	69	70	73	73	285	T17	\$2,500.00
1978	77	69			146	Cut	\$0.00
1980	74	73			147	T66	\$609.00
1995	68	67	64	75	274	T32	\$6,745.50
Total							\$10,449.00
1993	75	67			142	Cut	\$0.00
1994	72	68			140	T65	\$2,304.00
1995	70	72			142	Cut	\$0.00
Total							\$38,026.80

# Notable Amateur Players

## Baddeley, Aaron (73.38)

Age at Championship: 19

Year	1st	2nd	3rd	4th	Total	Finish
2000	75	70			145	Cut

## Beckstrom, Colby (73.00)

Age at Championship: 22

Year	1st	2nd	3rd	4th	Total	Finish
2005	72	74			146	Cut

## Chamblee, Brandel (70.20)

Age at Championship: 22

Year	1st	2nd	3rd	4th	Total	Finish
1984	76	77			153	Cut

## Connelly, Austin (69.00)

Age at Championship: 18

Year	1st	2nd	3rd	4th	Total	Finish
2015	69	66	72		207	T73

## Hartwick, Jason (71.17)

Age at Championship: 35

Year	1st	2nd	3rd	4th	Total	Finish
2004	70	71			141	Cut

## Henderson, Michael (78.00)

Age at Championship: 18

Year	1st	2nd	3rd	4th	Total	Finish
1995	79	78			157	Cut

## Howard, Phil (86.50)

Age at Championship: Unknown

Year	1st	2nd	3rd	4th	Total	Finish
1984	85	88			173	Cut

## Knost, Colt (70.90)

Age at Championship: 22

Year	1st	2nd	3rd	4th	Total	Finish
2007	74	64	74	74	286	T67

## Kuehne, Trip (72.00)

Age at Championship: 19 in 1992, 22 in 1995

Year	1st	2nd	3rd	4th	Total	Finish
1992	73	72			145	Cut
1995	71	72			143	Cut

## Lee, Jeff (74.75)

Age at Championship: 22

Year	1st	2nd	3rd	4th	Total	Finish
1990	79	74			153	Cut

## Leonard, Justin (68.98)

Age at Championship: 21

Year	1st	2nd	3rd	4th	Total	Finish
1993	70	67	68	75	280	T56

## Mazur, Marc (76.50)

Age at Championship: Unknown

Year	1st	2nd	3rd	4th	Total	Finish
1999	79	74			153	Cut

## Melnyk, Steve (71.36)

Age at Championship: 23

Year	1st	2nd	3rd	4th	Total	Finish
1970	68	74	72	70	284	T22

## Mickelson, Phil (68.66)

Age at Championship: 22

Year	1st	2nd	3rd	4th	Total	Finish
1992	75	74			149	Cut

## Scheffler, Scottie (69.00)

Age at Championship: 17

Year	1st	2nd	3rd	4th	Total	Finish
2014	71	68	69	68	276	T22

## Spieth, Jordan (70.25)

Age at Championship: 16 in 2010, 17 in 2011

Year	1st	2nd	3rd	4th	Total	Finish
2010	68	69	67	72	276	T16
2011	69	68	72	77	286	T32

## Tianlang, Guan (73.50)

Age at Championship: 14

Year	1st	2nd	3rd	4th	Total	Finish
2013	70	77			147	Cut

## Verplank, Scott (69.78)

Age at Championship: 22

Year	1st	2nd	3rd	4th	Total	Finish
1986	72	68	67	70	277	T19

## Woods, Tiger (67.91)

Age at Championship: 18

Year	1st	2nd	3rd	4th	Total	Finish
1993	77	72			149	Cut

## Zalatoris, Will (72.50)

Age at Championship: 19

Year	1st	2nd	3rd	4th	Total	Finish
2016	74	71			145	Cut



JORDAN SPIETH

In 2010, Jordan Spieth received his first exemption at age 16. He went on to receive another exemption in 2011 and then turned pro in 2012.

## History of Low Amateurs (1968-2017)


Year	Winner	Score	Finish
1970	Steve Melnyk	284	T22
1986	Scott Verplank	277	T19
1993	Justin Leonard	280	T56
2007	Colt Knost	286	T67
2010	Jordan Spieth	276	T16
2011	Jordan Spieth	286	T32
2014	Scottie Scheffler	276	T22
2015	Austin Connolly	207	T73

No amateurs in field in 1967, '68, '69, '71, '72, '73, '74, '75, '76, '77, '78, '81, '82, '83, '85, '87, '88, '89, '91, '92, '94, '96, '97, '98, '99, 2001, 2002, 2003, 2004, 2005, 2006, 2008 or 2012.

\* indicates first 1956 tournament (May 24-27)

\*\* indicates second 1956 tournament (June 1-4)

# MORE THAN A GAME



**momentous institute**  
Powered by Salesmanship Club since 1920



The logo features the text "AT&T BYRON NELSON" in a bold, sans-serif font, centered within a shield-like shape formed by two blue curved shapes at the top and a blue curved shape at the bottom. Below the text is a small AT&T globe logo.

# AT&T BYRON NELSON

**momentous institute®**  
Powered by Salesmanship Club since 1920