WYNDHAM
CHAMPIONSHIP

The Place to Be.

August 3 - 7, 2022
Sedgefield Country Club

2022 MEDIA GUIDE

WYNDHAM
REWARDS®
You've earned this.

TRUIST

FedEx

WYNDHAM CHAMPIONSHIP FORE!GOOD

Creating a positive impact in the community has always been a central focus of the Wyndham Championship, and Wyndham Championship Fore! Good highlights all of the ways the tournament gives back. Whether inspiring the next generation through education, supporting community development and helping preserve our natural resources, the Wyndham Championship's local impact is "Fore! Good."

Since it was founded in 1938, the Wyndham Championship has been creating significant charitable impact throughout the Piedmont Triad. The Wyndham Championship is presented by the Piedmont Triad Charitable Foundation, a registered 501(c)3 non-profit organization.

COMMUNITY

YOUTH AND EDUCATION

ENVIRONMENT

For more information, visit WyndhamChampionship.com/about/charities.

WYNDHAM REWARDS®

2022 Wyndham Championship Media Guide

TABLE OF CONTENTS

TOURNAMENT INFORMATION

Tournament Fact Sheet 6-7
Tournament Media Officials 7
PGA TOUR Media Officials 7
Welcome from Tournament Director Bobby Powell 8
Wyndham Championship Fore! Good 9-11
Irwin Smallwood Media Center.....12
Media Center Information 12
Phone numbers
Hours/Shuttle/Food service schedule
Wyndham Championship Tournament History.....13-17
Defending Champion – Kevin Kisner.....18
PGA TOUR Players With Most Appearances Here 19
The PGA TOUR's Six-Oldest Tournaments 19
Comcast Business Tour Top 10/FedExCup.....20-21
Wyndham Winners' FedExCup Points Moves.....21
Sedgefield Country Club.....22-26
Course Map, Hole Descriptions.....22-25
Hole Statistics 26

PLAYER and TOURNAMENT HISTORY

Top-50 All-Time Wyndham Money Winners.....27
Wyndham Championship Past Champions.....28-29
Year-By-Year Tournament Summaries 30-104

RECORDS, FACTS and FIGURES

Round-by-Round Scoring Averages.....105
Tournament Records – Sedgefield Country Club & Starmount Country Club.....105
Lowest 18 Holes
Lowest First-, Second- and Third-Round Scores
Lowest Final-Round Score
Highest Final-Round Score
Course Record
Tournament Records 106
Lowest 18 Holes
Lowest First-, Second- and Third-Round Scores
Lowest First-Round Score by Winner
Lowest Final-Round Score
Lowest, Highest Cuts
Best Second 36-Hole Total
Tournament Records continued 106
Lowest 72-Hole Total
Lowest Consecutive Rounds
Highest Final Round by a Winner
Highest Winning 72-Hole Total
Lowest 9 Holes
Largest Margin of Victory
Largest 18-, 36-, 54-Hole Leads
Highest First Round by WC Winner
Highest Final Round by WC Winner
Wire-to-Wire Winners
Weather-Shortened Tournaments

WYNDHAM CHAMPIONSHIP BY THE NUMBERS

Multiple Winners 107
Back-to-Back Winners 107
Oldest/Youngest Winners 107
First-Time PGA TOUR Winners 107
International Winners 107
Winners Representing ACC Schools.....107
Winners From North Carolina.....107
Winners With the First-Round Lead.....107
Winners With the Second-Round Lead 107
Winners With the Third-Round Lead 107
One-Shot Margin of Victory, Regulation 107
Best Finish by an Amateur.....107
Winners Without a Bogey 107
Winners Claiming a Major in Same Year.....107
WC Winners With Major Championships....107
WC Winners winning the Masters, U.S. Open, Open Championship and PGA Championship.....108
Holes-in-One, Double-Eagles 108
Most Birdies in a Tournament 109
Total Birdie Leaders 109
Wyndham Championship Playoffs.....109
Best Come-From-Behind Win.....109
Multiple Runner-Up Finishes 110
All WC Runners-Up 110
All-Time Top-10 Finishes 110-113

Player History, 1938-2018.....After Page 113

2022 Wyndham Championship Media Guide
Editor – Rob Goodman, 3-G Sports, LLC
Layout and Pagination – Leslie Johnson

CLUB WYNDHAM
READY TO PLAY A ROUND?
JOIN THE CLUB.
Just A Shot Away From Our Resorts
100+ Courses A Drive Away
30+ Courses A Chip Away
20+ Courses A Putt Away
ClubWyndham.com
Eligibility and terms apply. THIS ADVERTISING MATERIAL IS BEING USED FOR THE PURPOSE OF SOLICITING SALES OF TIMESHARE INTERESTS
0737-2022 6/22

WYNDHAM
HOTELS & RESORTS

Wyndham Alltra All Inclusive Resort - Cancun, MX

Whatever you're checking out, check in to a hotel by Wyndham.

With over **8,900 hotels** and **22 trusted brands** to choose from, we'll be waiting with a warm welcome.

Book Direct at **WyndhamHotels.com**

WYNDHAM REWARDS
You've earned this.

REGISTRY COLLECTION HOTELS · WYNDHAM GRAND · DOLCE HOTELS AND RESORTS · esplendor · DAZZLER · WYNDHAM · TRYP BY WYNDHAM · TM TRADEMARK COLLECTION BY WYNDHAM · Alltra ALL-INCLUSIVE · LA QUINTA · WINGATE BY WYNDHAM · WYNDHAM GARDEN · HAWTHORN SUITES BY WYNDHAM · AmericInn · BAYMONT · RAMADA · RAMADA encore · MICROTEL BY WYNDHAM · Days Inn · Super 8 · Howard Johnson · Travelodge

83rd Annual Wyndham Championship
Tournament Facts

Dates: Aug. 3-7, 2022
Tournament Director: Mark Brazil
Sedgefield Country Club
Par: 35-35—70
Yardage: 7,131 yards
Purse: $7.3 Million | Winner's Share: $1,314,000

The Field

The starting field of 156 players is determined by the PGA TOUR. The Wyndham Championship has eight sponsor exemptions, and the top four finishers in the qualifying tournament Monday, August 1, 2022, will complete the field.

Format

Play will be contested over 72 holes of stroke play. The low 70 golfers and ties will make the 36-hole cut. Should there be a tie for the lead following the final round, a sudden-death playoff will occur.

2021 Wyndham Championship Recap

For the first time in tournament history, a six-man playoff decided the Wyndham Championship. Russell Henley opened the tournament with a brilliant 8-under par 62 and took a two-stroke lead over seven players into the second round. Henley increased his lead to four strokes with a second-round 64 and stood at 14-under par. Among the group two strokes back was 2011 champion Webb Simpson, and Englishman Justin Rose was among those five strokes behind. In the third round, Henley maintained his lead with a 1-under par 69 and led the field by three putting himself in position to become the first wire-to-wire winner since Brandt Snedeker in 2018. Final round tee times were moved up to avoid afternoon thunderstorms, and it's a good thing. The six-man playoff tied the record for the largest playoff in PGA TOUR history. Branden Grace, 2016 champion Si Woo Kim, Kevin Kisner, Adam Scott and Roger Sloan were all tied at 15-under par following regulation play. Henley missed a par putt at the 72nd hole and missed the playoff after leading since Thursday. The six-some played the 18th hole again with Adam Scott having a four-foot putt to win with the birdie, but it slid past the hole. On the second playoff hole, also the 18th, Kevin Kisner rolled in a three-footer for birdie to win the playoff and hoist the Sam Snead Cup.

Tournament Schedule, Television and Radio

Monday	Truist Monday Pro-AM
Aug. 1	PGA TOUR professionals practice rounds
	PGA TOUR Radio: Katrek & Maginnes on Tap, 4-6 p.m.
Tuesday	PGA TOUR professionals practice round
Aug. 2	Executive Women's Day Presented by Cone Health - invitation only
	PGA TOUR Radio: Katrek & Maginnes on Tap, 4-6 p.m.
Wednesday	PGA TOUR professionals practice rounds
Aug. 3	DeJoy/Wos Family Foundation Wednesday Pro-Am
	PGA TOUR Radio: Katrek & Maginnes on Tap, 4-6 p.m.
Thursday	Wyndham Championship first round
Aug. 4	Champions Breakfast presented by Truist - invitation only
	Television: 2-6 p.m. on Golf Channel (Replay: 10 p.m.-2 a.m.)
	PGA TOUR Live on ESPN+: 6:45 a.m. until 6 p.m.
	PGA TOUR Radio: Live broadcast, Noon-6 p.m.
	PGA TOUR Radio: Postgame: 6-8 p.m.
Friday	Wyndham Championship second round
Aug. 5	Television: 2-6 p.m. on Golf Channel (Replay: 11:30 p.m.-2:30 a.m.)
	PGA TOUR Live on ESPN+: 7:45 a.m. until 6 p.m.
	PGA TOUR Radio: Live broadcast: 1-6 p.m.
	PGA TOUR Radio: Postgame: 6-8 p.m.
Saturday	Wyndham Championship third round
Aug. 6	Television: 1-3 p.m. on Golf Channel; 3-6 p.m. on CBS
	Broadcast replay: 10 p.m.-1:30 a.m. on Golf Channel
	PGA TOUR Live on ESPN+: 7:45 a.m. until 6 p.m.
	PGA TOUR Radio: Live broadcast, 1-6 p.m.
	PGA TOUR Radio: Postgame: 6-8 p.m.
Sunday	Wyndham Championship final round
Aug. 7	Television: 1-3 p.m. on Golf Channel; 3-6 p.m. on CBS
	Broadcast replay: 10 p.m.-2 a.m. Sunday, 8 a.m.-Noon and 9 p.m.-1 a.m. Monday on Golf Channel
	PGA TOUR Live on ESPN+: 7:45 a.m. until 6 p.m.
	PGA TOUR Radio: 1-6 p.m.
	PGA TOUR Radio: Postgame, 6-8 p.m.
	Presentation of Sam Snead Cup – 18 green following play

Tournament Media Officials and Contact Information

Rob Goodman; 3-G Sports, LLC
Wyndham Championship Director of Media Relations
Mobile: (336) 209-9590
Office: (336) 299-4321
E-mail: rob@3-gsports.com

Rob Myers
Wyndham Rewards Media Contact
Senior Director, Global Communications
Office: (973) 753-7086
E-mail: rob.myers@wyndham.com

PGA TOUR Onsite Media Officials and Contact Information

Doug Milne, PGA TOUR
Mobile: (904) 614-0675
E-mail: dougmilne@pgatourhq.com

John Bush, PGA TOUR
Mobile: (904) 923-7419
E-mail: JohnBush@pgatourhq.com

August 2022

Wyndham Championship Media:

On behalf of Wyndham Rewards, the Wyndham Championship staff and the Piedmont Triad Charitable Foundation Board of Directors, welcome to the Wyndham Championship at Sedgefield Country Club! And welcome to the Irwin Smallwood Media Center!

The Wyndham Championship is the sixth-oldest event on the PGA TOUR, excluding the Majors and North Carolina's oldest PGA TOUR event. We're proud to be the final event in the FedExCup regular season and set the field for the FedExCup Playoffs.

Eighteen World Golf Hall of Famers have won the tournament that was founded in 1938 as the Greater Greensboro Open. Sarazan, Snead, Hogan and Nelson all played here; so did Palmer, Nicklaus and Player. More recent winners and participants continue that tradition with the likes of three-time champion Davis Love III, Tiger Woods, Webb Simpson, Jordan Spieth, Adam Scott, Justin Rose and many more. Few tournaments have a history as rich as ours.

We've created a professional environment in the Irwin Smallwood Media Center, but if you have suggestions or questions, please do not hesitate to pass them along to Rob Goodman or a member of our media center staff. We hope you enjoy the Wyndham Championship at Sedgefield. Thanks for being here, and have a great week.

Sincerely,

Bobby Powell
Tournament Director

WYNDHAM CHAMPIONSHIP
FORE!GOOD

Since it was founded in 1938, the Wyndham Championship has been creating significant charitable impact throughout the Piedmont Triad. Together with our partner, Wyndham Rewards, we're committed to making a positive impact in the community and playing a part in Wyndham's philanthropic mission to enrich the lives of families and children in the communities where we live, work and play. The Wyndham Championship is presented by the Piedmont Triad Charitable Foundation, a registered 501(c)3 non-profit organization. While producing a world class golf event for all to enjoy, we're proud to serve our community in multiple ways:

Youth and Education: The Wyndham Championship is passionate about inspiring the next generation, and we're proud to partner and support these programs and organizations:

● **Backpack Programs:**

One out of five children in North Carolina is food insecure, and the Wyndham Championship's Birdies Fore Backpacks program works with local organizations to provide backpacks full of nutritious food for children in need when school is not in session. Since the program's inception in 2014, we're proud to have provided more than 750,000 nutritious meals for thousands of Piedmont Triad families. For additional information on our partners, please visit:

- ○ Backpack Beginnings (www.backpackbeginnings.org)
- ○ Forsyth Backpacks (www.forsythbackpackprogram.org)
- ○ Out of the Garden Project (www.outofthegardenproject.org)
- ○ United Way of Greater High Point (www.unitedwayhp.org)

● **HV3 Foundation:**

Harold Varner III created the HV3 Foundation in August of 2018 in an effort to give back to less fortunate kids that could greatly benefit from increased access and opportunity in sport. The cost of equipment, proper coaching and access has become unaffordable to many. The HV3 Foundation mission is to bring awareness to the rising cost of entry and access in sports. The foundation aims to provide financial assistance for equipment, after school programs, instruction, camps and various other avenues where an athlete can cultivate his or her passion. For additional information, please visit www.hv3foundation.com.

● **Tesori Family Foundation:**

The Wyndham Championship, in conjunction with The First Tee – Central Carolina, hosts the Tesori Family Foundation's All-Star Clinic and 25 children with special needs alongside PGA TOUR professionals during tournament week. This free event includes PGA TOUR instruction and demonstrations, along with interactive golf experiences. For additional information, please visit www.tesorifamilyfoundation.org.

● **American Junior Golf Association (AJGA) ACE Grant:**

Wyndham Rewards supports talented junior golfers who lack the financial resources to play a national junior golf schedule through an Achieving Competitive Excellence (ACE) grant. This grant helps fulfill the AJGA's mission of developing young men and women who aspire to earn college golf scholarships through competitive junior golf. In addition, the Wyndham Championship annually hosts the AJGA Wyndham Invitational presented by Truist, a major on the AJGA schedule played at Sedgefield Country Club. Wyndham also sponsors the annual Wyndham Cup, a "Ryder Cup-Style" competition between teams of AJGA all-stars representing the eastern and western halves of the United States. For additional information, please visit www.ajga.org.

● **The First Tee - Central Carolina**

The Wyndham Championship is a major supporter of The First Tee – Central Carolina, the local chapter of the international initiative founded by the World Golf Foundation in 1997 "to impact the lives of young people by providing educational programs that build, instill life-enhancing values and promote healthy choices through the game of golf." The First Tee – Central Carolina hosts a free youth golf clinic during Wyndham Championship tournament week; the clinic is open to junior golfers of all ages, and PGA TOUR professionals provide the instruction. The First Tee - Central Carolina runs after-school programs throughout the school year and more than 20 summer programs for some 1,000 students at 14 Piedmont Triad locations. For additional information, please visit www.firstteecentralcarolina.org.

WYNDHAM CHAMPIONSHIP
FORE!GOOD

Community: The Wyndham Championship supports and contributes to the greater good of the Piedmont Triad community.

● **Carolina Core:**

Working to leverage the identity, resources and future of the Piedmont Triad region as a world-class business location, Carolina Core is an award-winning economic-development organization that fosters opportunities for growth, entrepreneurship and innovation across the region. As a top-40 metro region in the United States with a regional population exceeding 1.7 million, the Piedmont Triad has the collective size and aggregate assets to compete successfully in the global economy. Carolina Core promotes the Piedmont Triad, with its nearly 1.8 million people and some 30 colleges and universities, as a top-40 metro in the U.S. with the capacity to compete in the global economy for industry relocations or expansions.

● **Promoting Women's Leadership:**

Executive Women's Day is a forum that brings together local business leaders from the greater Piedmont Triad area for a day of corporate dialogue, networking and professional development. Hosted by the Wyndham Championship, Executive Women's Day is a powerful platform for celebrating, empowering and inspiring women. Past speakers include World Golf Hall of Famer Annika Sörenstam, two-time Women's Soccer World Cup Champion Mia Hamm, biological anthropologist and author Dr. Helen Fisher and aviation pioneer Carey Lohrenz.

Environment: Taking the lead from the Wyndham Championship's environmental sustainability award-winning partner and title sponsor, Wyndham Rewards, and partners at McConnell Golf, the Wyndham Championship is committed to keeping the "green" in Greensboro. The tournament is invested in exploring and adopting innovative sustainable practices to improve the environment.

● **Sedgefield OnLink Program:**

○ Through McConnell Golf's partnership with OnLink, Sedgefield Country Club is incorporating metrics and monitoring benchmarks that help evaluate sustainability across its course leading to fewer chemicals, less water and less-intensive maintenance.

○ The water source at Sedgefield Country Club is primarily surface runoff, supplemented by well water, which helps manage local flood risk and sustain the landscape while providing an additional source of water.

● **Recycling Efforts:**

○ Republic Services: The tournament is dedicated to minimizing the impact of its operations through an extensive, on-site recycling program not just during the Wyndham Championship but year-round.

○ LED lighting: Sedgefield Country Club is in the process of installing LED lighting throughout its 48,000 square-foot clubhouse. With approximately 80 percent of the project complete, the entire changeover should be finished by the summer of 2020. The incandescent and fluorescent lighting that is being replaced ranges from 32 to 60 watts per bulb. The new LED lighting ranges from 2 to 7 watts per bulb resulting in a significant reduction in energy demand and carbon footprint.

○ Disposables: McConnell Golf Properties, including Sedgefield Country Club, partner with Imperial Dade for disposable cups, lids, straws, take-out containers and ramekins made of 100 percent compostable materials.

○ Redistribution of Plants/Landscaping Materials: Landscaping is a big part of transforming the Sedgefield Country Club Ross course into a PGA TOUR venue. After the tournament, plants, trees and flowers are repurposed in multiple ways helping sustain our environment in multiple locations.

● **Green Cleaning Program:**

To provide effective, innovative, and sustainable cleaning and sanitizing, Sedgefield Country Club uses stabilized aqueous ozone (SAO™) from Tersano™ for healthier properties and a healthier planet. The SAO system transforms ordinary tap water into a chemical-free commercial cleaner that eliminates germs, odors, stains, mold, mildew and other contaminants on any item or surface before changing safely back into water and oxygen.

Irwin Smallwood Media Center Information

Phone: 336.645.3187

Media Center Hours:

Monday	Closed
Tuesday	7 a.m. – 5 p.m.
Wednesday	8 a.m. – 6 p.m
Thursday	6 a.m. – 8 p.m.
Friday	6 a.m. – 8 p.m.
Saturday	8 a.m. – 9 p.m.
Sunday	8 a.m. – 10 p.m.

Media Shuttle Schedule:

Monday	No Media Center Access
Tuesday	7 a.m. until 6:30 p.m.
Wednesday	6:30 a.m. until 6:30 p.m.
Thursday	4:30 a.m. until 8:30 p.m.
Friday	4:30 a.m. until 8:30 p.m.
Saturday	5:30 a.m. until 9:30 p.m.
Sunday	5:30 a.m. until 10 p.m.

Food Service Hours:

Light Breakfast:	Opening of media center until 9 a.m.
Lunch:	11:30 a.m. – 2:30 p.m.
Light Snacks:	4 p.m. until closing

Meet Irwin Smallwood



Irwin Smallwood is a retired former golf writer, sports editor and managing editor of the Greensboro News & Record and the old Greensboro Daily News, where he worked for more than four decades. The Wyndham Championship Media Center was named in his honor in 2004. Smallwood pioneered golf writing in North Carolina. He didn't limit himself to PGA TOUR stops; he showed enthusiasm for covering junior tournaments, city amateurs, state amateurs and other events.

His diligence and writing flair won the Greensboro native three National Golf Writers Association awards and numerous other honors; he co-founded the Carolina's Golf Writer's Association. He spent 18 years on the news side of the business, but five years before retiring in 1989, he returned to sports as executive sports editor. He still had the writer's touch, winning a N.C. Press Association award.

Smallwood has observed the Piedmont Triad's PGA TOUR event since the late 1940s. In 1999, he was named Honorary Chairman of the tournament. Many share Smallwood's love for the Piedmont Triad's PGA TOUR event, but few, if any, have his passion for the event.

Eight Decades of Great Golf, Memorable Tournaments

In 2008, the Wyndham Championship moved back to Sedgefield Country Club and became the only regular-season event on the PGA TOUR contested on a course originally designed by the legendary Donald Ross. The Wyndham Championship is the sixth-oldest event on the PGA TOUR, excluding the Majors, and the 2019 tournament is the 80th renewal of North Carolina's oldest professional golf event. The tournament enjoys a rich history that few PGA TOUR events have.

The Greensboro Jaycees were barely a year old when the idea of a golf tournament began to take life. Dr. Alex Stanford had founded the chapter in 1936 and lawyer Ed Kuykendall Jr. was president in '37 when Greensboro Daily News sports editor Laurence Leonard began pushing the idea, along with Starmount Forest County Club pro George Corcoran. Starmount owner Edward B. Benjamin was solidly behind the notion and had been ever since Starmount had hosted the Carolinas Open of 1932, when Henry Picard beat the legendary Walter Hagen in a classic playoff. As would be repeated later in the life of the tournament, it was the Greensboro business community that finally came to the rescue of the ambitious project. At an August 1937 meeting at the old O. Henry Hotel, attended by the core of the business and civic leadership of the city – including Joseph M. Bryan – the financial ($5,000) underpinning for the tournament was finalized. Later that evening Fred Corcoran, PGA tournament manager, awarded Greensboro tour dates for the spring of 1938 and the Greater Greensboro Open was born. (It is important to note also that Starmount pro George Corcoran was a brother of the PGA's Fred Corcoran, for this connection played a major role in the securing of the GGO's original dates).

The GGO was given a spectacular boost into the national golf picture, from these modest beginnings, through its earliest champions – three of the first four tournaments were won by Sam Snead ('38), Ben Hogan ('40) and Byron Nelson ('41), who for years would dominate the game and remain among the all-time greats in golf. The first five events were played at both Starmount and Sedgefield. After skipping 1943 and '44 for World War II, the tournament resumed at Starmount Forest Country Club in 1945. For the next 13 years, the Greater Greensboro Open alternated between Starmount and Sedgefield. The tournament then moved to Starmount for three straight years.

Alternating between Sedgefield and Starmount was a popular arrangement that suited almost everybody until the 1960 tournament, which followed a hard winter and found Starmount not in the best condition. After winning the tournament for the seventh time, Sam Snead, who for years was said to have buried his money in tomato cans in his back yard, jokingly suggested that Edward Benjamin, who owned Starmount, dig up a few of his tomato cans and fix the course before the next tournament. Benjamin was not amused. He banned Snead from Starmount for life and created a serious problem for the host courses, but with the event growing rapidly, it turned out to be a blessing. Sedgefield, with vastly more space to handle the crowds, became the sole home of the tournament beginning in 1967 and was a major contributor to its development during the next 10 years.

By the late 1970s, however, it was becoming increasingly evident that the tournament needed more space, and Sedgefield did not have it. The membership at Sedgefield, and some of the residents around the course, were becoming less enchanted with the annual invasion of their club. It was an agonizing and controversial decision, but the tournament moved to Forest Oaks Country Club beginning with the 1977 event. The tournament would be played at the Southeast Greensboro course for 31 consecutive years. As it turned out, the move was a good one. Larger galleries and more sponsors than ever enabled the tournament to continue its growth, and the second tournament at Forest Oaks turned up the largest profit in GGO history, a whopping $174,219. A decade and a half later the profits would reach $1 million.

In addition to the course rotation, the tournament has endured numerous name changes. It began in 1938 as the Greater Greensboro Open. That name held until 1998 when K-Mart joined the event as title sponsor. The tournament then became the K-Mart Greater Greensboro Open. After an eight-year relationship with K-Mart, Daimler-Chrysler became the title sponsor, and the tournament became the Greater Greensboro Chrysler Classic. 2003 was a year of change as the Forest Oaks course was redesigned by Davis Love III and his design company. With the revamped course came new October tournament dates and the debut of the next event name, the Chrysler Classic of Greensboro. In 2006, Daimler-Chrysler made a business decision to end its 11-year association with the Piedmont Triad's PGA TOUR event. Wyndham Rewards signed on as the new title sponsor, and the Wyndham Championship debuted in 2007.

Star-Studded Tournament

Probably never in the history of sport has an athlete bonded with a city not of his birth the way Sam Snead and Greensboro became intertwined through the years. If there is, indeed, a defining moment in the life of a tournament, Greensboro's was when Snead began to call it "my second home." In 1965, Sam Snead was about ready to take his place as a relic of the past. He was being honored on the occasion of his 25th appearance in the GGO, which that year had one of the strongest PGA TOUR fields of the year, including Arnold Palmer, Gary Player, Billy Casper and Julius Boros. He proceeded to win the event by five shots with four sub-70 rounds, and at age 52 years, 10 months and 8 days became the oldest player ever to win a PGA TOUR event – the record still stands today.

But that was not the end of Greensboro's love affair with Snead. Twenty-three years later he would return to help celebrate the tournament's 50th anniversary, to see the street leading to Starmount Forest Country Club renamed Sam Snead Drive. On the 60th anniversary of the tournament, he returned again to celebrate the establishment of the Sam Snead Cup, which goes now to the winner of the tournament. Slammin' Sammy won the then Greater Greensboro Open eight times from 1938 to '65; the record is still the TOUR mark for victories at an event. Other notable winners include Ben Hogan, Byron Nelson, Julius Boros, Gary Player, Al Geiberger, Billy Casper, Gene Littler, George Archer, Chi Chi Rodriguez, Davis Love III, Mark O'Meara, Larry Nelson, Seve Ballesteros, Lanny Wadkins and Raymond Floyd.

Historical Moments

1940

Ben Hogan arrived in Greensboro after winning the North/South Open in Pinehurst, the first of win his career, and won a tournament that was delayed three days by snow. After playing the first round at Starmount, some three inches of snow fell in Greensboro. Once the snow melted, play resumed at Starmount before moving to Sedgefield, where Hogan played 36 spectacular holes to win by nine strokes. After the tournament, Hogan went to Asheville and won the Land of the Sky Open for his third consecutive win.

1942

Sam Byrd, former backup player for Babe Ruth and the New York Yankees, produced a final-round rally to win the tournament. Byrd is still the only Major League Baseball player to win a PGA TOUR event.

1945

Byron Nelson won the tournament at Starmount Forest. It was the third of his record-setting streak of 11 straight PGA TOUR wins. He defeated Sam Byrd by eight strokes.

1947

Tall Vic Gheszi played the ball and the mud with equal skill to win the event in which no one broke par in 72 holes of play.

1950

With what PGA TOUR officials called the largest crowd ever on the winter tour watching, Sam Snead won with rounds of 66-70-66-67 in perfect springtime weather at Sedgefield. The tournament actually ran out of tickets, and officials went to Cone Mills to print more for the weekend.

1952

Sam Snead finished tied for first with Dave Doyle and seemed headed to a playoff. However, the playoff never happened because the tournament was settled after a rules discussion regarding Snead's second shot at the 17th hole at Starmount. At the par-3, Snead's tee shot landed in the creek, and he incorrectly played the ball on the green side of the creek. Long after play was complete, he was assessed a two-stroke penalty, giving him a new four-round total of 279. The resulting penalty moved Snead from a tie for first place to third, two strokes behind Doyle, who shot 277 and was declared the winner.

1960

Since its inception in 1938, the tournament alternated between Sedgefield and Starmount Forest. The 1960 tournament followed a hard winter, and at tournament time, Starmount wasn't in the best of conditions. After winning the GGO for the seventh time, Snead jokingly suggested that Starmount owner Edward Benjamin spend some of his money to fix up the course before the next event. Benjamin was not amused and banned Snead from Starmount for life, making Sedgefield the then-permanent home of the tournament. Also in 1960, Thorne Wood fired a first-round 66 and became the first left-handed golfer in PGA TOUR history to lead an official event.

1961

When Mose Kiser Jr. and his colleagues began preparations for the 1961 GGO, the Civil Rights Act was still some four years down the road and the impact of the Feb. 1, 1960, Greensboro Sit-Ins at Woolworth's was just beginning to be felt across the nation. With full support from the host club, Sedgefield, the tournament decided it was time to open its arms across the racial divide and issued a personal invitation to Charlie Sifford to participate. Sifford, a seasoned and accomplished competitor who grew up caddying in Charlotte, graciously accepted, becoming the first African-American to play in a PGA TOUR event in the Old South. He had already played in a TOUR event in California. Sifford led the first round at Greensboro with a 68, trailed by only three strokes after three rounds and wound up tied for fourth behind winner Mike Souchak, Sam Snead and Billy Maxwell. There were some racial hecklers along the way, but, for the most part, he was welcomed in a dignified manner. Six months later, the Caucasian Clause came out of the PGA TOUR bylaws.

1965

Sam Snead won his PGA TOUR record-setting eighth Greater Greensboro Open. He won the first GGO in 1938, and when he won his eighth 27 years later, he became the TOUR's oldest tournament winner at age 52 years, 10 months and eight days. The tournament hosted its first champion's banquet and honored Snead's 25th appearance in the GGO. Ed Sullivan was the Toastmaster.

1966

While corporate sponsorship was something tournament organizers wanted to avoid, it was taking hold and threatening independent tournaments. Officials finally decided to take at least a partial step toward commercial help. The decision came when Allied Chemical, a major supplier of the textile industry, approached GGO officials about becoming a limited partner in the tournament sponsorship. This first for the Triad's TOUR event eventually led to a title sponsor, though that would not come until two decades later.

1968

Billy Casper won the tournament at Sedgefield, his second victory in this event. The final round was postponed due to the April 4 assassination of Martin Luther King Jr.

1969

Four players competed in a five-hole sudden-death playoff, the largest playoff in tournament history. Gene Littler sank a curling 12-foot putt at the 15th hole to defeat Julius Boros, Orville Moody and Tom Weiskopf.

1970

Arnold Palmer was the leader or tied for the lead after each of the first three rounds of the tournament. Gary Player fired a final-round 65 to win the tournament by two strokes at Sedgefield Country Club; it was the lowest final-round score by a tournament winner at Sedgefield. Palmer finished tied for fifth, five shots back.

1972

Arnold Palmer held a two-stroke lead in the final round when he teed off on the par-three 16th hole at Sedgefield and appeared headed to an easy victory. Palmer put his tee shot into the creek beside the 16th green and tried to play out of the shallow water there. That decision cost him the tournament as he recorded a triple-bogey 6 and finished third. George Archer defeated Tommy Aaron on the second hole of the playoff to win the tournament.

1976

Al Geiberger won the Greater Greensboro Open in what was then the last tournament at Sedgefield Country Club. Geiberger defeated

Lee Trevino by two strokes to claim the $46,000 first-place check. The tournament moved to Forest Oaks Country Club the following year where it stayed for 31 years.

1978

Playing in his first United States tournament, Spain's Seve Ballesteros won the Greater Greensboro Open at age 20 years and 11 months. Ballesteros would return the next year and finish tied for 12th. In 1981, he made his final appearance and tied for 45th.

1979

Fayetteville's Raymond Floyd defeated George Burns and Gary Player in a playoff at Forest Oaks and became the first North Carolina native to win the event. Three-time winner Davis Love III and 2011 champion Webb Simpson are the only other native North Carolinians to win it.

1988

The GGO's 50th anniversary was marked by the tournament's first step into the world of corporate sponsorship. K-Mart came aboard as the title sponsor, enabling the tournament to return to the level of the PGA TOUR elite with a $1 million purse – for the four previous tournaments, the purse fell below the TOUR average. Now it was above the average by more than $200,000. The 50th anniversary also turned into a major homecoming. Snead returned, as did two-time winner Byron Nelson and a long line of other past winners. Snead, Nelson, Raymond Floyd and Lanny Wadkins were featured speakers at the celebration banquet, following a special nine-hole pro-am at Sedgefield for former champions and GGO regulars from earlier days. Sandy Lyle won the K-Mart Greater Greensboro Open in a sudden-death playoff with Ken Green, who was best known for his green golf shoes.

1992

There have been many stirring finishes to the GGO, KGGO, GGCC, Chrysler Classic of Greensboro and now the Wyndham Championship. But, perhaps the one that many now refer to as the granddaddy of them all occurred in 1992. Davis Love III started the final round three shots behind, yet won the tournament by a whopping six strokes, posting a course-record 31-31–62 that included two eagles on holes where he did not even have to putt. After birdies at the first two holes, he hit a 117-yard wedge to the seventh that landed about six inches behind the pin and backed up into the cup for an eagle two. When he came to the par-five 15th, he had birdied three more times and was comfortably in the lead. But his heroics were not over. He smashed a 310-yard drive onto the flat of the distant hill, then sailed a 1-iron over the green and into the back bunker. Not to worry; he blasted out perfectly – right into the cup for an eagle three. The crowd erupted into a celebration seldom, if ever, equaled in the history of the tournament.

1993

The tournament announced a purse increase to $1.5 million and a new logo for the event.

1994

Rocco Mediate and 1990 champion Steve Elkington went head-to-head for four playoff holes following regulation play. Mediate pulled out the win earning his second-career PGA TOUR win.

1996

The tournament purse increased to $1.8 million; the Daimler-Chrysler Corporation assumed title sponsorship.

2001

The Chrysler Classic of Greensboro hired Tournament Director Mark Brazil to bring consistency to the tournament. Brazil would work closely with the Greensboro Jaycees to stage the tournament each year.

2003

In 2003, the tournament moved from its traditional spring date to the fall and became the Chrysler Classic of Greensboro. With the new name came a renewed Forest Oaks Country Club. The original Ellis Maples course was redesigned by Davis Love III and his course design company. The new design added length and "bite" to the course increasing total yardage to 7,311. Daimler-Chrysler increased its involvement as the tournament purse grew to $5 million making the Chrysler Classic the most lucrative stop in the Tour's "Fall Finish."

2005

In 2005, the Greensboro Jaycees Charitable Foundation Board was formed to oversee tournament operations. Immediately after the formation of the board, tournament director Mark Brazil began reporting directly to the Greensboro Jaycees Charitable Foundation Board rather than the Greensboro Jaycees. When the PGA TOUR announced its re-alignment, the Piedmont Triad's PGA TOUR event earned a coveted date during the FedEx Cup portion of the season starting in 2007. The Triad's PGA TOUR stop become the last regular-season event before the four-tournament FedEx Cup Championship series.

2006

In January, the tournament learned that the Daimler-Chrysler Corporation would not return as the title sponsor in 2007, making 2006 the final year of the Chrysler Classic of Greensboro. Just prior to the 2006 tournament, Wyndham Rewards was introduced as the new title sponsor of the Piedmont Triad's PGA TOUR event. The tournament would be called the Wyndham Championship starting in 2007 removing Greensboro from the tournament's name for the first time. Davis Love III became just the eighth multiple winner of the Piedmont Triad's PGA TOUR event when he won the 2006 tournament, recording four rounds in the 60s.

2007

In the first tournament played in August, PGA TOUR rookie Brandt Snedeker won the inaugural Wyndham Championship and became the 13th first-time winner in tournament history. Also in 2007, the board that oversees tournament operations was renamed the Piedmont Triad Charitable Foundation Board, reflecting the continued regionalization of the Piedmont Triad's PGA TOUR event. In addition, the Donald Ross-designed course at Sedgefield Country Club was restored to its original design and modernized for today's PGA TOUR players.

2008

The Wyndham returned to Sedgefield Country Club beginning with the 2008 tournament. In a Feb. 20 news conference, tournament officials cited a restored Donald Ross original golf course, close proximity to the Grandover Resort where most players and sponsors stay as well as a course located much closer to the center of the Piedmont Triad as reasons for moving the tournament. After 31 years at Forest Oaks, the Wyndham would again be contested on one of the courses where the tournament began in 1938. NC State alumnus Carl Pettersson won the 2008 tournament, posting four rounds in the 60s for a then-record-setting 72-hole score of 259, 21-under-par.

2009

The 70th Wyndham might be remembered for torrential rains that disrupted play and fairways that looked more like rivers than a PGA TOUR venue. Although the tournament concluded as scheduled on Sunday, each of the first three rounds was completed the day after it began. During the final round, Sergio Garcia seemed in control, but was unable to sustain the level of play needed to take the title. He needed to hole a shot from the greenside bunker at the par-four 18th to join a playoff with Jason Bohn, Kevin Stadler and Ryan Moore. On the third playoff hole, Moore made birdie to clinch his first PGA TOUR victory and become the event's 14th first-time winner.

2010

2010 was a year of firsts for Arjun Atwal and the Wyndham Championship. In addition to his nine previous international wins, Atwal picked up his first career PGA TOUR victory and became the first Indian-born player ever to win a PGA TOUR event. He also became the first Monday qualifier to emerge victorious on the TOUR in 24 years. It was a first for the Wyndham Championship because for the first time in PGA TOUR history, patrons were allowed to bring cell phones to the course.

2011

One of the best fields in tournament history challenged Sedgefield Country Club in 2011, but for the 16th time in tournament history, the Wyndham produced a first-time winner in Wake Forest alumnus Webb Simpson. Despite the all-star cast, Simpson – the Raleigh, N.C., native – was the star of the show, navigating the Donald Ross-designed course in 18-under-par 262 on his way to finishing second in the final FedExCup point standings.

2012

For just the fourth time in its history, this tournament was settled with a delayed finish, and for just the third time in history, inclement weather caused the delay. Heavy rain Saturday night and then again during the final round made the course unplayable in spots, and play was suspended with the final group on the fifth hole. Sergio Garcia took a one-shot lead into the final round and won by two shots over Tim Clark, shooting a 4-under 66 in the rain-delayed final round.

2013

Patrick Reed won a sudden-death playoff on the second extra hole to outlast Rookie of the Year Jordan Spieth. Both made par on the first playoff hole at No. 18. On the second playoff hole, the par-4 10th, Reed played a miraculous second shot from the trees on the right side of the fairway to seven feet, with Spieth already safely on the green. Spieth narrowly missed his birdie putt. Reed calmly rolled his putt up the hill and made birdie to earn his first TOUR victory in his 38th start at 23 years of age. Reed was the first player to win on TOUR with his wife (Justine) as his caddie since Steve Stricker won the 1996 BMW Championship with his wife (Nicki) caddying.

2014

The Wyndham celebrated its 75th anniversary in 2014 with former champions Bob Goalby (1958), Dow Finsterwald (1959), Lanny Wadkins (1983), Rocco Mediate (1993 and 2002) and Davis Love III (1992 and 2006) returning for the festivities. Mediate and Love played in the tournament; Goalby, Finsterwald and Wadkins made special appearances. In addition, Weldon Fields, a tournament volunteer at the inaugural Greater Greensboro Open in 1938, returned shortly after his 100th birthday to take part in the festivities. The field included 21 Major championship winners, seven former tournament winners and multiple international stars including World Golf Hall of Famer Ernie Els. Colombian golfer Camilo Villegas became the third international golfer in the previous five years to win the Wyndham.

2015

2016 Ryder Cup Captain Davis Love III won the 76th annual Wyndham Championship and captured a third Sam Snead Cup. Only the man for whom the trophy is named has more wins (eight) at this event. Record crowds attended the Wyndham to see a world-class field that included six former world No. 1 golfers, including Tiger Woods. The 14-time major-championship winner made his first Wyndham appearance and the "Tiger Effect" was in full swing with record-setting crowds following him all weekend. He finished tied for 10th. The Wyndham Championship set records in attendance, merchandise sales, concessions sales and international media impact.

2016

Korean golfer Si Woo Kim became the 18th international champion and the 18th first-time winner in tournament history. At 21 years, one month and 24 days, Kim is the tournament's second-youngest winner. Seve Ballesteros, who won at 20 years, 11 months and 24 days in 1978, is the youngest champion in tournament history. Kim is the tournament's second Korean champion, joining 2005 winner K.J. Choi, the golfer he considers his hero, as Korean-born winners.

2017

Swedish golfer Henrik Stenson won the 78th annual Wyndham Championship and became the tournament's 19th international winner. Stenson entered the tournament ranked ninth in the Official World Golf Rankings and moved to sixth with the win. He fired an 8-under 62 in the first round but trailed two-time TOUR winner Matt Every by a stroke, with 2011 Wyndham winner Webb Simpson among seven golfers two strokes off the lead. Sunday was a shootout with many golfers in contention throughout the day, but Stenson birdied four of the last six holes on the way to his sixth PGA TOUR victory. Ollie Schneiderjans nearly holed out for eagle from the fairway on the 72nd hole to force a playoff but settled for birdie and narrowly missed his maiden PGA TOUR victory. Stenson set the tournament scoring mark at 22-under-par and moved from 75th to 23rd in the FedExCup point standings.

2018

This tournament will forever be remembered for Brandt Snedeker opening with a course-record 59 and becoming just the ninth golfer in PGA TOUR history to post a sub-60 score. Snedeker started his round with a bogey on the par 4 10th hole and went on to make four birdies and turn at 3-under par, but he blistered Sedgefield's front side, shooting 27 – 8-under par. His birdie at the ninth hole clinched the 59 and a fitting celebration followed; he would finish the opening round with a four-stroke lead over 2009 champion Ryan Moore. On the 18th tee, Snedeker had a two-stroke lead he didn't know he had until after he hit his approach to the 18th green. He rolled in a 20-footer for birdie, dropped the putter and began celebrating with his wife and kids. His 59 set the course record and the tournament record, and the win moved him from 80th to 30th in the FedExCup point standings.

2019

The Wyndham Rewards Top 10 made its debut in 2019 with Wyndham Rewards paying $10 Million to the top-10 finishers in the final regular season FedExCup point standings – the Wyndham Rewards Top 10. J.T. Poston won the 80th annual Wyndham Championship and became the fifth North Carolina native to win the tournament. The Hickory native played 72 holes without a bogey making him the first bogey-free champion on TOUR since Lee Trevino did it in 1974. The Western Carolina University alumnus clinched the title with a final-round 62 that tied the tournament mark for the lowest final-round score for a Wyndham Championship winner.

2020

The 81st annual Wyndham Championship was a tournament like none other in its eight-decade history. With the COVID-19 pandemic plaguing the entire world, the 2020 Wyndham was played without fans for the first time ever. Only a skeleton crew of volunteers, a small number of media, a reduced production crew from CBS Sports and a few tournament guests were on hand as Jim Herman claimed the Sam Snead Cup after earning his third PGA TOUR victory. 2016 Champion Si Woo Kim fired a third round 62 to take a two-stroke lead into the final round, but the round of the day belonged to Herman who fired a 9-under par 61 and moved into a tie for fifth after 54 holes. Herman continued his stellar play on Sunday shooting 7-under par 63 to finish the tournament at 21-under par and the leader in the clubhouse. Horschel, who was three strokes back entering the final round, had a birdie putt to tie Herman, but it slipped past the hole making Herman the champion. Herman's weekend total of 124 tied the mark for lowest final 36 holes by a winner in PGA TOUR history.

2021

For the first time in tournament history, a six-man playoff decided the Wyndham Championship. Russell Henley opened the tournament with a brilliant 8-under par 62 and took a two-stroke lead over seven players into the second round. Henley increased his lead to four strokes with a second-round 64 and stood at 14-under par. Among the group two strokes back was 2011 champion Webb Simpson, and Englishman Justin Rose was among those five strokes behind. In the third round, Henley maintained his lead with a 1-under par 69 and led the field by three putting himself in position to become the first wire-to-wire winner since Brandt Snedeker in 2018. Final round tee times were moved up to avoid afternoon thunderstorms, and it's a good thing. The six-man playoff tied the record for the largest playoff in PGA TOUR history. Branden Grace, 2016 champion Si Woo Kim, Kevin Kisner, Adam Scott and Roger Sloan were all tied at 15-under par following regulation play. Henley missed a par putt at the 72nd hole and missed the playoff after leading since Thursday. The six-some played the 18th hole again with Adam Scott having a four-foot putt to win with the birdie, but it slid past the hole. On the second playoff hole, also the 18th, Kevin Kisner rolled in a three-footer for birdie to win the playoff and hoist the Sam Snead Cup.

Note: Irwin Smallwood contributed to this tournament history. For more on Smallwood's legacy in regards to this event, see Page 12.

For an even more-detailed look at the Wyndham through the years, visit WyndhamChampionship.com and click on the tabs for "about" and "history."

2021 Champion Kevin Kisner

2021 Champion: Kevin Kisner

Birthdate: Feb. 15, 1984

Birthplace: Aiken, S.C.

Residence: Aiken, S.C.

Family: Wife: Brittany; Children: Kathleen, Henry, Steven

Education: University of Georgia (Business Management, 2006)

Turned Professional: 2006

Korn Ferry Tour Graduate: 2013

PGA TOUR Wins: 4: 2016 RSM Classic, 2017 DEAN & DELUCA Invitational, 2019 World Golf Championships – Dell Technologies Match Play, 2021 Wyndham Championship

National Teams: 2017 Presidents Cup

Career Highlights: Won his fourth-career PGA TOUR event at the 2021 Wyndham Championship after finishing tied for third in 2020; won first-career playoff beating five other players to win the Wyndham in a six-player, two-hole playoff. With the win, moved from 69th to 29th in the FedExCup standings and made playoffs for the eighth-consecutive season. Advanced to the BMW Championship and finished 38th in the final season standings. Advanced to the 2020 TOUR Championship and finished 23rd in the 2020 standings. Won the 2019 World Golf Championships – Dell Technologies Match Play, advanced to the FedExCup Playoffs and finished career-best ninth in the 2020 season standings.

Special Interests: Hunting, fishing, enjoying friends and family.

Personal: Became first player in University of Georgia history to be named All-American four times; played on Georgia's 2006 National Championship team; won two 4A State Championships while playing for South Aiken High School in South Carolina.

Always uses the head side of a coin to mark his golf ball; includes Ben Hogan, Arnold Palmer and his father in his dream foursome; created the Kevin and Brittany Kisner Foundation to assist Aiken, S.C., organizations that promote children's fitness, health, education and opportunities to participate in sports; favorite college team is Georgia Bulldogs; favorite professional team is Carolina Panthers.

PGA TOUR Players With Most Wyndham Championship Appearances

Davis Love III's victory at the 2015 Wyndham Championship was special for many reasons, including his long relationship with the event. Love has played the Piedmont Triad's PGA TOUR event 24 times since his first appearance in 1986. Below are the players who have appeared in the Wyndham Championship 20 or more times:

Name	Appearances	Years	Best Finish
Sam Snead	34	1938-1977	1st ('38, '46, '49, '50, '55. '56, '60, '65)
Fuzzy Zoeller	26	1975-2001	T2 (1978)
Davis Love III	24	1986-2020	1st (1992, 2006, 2015)
Doug Ford	24	1949-1977	1st (1954)
Al Geiberger	24	1960-1985	1st (1976)
Joey Sindelar	24	1984-2007	1st (1985)
Lanny Wadkins	24	1969-1999	1st (1983)
Neal Lancaster	24	1990-2016	4th (1998)
Bob Gilder	23	1976-2000	T11 (1989)
Tom Purtzer	23	1977-2001	T6 (1979, 1986, 1988)
George Archer	22	1966-1989	1st (1967, 1972)
Jay Haas	22	1973-2005	T5 (2003)
Rocco Mediate	22	1986-2014	1st (1993, 2002)
Gary Player	22	1957-1983	1st (1970)
Howard Twitty	22	1976-1998	T6 (1977)
Dave Eichelberger	21	1968-1990	T2 (1971)
Brad Faxon	21	1984-2010	2nd (1997, 2003)
Bobby Wadkins	21	1975-1998	4th (1979)
Billy Andrade	20	1988-2009	T4 (1997)
Chip Beck	20	1979-2000	T3 (1992)
Julius Boros	20	1952-1972	1st (1964)
Danny Edwards	20	1975-2000	1st (1977, 1982)
Jim Gallagher Jr.	20	1986-2007	1st (1995)
Robert Gamez	20	1990-2010	T7 (2002)
Lou Graham	20	1965-1986	T2 (1973)
Gary Hallberg	20	1977-2007	T14 (1995)
Roger Maltbie	20	1977-1996	T15 (1994)
Bobby Nichols	20	1960-1982	T2 (1968)
J.C. Snead	20	1969-1990	T3 (1972)
Leonard Thompson	20	1973-1992	T3 (1986)
Art Wall	20	1950-1976	2nd (1959)

The PGA TOUR'S Oldest Tournaments

The Wyndham Championship, founded in 1938 as the Greater Greensboro Open, is the sixth-oldest tournament on the PGA TOUR excluding the Major Championships. The six-oldest tournaments are listed below with their current names (when applicable) in parentheses and their inaugural champions:

Year Founded	Tournament	Inaugural Champion
1899	Western Open (now the BMW Championship)	Willie Smith
1904	Canadian Open	John H. Oke
1926	LA Open (now the Genesis Open)	Harry Cooper
1929	Texas Open (now the Valero Texas Open)	Robert McDonald
1937	Crosby Clambake (now the AT&T Pebble Beach Pro-Am)	Sam Snead
1938	Greater Greensboro Open (now the Wyndham Championship)	Sam Snead

WYNDHAM REWARDS®
You've earned this.®

Here's to shooting low scores and **earning** lots of ***points.***

With Wyndham Rewards, **earning *points*** toward FREE NIGHTS is easier than a **short putt** on a smooth green.

Scan here to join for FREE:

WyndhamRewards.com

WYNDHAM REWARDS®
You've earned this.®

WYNDHAM •DESTINATIONS
WYNDHAM HOTELS & RESORTS
CAESARS ENTERTAINMENT®

PHOTO CREDIT: DISCOVER PUERTO RICO

The PGA TOUR entered a new era in 2007 with the introduction of the FedExCup, a season-long points competition offering $35 million in bonus money and culminating with the PGA TOUR's first-ever Playoff system. The total FedExCup prize money moved to $75 million starting with the 2021-'22 season. The FedExCup winner's share is $18 million.

In addition to that $75 million will be a $20 million regular season bonus pool, sponsored by Comcast Business, tied to the final regular-season FedExCup standings. The Comcast Business TOUR Top 10 $20 million bonus will recognize the top-10 players who earn the most FedExCup points through the Wyndham Championship, the final event of the regular season.

Position	Amount
1.	$4,000,000
2.	$3,000,000
3.	$2,400,000
4.	$2,200,000
5.	$2,000,000
6.	$1,700,000
7.	$1,400,000
8.	$1,200,000
9.	$1,100,000
10.	$1,000,000
TOTAL	**$20,000,000**

During the PGA TOUR Season, TOUR members earn points based on their results, with a strong emphasis placed on winning and high finishes. Once the PGA TOUR Regular Season concludes, the top-125 players advance to the FedExCup Playoffs, a series of three tournaments offering quadruple points relative to PGA TOUR Regular Season events.

The playoffs feature a progressive cut beginning with the FedEx St. Jude Championship in Memphis, Tenn., (125 players) and continuing with the BMW Championship in Wilmington, Del., (70 players). A reseed takes place, seeding the top-30 players for the culminating TOUR Championship in Atlanta, where the FedExCup Starting Strokes kicks in – and the points go away. The No. 1 player in the FedExCup standings will receive a 10-stroke head start going into East Lake. In other words, he will tee off for the first round at 10-under. The No. 2 player will start at 8-under. The No. 3 player starts at 7-under; the No. 4 player starts at 6-under; the No. 5 player starts at 5-under. Players ranked 6-10 start at 4-under; players 11-15 start at 3-under; players 16-20 start at 2-under; players 21-25 start at 1-under; and players 26-30 start at even par.

Season:
The PGA TOUR's 2021-'22 FedExCup competition runs from the 2021 Fortinet Championship in Napa, Calif., through the 2022 Wyndham Championship at Sedgefield Country Club.

Points Distribution – PGA TOUR Season:
• Official PGA TOUR events played during the PGA TOUR Season each award 500 FedExCup points to the winner.
• The Masters Tournament, THE PLAYERS Championship, U.S. Open, The Open Championship and the PGA Championship award 600 FedExCup points to the winner.
• Each of the four World Golf Championships events award 550 FedExCup points to the winner.
• Additional events (played the same week as other tournaments) award 300 FedExCup points to the winner.

Points Distribution for the Wyndham Championship:
In all cases during the FedExCup Season, points are distributed based on the same percentages used for a standard event purse distribution. First place receives 500 points, second place 300 and third place 190, down through one point for 70th place and fractions of one point for ties at 71 and above.

FedExCup Past Champions:

2021 - Patrick Cantlay	2017 – Justin Thomas	2013 – Henrik Stenson	2009 – Tiger Woods
2020 - Dustin Johnson	2016 – Rory McIlroy	2012 – Brandt Snedeker	2008 – Vijay Singh
2019 - Rory McIlroy	2015 – Jordan Spieth	2011 – Bill Haas	2007 – Tiger Woods
2018 – Justin Rose	2014 – Billy Horschel	2010 – Jim Furyk	

FedExCup Points Moves After Winning The Wyndham:

As the last tournament of the PGA TOUR regular season, the Wyndham Championship is an important event for players attempting to gain entry into the FedExCup Playoffs or improve their standing. Below is a summary of Wyndham Championship winners since the FedExCup began, their FedExCup point standings before and after the Wyndham, their points move in the standings with the win, and their finish in the season's final FedExCup point standings.

Year	Champion	Before	After	Move	Finish
2007	Brandt Snedeker	26th	9th	17	20th
2008	Carl Pettersson	58th	13th	45	21st
2009	Ryan Moore	76th	22nd	54	47th
2010	Arjun Atwal	N/A	N/A	N/A	N/A
2011	Webb Simpson	12th	3rd	9	2nd
2012	Sergio Garcia	102nd	33rd	69	17th
2013	Patrick Reed	78th	22nd	56	47th
2014	Camilo Villegas	105th	37th	68	48th
2015	Davis Love III	186th	76th	110	86th
2016	Si Woo Kim	43rd	15th	28	17th
2017	Henrik Stenson	75th	23rd	52	32nd
2018	Brandt Snedeker	80th	30th	50	40th
2019	J.T. Poston	83rd	27th	56	32nd
2020	Jim Herman	192nd	54th	138	64th
2021	Kevin Kisner	69th	29th	40	38th

WYNDHAM CHAMPIONSHIP

August 3 - 7

@WyndhamChamp
#WyndhamChamp

GENERAL

- Restrooms
- First Aid
- Handicap Accessible
- Course Information
- Media
- Public Bleachers
- Concessions
- Volunteer Pavilion by Sunbrella®
- Additional Entrances

ATTRACTIONS

1. Main Entrance
2. Polo Ralph Lauren Golf Shop
3. Expo Row
4. Wyndham Rewards® Points Paradise Pavilion
5. Sand Sculpture
6. Club Wyndham Beach
7. Adirondack Alley

PUBLIC VIEWING AREAS & CONCESSIONS

8. Margaritaville at the Wyndham
9. Truist Fan Pavilion
10. Sunbrella® Comfort Zone
11. Practice Range
12. Putting Green
13. Tito's Stillhouse
14. Sunbrella® Wine Deck
15. Short Game Practice Area
16. Patriots' Outpost
17. Clyde May's Barrel House

PRIVATE VIEWING AREAS

18. Wyndham Rewards Earner® Card Club
19. McConnell Golf Skyboxes
20. Truist Marquee
21. 15th Green Skyboxes
22. 16th Green Skyboxes
23. 17th Green Luxury Suites
24. Chairman's Council
25. Harris Teeter Charity Box
26. 18th Green Skyboxes
27. 18th Green Luxury Suites
28. Club 18
29. Board of Directors Marquee
30. Wyndham House
31. Carolina Core Deck
32. 5400 Tent
33. Piedmont Triad Charitable Foundation Marquee
34. Duke Energy Clubhouse Hospitality

VP Viewing Platforms

SEDGEFIELD GOLF COURSE YARDAGE

Hole	1	2	3	4	5	6	7	8	9		10	11	12	13	14	15	16	17	18		
Par	4	4	3	4	5	4	3	4	4	35	4	4	3	4	4	5	3	4	4	35	
Yardage	418	442	174	428	529	423	223	374	416	3,427	440	486	235	405	505	545	175	406	507	3,704	7,131

1

PAR 4 • YARDS 418

Donald Ross preferred to open the round with a hole of somewhat modest difficulty and length, and this is certainly the case at Sedgefield. A drive near the fairway bunker 290 yards from the tee will leave the best angle of approach with a middle iron. This classic raised Ross green leans from right to left.

2

PAR 4 • YARDS 442

One of the best holes ever designed by Donald Ross. The tee shot will require a slight fade over the middle of three diagonal cross bunkers to set up the shortest and best line into the well protected green on the left by a creek. Approach shots should favor the left side of the green which leans hard right toward the creek.

3

PAR 3 • YARDS 174

This mid-length par three hole is generally played into the prevailing wind and contains three of the deepest bunkers on the course short and right. The large, somewhat subtle green narrows the deeper into the green one plays. Long and left is a very difficult up and down with the green sloping away from the player.

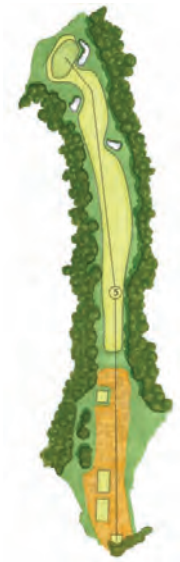

4

PAR 4 • YARDS 428

A blind tee shot to a left to right sloping fairway awaits the player on this hole. The best line favors the left side allowing for considerable roll to the right. The bunkerless green is one of the most undulating and demanding on the course, requiring a very precise approach to get it close for a birdie attempt.

5

PAR 5 • YARDS 529

The first par five of the course is easily reachable in two shots. However, a deep hollow running diagonally across the putting surface will make getting up and down for birdie a challenge. The key to this hole is finding a level lie in the well-undulating fairway. Any shot hit short of this green will roll well back down the fairway.

6

PAR 4 • YARDS 423

A dramatically downhill tee shot to a fairway crossed by a creek at 280 yards calls for a fairway metal or long iron. Those players who position the ball left of center nearest the creek will be rewarded with the best angle into this back to front sloping green. The most difficult hole location is back right behind a large rolling mound.

Hole descriptions by Kris Spence, course restoration architect



7

PAR 3 • YARDS 223

This long par three was the site of Arnold Palmer's collapse in the 1972(check date) GGO. The green is guarded on three sides by a deep creek and features a soft punchbowl green with very difficult hole locations in the corners. Par is a great score on this demanding hole.

8

PAR 4 • YARDS 374

A definite birdie opportunity for the player who plays right of the creek near the two fairway bunkers. The big hitters can go for this green but long is no place to be. Sam Snead played short and left of the creek in route to his eighth win in 1965.

9

PAR 4 • YARDS 416

A left to right tee shot near the deep fairway bunker 275 yards from the tee is preferred on this hole. A properly struck tee shot will find the bottom of the saddled fairway and allow an aggressive approach into this scalloped edge green set below the backdrop of the historic Sedgefield clubhouse. Hitting long of this severely sloping and undulating green will all but eliminate an up and down for par.

10

PAR 4 • YARDS 440

The first of several long par four's on the back side requires a well-struck tee shot positioned near the fairway bunker on the left. The most severe green on the course awaits the approach shot. Distance control into this green is of the utmost importance, as going long leaves little chance for recovery.

11

PAR 4 • YARDS 486

The proper line for this tee shot is the bunker seen in the distance short and right of the green. The severely canted fairway will kick a right to left tee shot into the left hand rough. The approach shot into this green is deceptive and can be bounced in by landing a long to middle iron just over the approach bunker 25 yards short and right of the green.

12

PAR 3 • YARDS 235

The longest par three on the course will require a very precise approach into a dramatic two tier green cut into the face of a hill. Anything short will roll well back from the green and require a difficult up and down. Dead center of this green is the preferred line and will give the player the best chance of escaping with a par or occasional birdie.

13

PAR 4 • YARDS 405

This is one of the most strategic holes on the course. The left side of the landing area funnels into the left rough leaving a blind approach over two cross bunkers. The smart play is along the right side providing an open view and short iron into this highly undulating green.

14

PAR 4• YARDS 501

This very difficult and demanding long par four requires a right to left tee shot over the fairway bunker at 275 yards. Two centerline bunkers create a deceptive approach into this "skyline" green. The green is the largest on the course and probably one of the most difficult to putt due to its severe slope from back right to front left.

15

PAR 5• YARDS 545

The ideal tee shot to this reachable par five is directly at the fairway bunker. The downhill tee shot must avoid the "sheeps" fescue grass to the right and just over the bunker. Deep bunkers surround this undulating green. The far back right corner is the most difficult location, especially if going for the green in two.

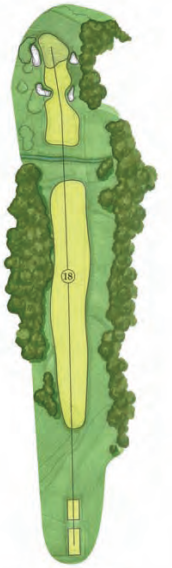

16

PAR 3 • YARDS 175

This short par three will provide the player an opportunity to be aggressive. However, the horseshoe shaped green will reek havoc on misplayed tee shots and chips from around the green. Two four ft. deep pot bunkers guarding the green require a demanding short iron approach.

17

PAR 4 • YARDS 406

One of the most beautiful holes in North Carolina. This deep, saddled fairway meanders up an old creek bed filled in by Ross. A short iron approach into the smallest green on the course is compounded by the difficulty of finding a level lie in the fairway. A natural amphitheater surrounds the smallest green on the course, a great place to view an exciting finish.

18

PAR 4 • YARDS 507

This members par five converted to a long par four will be the most difficult on the course. A tee shot to the crest of the downhill sloping fairway leaves an uphill long iron or fairway metal into this severely undulating green perched on top of a hill. The most difficult hole location is atop a large roll in the back right corner of the green, birdies from this location will be difficult.

The Wyndham Championship returned to Sedgefield Country Club, one of the courses on which it was founded in 1938, in 2008, and with that move, the Wyndham was then the only regular-season tournament played on a Donald Ross-designed course. When the PGA TOUR played at Sedgefield in 1976 and earlier, the layout played as a par-71 at 6,641 yards. The PGA TOUR course record at Sedgefield was 63, recorded by Gary Player in 1970, Doug Sanders in 1968 and John Schlee in 1967.

PGA TOUR golfers playing the Wyndham Championship this year will enjoy a course that was restored to Donald Ross' original design and updated to accommodate the modern player in 2007. Carl Pettersson set the course record in 2008 when he fired a 9-under-par 61 in the second round. In 2016, Si Woo Kim lowered the mark to 60 in his second round, but in 2018, two-time champion Brandt Snedeker shot a 10-under-par 59 in the first round and claimed the course record. It was the ninth sub-60 round in PGA TOUR history, and Snedeker became the 10th multiple winner in tournament history. The Donald Ross masterpiece at Sedgefield will play as a par-70 course at 7,131 yards for this year's event.

Prior to the 2012 tournament, Sedgefield Country Club converted its greens to Champion Bermudagrass in an effort to make the greens hard and fast during the hot, humid North Carolina summers, allowing the course to be played the way Donald Ross intended. In addition, bunkers were added around the fifth and 15th greens. The green at the par-4 second hole was extended, creating an additional back pin placement. Course statistics for 2021 are below:

Hole	Par (actual)	2021 Length	2021 Average to par	Rank
1	4	418	+ .009	7
2	4	442	+ .050	6
3	3	174	- .061	10
4	4	428	- .076	12
5	5	529	- .780	18
6	4	423	- .050	9
7	3	223	+ .074	5
8	4	374	- .172	16
9	4	416	- .063	11
Out:	**35 (33.558)**	**3,427**		
10	4	440	+ .009	7
11	4	486	+ .115	3
12	3	235	+ .111	4
13	4	405	- .100	14
14	4	505	+ .322	1
15	5	545	- .467	17
16	3	175	- .093	13
17	4	406	- .152	15
18	4	507	+ .204	2
In:	**35 (34.618)**	**3,704**		
Total:	**70 (68.175)**	**7,131**		

1926

Wyndham Championship Top-50 Money Winners

Name	Tourneys	Total Money
1. Webb Simpson	13	3,728,335.00
2. Brandt Snedeker	14	2,922,725.00
3. Davis Love III	24	2,673,472.00
4. Si Woo Kim	6	1,957,840.00
5. Carl Pettersson	16	1,929,418.78
6. Kevin Kisner	7	1,791,939.50
7. Shigeki Maruyama	7	1,637,377.00
8. Ryan Moore	13	1,515,793.29
9. Jason Bohn	10	1,382,690.00
10. K.J. Choi	11	1,377,591.52
11. Sergio Garcia	6	1,365,717.75
12. Jim Herman	6	1,343,386.00
13. Camilo Villegas	9	1,273,715.55
14. Patrick Reed	6	1,272,326.65
15. Billy Horschel	9	1,251,175.57
16. Rocco Mediate	23	1,224,011.17
17. Arjun Atwal	14	1,151,170.67
18. J.T. Poston	5	1,129,548.80
19. Henrik Stenson	5	1,113,900.00
20. Jim Furyk	15	1,112,718.57
21. Bill Haas	17	1,109,245.50
22. David Toms	17	1,070,246.61
23. Tim Clark	10	1,051,505.41
24. Jerry Kelly	18	1,033,701.57
25. Brent Geiberger	10	997,072.86
26. Brad Faxon	21	932,456.98
27. Scott McCarron	7	889,977.15
28. Kevin Na	8	838,536.99
29. Jonathan Byrd	14	773,519.82
30. Jason Gore	8	761,798.50
31. Mark Calcavecchia	16	760,545.86
32. Rory Sabbatini	8	736,501.90
33. Lucas Glover	17	715,996.04
34. Hal Sutton	13	713,927.67
35. Michael Allen	10	707,107.20
36. Scott Hoch	10	684,598.83
37. Jesper Parnevik	7	681,677.50
38. Freddie Jacobson	6	680,822.59
39. Bud Cauley	8	675,710.52
40. Jeff Maggert	19	661,567.31
41. Luke Donald	9	653,272.00
42. Tim Petrovic	13	648,583.93
43. Dudley Hart	15	642,583.63
44. Ollie Schniederjans	3	639,540.00
45. George McNeill	10	639,316.71
46. Kevin Stadler	8	633,407.00
47. Jason Dufner	14	607,855.39
48. Jordan Spieth	3	596,484.00
49. C.T. Pan	4	594,545.33
50. Jeff Sluman	19	568,706.09

Other Notables

Seve Ballesteros	3	$53,576
Miller Barber	17	$79,869
Julius Boros	20	$42,709
Angel Cabrera	2	$48,273
Billy Casper	15	$54,700
Bob Charles	15	$67,823
Fred Couples	12	$270,070
Ben Crenshaw	5	$42,049
John Daly	12	$62,876
Lee Elder	15	$40,779
Steve Elkington	18	$481,868
Raymond Floyd	17	$100,290
Al Geiberger	22	$114,810
Jay Haas	22	$263,273
Hale Irwin	10	$134,164
Peter Jacobsen	19	$228,162
Tom Kite	11	$164,887
Tom Lehman	11	$460, 382
Sandy Lyle	14	$287,209
Phil Mickelson	3	$129,335
Larry Nelson	19	$95,986
Jack Nicklaus	2	$3,850
Mark O'Meara	15	$437,250
Arnold Palmer	13	$42,662
Gary Player	22	$94,940
Chi Chi Rodriguez	13	$71,333
Justin Rose	4	$329,390
Gene Sarazen	2	$201
Charlie Sifford	9	$11,269
Scott Simpson	14	$467,937
Vijay Singh	8	$362,152
Sam Snead	34	$59,136
Craig Stadler	14	$160,241
Payne Stewart	10	$96,825
Jim Thorpe	15	$23,303
Lee Trevino	10	$85,907
Tom Watson	3	$29,118
Tom Weiskopf	14	$84,011
Tiger Woods	1	$129,600
Fuzzy Zoeller	26	$177,836

Wyndham Championship Past Winners

End Date	Purse	Winner	Score	Money Won	Course
08/15/2021	$6,400,000	Kevin Kisner	265 -15	$1,152,000	Sedgefield
08/16/2020	$6,400,000	Jim Herman	259 -21	$1,152,000	Sedgefield
08/04/2019	$6,200,000	J.T. Poston	258 -22	$1,116,000	Sedgefield
08/19/2018	$6,000,000	Brandt Snedeker	259 -21	$1,080,000	Sedgefield
08/20/2017	$5,800,000	Henrik Stenson	258 -22	$1,044,000	Sedgefield
08/21/2016	$5,600,000	Si Woo Kim	259 -21	$1,008,000	Sedgefield
08/23/2015	$5,400,000	***Davis Love III***	263 -17	$972,000	Sedgefield
08/17/2014	$5,300,000	Camilo Villegas	263 -17	$954,000	Sedgefield
08/18/2013	$5,300,000	*Patrick Reed	266 -14	$954,000	Sedgefield
08/19/2012	$5,200,000	Sergio Garcia	262 -18	$936,000	Sedgefield
08/21/2011	$5,200,000	Webb Simpson	262 -18	$936,000	Sedgefield
08/22/2010	$5,100,000	Arjun Atwal	260 -20	$918,000	Sedgefield
08/23/2009	$5,100,000	*Ryan Moore	264 -16	$918,000	Sedgefield
08/17/2008	$5,100,000	Carl Pettersson	259 -21	$918,000	Sedgefield
08/19/2007	$5,000,000	Brandt Snedeker	266 -22	$900,000	Forest Oaks
10/08/2006	$5,000,000	***Davis Love III***	272 -16	$900,000	Forest Oaks
10/02/2005	$5,000,000	K.J. Choi	266 -22	$900,000	Forest Oaks
10/17/2004	$4,600,000	Brent Geiberger	270 -18	$828,000	Forest Oaks
10/19/2003	$4,500,000	Shigeki Maruyama	266 -22	$810,000	Forest Oaks
04/28/2002	$3,800,000	Rocco Mediate	272 -16	$684,000	Forest Oaks
04/29/2001	$3,500,000	Scott Hoch	272 -16	$630,000	Forest Oaks
04/23/2000	$3,000,000	Hal Sutton	274 -14	$540,000	Forest Oaks
04/25/1999	$2,600,000	Jesper Parnevik	265 -23	$468,000	Forest Oaks
04/26/1998	$2,200,000	*Trevor Dodds	276 -12	$396,000	Forest Oaks
04/27/1997	$1,900,000	*Frank Nobilo	274 -14	$342,000	Forest Oaks
04/28/1996	$1,800,000	Mark O'Meara	274 -14	$324,000	Forest Oaks
04/23/1995	$1,500,000	Jim Gallagher, Jr.	274 -14	$270,000	Forest Oaks
04/24/1994	$1,500,000	Mike Springer	275 -13	$270,000	Forest Oaks
04/25/1993	$1,500,000	*Rocco Mediate	281 - 7	$270,000	Forest Oaks
04/26/1992	$1,250,000	***Davis Love III***	272 -16	$225,000	Forest Oaks
04/28/1991	$1,125,000	*Mark Brooks	275 -13	$225,000	Forest Oaks
04/22/1990	$1,250,000	Steve Elkington	282 - 6	$225,000	Forest Oaks
04/23/1989	$1,000,000	Ken Green	277 -11	$180,000	Forest Oaks
04/03/1988	$1,000,000	****Sandy Lyle***	271 -17	$180,000	Forest Oaks
04/05/1987	$600,000	Scott Simpson	282 - 6	$108,000	Forest Oaks
04/06/1986	$500,000	***Sandy Lyle***	275 -13	$90,000	Forest Oaks
04/07/1985	$400,000	Joey Sindelar	285 - 3	$72,000	Forest Oaks
04/08/1984	$400,000	Andy Bean	280 - 8	$72,000	Forest Oaks
04/03/1983	$400,000	***Lanny Wadkins***	275 -13	$72,000	Forest Oaks
04/04/1982	$300,000	Danny Edwards	285 - 3	$54,000	Forest Oaks

04/05/1981	$300,000	***Larry Nelson***	281	- 7	$54,000	Forest Oaks
04/06/1980	$250,000	Craig Stadler	275	-13	$45,000	Forest Oaks
04/08/1979	$250,000	***Raymond Floyd***	282	-6	$45,000	Forest Oaks
04/02/1978	$240,000	***Seve Ballesteros***	282	-6	$48,000	Forest Oaks
04/03/1977	$235,000	Danny Edwards	276	-12	$47,000	Forest Oaks
04/04/1976	$230,000	Al Geiberger	268	-16	$46,000	Sedgefield
04/06/1975	$225,000	Tom Weiskopf	275	N/A	$45,000	Sedgefield
04/07/1974	$220,000	***Bob Charles***	270	N/A	$44,066	Sedgefield
04/02/1973	$210,000	***Chi Chi Rodriguez***	267	N/A	$42,000	Sedgefield
04/02/1972	$200,000	*George Archer	272	N/A	$40,000	Sedgefield
04/04/1971	$190,000	*Bud Allin	275	N/A	$38,000	Sedgefield
04/05/1970	$180,000	***Gary Player***	271	N/A	$36,000	Sedgefield
04/06/1969	$160,000	***Gene Littler***	274	N/A	$32,000	Sedgefield
04/07/1968	$137,500	***Billy Casper***	267	N/A	$27,500	Sedgefield
04/02/1967	$125,000	George Archer	267	N/A	$25,000	Sedgefield
04/03/1966	$100,000	*Doug Sanders	276	N/A	$20,000	Sedgefield
04/04/1965	$70,000	***Sam Snead***	273	N/A	$11,000	Sedgefield
04/05/1964	$45,000	***Julius Boros***	277	N/A	$6,600	Sedgefield
04/14/1963	$37,500	Doug Sanders	270	N/A	$5,500	Sedgefield
04/15/1962	$35,000	***Billy Casper***	275	N/A	$5,300	Sedgefield
04/16/1961	$22,500	Mike Souchak	276	N/A	$3,200	Sedgefield
04/17/1960	$20,000	***Sam Snead***	270	N/A	$2,800	Starmount Forest
04/12/1959	$15,000	Dow Finsterwald	278	N/A	$2,000	Starmount Forest
04/13/1958	$15,000	Bob Goalby	275	N/A	$2,000	Starmount Forest
04/14/1957	$15,000	Stan Leonard	276	N/A	$2,000	Sedgefield
04/15/1956	$12,500	***Sam Snead***	279	N/A	$2,200	Starmount Forest
04/17/1955	$12,500	***Sam Snead***	273	N/A	$2,200	Sedgefield
04/04/1954	$10,000	***Doug Ford***	283	N/A	$2,000	Starmount Forest
03/29/1953	$10,100	*Earl Stewart	275	N/A	$2,000	Sedgefield
04/14/1952	$10,000	Dave Douglas	277	N/A	$2,000	Starmount Forest
03/26/1951	$10,000	Art Doering	279	N/A	$2,000	Starmount Forest
03/26/1950	$10,000	***Sam Snead***	269	N/A	$2,000	Sedgefield
03/26/1949	$10,000	***Sam Snead***	276	N/A	$2,000	Starmount Forest
03/21/1948	$10,000	***Lloyd Mangrum***	278	N/A	$2,000	Sedgefield
03/23/1947	$10,000	Victor Ghezzi	286	N/A	$2,000	Starmount Forest
03/24/1946	$7,500	***Sam Snead***	270	N/A	$1,500	Sedgefield
03/25/1945	$7,500	***Byron Nelson***	271	N/A	$1,333	Starmount Forest
03/30/1942	$5,000	Sam Byrd	279	N/A	$1,000	Starmount/Sedgefield
03/23/1941	$5,000	***Byron Nelson***	276	N/A	$1,200	Starmount/Sedgefield
03/25/1940	$5,000	***Ben Hogan***	270	N/A	$1,200	Starmount/Sedgefield
03/26/1939	$5,000	***Ralph Guldahl***	280	N/A	$1,200	Starmount/Sedgefield
03/28/1938	$5,000	***Sam Snead***	271	N/A	$1,200	Starmount/Sedgefield

* - Playoff winner

Winners whose names appear in bold italics are members of the World Golf Hall of Fame.

1938 Greater Greensboro Open

Starmount Forest Country Club/Sedgefield Country Club

POS	PLAYER	RND 1	RND 2	RND 3	TOTAL	EARNINGS
1	Sam Snead	134	69	68	271	1,200.00
2	Johnny Revolta	134	73	69	276	750.00
T3	Ralph Guldahl	140	73	68	281	500.00
T3	Paul Runyan	139	72	70	281	500.00
5	Denny Shute	144	67	72	283	350.00
6	Harry Cooper	143	67	74	284	300.00
T7	Bobby Cruickshank	143	70	72	285	215.00
T7	Ben Hogan	144	71	70	285	215.00
T7	Horton Smith	142	73	70	285	215.00
T7	Orville White	147	68	70	285	215.00
T11	Harold McSpaden	137	75	75	287	130.00
T11	Henry Picard	143	73	71	287	130.00
T13	Marshall Crichton	145	70	73	288	100.00
T13	Tony Manero	146	72	70	288	100.00
T15	Tommy Armour	147	73	69	289	20.00
T15	Willie Goggin	142	76	71	289	20.00
T15	Bill Heinlein	143	75	71	289	20.00
T15	Ray Mangrum	148	68	73	289	20.00

1939 Greater Greensboro Open

Starmount Forest Country Club/Sedgefield Country Club

POS	PLAYER	RND 1	RND 2	RND 3	TOTAL	EARNINGS
1	Ralph Guldahl	139	70	71	280	1,200.00
T2	Clayton Heafner	140	73	70	283	650.00
T2	Lawson Little	138	72	73	283	650.00
4	Ben Hogan	144	70	70	284	450.00
T5	Harold McSpaden	144	73	69	286	325.00
T5	Horton Smith	143	73	70	286	325.00
7	Denny Shute	141	74	72	287	270.00
8	Henry Picard	141	73	74	288	230.00
9	Harry Cooper	140	74	75	289	190.00
10	Byron Nelson	146	70	74	290	170.00
T11	Victor Ghezzi	145	72	74	291	115.00
T11	E. Harrison	146	75	70	291	115.00
T11	Jimmy Hines	141	77	73	291	115.00
T11	Felix Serafin	141	73	77	291	115.00
T15	Johnny Bulla	139	80	73	292	26.67
T15	Paul Runyan	145	75	72	292	26.67
T15	Lloyd Mangrum	143	76	73	292	26.66
T15	Skip Alexander	145	76	71	292	

1940 Greater Greensboro Open

Starmount Forest Country Club/Sedgefield Country Club

POS	PLAYER	RND 1	RND 2	RND 3	TOTAL	EARNINGS
1	Ben Hogan	137	66	67	270	1,200.00
2	Craig Wood	142	68	69	279	750.00
T3	Ralph Guldahl	140	73	67	280	412.50
T3	Byron Nelson	144	68	68	280	412.50
T3	Johnny Revolta	144	68	68	280	412.50
T3	Paul Runyan	145	66	69	280	412.50
T7	Johnny Bulla	142	71	71	284	230.00
T7	Herman Keiser	146	69	69	284	230.00
T7	Ky Laffoon	144	70	70	284	230.00
T10	Clayton Heafner	145	71	69	285	143.34
T10	Gene Sarazen	140	74	71	285	143.34
T10	Ed Oliver	145	69	71	285	143.33
13	Frank Walsh	146	72	68	286	110.80
14	Dick Metz	150	67	70	287	90.00
T15	Harry Cooper	152	69	67	288	40.00
T15	Horton Smith	148	71	69	288	40.00
17	Chandler Harper	146	73	70	289	60.00
18	Charles Farlow	152	67	73	292	50.00
T19	Rut Coffey	152	70	72	294	35.00
T19	Jack Helms	146	76	72	294	35.00
21	Dugan Aycock	151	72	72	295	20.00

1941 Greater Greensboro Open

Starmount Forest Country Club/Sedgefield Country Club

POS	PLAYER	RND 1	RND 2	RND 3	TOTAL	EARNINGS
1	Byron Nelson	136	70	70	276	1,200.00
2	Victor Ghezzi	139	71	68	278	750.00
T3	Johnny Bulla	137	71	72	280	500.00
T3	Ralph Guldahl	139	71	70	280	500.00
T5	Ben Hogan	135	73	74	282	325.00
T5	Lawson Little	144	71	67	282	325.00
7	Craig Wood	141	70	75	286	270.00
8	Sam Snead	142	74	71	287	230.00
9	Sam Byrd	143	74	71	288	190.00
10	Henry Poe	141	76	72	289	170.00
T11	Jimmy Hines	145	73	72	290	123.33
T11	Johnny Palmer	144	72	74	290	123.33
T11	Jimmy Thomson	142	73	75	290	123.33
T14	Paul Runyan	141	78	72	291	85.00
T14	Felix Serafin	145	73	73	291	85.00
T16	Tony Manero	144	77	71	292	
T16	Lloyd Mangrum	147	75	70	292	
T16	Jimmy McHale	143	73	76	292	
T16	Rod Munday	140	76	76	292	
T16	Sam Parks	149	73	70	292	

1942 Greater Greensboro Open

Starmount Forest Country Club/Sedgefield Country Club

POS	PLAYER	RND 1	RND 2	RND 3	TOTAL	EARNINGS
1	Sam Byrd	136	75	68	279	1,000.00
T2	Ben Hogan	143	70	68	281	650.00
T2	Lloyd Mangrum	143	69	69	281	650.00
T4	Clayton Heafner	143	69	70	282	412.50
T4	Byron Nelson	140	68	74	282	412.50
6	Lawson Little	139	71	73	283	300.00
T7	Ray Mangrum	141	71	72	284	208.33
T7	Sam Snead	141	71	72	284	208.33
T7	Jimmy Thomson	136	74	74	284	208.33
T10	Willie Goggin	142	73	70	285	125.00
T10	Ben Loving	139	71	75	285	125.00
T10	Horton Smith	146	70	69	285	125.00
T13	Jimmy Hines	141	71	74	286	92.50
T13	Rod Munday	137	77	72	286	92.50
T15	Henry Picard	142	75	70	287	82.50
T15	Paul Runyan	140	75	72	287	82.50
17	Sam Parks	150	70	68	288	75.00
T18	Chandler Harper	139	76	74	289	57.50
T18	Gene Sarazen	145	73	71	289	57.50
T18	Denny Shute	144	70	75	289	57.50
T18	Sam Bates	143	71	75	289	

1943 & 1944: No tournaments due to World War II

1945 Greater Greensboro Open

Starmount Forest Country Club

POS	PLAYER	TOTAL	EARNINGS
1	Byron Nelson		1,333.00
2	Sam Byrd		933.00
3	Johnny Revolta		733.00
4	Jimmy Hines		600.00
5	Craig Wood		466.00
6	Sam Snead		400.00
7	Orville White		360.00
8	Jim Gauntt		306.00
T9	Mike Turnesa		240.00
T9	Joe Zarhardt		240.00
11	Harold McSpaden		186.00
12	Toney Penna		160.00
13	Leonard Dodson		146.00
14	Joe Taylor		120.00
15	George Payton		106.00
T16	Willie Goggin		66.00
T16	Chick Rutan		66.00
18	Armand Farina		66.00
T19	Ky Laffoon		66.00
T19	George Low		66.00

1946 Greater Greensboro Open

Sedgefield Country Club

POS	PLAYER	TOTAL	EARNINGS
1	Sam Snead		1,500.00
2	Herman Keiser	276	1,000.00
3	Lloyd Mangrum		750.00
T4	Jimmy Demaret		550.00
T4	Jim Ferrier		550.00
T6	Chandler Harper		383.33
T6	Clayton Heafner		383.33
T6	Orville White		383.33
9	Victor Ghezzi		300.00
T10	Leland Gibson		245.00
T10	George Schneiter		245.00
T12	Herman Barron		167.50
T12	Bob Hamilton		167.50
T12	Ray Mangrum		167.50
T12	Al Smith		167.50
T16	Henry Ransom		120.00
T16	Frank Strazza		120.00
T18	Leonard Dodson		50.00
T18	Lawson Little		50.00
T18	Johnny Palmer		
T18	Toney Penna		50.00
T18	Harry Todd		50.00
T23	Ralph Blomquist		
T23	Thurman Edwards		
T23	Gene Kunes		
T23	Johnny Revolta		
T23	Frank Stranahan		
T28	Johnny Bulla		
T28	Pete Cooper		
T28	Joe Zarhardt		

1947 Greater Greensboro Open

Starmount Forest Country Club

POS	PLAYER	TOTAL	EARNINGS
1	Victor Ghezzi		2,000.00
2	Frank Stranahan - a		
T3	Bill Nary		1,200.00
T3	Johnny Palmer		1,200.00
T5	Ed Furgol		750.00
T5	Jim Turnesa		750.00
7	Jimmy Demaret		600.00
T8	Herman Barron		450.00
T8	Chick Harbert		450.00
T8	Al Smith		450.00
T8	Dick Chapman - a		
T12	Bob Hamilton		282.50
T12	E. Harrison		282.50
T12	Henry Ransom		282.50
T12	Ellsworth Vines		282.50
T16	Jim Ferrier		167.50
T16	Chandler Harper		167.50
T16	Herman Keiser		167.50
T16	Lloyd Mangrum		167.50
T20	Charles Farlow		70.00
T20	George Fazio		70.00
T20	Fred Haas		70.00
T20	Clayton Heafner		70.00
T20	Lew Worsham		70.00

1948 Greater Greensboro Open

Sedgefield Country Club

POS	PLAYER	RND 1	RND 2	RND 3	RND 4	TOTAL	EARNINGS
1	Lloyd Mangrum	70	66	69	73	278	2,000.00
2	Lew Worsham	70	71	68	70	279	1,400.00
3	Herman Keiser	71	69	70	71	281	1,000.00
4	Johnny Palmer	70	72	69	71	282	800.00
T5	Jim Ferrier	74	68	70	72	284	650.00
T5	Bob Hamilton	72	68	72	72	284	650.00
T7	Jimmy Demaret	69	72	72	72	285	475.00
T7	Bill Nary	71	72	69	73	285	475.00
T9	Skip Alexander	68	70	73	75	286	375.00
T9	Johnny Revolta	72	72	69	73	286	375.00
11	Dick Metz	70	74	73	70	287	300.00
T12	Marty Furgol	69	72	70	77	288	240.00
T12	Joe Zarhardt	72	73	73	70	288	240.00
T14	Dave Douglas	70	73	72	74	289	180.00
T14	Toney Penna	72	75	73	69	289	180.00
T16	George Fazio	69	71	74	76	290	132.00
T16	Otto Greiner	70	75	74	71	290	132.00
T16	Clayton Heafner	68	70	73	79	290	132.00
T16	Jimmy Thomson	71	71	77	71	290	132.00
T16	Ellsworth Vines	70	69	74	77	290	132.00
T21	Dick Chapman - a	77	70	70	74	291	
T21	Pete Cooper	71	76	69	75	291	
T21	Ed Furgol	74	72	75	70	291	
T21	Fred Hawkins	74	72	70	75	291	
T21	Lawson Little	73	71	71	76	291	
T21	Sam Snead	72	72	71	76	291	
T27	Errie Ball	74	72	73	73	292	
T27	Dick Govern	73	75	75	69	292	
T27	Frank Stranahan - a	72	73	69	78	292	
T30	Chandler Harper	75	70	73	75	293	
T30	Eric Monti	72	74	76	71	293	
T30	Al Smith	73	72	70	78	293	
T30	Joe Taylor	74	75	70	74	293	
T34	Charles Farlow	72	71	78	73	294	
T34	Cary Middlecoff	70	74	74	76	294	
T34	Denny Shute	73	74	72	75	294	
T34	Horton Smith	74	69	75	76	294	
T38	Thurman Edwards	74	72	74	75	295	
T38	Chick Harbert	74	73	74	74	295	
T38	Jim Milward	67	76	74	78	295	
T41	George Bolesta	74	73	76	73	296	
T41	Ralph Guldahl	73	76	74	73	296	
T41	Henry Ransom	77	68	71	80	296	
44	Bob Gray, Jr.	74	73	74	77	298	
T45	Art Clark	75	73	74	77	299	
T45	Wysol Spencer - a	74	72	77	76	299	
47	C. Harper, Jr.	76	71	80	73	300	
48	John Schoonmaker	74	76	75	76	301	
49	John Teal	76	72	76	78	302	
50	Johnny Bulla	74	75	79	76	304	
51	Mike Pavella	73	76	76	80	305	
T52	Walter Cichon	75	72	80	79	306	
T52	Harold Oatman	73	75	81	77	306	
54	Grover Bullin	75	74	80	81	310	
WD	Victor Ghezzi	72	76	73		221	
WD	Ky Laffoon	73	75			148	
WD	Tony Manero	74	74			148	
WD	Jim Turnesa	75	73			148	
WD	Mike Dietz	75	76			151	
WD	Paul Hahn	79	72			151	
WD	George Schoux	75	76			151	
WD	Wally Simpson	75	76			151	
WD	Carl Beljan	81	71			152	

1949 Greater Greensboro Open

Starmount Forest Country Club

POS	PLAYER	RND 1	RND 2	RND 3	RND 4	TOTAL	EARNINGS
1	Sam Snead	68	69	69	70	276	2,000.00
2	Lloyd Mangrum	67	69	68	72	276	1,400.00
T3	Lew Worsham	72	68	71	67	278	1,000.00
T3	Frank Stranahan - a	66	69	73	70	278	
T5	Bobby Locke	69	68	69	73	279	750.00
T5	Dick Metz	68	68	71	72	279	750.00
T7	Johnny Palmer	67	71	72	70	280	560.00
T7	Glenn Teal	69	70	72	69	280	560.00
9	Clayton Heafner	73	65	74	69	281	440.00
T10	Jerry Barber	73	65	71	73	282	365.00
T10	Johnny Bulla	72	67	74	69	282	365.00
12	Jack Burke, Jr.	72	69	71	71	283	300.00
T13	Chick Harbert	70	70	70	74	284	240.00
T13	Cary Middlecoff	68	72	74	70	284	240.00
T13	Jim Turnesa	71	72	71	70	284	240.00
T16	George Schneiter	70	67	76	73	286	165.00
T16	Al Smith	73	72	70	71	286	165.00
T18	Ted Kroll	69	70	76	72	287	125.00
T18	Johnny Revolta	70	72	73	72	287	125.00
20	Otto Greiner	71	74	75	68	288	110.00
T21	Milon Marusic	71	74	72	72	289	100.00
T21	Skee Riegel - a	71	73	74	71	289	
T23	Jim Ferrier	76	70	74	70	290	
T23	Ed Furgol	74	70	74	72	290	
T23	Henry Ransom	71	70	75	74	290	
T23	Buck White	71	74	71	74	290	
T27	Pete Cooper	73	71	73	74	291	
T27	Doug Ford - a	71	70	78	72	291	
T29	Marty Furgol	73	72	72	75	292	
T29	Fred Hawkins	70	73	75	74	292	
T29	Bill Nary	73	70	72	77	292	
T29	Wally Ulrich	70	75	75	72	292	
T33	Charles Farlow	75	71	71	76	293	
T33	Jack Garrett	73	75	71	74	293	
T33	Joe Zarhardt	75	72	73	73	293	
T36	Errie Ball	76	69	74	75	294	
T36	Ned Cooper	70	73	78	73	294	
38	Skip Alexander	74	72	75	76	297	
39	Carl Beljan	72	76	73	79	300	
40	Clarence Owens	73	74	76	79	302	
41	Palmer Maples	77	73	80	74	304	
42	Jim Gantz	74	75	79	82	310	
WD	Victor Ghezzi	72	72	74		218	
WD	Jimmy Thomson	73	71	75		219	
WD	Dale Andreason	75	70	75		220	
WD	Dave Douglas	75	72	73		220	
WD	Buck Luce	72	71	77		220	
WD	Mike Pavella	74	76	79		229	
WD	Lawson Little	70	73			143	
WD	Toby Lyons	72	71			143	
WD	Eric Monti	72	71			143	
WD	Bob Hamilton	73	72			145	
WD	Jim Milward	71	77			148	
WD	Ted Neist	73	75			148	
WD	Orville White	71	77			148	
WD	E. Harrison	73	76			149	
WD	Ellsworth Vines	73	76			149	
WD	Joe Taylor	76	74			150	

1950 Greater Greensboro Open

Sedgefield Country Club

POS	PLAYER	RND 1	RND 2	RND 3	RND 4	TOTAL	EARNINGS
1	Sam Snead	66	70	66	67	269	2,000.00
2	Jimmy Demaret	70	72	71	66	279	1,400.00
3	Jim Turnesa	73	69	69	69	280	1,000.00
4	Johnny Palmer	70	70	76	65	281	800.00
5	Jack Burke, Jr.	69	72	69	72	282	700.00
T6	E. Harrison	73	66	74	71	284	560.00
T6	Glenn Teal	73	70	69	72	284	560.00
8	Bob Toski	73	72	73	68	286	440.00
9	Clayton Heafner	67	74	73	73	287	390.00
T10	Jim Ferrier	75	70	74	69	288	287.50
T10	Leland Gibson	77	70	71	70	288	287.50
T10	Ted Kroll	75	71	74	68	288	287.50
T10	Felice Torza	71	74	74	69	288	287.50
T14	Jimmy Clark	70	76	71	72	289	158.00
T14	Max Evans	72	73	73	71	289	158.00
T14	Doug Ford	71	73	71	74	289	158.00
T14	Chick Harbert	72	72	72	73	289	158.00
T14	Paul O'Leary	68	77	74	70	289	158.00
T19	Chandler Harper	70	70	76	74	290	70.00
T19	Henry Ransom	70	73	71	76	290	70.00
T19	Horton Smith	73	75	73	69	290	70.00
T22	Tommy Bolt	72	74	72	73	291	
T22	Ed Furgol	73	73	71	74	291	
T22	Stanley Horne	75	69	77	70	291	
T22	Lawson Little	76	72	73	70	291	
T22	Lloyd Mangrum	70	77	74	70	291	
T22	Milon Marusic	69	76	74	72	291	
T28	Pete Cooper	73	74	75	70	292	
T28	Roberto De Vicenzo	74	74	73	71	292	
T28	Elroy Marti, Sr.	72	73	74	73	292	
T28	Lew Worsham	72	71	75	74	292	
T32	P. Boatwright - a	74	71	75	73	293	
T32	Eddie Foy	76	71	72	74	293	
T32	Bob Gajda	73	72	76	72	293	
T32	Bill Nary	74	71	74	74	293	
T32	Art Wall	71	71	76	75	293	
T32	Joe Zarhardt	73	74	72	74	293	
T38	Dave Douglas	74	71	76	73	294	
T38	Jim Milward	73	76	74	71	294	
T38	Frank Stranahan - a	73	72	74	75	294	
T38	Wally Ulrich	72	72	75	75	294	
42	Ted Neist	72	74	78	71	295	
T43	Errie Ball	77	72	77	71	297	
T43	Jackson Bradley	77	72	72	76	297	
T43	Bob Gray, Jr.	73	70	76	78	297	
T46	Skip Alexander	69	76	81	72	298	
T46	Joe Kirkwood	74	74	76	74	298	
T46	Harvie Ward, Jr. - a	74	77	77	70	298	
T49	Edmund Burke	71	76	75	77	299	
T49	Ned Cooper	71	77	75	76	299	
51	Buck White	73	76	75	76	300	
T52	Jerry Barber	75	74	73	79	301	
T52	Gene Webb	79	70	76	76	301	
T54	Dick Chapman - a	78	76	76	73	303	
T54	Bill Davis	77	72	76	78	303	
56	Dick Borthwick	75	74	81	74	304	
57	Larry Dempsey	73	72	82	78	305	
58	Stan Dudas	76	73	80	78	307	
WD	George Fazio	69	74	78		221	
WD	Al Besselink	74	73	75		222	
WD	Bob Hamilton	71	76	76		223	

1951 Greater Greensboro Open

Starmount Forest Country Club

POS	PLAYER	RND 1	RND 2	RND 3	RND 4	TOTAL	EARNINGS
1	Art Doering	70	71	68	70	279	2,000.00
2	Jim Ferrier	71	74	72	67	284	1,400.00
3	Sam Snead	71	78	70	66	285	1,000.00
T4	Jack Burke, Jr.	74	72	67	73	286	700.00
T4	Roberto De Vicenzo	74	72	69	71	286	700.00
T4	Earl Stewart	74	72	72	68	286	700.00
7	Marty Furgol	68	76	72	72	288	520.00
T8	Jack Shields	77	69	69	74	289	415.00
T8	Lew Worsham	75	70	73	71	289	415.00
10	Jimmy Clark	77	73	70	70	290	340.00
T11	Al Brosch	75	72	72	73	292	285.00
T11	Lloyd Mangrum	77	72	71	72	292	285.00
T13	Johnny Bulla	73	72	72	76	293	182.00
T13	Gene Kunes	73	78	72	70	293	182.00
T13	Jim Milward	70	78	70	75	293	182.00
T13	Johnny Palmer	74	75	70	74	293	182.00
T13	Glenn Teal	74	72	75	72	293	182.00
T18	Clayton Heafner	73	74	76	71	294	110.00
T18	Johnny Revolta	72	75	73	74	294	110.00
T18	George Stuhler	77	71	77	69	294	110.00
T18	Hobart Manley, Jr. - a	74	75	68	77	294	
T22	Jerry Barber	77	72	72	74	295	
T22	Bob Toski	73	73	71	78	295	
T24	Ed Furgol	76	72	75	73	296	
T24	Milon Marusic	74	77	71	74	296	
T24	Harvie Ward, Jr. - a	73	75	73	75	296	
T27	Max Evans	74	74	72	77	297	
T27	Shelley Mayfield	75	76	74	72	297	
T27	Toney Penna	71	78	73	75	297	
T27	Jim Turnesa	75	73	75	74	297	
T31	Doug Ford	80	72	71	75	298	
T31	Lawson Little	74	77	73	74	298	
T33	Harry Griesmer	77	74	77	71	299	
T33	Mike Homa	73	80	69	77	299	
T33	Ansel Snow	78	74	74	73	299	
T36	Jay Hebert	74	72	81	74	301	
T36	Marshall Springer	76	75	72	78	301	
T38	Stanley Horne	79	74	73	77	303	
T38	Joe Zarhardt	74	74	76	79	303	
T40	Steve Doctor	76	76	75	77	304	
T40	Connie Sellers - a	75	77	78	74	304	
42	Ollie Kay - a	75	73	78	79	305	
T43	Jim Gantz	78	75	76	77	306	
T43	Harold Paddock - a	77	77	75	77	306	
T43	Art Wall	77	77	70	82	306	
T46	Joe Cheves	74	80	79	74	307	
T46	Charles Farlow	75	79	76	77	307	
T46	Al Smith	76	77	73	81	307	
49	Bob Gray, Jr.	76	76	76	80	308	
50	Russ Sherba	77	73	78	81	309	
WD	Victor Ghezzi	74	78	73		225	
WD	Bob Duden	74	76	77		227	
WD	Skee Riegel	73	75	79		227	
WD	Joe Thacker	78	76	73		227	
WD	Steve Blatnak	75	74	80		229	
WD	Charles Deaton	75	76	79		230	

1952 Greater Greensboro Open

Starmount Forest Country Club

POS	PLAYER	RND 1	RND 2	RND 3	RND 4	TOTAL	EARNINGS
1	Dave Douglas	73	64	71	69	277	2,000.00
2	Bobby Locke	70	68	70	70	278	1,400.00
T3	Jim Ferrier	70	69	71	69	279	846.67
T3	Ed Oliver	68	68	73	70	279	846.67
T3	Sam Snead	70	71	66	72	279	846.66
6	Art Wall	70	69	67	74	280	600.00
T7	Julius Boros	70	71	69	71	281	460.00
T7	Skee Riegel	67	73	69	72	281	460.00
9	Lew Worsham	70	75	68	69	282	360.00
T10	Milon Marusic	71	71	74	67	283	270.00
T10	Bob Toski	69	70	72	72	283	270.00
T12	Doug Ford	70	67	76	71	284	180.00
T12	Marty Furgol	69	73	69	73	284	180.00
T12	Joe Zarhardt	73	73	67	71	284	180.00
T15	Ted Kroll	72	67	74	72	285	140.00
T15	Dick Mayer	67	71	74	73	285	140.00
T15	Jim Turnesa	70	73	71	71	285	140.00
T18	Jimmy Clark	70	69	76	71	286	115.00
T18	Johnny Palmer	71	72	73	70	286	115.00
T20	Joe Kirkwood	70	73	71	73	287	95.00
T20	Al Zimmerman	71	74	70	72	287	95.00
22	Johnny Bulla	72	69	69	78	288	80.00
23	Max Evans	74	71	71	73	289	70.00
T24	Al Smith	72	78	69	71	290	55.00
T24	Earl Stewart	75	71	67	77	290	55.00
T24	Bo Wininger	69	71	75	75	290	
T27	Avery Beck	73	69	75	74	291	
T27	Frank Stranahan - a	71	75	70	75	291	
T29	Skip Alexander	77	69	75	71	292	
T29	Bob Gajda	74	70	73	75	292	
31	Jim Gantz	72	70	72	79	293	
32	Ansel Snow	75	72	73	78	298	
T33	Charles Farlow	75	74	77	73	299	
T33	John Whittle - a	74	72	76	77	299	
35	Herman Coelho	72	77	77	76	302	
36	Bud Kivett - a	71	78	78	76	303	
T37	Ernest Edwards	77	78	74	75	304	
T37	George Tutwiler	76	76	74	78	304	
T39	Frank Mulherin - a	78	72	79	77	306	
T39	Don Smith - a	73	77	78	78	306	
T41	Bill Morgan	81	74	78	74	307	
T41	Joe Steiger	78	77	71	81	307	
T41	Joe Worrell	72	74	81	80	307	
44	B. Isley - a	71	76	81	80	308	
T45	Jack Berry - a	79	76	76	78	309	
T45	H. Blair - a	75	80	80	74	309	
T45	Charles Deaton	80	76	76	77	309	
T45	Thurman Edwards	77	75	83	74	309	
T49	Mel McAdams	72	78	77	83	310	
T49	Jack Norman - a	78	77	79	76	310	
T51	Aubrey Apple	77	78	78	78	311	
T51	Bill Souter	78	78	75	80	311	
T51	L. Vance	79	77	75	80	311	
54	Grant Bennett	79	79	75	80	313	
55	Dugan Aycock	80	78	79	77	314	
T56	George Corcoran	74	80	80	81	315	
T56	Purvis Ferree	79	77	79	80	315	
58	Willard Gourley, Jr. - a	73	81	85	82	321	
59	Newell Baker	83	86	80	81	330	
WD	Chandler Harper	73	68	71		212	
WD	Bill Nary	70	73	75		218	
WD	Eddie Dodson	75	69	77		221	
WD	Otto Greiner	73	76	74		223	
WD	Harry Welch - a	76	77	83		236	

1953 Greater Greensboro Open

Sedgefield Country Club

POS	PLAYER	RND 1	RND 2	RND 3	RND 4	TOTAL	EARNINGS
1	Earl Stewart	70	68	69	68	275	2,000.00
2	Sam Snead	67	66	73	69	275	1,400.00
3	Doug Ford	70	66	69	70	275	1,000.00
4	Art Wall	70	67	68	70	275	800.00
5	Skee Riegel	69	68	71	70	278	700.00
6	Ed Oliver	68	67	74	70	279	600.00
7	Julius Boros	73	69	69	69	280	520.00
8	Frank Stranahan - a	69	69	71	72	281	
T9	Jimmy Clark	71	70	69	72	282	390.00
T9	Jay Hebert	73	69	71	69	282	390.00
T9	Joe Zarhardt	71	68	71	72	282	390.00
12	Mike Homa	69	71	74	69	283	300.00
T13	Marty Furgol	74	71	68	71	284	255.00
T13	Fred Wampler	69	68	77	70	284	255.00
T15	Al Besselink	72	69	73	71	285	195.00
T15	Al Smith	69	73	70	73	285	195.00
T17	Dave Douglas	72	70	71	73	286	127.50
T17	Max Evans	73	71	72	70	286	127.50
T17	Chandler Harper	71	71	73	71	286	127.50
T17	Fred Hawkins	71	68	75	72	286	127.50
T21	Jim Turnesa	71	70	73	73	287	100.00
T21	Wally Ulrich	73	71	74	69	287	100.00
T23	Jack Kay	74	68	73	73	288	
T23	Ralph Yankee	74	70	72	72	288	
T25	Bill Ogden	69	71	76	73	289	
T25	Johnny Palmer	74	70	72	73	289	
T25	Bo Wininger	70	71	75	73	289	
T28	Tommy Bolt	75	65	77	73	290	
T28	Joe Cheves	72	72	72	74	290	
T28	Thurman Edwards	69	72	76	73	290	
T28	Billy Patton - a	74	72	75	69	290	
T32	Jim Ferrier	71	73	72	75	291	
T32	Denny Shute	76	71	74	70	291	
T34	Johnny Bulla	70	73	71	78	292	
T34	Walker Inman	73	73	73	73	292	
T34	Mike Krak	72	71	77	72	292	
T34	Milon Marusic	69	72	74	77	292	
T34	Mike Souchak	74	74	75	69	292	
T39	Dick Chapman - a	73	71	75	74	293	
T39	Charles Farlow	76	73	70	74	293	
T39	Roy McKenzie	75	72	74	72	293	
T39	John Schoonmaker	76	69	74	74	293	
T43	Bill Black	76	72	71	75	294	
T43	Shelley Mayfield	72	73	72	77	294	
T43	Harold Paddock	72	71	76	75	294	
T43	Jack Shields	75	71	73	75	294	
T47	Monte Norcross	71	73	75	76	295	
T47	Ansel Snow	74	72	71	78	295	
T49	Avery Beck	76	68	79	73	296	
T49	John Dorn	73	76	74	73	296	
T49	Furman Hayes	74	71	75	76	296	
T49	Matt Moore	74	73	75	74	296	
T49	John Serafin	76	74	72	74	296	
T49	Horton Smith	68	75	72	81	296	
55	Billy Capps	75	69	75	78	297	
56	Tony Barkovich	76	71	76	75	298	
T57	Bob Carmen	70	73	78	78	299	
T57	Ben Goodes - a	72	78	73	76	299	
T57	Ed Gravely - a	75	75	73	76	299	
60	Jerry Barber	80	69	74	77	300	
T61	Bud Hale	77	72	76	76	301	
T61	Leon Pounders	73	74	78	76	301	
T61	Jim Simpson	71	73	80	77	301	
T64	Mel McAdams	77	72	78	77	304	
T64	Hans Merrell	72	75	77	80	304	
T66	Ed Barnes - a	77	73	77	78	305	
T66	Jack Norman - a	74	71	80	80	305	
T68	Dugan Aycock	80	73	77	76	306	
T68	Bill Harvey - a	75	73	80	78	306	
T70	Grant Bennett	76	75	76	81	308	
T70	Sandy Young - a	76	74	84	74	308	
72	Grover Bullin	80	73	77	81	311	
73	Aubrey Apple	80	73	81	82	316	
WD	Al Zimmerman	74	70	77		221	
WD	Bob Watson	72	73	77		222	
WD	Bob Toski	73	75	77		225	
WD	Ted Kroll	72	75			147	
WD	Henry Castillo	75	74			149	
WD	Jim Chamblee	74	76			150	
WD	Purvis Ferree	74	78			152	
WD	Bill Morgan	76	79			155	

1954 Greater Greensboro Open

Starmount Forest Country Club

POS	PLAYER	RND 1	RND 2	RND 3	RND 4	TOTAL	EARNINGS
1	Doug Ford	71	69	73	70	283	2,000.00
2	Marty Furgol	72	74	67	70	283	1,400.00
T3	Bill Nary	71	71	74	68	284	900.00
T3	Sam Snead	71	69	73	71	284	900.00
T5	Jim Ferrier	73	70	71	72	286	650.00
T5	Bob Rosburg	67	74	70	75	286	650.00
T7	Bill Kerr	73	72	74	70	289	480.00
T7	Wally Ulrich	76	70	73	70	289	480.00
T9	Mike Dietz	74	72	74	70	290	343.34
T9	Rudy Horvath	67	77	73	73	290	343.33
T9	Herman Scharlau	74	72	70	74	290	343.33
T12	Ralph Blomquist	76	73	72	70	291	210.00
T12	Julius Boros	68	72	73	78	291	210.00
T12	Jimmy Clark	71	71	74	75	291	210.00
T12	Mike Homa	74	71	74	72	291	210.00
T12	Johnny Palmer	77	69	72	73	291	210.00
T17	Milon Marusic	70	75	73	74	292	76.67
T17	John Serafin	73	72	73	74	292	76.67
T17	Al Smith	74	70	76	72	292	76.67
T17	Mike Souchak	75	74	72	71	292	76.67
T17	George Fazio	77	71	73	71	292	76.66
T17	Ed Oliver	77	72	72	71	292	76.66
T23	Bob Inman	71	76	71	75	293	
T23	Art Wall	74	71	73	75	293	
T25	Mike Krak	74	71	74	75	294	
T25	Shelley Mayfield	72	74	75	73	294	
T27	Avery Beck	73	73	74	75	295	
T27	Mike Fetchick	76	72	75	72	295	
T27	Dow Finsterwald	76	74	70	75	295	
T27	Fred Hawkins	73	79	71	72	295	
T27	Arnold Koehler	73	74	78	70	295	
T27	Joe Zarhardt	72	76	74	73	295	
33	Bill Ogden	74	73	77	72	296	
34	Jack Kay	74	73	75	75	297	
34	Earl Stewart	77	73	76	71	297	
34	Fred Wampler	77	73	74	73	297	
T37	Leo Biagetti	77	75	74	72	298	
T37	Horton Smith	72	76	74	76	298	
T37	Ray Taylor - a	75	74	72	77	298	
T40	Aubrey Apple	76	77	73	73	299	
T40	Paul McGuire	71	74	79	75	299	
42	John Henrick	71	77	78	74	300	
T43	Charles Farlow	74	70	78	79	301	
T43	Gene Hamm	75	70	77	79	301	
T43	Sam Penecale	73	77	77	74	301	
T43	Connie Sellers - a	77	75	75	74	301	
T43	Dick Tiddy	76	75	76	74	301	
T43	Jim Turnesa	73	74	81	73	301	
T49	Bob Carmen	75	74	76	77	302	
T49	Ernie Fortner	78	74	75	75	302	
T49	Mel McAdams	78	76	77	71	302	
52	Max Evans	72	77	79	76	304	
53	Tony Kaczenski	74	76	76	79	305	
T54	Tom Case	73	79	78	76	306	
T54	Mac Main	78	72	75	81	306	
T54	John Ruedi	77	75	79	75	306	
T57	Thurman Edwards	77	78	75	78	308	
T57	Ben Goodes - a	75	77	77	79	308	
T57	George Spencer	73	78	77	80	308	
60	Wallace Palmer	73	74	80	82	309	
61	Bud Kivett - a	80	74	78	78	310	
62	Al Goodrich	79	77	78	77	311	
63	Bill Harvey - a	76	78	85	75	314	
T64	John Hendrickson - a	80	76	81	78	315	
T64	Ray Palmer - a	76	79	78	82	315	
66	H. Roy Martin - a	76	79	82	80	317	
67	Billy Delk - a	76	79	87	77	319	
68	R. Crocker - a	75	80	86	79	320	
69	Dugan Aycock	85	83	78	76	322	
T70	Newell Baker	83	83	86	79	331	
T70	James Overton	84	80	84	83	331	

1955 Greater Greensboro Open

Sedgefield Country Club

POS	PLAYER	RND 1	RND 2	RND 3	RND 4	TOTAL	EARNINGS
1	Sam Snead	68	67	69	69	273	2,200.00
T2	Julius Boros	68	67	69	70	274	1,335.00
T2	Art Wall	66	68	69	71	274	1,335.00
T4	Bob Rosburg	70	69	71	67	277	853.34
T4	Ted Kroll	68	69	70	70	277	853.33
T4	Billy Maxwell	70	70	68	69	277	853.33
T7	Jerry Barber	67	73	69	69	278	595.00
T7	Marty Furgol	69	73	68	68	278	595.00
T9	Mike Fetchick	68	73	72	69	282	415.00
T9	Ed Furgol	66	70	72	74	282	415.00
T9	Ed Oliver	70	68	73	71	282	415.00
T9	Mike Souchak	69	74	70	69	282	415.00
T13	Doug Higgins, Jr	71	72	73	67	283	253.34
T13	Leo Biagetti	72	71	68	72	283	253.33
T13	Jim Stamps	71	70	70	72	283	253.33
T16	Max Evans	70	73	71	71	285	190.00
T16	Doug Ford	69	71	72	73	285	190.00
T18	Jack Burke, Jr.	74	68	69	75	286	140.00
T18	Gardner Dickinson	69	74	70	73	286	140.00
T18	Dow Finsterwald	73	70	67	76	286	140.00
T18	Furman Hayes	71	71	71	73	286	140.00
T18	Bill Nary	69	74	71	72	286	140.00
T18	Frank Stranahan	68	73	68	77	286	140.00
T18	Peter Thomson	72	71	74	69	286	140.00
T25	Jack Fleck	72	72	71	72	287	25.00
T25	Frank King	72	72	71	72	287	25.00
T25	Johnny Palmer	73	75	70	69	287	25.00
T25	Fred Wampler	72	71	72	72	287	25.00
T25	Paul Harney	69	71	78	69	287	
T30	Mike Krak	71	71	76	70	288	
T30	Roy McKenzie	74	73	69	72	288	
T30	Al Mengert	74	70	70	74	288	
T33	Arnold Palmer	72	75	71	73	291	
T33	Wally Ulrich	74	70	74	73	291	
T35	Mike Homa	74	72	76	70	292	
T35	Bud Kivett - a	73	73	76	70	292	
T35	Ray Taylor - a	78	72	72	70	292	
T35	Fletcher Wall - a	70	76	73	73	292	
T39	Larry Dempsey - a	70	70	76	77	293	
T39	Buster Reed	77	72	73	71	293	
T39	Joe Zarhardt	77	71	75	70	293	
T42	Al Smith	72	73	75	74	294	
T42	Ansel Snow	72	70	75	77	294	
T44	Charles Farlow	74	69	73	79	295	
T44	Jim McNair	71	73	79	72	295	
T44	Matt Moore	74	73	73	75	295	
T44	Jim Turnesa	72	75	74	74	295	
T44	Buddy Weaver	74	72	74	75	295	
49	Steve Doctor	73	75	73	75	296	
T50	Dick Chapman - a	75	74	78	70	297	
T50	Harry Cooper	73	75	73	76	297	
T50	Bob Duden	76	70	77	74	297	
T50	Ben Goodes - a	74	75	73	75	297	
54	Dave Douglas	74	76	73	75	298	
55	Aubrey Apple	77	73	78	71	299	
56	Bob Keller	75	76	77	72	300	
57	Ivan Gantz	75	74	74	78	301	
58	William Deemer - a	73	76	77	76	302	
T59	Dan Archer	76	73	72	82	303	
T59	Harold Paddock	79	72	76	76	303	
T61	Purvis Ferree	73	76	79	76	304	
T61	Bill Harvey - a	72	79	76	77	304	
T63	Wayne Haley	76	74	81	74	305	
T63	Thorne Wood	73	77	74	81	305	
65	Mel McAdams	75	74	77	80	306	
T66	Ed Barnes - a	71	75	79	82	307	
T66	A. Dorsett, Jr. - a	74	76	79	78	307	
T66	Bob Kivlin	75	74	78	80	307	
69	James Overton	76	74	84	84	318	
WD	Frank Strafaci - a	74	74	73		221	
WD	George Berry	71	75	79		225	
WD	Dick Mayer	71	73			144	
WD	Johnny Bulla	78	73			151	
WD	Willie Hunter, Jr.	78	73			151	

1956 Greater Greensboro Open

Starmount Forest Country Club

POS	PLAYER	RND 1	RND 2	RND 3	RND 4	TOTAL	EARNINGS
1	Sam Snead	66	69	74	70	279	2,200.00
2	Fred Wampler	74	70	64	71	279	1,500.00
3	Doug Ford	70	70	71	70	281	1,170.00
4	Jim Turnesa	76	66	73	68	283	980.00
T5	Mike Fetchick	74	74	72	64	284	740.00
T5	Billy Maxwell	74	69	74	67	284	740.00
T5	Frank Stranahan	67	74	68	75	284	740.00
T8	Al Besselink	70	73	70	72	285	520.00
T8	John Knight	72	69	71	73	285	520.00
10	Bill Kerr	73	69	73	71	286	440.00
T11	Tommy Bolt	75	71	70	71	287	298.00
T11	Fred Hawkins	73	74	69	71	287	298.00
T11	Gerry Kesselring	74	69	67	77	287	298.00
T11	John Serafin	70	74	71	72	287	298.00
T11	Mike Souchak	74	73	71	69	287	298.00
T16	Billy Casper	68	73	69	78	288	190.00
T16	Dave Douglas	74	68	72	74	288	190.00
18	Jay Hebert	73	70	72	74	289	170.00
19	Larry Dempsey - a	73	74	73	70	290	
20	Bud Holscher	75	70	72	74	291	160.00
T21	Chuck Alexander	76	73	69	74	292	130.00
T21	George Bigham	72	72	72	76	292	130.00
T21	Charles Farlow	71	72	73	76	292	130.00
T21	Art Wall	72	73	73	74	292	130.00
T21	Orville White	74	70	73	75	292	130.00
T26	Wally Ulrich	74	71	74	74	293	50.00
T26	Joe Zarhardt	77	71	69	76	293	50.00
T26	Rod Funseth - a	77	72	76	68	293	
29	Jim Ferree	78	71	71	74	294	
30	Mike Homa	71	73	75	76	295	
T31	George Bayer	73	77	72	74	296	
T31	Billy Capps	75	72	70	79	296	
T31	Jimmy Clark	68	77	76	75	296	
T31	Henry Cotton	77	72	74	73	296	
T31	Art Doering	77	74	72	73	296	
T31	Bob Toski	77	75	69	75	296	
T37	Ernest Arend - a	75	77	72	73	297	
T37	Monte Sanders	75	72	76	74	297	
T37	Sam Urzetta	74	73	74	76	297	
T37	Don Whitt	73	75	72	77	297	
41	Al Smith	77	75	73	73	298	
T42	Avery Beck	78	75	74	72	299	
T42	Paul O'Leary	76	76	75	72	299	
T44	Purvis Ferree	79	71	77	73	300	
T44	Don Smith - a	73	74	75	78	300	
T44	Bill Williamson - a	77	71	73	79	300	
T47	Furman Hayes	74	74	75	78	301	
T47	James Sykes - a	75	78	75	73	301	
49	John Cleary	79	73	77	73	302	
T50	Wayne Haley	75	72	78	78	303	
T50	Jim Riggins	75	75	75	78	303	
T50	Aubrey Rothrock, Jr. - a	80	73	76	74	303	
T53	George Bernardin	78	75	75	76	304	
T53	Joe Correll - a	78	74	77	75	304	
T53	Wayne Jackson - a	70	75	81	78	304	
T56	Aubrey Apple	72	78	75	80	305	
T56	Bailey Glenn	75	78	74	78	305	
T56	Kirk Smith	81	73	77	74	305	
T56	Bill Stalls	75	76	77	77	305	
T60	Joe Cheves	80	73	73	80	306	
T60	Al Goodrich	77	75	75	79	306	
T60	Mac Main	79	76	74	77	306	
63	Carl Tharin	82	74	75	76	307	
64	Charles Jessup	79	75	77	77	308	
65	Pat Brady - a	78	74	79	78	309	
T66	Jack Norman - a	77	75	78	80	310	
T66	James Overton	78	77	78	77	310	
T66	Larry Taylor	78	75	75	82	310	
69	Newell Baker	83	82	76	73	314	
70	George Corcoran	80	80	77	79	316	
71	Dugan Aycock	81	78	82	81	322	
72	Bruce Mashburn	86	75	82	82	325	
WD	Bill Nary	72	75	77		224	
WD	George Preisinger	79	74	76		229	
WD	Ivan Gantz	76	74	80		230	
WD	Clyde King	78	77	80		235	
WD	Ernest Edwards	83	78	80		241	
WD	Severn White, Jr.	77	77			154	
WD	Ellis Maples	80	78			158	

1957 Greater Greensboro Open

Sedgefield Country Club

POS	PLAYER	RND 1	RND 2	RND 3	RND 4	TOTAL	EARNINGS
1	Stan Leonard	72	68	67	69	276	2,000.00
2	Mike Souchak	70	70	69	70	279	1,500.00
T3	Julius Boros	70	65	71	74	280	1,100.00
T3	Gary Player	71	68	68	73	280	1,100.00
5	Al Besselink	70	69	73	69	281	900.00
T6	Mike Fetchick	74	70	68	70	282	775.00
T6	Doug Ford	68	71	67	76	282	775.00
T8	Gardner Dickinson	70	69	73	72	284	600.00
T8	Lionel Hebert	71	72	71	70	284	600.00
T8	Dick Mayer	73	72	69	70	284	600.00
T8	Sam Snead	72	68	73	71	284	600.00
T8	Trevor Wilkes	71	68	72	73	284	600.00
T13	Avery Beck	73	71	69	72	285	400.00
T13	Marty Furgol	69	70	76	70	285	400.00
T13	Howie Johnson	74	65	73	73	285	400.00
T16	Ed Oliver	73	70	70	73	286	280.00
T16	Fred Wampler	71	71	70	74	286	280.00
T18	Charles Farlow	76	68	73	70	287	207.50
T18	Babe Lichardus	75	72	69	71	287	207.50
T18	Frank Stranahan	71	71	73	72	287	207.50
T18	Peter Thomson	71	73	71	72	287	207.50
T22	George Bigham	75	74	67	72	288	155.00
T22	Walker Inman	75	70	69	74	288	155.00
T22	Bill Nary	74	69	74	71	288	155.00
T22	Johnny Pott	75	72	72	69	288	155.00
T22	Bob Toski	71	72	72	73	288	155.00
T22	Art Wall	75	70	72	71	288	155.00
T28	Aubrey Apple	72	74	71	72	289	110.00
T28	Jim Ferree	72	67	76	74	289	110.00
T28	Thorne Wood	74	75	70	70	289	110.00
T31	Furman Hayes	76	73	69	73	291	
T31	Orville White	72	71	73	75	291	
T33	Jay Hebert	72	75	73	72	292	
T33	Bill Stalls	75	73	71	73	292	
T33	George Toms - a	74	72	72	74	292	
T33	Jim Turnesa	72	74	75	71	292	
T37	Don Fairfield	71	73	76	74	294	
T37	Tom Nieporte	75	73	75	71	294	
T37	Charles Prentice	73	74	74	73	294	
T37	Dave Ragan	75	72	72	75	294	
T37	Pat Schwab	79	71	71	73	294	
T37	Al Smith	73	74	72	75	294	
T37	Bill Trombley	72	75	74	73	294	
T37	Bert Weaver	75	72	77	70	294	
T45	Gene Coghill	76	70	75	74	295	
T45	Bailey Glenn	74	73	73	75	295	
T45	Willard Gourley, Jr. - a	69	75	73	78	295	
T45	Paul Harney	72	72	78	73	295	
T45	Bob Maxwell	70	72	79	74	295	
T45	Paul O'Leary	74	74	72	75	295	
T45	Ray Taylor - a	74	75	74	72	295	
52	Joe Cheves	74	74	74	74	296	
T53	John Cleary	73	73	76	75	297	
T53	Dave Thomas	73	71	77	76	297	
T53	Sandy Young - a	74	72	74	77	297	
T56	Bill Harvey - a	79	73	73	73	298	
T56	Joe Zarhardt	76	71	74	77	298	
T58	Larry Dempsey - a	71	74	75	79	299	
T58	Don Whitt	71	74	78	76	299	
60	Paul Kelly - a	75	75	73	78	301	
T61	Maurice Brackett	74	72	77	79	302	
T61	Wayne Haley	77	72	75	78	302	
T63	Bob Bierne - a	73	72	78	80	303	
T63	Bill Bisdorf	75	72	83	73	303	
T65	Chuck Alexander	78	71	75	80	304	
T65	John Schoonmaker	77	73	75	79	304	
67	Ed Barnes - a	77	75	82	73	307	
68	Marvin Nischan	74	73	81	80	308	
69	Mel McAdams	75	74	81	81	311	
70	H. Blair - a	75	77	82	82	316	
WD	Arnold Palmer	74	72	73		219	

1958 Greater Greensboro Open

Starmount Forest Country Club

POS	PLAYER	RND 1	RND 2	RND 3	RND 4	TOTAL	EARNINGS
1	Bob Goalby	71	69	69	66	275	2,000.00
T2	Dow Finsterwald	70	69	68	70	277	1,080.00
T2	Don January	73	69	71	64	277	1,080.00
T2	Tony Lema	69	69	70	69	277	1,080.00
T2	Sam Snead	70	69	66	72	277	1,080.00
T2	Art Wall	70	69	71	67	277	1,080.00
T7	Al Balding	68	68	72	70	278	700.00
T7	Gary Player	70	70	69	69	278	700.00
T7	Mike Souchak	78	66	68	66	278	700.00
T10	Doug Ford	70	71	70	68	279	550.00
T10	Billy Maxwell	72	67	71	69	279	550.00
T10	Frank Phillips						550.00
T13	Jay Hebert	74	68	69	70	281	400.00
T13	Howie Johnson	72	68	69	72	281	400.00
T13	Jerry Magee	68	72	70	71	281	400.00
T16	Tommy Bolt	68	74	71	69	282	250.00
T16	Julius Boros	71	71	70	70	282	250.00
T16	Billy Casper	70	70	73	69	282	250.00
T16	Ken Venturi	71	71	68	72	282	250.00
T20	Paul Harney	73	69	73	68	283	195.00
T20	Dave Ragan	70	71	67	75	283	195.00
22	Jim Turnesa	70	74	70	70	284	180.00
23	Roberto De Vicenzo	73	69	71	72	285	170.00
T24	Marty Furgol	70	71	72	73	286	150.00
T24	Bob Keller	69	74	72	71	286	150.00
T24	Johnny Pott	68	73	70	75	286	150.00
T27	Jim Ferree	73	68	75	71	287	76.67
T27	Stan Leonard	71	72	73	71	287	76.67
T27	John McMullen	69	72	75	71	287	76.67
T27	Bert Weaver	72	74	70	71	287	76.67
T27	Mike Fetchick	70	75	70	72	287	76.66
T27	Bob Fretland	71	73	75	68	287	76.66
T33	Gene Bone	68	71	78	71	288	
T33	Tom Nieporte	71	75	71	71	288	
T33	Ed Oliver	71	73	72	72	288	
T33	Bob Wylie	70	76	70	72	288	
37	Bob Toski	71	70	72	76	289	
T38	Ron Nicol	73	73	73	71	290	
T38	Ed Whalley	71	71	73	75	290	
T38	Don Whitt	67	77	71	75	290	
T38	Joe Zarhardt	72	71	73	74	290	
T42	Don Fairfield	71	73	74	73	291	
T42	J.C. Goosie	73	74	72	72	291	
T42	Tommy Jacobs	73	74	67	77	291	
T42	Bill Webb	74	71	74	72	291	
T46	Bruce Crampton	69	74	74	76	293	
T46	Jack Lumpkin	74	72	74	73	293	
T46	Eddie Merrins	75	74	74	70	293	
T46	Al Smith	72	73	76	72	293	
T50	Larry Dempsey - a	77	74	72	71	294	
T50	John Eisinger - a	73	73	74	74	294	
T50	Ed Furgol	73	66	78	77	294	
T50	Bill Nary	71	72	73	78	294	
T54	Bill Harvey - a	72	71	78	74	295	
T54	Jim Lamb	74	73	73	75	295	
T54	John Ruedi	75	72	74	74	295	
T57	Tom Case	71	76	74	75	296	
T57	John Cleary	74	74	70	78	296	
T57	John Hughes - a	72	75	78	71	296	
T57	Don Smith - a	74	70	79	73	296	
T61	Chuck Alexander	69	75	77	76	297	
T61	Avery Beck	72	75	74	76	297	
T63	Ray Bouty	76	73	74	75	298	
T63	Wayne Haley	73	76	73	76	298	
65	Ben Goodes - a	72	78	74	75	299	
66	George Toms - a	75	74	77	75	301	
67	Ed Sweetman - a	73	80	77	72	302	
T68	Bill Collins	72	74	81	76	303	
T68	Purvis Ferree	72	77	80	74	303	
T68	R. Jordan - a	75	76	76	76	303	
71	Pat Brady - a	75	78	77	76	306	
T72	Bud Kivett - a	77	76	79	80	312	
T72	Ed Steere - a	79	74	80	79	312	

1959 Greater Greensboro Open

Starmount Forest Country Club

POS	PLAYER	RND 1	RND 2	RND 3	RND 4	TOTAL	EARNINGS
1	Dow Finsterwald	68	68	65	77	278	2,000.00
2	Art Wall	69	67	70	74	280	1,500.00
T3	Billy Casper	73	68	68	72	281	1,100.00
T3	Sam Snead	73	69	69	70	281	1,100.00
T5	Tom Nieporte	70	70	70	73	283	816.67
T5	Peter Thomson	71	70	68	74	283	816.67
T5	Billy Maxwell	67	71	70	75	283	816.66
T8	Mike Fetchick	66	67	72	79	284	650.00
T8	Doug Ford	69	71	74	70	284	650.00
T8	Frank Stranahan	71	70	69	74	284	650.00
T11	Bob Goetz	72	69	71	73	285	525.00
T11	Dick Mayer	71	72	67	75	285	525.00
13	Stan Leonard	68	68	71	79	286	450.00
T14	Jay Hebert	70	73	66	78	287	327.50
T14	Tony Lema						327.50
T14	Dave Thomas	69	70	71	77	287	327.50
T14	Ernie Vossler	70	71	71	75	287	327.50
T18	Mac Main	70	73	69	76	288	220.00
T18	Mike Souchak	75	73	69	71	288	220.00
T20	Bob Goalby	71	76	68	74	289	190.00
T20	Dick Knight	73	66	73	77	289	190.00
T20	Davis Love, Jr.	71	74	68	76	289	190.00
T23	George Bernardin	69	73	73	75	290	150.00
T23	Joe Campbell	68	73	69	80	290	150.00
T23	Charles Farlow	69	77	69	75	290	150.00
T23	Lionel Hebert	73	69	72	76	290	150.00
T23	Thorne Wood	73	66	71	80	290	150.00
T28	Bill Blanton	75	71	69	76	291	115.00
T28	Jim Turnesa	72	68	70	81	291	115.00
T30	Mike Homa	72	73	71	76	292	50.00
T30	Dick Tiddy	74	70	70	78	292	50.00
T30	Larry Beck - a	73	68	72	79	292	
33	Tom Case	74	73	73	73	293	
T34	Bruce Crampton	75	69	73	77	294	
T34	Ed Furgol	73	68	75	78	294	
T36	Gay Brewer	76	71	72	76	295	
T36	MacK Briggs	73	73	71	78	295	
T36	Wayne Haley	73	74	71	77	295	
T39	Bob Hill	72	71	69	84	296	
T39	Retief Waltman	73	75	70	78	296	
T41	Avery Beck	73	72	73	79	297	
T41	Furman Hayes	71	73	75	78	297	
T41	Al Smith	72	73	75	77	297	
44	Jim Ferree	73	71	77	77	298	
45	Bill Harvey - a	74	73	74	78	299	
T46	Hampton Auld	76	73	75	76	300	
T46	Charles Jessup	76	69	77	78	300	
48	Eddie Draper	72	73	72	84	301	
T49	Ben Goodes - a	73	75	75	79	302	
T49	Ed Langert	73	72	76	81	302	
T49	Charles Prentice	75	74	75	78	302	
T49	Alex Sutton	71	73	74	84	302	
53	Don Smith - a	75	75	73	80	303	
T54	Jerry Magee	75	72	76	81	304	
T54	Eddie Merrins	75	74	73	82	304	
T54	F. Miller	73	74	75	82	304	
T57	Joe Cheves	73	76	77	79	305	
T57	Ted Dorius	71	77	74	83	305	
59	John Eisinger - a	76	75	77	78	306	
60	Brad Anderson - a	81	70	76	81	308	
61	Ab Baker	77	72	77	83	309	
T62	Ron Reif	78	70	78	84	310	
T62	Ed Sweetman - a	72	78	76	84	310	
T64	Dick Clark	82	67	80	82	311	
T64	Bob Spence	72	73	84	82	311	
T64	Ed Steere - a	74	76	78	83	311	
67	Al Goodrich	72	72	80	88	312	
68	R. Bare - a	74	77	78	85	314	
69	Bob Bryant - a	75	76	79	92	322	
WD	Julius Boros	74	72	74		220	
WD	John Josephson - a	70	78	75		223	
WD	Bill Collins	74	71			145	
WD	Gary Player	77	72			149	

1960 Greater Greensboro Open

Starmount Forest Country Club

POS	PLAYER	RND 1	RND 2	RND 3	RND 4	TOTAL	EARNINGS
1	Sam Snead	68	66	67	69	270	2,800.00
2	Dow Finsterwald	67	67	70	68	272	1,900.00
3	Don Whitt	71	71	69	66	277	1,400.00
4	Len Woodward	67	70	70	71	278	1,200.00
5	Gary Player	70	68	72	69	279	1,100.00
T6	Billy Maxwell	72	69	71	68	280	950.00
T6	Mike Souchak	73	70	68	69	280	950.00
8	Mason Rudolph	71	70	70	70	281	850.00
T9	Bruce Crampton	74	68	73	67	282	775.00
T9	Doug Sanders	71	71	70	70	282	775.00
11	Kel Nagle	74	65	73	71	283	710.00
T12	Bob Goalby	69	66	75	74	284	650.00
T12	Dave Hill	71	75	65	73	284	650.00
T14	Gay Brewer	71	70	69	76	286	510.00
T14	Paul Farmer	71	69	75	71	286	510.00
T14	Harold Henning	75	70	74	67	286	510.00
T14	Gordon Jones	73	71	70	72	286	510.00
T14	Johnny Pott	70	72	73	71	286	510.00
19	Tom Nieporte	70	75	74	68	287	390.00
T20	Al Besselink	70	73	72	73	288	290.00
T20	Julius Boros	70	72	73	73	288	290.00
T20	Denis Hutchinson	74	72	69	73	288	290.00
T20	Stan Leonard	75	66	74	73	288	290.00
T20	Thorne Wood	66	72	76	74	288	290.00
T25	Ed Langert	71	73	71	74	289	190.00
T25	Mac Main	73	72	69	75	289	190.00
T27	J.C. Goosie	72	72	72	74	290	140.00
T27	Jerry Pittman	73	72	71	74	290	140.00
T27	John Ruedi	71	73	73	73	290	140.00
T30	Ed Myerson	74	75	70	72	291	33.34
T30	Charles Prentice	72	71	75	73	291	33.33
T30	Al Smith	77	69	69	76	291	33.33
T33	Joe Bullins	75	71	70	76	292	
T33	Tom Case	75	74	70	73	292	
T33	Jack Ellis	72	76	72	72	292	
T33	Jim Ferree	74	71	77	70	292	
T33	Bob Verwey	75	73	72	72	292	
T38	Brad Anderson - a	73	69	75	76	293	
T38	Al Balding	71	70	79	73	293	
T38	Miller Barber	74	70	76	73	293	
T41	Bob Adamson	73	73	72	76	294	
T41	Larry Mowry	74	75	71	74	294	
T41	Lee Raymond	74	73	74	73	294	
T44	Furman Hayes	74	75	72	74	295	
T44	Joe Maples	77	72	70	76	295	
T44	Dick Stranahan	74	70	80	71	295	
T47	Al Atkins	75	74	73	74	296	
T47	Hampton Auld	73	73	73	77	296	
T47	Bart Haltom	74	75	75	72	296	
T50	Chuck Alexander	75	74	74	74	297	
T50	Joe Cheves	74	74	72	77	297	
T50	Aaron Rice - a	76	69	73	79	297	
T53	Ken Campbell	72	73	73	80	298	
T53	Al Goodrich	74	75	74	75	298	
T53	Bill Harvey - a	77	74	72	75	298	
T53	Mike Homa	73	75	73	77	298	
T53	Tony Lema	71	77	76	74	298	
T53	Don Smith - a	73	71	74	80	298	
T59	Bob Bryant - a	75	71	69	84	299	
T59	Matt Moore	73	75	73	78	299	
T59	Hugh Royer	74	75	76	74	299	
T59	Ron Thomas - a	78	74	71	76	299	
T63	John Brodie	73	75	72	80	300	
T63	Don Cherry - a	74	74	76	76	300	
T63	Charles Leider	74	74	73	79	300	
T66	Bill Blanton	74	74	74	79	301	
T66	Paul Kelly	73	72	78	78	301	
T66	Dick Knight	80	66	78	77	301	
69	Tony Longo	76	73	76	80	305	
70	Ralph Campiano - a	77	76	77	76	306	
71	Bob Holt - a	76	78	82	76	312	
WD	Clyde Mangum - a	74	74			148	
DQ	Ben Goodes - a	79	75			154	

1961 Greater Greensboro Open

Sedgefield Country Club

POS	PLAYER	RND 1	RND 2	RND 3	RND 4	TOTAL	EARNINGS
1	Mike Souchak	70	68	69	69	276	3,200.00
2	Sam Snead	71	72	69	71	283	2,100.00
3	Billy Maxwell	69	69	71	75	284	1,650.00
T4	Stan Leonard	74	69	69	73	285	1,300.00
T4	Charles Sifford	68	72	70	75	285	1,300.00
6	Al Johnston	73	71	72	70	286	1,100.00
T7	Tommy Jacobs	73	71	72	71	287	975.00
T7	Peter Thomson	74	71	70	72	287	975.00
9	Len Woodward	77	72	69	70	288	900.00
T10	Gene Littler	71	71	74	73	289	800.00
T10	Doug Sanders	74	70	69	76	289	800.00
T10	Bert Weaver	73	71	73	72	289	800.00
T13	Jim Ferree	74	70	73	73	290	650.00
T13	Bob Shave, Jr.	71	74	70	75	290	650.00
T13	Bud Sullivan	71	72	70	77	290	650.00
T16	Al Atkins	75	73	71	72	291	480.00
T16	Gordon Jones	76	71	71	73	291	480.00
T16	Kel Nagle	72	71	72	76	291	480.00
T16	Dan Sikes	74	68	72	77	291	480.00
T16	Jerry Steelsmith	73	69	74	75	291	480.00
T21	MacK Briggs	72	73	73	75	293	345.00
T21	Bobby Nichols	73	74	72	74	293	345.00
T23	Don Massengale	71	70	75	78	294	285.00
T23	Bob Verwey	76	73	75	70	294	285.00
T23	Bill Harvey - a	70	75	74	75	294	
T26	Furman Hayes	72	72	76	75	295	225.00
T26	Gerald Sota	75	70	74	76	295	225.00
T28	Paul Kelly	73	76	71	76	296	146.67
T28	Tony Lema	74	77	75	70	296	146.67
T28	Bob Benning	78	69	74	75	296	146.66
T31	Avery Beck	71	77	76	73	297	25.00
T31	Jerry Magee	75	72	74	76	297	25.00
T31	Ron Reif	74	73	75	75	297	25.00
T31	Al Smith	75	74	73	75	297	25.00
T35	Bill Hoover	77	70	77	74	298	
T35	Harold Kneece	79	70	68	81	298	
T35	Chico Miartuz	78	71	73	76	298	
T35	Ron Thomas	77	71	77	73	298	
T39	Jimmy Clark	75	75	74	75	299	
T39	Dale Morey - a	77	73	76	73	299	
T41	Frank Phillips	74	76	74	76	300	
T41	Thorne Wood	75	78	74	73	300	
T43	Tom Case	79	71	74	77	301	
T43	Lawrence Cook	74	74	78	75	301	
T43	Mac Main	78	71	73	79	301	
T46	Moon Mullins	80	73	74	75	302	
T46	John Ruedi	79	73	73	77	302	
T48	Bob McCallister	79	74	71	79	303	
T48	Tom Nieporte	80	71	75	77	303	
T48	Charles Smith - a	73	74	77	79	303	
T51	Bailey Glenn	76	75	77	76	304	
T51	Al Goodrich	77	74	74	79	304	
T53	Bruce Crampton	75	75	77	78	305	
T53	Charles Farlow	77	74	77	77	305	
T53	Dean Refram	75	78	74	78	305	
56	Odell Massey	78	73	78	77	306	
T57	Gene Hamm	75	74	76	82	307	
T57	Lee Raymond	81	71	79	76	307	
59	John Hughes - a	81	72	77	80	310	
60	John Frillman	74	79	74	84	311	
61	Clint Toms - a	77	75	74	86	312	
62	Bob Spence	75	78	78	82	313	
63	Charles Jessup	81	72	82	82	317	
64	Al Johns - a	79	86	82	83	330	
65	Karlow Farrell - a	88	81	81	84	334	
66	John Norman - a	91	85	83	85	344	
DQ	Jon Gustin	75	73	69		217	
WD	Julius Boros	78	72	71		221	
DQ	Jerry Priddy	76	76	73		225	
WD	Roy Shreves	77	75	80		232	
WD	Ed Sweetman - a	84	78	75		237	
WD	Frank Garrett - a	82	81	77		240	

1962 Greater Greensboro Open

Sedgefield Country Club

POS	PLAYER	RND 1	RND 2	RND 3	RND 4	TOTAL	EARNINGS
1	Billy Casper	69	70	68	68	275	5,300.00
2	Mike Souchak	68	69	70	69	276	3,400.00
3	Sam Snead	70	72	67	69	278	2,200.00
4	Billy Maxwell	70	67	73	72	282	1,900.00
T5	Arnold Palmer	71	76	68	69	284	1,600.00
T5	Mason Rudolph	69	70	72	73	284	1,600.00
T7	Jim Ferrier	69	71	72	74	286	1,300.00
T7	Dave Marr	70	70	75	71	286	1,300.00
T7	Jack Nicklaus	70	72	74	70	286	1,300.00
T10	George Bayer	69	73	71	74	287	1,016.67
T10	Julius Boros	67	76	69	75	287	1,016.67
T10	Jerry Steelsmith	70	69	70	78	287	1,016.66
T13	Bob Bruno	69	74	72	73	288	806.00
T13	Bruce Crampton	72	68	72	76	288	806.00
T13	Billy Dunk	70	73	71	74	288	806.00
T13	Don Fairfield	69	74	70	75	288	806.00
T13	Kel Nagle	70	74	72	72	288	806.00
T18	Phil Rodgers	73	73	69	74	289	640.00
T18	Art Wall	72	72	71	74	289	640.00
T18	Bert Weaver	70	71	74	74	289	640.00
T21	Rex Baxter	68	72	77	73	290	540.00
T21	Frank Boynton	70	73	70	77	290	540.00
T21	Joe Campbell	74	74	72	70	290	540.00
T24	Dow Finsterwald	65	75	76	75	291	450.00
T24	Bob Goalby	73	75	71	72	291	450.00
T24	Bob Harrison	71	72	74	74	291	450.00
T27	Tommy Aaron	73	74	69	76	292	315.00
T27	Al Atkins	72	73	75	72	292	315.00
T27	Jim Campbell	73	71	77	71	292	315.00
T27	Bob Charles	70	74	71	77	292	315.00
T27	Al Geiberger	68	81	74	69	292	315.00
T27	Doug Sanders	72	74	72	74	292	315.00
T33	Harold Henning	71	70	76	76	293	210.00
T33	Jack Rule	72	72	73	76	293	210.00
T35	Jim Ferree	68	77	73	76	294	150.00
T35	Jon Gustin	73	76	71	74	294	150.00
T35	Wayne Haley	73	74	73	74	294	150.00
T35	Frank Phillips	73	75	73	73	294	150.00
39	Paul Bondeson	74	76	71	74	295	110.00
T40	Howie Johnson	73	79	71	73	296	55.00
T40	Dan Sikes	75	72	71	78	296	55.00
T42	Bruce Devlin	74	74	71	78	297	
T42	Bobby Nichols	74	75	71	77	297	
T42	Dean Refram	74	74	74	75	297	
T42	Charles Sifford	69	76	77	75	297	
T46	Bob Goetz	70	75	74	79	298	
T46	Harold Kneece	72	73	72	81	298	
T46	Mike Krak	74	75	74	75	298	
T46	Tom McFadden	72	79	73	74	298	
T46	Jimmy Powell	70	78	71	79	298	
T46	George Toms - a	75	76	70	77	298	
T52	Charles Farlow	73	76	75	75	299	
T52	Al Goodrich	74	76	73	76	299	
T52	Bob McCallister	72	75	74	78	299	
T52	Bob Shave, Jr.	76	73	74	76	299	
T52	Brian Wilkes	72	76	72	79	299	
T57	Billy Farrell	73	76	74	77	300	
T57	Bill Harvey - a	72	75	76	77	300	
T57	Lionel Hebert	73	77	74	76	300	
T57	Robert Loy - a	71	74	75	80	300	
T57	Ron Thomas	71	75	76	78	300	
T57	Ron Weber	73	75	75	77	300	
T63	Wade Briggs - a	71	77	75	78	301	
T63	Randy Glover	74	77	73	77	301	
T63	Pete Mazur	72	74	78	77	301	
T63	Bob Ross	74	71	78	78	301	
67	Al Johnston	68	80	75	80	303	
DQ	Dick Dunlap	74	77	72		223	

1963 Greater Greensboro Open

Sedgefield Country Club

POS	PLAYER	RND 1	RND 2	RND 3	RND 4	TOTAL	EARNINGS
1	Doug Sanders	68	65	68	69	270	5,500.00
2	Jimmy Clark	68	70	68	68	274	3,500.00
3	Kel Nagle	69	68	69	69	275	2,400.00
T4	Bob Charles	68	71	71	67	277	1,766.67
T4	Art Wall	70	71	68	68	277	1,766.67
T4	Harold Kneece	69	70	70	68	277	1,766.66
T7	Jack McGowan	72	70	68	68	278	1,400.00
T7	Gary Player	66	74	69	69	278	1,400.00
T7	Sam Snead	69	69	69	71	278	1,400.00
T10	Tommy Aaron	68	69	75	67	279	1,100.00
T10	Bob Goetz	71	68	70	70	279	1,100.00
T10	Dave Marr	69	67	72	71	279	1,100.00
T13	Lionel Hebert	67	72	69	72	280	875.00
T13	Stan Leonard	68	71	68	73	280	875.00
T13	Dick Mayer	69	68	72	71	280	875.00
T13	Phil Rodgers	71	69	70	70	280	875.00
17	Jerry Steelsmith	69	71	71	70	281	760.00
T18	Julius Boros	70	71	70	71	282	700.00
T18	Doug Ford	71	71	72	68	282	700.00
T20	Billy Casper	70	72	71	70	283	620.00
T20	Charles Sifford	73	69	70	71	283	620.00
T22	Miller Barber	71	68	75	70	284	545.00
T22	Dow Finsterwald	76	69	69	70	284	545.00
T24	Bruce Crampton	73	72	71	69	285	455.00
T24	Jim Ferrier	74	70	74	67	285	455.00
T24	Chi Chi Rodriguez	73	71	71	70	285	455.00
T24	Mike Souchak	69	70	71	75	285	455.00
T28	Don Fairfield	70	67	76	73	286	365.00
T28	Tony Lema	73	69	71	73	286	365.00
T30	Butch Baird	71	73	74	69	287	275.00
T30	Claude King	75	68	72	72	287	275.00
T30	Moon Mullins	75	66	71	75	287	275.00
T30	Len Woodward	70	73	70	74	287	275.00
T34	Jay Hebert	68	71	73	76	288	200.00
T34	Billy Maxwell	74	68	73	73	288	200.00
T36	Roger Ginsberg	71	71	75	72	289	143.34
T36	Ron Letellier	71	72	77	69	289	143.34
T36	Ted Ball	73	68	72	76	289	143.33
T36	Bob Harrison	71	73	72	73	289	143.33
T36	Charles Huckabs	71	74	72	72	289	143.33
T36	Davis Love, Jr.	69	71	73	76	289	143.33
T42	Tom Case	72	74	75	69	290	100.00
T42	Jim Ferree	79	67	71	73	290	100.00
T42	Allan Henning	72	74	73	71	290	100.00
T42	Al Kelley	72	71	72	75	290	100.00
46	Bob Goalby	70	74	74	73	291	
47	Robert Loy - a	73	72	76	71	292	
T48	George Bayer	73	72	72	76	293	
T48	Hal McCommas	71	72	73	77	293	
T48	Jerry Pittman	74	71	73	75	293	
T51	Brad Anderson	70	72	76	76	294	
T51	Gene Briggs	80	65	71	78	294	
T51	Pete Brown	72	71	75	76	294	
T54	Rod Funseth	72	71	76	76	295	
T54	Sonny Ridenhour	74	71	73	77	295	
T54	Joe Zarhardt	74	67	78	76	295	
T57	Howard Brown	76	70	74	76	296	
T57	Mac Main	74	72	75	75	296	
T57	Vincent Sullivan	73	73	73	77	296	
T60	Dick Howell	74	72	73	78	297	
T60	Jimmy Powell	71	74	75	77	297	
T60	Jim Stephens - a	74	73	76	74	297	
T60	Thorne Wood	72	72	78	75	297	
T64	Hampton Auld	69	76	79	75	299	
T64	Gary Floan	73	73	77	76	299	
T66	Bob Bryant - a	80	71	72	79	302	
T66	Archie Clark - a	75	76	71	80	302	
68	Allen Kaminsky	74	71	75	85	305	
WD	Joe Campbell	70	73	79		222	
WD	Billy Farrell	70	76	76	76	298	

1964 Greater Greensboro Open

Sedgefield Country Club

POS	PLAYER	RND 1	RND 2	RND 3	RND 4	TOTAL	EARNINGS
1	Julius Boros	68	70	73	66	277	6,600.00
2	Doug Sanders	73	70	66	68	277	3,800.00
3	Sam Snead	64	71	74	69	278	3,000.00
4	Jack Nicklaus	70	69	67	73	279	2,550.00
5	Al Geiberger	71	69	70	70	280	2,250.00
6	Ramon Sota	72	70	73	67	282	2,000.00
7	Mason Rudolph	72	71	69	71	283	1,800.00
T8	Billy Dunk	67	71	71	75	284	1,500.00
T8	Tommy Jacobs	73	70	69	72	284	1,500.00
T8	Gordon Jones	70	72	71	71	284	1,500.00
T11	Bobby Nichols	72	75	68	70	285	1,250.00
T11	Mike Souchak	75	71	71	68	285	1,250.00
T13	Gay Brewer	76	71	71	68	286	845.00
T13	Peter Butler	71	71	71	73	286	845.00
T13	Bruce Crampton	73	70	71	72	286	845.00
T13	Bob Gajda	71	71	73	71	286	845.00
T13	Al Johnston	69	71	69	77	286	845.00
T13	Gene Littler	69	73	74	70	286	845.00
T13	Dave Marr	72	69	75	70	286	845.00
T13	Arnold Palmer	70	75	70	71	286	845.00
T13	Chuck Rotar	72	70	73	71	286	845.00
T13	Charles Sifford	72	71	71	72	286	845.00
T23	Jim Ferree	73	73	72	69	287	637.50
T23	Bob Shave, Jr.	71	69	74	73	287	637.50
T25	Bob Charles	69	75	69	75	288	540.00
T25	Rod Funseth	69	74	72	73	288	540.00
T25	Dave Hill	74	70	70	74	288	540.00
T25	Billy Maxwell	69	73	75	71	288	540.00
T25	Dick Turner	74	69	71	74	288	540.00
T30	Avery Beck	74	72	70	73	289	412.50
T30	Billy Casper	72	70	75	72	289	412.50
T30	Doug Ford	71	76	72	70	289	412.50
T30	Larry Mowry	71	69	73	76	289	412.50
T34	Bob Goalby	75	71	71	73	290	300.00
T34	Charles Huckabs	73	72	72	73	290	300.00
T34	Bill Martindale	73	70	70	77	290	300.00
T34	Jack McGowan	74	73	73	70	290	300.00
T34	Bert Yancey	73	73	72	72	290	300.00
T39	Brad Anderson	71	76	74	71	292	60.72
T39	Pete Brown	76	70	75	71	292	60.72
T39	Bob McCallister	74	69	76	73	292	60.72
T39	George Bayer	67	75	75	75	292	60.71
T39	Larry Beck	76	70	73	73	292	60.71
T39	Don Fairfield	73	69	75	75	292	60.71
T39	Bill Ogden	71	76	71	74	292	60.71
T39	Bill Harvey - a	72	73	74	73	292	
T47	Jimmy Clark	73	74	73	73	293	
T47	Wilf Homenuik	70	77	69	77	293	
T47	Kel Nagle	75	71	73	74	293	
T47	Ken Still	72	73	72	76	293	
T51	Tommy Aaron	70	73	75	76	294	
T51	Al Besselink	71	73	78	72	294	
T51	Joe Cardenas	76	70	76	72	294	
T51	Tommy Morrow	72	73	73	76	294	
T51	Ed Rubis	73	70	78	73	294	
T56	Tom Case	72	74	73	76	295	
T56	Sonny Ridenhour	69	76	74	76	295	
T58	Joe Campbell	71	72	73	80	296	
T58	Norman Flynn	75	71	74	76	296	
T60	Sam Harvey	75	71	75	76	297	
T60	Dale Morey - a	76	75	74	72	297	
T60	Dean Refram	70	76	72	79	297	
63	Al Kelley	71	72	76	79	298	
64	Mike Fetchick	76	71	75	77	299	
65	Bob Bryant - a	74	73	78	75	300	
66	Robert Loy - a	81	71	78	76	306	
67	Jere Ayers - a	74	79	83	71	307	
68	Lester Kelly - a	75	75	77	81	308	
69	Bill Hall - a	78	86	80	76	320	
70	George Crews, Jr. - a	81	75	83	82	321	
71	A. Griffith - a	81	79	81	89	330	
WD	John Hughes - a	76	82	76		234	

1965 Greater Greensboro Open

Sedgefield Country Club

POS	PLAYER	RND 1	RND 2	RND 3	RND 4	TOTAL	EARNINGS
1	Sam Snead	68	69	68	68	273	11,000.00
T2	Jack McGowan	71	71	69	67	278	4,733.34
T2	Billy Casper	70	67	72	69	278	4,733.33
T2	Phil Rodgers	69	71	69	69	278	4,733.33
5	Labron Harris	70	70	67	72	279	3,200.00
6	Tony Lema	71	74	68	67	280	2,900.00
T7	Miller Barber	71	71	69	70	281	2,275.00
T7	Dan Sikes	71	70	71	69	281	2,275.00
T7	Glenn Stuart	71	73	70	67	281	2,275.00
T7	Bert Weaver	70	71	73	67	281	2,275.00
T11	Tommy Aaron	66	75	72	69	282	1,800.00
T11	Kel Nagle	71	71	71	69	282	1,800.00
T11	Bobby Nichols	70	72	70	70	282	1,800.00
T14	Bruce Devlin	72	70	69	72	283	1,450.00
T14	Jay Dolan	71	69	70	73	283	1,450.00
T14	Arnold Palmer	72	74	70	67	283	1,450.00
T14	Gary Player	73	72	72	66	283	1,450.00
T18	Dale Douglass	71	71	73	69	284	1,150.00
T18	Robert Zimmerman	72	73	72	67	284	1,150.00
T20	Jim Ferrier	74	72	73	66	285	900.00
T20	Rod Funseth	73	72	70	70	285	900.00
T20	Howie Johnson	71	67	77	70	285	900.00
T20	Harold Kneece	72	73	70	70	285	900.00
T20	Ken Still	71	73	70	71	285	900.00
T25	Rex Baxter	72	73	71	70	286	687.50
T25	Julius Boros	71	74	72	69	286	687.50
T25	Bernard Hunt	67	73	76	70	286	687.50
T25	Bob Johnson	72	72	70	72	286	687.50
T25	Gordon Jones	70	74	67	75	286	687.50
T25	Bob Verwey	70	75	69	72	286	687.50
T31	Avery Beck	73	70	74	70	287	575.00
T31	Ed Furgol	77	69	72	69	287	575.00
T31	Charles Sifford	74	71	67	75	287	575.00
T34	Claude King	73	73	72	70	288	500.00
T34	Bill Martindale	67	73	75	73	288	500.00
T34	Mike Souchak	70	72	73	73	288	500.00
T37	Larry Beck	72	73	77	67	289	362.50
T37	Joe Campbell	72	74	70	73	289	362.50
T37	Dow Finsterwald	71	74	74	70	289	362.50
T37	Tommy Jacobs	74	71	70	74	289	362.50
T37	Duff Lawrence	68	72	74	75	289	362.50
T37	Cobie Legrange	70	72	73	74	289	362.50
T37	Dick Mayer	76	70	73	70	289	362.50
T37	Mason Rudolph	74	70	74	71	289	362.50
T45	Don Cherry	71	69	76	74	290	240.00
T45	Gibby Gilbert	72	75	72	71	290	240.00
T45	Dave Marr	71	71	76	72	290	240.00
T48	Bruce Crampton	74	73	71	73	291	126.00
T48	Doug Ford	72	73	74	72	291	126.00
T48	Lionel Hebert	72	74	69	76	291	126.00
T48	Sonny Methvin	73	73	75	70	291	126.00
T48	Johnny Pott	71	74	72	74	291	126.00
T53	Jerry Barber	71	73	77	71	292	
T53	George Bayer	76	71	73	72	292	
T53	Peter Butler	72	76	72	72	292	
T53	Frank Wharton	73	72	73	74	292	
T53	Kermit Zarley	71	74	71	76	292	
T58	Bob Shave, Jr.	74	71	77	71	293	
T58	Don Stickney	74	72	76	71	293	
T60	Jack Burke, Jr.	72	74	74	74	294	
T60	Dave Hill	69	73	74	78	294	
T62	Jerry Pittman	71	77	75	72	295	
T62	Bob Reith	70	73	76	76	295	
64	Sonny Ridenhour	72	76	75	73	296	
T65	John Frillman	72	72	75	78	297	
T65	Tom Shaw	74	74	73	76	297	
67	Mike Fetchick	73	73	74	78	298	
T68	Hampton Auld	72	71	77	79	299	
T68	Tony Evans	73	75	75	76	299	
70	Bob Batdorff	71	77	75	77	300	
71	John Cook	70	77	80	74	301	
T72	Tommy Hall - a	73	75	79	77	304	
T72	Dick Lotz	72	74	75	83	304	
T72	Jim Mooney	70	72	80	82	304	
CUT	Al Besselink	77	81			158	
DQ	Dick Hendrickson	72	74			146	
DQ	Davis Love, Jr.	71	75			146	

1966 Greater Greensboro Open

Sedgefield Country Club

POS	PLAYER	RND 1	RND 2	RND 3	RND 4	TOTAL	EARNINGS
1	Doug Sanders	65	70	71	70	276	20,000.00
2	Tom Weiskopf	68	67	71	70	276	12,000.00
T3	Miller Barber	71	73	68	65	277	6,250.00
T3	Dave Ragan	69	68	70	70	277	6,250.00
5	Dave Marr	74	68	68	68	278	4,300.00
T6	Al Geiberger	66	70	73	70	279	3,433.34
T6	Arnold Palmer	71	71	68	69	279	3,433.33
T6	R.H. Sikes	68	69	68	74	279	3,433.33
T9	Howie Johnson	67	71	68	74	280	2,700.00
T9	Bobby Nichols	68	74	69	69	280	2,700.00
T11	Julius Boros	71	68	71	71	281	2,300.00
T11	Peter Butler	72	70	70	69	281	2,300.00
T13	Lionel Hebert	72	68	71	71	282	1,950.00
T13	Charles Sifford	70	71	72	69	282	1,950.00
T15	Bob Goalby	68	72	70	73	283	1,550.00
T15	Dave Hill	69	71	68	75	283	1,550.00
T15	Tony Lema	72	68	71	72	283	1,550.00
T15	Johnny Pott	73	72	69	69	283	1,550.00
T15	Phil Rodgers	70	74	72	67	283	1,550.00
T15	Dudley Wysong	74	69	69	71	283	1,550.00
T21	Dow Finsterwald	74	69	71	70	284	953.58
T21	George Bayer	71	70	70	73	284	953.57
T21	Frank Beard	69	71	74	70	284	953.57
T21	Al Besselink	74	67	69	74	284	953.57
T21	Bob Charles	73	73	66	72	284	953.57
T21	Jay Dolan	70	71	75	68	284	953.57
T21	Billy Farrell	72	70	74	68	284	953.57
T28	George Archer	70	71	69	75	285	700.00
T28	Joe Campbell	70	69	68	78	285	700.00
T28	Neil Coles	72	69	74	70	285	700.00
T28	Sam Snead	67	71	76	71	285	700.00
T28	Ken Still	73	67	72	73	285	700.00
T28	Terry Wilcox	68	70	74	73	285	700.00
T28	Bert Yancey	71	68	74	72	285	700.00
T35	Terry Dill	70	68	74	74	286	550.00
T35	Doug Ford	71	75	68	72	286	550.00
T35	Dick Mayer	71	69	76	70	286	550.00
T35	Bob McCallister	70	71	74	71	286	550.00
T35	Bob Rose	72	69	74	71	286	550.00
T40	Ken Folkes	75	72	69	71	287	418.75
T40	Lou Graham	73	68	75	71	287	418.75
T40	Kel Nagle	71	70	72	74	287	418.75
T40	Robert Zimmerman	73	71	72	71	287	418.75
T44	Don January	68	72	74	74	288	300.00
T44	Ken Towns	69	72	73	74	288	300.00
T46	Charles Coody	74	72	75	68	289	235.00
T46	Wilf Homenuik	72	73	77	67	289	235.00
T48	Harold Kneece	72	74	70	74	290	210.00
T48	Roy Pace	69	74	73	74	290	210.00
T48	Steve Spray	73	71	74	72	290	210.00
T51	Pete Brown	74	72	72	73	291	
T51	Randy Glover	71	70	78	72	291	
T51	Bernard Hunt	72	75	73	71	291	
T51	Sonny Ridenhour	71	71	73	76	291	
T51	Frank Wharton	77	69	72	73	291	
T56	Wes Ellis	75	72	73	72	292	
T56	Steve Reid	68	69	76	79	292	
T58	Bill Harvey - a	70	71	75	78	294	
T58	Steve Oppermann	71	71	78	74	294	
T60	Al Kelley	77	69	73	76	295	
T60	Dick Lytle	73	72	75	75	295	
T60	Tom Nieporte	73	74	72	76	295	
T60	Dave Stockton	76	70	77	72	295	
T60	Harold Williams	69	73	77	76	295	
T65	Gordon Jones	72	72	75	77	296	
T65	Larry Wood	76	70	73	77	296	
67	Larry Beck	75	72	76	75	298	
68	Jim Owen	76	71	76	80	303	
WD	Bruce Crampton	72	68	76		216	
WD	Rex Baxter	73	71	75		219	
WD	Raymond Floyd	74	72	75		221	
WD	Mike Souchak	74	72	76		222	
WD	Butch Baird	76	71	78		225	
WD	Jack McGowan	71	73			144	
DQ	Bob Verwey	79	67			146	

1967 Greater Greensboro Open

Sedgefield Country Club

POS	PLAYER	RND 1	RND 2	RND 3	RND 4	TOTAL	EARNINGS
1	George Archer	67	64	68	68	267	25,000.00
2	Doug Sanders	67	68	70	64	269	15,000.00
3	Arnold Palmer	69	68	68	66	271	9,375.00
4	Dave Stockton	67	67	65	74	273	6,250.00
5	Charles Sifford	69	70	67	68	274	5,375.00
6	Gene Littler	70	70	68	67	275	4,750.00
7	Rex Baxter	73	68	66	69	276	4,250.00
T8	Paul Harney	72	67	70	68	277	3,687.50
T8	John Schlee	71	71	72	63	277	3,687.50
T10	Al Geiberger	71	70	71	66	278	3,125.00
T10	Sam Snead	70	68	72	68	278	3,125.00
T12	Julius Boros	69	68	71	71	279	2,400.00
T12	Jim Colbert	71	71	71	66	279	2,400.00
T12	Gary Player	68	68	73	70	279	2,400.00
T12	Chi Chi Rodriguez	68	68	72	71	279	2,400.00
T12	Ken Still	70	69	70	70	279	2,400.00
T17	Bob Charles	70	72	68	70	280	1,875.00
T17	Dow Finsterwald	72	73	65	70	280	1,875.00
T17	Tom Nieporte	71	68	72	69	280	1,875.00
T20	Joe Campbell	72	70	68	71	281	1,500.00
T20	Lou Graham	70	75	67	69	281	1,500.00
T20	R.H. Sikes	70	67	74	70	281	1,500.00
T23	Bill Collins	70	73	69	70	282	1,072.92
T23	Roger Ginsberg	69	71	74	68	282	1,072.92
T23	Bobby Nichols	71	71	71	69	282	1,072.92
T23	Dan Sikes	71	73	69	69	282	1,072.92
T23	Joe Carr	71	67	71	73	282	1,072.91
T23	Bruce Crampton	71	68	72	71	282	1,072.91
T29	Miller Barber	73	70	70	70	283	843.75
T29	George Bayer	73	72	68	70	283	843.75
T29	Pete Brown	70	72	72	69	283	843.75
T29	Johnny Pott	65	68	72	78	283	843.75
T29	Sonny Ridenhour	69	75	69	70	283	843.75
T29	Phil Rodgers	70	71	69	73	283	843.75
T29	Mike Souchak	71	68	69	75	283	843.75
T36	Billy Farrell	73	71	70	70	284	597.66
T36	Doug Ford	74	69	73	68	284	597.66
T36	Rod Funseth	74	70	71	69	284	597.66
T36	Don January	71	71	72	70	284	597.66
T36	Dean Refram	70	70	74	70	284	597.66
T36	Randy Glover	70	72	71	71	284	597.65
T36	Jack Rule	72	70	69	73	284	597.65
T36	Bob Verwey	72	72	68	72	284	597.65
T44	Frank Beard	74	70	72	69	285	322.50
T44	Labron Harris	69	71	72	73	285	322.50
T44	Wilf Homenuik	72	70	69	74	285	322.50
T44	Dick Lotz	70	72	69	74	285	322.50
T44	Jerry Mowlds	69	70	72	74	285	322.50
T49	Babe Hiskey	73	69	73	71	286	85.42
T49	Tommy Jacobs	74	71	71	70	286	85.42
T49	Harold Kneece	70	73	76	67	286	85.42
T49	Tom Weiskopf	73	72	71	70	286	85.42
T49	Dave Hill	71	72	68	75	286	85.41
T49	Bill Martindale	71	73	68	74	286	85.41
T55	Peter Alliss	76	69	71	71	287	
T55	Lionel Hebert	72	71	71	73	287	
T57	Wes Ellis	73	67	74	74	288	
T57	John Maurycy	70	70	75	73	288	
T59	Butch Baird	72	72	72	73	289	
T59	Kermit Zarley	73	68	76	72	289	
T61	Charles Coody	74	68	73	75	290	
T61	Hugh Royer	74	71	72	73	290	
T63	Tom Case	76	68	75	72	291	
T63	Charles Courtney	72	73	72	74	291	
T63	Dale Douglass	71	71	77	72	291	
T63	Ed Griffiths	74	70	72	75	291	
T67	Homero Blancas	73	69	76	74	292	
T67	Jim Ferree	72	72	73	75	292	
69	Cliff Brown	72	73	71	77	293	
70	M.C. Fitts	74	69	75	78	296	
71	Larry Mowry	73	72	77	77	299	
DQ	Raymond Floyd	71	68	73		212	
WD	Jack McGowan	75	69	73		217	
WD	Bert Yancey	74	71	74		219	

1968 Greater Greensboro Open

Sedgefield Country Club

POS	PLAYER	RND 1	RND 2	RND 3	RND 4	TOTAL	EARNINGS
1	Billy Casper	65	67	69	66	267	27,500.00
T2	George Archer	68	71	67	65	271	11,229.17
T2	Bobby Nichols	69	65	72	65	271	11,229.17
T2	Gene Littler	69	66	69	67	271	11,229.16
T5	Doug Sanders	71	69	70	63	273	5,270.84
T5	Al Geiberger	66	71	67	69	273	5,270.83
T5	Arnold Palmer	69	71	66	67	273	5,270.83
T8	Don January	68	67	66	73	274	3,895.84
T8	Miller Barber	70	67	66	71	274	3,895.83
T8	Gary Player	69	67	69	69	274	3,895.83
T11	Tommy Aaron	69	70	69	67	275	3,162.50
T11	Julius Boros	65	73	67	70	275	3,162.50
13	Dale Douglass	69	69	69	69	276	2,750.00
T14	Billy Maxwell	72	69	68	68	277	2,543.75
T14	Larry Mowry	73	69	69	66	277	2,543.75
T16	Frank Beard	72	69	65	72	278	1,993.75
T16	Charles Courtney	69	69	70	70	278	1,993.75
T16	Bruce Crampton	72	69	69	68	278	1,993.75
T16	Lou Graham	69	71	70	68	278	1,993.75
T16	Bob Smith	67	73	69	69	278	1,993.75
T16	Bert Yancey	70	68	70	70	278	1,993.75
T22	Terry Dill	67	72	70	70	279	1,443.75
T22	Dave Hill	68	74	65	72	279	1,443.75
T24	Don Bies	74	68	68	70	280	1,141.25
T24	Billy Farrell	71	73	66	70	280	1,141.25
T24	Mike Fetchick	74	68	69	69	280	1,141.25
T24	Lionel Hebert	72	68	68	72	280	1,141.25
T24	Jack McGowan	69	72	68	71	280	1,141.25
T29	Steve Spray	73	71	67	70	281	979.69
T29	Art Wall	74	68	68	71	281	979.69
T29	Bert Weaver	71	71	70	69	281	979.69
T29	Tom Weiskopf	69	70	70	72	281	979.68
T29	Dale Morey - a	73	71	71	66	281	
T34	Butch Baird	72	69	72	69	282	773.44
T34	Joe Campbell	67	72	71	72	282	773.44
T34	Jerry McGee	70	70	70	72	282	773.44
T34	Johnny Pott	70	70	73	69	282	773.44
T34	Phil Rodgers	71	71	72	68	282	773.44
T34	Wayne Yates	69	72	72	69	282	773.44
T34	Wes Ellis	70	74	69	69	282	773.43
T34	Sam Snead	74	71	68	69	282	773.43
T42	Hugh Royer	70	72	70	71	283	445.90
T42	Ken Still	71	71	70	71	283	445.90
T42	Peter Butler	69	74	70	70	283	445.89
T42	Dave Eichelberger	71	71	73	68	283	445.89
T42	Dick Lotz	71	72	69	71	283	445.89
T42	Charles Sifford	71	71	70	71	283	445.89
T42	Mike Souchak	70	69	73	71	283	445.89
T49	Rod Funseth	69	74	68	73	284	288.75
T49	Dean Refram	70	70	70	74	284	288.75
T49	John Schlee	70	74	75	65	284	288.75
T52	Jacky Cupit	71	69	71	74	285	
T52	Paul Harney	73	68	72	72	285	
T52	Kel Nagle	68	74	73	70	285	
T55	Dow Finsterwald	73	70	73	70	286	
T55	Dick Mayer	72	71	74	69	286	
T55	Bob Murphy	72	71	71	72	286	
T58	Dick Carmody	70	72	74	71	287	
T58	Bobby Mitchell	73	71	72	71	287	
60	Johnny Stevens	73	70	72	73	288	
T61	Joe Carr	72	70	73	74	289	
T61	Lee Elder	74	71	75	69	289	
T61	Marty Fleckman	71	74	72	72	289	
T61	Labron Harris	74	69	73	73	289	
T61	Harold Kneece	70	75	68	76	289	
66	Larry Wise	71	74	72	73	290	
T67	Cobie Legrange	68	74	72	77	291	
T67	Rick Rhoads	73	72	74	72	291	
69	Laurie Hammer	74	71	76	71	292	
70	Bob Toski	72	73	73	75	293	
71	Cliff Brown	71	73	79	77	300	
WD	Harold Henning	69	76	73		218	
WD	Bob McCallister	71	74	73		218	
WD	Chi Chi Rodriguez	75	70	73		218	
CUT	Jim Colbert	77	70			147	
CUT	Rocky Thompson	77	70			147	
CUT	Al Besselink	74	76			150	
WD	Mason Rudolph	71	74			145	
WD	Bob Stanton	74	71			145	
WD	Deane Beman						

1969 Greater Greensboro Open

Sedgefield Country Club

POS	PLAYER	RND 1	RND 2	RND 3	RND 4	TOTAL	EARNINGS
1	Gene Littler	66	70	69	69	274	32,000.00
T2	Orville Moody	69	70	68	67	274	12,373.34
T2	Julius Boros	67	71	67	69	274	12,373.33
T2	Tom Weiskopf	67	72	67	68	274	12,373.33
5	Gary Player	69	68	68	70	275	6,560.00
T6	Bobby Cole	70	69	69	68	276	5,440.00
T6	Chi Chi Rodriguez	69	68	69	70	276	5,440.00
T8	Deane Beman	68	69	67	73	277	4,520.00
T8	Ken Still	69	72	68	68	277	4,520.00
10	Bruce Crampton	68	69	70	71	278	4,000.00
T11	George Archer	67	71	66	75	279	3,136.00
T11	Al Balding	71	69	66	73	279	3,136.00
T11	Bob Charles	70	70	69	70	279	3,136.00
T11	Harold Kneece	69	70	70	70	279	3,136.00
T11	Dave Marr	68	66	70	75	279	3,136.00
T16	Dow Finsterwald	73	70	69	68	280	2,400.00
T16	Dick Lotz	69	68	74	69	280	2,400.00
T16	Bob Murphy	69	70	70	71	280	2,400.00
T19	Terry Dill	71	71	67	72	281	1,920.00
T19	Rod Funseth	67	69	72	73	281	1,920.00
T19	Don January	71	70	68	72	281	1,920.00
T22	Frank Boynton	69	69	71	73	282	1,334.00
T22	Dale Douglass	69	71	69	73	282	1,334.00
T22	Al Geiberger	69	73	69	71	282	1,334.00
T22	John Jacobs	69	72	69	72	282	1,334.00
T22	Grier Jones	69	69	70	74	282	1,334.00
T22	Billy Maxwell	68	75	64	75	282	1,334.00
T22	Dan Sikes	72	67	74	69	282	1,334.00
T22	Sam Snead	69	69	72	72	282	1,334.00
T30	Tommy Aaron	69	70	69	75	283	819.20
T30	Frank Beard	69	69	76	69	283	819.20
T30	Bob Goalby	72	70	67	74	283	819.20
T30	Jim Grant	68	73	70	72	283	819.20
T30	Malcolm Gregson	68	71	69	75	283	819.20
T30	Lionel Hebert	71	72	69	71	283	819.20
T30	Dave Hill	73	70	71	69	283	819.20
T30	Bobby Mitchell	70	71	68	74	283	819.20
T30	Tom Nieporte	71	71	69	72	283	819.20
T30	Sonny Ridenhour	68	71	74	70	283	819.20
T30	R.H. Sikes	69	72	68	74	283	819.20
T30	Bob Stanton	75	67	71	70	283	819.20
T30	Don Whitt	71	72	67	73	283	819.20
T30	Terry Wilcox	70	70	71	72	283	819.20
T30	Dudley Wysong	71	72	67	73	283	819.20
T45	Raymond Floyd	70	69	74	71	284	416.00
T45	Bill Garrett	73	68	69	74	284	416.00
T45	Wilf Homenuik	72	70	69	73	284	416.00
T45	George Knudson	68	71	70	75	284	416.00
T45	Martin Roesink	72	69	69	74	284	416.00
T50	Mike Hill	72	70	72	71	285	280.00
T50	Gordon Jones	66	70	73	76	285	280.00
T50	Jack McGowan	69	72	71	73	285	280.00
T50	Art Wall	68	69	75	73	285	280.00
T54	Bob Dickson	70	72	69	75	286	266.67
T54	Laurie Hammer	71	69	72	74	286	266.67
T54	Larry Mowry	68	71	71	76	286	266.67
T54	Mason Rudolph	68	71	77	70	286	266.67
T54	Bob Smith	70	72	74	70	286	266.67
T59	Marty Fleckman	73	70	72	72	287	266.67
T59	Howell Fraser	70	71	71	75	287	266.67
T59	Bunky Henry	68	71	73	75	287	266.67
T59	Monty Kaser	72	68	76	71	287	266.67
T59	Dave Stockton	72	71	70	74	287	266.67
T59	Lee Trevino	68	74	72	73	287	266.67
T65	Charles Coody	69	70	73	76	288	266.67
T65	Dale Morey - a	66	73	74	75	288	
T67	Brian Huggett	70	72	75	72	289	266.67
T67	Dave Ragan	71	70	73	75	289	266.67
T67	Bert Greene	71	69	71	78	289	266.66
T67	Jim Hardy	72	69	73	75	289	266.66
T67	Labron Harris	72	70	72	75	289	266.66
T67	Lanny Wadkins - a	69	72	74	74	289	
T73	Hale Irwin	71	71	73	75	290	266.66
T73	Jim Wiechers	72	69	72	77	290	266.66
75	Larry Ziegler	70	70	76	76	292	266.66
76	Ed Sneed	70	72	75	76	293	266.66
DNQ	Dave Eichelberger						

1970 Greater Greensboro Open

Sedgefield Country Club

POS	PLAYER	RND 1	RND 2	RND 3	RND 4	TOTAL	EARNINGS
1	Gary Player	70	63	73	65	271	36,000.00
2	Miller Barber	69	64	72	68	273	20,500.00
3	R.H. Sikes	65	67	73	69	274	12,800.00
4	Steve Spray	70	67	71	67	275	8,460.00
T5	Tommy Aaron	64	69	72	71	276	6,540.00
T5	Arnold Palmer	64	67	74	71	276	6,540.00
T5	Lee Trevino	71	66	71	68	276	6,540.00
T8	Larry Hinson	68	69	71	69	277	5,085.00
T8	Chi Chi Rodriguez	69	69	72	67	277	5,085.00
10	Billy Maxwell	69	68	73	68	278	4,500.00
T11	Bob Charles	71	72	69	67	279	3,528.00
T11	Wilf Homenuik	69	70	71	69	279	3,528.00
T11	Tony Jacklin	70	71	70	68	279	3,528.00
T11	Mason Rudolph	71	68	70	70	279	3,528.00
T11	Doug Sanders	70	68	70	71	279	3,528.00
T16	Julius Boros	72	67	74	67	280	2,184.00
T16	Bruce Crampton	72	69	71	68	280	2,184.00
T16	Lionel Hebert	70	70	70	70	280	2,184.00
T16	Jerry McGee	70	70	71	69	280	2,184.00
T16	Jack McGowan	70	68	71	71	280	2,184.00
T16	Bobby Nichols	68	70	72	70	280	2,184.00
T16	John Schroeder	69	67	73	71	280	2,184.00
T16	Bob Smith	70	69	72	69	280	2,184.00
T16	Sam Snead	69	70	71	70	280	2,184.00
T25	Rod Funseth	68	75	68	70	281	1,386.00
T25	Lou Graham	67	68	72	74	281	1,386.00
T25	Herb Hooper	68	70	73	70	281	1,386.00
T25	Tommy Jacobs	68	71	74	68	281	1,386.00
T25	Tom Weiskopf	68	70	69	74	281	1,386.00
T30	Billy Casper	70	73	70	69	282	1,147.50
T30	Dave Eichelberger	71	71	70	70	282	1,147.50
T30	Bobby Mitchell	72	70	69	71	282	1,147.50
T30	Hugh Royer	70	72	73	67	282	1,147.50
T34	Al Balding	70	69	74	70	283	1,026.00
T34	Ken Still	70	72	71	70	283	1,026.00
T36	Bert Greene	70	69	76	69	284	873.00
T36	Claude Harmon, Jr.	74	67	71	72	284	873.00
T36	Gene Littler	72	68	71	73	284	873.00
T36	Orville Moody	75	68	72	69	284	873.00
T36	Phil Rodgers	66	72	72	74	284	873.00
T36	Bob Rosburg	71	69	76	68	284	873.00
T42	Pete Brown	66	71	76	72	285	648.00
T42	Dow Finsterwald	69	70	74	72	285	648.00
T42	Howie Johnson	71	67	78	69	285	648.00
T45	Mike Reasor	69	71	73	73	286	428.58
T45	George Archer	66	73	76	71	286	428.57
T45	Gibby Gilbert	70	72	73	71	286	428.57
T45	Bob Goalby	72	70	68	76	286	428.57
T45	Hale Irwin	68	70	76	72	286	428.57
T45	Johnny Pott	72	71	72	71	286	428.57
T45	Jim Wiechers	76	67	72	71	286	428.57
T52	David Bollman	72	68	74	73	287	300.00
T52	Bill Brask	68	72	74	73	287	300.00
T52	Bob Dickson	68	73	74	72	287	300.00
T52	Al Geiberger	72	70	75	70	287	300.00
T52	Jerry Heard	70	70	73	74	287	300.00
T52	Roy Pace	72	70	74	71	287	300.00
T52	John Schlee	74	68	75	70	287	300.00
T59	Brad Anderson	73	70	73	72	288	300.00
T59	Butch Baird	71	70	72	75	288	300.00
T59	Joe Porter	71	70	76	71	288	300.00
T59	Bob Ross	68	72	72	76	288	300.00
63	Rafe Botts	70	73	72	74	289	300.00
T64	Mac McLendon	73	70	74	73	290	300.00
T64	Johnny Miller	78	65	75	72	290	300.00
66	Raymond Floyd	72	70	73	76	291	300.00
T67	Dale Douglass	71	72	72	77	292	300.00
T67	Ted Hayes	76	67	76	73	292	300.00
T67	Bob Stone	69	74	76	73	292	300.00
T67	Rocky Thompson	71	72	73	76	292	300.00
71	Bob Menne	67	73	76	77	293	300.00
T72	Jerry Barber	76	67	77	74	294	300.00
T72	Bobby Cole	71	72	81	70	294	300.00
74	George Johnson	70	73	83	74	300	300.00
DQ	Bert Yancey						
WD	Charles Coody						

1971 Greater Greensboro Open

Sedgefield Country Club

POS	PLAYER	RND 1	RND 2	RND 3	RND 4	TOTAL	EARNINGS
1	Bud Allin	75	64	67	69	275	38,000.00
T2	Dave Eichelberger	68	71	67	69	275	17,575.00
T2	Rod Funseth	73	66	65	71	275	17,575.00
4	Pete Brown	68	69	70	69	276	8,930.00
T5	Miller Barber	67	70	69	71	277	7,315.00
T5	Terry Dill	70	68	71	68	277	7,315.00
T7	Bob Charles	67	72	68	71	278	5,605.00
T7	Al Geiberger	72	70	69	67	278	5,605.00
T7	Tony Jacklin	70	69	72	67	278	5,605.00
T10	Tommy Aaron	72	71	67	69	279	4,180.00
T10	Jerry Heard	71	67	71	70	279	4,180.00
T10	Don January	73	70	67	69	279	4,180.00
T10	Lee Trevino	67	72	71	69	279	4,180.00
T14	George Archer	70	72	69	69	280	3,135.00
T14	Wilf Homenuik	73	68	70	69	280	3,135.00
T14	Jim Jamieson	71	69	75	65	280	3,135.00
T14	Art Wall	68	73	69	70	280	3,135.00
T18	Bruce Crampton	68	71	70	72	281	1,941.80
T18	Lee Elder	72	73	70	66	281	1,941.80
T18	Lou Graham	71	70	72	68	281	1,941.80
T18	Larry Hinson	69	70	72	70	281	1,941.80
T18	Howie Johnson	71	70	70	70	281	1,941.80
T18	Jerry McGee	71	73	69	68	281	1,941.80
T18	Roy Pace	71	72	71	67	281	1,941.80
T18	Mason Rudolph	73	71	67	70	281	1,941.80
T18	Bob Smith	71	72	73	65	281	1,941.80
T18	Dave Stockton	71	70	69	71	281	1,941.80
T28	Deane Beman	70	70	72	70	282	1,220.75
T28	Billy Maxwell	69	72	71	70	282	1,220.75
T28	Bobby Mitchell	73	68	72	69	282	1,220.75
T28	Sam Snead	74	71	69	68	282	1,220.75
T28	Tom Weiskopf	69	72	70	71	282	1,220.75
T28	Julius Boros	71	70	69	72	282	1,220.00
T28	Hal Underwood	74	70	67	71	282	1,220.00
T28	Bert Yancey	69	70	72	71	282	1,220.00
T28	Eddie Pearce - a	70	72	69	71	282	
T37	Billy Casper	75	71	67	70	283	921.50
T37	Dale Douglass	71	69	71	72	283	921.50
T37	Hale Irwin	72	74	69	68	283	921.50
T37	Chi Chi Rodriguez	72	71	69	71	283	921.50
T37	Joel Goldstrand	71	71	70	71	283	921.00
T37	Larry Wood	70	71	72	70	283	921.00
T43	Lionel Hebert	71	71	72	70	284	630.80
T43	J.C. Snead	74	70	68	72	284	630.80
T43	Jim Wiechers	74	72	68	70	284	630.80
T43	Rick Rhoads	70	70	73	71	284	630.00
T43	Bob Wynn	69	75	71	69	284	630.00
T48	Dick Lotz	73	72	73	67	285	366.05
T48	Raymond Floyd	72	74	70	69	285	366.04
T48	Bobby Nichols	77	69	68	71	285	366.04
T48	Gary Player	75	70	69	71	285	366.04
T48	Brad Anderson	70	69	77	69	285	366.00
T48	Steve Friebert	74	69	70	72	285	366.00
T48	Bob Stanton	72	70	73	70	285	366.00
T55	Don Bies	70	74	70	72	286	271.43
T55	Phil Rodgers	72	73	72	69	286	271.43
T55	Bob Rosburg	73	69	73	71	286	271.43
T55	Bobby Greenwood	74	70	74	68	286	271.00
T59	Ron Cerrudo	71	75	70	71	287	271.43
T59	Johnny Miller	73	72	74	68	287	271.43
T61	Jim Colbert	74	69	72	73	288	271.43
T61	Bruce Devlin	74	72	71	71	288	271.43
T61	Bob Lunn	73	73	73	69	288	271.43
T61	John Schroeder	74	71	73	70	288	271.43
T61	Ken Still	70	74	69	75	288	271.43
T66	Hugh Royer	77	68	73	71	289	271.00
T67	Bob Stone	76	69	73	72	290	271.43
T67	Ted Hayes	77	69	73	71	290	271.00
T69	Ed Sneed	72	72	73	74	291	271.43
T69	Ken Ellsworth	73	69	74	75	291	271.00
T69	Earl Fennell	72	73	74	72	291	271.00
T72	Labron Harris	75	70	73	74	292	271.43
T72	Rocky Thompson	71	73	75	73	292	271.43
T72	Ed Furgol	72	72	74	74	292	271.00
T72	John Lotz	72	74	73	73	292	271.00
T76	Bobby Cole	74	69	75	75	293	271.00
T76	Lanny Wadkins - a	69	77	75	72	293	
78	Mike Fetchick	75	71	75	74	295	271.00
79	George Johnson	72	74	75	75	296	271.42
80	Gene Thompson	74	71	74	79	298	271.00
CUT	Bob Goalby	75	73			148	
WD	Doug Ford	77				77	

1972 Greater Greensboro Open

Sedgefield Country Club

POS	PLAYER	RND 1	RND 2	RND 3	RND 4	TOTAL	EARNINGS
1	George Archer	70	68	66	68	272	40,000.00
2	Tommy Aaron	71	67	67	67	272	22,800.00
T3	Arnold Palmer	69	66	68	70	273	9,750.00
T3	Chi Chi Rodriguez	68	69	69	67	273	9,750.00
T3	J.C. Snead	66	69	70	68	273	9,750.00
T3	Dave Stockton	69	69	68	67	273	9,750.00
T7	Julius Boros	66	69	68	72	275	5,900.00
T7	Bruce Crampton	67	65	70	73	275	5,900.00
T7	Tony Jacklin	69	68	69	69	275	5,900.00
T10	Bob Charles	70	68	68	70	276	4,400.00
T10	Lou Graham	68	69	70	69	276	4,400.00
T10	Hale Irwin	69	68	69	70	276	4,400.00
T10	Jerry McGee	70	67	69	70	276	4,400.00
T14	Labron Harris	69	68	71	69	277	3,300.00
T14	John Lister	69	69	69	70	277	3,300.00
T14	Allen Miller	67	71	72	67	277	3,300.00
T14	Doug Sanders	68	71	71	67	277	3,300.00
T18	Rod Curl	67	70	72	69	278	2,044.00
T18	Lee Elder	68	68	73	69	278	2,044.00
T18	Al Geiberger	69	70	70	69	278	2,044.00
T18	David Graham	68	69	70	71	278	2,044.00
T18	Mike Hill	72	67	69	70	278	2,044.00
T18	Jim Jamieson	74	67	69	68	278	2,044.00
T18	Don January	68	68	72	70	278	2,044.00
T18	Bobby Mitchell	73	65	70	70	278	2,044.00
T18	Sam Snead	70	69	70	69	278	2,044.00
T18	Lanny Wadkins	69	69	71	69	278	2,044.00
T28	Frank Beard	74	66	68	71	279	1,450.00
T28	Art Wall	72	69	69	69	279	1,450.00
T30	Deane Beman	67	69	73	71	280	1,252.00
T30	Paul Harney	68	68	71	73	280	1,252.00
T30	Mike Reasor	71	69	73	67	280	1,252.00
T30	Bob Stone	69	69	71	71	280	1,252.00
T30	Lee Trevino	68	71	71	70	280	1,252.00
T35	Gay Brewer	71	67	73	70	281	965.00
T35	Rod Funseth	70	66	73	72	281	965.00
T35	Gibby Gilbert	70	70	70	71	281	965.00
T35	Joel Goldstrand	71	67	72	71	281	965.00
T35	Jerry Heard	69	70	71	71	281	965.00
T35	Tom Shaw	71	65	76	69	281	965.00
T35	Bob Smith	70	71	69	71	281	965.00
T35	Randy Wolff	70	70	74	67	281	965.00
T43	Jacky Cupit	70	68	71	73	282	660.00
T43	Jim Hardy	72	69	74	67	282	660.00
T43	Bert Yancey	72	66	71	73	282	660.00
T46	Ben Kern	73	65	71	74	283	430.44
T46	George Knudson	70	69	72	72	283	430.44
T46	Bob Payne	68	68	73	74	283	430.44
T46	Ken Still	67	72	72	72	283	430.44
T46	Jim Wiechers	73	67	73	70	283	430.44
T46	Dave Eichelberger	69	73	71	70	283	430.43
T46	Raymond Floyd	71	71	69	72	283	430.43
T46	Chuck Thorpe	74	68	72	69	283	430.43
T54	Miller Barber	66	76	73	69	284	347.83
T54	Billy Casper	71	69	75	69	284	347.83
T54	Hubert Green	69	72	72	71	284	347.83
T54	Bob Menne	73	69	74	68	284	347.83
T54	Mike Morley	68	70	77	69	284	347.83
T54	Bobby Nichols	69	68	72	75	284	347.83
T54	Joe Inman - a	71	71	72	70	284	
T54	Jim Simons - a	71	70	72	71	284	
T62	Dick Mayer	73	69	70	73	285	347.83
T62	Mason Rudolph	70	70	73	72	285	347.83
T64	Forrest Fezler	71	71	71	73	286	347.83
T64	Ralph Johnston	69	68	75	74	286	347.83
T64	Bob Lunn	67	72	73	74	286	347.83
T64	Rick Rhoads	72	70	74	70	286	347.82
T68	Bruce Devlin	70	66	76	75	287	347.82
T68	David Glenz	72	70	73	72	287	347.82
T68	Tom Ulozas	71	68	75	73	287	347.82
71	John Schroeder	69	72	75	72	288	347.82
T72	Brad Anderson	72	69	81	69	291	347.82
T72	Johnny Miller	72	69	79	71	291	347.82
T72	Ed Sneed	72	70	75	74	291	347.82
75	Pete Brown	71	71	70	81	293	347.82
DQ	Gary Player	70	66	67		203	
WD	Dave Hill	72	67	75		214	
DQ	Bob Barbarossa	72	70	77		219	
WD	John Jacobs	73				73	
DNQ	Sam Adams						

1973 Greater Greensboro Open

Sedgefield Country Club

POS	PLAYER	RND 1	RND 2	RND 3	RND 4	TOTAL	EARNINGS
1	Chi Chi Rodriguez	68	66	67	66	267	42,000.00
T2	Lou Graham	68	64	67	69	268	19,425.00
T2	Ken Still	69	65	70	64	268	19,425.00
T4	Gay Brewer	68	68	70	64	270	9,240.00
T4	Billy Casper	67	64	68	71	270	9,240.00
6	Bobby Nichols	66	71	67	67	271	7,560.00
T7	Lee Elder	64	72	68	68	272	6,195.00
T7	Rod Funseth	65	69	68	70	272	6,195.00
T7	Doug Sanders	65	68	69	70	272	6,195.00
T10	Bud Allin	68	67	71	67	273	5,040.00
T10	Jim Wiechers	71	67	66	69	273	5,040.00
T12	Butch Baird	66	69	70	69	274	3,937.50
T12	Bob Dickson	68	68	70	68	274	3,937.50
T12	George Knudson	68	66	69	71	274	3,937.50
T12	Sam Snead	66	67	70	71	274	3,937.50
T16	Don Bies	70	67	70	68	275	3,255.00
T16	Tom Kite	71	68	65	71	275	3,255.00
T18	Arnold Palmer	69	68	70	69	276	2,092.37
T18	J.C. Snead	72	69	68	67	276	2,092.37
T18	Ed Sneed	66	72	70	68	276	2,092.37
T18	Lee Trevino	71	66	69	70	276	2,092.37
T18	Charles Coody	69	69	68	70	276	2,092.36
T18	Hubert Green	67	69	69	71	276	2,092.36
T18	Mike Hill	68	68	67	73	276	2,092.36
T18	Jim Jamieson	67	70	67	72	276	2,092.36
T18	Johnny Miller	67	71	67	71	276	2,092.36
T18	Leonard Thompson	68	69	68	71	276	2,092.36
T18	Art Wall	67	71	68	70	276	2,092.36
T29	Jerry McGee	69	68	71	69	277	1,428.00
T29	Mason Rudolph	65	73	71	68	277	1,428.00
T29	Tom Weiskopf	68	72	68	69	277	1,428.00
T32	Al Geiberger	72	69	64	73	278	1,188.60
T32	Bob Goalby	69	70	69	70	278	1,188.60
T32	Ben Kern	72	70	69	67	278	1,188.60
T32	John Lister	66	70	70	72	278	1,188.60
T32	Bert Yancey	66	71	68	73	278	1,188.60
T37	Marty Bohen	69	67	70	73	279	903.00
T37	Charles Courtney	69	72	68	70	279	903.00
T37	Pat Fitzsimons	69	71	69	70	279	903.00
T37	Fred Marti	69	72	69	69	279	903.00
T37	Mac McLendon	68	69	72	70	279	903.00
T37	Mike Reasor	71	71	70	67	279	903.00
T37	Jim Simons	69	71	71	68	279	903.00
T44	Tommy Aaron	70	71	71	68	280	633.50
T44	Jim Ahern	69	72	71	68	280	633.50
T44	Rod Curl	72	68	69	71	280	633.50
T44	Dave Eichelberger	69	70	70	71	280	633.50
T44	Phil Rodgers	68	72	69	71	280	633.50
T44	Mike Wynn	73	67	70	70	280	633.50
T50	Bobby Cole	69	73	69	70	281	498.67
T50	Tom Jenkins	73	66	69	73	281	498.67
T50	Andy North	68	71	72	70	281	498.67
T50	Larry Wood	70	70	71	70	281	498.67
T50	Dwight Nevil	71	71	72	67	281	498.66
T50	Roy Pace	72	69	72	68	281	498.66
T56	Bruce Ashworth	69	71	70	72	282	451.67
T56	Orville Moody	69	70	71	72	282	451.67
T56	David Glenz	71	70	70	71	282	451.66
T59	Rocky Thompson	72	68	74	69	283	425.00
T59	John Toepel	73	69	72	69	283	425.00
61	Jay Haas - a	68	73	71	72	284	
T62	Mike Kallam	74	66	74	71	285	399.00
T62	John Mahaffey	72	69	75	69	285	399.00
T62	Rick Rhoads	68	71	73	73	285	399.00
T65	Forrest Fezler	71	71	69	75	286	373.00
T65	Labron Harris	68	71	74	73	286	373.00
T67	Paul Purtzer	68	71	72	78	289	346.34
T67	Ron Cerrudo	69	71	72	77	289	346.33
T67	Bob Lunn	68	72	77	72	289	346.33
70	Bob Shaw	74	68	75	74	291	326.00
71	Paul Harney	69	73	73	77	292	315.00
72	James Ferriell	69	71	78	75	293	
WD	Miller Barber	70	71			141	
WD	Homero Blancas	75				75	
WD	John Jacobs	75				75	

1974 Greater Greensboro Open

Sedgefield Country Club

POS	PLAYER	RND 1	RND 2	RND 3	RND 4	TOTAL	EARNINGS
1	Bob Charles	65	70	67	68	270	44,066.00
T2	Raymond Floyd	66	68	70	67	271	20,380.50
T2	Lee Trevino	66	69	70	66	271	20,380.50
T4	Bruce Fleisher	69	68	68	67	272	9,694.50
T4	John Mahaffey	67	66	70	69	272	9,694.50
6	Jim Jamieson	66	67	70	70	273	7,931.90
T7	Wilf Homenuik	68	67	72	67	274	6,499.77
T7	J.C. Snead	73	68	67	66	274	6,499.77
T7	Forrest Fezler	70	67	69	68	274	6,499.76
T10	Al Geiberger	70	68	71	66	275	5,067.60
T10	Mike Hill	69	66	73	67	275	5,067.60
T10	Jim Wiechers	67	68	71	69	275	5,067.60
T13	Jerry Heard	70	69	73	64	276	3,965.97
T13	Ken Still	66	69	72	69	276	3,965.97
T13	Joe Inman	72	67	64	73	276	3,965.96
T16	Mason Rudolph	65	73	72	67	277	3,415.15
T16	Leonard Thompson	65	70	72	70	277	3,415.15
T18	Bud Allin	69	68	71	70	278	2,754.14
T18	Mike Morley	68	73	69	68	278	2,754.14
T18	Gary Player	69	72	67	70	278	2,754.14
T18	Bobby Nichols	70	70	67	71	278	2,754.13
T22	Don Bies	72	68	72	67	279	1,916.90
T22	Gay Brewer	69	68	69	73	279	1,916.89
T22	Bruce Crampton	69	70	73	67	279	1,916.89
T22	Bob Goalby	74	66	71	68	279	1,916.89
T22	David Graham	68	69	71	71	279	1,916.89
T22	Sam Snead	69	70	71	69	279	1,916.89
T28	Babe Hiskey	65	72	71	72	280	1,531.30
T28	Tom Kite	68	69	71	72	280	1,531.30
T28	Jerry McGee	68	73	73	66	280	1,531.30
T28	Bob Menne	70	68	70	72	280	1,531.30
T32	Dale Douglass	72	68	73	68	281	1,303.62
T32	Bobby Walzel	70	70	71	70	281	1,303.62
T32	Bobby Mitchell	71	68	69	73	281	1,303.61
T35	Roy Pace	69	72	72	69	282	1,063.10
T35	Tommy Aaron	69	69	69	75	282	1,063.09
T35	Jim Colbert	69	70	71	72	282	1,063.09
T35	Rod Curl	69	72	71	70	282	1,063.09
T35	Gibby Gilbert	71	65	73	73	282	1,063.09
T35	Chi Chi Rodriguez	69	71	72	70	282	1,063.09
41	Ross Randall	71	70	75	67	283	903.35
T42	Dave Eichelberger	70	69	78	67	284	707.82
T42	Don Padgett	71	70	74	69	284	707.82
T42	George Archer	70	69	72	73	284	707.81
T42	Hugh Baiocchi	68	72	74	70	284	707.81
T42	Bobby Cole	68	67	76	73	284	707.81
T42	Fred Marti	71	69	73	71	284	707.81
T42	Steve Melnyk	68	73	69	74	284	707.81
T42	Jim Simons	67	73	75	69	284	707.81
T50	Butch Baird	72	68	72	73	285	517.78
T50	Ron Cerrudo	72	69	71	73	285	517.78
T50	Jack Ewing	72	65	75	73	285	517.78
T50	Gary Groh	69	71	76	69	285	517.78
T50	George Johnson	68	72	77	68	285	517.78
T50	Bob Stanton	68	73	74	70	285	517.78
T50	Charles Sifford	68	71	71	75	285	517.77
T57	Jim Dent	69	71	73	73	286	451.68
T57	Bert Greene	72	67	72	75	286	451.68
T57	Bobby Greenwood	74	66	72	74	286	451.68
T57	Larry Wise	70	69	71	76	286	451.68
T57	Kermit Zarley	72	69	72	73	286	451.68
T62	Mac McLendon	69	72	77	69	287	391.10
T62	Miller Barber	68	69	72	78	287	391.09
T62	Chris Blocker	69	72	72	74	287	391.09
T62	Dick Lotz	70	71	72	74	287	391.09
T62	Orville Moody	69	71	75	72	287	391.09
T62	Barney Thompson	71	69	73	74	287	391.09
68	Ben Kern	70	71	75	73	289	352.55
69	Lyn Lott	72	69	75	75	291	341.50
WD	George Knudson	66	72	79		217	
CUT	Hubert Green	73	69			142	
CUT	Mark Hayes	73	70			143	
CUT	Lanny Wadkins	71	73			144	
CUT	Sam Adams	74	71			145	
CUT	Arnold Palmer	74	72			146	
CUT	Rik Massengale	75	73			148	
CUT	Bruce Devlin	76	74			150	
DNQ	Wally Armstrong						

1975 Greater Greensboro Open

Sedgefield Country Club

POS	PLAYER	RND 1	RND 2	RND 3	RND 4	TOTAL	EARNINGS
1	Tom Weiskopf	64	71	72	68	275	45,000.00
2	Al Geiberger	71	75	66	66	278	25,650.00
3	Jerry McGee	77	67	68	68	280	15,975.00
4	Lee Trevino	71	70	72	68	281	10,575.00
5	Dave Hill	67	73	72	70	282	9,225.00
T6	Johnny Miller	72	70	70	71	283	7,650.00
T6	Ken Still	74	68	69	72	283	7,650.00
8	Maurice Bembridge	72	73	70	69	284	6,650.00
T9	Graham Marsh	73	70	72	70	285	5,625.00
T9	Steve Melnyk	77	70	70	68	285	5,625.00
T9	Mason Rudolph	73	72	70	70	285	5,625.00
T12	Lee Elder	74	73	70	69	286	4,218.75
T12	Lou Graham	72	71	73	70	286	4,218.75
T12	Tony Jacklin	74	70	71	71	286	4,218.75
T12	Chi Chi Rodriguez	73	69	73	71	286	4,218.75
T16	Wally Armstrong	72	76	67	72	287	3,262.50
T16	Forrest Fezler	75	70	70	72	287	3,262.50
T16	Rod Funseth	76	72	70	69	287	3,262.50
T16	Rik Massengale	73	75	67	72	287	3,262.50
T20	Don Bies	77	70	72	69	288	2,305.00
T20	Jerry Heard	70	72	72	74	288	2,305.00
T20	Arnold Palmer	77	73	72	66	288	2,305.00
T20	Tom Watson	76	69	74	69	288	2,305.00
T20	Mike Wynn	77	68	72	71	288	2,305.00
T25	Mike McCullough	72	73	75	69	289	1,837.50
T25	Gil Morgan	78	66	71	74	289	1,837.50
T27	Bud Allin	70	76	72	72	290	1,595.00
T27	Miller Barber	73	71	73	73	290	1,595.00
T27	Gary Groh	75	71	69	75	290	1,595.00
T27	Perry Leslie	68	73	77	72	290	1,595.00
T27	Bobby Nichols	71	71	77	71	290	1,595.00
T32	Billy Casper	79	70	70	72	291	1,195.00
T32	Randy Erskine	72	74	72	73	291	1,195.00
T32	George Johnson	75	74	73	69	291	1,195.00
T32	Bob Menne	75	72	71	73	291	1,195.00
T32	Peter Oosterhuis	76	73	71	71	291	1,195.00
T32	Doug Sanders	78	70	70	73	291	1,195.00
T32	Bob Smith	73	71	74	73	291	1,195.00
T32	Billy Ziobro	72	69	78	72	291	1,195.00
T40	Bobby Cole	69	74	76	73	292	945.00
T40	Gary Player	76	70	77	69	292	945.00
T42	Ron Cerrudo	72	74	72	75	293	852.50
T42	Don January	74	74	70	75	293	852.50
T44	Gibby Gilbert	72	76	72	74	294	720.00
T44	Gene Littler	75	72	73	74	294	720.00
T44	Florentino Molina	76	74	77	67	294	720.00
T44	Eddie Pearce	76	74	72	72	294	720.00
T48	Don Massengale	72	71	76	76	295	562.50
T48	Mac McLendon	73	77	71	74	295	562.50
T48	Bobby Mitchell	76	73	71	75	295	562.50
T48	Mike Morley	75	71	75	74	295	562.50
T48	Terry Wilcox	77	72	74	72	295	562.50
T48	Bert Yancey	71	76	72	76	295	562.50
T54	Jim Dent	75	74	71	76	296	495.00
T54	Joe Inman	71	75	78	72	296	495.00
T54	Tom Kite	71	78	71	76	296	495.00
T54	Jim Simons	76	74	76	70	296	495.00
T54	Bob Wynn	74	76	73	73	296	495.00
T59	Dale Douglass	75	70	74	78	297	441.25
T59	Don Iverson	78	71	75	73	297	441.25
T59	Phil Rodgers	75	73	74	75	297	441.25
T59	Leonard Thompson	71	79	76	71	297	441.25
T63	George Knudson	75	75	73	75	298	395.00
T63	Gary McCord	78	70	76	74	298	395.00
T63	Roy Pace	76	72	72	78	298	395.00
T63	Jim Wiechers	77	73	74	74	298	395.00
T67	George Archer	76	73	75	75	299	365.00
T67	Bob Charles	76	70	81	72	299	365.00
69	Doug Ford	76	74	74	76	300	350.00
T70	Ken Venturi	73	77	78	73	301	113.34
T70	Allen Miller	77	73	73	78	301	113.33
T70	Ed Sneed	77	72	76	76	301	113.33
T73	Sam Adams	71	74	80	77	302	
T73	Dave Eichelberger	74	74	78	76	302	
75	Danny Edwards	76	74	73	80	303	
76	Bob Eastwood	74	75	84	76	309	
CUT	Gay Brewer	77	75			152	
CUT	Frank Beard	79	74			153	
CUT	Mark Hayes	78	77			155	
WD	Raymond Floyd	75	74			149	
WD	John Mahaffey	75	75			150	
WD	Fuzzy Zoeller	83	73			156	
DNQ	Lanny Wadkins						

1976 Greater Greensboro Open

Sedgefield Country Club, Greensboro, N.C. Par: 36-35–71, 6,643 Yards Purse: $230,000 April 1-4, 1976

LEADERS: First round: Gay Brewer (with two eagles) and Jim Wiechers had 5-under-par 66s to lead Lou Graham, Bob Payne and Dave Stockton by one. Second round: Al Geiberger and Mike Hill, with 65s, tied with Miller Barber and Kermit Zarley for the lead at 7-under-par 135; Don Bies, Ron Cerrudo, Bob Menne and Graham were one stroke back. Third round: Geiberger, with his second straight 65, was at 13-under-par 200 and leading by four over Miller Barber and Mike Hill.
CUT: 84 players at 1-over-par 143
WEATHER: Thursday: Course very wet, weather cool and windy. Friday: Course much drier, cold early in day but much more pleasant in afternoon. Saturday: Sunny and warm. Sunday: Sunny early, but threat of thunderstorms brought about suspension at 1:18 p.m. Play resumed at 2:05 for 47-minute delay. Cloudy rest of day.
PRO-AMATEUR: $7,500. Individual, Bobby Nichols, 63, $750. Team, Wally Armstrong, 53, $750.

Winner: Al Geiberger 70-65-65-68-268 $46,000.00

POS	PLAYER	RND 1	RND 2	RND 3	RND 4	TOTAL	EARNINGS
1	Al Geiberger	70	65	65	68	268	46,000.00
2	Lee Trevino	68	71	66	65	270	26,220.00
3	Miller Barber	68	67	69	67	271	16,330.00
T4	George Burns	69	68	70	66	273	10,120.00
T4	Lou Graham	67	69	70	67	273	10,120.00
T6	Bob Menne	69	67	69	69	274	7,475.00
T6	Eddie Pearce	71	68	70	65	274	7,475.00
T6	Tom Weiskopf	69	68	68	69	274	7,475.00
9	Dave Stockton	67	74	66	68	275	6,210.00
T10	Ron Cerrudo	69	67	70	70	276	4,715.00
T10	Mark Hayes	70	67	68	71	276	4,715.00
T10	Mike Hill	70	65	69	72	276	4,715.00
T10	Stan Lee	72	69	65	70	276	4,715.00
T10	Gene Littler	73	68	67	68	276	4,715.00
T10	Victor Regalado	72	68	69	67	276	4,715.00
T16	Gay Brewer	66	75	66	70	277	3,220.00
T16	Raymond Floyd	70	70	71	66	277	3,220.00
T16	Mike Morley	74	67	64	72	277	3,220.00
T16	Bobby Nichols	76	67	68	66	277	3,220.00
T16	John Schlee	70	67	69	71	277	3,220.00
T21	Don Bies	68	68	72	70	278	2,185.00
T21	Bruce Crampton	70	68	69	71	278	2,185.00
T21	Terry Diehl	70	70	70	68	278	2,185.00
T21	Bobby Walzel	72	69	69	68	278	2,185.00
T21	Kermit Zarley	68	67	74	69	278	2,185.00
T26	Jim Masserio	72	70	66	71	279	1,667.50
T26	Mac McLendon	70	69	70	70	279	1,667.50
T26	Allen Miller	68	70	70	71	279	1,667.50
T26	Mason Rudolph	73	70	73	63	279	1,667.50
T26	Lanny Wadkins	69	68	72	70	279	1,667.50
T26	DeWitt Weaver	68	73	68	70	279	1,667.50
T32	Butch Baird	71	70	67	72	280	1,219.00
T32	Gibby Gilbert	70	71	69	70	280	1,219.00
T32	Bob Goalby	70	71	68	71	280	1,219.00
T32	Andy North	70	68	74	68	280	1,219.00
T32	John Schroeder	69	71	72	68	280	1,219.00
T32	Art Wall	74	69	69	68	280	1,219.00
T32	Jim Wiechers	66	71	72	71	280	1,219.00
T32	Fuzzy Zoeller	70	70	66	74	280	1,219.00
T40	Rod Funseth	69	72	71	69	281	851.00
T40	Joe Inman	72	70	68	71	281	851.00
T40	Don January	71	71	72	67	281	851.00
T40	Lyn Lott	74	67	68	72	281	851.00
T40	Peter Oosterhuis	72	71	70	68	281	851.00
T40	Gary Player	72	67	70	72	281	851.00
T40	Doug Sanders	71	68	72	70	281	851.00
T47	Lee Elder	71	71	70	70	282	605.00
T47	Tony Jacklin	71	69	70	72	282	605.00
T47	Grier Jones	73	70	68	71	282	605.00
T47	Gary McCord	72	69	71	70	282	605.00
T47	Jerry Pate	71	72	68	71	282	605.00
T52	Bob Charles	70	73	70	70	283	534.75
T52	Bob Gilder	70	73	74	66	283	534.75
T52	Sam Snead	73	70	70	70	283	534.75
T52	Ed Sneed	71	72	68	72	283	534.75
T56	Andy Bean	72	71	70	71	284	465.75
T56	Billy Casper	71	71	72	70	284	465.75
T56	Dave Hill	70	69	76	69	284	465.75
T56	Larry Nelson	70	72	74	68	284	465.75
T56	Bob Payne	67	70	73	74	284	465.75
T56	Leonard Thompson	73	69	69	73	284	465.75
T56	Carlton White	70	70	72	72	284	465.75
T56	Mike Wynn	72	71	73	68	284	465.75
64	Bruce Lietzke	69	69	71	76	285	414.00
T65	Jim Jamieson	70	73	71	72	286	396.50
T65	Artie McNickle	73	68	74	71	286	396.50
T67	Jim Colbert	71	72	72	72	287	289.80
T67	Dale Hayes	75	67	74	71	287	289.80
T67	Larry Hinson	72	67	75	73	287	289.80
T67	Dick Lotz	70	72	73	72	287	289.80
T67	J.C. Snead	70	71	74	72	287	289.80
T72	David Canipe	72	71	73	72	288	
T72	Bob Erickson	73	70	70	75	288	
T74	Jim Dent	72	70	74	73	289	
T74	Ed Dougherty	69	73	69	78	289	
T74	Mark Pfeil	72	70	75	72	289	
T74	Bob Shaw	74	67	72	76	289	
T78	Wally Armstrong	74	69	73	74	290	
T78	Bruce Fleisher	71	69	74	76	290	
T78	Ross Randall	72	71	74	73	290	
T78	David Smith	71	72	72	75	290	
82	Frank Beard	73	70	72	76	291	
83	Dave Eichelberger	71	72	75	76	294	
WD	Bob Dickson	72	70	74		216	
CUT	Danny Edwards	72	72			144	
CUT	Don Pooley	77	70			147	
CUT	Rik Massengale	73	76			149	
WD	Bobby Wadkins	78				78	
DNQ	Sam Adams						
DNQ	Tom Purtzer						

1977 Greater Greensboro Open

Forest Oaks Country Club, Greensboro, NC Par: 36-36–72. Yards: 6,984 Purse: $235,000 March 31-April 3, 1977

LEADERS: First round: Andy Bean's 5-under 67 led George Burns and Danny Edwards by one. Second round: Edwards, Hale Irwin and Larry Nelson were tied at 8-under 136, Rik Massengale was at 138, and Irwin and Nelson set course records with 65s. Third round: Edwards, with his third straight 68, was at 204 and led by four over Nelson and Burns.
CUT: 71 players at 3-over-par 147.
PRO-AMATEUR: $1,500. Individual-George Burns and John Lister, 59, each $675. Team-Lanny Wadkins, 53, $750.

Winner: DANNY EDWARDS 68-68-68-72-276 $47,000.00

POS	PLAYER	RND 1	RND 2	RND 3	RND 4	TOTAL	EARNINGS
1	Danny Edwards	68	68	68	72	276	47,000.00
T2	George Burns	68	72	68	72	280	21,737.50
T2	Larry Nelson	70	66	72	72	280	21,737.50
4	Grier Jones	72	70	70	69	281	11,045.00
5	Gil Morgan	71	70	71	70	282	9,635.00
T6	Rik Massengale	71	67	74	71	283	7,990.00
T6	Howard Twitty	74	73	69	67	283	7,990.00
T8	George Cadle	74	69	71	70	284	5,659.67
T8	Jim Colbert	74	73	70	67	284	5,659.67
T8	Ed Dougherty	75	69	71	69	284	5,659.66
T8	Al Geiberger	71	72	70	71	284	5,659.66
T8	Hale Irwin	70	66	73	75	284	5,659.66
T8	Andy North	72	69	72	71	284	5,659.66
T14	Miller Barber	72	71	71	71	285	3,642.50
T14	Lee Elder	74	72	70	69	285	3,642.50
T14	Peter Jacobsen	72	70	72	71	285	3,642.50
T14	Mike McCullough	72	74	73	66	285	3,642.50
T14	Gary Player	71	74	72	68	285	3,642.50
T14	Fuzzy Zoeller	72	74	69	70	285	3,642.50
T20	Andy Bean	67	76	69	74	286	2,266.00
T20	Raymond Floyd	73	71	70	72	286	2,266.00
T20	Jim Knoll	73	74	68	71	286	2,266.00
T20	Jim Masserio	74	71	72	69	286	2,266.00
T20	Jerry McGee	73	73	70	70	286	2,266.00
T20	Bobby Walzel	73	70	74	69	286	2,266.00
T20	Bob Zender	72	73	69	72	286	2,266.00
T27	Tom Kite	76	71	73	67	287	1,703.75
T27	Mike Morley	75	70	74	68	287	1,703.75
T27	Bill Rogers	73	73	73	68	287	1,703.75
T27	Leonard Thompson	74	71	69	73	287	1,703.75
T31	Tommy Aaron	74	72	70	72	288	1,276.89
T31	Billy Casper	73	73	69	73	288	1,276.89
T31	Vicente Fernandez	73	73	74	68	288	1,276.89
T31	Mike Hill	73	71	74	70	288	1,276.89
T31	Tom Jenkins	73	72	68	75	288	1,276.89
T31	Roger Maltbie	72	70	73	73	288	1,276.89
T31	John Schlee	71	72	73	72	288	1,276.89
T31	Ken Still	74	68	74	72	288	1,276.89
T31	Rod Curl	74	71	68	75	288	1,276.88
T40	Terry Diehl	74	71	71	73	289	822.45
T40	Bob Gilder	72	72	72	73	289	822.45
T40	Bill Mallon	69	76	75	69	289	822.45
T40	Bob Wynn	72	75	73	69	289	822.45
T40	George Archer	75	72	73	69	289	822.44
T40	Butch Baird	70	77	71	71	289	822.44
T40	Bob Dickson	73	72	73	71	289	822.44
T40	John Lister	75	68	76	70	289	822.44
T40	Graham Marsh	77	68	73	71	289	822.44
T49	Dale Douglass	72	74	70	74	290	578.20
T49	Jay Haas	76	71	69	74	290	578.20
T49	Gene Littler	78	67	69	76	290	578.20
T49	Steve Melnyk	75	71	71	73	290	578.20
T49	Victor Regalado	74	73	70	73	290	578.20
T54	Dave Eichelberger	75	71	74	71	291	528.67
T54	Kermit Zarley	79	68	71	73	291	528.67
T54	Jim Simons	73	72	72	74	291	528.66
T57	Gay Brewer	74	73	72	73	292	499.50
T57	Randy Erskine	75	70	75	72	292	499.50
T59	Bob Goalby	75	71	74	73	293	464.00
T59	Ed Sabo	75	72	74	72	293	464.00
T59	Bob Smith	74	73	71	75	293	464.00
T59	Ed Sneed	73	68	79	73	293	464.00
T63	John Gentile	72	73	76	73	294	429.00
T63	Bobby Nichols	74	73	71	76	294	429.00
T63	Gary Hallberg - a	73	71	76	74	294	
T66	Mark Alwin	72	74	75	74	295	393.75
T66	Jim Dent	74	72	79	70	295	393.75
T66	Jim Jamieson	73	74	74	74	295	393.75
T66	George Johnson	78	69	73	75	295	393.75
DQ	Billy Kratzert	72	73	74		219	
CUT	Tom Purtzer	76	72			148	
CUT	Frank Beard	78	71			149	
CUT	John Jacobs	75	74			149	
CUT	Woody Blackburn	72	79			151	
CUT	Lanny Wadkins	72	79			151	
CUT	Sam Adams	78	74			152	
WD	Peter Oosterhuis	71	74			145	

1978 Greater Greensboro Open

Forest Oaks Country Club, Greensboro, NC Par: 36-36–72. Yards: 6,984 Purse: $240,000, March 30-April 2, 1978

LEADERS: First round: Florentino Molina with a 6-under 66 led Wally Armstrong by one. Second round: Molina and Armstrong were tied at 7-under 137, with Jack Renner at 138. Third round: Armstrong and Renner were tied by Dave Eichelberger at 5-under 211. Alan Tapie was at 212.
CUT: 70 professionals and two amateurs at 3-over 147.
PRO-AMATEUR: $7,500. Individual-Graham Marsh and Mike Morley, 66, $675. Team-Dave Eichelberger, 54, $750.
WEATHER: Sunny and warm each day, but on Saturday winds gusted to 30 mph.

Winner: SEVERIANO BALLESTEROS 72-75-69-66-282 $48,000.00

POS	PLAYER	RND 1	RND 2	RND 3	RND 4	TOTAL	EARNINGS
1	Seve Ballesteros	72	75	69	66	282	48,000.00
T2	Jack Renner	71	67	73	72	283	22,200.00
T2	Fuzzy Zoeller	72	71	71	69	283	22,200.00
4	Craig Stadler	71	70	73	70	284	11,280.00
T5	Wally Armstrong	67	70	74	74	285	6,760.00
T5	Dave Eichelberger	69	71	71	74	285	6,760.00
T5	Lee Elder	70	71	73	71	285	6,760.00
T5	Florentino Molina	66	71	77	71	285	6,760.00
T5	Bob Shearer	69	71	77	68	285	6,760.00
T5	Tim Simpson	71	72	73	69	285	6,760.00
T5	Alan Tapie	72	68	72	73	285	6,760.00
T5	Bobby Wadkins	72	71	74	68	285	6,760.00
T5	Lanny Wadkins	70	72	73	70	285	6,760.00
T14	Tommy Aaron	74	71	70	71	286	3,840.00
T14	Peter Jacobsen	70	69	78	69	286	3,840.00
T14	Gene Littler	68	74	72	72	286	3,840.00
T14	Orville Moody	73	74	70	69	286	3,840.00
T14	Bob Payne	72	72	73	69	286	3,840.00
T19	Rex Caldwell	72	71	72	72	287	2,352.00
T19	Barry Jaeckel	72	72	74	69	287	2,352.00
T19	Mark Lye	76	69	72	70	287	2,352.00
T19	John Mahaffey	71	69	75	72	287	2,352.00
T19	Roger Maltbie	68	76	74	69	287	2,352.00
T19	Graham Marsh	72	71	75	69	287	2,352.00
T19	Gary Player	74	73	72	68	287	2,352.00
T19	Tom Purtzer	69	72	77	69	287	2,352.00
T19	Leonard Thompson	77	69	70	71	287	2,352.00
T28	Danny Edwards	76	69	71	72	288	1,704.00
T28	Al Geiberger	72	71	76	69	288	1,704.00
T28	Allen Miller	71	74	74	69	288	1,704.00
T31	Jim Colbert	74	72	72	71	289	1,455.00
T31	Rod Curl	71	71	76	71	289	1,455.00
T31	Forrest Fezler	68	76	74	71	289	1,455.00
T31	Artie McNickle	73	71	73	72	289	1,455.00
T31	David Edwards - a	72	71	74	72	289	
T36	George Burns	74	71	73	72	290	1,236.00
T36	Phillip Hancock	72	71	78	69	290	1,236.00
T36	Peter Oosterhuis	74	69	74	73	290	1,236.00
T39	Jim Dent	73	72	74	72	291	866.00
T39	Keith Fergus	75	72	71	73	291	866.00
T39	Lon Hinkle	69	76	76	70	291	866.00
T39	Tom Jenkins	73	69	76	73	291	866.00
T39	Gary Koch	70	76	68	77	291	866.00
T39	Lee Mikles	70	73	74	74	291	866.00
T39	Jack Newton	74	71	76	70	291	866.00
T39	Mark Pfeil	73	71	75	72	291	866.00
T39	Joe Porter	72	72	76	71	291	866.00
T39	J.C. Snead	70	75	74	72	291	866.00
T39	Bob Wynn	73	74	72	72	291	866.00
T39	Bob Zender	72	72	75	72	291	866.00
T51	Bob Byman	71	72	77	72	292	576.00
T51	Bob Gilder	72	70	79	71	292	576.00
T51	Calvin Peete	77	68	71	76	292	576.00
T51	John Schlee	70	76	74	72	292	576.00
T51	Kermit Zarley	71	74	76	71	292	576.00
56	John Lister	70	75	73	75	293	540.00
T57	Lyn Lott	71	74	73	76	294	522.00
T57	Larry Nelson	71	76	74	73	294	522.00
T57	Vance Heafner - a	69	75	76	74	294	
T60	Frank Beard	71	75	75	74	295	486.00
T60	Woody Blackburn	70	77	70	78	295	486.00
T60	Ken Still	71	72	77	75	295	486.00
T60	Dave Stockton	75	71	72	77	295	486.00
T64	Sam Adams	74	73	75	74	296	450.00
T64	David Thore	68	77	75	76	296	450.00
T66	George Cadle	73	74	79	72	298	420.00
T66	Gibby Gilbert	73	72	77	76	298	420.00
T66	Don Pooley	74	73	76	75	298	420.00
69	Jim Chancey	70	76	79	74	299	396.00
T70	Vicente Fernandez	72	72	76	80	300	378.00
T70	Mike Schlueter	73	74	78	75	300	378.00
72	Dwight Nevil	76	71	77	77	301	360.00
CUT	Rik Massengale	75	75			150	
CUT	Gay Brewer	75	76			151	
CUT	Jay Haas	75	76			151	
WD	Andy Bean	75				75	
WD	Curtis Strange	79				79	

1979 Greater Greensboro Open

Forest Oaks Country Club, Greensboro, N. C. Par: 36-36–72 Yards: 6,984 Purse: $250,000, April 5-8, 1979

LEADERS: First round: Jack Renner, Bobby Walzel, Jim Thorpe, Tom Kite and Keith Fergus each shot a 4-under 68 to lead Bob Eastwood and Barney Thompson by one stroke. Second round: Renner's 1-under 71 took the lead at 5-under 139. Barney Thompson was next at 140. Third round: Renner's 70 for 7-under 209 led Bobby Wadkins by one.
CUT: 77 players at 5-over 149.
PRO-AMATEUR: Canceled by heavy rains.
WEATHER: Sunny and warm Thursday; colder and windy on Friday. Saturday was sunny, cool and not as windy as Friday. Sunday was sunny and warm.

Winner: RAY FLOYD 73-71-71-67-282 $45.000.00

POS	PLAYER	RND 1	RND 2	RND 3	RND 4	TOTAL	EARNINGS
1	Raymond Floyd	73	71	71	67	282	45,000.00
T2	George Burns	73	71	69	70	283	22,000.00
T2	Gary Player	70	71	71	71	283	22,000.00
4	Bobby Wadkins	70	73	67	74	284	12,000.00
5	Rex Caldwell	70	74	71	72	287	10,000.00
T6	Lee Elder	73	73	69	73	288	8,375.00
T6	Tom Purtzer	70	71	72	75	288	8,375.00
T6	Doug Tewell	72	74	71	71	288	8,375.00
T9	Jack Renner	68	71	70	80	289	6,750.00
T9	Curtis Strange	71	75	71	72	289	6,750.00
T9	Bobby Walzel	68	75	74	72	289	6,750.00
T12	Seve Ballesteros	72	74	74	70	290	4,750.00
T12	Bob Eastwood	69	77	72	72	290	4,750.00
T12	Bob Gilder	71	74	71	74	290	4,750.00
T12	Leonard Thompson	73	76	70	71	290	4,750.00
T12	Jim Thorpe	68	75	71	76	290	4,750.00
T12	Fuzzy Zoeller	70	74	74	72	290	4,750.00
T18	Miller Barber	70	73	74	74	291	2,937.50
T18	Jim Chancey	73	71	76	71	291	2,937.50
T18	Marty Fleckman	73	70	75	73	291	2,937.50
T18	Jay Haas	76	70	76	69	291	2,937.50
T18	Joe Inman	71	72	74	74	291	2,937.50
T18	Bobby Nichols	71	76	72	72	291	2,937.50
T18	Craig Stadler	72	74	72	73	291	2,937.50
T18	Tommy Valentine	73	72	71	75	291	2,937.50
T26	Dave Eichelberger	71	73	72	76	292	1,737.50
T26	Peter Jacobsen	72	73	77	70	292	1,737.50
T26	Gene Littler	76	72	72	72	292	1,737.50
T26	Gary McCord	72	73	73	74	292	1,737.50
T26	Artie McNickle	74	73	72	73	292	1,737.50
T26	Mike Morley	70	78	72	72	292	1,737.50
T26	Jim Simons	74	73	73	72	292	1,737.50
T26	Howard Twitty	71	72	74	75	292	1,737.50
T34	Jim Dent	71	73	74	75	293	1,290.00
T34	Morris Hatalsky	72	74	75	72	293	1,290.00
T34	Hale Irwin	70	76	72	75	293	1,290.00
T34	Bob Lunn	73	74	72	74	293	1,290.00
T34	Florentino Molina	73	76	72	72	293	1,290.00
T39	Keith Fergus	68	79	75	72	294	1,025.00
T39	Gibby Gilbert	75	73	74	72	294	1,025.00
T39	Barry Jaeckel	72	75	71	76	294	1,025.00
T39	Graham Marsh	74	74	74	72	294	1,025.00
T39	Mike Sullivan	74	75	70	75	294	1,025.00
T44	Nick Faldo	75	74	74	72	295	737.86
T44	Al Geiberger	71	76	75	73	295	737.86
T44	Jack Newton	73	76	73	73	295	737.86
T44	Mike Reid	72	74	76	73	295	737.86
T44	Tom Weiskopf	71	76	75	73	295	737.86
T44	Bob Charles	73	73	74	75	295	737.85
T44	Dennis Sullivan	73	75	72	75	295	737.85
T51	George Cadle	71	77	73	75	296	585.00
T51	Vance Heafner	71	73	70	82	296	585.00
T51	Tom Kite	68	75	76	77	296	585.00
T51	Eddie Pearce	73	76	71	76	296	585.00
T51	Ron Streck	74	72	76	74	296	585.00
T51	Barney Thompson	69	71	75	81	296	585.00
T51	Lanny Wadkins	72	74	73	77	296	585.00
T58	Bobby Cole	73	75	73	76	297	545.00
T58	Rod Curl	71	77	73	76	297	545.00
T58	Lou Graham	75	74	78	70	297	545.00
T58	Wally Kuchar	74	73	74	76	297	545.00
T58	Rik Massengale	74	73	76	74	297	545.00
T58	Orville Moody	75	74	75	73	297	545.00
T58	Dave Stockton	71	77	72	77	297	545.00
65	Lindy Miller	73	76	75	74	298	525.00
T66	Dale Douglass	75	74	75	75	299	510.00
T66	Jack Ferenz	75	74	78	72	299	510.00
T66	Gary Koch	72	76	72	79	299	510.00
T66	Lee Mikles	71	77	74	77	299	510.00
T66	Cesar Sanudo	74	74	77	74	299	510.00
71	Kermit Zarley	75	73	78	74	300	495.00
72	David Edwards	72	77	80	72	301	490.00
73	Brad Bryant	74	74	74	80	302	485.00
T74	Bob Leaver	71	78	78	77	304	477.50
T74	Greg Powers	71	74	78	81	304	477.50
76	Bob Mann	73	75	72	86	306	470.00
77	Jack Sommers	73	75	82	77	307	465.00
CUT	Andy Bean	77	74			151	
CUT	Scott Simpson	77	74			151	
CUT	Mark Hayes	74	78			152	
CUT	Wally Armstrong	75	79			154	
CUT	Frank Beard	72	83			155	
CUT	Chip Beck	78	80			158	
DNQ	John Adams						

1980 Greater Greensboro Open

Forest Oaks Country Club, Greensboro, NC Purse $250,000, Par:36-36–72 Yards:6,984, April 3-6, 1980

LEADERS: First round: Tom Purtzer, with a course-record 8-under 64, held a two-stroke lead over Bob Gilder. Second round: Craig Stadler, at 8-under 136, led by two over Pat McGowan. Five players were at 5-under 139. Third round: Stadler maintained a two-shot lead at 9-under 207. Bill Calfee was two back in second place, while Andy Bean and Dave Stockton were at 6-under 210.
CUT: 80 players (78 pros, two amateurs) at 3-over-par 147.
PRO-AMATEUR: $7,500. Individual, Kermit Zarley, 66, $750. Team, Kermit Zarley, 55, $750.
WEATHER: Mostly sunny each day. Winds about 20-25 mph Saturday, not much of a factor thereafter.

Winner: CRAIG STADLER 67-69-71-68-275 $45,000.00

POS	PLAYER	RND 1	RND 2	RND 3	RND 4	TOTAL	EARNINGS
1	Craig Stadler	67	69	71	68	275/-13	45,000.00
T2	George Burns	68	74	70	69	281/-7	16,500.00
T2	Billy Kratzert	70	69	72	70	281/-7	16,500.00
T2	Jack Newton	69	71	73	68	281/-7	16,500.00
T2	Jerry Pate	70	74	70	67	281/-7	16,500.00
6	Jeff Mitchell	72	68	72	71	283/-5	9,000.00
T7	Raymond Floyd	70	69	72	73	284/-4	7,531.25
T7	Morris Hatalsky	69	74	72	69	284/-4	7,531.25
T7	Mike Reid	70	71	70	73	284/-4	7,531.25
T7	Fuzzy Zoeller	73	67	71	73	284/-4	7,531.25
T11	George Archer	70	73	72	70	285/-3	5,125.00
T11	Andy Bean	70	74	66	75	285/-3	5,125.00
T11	Bruce Devlin	71	70	71	73	285/-3	5,125.00
T11	Bob Eastwood	71	69	71	74	285/-3	5,125.00
T11	Al Geiberger	68	74	70	73	285/-3	5,125.00
T11	J.C. Snead	70	73	70	72	285/-3	5,125.00
T17	Bob Gilder	66	74	77	69	286/-2	3,625.00
T17	Peter Oosterhuis	70	75	70	71	286/-2	3,625.00
T17	Mark Pfeil	71	70	72	73	286/-2	3,625.00
T17	Scott Simpson	73	74	69	70	286/-2	3,625.00
T21	Miller Barber	74	69	73	71	287/-1	2,600.00
T21	Roger Calvin	71	74	71	71	287/-1	2,600.00
T21	Danny Edwards	67	73	76	71	287/-1	2,600.00
T21	Dave Eichelberger	75	69	74	69	287/-1	2,600.00
T21	Sandy Lyle	72	67	72	76	287/-1	2,600.00
T26	Rod Curl	72	75	70	71	288/E	1,631.82
T26	Keith Fergus	71	71	72	74	288/E	1,631.82
T26	Ed Fiori	71	71	72	74	288/E	1,631.82
T26	Rod Funseth	72	73	73	70	288/E	1,631.82
T26	Phillip Hancock	71	71	74	72	288/E	1,631.82
T26	Terry Mauney	76	68	75	69	288/E	1,631.82
T26	Jim Simons	75	71	70	72	288/E	1,631.82
T26	Tim Simpson	73	68	73	74	288/E	1,631.82
T26	Larry Ziegler	68	75	70	75	288/E	1,631.82
T26	Bill Calfee	71	70	68	79	288/E	1,631.81
T26	Dave Stockton	69	71	70	78	288/E	1,631.81
T37	Bud Allin	75	69	71	74	289/1	1,075.00
T37	Ed Dougherty	68	73	72	76	289/1	1,075.00
T37	Lee Elder	69	74	73	73	289/1	1,075.00
T37	Mike Morley	72	73	70	74	289/1	1,075.00
T37	Gary Player	72	70	72	75	289/1	1,075.00
T37	Curtis Strange	73	74	70	72	289/1	1,075.00
T37	Howard Twitty	69	70	79	71	289/1	1,075.00
T44	Brad Bryant	72	74	74	70	290/2	777.00
T44	Peter Jacobsen	70	74	74	72	290/2	777.00
T44	Gary Koch	71	75	74	70	290/2	777.00
T44	Dan Pohl	71	72	74	73	290/2	777.00
T44	Tom Purtzer	64	78	77	71	290/2	777.00
T49	Lou Graham	73	71	73	74	291/3	640.00
T49	Joe Hager	70	73	73	75	291/3	640.00
T51	Butch Baird	71	76	76	69	292/4	588.34
T51	Rex Caldwell	72	70	76	74	292/4	588.34
T51	John Fought	70	77	71	74	292/4	588.33
T51	Graham Marsh	72	72	71	77	292/4	588.33
T51	Mark McCumber	75	70	72	75	292/4	588.33
T51	Jack Renner	73	69	76	74	292/4	588.33
T57	Fred Marti	69	77	74	73	293/5	560.00
T57	Pat McGowan	68	70	76	79	293/5	560.00
T57	Ron Streck	68	71	75	79	293/5	560.00
T60	Bobby Cole	74	72	75	73	294/6	542.50
T60	Tom Jenkins	71	75	74	74	294/6	542.50
T60	Steve Melnyk	74	73	73	74	294/6	542.50
T60	Larry Nelson	68	74	77	75	294/6	542.50
T64	John Adams	75	71	76	73	295/7	520.00
T64	Orville Moody	74	73	70	78	295/7	520.00
T64	Doug Tewell	73	72	78	72	295/7	520.00
T64	Jim Thorpe	73	71	75	76	295/7	520.00
T64	Scott Watkins	72	74	76	73	295/7	520.00
T69	Jim Dent	70	74	77	75	296/8	495.00
T69	Jay Haas	73	72	78	73	296/8	495.00
T69	Mark Lye	75	72	76	73	296/8	495.00
T69	Jim Nelford	70	74	75	77	296/8	495.00
T69	Sammy Rachels	71	76	72	77	296/8	495.00
74	Michael Brannan	71	72	81	73	297/9	480.00
75	Bob Shearer	69	76	77	77	299/11	475.00
T76	Jaime Gonzalez	72	73	83	73	301/13	470.00
T76	Gary Pinns - a	72	73	80	76	301/13	
T78	Bob Betley	70	77	78	77	302/14	462.50
T78	Mitch Mooney	76	71	78	77	302/14	462.50
80	Gary Hallberg - a	71	75	79	79	304/16	
W/D	David Edwards	73				73/-21	
W/D	Bobby Walzel	75				75/-21	
DQ	David Eger	76				76/-21	
W/D	Bob Zender	77				77/-21	
DQ	John Mazza	78				78/-21	
W/D	Marty Fleckman	83				83/-20	

1981 Greater Greensboro Open

Forest Oaks Country Club, Greensboro, NC Purse: $300,000 Par: 36-36–72 Yards: 6,984, April 2-5, 1981

LEADERS: First round: Jay Haas and Bill Kratzert, at 4-under par 68, led by one over George Burns, Lee Trevino, Larry Nelson, Leonard Thompson, Tim Norris and Doug Black. Second round: Nelson, with a 68, moved two in front at 7-under 137. Mark Hayes was at 139. Third round: Nelson was at 10-under 206 and Hayes at 207, with Trevino 211.
CUT: 77 players at 4-over-par 146
PRO-AMATEUR: $7,500. Individual-Bill Rogers and Fuzzy Zoeller, 66, each $675. Team-Seve Ballesteros and Gary Player, 54, each $675.
WEATHER: Clear Thursday and Friday with wind gusts Friday; Saturday, partly cloudy.

Winner: LARRY NELSON 69-68-69-75-281 $54,000.00

POS	PLAYER	RND 1	RND 2	RND 3	RND 4	TOTAL	EARNINGS
1	Larry Nelson	69	68	69	75	281/-7	54,000.00
2	Mark Hayes	70	69	68	74	281/-7	32,400.00
3	Nick Faldo	72	73	68	69	282/-6	20,400.00
4	Lee Trevino	69	72	70	72	283/-5	14,400.00
T5	George Burns	69	76	72	69	286/-2	11,400.00
T5	Ben Crenshaw	73	72	70	71	286/-2	11,400.00
T7	Jay Haas	68	72	76	71	287/-1	8,121.43
T7	Dan Pohl	71	72	70	74	287/-1	8,121.43
T7	Bill Rogers	75	71	70	71	287/-1	8,121.43
T7	Bob Shearer	73	72	70	72	287/-1	8,121.43
T7	Dave Stockton	74	72	69	72	287/-1	8,121.43
T7	Bobby Walzel	70	74	70	73	287/-1	8,121.43
T7	Ed Fiori	70	75	68	74	287/-1	8,121.42
T14	Isao Aoki	71	73	72	72	288/E	5,550.00
T14	Craig Stadler	72	72	70	74	288/E	5,550.00
T16	Rod Curl	73	72	73	71	289/1	4,800.00
T16	Danny Edwards	71	72	72	74	289/1	4,800.00
T16	Bruce Fleisher	75	71	70	73	289/1	4,800.00
T19	Antonio Cerda	70	75	72	73	290/2	3,765.00
T19	Mike Morley	75	69	76	70	290/2	3,765.00
T19	Jerry Pate	74	74	72	70	290/2	3,765.00
T19	Lanny Wadkins	70	76	70	74	290/2	3,765.00
T23	Vance Heafner	72	75	74	70	291/3	2,670.00
T23	Joe Inman	72	74	71	74	291/3	2,670.00
T23	Tom Jenkins	74	71	73	73	291/3	2,670.00
T23	Jim Simons	76	68	69	78	291/3	2,670.00
T23	Bobby Wadkins	72	75	69	75	291/3	2,670.00
T28	Bob Gilder	71	76	74	71	292/4	1,952.15
T28	John Schroeder	70	75	74	73	292/4	1,952.15
T28	George Archer	72	75	67	78	292/4	1,952.14
T28	Bill Calfee	72	72	69	79	292/4	1,952.14
T28	Jim Dent	70	71	75	76	292/4	1,952.14
T28	Billy Kratzert	68	75	72	77	292/4	1,952.14
T28	Jack Renner	72	76	69	75	292/4	1,952.14
T35	John Fought	71	74	73	75	293/5	1,324.50
T35	Scott Hoch	72	73	74	74	293/5	1,324.50
T35	Barry Jaeckel	73	75	73	72	293/5	1,324.50
T35	Jeff Mitchell	75	69	74	75	293/5	1,324.50
T35	Bob Murphy	75	72	70	76	293/5	1,324.50
T35	Gary Player	71	73	73	76	293/5	1,324.50
T35	Victor Regalado	72	73	73	75	293/5	1,324.50
T35	Tim Simpson	70	77	71	75	293/5	1,324.50
T35	Leonard Thompson	69	71	76	77	293/5	1,324.50
T35	Tom Weiskopf	71	76	70	76	293/5	1,324.50
T45	Seve Ballesteros	76	70	73	75	294/6	825.75
T45	David Edwards	70	76	74	74	294/6	825.75
T45	Peter Jacobsen	70	78	76	70	294/6	825.75
T45	Wayne Levi	71	75	77	71	294/6	825.75
T45	Peter Oosterhuis	75	72	74	73	294/6	825.75
T45	Calvin Peete	72	74	71	77	294/6	825.75
T45	Tom Purtzer	72	74	73	75	294/6	825.75
T45	Barney Thompson	72	74	76	72	294/6	825.75
T53	Greg Norman	72	76	72	75	295/7	702.00
T53	Ron Streck	74	74	71	76	295/7	702.00
T55	Frank Conner	73	73	71	79	296/8	681.00
T55	Lee Elder	72	73	75	76	296/8	681.00
T55	Charlie Gibson	75	70	75	76	296/8	681.00
T55	Andy North	74	74	72	76	296/8	681.00
T59	Lou Graham	74	73	72	78	297/9	654.00
T59	Pat McGowan	75	73	73	76	297/9	654.00
T59	Tim Norris	69	77	75	76	297/9	654.00
T59	J.C. Snead	73	73	75	76	297/9	654.00
T59	Doug Tewell	74	72	73	78	297/9	654.00
T64	Bud Allin	74	73	76	75	298/10	630.00
T64	Fred Couples	72	75	78	73	298/10	630.00
T64	Skip Dunaway	72	76	74	76	298/10	630.00
T67	Eddie Pearce	75	72	75	77	299/11	609.00
T67	Mark Pfeil	71	76	75	77	299/11	609.00
T67	Cesar Sanudo	78	69	75	77	299/11	609.00
T67	D.A. Weibring	74	74	75	76	299/11	609.00
T71	Doug Black	69	78	76	77	300/12	591.00
T71	Roger Calvin	74	74	76	76	300/12	591.00
T73	Bobby Clampett	76	71	69	85	301/13	573.00
T73	Gary Hallberg	74	74	76	77	301/13	573.00
T73	Jack Lewis	76	72	74	79	301/13	573.00
T73	Dana Quigley	70	77	80	74	301/13	573.00
T77	Bob Byman	71	76	79	76	302/14	558.00
W/D	Steve Melnyk	72				72/-21	
W/D	Buddy Gardner	74				74/-21	
DQ	Artie McNickle	74				74/-21	
W/D	Frank Beard	79				79/-20	
DQ	Bill Sander					/-28	
DQ	Jim Sears					/-28	
DQ	Mike Smith					/-28	

1982 Greater Greensboro Open

Forest Oaks Country Club, Greensboro NC Purse: $300,000, Par 36-36–72 Yards: 6,984, April 2-5, 1982

LEADERS: First round: Danny Edwards and Keith Fergus shot 6-under-par 66 and led by one over Peter Oosterhuis and George Cadle. Second round: Denis Watson moved in front with a 7-under-par 65 for a 7-under-par 137 total. Danny Edwards was one back. Third round: Danny Edwards, with an even-par 72, moved in front by three strokes with a 6-under 210 total. Watson, Lanny Wadkins and Bobby Clampett were at 213.
CUT: 75 players at 2-over-par 146.
PRO-AMATEUR: $7,500. Individual-George Archer, 70, $750. Team-Tommy Valentine, 55, $750.
WEATHER: Thursday and Friday, mostly sunny. Saturday, heavy rains in morning and strong winds all day with gusts close to 50 mph. Sunday, sunny and still very windy.

Winner: DANNY EDWARDS 66-72-72-75-285 $54,000.00

POS	PLAYER	RND 1	RND 2	RND 3	RND 4	TOTAL	EARNINGS
1	Danny Edwards	66	72	72	75	285/-3	54,000.00
2	Bobby Clampett	69	72	72	73	286/-2	32,400.00
3	Jack Renner	73	72	72	70	287/-1	20,400.00
4	Woody Blackburn	70	70	75	73	288/E	14,400.00
T5	Ben Crenshaw	69	73	78	69	289/1	11,400.00
T5	Bill Rogers	69	74	74	72	289/1	11,400.00
T7	Doug Black	69	70	75	76	290/2	9,037.50
T7	Lanny Wadkins	69	71	73	77	290/2	9,037.50
T7	Denis Watson	72	65	76	77	290/2	9,037.50
T7	D.A. Weibring	71	68	75	76	290/2	9,037.50
T11	Wayne Levi	75	69	72	75	291/3	7,200.00
T11	Bobby Wadkins	72	67	78	74	291/3	7,200.00
T13	Yataka Hagawa	69	76	78	69	292/4	6,000.00
T13	Andy North	73	72	73	74	292/4	6,000.00
T15	Raymond Floyd	72	74	72	75	293/5	5,100.00
T15	Peter Oosterhuis	67	74	73	79	293/5	5,100.00
T15	J.C. Snead	71	69	76	77	293/5	5,100.00
T18	Nick Faldo	75	71	74	74	294/6	4,050.00
T18	Gary Hallberg	70	71	77	76	294/6	4,050.00
T18	Jack Newton	70	74	75	75	294/6	4,050.00
T18	Gary Player	72	73	76	73	294/6	4,050.00
T22	George Burns	72	74	73	76	295/7	2,785.00
T22	Keith Fergus	66	73	77	79	295/7	2,785.00
T22	Pat McGowan	69	74	73	79	295/7	2,785.00
T22	Mark Pfeil	69	75	76	75	295/7	2,785.00
T22	Mike Sullivan	69	76	74	76	295/7	2,785.00
T22	Leonard Thompson	70	70	78	77	295/7	2,785.00
T28	Wally Armstrong	77	69	75	75	296/8	1,995.00
T28	Jim Dent	73	73	75	75	296/8	1,995.00
T28	Skeeter Heath	74	72	76	74	296/8	1,995.00
T28	Peter Jacobsen	72	69	78	77	296/8	1,995.00
T28	Mark Lye	70	73	76	77	296/8	1,995.00
T28	Bobby Nichols	73	73	74	76	296/8	1,995.00
T34	George Archer	70	71	79	77	297/9	1,515.00
T34	Jim Booros	76	70	71	80	297/9	1,515.00
T34	George Cadle	67	73	77	80	297/9	1,515.00
T34	Mark Calcavecchia	70	76	71	80	297/9	1,515.00
T34	Bruce Douglass	71	71	76	79	297/9	1,515.00
T34	Pat Lindsey	74	70	77	76	297/9	1,515.00
T40	Jay Haas	71	75	74	78	298/10	1,080.00
T40	Phillip Hancock	76	70	77	75	298/10	1,080.00
T40	Bruce Lietzke	72	72	76	78	298/10	1,080.00
T40	Mark McCumber	71	69	82	76	298/10	1,080.00
T40	Tom Purtzer	70	71	79	78	298/10	1,080.00
T40	Don Reese	72	73	76	77	298/10	1,080.00
T40	Howard Twitty	73	72	76	77	298/10	1,080.00
T40	Fuzzy Zoeller	71	68	75	84	298/10	1,080.00
T48	Jay Cudd	69	75	79	76	299/11	754.00
T48	Roger Maltbie	70	75	78	76	299/11	754.00
T48	John Mazza	70	73	81	75	299/11	754.00
T48	Allen Miller	70	76	80	73	299/11	754.00
T48	Bob Shearer	73	73	79	74	299/11	754.00
T48	Jim Thorpe	71	68	79	81	299/11	754.00
T54	Gibby Gilbert	74	70	74	82	300/12	690.00
T54	Bernhard Langer	72	74	75	79	300/12	690.00
T54	Barney Thompson	71	73	77	79	300/12	690.00
T57	Isao Aoki	71	74	76	80	301/13	666.00
T57	Buddy Gardner	74	71	79	77	301/13	666.00
T57	Bob Gilder	73	69	75	84	301/13	666.00
T57	Scott Hoch	73	72	82	74	301/13	666.00
T57	Hal Sutton	70	69	84	78	301/13	666.00
T62	David Edwards	68	75	78	81	302/14	633.00
T62	Gary Koch	74	72	78	78	302/14	633.00
T62	Mike Reid	70	75	83	74	302/14	633.00
T62	Clarence Rose	73	73	76	80	302/14	633.00
T62	Craig Stadler	72	72	77	81	302/14	633.00
T62	Tom Woodard	73	73	77	79	302/14	633.00
68	Lindy Miller	74	70	82	77	303/15	612.00
T69	Lyn Lott	76	70	75	83	304/16	603.00
T69	Mike Smith	72	73	81	78	304/16	603.00
71	Lou Graham	72	73	81	79	305/17	594.00
T72	Chip Beck	72	72	79	83	306/18	582.00
T72	Ed Sneed	73	73	77	83	306/18	582.00
T72	Mick Soli	73	72	82	79	306/18	582.00
75	Greg Powers	74	71	80	83	308/20	570.00
W/D	Tim Simpson	78				78/-21	
W/D	Billy Glisson	80				80/-20	
W/D	Charlie MacK	82				82/-20	
W/D	Ronnie Parker	86				86/-20	
DQ	Ron Garcia					/-28	
DQ	Mike Gravley					/-28	
DQ	Barry Harwell					/-28	
DQ	Jerry Heard					/-28	
DQ	Scott Steger					/-28	
DQ	Robert Thompson					/-28	

1983 Greater Greensboro Open

Forest Oaks Country Club, Greensboro, NC Purse: $400,000, Par: 36-36–72, Yards: 6,984, March 31-April 3, 1983

LEADERS: First round: Denis Watson and Mark Lye shot 3-under-par 69s and led by one over Bob Eastwood, Roger Maltbie, Mike McCullough and Jim Nelford. Second round: Lye and Eastwood were at 5-under-par 139 and led by one over Buddy Gardner. Third round: Watson, Lanny Wadkins and Craig Stadler all shot 67s and were tied at 8-under-par 208. They led by two over Tommy Nakajima and Bobby Clampett.
CUT: 74 players at 4-over-par 148.
PRO-AMATEUR: $7,500. Individual-Leonard Thompson and Ron Streck, 69, each $675. Team-Frank Conner, 55, $750.
WEATHER: Thursday, cold and misty. Friday, cloudy. Saturday, play started but had to be suspended at noon by thunderstorms. Play called for day and round postponed at 2 p.m. Sunday, played third round under cloudy skies. Monday, mostly sunny.

Winner: LANNY WADKINS 72-69-67-67-275 $72,000.00

POS	PLAYER	RND 1	RND 2	RND 3	RND 4	TOTAL	EARNINGS
1	Lanny Wadkins	72	69	67	67	275/-13	72,000.00
T2	Craig Stadler	71	70	67	72	280/-8	35,200.00
T2	Denis Watson	69	72	67	72	280/-8	35,200.00
4	Tommy Nakajima	74	70	66	71	281/-7	19,200.00
5	Bobby Clampett	72	69	69	72	282/-6	16,000.00
6	Nick Faldo	71	71	71	70	283/-5	14,400.00
T7	Phillip Hancock	73	68	70	73	284/-4	12,466.67
T7	Peter Oosterhuis	73	73	66	72	284/-4	12,466.67
T7	Bob Eastwood	70	69	73	72	284/-4	12,466.66
T10	Miller Barber	73	69	74	69	285/-3	10,400.00
T10	Ron Streck	72	69	70	74	285/-3	10,400.00
T12	Mark Pfeil	74	70	71	71	286/-2	8,800.00
T12	Mike Reid	74	72	70	70	286/-2	8,800.00
T14	Jay Haas	72	72	72	71	287/-1	7,200.00
T14	Scott Simpson	73	73	70	71	287/-1	7,200.00
T14	J.C. Snead	74	71	70	72	287/-1	7,200.00
T17	Tom Purtzer	75	69	71	73	288/E	6,200.00
T17	Jack Renner	73	73	72	70	288/E	6,200.00
T19	Rex Caldwell	72	72	71	74	289/1	4,208.89
T19	Lee Elder	74	68	75	72	289/1	4,208.89
T19	Buddy Gardner	73	67	75	74	289/1	4,208.89
T19	Roger Maltbie	70	74	71	74	289/1	4,208.89
T19	Jim Nelford	70	71	76	72	289/1	4,208.89
T19	Corey Pavin	73	72	73	71	289/1	4,208.89
T19	Joey Rassett	72	71	72	74	289/1	4,208.89
T19	Bobby Wadkins	75	72	70	72	289/1	4,208.89
T19	Chip Beck	71	74	74	70	289/1	4,208.88
T28	John Cook	73	71	72	74	290/2	2,602.86
T28	Mike Donald	72	75	69	74	290/2	2,602.86
T28	Mark Lye	69	70	76	75	290/2	2,602.86
T28	Mark McCumber	73	71	73	73	290/2	2,602.86
T28	Andy North	73	72	70	75	290/2	2,602.86
T28	Charles Coody	74	70	72	74	290/2	2,602.85
T28	Wayne Levi	72	76	72	70	290/2	2,602.85
T35	George Archer	74	73	69	75	291/3	2,060.00
T35	Bob Gilder	74	72	73	72	291/3	2,060.00
T35	Gary Hallberg	75	71	74	71	291/3	2,060.00
T38	Fred Couples	76	71	69	76	292/4	1,680.00
T38	Danny Edwards	72	74	69	77	292/4	1,680.00
T38	Billy Kratzert	77	71	72	72	292/4	1,680.00
T38	Mark McNulty	77	69	77	69	292/4	1,680.00
T38	Nick Price	71	77	70	74	292/4	1,680.00
T38	Clarence Rose	76	70	75	71	292/4	1,680.00
T44	Larry Mize	73	74	73	73	293/5	1,209.34
T44	Mick Soli	74	74	74	71	293/5	1,209.34
T44	Ben Crenshaw	78	70	71	74	293/5	1,209.33
T44	Jim Dent	73	75	72	73	293/5	1,209.33
T44	Tom Lehman	74	70	73	76	293/5	1,209.33
T44	Larry Rinker	72	75	71	75	293/5	1,209.33
T50	Vance Heafner	72	75	74	73	294/6	974.00
T50	Pat McGowan	72	74	73	75	294/6	974.00
T50	Gary Player	72	75	73	74	294/6	974.00
T50	Loren Roberts	75	73	75	71	294/6	974.00
T54	Woody Blackburn	72	76	73	74	295/7	920.00
T54	Lou Graham	72	74	75	74	295/7	920.00
T54	Curtis Strange	72	72	74	77	295/7	920.00
T57	Donnie Hammond	76	69	76	75	296/8	892.00
T57	John McComish	76	72	72	76	296/8	892.00
T57	Mac O'Grady	72	70	75	79	296/8	892.00
T57	Leonard Thompson	77	69	74	76	296/8	892.00
T61	Lennie Clements	77	71	70	79	297/9	860.00
T61	Dave Eichelberger	71	73	74	79	297/9	860.00
T61	Forrest Fezler	74	71	72	80	297/9	860.00
T61	Doug Tewell	78	70	74	75	297/9	860.00
T65	Ronnie Black	75	73	72	78	298/10	824.00
T65	John Fought	77	71	74	76	298/10	824.00
T65	Dan Halldorson	73	73	74	78	298/10	824.00
T65	Tom Jenkins	74	74	75	75	298/10	824.00
T65	Allen Miller	73	75	75	75	298/10	824.00
T70	Thomas Gray	71	76	73	81	301/13	792.00
T70	Tim Simpson	75	73	78	75	301/13	792.00
T70	Jim Thorpe	73	75	77	76	301/13	792.00
73	John Adams	75	73	80	74	302/14	776.00
74	Gavan Levenson	75	71	79	81	306/18	768.00
W/D	George Burns	77				77/5	
W/D	Frank Conner	80				80/8	
W/D	David Edwards	80				80/8	
W/D	George Cadle	82				82/10	
W/D	Orville Moody	83				83/11	
W/D	Victor Regalado	85				85/13	

1984 Greater Greensboro Open

Forest Oaks Country Club, Greensboro, NC Purse: $400,000, Par: 36-36–72, Yards: 6,958, April 6-8, 1984

LEADERS: First round: Andy North and Willie Wood posted 4-under-par 68s to lead by one stroke over Buddy Gardner, Al Geiberger and Tony Sills. Second round: Andy Bean, with a 5-under 67 that included a 5-under 31 on the back nine, moved to 6-under-par 198 and led by one over Jack Renner, who also fired a 67. Third round: Bean, with an even-par 72, clung to a two-stroke advantage over Gardner and David Peoples.
CUT: 73 players at 4-over-par 148.
PRO-AMATEUR: Canceled at 5 p.m. on Wednesday due to heavy rain and lightning; each participating professional received $147.06.
WEATHER: Thursday, cool and cloudy in the morning with clearing skies and increasing winds in the afternoon. Friday, wind gusts of up to 35 mph with brisk temperatures. Saturday, cool temperatures and clear skies with steady winds of 10-15 mph. Sunday, cool and clear in morning turning to cold and cloudy in afternoon with light rain.

Winner: ANDY BEAN 71-67-72-70-280 $72,000.00

POS	PLAYER	RND 1	RND 2	RND 3	RND 4	TOTAL	EARNINGS
1	Andy Bean	71	67	72	70	280/-8	72,000.00
2	George Archer	72	73	68	69	282/-6	43,200.00
T3	Fred Couples	72	71	71	71	285/-3	18,040.00
T3	Ben Crenshaw	73	72	73	67	285/-3	18,040.00
T3	Buddy Gardner	69	73	70	73	285/-3	18,040.00
T3	Jack Renner	72	67	74	72	285/-3	18,040.00
T3	Scott Simpson	72	71	70	72	285/-3	18,040.00
T8	Nick Faldo	71	70	73	72	286/-2	10,800.00
T8	Steven Liebler	73	71	71	71	286/-2	10,800.00
T8	David Peoples	70	71	71	74	286/-2	10,800.00
T8	Tom Purtzer	71	72	74	69	286/-2	10,800.00
T8	Clarence Rose	71	72	70	73	286/-2	10,800.00
T13	Brad Faxon	72	73	71	71	287/-1	7,500.00
T13	Tommy Nakajima	76	71	69	71	287/-1	7,500.00
T13	Mac O'Grady	70	72	71	74	287/-1	7,500.00
T13	Joey Sindelar	76	70	71	70	287/-1	7,500.00
T17	Raymond Floyd	72	74	75	67	288/E	5,234.29
T17	Peter Jacobsen	70	73	74	71	288/E	5,234.29
T17	Roger Maltbie	71	72	74	71	288/E	5,234.29
T17	Larry Mize	76	70	71	71	288/E	5,234.29
T17	Jay Haas	70	74	72	72	288/E	5,234.28
T17	Ron Streck	73	74	67	74	288/E	5,234.28
T17	Jim Thorpe	72	75	70	71	288/E	5,234.28
T24	Gavan Levenson	74	71	73	71	289/1	3,240.00
T24	Mark Lye	71	75	71	72	289/1	3,240.00
T24	Mike McCullough	70	75	73	71	289/1	3,240.00
T24	Jim Nelford	71	71	73	74	289/1	3,240.00
T24	Craig Stadler	75	71	73	70	289/1	3,240.00
T24	Tommy Valentine	70	73	74	72	289/1	3,240.00
T30	Jim Dent	72	72	75	71	290/2	2,484.00
T30	Mark McCumber	75	71	70	74	290/2	2,484.00
T30	Corey Pavin	70	76	70	74	290/2	2,484.00
T30	Mark Pfeil	72	75	71	72	290/2	2,484.00
T30	Lanny Wadkins	73	75	75	67	290/2	2,484.00
T35	Ronnie Black	72	75	72	72	291/3	1,930.00
T35	Mike Bright	73	72	76	70	291/3	1,930.00
T35	Billy Kratzert	74	73	72	72	291/3	1,930.00
T35	Pat McGowan	72	73	73	73	291/3	1,930.00
T35	Tony Sills	69	76	75	71	291/3	1,930.00
T35	J.C. Snead	72	75	72	72	291/3	1,930.00
T41	Russ Cochran	75	73	70	74	292/4	1,400.00
T41	David Edwards	72	73	73	74	292/4	1,400.00
T41	Gary Hallberg	70	75	75	72	292/4	1,400.00
T41	Donnie Hammond	75	73	74	70	292/4	1,400.00
T41	David Ogrin	73	74	73	72	292/4	1,400.00
T41	Greg Powers	71	75	71	75	292/4	1,400.00
T41	Payne Stewart	72	75	71	74	292/4	1,400.00
T48	Brad Bryant	75	71	74	73	293/5	1,032.00
T48	Danny Edwards	72	76	74	71	293/5	1,032.00
T48	Lee Elder	71	74	77	71	293/5	1,032.00
T48	Dan Pohl	73	75	73	72	293/5	1,032.00
T52	George Burns	70	76	71	77	294/6	938.00
T52	Dan Halldorson	73	75	78	68	294/6	938.00
T52	Vance Heafner	71	72	77	74	294/6	938.00
T52	Barry Jaeckel	74	71	75	74	294/6	938.00
T56	Ed Fiori	73	75	75	72	295/7	888.00
T56	Wayne Levi	73	74	76	72	295/7	888.00
T56	Allen Miller	74	74	73	74	295/7	888.00
T56	Tim Norris	74	70	75	76	295/7	888.00
T56	Peter Oosterhuis	74	73	74	74	295/7	888.00
T56	Joey Rassett	72	75	77	71	295/7	888.00
T56	Willie Wood	68	76	78	73	295/7	888.00
T63	Ken Green	73	72	74	77	296/8	852.00
T63	Bernhard Langer	73	73	73	77	296/8	852.00
T65	Bill Britton	74	72	70	81	297/9	836.00
T65	Joe Inman	71	75	76	75	297/9	836.00
T67	Andy North	68	74	75	81	298/10	816.00
T67	Victor Regalado	71	74	76	77	298/10	816.00
T67	Mark Wiebe	77	71	77	73	298/10	816.00
70	D.A. Weibring	70	75	82	73	300/12	800.00
T71	Rex Caldwell	72	76	75	78	301/13	788.00
T71	Mike Putnam	74	72	76	79	301/13	788.00
73	Brett Upper	74	74	79	77	304/16	776.00
W/D	George Cadle	78				78/6	
W/D	Sammy Rachels	79				79/7	
W/D	Bill Sander	79				79/7	
DQ	Tom Jenkins					/-28	

1985 Greater Greensboro Open

Forest Oaks Country Club, Greensboro, NC Purse: $400,000, Par: 36-36–72, Yards: 6,984, April 4-7, 1985

LEADERS: First round: Jeff Sluman shot a 6-under-par 66 and led by one over Sandy Lyle. Second round: Sluman added a 71 for a 7-under-par 137 and still led by one, now over Bobby Clampett. Third round: Raymond Floyd, with a 30-36–66, and Phil Blackmar's 68, put them tied at 4-under-par 212. Clampett, Peter Jacobsen and Dan Pohl were tied at 213.
CUT: 77 players at 4-over-par 149.
PRO-AMATEUR: $12,500. Individual-Andy Bean, 69, $1,250. Team-Gary McCord, 55, $1,250.
WEATHER: Sunny every day, but windy with gusts as high as 30 mph the first two days.

Winner: JOEY SINDELAR 68-76-72-69-285 $72,000.00

POS	PLAYER	RND 1	RND 2	RND 3	RND 4	TOTAL	EARNINGS
1	Joey Sindelar	68	76	72	69	285/-3	72,000.00
T2	Isao Aoki	71	69	74	72	286/-2	35,200.00
T2	Craig Stadler	70	74	71	71	286/-2	35,200.00
4	Corey Pavin	75	70	71	71	287/-1	19,200.00
T5	Ed Fiori	74	73	71	70	288/E	13,560.00
T5	Billy Kratzert	71	74	69	74	288/E	13,560.00
T5	Dan Pohl	68	74	71	75	288/E	13,560.00
T5	Jeff Sluman	66	71	77	74	288/E	13,560.00
T5	Doug Tewell	71	72	71	74	288/E	13,560.00
T10	Nick Faldo	73	73	70	73	289/1	9,200.00
T10	Brad Faxon	71	71	77	70	289/1	9,200.00
T10	Jodie Mudd	70	75	74	70	289/1	9,200.00
T10	Lanny Wadkins	69	74	72	74	289/1	9,200.00
T10	Fuzzy Zoeller	72	72	74	71	289/1	9,200.00
T15	Raymond Floyd	70	76	66	78	290/2	7,000.00
T15	Sandy Lyle	67	75	73	75	290/2	7,000.00
T17	Mark Brooks	72	72	73	74	291/3	6,000.00
T17	John Cook	73	71	71	76	291/3	6,000.00
T17	Peter Jacobsen	74	69	70	78	291/3	6,000.00
T20	Bob Gilder	73	71	76	72	292/4	5,000.00
T20	Scott Simpson	73	73	73	73	292/4	5,000.00
T22	Buddy Gardner	71	74	71	77	293/5	3,713.34
T22	Jim Simons	70	75	72	76	293/5	3,713.34
T22	Phil Blackmar	70	74	68	81	293/5	3,713.33
T22	Bobby Clampett	68	70	75	80	293/5	3,713.33
T22	Payne Stewart	71	77	72	73	293/5	3,713.33
T22	Tommy Valentine	76	73	71	73	293/5	3,713.33
T28	Roger Maltbie	69	73	72	80	294/6	2,780.00
T28	Jim Nelford	70	72	72	80	294/6	2,780.00
T28	Andy North	72	74	72	76	294/6	2,780.00
T28	Peter Oosterhuis	77	71	73	73	294/6	2,780.00
T32	Wayne Grady	74	70	72	79	295/7	2,264.00
T32	John Mahaffey	74	75	70	76	295/7	2,264.00
T32	Mike Reid	73	72	76	74	295/7	2,264.00
T32	Jack Renner	70	75	76	74	295/7	2,264.00
T32	Lance Ten Broeck	71	70	75	79	295/7	2,264.00
T37	Andy Bean	74	74	73	75	296/8	1,760.00
T37	Russ Cochran	73	74	75	74	296/8	1,760.00
T37	Danny Edwards	73	75	73	75	296/8	1,760.00
T37	Phillip Hancock	70	74	74	78	296/8	1,760.00
T37	Tom Purtzer	73	73	80	70	296/8	1,760.00
T37	Denis Watson	74	75	73	74	296/8	1,760.00
T43	Jim Dent	74	71	77	75	297/9	1,282.67
T43	Vance Heafner	71	76	76	74	297/9	1,282.67
T43	Andrew Magee	73	76	71	77	297/9	1,282.67
T43	Mark McCumber	74	71	79	73	297/9	1,282.67
T43	Dan Halldorson	74	75	74	74	297/9	1,282.66
T43	Bobby Wadkins	74	73	72	78	297/9	1,282.66
T49	Steven Liebler	70	75	76	77	298/10	998.00
T49	Bob Lohr	77	71	75	75	298/10	998.00
T49	Victor Regalado	74	75	75	74	298/10	998.00
T49	Brett Upper	73	73	75	77	298/10	998.00
T53	David Frost	72	77	76	74	299/11	913.15
T53	Willie Wood	71	77	74	77	299/11	913.15
T53	Ian Baker-Finch	73	71	78	77	299/11	913.14
T53	Rex Caldwell	70	74	78	77	299/11	913.14
T53	Ralph Landrum	78	70	75	76	299/11	913.14
T53	Tommy Nakajima	76	73	69	81	299/11	913.14
T53	Loren Roberts	76	73	74	76	299/11	913.14
T60	Woody Blackburn	71	75	77	77	300/12	848.00
T60	Fred Couples	72	72	73	83	300/12	848.00
T60	Dave Eichelberger	72	74	76	78	300/12	848.00
T60	Ken Green	71	76	74	79	300/12	848.00
T60	Joe Inman	74	74	75	77	300/12	848.00
T60	Barry Jaeckel	74	70	77	79	300/12	848.00
T60	Pat McGowan	74	71	75	80	300/12	848.00
T60	Dave Stockton	74	73	76	77	300/12	848.00
T60	Richard Zokol	73	75	73	79	300/12	848.00
T69	Kenny Knox	75	73	75	79	302/14	800.00
T69	Greg Powers	75	71	77	79	302/14	800.00
T69	Ron Streck	72	75	81	74	302/14	800.00
T72	George Burns	75	73	78	77	303/15	776.00
T72	Lon Hinkle	71	78	78	76	303/15	776.00
T72	Leonard Thompson	73	76	77	77	303/15	776.00
75	Clarence Rose	73	76	77	78	304/16	760.00
T76	Jay Haas	74	75	76	81	306/18	748.00
T76	Mark Hayes	74	75	76	81	306/18	748.00
W/D	Michael Barnblatt	74				74/2	
W/D	Jim Colbert	77				77/5	
W/D	George Archer	80				80/8	
W/D	Lennie Clements	81				81/9	
W/D	Jim Fox	84				84/12	
W/D	Bob Eastwood					/-28	
DQ	Larry Mize					/-28	

1986 Greater Greensboro Open

Forest Oaks Country Club, Greensboro, NC Purse: $500,000, Par: 36-36–72, Yards: 6,984, April 3-6, 1986

LEADERS: First round: Leonard Thompson, with a 6-under-par 66, led by one over David Edwards. Second round: Sandy Lyle, with a course-record equaling 64, led by five over Jim Simons with a two-day score of 12-under-par 132. Third round: Lyle led by three over Tom Purtzer with a score of 11-under-par 205.
CUT: 73 players at 1-over-par 145 or better.
PRO-AMATEUR: $7,500. Individual-Howard Twitty, 65, $750. Team-Ron Streck, 55, $750.
WEATHER: Perfect all week with a brief shower on Friday.

Winner: SANDY LYLE 68-64-73-70 $90,000.00

POS	PLAYER	RND 1	RND 2	RND 3	RND 4	TOTAL	EARNINGS
1	Sandy Lyle	68	64	73	70	275/-13	90,000.00
2	Andy Bean	68	70	72	67	277/-11	54,000.00
T3	Isao Aoki	73	71	69	66	279/-9	29,000.00
T3	Leonard Thompson	66	72	72	69	279/-9	29,000.00
5	Lanny Wadkins	75	68	68	69	280/-8	20,000.00
T6	Chip Beck	72	69	71	69	281/-7	15,125.00
T6	David Edwards	67	72	74	68	281/-7	15,125.00
T6	David Frost	69	72	68	72	281/-7	15,125.00
T6	Tom Purtzer	68	72	68	73	281/-7	15,125.00
T6	Craig Stadler	69	69	71	72	281/-7	15,125.00
T6	Payne Stewart	70	70	74	67	281/-7	15,125.00
12	Willie Wood	71	72	68	71	282/-6	11,500.00
T13	Pat McGowan	73	70	71	69	283/-5	9,375.00
T13	Mark O'Meara	72	71	69	71	283/-5	9,375.00
T13	Dan Pohl	71	69	70	73	283/-5	9,375.00
T13	Mike Sullivan	72	72	71	68	283/-5	9,375.00
T17	T.C. Chen	72	70	72	70	284/-4	7,750.00
T17	Bobby Wadkins	75	69	68	72	284/-4	7,750.00
T19	John Adams	72	69	73	71	285/-3	6,060.00
T19	Lennie Clements	70	73	73	69	285/-3	6,060.00
T19	Dick Mast	72	68	73	72	285/-3	6,060.00
T19	Jim Simons	68	69	75	73	285/-3	6,060.00
T19	Fuzzy Zoeller	71	70	73	71	285/-3	6,060.00
T24	John Cook	72	72	74	68	286/-2	4,262.50
T24	Buddy Gardner	70	69	74	73	286/-2	4,262.50
T24	Mike Hulbert	71	72	72	71	286/-2	4,262.50
T24	Greg Ladehoff	71	74	74	67	286/-2	4,262.50
T28	Danny Edwards	68	71	74	74	287/-1	3,400.00
T28	Rick Fehr	73	70	72	72	287/-1	3,400.00
T28	Wayne Levi	75	69	74	69	287/-1	3,400.00
T28	Tim Norris	70	71	76	70	287/-1	3,400.00
T28	Steve Pate	71	72	72	72	287/-1	3,400.00
T33	Bobby Clampett	71	71	80	66	288/E	2,425.00
T33	Mark Hayes	70	73	72	73	288/E	2,425.00
T33	Vance Heafner	72	71	75	70	288/E	2,425.00
T33	Billy Pierot	74	71	71	72	288/E	2,425.00
T33	Joey Sindelar	71	72	73	72	288/E	2,425.00
T33	David Thore	69	73	71	75	288/E	2,425.00
T33	Dennis Trixler	75	69	71	73	288/E	2,425.00
T33	Howard Twitty	69	73	76	70	288/E	2,425.00
T33	Brett Upper	69	73	75	71	288/E	2,425.00
T33	Mark Wiebe	72	71	71	74	288/E	2,425.00
T43	Charles Bolling	72	73	73	71	289/1	1,461.00
T43	Mark Brooks	74	67	74	74	289/1	1,461.00
T43	Fred Couples	73	71	67	78	289/1	1,461.00
T43	Andy Dillard	69	71	75	74	289/1	1,461.00
T43	Nick Faldo	74	68	75	72	289/1	1,461.00
T43	Brian Mogg	74	71	73	71	289/1	1,461.00
T43	Larry Nelson	72	68	71	78	289/1	1,461.00
T43	Jack Renner	69	73	71	76	289/1	1,461.00
T43	Dave Rummells	75	70	71	73	289/1	1,461.00
T43	Jim Thorpe	70	71	77	71	289/1	1,461.00
T53	Trevor Dodds	71	72	78	69	290/2	1,157.50
T53	Joe Inman	78	67	73	72	290/2	1,157.50
T53	Gene Sauers	69	73	79	69	290/2	1,157.50
T53	Mike West	72	72	72	74	290/2	1,157.50
T57	Danny Briggs	71	73	72	75	291/3	1,115.00
T57	Jim Dent	72	73	71	75	291/3	1,115.00
T57	Wayne Grady	75	67	80	69	291/3	1,115.00
T57	Mark Lye	72	73	73	73	291/3	1,115.00
T61	Mike Donald	72	71	72	77	292/4	1,075.00
T61	Billy Kratzert	72	71	71	78	292/4	1,075.00
T61	Bill Sander	74	69	76	73	292/4	1,075.00
T61	Richard Zokol	69	74	78	71	292/4	1,075.00
T65	Brad Faxon	72	73	73	75	293/5	1,035.00
T65	Lou Graham	69	74	74	76	293/5	1,035.00
T65	Andrew Magee	70	75	77	71	293/5	1,035.00
T65	David Peoples	72	73	74	74	293/5	1,035.00
69	Phillip Hancock	71	73	77	73	294/6	1,010.00
70	Frank Conner	73	71	77	74	295/7	1,000.00
71	George Archer	75	70	78	74	297/9	990.00
72	Eduardo Romero	71	72	78	78	299/11	980.00
DQ	Bob Gilder	73	68			141/-3	
DQ	Dan Forsman	73				73/1	

1987 Greater Greensboro Open

Forest Oaks Country Club, Greensboro, NC Purse: $600,000, Par: 36-36–72, Yards: 6,954, April 2-5, 1987

LEADERS: First round: T.C. Chen and Roger Maltbie, both at 4-under-par 68, led by two over seven players. Second round: Danny Edwards, at 5-under-par 139, led by one over Gibby Gilbert, Mark Hayes and Clarence Rose. Third round: Scott Simpson, with a 4-under-par 212 total, led by one over Tom Byrum and by three over five players.
CUT: A total of 77 players at 5-over-par 149 or better.
PRO-AMATEUR: $7,500. Individual-Tom Purtzer, 69, $750. Team-Pat McGowan, 55, $750.
WEATHER: Cold and windy all week. Friday's round was delayed from 2:40 to 2:55 p.m. due to lightning and suspended for the day at 3:58 due to heavy rains. Half the field returned on Saturday morning to complete the second round. Saturday's finish of the second-round was delayed from 7:30 to 8 a.m., due to snow. Saturday featured wind chills in the teens, while Sunday was also extremely cold.

Winner: SCOTT SIMPSON 70-73-69-70-282 $108,000.00

POS	PLAYER	RND 1	RND 2	RND 3	RND 4	TOTAL	EARNINGS
1	Scott Simpson	70	73	69	70	282/-6	108,000.00
2	Clarence Rose	72	68	75	69	284/-4	64,800.00
T3	Tom Byrum	71	70	72	72	285/-3	31,200.00
T3	Kenny Knox	75	72	71	67	285/-3	31,200.00
T3	Payne Stewart	74	71	70	70	285/-3	31,200.00
6	John Cook	72	73	72	69	286/-2	21,600.00
T7	Chip Beck	73	71	73	70	287/-1	18,075.00
T7	Mark O'Meara	74	69	74	70	287/-1	18,075.00
T7	Bill Sander	70	72	75	70	287/-1	18,075.00
T7	Howard Twitty	73	68	75	71	287/-1	18,075.00
11	Brian Claar	73	72	70	73	288/E	15,000.00
T12	Tom Purtzer	74	72	75	68	289/1	13,200.00
T12	Gene Sauers	71	74	70	74	289/1	13,200.00
T14	Vance Heafner	73	72	74	71	290/2	11,100.00
T14	Chris Perry	74	75	73	68	290/2	11,100.00
T16	Rex Caldwell	77	70	71	73	291/3	9,300.00
T16	Lennie Clements	71	74	74	72	291/3	9,300.00
T16	Hal Sutton	75	73	72	71	291/3	9,300.00
T16	Robert Thompson	75	70	75	71	291/3	9,300.00
T20	Danny Edwards	70	69	76	77	292/4	5,712.00
T20	Gibby Gilbert	70	70	78	74	292/4	5,712.00
T20	Donnie Hammond	70	74	76	72	292/4	5,712.00
T20	Hale Irwin	74	73	76	69	292/4	5,712.00
T20	Bob Lohr	72	74	71	75	292/4	5,712.00
T20	Andrew Magee	73	73	73	73	292/4	5,712.00
T20	Andy North	71	72	75	74	292/4	5,712.00
T20	Dan Pohl	74	69	78	71	292/4	5,712.00
T20	Joey Sindelar	75	70	73	74	292/4	5,712.00
T20	Scott Verplank	72	73	73	74	292/4	5,712.00
T30	Keith Clearwater	73	72	73	75	293/5	3,487.50
T30	Bill Glasson	74	75	74	70	293/5	3,487.50
T30	Gary Hallberg	71	72	76	74	293/5	3,487.50
T30	Barry Jaeckel	73	71	75	74	293/5	3,487.50
T30	Larry Nelson	77	71	71	74	293/5	3,487.50
T30	Dave Rummells	70	73	77	73	293/5	3,487.50
T30	Jeff Sluman	72	72	73	76	293/5	3,487.50
T30	Duffy Waldorf	73	74	72	74	293/5	3,487.50
T38	John Adams	74	70	78	72	294/6	2,520.00
T38	Charles Bolling	72	73	75	74	294/6	2,520.00
T38	Bobby Cole	72	70	77	75	294/6	2,520.00
T38	Tim Norris	75	73	73	73	294/6	2,520.00
T38	Don Shirey, Jr.	75	70	80	69	294/6	2,520.00
T38	Dave Stockton	72	73	77	72	294/6	2,520.00
T44	Mark Brooks	72	72	75	76	295/7	1,864.80
T44	Brad Faxon	76	72	75	72	295/7	1,864.80
T44	Joe Inman	73	72	76	74	295/7	1,864.80
T44	John McComish	75	71	78	71	295/7	1,864.80
T44	Leonard Thompson	72	75	78	70	295/7	1,864.80
T49	Bill Britton	71	76	76	73	296/8	1,480.80
T49	T.C. Chen	68	76	77	75	296/8	1,480.80
T49	Dan Forsman	72	75	73	76	296/8	1,480.80
T49	Dick Mast	76	73	74	73	296/8	1,480.80
T49	Jack Renner	75	74	77	70	296/8	1,480.80
T54	Mike Bender	77	72	76	72	297/9	1,350.00
T54	Bobby Clampett	74	74	73	76	297/9	1,350.00
T54	Nick Faldo	72	75	75	75	297/9	1,350.00
T54	Roger Maltbie	68	78	76	75	297/9	1,350.00
T54	Kenny Perry	72	76	76	73	297/9	1,350.00
T54	Bruce Soulsby	72	73	77	75	297/9	1,350.00
T54	Ray Stewart	75	71	78	73	297/9	1,350.00
T54	Bob Tway	72	73	78	74	297/9	1,350.00
T62	Jim Carter	72	77	77	72	298/10	1,284.00
T62	Brad Greer	72	72	82	72	298/10	1,284.00
T62	Jose Maria Olazabal	73	74	75	76	298/10	1,284.00
65	Aki Ohmachi	75	74	75	75	299/11	1,260.00
T66	Ray Barr, Jr.	75	74	76	75	300/12	1,224.00
T66	Trevor Dodds	73	76	74	77	300/12	1,224.00
T66	Jim Gallagher, Jr.	74	74	75	77	300/12	1,224.00
T66	Tom Garner	75	74	78	73	300/12	1,224.00
T66	Gary Krueger	79	70	73	78	300/12	1,224.00
T71	Brett Upper	75	73	74	79	301/13	1,182.00
T71	Mark Wiebe	78	71	78	74	301/13	1,182.00
73	Billy Kratzert	75	74	77	76	302/14	1,164.00
74	Dan Halldorson	73	76	78	78	305/17	1,152.00
75	Robert Wrenn	73	76	81	76	306/18	1,140.00
76	Sam Randolph	74	74	80	79	307/19	1,128.00
W/D	Mark Hayes	70	70			140/-4	
W/D	Wayne Levi	75				75/3	
DQ	Doug Tewell	75				75/3	
W/D	Mike Nicolette	77				77/5	
W/D	David Peoples	77				77/5	
W/D	Jim Thorpe	77				77/5	
W/D	Jay Delsing	79				79/7	
W/D	Mike Smith	80				80/8	
W/D	Harry Taylor	81				81/9	

1988 K-Mart Greater Greensboro Open

Forest Oaks Country Club, Greensboro, NC Par: 36-36–72, Yards: 6,984, Purse: $1,000,000, March 30 - April 3,1988

LEADERS: First round: Jeff Sluman, with a 64, led by two over Mark Calcavecchia, T. C. Chen and Robert Thompson. Second round: Sluman, with a record 15-under-par 129, led by two over Sandy Lyle, who shot a course record 63. Third round: Lyle, at 17-under-par 199, led Sluman by three.
CUT: 81 players at 1-over-par 145 or better.
PRO-AMATEUR: $7,500. Individual-Mike Reid, 66, $750. Team-Hale Irwin and Tom Purtzer, 55, $675.
WEATHER: Warm and sunny the first three days, a little cooler on Sunday.

Winner: SANDY LYLE 68-63-68-72-271 $180,000.00 (Won playoff with birdie on first extra hole).

POS	PLAYER	RND 1	RND 2	RND 3	RND 4	TOTAL	EARNINGS
1	Sandy Lyle	68	63	68	72	271/-17	180,000.00
2	Ken Green	68	67	69	67	271/-17	108,000.00
3	Jeff Sluman	64	65	73	71	273/-15	68,000.00
4	Scott Hoch	67	67	72	72	278/-10	48,000.00
5	Gil Morgan	68	68	71	72	279/-9	40,000.00
T6	Chip Beck	70	70	72	69	281/-7	32,375.00
T6	Donnie Hammond	67	67	73	74	281/-7	32,375.00
T6	Kenny Perry	71	70	70	70	281/-7	32,375.00
T6	Tom Purtzer	74	66	72	69	281/-7	32,375.00
T10	T.C. Chen	66	71	75	70	282/-6	23,000.00
T10	Bobby Clampett	74	70	67	71	282/-6	23,000.00
T10	Keith Clearwater	69	73	71	69	282/-6	23,000.00
T10	Joey Sindelar	70	72	72	68	282/-6	23,000.00
T10	Mark Wiebe	69	71	69	73	282/-6	23,000.00
T15	Ronnie Black	73	70	70	70	283/-5	17,000.00
T15	Jim Carter	70	72	72	69	283/-5	17,000.00
T15	Steve Pate	73	70	70	70	283/-5	17,000.00
T18	Rocco Mediate	68	72	72	72	284/-4	11,333.34
T18	Larry Rinker	73	71	69	71	284/-4	11,333.34
T18	Dave Rummells	75	70	68	71	284/-4	11,333.34
T18	George Burns	72	69	71	72	284/-4	11,333.33
T18	Bruce Lietzke	69	70	73	72	284/-4	11,333.33
T18	Mark Lye	73	66	70	75	284/-4	11,333.33
T18	Bob Murphy	69	66	74	75	284/-4	11,333.33
T18	Mike Reid	69	71	70	74	284/-4	11,333.33
T18	Lanny Wadkins	71	70	68	75	284/-4	11,333.33
T27	Joe Inman	71	70	72	72	285/-3	7,400.00
T27	Wayne Levi	72	72	71	70	285/-3	7,400.00
T27	Robert Wrenn	70	72	68	75	285/-3	7,400.00
T30	Dan Halldorson	68	70	75	73	286/-2	6,075.34
T30	Craig Stadler	70	71	73	72	286/-2	6,075.34
T30	Fred Couples	70	71	72	73	286/-2	6,075.33
T30	Steve Jones	74	71	71	70	286/-2	6,075.33
T30	Roger Maltbie	70	71	72	73	286/-2	6,075.33
T30	Tim Simpson	70	72	71	73	286/-2	6,075.33
T36	Ed Fiori	69	75	70	73	287/-1	4,506.86
T36	John Huston	69	71	73	74	287/-1	4,506.86
T36	Blaine McCallister	69	71	74	73	287/-1	4,506.86
T36	Tony Sills	73	72	69	73	287/-1	4,506.86
T36	Scott Verplank	74	69	72	72	287/-1	4,506.86
T36	Peter Jacobsen	69	74	70	74	287/-1	4,506.85
T36	Fred Wadsworth	72	72	73	70	287/-1	4,506.85
T43	Russ Cochran	70	71	70	77	288/E	3,045.00
T43	Ed Dougherty	73	70	74	71	288/E	3,045.00
T43	Raymond Floyd	72	73	71	72	288/E	3,045.00
T43	Bill Glasson	69	73	74	72	288/E	3,045.00
T43	Morris Hatalsky	71	71	73	73	288/E	3,045.00
T43	Kenny Knox	71	74	71	72	288/E	3,045.00
T43	Steve Lowery	71	68	73	76	288/E	3,045.00
T43	David Ogrin	71	72	75	70	288/E	3,045.00
T51	Mark Calcavecchia	66	72	75	76	289/1	2,353.34
T51	Bob Lohr	72	72	71	74	289/1	2,353.34
T51	Steve Elkington	72	73	72	72	289/1	2,353.33
T51	Buddy Gardner	69	70	76	74	289/1	2,353.33
T51	Aki Ohmachi	73	71	73	72	289/1	2,353.33
T51	Clarence Rose	74	71	72	72	289/1	2,353.33
T57	Lennie Clements	73	71	73	73	290/2	2,210.00
T57	Dave Eichelberger	71	72	74	73	290/2	2,210.00
T57	Brad Fabel	71	72	75	72	290/2	2,210.00
T57	Chris Perry	73	71	72	74	290/2	2,210.00
T57	Nick Price	69	73	73	75	290/2	2,210.00
T57	Gene Sauers	71	73	76	70	290/2	2,210.00
T63	John Mahaffey	70	74	74	73	291/3	2,120.00
T63	Andy North	74	68	73	76	291/3	2,120.00
T63	Bob Tway	72	71	74	74	291/3	2,120.00
T66	Rick Fehr	69	68	77	78	292/4	2,040.00
T66	Andrew Magee	75	70	74	73	292/4	2,040.00
T66	Dick Mast	73	71	75	73	292/4	2,040.00
T66	Jack Renner	70	72	74	76	292/4	2,040.00
T66	Bruce Zabriski	68	74	72	78	292/4	2,040.00
T71	Mike Donald	74	69	76	74	293/5	1,950.00
T71	Brad Faxon	73	72	74	74	293/5	1,950.00
T71	Larry Nelson	69	76	71	77	293/5	1,950.00
T71	Mark O'Meara	72	73	72	76	293/5	1,950.00
T75	Isao Aoki	72	72	74	76	294/6	1,870.00
T75	Bob Eastwood	74	68	78	74	294/6	1,870.00
T75	Bill Rogers	69	72	71	82	294/6	1,870.00
T75	Robert Thompson	66	74	75	79	294/6	1,870.00
T79	Fulton Allem	76	69	77	73	295/7	1,810.00
T79	A.J. Duncan	73	71	77	74	295/7	1,810.00
81	Nick Faldo	72	73	76	77	298/10	1,780.00
W/D	Bobby Mitchell	85	84			169/25	
DQ	Billy Andrade	73				73/1	
DQ	Doug Tewell	74				74/2	
W/D	Tommy Armour III	81				81/9	
W/D	Mike Sullivan	84				84/12	

1989 K-Mart Greater Greensboro Open

Forest Oaks Country Club, Greensboro, NC Par: 36-36–72, Yards: 6,958, Purse: $1,000,000, Apr. 20-23, 1989

LEADERS: First Round: Jim Booros, Tom Sieckmann, Bill Glasson, David Ogrin and Don Shirey were tied at 3-under-par 69. There were 10 players tied at 70. Second Round: Ken Green shot a 6-under-par 66 to lead at 5-under-par 139 and was tied for the lead with Booros, Dave Eichelberger and Duffy Waldorf. John Huston, Payne Stewart, J.C. Snead, Kenny Perry and Dave Barr were tied for fifth place at 4-under-par 140. Third round: Green birdied the 17th and 18th holes for another 66 and an 11-under-par 205. Huston bogeyed the 18th for a 67 and 9-under-par 207. Eichelberger and Booros were tied for third place at 5-under-par 211.
CUT: 83 players at 4-over-par 148.
PRO-AMATEUR: $7,500. Individual-Larry Nelson, 67, $750. Team-Morris Hatalsky, 54, $750.
WEATHER: Sunny the first three days but mostly cloudy on Sunday.

Winner: KEN GREEN 73-66-66-72 - 277 $180,000.00

POS	PLAYER	RND 1	RND 2	RND 3	RND 4	TOTAL	EARNINGS
1	Ken Green	73	66	66	72	277/-11	180,000.00
2	John Huston	71	69	67	72	279/-9	108,000.00
3	Ed Fiori	70	71	73	67	281/-7	68,000.00
4	Dave Eichelberger	72	67	72	71	282/-6	48,000.00
T5	Jim Booros	69	70	72	72	283/-5	36,500.00
T5	Greg Norman	73	72	70	68	283/-5	36,500.00
T5	Mike Sullivan	70	74	70	69	283/-5	36,500.00
T8	Kenny Perry	70	70	72	72	284/-4	30,000.00
T8	Mark Wiebe	72	69	71	72	284/-4	30,000.00
10	Dave Barr	71	69	73	73	286/-2	27,000.00
T11	Bob Gilder	74	73	72	68	287/-1	22,000.00
T11	Donnie Hammond	75	70	72	70	287/-1	22,000.00
T11	Don Pooley	71	74	75	67	287/-1	22,000.00
T11	Payne Stewart	71	69	76	71	287/-1	22,000.00
T15	John Adams	70	75	72	71	288/E	14,066.67
T15	David Edwards	70	71	75	72	288/E	14,066.67
T15	Mark McCumber	73	73	71	71	288/E	14,066.67
T15	Tom Purtzer	72	73	72	71	288/E	14,066.67
T15	Tom Sieckmann	69	76	71	72	288/E	14,066.67
T15	Curtis Strange	75	73	70	70	288/E	14,066.67
T15	Chip Beck	74	70	70	74	288/E	14,066.66
T15	Fred Couples	75	71	68	74	288/E	14,066.66
T15	Robert Thompson	73	73	69	73	288/E	14,066.66
T24	Davis Love III	73	69	75	72	289/1	8,525.00
T24	David Ogrin	69	76	69	75	289/1	8,525.00
T24	Gene Sauers	75	70	69	75	289/1	8,525.00
T24	Larry Silveira	70	75	68	76	289/1	8,525.00
T28	Bobby Clampett	71	74	73	72	290/2	6,368.75
T28	Dan Pohl	72	74	71	73	290/2	6,368.75
T28	Nick Price	72	75	72	71	290/2	6,368.75
T28	Dave Rummells	76	72	73	69	290/2	6,368.75
T28	Bill Sander	77	71	72	70	290/2	6,368.75
T28	J.C. Snead	71	69	75	75	290/2	6,368.75
T28	Ray Stewart	70	75	68	77	290/2	6,368.75
T28	Scott Verplank	71	71	76	72	290/2	6,368.75
T36	Jim Gallagher, Jr.	75	72	72	72	291/3	4,608.34
T36	Larry Mize	72	72	74	73	291/3	4,608.34
T36	Scott Hoch	73	73	75	70	291/3	4,608.33
T36	Don Shirey, Jr.	69	74	77	71	291/3	4,608.33
T36	Tony Sills	75	70	74	72	291/3	4,608.33
T36	Lance Ten Broeck	72	72	75	72	291/3	4,608.33
T42	George Archer	72	76	73	71	292/4	3,217.50
T42	Billy Ray Brown	72	73	76	71	292/4	3,217.50
T42	Russ Cochran	76	71	72	73	292/4	3,217.50
T42	Mike Donald	74	71	70	77	292/4	3,217.50
T42	Bob Eastwood	71	75	75	71	292/4	3,217.50
T42	Lon Hinkle	75	70	74	73	292/4	3,217.50
T42	Blaine McCallister	76	72	72	72	292/4	3,217.50
T42	Doug Tewell	71	73	71	77	292/4	3,217.50
T50	Ronnie Black	70	73	73	77	293/5	2,348.89
T50	Bill Buttner	74	70	72	77	293/5	2,348.89
T50	Tony Grimes	75	73	73	72	293/5	2,348.89
T50	John Inman	72	73	74	74	293/5	2,348.89
T50	Mark Lye	71	76	72	74	293/5	2,348.89
T50	Rocco Mediate	74	74	73	72	293/5	2,348.89
T50	Billy Pierot	76	70	76	71	293/5	2,348.89
T50	Loren Roberts	73	71	76	73	293/5	2,348.89
T50	Larry Rinker	77	71	75	70	293/5	2,348.88
T59	Brad Faxon	72	76	72	74	294/6	2,190.00
T59	Corey Pavin	76	72	72	74	294/6	2,190.00
T59	Jeff Sluman	71	72	71	80	294/6	2,190.00
T59	Leonard Thompson	74	72	71	77	294/6	2,190.00
T63	Jim Benepe	71	75	73	76	295/7	2,100.00
T63	Trevor Dodds	72	76	72	75	295/7	2,100.00
T63	Dan Halldorson	71	71	75	78	295/7	2,100.00
T63	Dick Mast	70	73	78	74	295/7	2,100.00
T63	Tim Norris	74	74	73	74	295/7	2,100.00
T68	Billy Mayfair	72	74	74	76	296/8	2,000.00
T68	John McComish	75	69	72	80	296/8	2,000.00
T68	Chris Perry	75	73	75	73	296/8	2,000.00
T68	Greg Twiggs	70	75	73	78	296/8	2,000.00
T68	Duffy Waldorf	71	68	81	76	296/8	2,000.00
T73	Gary Hallberg	78	70	73	76	297/9	1,910.00
T73	Andrew Magee	73	71	73	80	297/9	1,910.00
T73	Larry Nelson	72	71	79	75	297/9	1,910.00
T73	Clarence Rose	75	73	73	76	297/9	1,910.00
T77	David Frost	72	75	77	74	298/10	1,840.00
T77	Fred Funk	77	71	73	77	298/10	1,840.00
T77	Bill Glasson	69	76	79	74	298/10	1,840.00
T80	Bob Tway	76	71	76	77	300/12	1,790.00
T80	Howard Twitty	75	73	76	76	300/12	1,790.00
82	Ted Schulz	73	71	78	80	302/14	1,760.00
83	Steve Elkington	73	74	77	79	303/15	1,740.00
W/D	Tim Simpson	76	76			152/8	
W/D	Jay Haas	76	80			156/12	
W/D	David Canipe	80				80/8	
W/D	Lennie Clements	84				84/12	
W/D	Jim Thorpe	85				85/13	

1990 K-Mart Greater Greensboro Open

Forest Oaks Country Club, Greensboro, NC Purse: $1,250,000, Par: 36-36–72, Yards: 6,958, April 19-22, 1990

LEADERS: First round: Lenny Clements shot a 3-under-par 69 and led by one stroke over eight players. Second round: Jim Gallagher added a second 70 for a 4-under-par 140 and led by one over Phil Blackmar, Fred Couples, Tommy Armour III and Mark Wiebe. Third round: Mike Reid, with a 5-under-par 67, moved in front at 7-under-par 209. Couples was three strokes back at 212. Jeff Sluman and Nick Price were at 213.
CUT: 71 players at 3-over-par 147.
PRO-AMATEUR: $7,500. Individual-Bill Glasson, 67. $750. Team-Bob Tway, 56, $750.
WEATHER: Mostly sunny with some wind on Thursday and Friday. Mostly cloudy Saturday. Sunday, quite pleasant with some winds.

Winner: Steve Elkington 74-71-71-66 282 $225,000.00

POS	PLAYER	RND 1	RND 2	RND 3	RND 4	TOTAL	EARNINGS
1	Steve Elkington	74	71	71	66	282/-6	225,000.00
T2	Mike Reid	72	70	67	75	284/-4	110,000.00
T2	Jeff Sluman	71	74	68	71	284/-4	110,000.00
T4	Paul Azinger	72	73	73	67	285/-3	51,666.67
T4	Mike Hulbert	73	70	73	69	285/-3	51,666.67
T4	Fred Couples	71	70	71	73	285/-3	51,666.66
T7	Joey Sindelar	70	73	75	68	286/-2	38,958.34
T7	Chip Beck	72	72	70	72	286/-2	38,958.33
T7	John Huston	74	69	71	72	286/-2	38,958.33
T10	Phil Blackmar	70	71	74	72	287/-1	25,138.89
T10	Lennie Clements	69	74	75	69	287/-1	25,138.89
T10	Jay Delsing	74	73	71	69	287/-1	25,138.89
T10	David Edwards	70	75	72	70	287/-1	25,138.89
T10	Jim Gallagher, Jr.	70	70	74	73	287/-1	25,138.89
T10	Bill Glasson	72	71	72	72	287/-1	25,138.89
T10	Donnie Hammond	71	71	76	69	287/-1	25,138.89
T10	Lanny Wadkins	71	73	73	70	287/-1	25,138.89
T10	Nick Price	71	71	71	74	287/-1	25,138.88
T19	John Cook	74	71	75	68	288/E	12,409.10
T19	Tommy Armour III	71	70	76	71	288/E	12,409.09
T19	Bill Britton	74	72	72	70	288/E	12,409.09
T19	George Burns	73	72	74	69	288/E	12,409.09
T19	Brian Claar	73	71	71	73	288/E	12,409.09
T19	Ed Fiori	71	71	75	71	288/E	12,409.09
T19	Robert Gamez	70	73	72	73	288/E	12,409.09
T19	Mark McCumber	71	71	75	71	288/E	12,409.09
T19	Kenny Perry	72	72	72	72	288/E	12,409.09
T19	Doug Tewell	71	71	74	72	288/E	12,409.09
T19	Mark Wiebe	71	70	75	72	288/E	12,409.09
T30	Loren Roberts	74	71	73	71	289/1	8,125.00
T30	Bill Sander	73	72	74	70	289/1	8,125.00
T30	Ted Schulz	70	73	75	71	289/1	8,125.00
T33	Russ Cochran	74	73	74	69	290/2	6,604.17
T33	Bob Gilder	73	69	76	72	290/2	6,604.17
T33	Don Shirey, Jr.	74	69	78	69	290/2	6,604.17
T33	J.C. Snead	74	73	72	71	290/2	6,604.17
T33	Jay Don Blake	74	70	70	76	290/2	6,604.16
T33	Mark Calcavecchia	74	70	71	75	290/2	6,604.16
T39	Dave Eichelberger	73	72	73	73	291/3	5,125.00
T39	Fred Funk	72	75	75	69	291/3	5,125.00
T39	Steve Hart	75	71	73	72	291/3	5,125.00
T39	Mark Lye	72	72	72	75	291/3	5,125.00
T39	Ray Stewart	73	71	72	75	291/3	5,125.00
T44	Bobby Clampett	70	76	73	73	292/4	4,125.00
T44	Bobby Wadkins	75	71	74	72	292/4	4,125.00
T44	Fuzzy Zoeller	71	72	74	75	292/4	4,125.00
T47	Dave Barr	71	76	75	71	293/5	3,171.88
T47	Jay Haas	73	73	76	71	293/5	3,171.88
T47	Lee Janzen	70	73	80	70	293/5	3,171.88
T47	Clarence Rose	74	73	76	70	293/5	3,171.88
T47	Danny Edwards	73	72	76	72	293/5	3,171.87
T47	Nolan Henke	75	71	75	72	293/5	3,171.87
T47	Bob Lohr	72	74	75	72	293/5	3,171.87
T47	Larry Nelson	73	74	74	72	293/5	3,171.87
T55	Emlyn Aubrey	74	73	74	73	294/6	2,862.50
T55	Mark Brooks	75	72	75	72	294/6	2,862.50
T57	Billy Andrade	75	72	74	74	295/7	2,787.50
T57	Clark Dennis	71	75	73	76	295/7	2,787.50
T57	John Inman	74	70	75	76	295/7	2,787.50
T57	Gene Sauers	71	75	71	78	295/7	2,787.50
T61	Ronnie Black	73	73	76	74	296/8	2,712.50
T61	Ken Green	71	73	78	74	296/8	2,712.50
T63	Dewey Arnette	71	76	78	74	299/11	2,637.50
T63	Roger Maltbie	73	72	74	80	299/11	2,637.50
T63	Grant Waite	74	72	76	77	299/11	2,637.50
T63	Karl Zoller	73	74	76	76	299/11	2,637.50
T67	David Ogrin	74	71	76	79	300/12	2,562.50
T67	Duffy Waldorf	72	71	81	76	300/12	2,562.50
T69	Jeff Hart	73	73	80	75	301/13	2,512.50
T69	Gary McCord	72	75	75	79	301/13	2,512.50
71	Morris Hatalsky	75	72	78	80	305/17	2,475.00
W/D	Calvin Peete	76	78			154/10	
W/D	Tom Byrum	83				83/11	

1991 K-Mart Greater Greensboro Open

Forest Oaks Country Club, Greensboro, NC Par: 36-36–72, Yards: 6,958, Purse: $1,250,000, April 25-28, 1991

LEADERS: First Round: Bob Wolcott shot a 5-under-par 67 and led Chris Perry and Mark O'Meara by a stroke. Second Round: Lanny Wadkins shot a 7-under-par 65 and Gene Sauers fired an 8-under-par 64 to both finish at 10-under-par 134. Jeff Sluman and Wolcott were two strokes back at 136. Third Round: Duffy Waldorf tied the course record with a 9-under-par 63 and finished tied with Wolcott at 12-under-par 204. Wolcott shot 68 for the day. Sluman, Wadkins and Sauers were two strokes back at 206.
CUT: 71 players at even-par 144.
PRO-AM: $7,500. Individual–John Huston, 65, $750. Team–Jay Delsing, Tommy Armour III, 55, $675 each.
WEATHER: Thursday was beautiful. Friday was overcast with a 30-minute shower that did not delay play. Saturday was overcast. Sunday was overcast in the morning, but sunny in the afternoon.

Winner: Mark Brooks 71-70-70-64 275 $225,000.00 (won playoff with par on third extra hole)

POS	PLAYER	RND 1	RND 2	RND 3	RND 4	TOTAL	EARNINGS
1	Mark Brooks	71	70	70	64	275/-13	225,000.00
2	Gene Sauers	70	64	72	69	275/-13	135,000.00
T3	John Huston	74	68	69	65	276/-12	72,500.00
T3	Bob Wolcott	67	69	68	72	276/-12	72,500.00
T5	Bill Britton	70	70	69	68	277/-11	43,906.25
T5	Mike Hulbert	70	70	69	68	277/-11	43,906.25
T5	Jeff Sluman	69	67	70	71	277/-11	43,906.25
T5	Lanny Wadkins	69	65	72	71	277/-11	43,906.25
T9	Marco Dawson	71	71	69	67	278/-10	33,750.00
T9	Davis Love III	75	67	67	69	278/-10	33,750.00
T9	Loren Roberts	71	71	68	68	278/-10	33,750.00
T12	Jay Delsing	73	71	68	67	279/-9	26,250.00
T12	Jeff Maggert	71	73	68	67	279/-9	26,250.00
T12	Duffy Waldorf	71	70	63	75	279/-9	26,250.00
T15	Bob Eastwood	70	74	68	68	280/-8	21,875.00
T15	Blaine McCallister	70	71	70	69	280/-8	21,875.00
T17	Brad Faxon	71	67	74	69	281/-7	17,500.00
T17	Kenny Perry	73	70	71	67	281/-7	17,500.00
T17	John Ross	71	67	72	71	281/-7	17,500.00
T17	Payne Stewart	69	69	70	73	281/-7	17,500.00
T17	Greg Twiggs	71	68	73	69	281/-7	17,500.00
T22	Chip Beck	72	69	69	72	282/-6	13,000.00
T22	Billy Ray Brown	71	70	72	69	282/-6	13,000.00
T22	David Edwards	74	69	70	69	282/-6	13,000.00
T25	Jim Booros	72	70	73	68	283/-5	7,891.67
T25	Bobby Clampett	73	65	75	70	283/-5	7,891.67
T25	Keith Clearwater	74	69	73	67	283/-5	7,891.67
T25	Mark Lye	72	70	70	71	283/-5	7,891.67
T25	Chris Perry	68	71	75	69	283/-5	7,891.67
T25	Dillard Pruitt	73	69	70	71	283/-5	7,891.67
T25	Bill Sander	72	69	72	70	283/-5	7,891.67
T25	Joey Sindelar	69	74	71	69	283/-5	7,891.67
T25	Dicky Thompson	70	70	73	70	283/-5	7,891.67
T25	Leonard Thompson	71	73	73	66	283/-5	7,891.67
T25	Ed Dougherty	71	69	69	74	283/-5	7,891.66
T25	Brad Fabel	72	71	69	71	283/-5	7,891.66
T25	Robert Gamez	74	66	69	74	283/-5	7,891.66
T25	Dudley Hart	71	70	70	72	283/-5	7,891.66
T25	Rocco Mediate	72	71	69	71	283/-5	7,891.66
T40	Andy Bean	75	68	71	70	284/-4	4,875.00
T40	Bill Buttner	72	70	71	71	284/-4	4,875.00
T40	Brian Claar	69	73	71	71	284/-4	4,875.00
T40	John Inman	70	67	76	71	284/-4	4,875.00
T40	Willie Wood	70	70	71	73	284/-4	4,875.00
T45	Jim Gallagher, Jr.	71	71	70	73	285/-3	3,575.00
T45	Gary Hallberg	70	72	71	72	285/-3	3,575.00
T45	Dan Halldorson	71	71	72	71	285/-3	3,575.00
T45	Mark O'Meara	68	72	74	71	285/-3	3,575.00
T45	Dave Rummells	71	72	70	72	285/-3	3,575.00
T45	Robert Thompson	70	73	74	68	285/-3	3,575.00
T51	Dave Barr	70	72	71	73	286/-2	2,925.00
T51	Tom Byrum	74	69	73	70	286/-2	2,925.00
T51	Bob Gilder	70	68	75	73	286/-2	2,925.00
T51	Ken Green	72	69	72	73	286/-2	2,925.00
T51	Mike Springer	70	74	73	69	286/-2	2,925.00
T51	Hal Sutton	71	73	71	71	286/-2	2,925.00
T51	Kirk Triplett	69	72	69	76	286/-2	2,925.00
T58	JC Anderson	71	71	71	74	287/-1	2,762.50
T58	Emlyn Aubrey	75	68	71	73	287/-1	2,762.50
T58	Joel Edwards	71	73	73	70	287/-1	2,762.50
T58	Dan Pohl	73	69	70	75	287/-1	2,762.50
T62	Billy Andrade	71	70	74	73	288/E	2,675.00
T62	Jim Hamilton	72	72	72	72	288/E	2,675.00
T62	Bryan Norton	76	68	72	72	288/E	2,675.00
T65	David Peoples	69	72	72	76	289/1	2,612.50
T65	Mike Sullivan	71	69	74	75	289/1	2,612.50
T67	Bob Lohr	73	70	69	78	290/2	2,562.50
T67	Howard Twitty	70	73	73	74	290/2	2,562.50
69	Clark Dennis	69	73	76	74	292/4	2,525.00
70	Jim Benepe	72	69	79	73	293/5	2,500.00
71	Carl Cooper	72	72	75	75	294/6	2,475.00
W/D	Fulton Allem	76	77			153/9	
W/D	Craig Stadler	73				73/1	

1992 K-Mart Greater Greensboro Open

Forest Oaks Country Club, Greensboro, NC Par: 36-36–72, Yards: 6,958, Purse: $1,250,000, April 23-26, 1992

LEADERS: First Round: Brain Claar, Jeff Maggert, Robert Gamez, Bill Britton, Phil Blackmar and Kenny Perry all fired 5-under-par 67s and led by a stroke over six others. Second Round: Phil Blackmar, at 11-under-par 133, led by a stroke over Mike Reid. Third Round: Rocco Mediate, at 9-under-par 207, led by one over Brad Faxon, Tom Byrum and Reid.
CUT: 74 players at even-par 144.
PRO-AMATEUR: Due to flash floods on Tuesday, the pro-am was reduced to two nine-hole events. Front Nine Individual–Fuzzy Zoeller, Loren Roberts, 33, $431.25 each. Front Nine Team–John Mahaffey. 26.
$450. Back Nine Individual–Craig Stadler, 31, $450. Back Nine Team–Bob Tway, 26, $450.
WEATHER: Thursday was beautiful. Friday was partly cloudy. Saturday was partly cloudy and cooler. Sunday was overcast and much cooler.

Winner: Davis Love III 71-68-71-62 272 $225,000.00

POS	PLAYER	RND 1	RND 2	RND 3	RND 4	TOTAL	EARNINGS
1	Davis Love III	71	68	71	62	272/-16	225,000.00
2	John Cook	73	71	66	68	278/-10	135,000.00
T3	Paul Azinger	68	69	72	70	279/-9	53,437.50
T3	Chip Beck	69	67	75	68	279/-9	53,437.50
T3	Tom Byrum	71	67	70	71	279/-9	53,437.50
T3	Tom Kite	70	70	70	69	279/-9	53,437.50
T3	Craig Parry	73	69	68	69	279/-9	53,437.50
T3	Mike Reid	68	67	73	71	279/-9	53,437.50
9	Rocco Mediate	72	66	69	73	280/-8	36,250.00
10	Mark Brooks	68	71	71	71	281/-7	33,750.00
T11	Ken Green	71	70	72	69	282/-6	23,333.34
T11	Wayne Levi	72	68	74	68	282/-6	23,333.34
T11	Jeff Sluman	70	69	74	69	282/-6	23,333.34
T11	Phil Blackmar	67	66	78	71	282/-6	23,333.33
T11	Bill Britton	67	73	71	71	282/-6	23,333.33
T11	Jay Delsing	69	71	72	70	282/-6	23,333.33
T11	Brad Faxon	70	68	70	74	282/-6	23,333.33
T11	Mike Hulbert	70	70	71	71	282/-6	23,333.33
T11	Dillard Pruitt	71	71	68	72	282/-6	23,333.33
T20	Jay Haas	71	70	71	71	283/-5	13,035.72
T20	Doug Martin	70	72	71	70	283/-5	13,035.72
T20	Kenny Perry	67	74	74	68	283/-5	13,035.72
T20	Ronnie Black	70	69	72	72	283/-5	13,035.71
T20	Russ Cochran	70	70	69	74	283/-5	13,035.71
T20	Steve Elkington	71	67	71	74	283/-5	13,035.71
T20	David Frost	70	74	65	74	283/-5	13,035.71
T27	Tom Lehman	72	69	70	73	284/-4	9,250.00
T27	Loren Roberts	70	69	75	70	284/-4	9,250.00
T27	Gene Sauers	70	71	72	71	284/-4	9,250.00
T30	Jim Gallagher, Jr.	71	69	73	72	285/-3	7,594.17
T30	Robert Gamez	67	72	74	72	285/-3	7,594.17
T30	John Inman	71	73	72	69	285/-3	7,594.17
T30	Howard Twitty	71	70	74	70	285/-3	7,594.17
T30	Fulton Allem	72	68	70	75	285/-3	7,594.16
T30	Ronan Rafferty	68	70	74	73	285/-3	7,594.16
T36	Marco Dawson	70	71	73	72	286/-2	5,887.00
T36	Danny Edwards	74	70	72	70	286/-2	5,887.00
T36	Jim Hallet	71	72	71	72	286/-2	5,887.00
T36	Payne Stewart	70	73	73	70	286/-2	5,887.00
T36	Bobby Wadkins	75	68	70	73	286/-2	5,887.00
T41	Dave Barr	74	70	68	75	287/-1	4,375.00
T41	Brian Claar	67	70	74	76	287/-1	4,375.00
T41	Keith Clearwater	72	71	71	73	287/-1	4,375.00
T41	Gary Hallberg	70	71	74	72	287/-1	4,375.00
T41	David Peoples	70	69	73	75	287/-1	4,375.00
T41	Mike Standly	70	74	70	73	287/-1	4,375.00
T41	Greg Twiggs	71	67	75	74	287/-1	4,375.00
T48	Bruce Fleisher	69	74	73	72	288/E	3,107.15
T48	Dudley Hart	71	73	73	71	288/E	3,107.15
T48	Bob Estes	70	73	72	73	288/E	3,107.14
T48	Jeff Maggert	67	72	73	76	288/E	3,107.14
T48	John Mahaffey	70	72	72	74	288/E	3,107.14
T48	Jim McGovern	70	74	71	73	288/E	3,107.14
T48	David Ogrin	68	69	75	76	288/E	3,107.14
T55	Lance Ten Broeck	68	71	74	76	289/1	2,837.50
T55	Doug Tewell	72	71	72	74	289/1	2,837.50
T55	Bob Tway	71	70	71	77	289/1	2,837.50
T55	Fuzzy Zoeller	72	71	73	73	289/1	2,837.50
T59	Brad Bryant	69	69	79	73	290/2	2,712.50
T59	Fred Couples	70	72	73	75	290/2	2,712.50
T59	Ed Dougherty	69	75	73	73	290/2	2,712.50
T59	Morris Hatalsky	72	70	74	74	290/2	2,712.50
T59	Blaine McCallister	70	71	78	71	290/2	2,712.50
T59	Mike Springer	74	67	71	78	290/2	2,712.50
T65	Bobby Clampett	74	69	73	75	291/3	2,575.00
T65	Dick Mast	71	72	73	75	291/3	2,575.00
T65	Peter Persons	70	72	73	76	291/3	2,575.00
T65	Tom Purtzer	72	71	75	73	291/3	2,575.00
T65	Mark Wiebe	74	70	73	74	291/3	2,575.00
T70	Dan Forsman	74	68	74	78	294/6	2,487.50
T70	John Huston	71	73	72	78	294/6	2,487.50
T72	Frank Conner	73	71	76	75	295/7	2,437.50
T72	Nolan Henke	71	71	76	77	295/7	2,437.50
W/D	Peter Jacobsen	71	71			142/-2	
W/D	Brandel Chamblee	75	75			150/6	
W/D	Bill Sander	77	79			156/12	
W/D	Tim Simpson	74				74/2	

1993 K-Mart Greater Greensboro Open

Forest Oaks Country Club, Greensboro, NC Par: 36-36–72, Yards: 6,958, Purse: $1,500,000, April 22-25, 1993

LEADERS: First round: Tom Purtzer and Mike Sullivan at 5-under-par 67 led by two over Jay Haas, Rick Lewallen, Jim Hallet, Jim McGovern and Chip Beck. Second round: Sullivan, at 9-under 135, led by two over Dudley Hart. Third round: Steve Elkington and Sullivan, at 8-under-par 208, led by one over Gil Morgan.
CUT: 84 players at 3-over-par.
PRO-AM: Due to darkness, the pro-am was divided into three separate events. The morning group completed 18 holes, while the afternoon segment was divided into two nine-hole events. Morning Individual–Brad Faxon, Tom Watson, John Cook, 68, $412.50 each. Morning Team–Rick Fehr, 55, $450. Afternoon Front Nine Individual–Fuzzy Zoeller, 34, $375. Afternoon Front Nine Team–Sandy Lyle, 27, $450. Afternoon Back Nine Individual–Jay Delsing, Nolan Henke, 34, $337.50. Afternoon Back Nine Team–Ken Green, 25, $375.
WEATHER: Thursday and Friday were sunny, very cool and breezy. Saturday and Sunday were very pleasant with some wind.

Winner: Rocco Mediate 74-67-71-69-281 (Won playoff with birdie on fourth extra hole) $270,000.00

POS	PLAYER	RND 1	RND 2	RND 3	RND 4	TOTAL	EARNINGS
1	Rocco Mediate	74	67	71	69	281/-7	270,000.00
2	Steve Elkington	71	68	69	73	281/-7	162,000.00
T3	Paul Azinger	73	67	70	72	282/-6	78,000.00
T3	Dudley Hart	72	65	74	71	282/-6	78,000.00
T3	Gil Morgan	71	69	69	73	282/-6	78,000.00
T6	David Edwards	70	71	70	72	283/-5	50,250.00
T6	Lee Janzen	71	71	70	71	283/-5	50,250.00
T6	Mark Wiebe	72	73	68	70	283/-5	50,250.00
T9	Billy Andrade	74	72	68	70	284/-4	40,500.00
T9	Vijay Singh	72	67	72	73	284/-4	40,500.00
T9	Jeff Sluman	78	65	71	70	284/-4	40,500.00
T12	Mark Brooks	76	68	69	72	285/-3	26,812.50
T12	Mark Calcavecchia	72	69	76	68	285/-3	26,812.50
T12	Peter Jacobsen	70	70	75	70	285/-3	26,812.50
T12	Jim McGovern	69	72	75	69	285/-3	26,812.50
T12	Mark O'Meara	74	68	72	71	285/-3	26,812.50
T12	Gene Sauers	74	69	76	66	285/-3	26,812.50
T12	Mike Sullivan	67	68	73	77	285/-3	26,812.50
T12	Tom Watson	75	70	72	68	285/-3	26,812.50
T20	Russell Beiersdorf	75	71	69	71	286/-2	16,250.00
T20	Lennie Clements	70	68	72	76	286/-2	16,250.00
T20	John Cook	71	73	70	72	286/-2	16,250.00
T20	Jay Haas	69	73	74	70	286/-2	16,250.00
T20	Donnie Hammond	73	72	68	73	286/-2	16,250.00
T20	Howard Twitty	72	71	70	73	286/-2	16,250.00
26	Joel Edwards	70	73	71	73	287/-1	12,000.00
T27	Chip Beck	69	74	74	71	288/E	10,425.00
T27	John Huston	73	70	72	73	288/E	10,425.00
T27	Tom Lehman	72	73	71	72	288/E	10,425.00
T27	Davis Love III	71	74	71	72	288/E	10,425.00
T27	John Mahaffey	70	71	70	77	288/E	10,425.00
T27	Tom Purtzer	67	77	74	70	288/E	10,425.00
T33	Brian Claar	72	73	75	69	289/1	7,925.00
T33	Robert Gamez	74	72	71	72	289/1	7,925.00
T33	Wayne Levi	75	72	70	72	289/1	7,925.00
T33	Craig Parry	71	72	74	72	289/1	7,925.00
T33	Don Pooley	74	72	70	73	289/1	7,925.00
T33	Marty Schiene	74	71	74	70	289/1	7,925.00
T39	Roger Maltbie	70	71	76	73	290/2	6,300.00
T39	Lance Ten Broeck	72	70	72	76	290/2	6,300.00
T39	Jim Thorpe	75	71	72	72	290/2	6,300.00
T39	Grant Waite	74	73	70	73	290/2	6,300.00
T43	John Adams	73	67	77	74	291/3	4,680.00
T43	Rick Fehr	73	73	71	74	291/3	4,680.00
T43	Jim Gallagher, Jr.	74	73	76	68	291/3	4,680.00
T43	Brian Kamm	74	73	73	71	291/3	4,680.00
T43	Dick Mast	70	75	68	78	291/3	4,680.00
T43	Peter Persons	73	71	74	73	291/3	4,680.00
T43	Tom Sieckmann	73	73	70	75	291/3	4,680.00
T50	Jay Delsing	72	73	75	72	292/4	3,485.46
T50	John Flannery	75	72	75	70	292/4	3,485.46
T50	John Inman	72	73	74	73	292/4	3,485.46
T50	Sandy Lyle	75	70	74	73	292/4	3,485.46
T50	Harry Taylor	72	70	78	72	292/4	3,485.46
T50	Jaime Gomez	75	71	72	74	292/4	3,485.45
T50	Hale Irwin	71	73	70	78	292/4	3,485.45
T50	Len Mattiace	73	72	74	73	292/4	3,485.45
T50	Phil Mickelson	77	68	73	74	292/4	3,485.45
T50	Tim Simpson	76	71	71	74	292/4	3,485.45
T50	Fuzzy Zoeller	74	72	71	75	292/4	3,485.45
T61	Ronnie Black	72	73	72	76	293/5	3,195.00
T61	Kelly Gibson	74	72	73	74	293/5	3,195.00
T61	Ken Green	73	73	71	76	293/5	3,195.00
T61	Dave Peege	71	72	76	74	293/5	3,195.00
T61	Kenny Perry	76	71	74	72	293/5	3,195.00
T61	Mike Springer	73	74	73	73	293/5	3,195.00
T67	Brad Bryant	71	75	74	74	294/6	3,045.00
T67	Rick Dalpos	70	75	71	78	294/6	3,045.00
T67	Bruce Fleisher	74	71	72	77	294/6	3,045.00
T67	Loren Roberts	72	75	75	72	294/6	3,045.00
T71	Jim Hallet	69	75	78	73	295/7	2,940.00
T71	Nolan Henke	72	74	75	74	295/7	2,940.00
T71	Greg Kraft	72	71	73	79	295/7	2,940.00
T74	John Daly	75	72	74	75	296/8	2,835.00
T74	Mike Hulbert	73	73	71	79	296/8	2,835.00
T74	Skip Kendall	71	75	73	77	296/8	2,835.00
T74	Kirk Triplett	74	73	76	73	296/8	2,835.00
T78	Bob Estes	76	70	78	73	297/9	2,715.00
T78	Mark Lye	74	73	73	77	297/9	2,715.00
T78	Ted Schulz	71	71	75	80	297/9	2,715.00
T78	Joey Sindelar	75	72	74	76	297/9	2,715.00
82	Mark Carnevale	73	74	77	74	298/10	2,640.00
83	Rick Lewallen	69	74	76	80	299/11	2,610.00
84	David Toms	77	70	77	76	300/12	2,580.00
W/D	Jim Woodward	75	85			160/16	
W/D	Dave Rummells	78				78/6	
W/D	Mike Smith	80				80/8	
W/D	Eddie Pearce	85				85/13	

1994 K-Mart Greater Greensboro Open

Forest Oaks Country Club, Greensboro, NC Par: 36-36–72, Yards: 6,958, Purse: $1,500,000, April 21-24, 1994

LEADERS: First round: Mike Springer, after an 8-under-par 64, held a one-stroke lead over Hale Irwin. Pete Jordan was in third place with a 66. Second round: Springer, at 11-under-par 133, was four strokes ahead of Ed Humenik. Third round: Springer, at 13-under-par 203, maintained a four-stroke lead over John Morse and Brad Bryant.
CUT: 76 players at 1-over-par 145.
PRO-AM: $7.500. Individual–Tom Kite, 67, $750. Team–Michael Allen, 52, $750.
WEATHER: Sunny and clear Thursday with some wind; cool in the morning, with temperatures warming throughout the day. Mostly cloudy, cold and windy Friday, with temperatures getting only to the 50s. Sunny and warm Saturday and Sunday, with cool mornings both days.

Winner: Mike Springer 64-69-70-72 275 $270,000.00

POS	PLAYER	RND 1	RND 2	RND 3	RND 4	TOTAL	EARNINGS
1	Mike Springer	64	69	70	72	275/-13	270,000.00
T2	Brad Bryant	68	71	68	71	278/-10	112,000.00
T2	Ed Humenik	72	65	73	68	278/-10	112,000.00
T2	Hale Irwin	65	73	71	69	278/-10	112,000.00
5	Bob Lohr	69	71	69	70	279/-9	60,000.00
T6	Donnie Hammond	70	71	69	70	280/-8	52,125.00
T6	John Morse	72	68	67	73	280/-8	52,125.00
T8	David Edwards	71	74	68	68	281/-7	42,000.00
T8	Joel Edwards	69	69	73	70	281/-7	42,000.00
T8	Dudley Hart	75	69	67	70	281/-7	42,000.00
T8	Mike Smith	69	73	69	70	281/-7	42,000.00
12	Gil Morgan	68	71	69	74	282/-6	34,500.00
T13	Jay Haas	69	73	71	70	283/-5	30,000.00
T13	Howard Twitty	72	69	71	71	283/-5	30,000.00
T15	Guy Boros	71	73	69	71	284/-4	22,500.00
T15	Lennie Clements	71	69	72	72	284/-4	22,500.00
T15	Marco Dawson	70	74	72	68	284/-4	22,500.00
T15	Brad Faxon	68	73	73	70	284/-4	22,500.00
T15	Billy Kratzert	69	72	72	71	284/-4	22,500.00
T15	Steve Lowery	71	72	71	70	284/-4	22,500.00
T15	Roger Maltbie	69	75	70	70	284/-4	22,500.00
T22	John Cook	72	72	71	70	285/-3	13,521.43
T22	Bill Glasson	68	73	72	72	285/-3	13,521.43
T22	John Huston	73	65	75	72	285/-3	13,521.43
T22	Lee Janzen	68	72	73	72	285/-3	13,521.43
T22	Brett Ogle	72	70	71	72	285/-3	13,521.43
T22	Mike Reid	70	73	72	70	285/-3	13,521.43
T22	Dave Barr	72	71	68	74	285/-3	13,521.42
T29	Mark Brooks	68	74	69	75	286/-2	9,975.00
T29	Jay Delsing	69	75	69	73	286/-2	9,975.00
T29	Mike Hulbert	71	72	68	75	286/-2	9,975.00
T29	Blaine McCallister	70	70	74	72	286/-2	9,975.00
T33	Mark Calcavecchia	71	70	71	75	287/-1	8,287.50
T33	Peter Jacobsen	72	73	72	70	287/-1	8,287.50
T33	Craig Parry	69	71	75	72	287/-1	8,287.50
T33	Gene Sauers	71	71	74	71	287/-1	8,287.50
T37	Chip Beck	71	73	71	73	288/E	6,450.00
T37	Steve Brodie	72	73	74	69	288/E	6,450.00
T37	Robert Gamez	70	74	71	73	288/E	6,450.00
T37	Kelly Gibson	70	73	73	72	288/E	6,450.00
T37	Ken Green	71	73	70	74	288/E	6,450.00
T37	Steve Stricker	72	73	71	72	288/E	6,450.00
T37	Willie Wood	73	72	74	69	288/E	6,450.00
T44	Billy Andrade	71	73	72	73	289/1	4,062.50
T44	Brandel Chamblee	71	73	74	71	289/1	4,062.50
T44	Bobby Clampett	74	71	70	74	289/1	4,062.50
T44	Glen Day	69	73	73	74	289/1	4,062.50
T44	Brad Fabel	72	71	75	71	289/1	4,062.50
T44	Jim Furyk	70	73	73	73	289/1	4,062.50
T44	Mark O'Meara	72	73	74	70	289/1	4,062.50
T44	David Peoples	67	75	74	73	289/1	4,062.50
T44	Joey Sindelar	70	75	73	71	289/1	4,062.50
T44	Ted Tryba	70	73	73	73	289/1	4,062.50
T44	Duffy Waldorf	69	74	73	73	289/1	4,062.50
T44	Fuzzy Zoeller	74	68	74	73	289/1	4,062.50
T56	John Adams	69	72	76	73	290/2	3,330.00
T56	Chris DiMarco	69	73	78	70	290/2	3,330.00
T56	Steve Elkington	76	69	71	74	290/2	3,330.00
T56	David Feherty	70	74	71	75	290/2	3,330.00
T56	Steve Pate	73	72	76	69	290/2	3,330.00
T56	Jeff Sluman	73	72	73	72	290/2	3,330.00
T56	Jeff Woodland	73	69	76	72	290/2	3,330.00
63	Brian Claar	70	71	75	75	291/3	3,210.00
T64	Bob Gilder	73	72	76	71	292/4	3,165.00
T64	Vijay Singh	71	73	76	72	292/4	3,165.00
66	Larry Nelson	71	72	76	74	293/5	3,120.00
T67	Chris Smith	71	74	78	71	294/6	3,075.00
T67	Kirk Triplett	74	70	76	74	294/6	3,075.00
T69	Phil Tataurangi	71	74	73	77	295/7	3,015.00
T69	Bobby Wadkins	75	69	75	76	295/7	3,015.00
T71	Trevor Dodds	69	76	77	74	296/8	2,940.00
T71	Pete Jordan	66	77	75	78	296/8	2,940.00
T71	Grant Waite	74	71	77	74	296/8	2,940.00
74	Russ Cochran	73	72	79	74	298/10	2,880.00
75	Bob Burns	70	74	81	75	300/12	2,850.00
76	Charles Raulerson	74	68	81	78	301/13	2,820.00
W/D	Lanny Wadkins	76				76/4	
W/D	Billy Ray Brown	85				85/13	

1995 K-Mart Greater Greensboro Open

Forest Oaks Country Club, Greensboro, NC Par: 36-36–72, Yards: 7,062, Purse: $1,500,000, April 20-23, 1995

LEADERS: First Round: Vijay Singh, Brad Faxon and Steve Lowery each shot 7-under-par 65s and led Davis Love III by one stroke. Second round: Kirk Triplett, after a second-round 65, stood at 11-under-par 133, one stroke ahead of Peter Jacobsen. Third round: Jeff Sluman shot a 66 for 15-under-par 201, two strokes ahead of Jacobsen.
CUT: 73 players at 1-under-par 143.
PRO-AM: Individual–Billy Mayfair, 65, $750 Team–Clark Dennis, 50, $750.
WEATHER: Thursday was sunny and warm until a few afternoon showers moved in. Friday was cooler and overcast with gusty winds, but it was sunny and back into the 80s on Saturday. Sunday, it was much cooler with periods of rain.

Winner: Jim Gallagher, Jr. 69-70-69-66-274 $270,000

POS	PLAYER	RND 1	RND 2	RND 3	RND 4	TOTAL	EARNINGS
1	Jim Gallagher, Jr.	69	70	69	66	274/-14	270,000.00
T2	Peter Jacobsen	69	65	69	72	275/-13	132,000.00
T2	Jeff Sluman	70	65	66	74	275/-13	132,000.00
4	John Adams	70	66	70	70	276/-12	72,000.00
5	Mark Calcavecchia	68	73	67	69	277/-11	60,000.00
6	Jesper Parnevik	70	68	68	72	278/-10	54,000.00
T7	Guy Boros	73	67	70	69	279/-9	43,650.00
T7	Brad Faxon	65	71	71	72	279/-9	43,650.00
T7	Vijay Singh	65	72	69	73	279/-9	43,650.00
T7	Steve Stricker	68	73	66	72	279/-9	43,650.00
T7	Ted Tryba	69	70	69	71	279/-9	43,650.00
T12	Hal Sutton	67	68	74	71	280/-8	33,000.00
T12	Fuzzy Zoeller	70	71	70	69	280/-8	33,000.00
T14	David Duval	72	68	70	71	281/-7	25,500.00
T14	Gary Hallberg	69	71	69	72	281/-7	25,500.00
T14	Justin Leonard	70	71	72	68	281/-7	25,500.00
T14	Loren Roberts	71	70	71	69	281/-7	25,500.00
T14	Kirk Triplett	68	65	71	77	281/-7	25,500.00
T19	Chris DiMarco	68	73	71	70	282/-6	17,550.00
T19	Robert Gamez	69	72	70	71	282/-6	17,550.00
T19	Steve Gotsche	71	70	69	72	282/-6	17,550.00
T19	Ed Humenik	73	70	68	71	282/-6	17,550.00
T19	Brian Kamm	71	71	68	72	282/-6	17,550.00
T19	Davis Love III	66	71	75	70	282/-6	17,550.00
T25	Dave Barr	71	68	72	72	283/-5	11,962.50
T25	Jay Don Blake	71	71	70	71	283/-5	11,962.50
T25	Brad Bryant	69	66	72	76	283/-5	11,962.50
T25	Howard Twitty	68	70	77	68	283/-5	11,962.50
T29	Michael Bradley	69	74	72	69	284/-4	9,332.15
T29	Chris Perry	73	69	70	72	284/-4	9,332.15
T29	Billy Andrade	72	68	72	72	284/-4	9,332.14
T29	Trevor Dodds	68	73	73	70	284/-4	9,332.14
T29	David Edwards	67	74	71	72	284/-4	9,332.14
T29	Scott Simpson	67	72	70	75	284/-4	9,332.14
T29	Mike Sullivan	69	72	70	73	284/-4	9,332.14
T36	Bob Burns	68	74	72	71	285/-3	7,065.00
T36	Lennie Clements	68	72	73	72	285/-3	7,065.00
T36	Bob Lohr	71	71	74	69	285/-3	7,065.00
T36	Kenny Perry	68	72	74	71	285/-3	7,065.00
T36	Scott Verplank	72	71	69	73	285/-3	7,065.00
T41	Bob Boyd	69	72	72	73	286/-2	5,400.00
T41	Billy Ray Brown	72	70	70	74	286/-2	5,400.00
T41	Curt Byrum	68	73	72	73	286/-2	5,400.00
T41	Glen Day	72	70	74	70	286/-2	5,400.00
T41	Lee Janzen	70	67	76	73	286/-2	5,400.00
T41	Ted Schulz	72	70	70	74	286/-2	5,400.00
T47	Keith Fergus	73	70	72	72	287/-1	4,035.00
T47	Jeff Maggert	72	66	75	74	287/-1	4,035.00
T47	Gene Sauers	70	71	74	72	287/-1	4,035.00
T47	Mike Taylor	70	73	73	71	287/-1	4,035.00
T51	Phil Blackmar	68	73	73	74	288/E	3,577.50
T51	Jim Furyk	69	73	70	76	288/E	3,577.50
T51	J.P. Hayes	70	70	75	73	288/E	3,577.50
T51	Steve Lowery	65	71	74	78	288/E	3,577.50
55	David Peoples	68	72	77	72	289/1	3,450.00
T56	Ronnie Black	68	70	78	74	290/2	3,360.00
T56	Kelly Gibson	71	72	72	75	290/2	3,360.00
T56	Nolan Henke	72	71	75	72	290/2	3,360.00
T56	Blaine McCallister	71	72	73	74	290/2	3,360.00
T56	Tommy Tolles	68	72	73	77	290/2	3,360.00
T61	Ed Fiori	70	71	76	74	291/3	3,225.00
T61	Mike Heinen	67	75	71	78	291/3	3,225.00
T61	Neal Lancaster	70	72	73	76	291/3	3,225.00
T61	Paul Stankowski	70	70	79	72	291/3	3,225.00
T65	Bob Gilder	74	69	75	74	292/4	3,075.00
T65	Skip Kendall	73	69	73	77	292/4	3,075.00
T65	Doug Martin	72	69	75	76	292/4	3,075.00
T65	Katsumasa Miyamoto	70	72	74	76	292/4	3,075.00
T65	Jerry Pate	74	68	73	77	292/4	3,075.00
T65	Mike Standly	71	70	75	76	292/4	3,075.00
71	Joel Edwards	71	72	76	74	293/5	2,970.00
72	Omar Uresti	75	68	72	79	294/6	2,940.00
73	David Feherty	69	73	76	77	295/7	2,910.00
W/D	Rick Lewallen	76	76			152/8	
W/D	Ken Green	77	78			155/11	
W/D	Paul Goydos	74				74/2	
W/D	Tray Tyner	78				78/6	

1996 Greater Greensboro Chrysler Classic

Forest Oaks Country Club, Greensboro, NC Purse: $1,800,000, Par: 36-36–72, Yards: 7,062, April 25-28, 1996

LEADERS: First round: Guy Boros and Chip Beck shot 5-under-par 67 to lead Billy Andrade, Joe Ozaki, Tom Kite and Jay Don Blake by one stroke. Second round: Keith Fergus, at 7-under-par 137, led Duffy Waldorf, Mike Sullivan and Hisayuki Sasaki by one stroke. Third round: Waldorf and Mark O'Meara shared the lead at 11-under-par, two strokes ahead of Tom Lehman and Emlyn Aubrey.
PRO-AM: $7,500 Individual–Duffy Waldorf, 66, $750. Team–Bob Lohr, Guy Boros, 56, $675 each.
CUT: 78 players at 2-over-par 146 from a field of 156.
WEATHER: Sunny and windy Thursday. Friday's play was suspended at 10:05 a.m. due to heavy winds and rain. Play resumed at 10:27 a.m. Heavy rain all morning Friday, with clearing in the afternoon. Sunshine Saturday and Sunday.

Winner: Mark O'Meara 75-68-62-69-274 $324,000.00

POS	PLAYER	RND 1	RND 2	RND 3	RND 4	TOTAL	EARNINGS
1	Mark O'Meara	75	68	62	69	274/-14	324,000.00
2	Duffy Waldorf	73	65	67	71	276/-12	194,400.00
3	Steve Stricker	72	69	70	67	278/-10	122,400.00
4	Emlyn Aubrey	72	67	68	72	279/-9	86,400.00
T5	Billy Andrade	68	74	67	71	280/-8	68,400.00
T5	John Huston	71	71	73	65	280/-8	68,400.00
T7	Jim Furyk	73	68	67	73	281/-7	56,100.00
T7	Wayne Levi	74	67	71	69	281/-7	56,100.00
T7	Fuzzy Zoeller	72	70	70	69	281/-7	56,100.00
10	Woody Austin	71	68	72	71	282/-6	48,600.00
T11	Ken Green	70	71	72	70	283/-5	38,160.00
T11	Tom Kite	68	72	70	73	283/-5	38,160.00
T11	Tom Lehman	70	71	66	76	283/-5	38,160.00
T11	David Ogrin	69	71	70	73	283/-5	38,160.00
T11	Hisayuki Sasaki	69	69	71	74	283/-5	38,160.00
T16	Marco Dawson	70	73	70	71	284/-4	25,251.43
T16	Joel Edwards	69	73	70	72	284/-4	25,251.43
T16	Brian Kamm	73	68	70	73	284/-4	25,251.43
T16	Corey Pavin	73	72	70	69	284/-4	25,251.43
T16	Joey Sindelar	72	74	67	71	284/-4	25,251.43
T16	Kirk Triplett	70	73	71	70	284/-4	25,251.43
T16	Keith Fergus	70	67	71	76	284/-4	25,251.42
T23	John Adams	72	73	69	71	285/-3	13,507.50
T23	Guy Boros	67	72	72	74	285/-3	13,507.50
T23	Mark Brooks	71	68	76	70	285/-3	13,507.50
T23	Lennie Clements	71	70	71	73	285/-3	13,507.50
T23	David Edwards	72	74	68	71	285/-3	13,507.50
T23	Rick Fehr	73	72	68	72	285/-3	13,507.50
T23	Ed Humenik	71	71	70	73	285/-3	13,507.50
T23	Lee Janzen	72	70	71	72	285/-3	13,507.50
T23	Craig Parry	72	72	70	71	285/-3	13,507.50
T23	Tom Purtzer	70	73	70	72	285/-3	13,507.50
T23	Clarence Rose	73	69	72	71	285/-3	13,507.50
T23	Taylor Smith	73	69	68	75	285/-3	13,507.50
T35	Ronnie Black	74	69	70	73	286/-2	8,130.00
T35	Joe Daley	70	71	76	69	286/-2	8,130.00
T35	Dan Forsman	74	71	68	73	286/-2	8,130.00
T35	Bryan Gorman	73	68	73	72	286/-2	8,130.00
T35	Frank Lickliter II	70	69	71	76	286/-2	8,130.00
T35	Jim McGovern	71	74	72	69	286/-2	8,130.00
T35	Kenny Perry	71	74	69	72	286/-2	8,130.00
T35	Gene Sauers	75	70	70	71	286/-2	8,130.00
T35	Dave Stockton, Jr.	69	73	72	72	286/-2	8,130.00
T44	Kelly Gibson	72	71	70	74	287/-1	5,760.00
T44	Peter Jacobsen	72	71	70	74	287/-1	5,760.00
T44	Kevin Sutherland	72	74	72	69	287/-1	5,760.00
T44	Lanny Wadkins	72	73	76	66	287/-1	5,760.00
T48	Chip Beck	67	77	72	72	288/E	4,432.50
T48	Jay Don Blake	68	75	75	70	288/E	4,432.50
T48	Brad Fabel	71	72	68	77	288/E	4,432.50
T48	Bob Gilder	73	70	75	70	288/E	4,432.50
T48	Jeff Hart	77	67	73	71	288/E	4,432.50
T48	Dillard Pruitt	75	69	74	70	288/E	4,432.50
T48	Charlie Rymer	73	73	69	73	288/E	4,432.50
T48	David Toms	71	73	73	71	288/E	4,432.50
T56	Mark McCumber	72	71	71	75	289/1	4,086.00
T56	Vijay Singh	70	75	72	72	289/1	4,086.00
T58	Scott Dunlap	73	72	70	75	290/2	3,960.00
T58	Mike Heinen	72	74	75	69	290/2	3,960.00
T58	Bob Lohr	71	73	78	68	290/2	3,960.00
T58	Joe Ozaki	68	77	74	71	290/2	3,960.00
T58	Jeff Sluman	74	72	72	72	290/2	3,960.00
T63	Billy Ray Brown	74	67	79	71	291/3	3,798.00
T63	Mark Wiebe	69	76	76	70	291/3	3,798.00
T63	John Wilson	72	72	73	74	291/3	3,798.00
T63	Robert Wrenn	74	68	75	74	291/3	3,798.00
T67	Stuart Appleby	72	69	73	78	292/4	3,618.00
T67	Robin Freeman	72	74	70	76	292/4	3,618.00
T67	Sean Murphy	73	73	75	71	292/4	3,618.00
T67	Larry Nelson	73	69	75	75	292/4	3,618.00
T67	Mike Springer	75	71	74	72	292/4	3,618.00
T67	Mike Sullivan	69	69	74	80	292/4	3,618.00
73	Jim Thorpe	73	72	76	72	293/5	3,492.00
T74	John Cook	71	75	78	70	294/6	3,438.00
T74	John Morse	74	72	75	73	294/6	3,438.00
76	Tim Dunlavey	69	70	76	80	295/7	3,384.00
T77	Mike Brisky	74	72	74	76	296/8	3,330.00
T77	Ed Fiori	74	72	72	78	296/8	3,330.00
W/D	Bill Glasson	72	78			150/6	
W/D	Rocco Mediate	73				73/1	
W/D	Michael Bradley	74				74/2	
W/D	Hubert Green	76				76/4	
W/D	Bobby Wadkins	79				79/7	
W/D	Roger Maltbie	83				83/11	

1997 Greater Greensboro Chrysler Classic

Forest Oaks Country Club, Greensboro, NC 36-36–72, Yards: 7,062, Purse: $1,900,000, April 24-27, 1997

LEADERS: First round: Sandy Lyle, Mike Hulbert and Robert Damron shot 6-under-par 66s to lead Brad Faxon, Jack O'Keefe, Kirk Triplett, Steve Elkington, Tom Kite, David Ogrin, Joey Sindelar and Spike McRoy by one stroke. Second round: Kite and Hulbert shared the lead at 9-under-par 135, one stroke ahead of Triplett and Mike Standly. Third round: Faxon and Kite, at 14-under-par 202, were three strokes ahead of Jerry Kelly, Ernie Els, Damron and Triplett.
CUT: 71 players at 1-under-par 143 from a field of 156.
PRO-AM: Canceled due to rain.
WEATHER: Overcast with temperatures in the low 60s Thursday. Warmer with some sun Friday and Saturday. Cool and rainy Sunday, but no delays.

Winner: Frank Nobilo 69-69-69-67-274 $342,000 (won playoff with par-4 on first extra hole)

POS	PLAYER	RND 1	RND 2	RND 3	RND 4	TOTAL	EARNINGS
1	Frank Nobilo	69	69	69	67	274/-14	342,000.00
2	Brad Faxon	67	70	65	72	274/-14	205,200.00
3	Kirk Triplett	67	69	69	70	275/-13	129,200.00
T4	Billy Andrade	72	68	67	69	276/-12	83,600.00
T4	Robert Damron	66	72	67	71	276/-12	83,600.00
6	Davis Love III	72	69	69	67	277/-11	68,400.00
T7	Tom Kite	67	68	67	76	278/-10	61,275.00
T7	Mike Standly	68	68	71	71	278/-10	61,275.00
T9	Ernie Els	69	69	67	74	279/-9	49,400.00
T9	Rocco Mediate	72	66	69	72	279/-9	49,400.00
T9	Phil Mickelson	71	68	70	70	279/-9	49,400.00
T9	Mark O'Meara	72	67	73	67	279/-9	49,400.00
13	Lennie Clements	70	72	67	71	280/-8	39,900.00
T14	Fred Funk	69	69	72	71	281/-7	32,300.00
T14	Jim Furyk	70	72	68	71	281/-7	32,300.00
T14	Clarence Rose	70	71	68	72	281/-7	32,300.00
T14	Paul Stankowski	69	68	69	75	281/-7	32,300.00
T14	Scott Verplank	72	67	72	70	281/-7	32,300.00
T19	John Adams	71	67	70	74	282/-6	22,230.00
T19	Stuart Appleby	70	72	71	69	282/-6	22,230.00
T19	Glen Day	72	66	69	75	282/-6	22,230.00
T19	Brent Geiberger	70	70	69	73	282/-6	22,230.00
T19	Jerry Kelly	68	69	68	77	282/-6	22,230.00
T19	Doug Martin	69	72	71	70	282/-6	22,230.00
T25	Jimmy Green	71	71	69	72	283/-5	15,152.50
T25	Jim McGovern	70	70	71	72	283/-5	15,152.50
T25	David Ogrin	67	73	72	71	283/-5	15,152.50
T25	Joe Ozaki	68	71	68	76	283/-5	15,152.50
T29	Doug Barron	70	67	72	75	284/-4	11,566.25
T29	Phil Blackmar	71	71	73	69	284/-4	11,566.25
T29	Russ Cochran	72	66	69	77	284/-4	11,566.25
T29	Dudley Hart	69	69	71	75	284/-4	11,566.25
T29	J.P. Hayes	71	71	68	74	284/-4	11,566.25
T29	Mike Hulbert	66	69	77	72	284/-4	11,566.25
T29	Jack O'Keefe	67	70	73	74	284/-4	11,566.25
T29	Hisayuki Sasaki	69	70	69	76	284/-4	11,566.25
T37	David Berganio, Jr.	71	72	70	72	285/-3	8,740.00
T37	Guy Boros	72	66	73	74	285/-3	8,740.00
T37	Bob Estes	69	71	72	73	285/-3	8,740.00
T37	Scott Simpson	73	70	71	71	285/-3	8,740.00
T41	Eric Johnson	71	69	74	72	286/-2	7,220.00
T41	John Morse	69	71	71	75	286/-2	7,220.00
T41	Jesper Parnevik	72	70	71	73	286/-2	7,220.00
T41	Phil Tataurangi	71	69	71	75	286/-2	7,220.00
T45	Mike Brisky	69	73	74	71	287/-1	5,719.00
T45	Brad Bryant	71	66	74	76	287/-1	5,719.00
T45	Jeff Sluman	70	70	73	74	287/-1	5,719.00
T45	Dave Stockton, Jr.	70	71	70	76	287/-1	5,719.00
T49	Tom Byrum	71	71	73	73	288/E	4,510.60
T49	Keith Fergus	71	72	73	72	288/E	4,510.60
T49	Jeff Hart	74	69	72	73	288/E	4,510.60
T49	Skip Kendall	70	67	73	78	288/E	4,510.60
T49	Wayne Levi	72	71	71	74	288/E	4,510.60
T49	John Maginnes	68	73	71	76	288/E	4,510.60
T49	Larry Rinker	71	68	75	74	288/E	4,510.60
T49	Joey Sindelar	67	72	76	73	288/E	4,510.60
T49	Vijay Singh	69	69	71	79	288/E	4,510.60
T49	Mike Springer	71	71	70	76	288/E	4,510.60
T59	Steve Elkington	67	71	75	76	289/1	4,123.00
T59	Brad Fabel	68	75	73	73	289/1	4,123.00
T59	Steve Hart	71	69	72	77	289/1	4,123.00
T59	Sandy Lyle	66	77	72	74	289/1	4,123.00
T59	Spike McRoy	67	71	73	78	289/1	4,123.00
T59	Omar Uresti	71	71	71	76	289/1	4,123.00
T65	Scott Dunlap	69	72	72	77	290/2	3,971.00
T65	P.H. Horgan III	71	72	72	75	290/2	3,971.00
T67	Jimmy Johnston	69	73	75	74	291/3	3,895.00
T67	Hideki Kase	73	70	71	77	291/3	3,895.00
69	Rafael Alarcon	73	69	73	77	292/4	3,838.00
70	Scott Medlin	70	73	73	77	293/5	3,800.00
71	Mark Wiebe	69	73	72	80	294/6	3,762.00
W/D	Fulton Allem	72				72/E	
W/D	Ken Green	76				76/4	

1998 Greater Greensboro Chrysler Classic

Forest Oaks Country Club, Greensboro, NC Purse: $2,200,000, Par: 36-36–72, Yards: 7,062, April 23-26, 1998

LEADERS: First round: Hal Sutton, at 7-under-par 65, led David Frost and Chris Perry by one stroke. Second round: Bob Estes and Sutton, at 12-under-par 132, were four strokes ahead of Dudley Hart, defending champion Frank Nobilo and Lennie Clements. Third round: Skip Kendall, Scott Verplank and Estes, at 12-under-par 204, were one stroke ahead of Ted Tryba and two ahead of Jerry Kelly and Sutton.
CUT: 77 players at 1-under-par 143 from a field of 156 players.
PRO-AM: $10,000. Morning Individual–Jeff Maggert, 66, $600. Afternoon Front Nine–Mike Brisky, 33, $300. Afternoon Back Nine–Len Mattiace, 35, $300. Morning Team–Robert Damron, 55, $66. Afternoon Front Nine–Billy Mayfair, 28, $300. Afternoon Back Nine–Ted Tryba, Brent Geiberger, 28, $287.50 each.
WEATHER: Wednesday's pro-am was called at 5:20 p.m. due to heavy rain. Thursday's start was delayed one hour due to overnight rains. The lift-clean-and-place rule was in effect Thursday, Friday and Saturday. Beautiful Saturday and Sunday. Lift-clean-and-place rule in effect on hole No. 6 only Sunday.

Winner: Trevor Dodds 68-69-70-69-276 $396,000 (won playoff with par-4 on first extra hole)

POS	PLAYER	RND 1	RND 2	RND 3	RND 4	TOTAL	EARNINGS
1	Trevor Dodds	68	69	70	69	276/-12	396,000.00
2	Scott Verplank	67	71	66	72	276/-12	237,600.00
3	Bob Estes	67	65	72	73	277/-11	149,600.00
4	Neal Lancaster	70	67	70	71	278/-10	105,600.00
5	Frank Nobilo	71	65	71	72	279/-9	88,000.00
T6	Fred Funk	72	69	67	72	280/-8	76,450.00
T6	Phil Mickelson	74	65	71	70	280/-8	76,450.00
T8	Michael Bradley	69	71	72	69	281/-7	63,800.00
T8	Lennie Clements	68	68	72	73	281/-7	63,800.00
T8	Hal Sutton	65	67	74	75	281/-7	63,800.00
T11	Jim Furyk	70	67	73	72	282/-6	46,640.00
T11	Dudley Hart	68	68	74	72	282/-6	46,640.00
T11	Jerry Kelly	70	68	68	76	282/-6	46,640.00
T11	Skip Kendall	68	73	63	78	282/-6	46,640.00
T11	Ted Tryba	71	67	67	77	282/-6	46,640.00
T16	Clark Dennis	69	70	73	71	283/-5	30,862.86
T16	Jim Estes	70	70	75	68	283/-5	30,862.86
T16	Harrison Frazar	71	71	71	70	283/-5	30,862.86
T16	Mike Hulbert	69	73	72	69	283/-5	30,862.86
T16	Jeff Maggert	71	69	71	72	283/-5	30,862.86
T16	Tim Herron	71	69	71	72	283/-5	30,862.85
T16	John Maginnes	68	72	70	73	283/-5	30,862.85
T23	Stuart Appleby	70	69	70	75	284/-4	18,542.86
T23	Ben Bates	71	72	71	70	284/-4	18,542.86
T23	Steve Flesch	71	70	71	72	284/-4	18,542.86
T23	David Toms	70	70	73	71	284/-4	18,542.86
T23	Fuzzy Zoeller	67	73	69	75	284/-4	18,542.86
T23	Brad Faxon	67	70	71	76	284/-4	18,542.85
T23	Donnie Hammond	69	70	69	76	284/-4	18,542.85
T30	Stephen Ames	71	70	66	78	285/-3	12,787.50
T30	Ronnie Black	71	69	73	72	285/-3	12,787.50
T30	David Edwards	69	69	72	75	285/-3	12,787.50
T30	Steve Elkington	71	71	67	76	285/-3	12,787.50
T30	David Frost	66	75	68	76	285/-3	12,787.50
T30	Guy Hill	71	71	69	74	285/-3	12,787.50
T30	Mike Standly	69	71	75	70	285/-3	12,787.50
T30	Bobby Wadkins	68	71	74	72	285/-3	12,787.50
T38	Billy Andrade	73	69	71	73	286/-2	9,680.00
T38	Rocco Mediate	68	72	74	72	286/-2	9,680.00
T38	Chris Perry	66	75	68	77	286/-2	9,680.00
T38	Lee Rinker	70	69	72	75	286/-2	9,680.00
T42	Kelly Gibson	70	69	73	75	287/-1	7,480.00
T42	J.P. Hayes	71	72	69	75	287/-1	7,480.00
T42	Jimmy Johnston	69	69	74	75	287/-1	7,480.00
T42	Len Mattiace	71	71	70	75	287/-1	7,480.00
T42	John Riegger	72	70	76	69	287/-1	7,480.00
T42	Clarence Rose	73	70	69	75	287/-1	7,480.00
T48	Joe Durant	72	71	75	70	288/E	5,468.58
T48	Gabriel Hjertstedt	70	70	71	77	288/E	5,468.57
T48	Glen Hnatiuk	69	73	72	74	288/E	5,468.57
T48	Greg Kraft	69	71	74	74	288/E	5,468.57
T48	Steve Lowery	75	68	72	73	288/E	5,468.57
T48	Dave Stockton, Jr.	70	71	72	75	288/E	5,468.57
T48	Doug Tewell	71	71	72	74	288/E	5,468.57
T55	John Adams	71	71	74	73	289/1	4,928.00
T55	Fulton Allem	69	74	69	77	289/1	4,928.00
T55	Richie Coughlan	74	68	73	74	289/1	4,928.00
T55	Tim Loustalot	70	73	73	73	289/1	4,928.00
T55	Brett Quigley	69	69	76	75	289/1	4,928.00
T55	Sonny Skinner	72	69	73	75	289/1	4,928.00
T55	Mark Wurtz	70	70	73	76	289/1	4,928.00
T62	Barry Cheesman	70	71	74	75	290/2	4,664.00
T62	Jeff Gallagher	74	69	73	74	290/2	4,664.00
T62	Robert Gamez	71	72	71	76	290/2	4,664.00
T62	Peter O'Malley	70	72	73	75	290/2	4,664.00
T62	Kevin Wentworth	69	71	74	76	290/2	4,664.00
T67	Tom Byrum	70	70	76	75	291/3	4,444.00
T67	Jim Carter	71	70	73	77	291/3	4,444.00
T67	Jonathan Kaye	69	74	73	75	291/3	4,444.00
T67	Tom Kite	70	69	76	76	291/3	4,444.00
T67	Billy Mayfair	70	69	75	77	291/3	4,444.00
T72	Joe Daley	73	69	75	75	292/4	4,290.00
T72	Robert Damron	70	73	75	74	292/4	4,290.00
T74	Guy Boros	73	70	73	77	293/5	4,202.00
T74	Brian Henninger	76	67	75	75	293/5	4,202.00
76	John Daly	72	70	76	79	297/9	4,136.00
77	Steve Stricker	72	71	74	81	298/10	4,092.00

1999 Greater Greensboro Chrysler Classic

Forest Oaks Country Club, Greensboro, NC Purse: $2,600,000, Par: 36-36–72, Yards: 7,062, April 22-25, 1999

LEADERS: First round: Jesper Parnevik fired a 7-under-par 65 to lead by one stroke over Dudley Hart and Steve Lowery. Robin Freeman and Jim Furyk were another stroke back. Second round: Parnevik added a 9-under-par 63 for a tournament-record 16-under-par 128 to lead by two strokes over Maggert, who tied the course record with a l0-under-par 62, and Furyk, who shot 63. Third round: Parnevik, after a 5-under-par 67, set the 54-hole tournament record with his 21-under-par 195. Furyk was three strokes back.
PRO-AM: $10,000. Jay Don Blake, 56, $2,000.
CUT: 71 players at 1-under-par 143 from a field of 156.
WEATHER: Sunny, warm and windy Thursday and Friday, with temperatures reaching the mid 80s. Overcast and cool early Saturday, giving way to partly sunny conditions with temperatures in the low 60s. Beautiful Sunday, with temperatures in the high 60s.

Winner: Jesper Parnevik 65-63-67-70 265 $468,000

POS	PLAYER	RND 1	RND 2	RND 3	RND 4	TOTAL	EARNINGS
1	Jesper Parnevik	65	63	67	70	265/-23	468,000.00
2	Jim Furyk	67	63	68	69	267/-21	280,800.00
3	Jeff Maggert	68	62	75	68	273/-15	176,800.00
4	Dudley Hart	66	65	71	72	274/-14	124,800.00
5	Tom Lehman	69	68	69	69	275/-13	104,000.00
T6	Paul Stankowski	70	69	71	66	276/-12	90,350.00
T6	Kirk Triplett	69	68	71	68	276/-12	90,350.00
8	Trevor Dodds	71	65	72	69	277/-11	80,600.00
T9	Phil Blackmar	71	69	70	68	278/-10	70,200.00
T9	J.L. Lewis	70	65	74	69	278/-10	70,200.00
T9	Vijay Singh	70	70	70	68	278/-10	70,200.00
12	Neal Lancaster	69	70	69	71	279/-9	59,800.00
T13	Jim Carter	72	66	73	69	280/-8	48,750.00
T13	Brad Faxon	71	70	70	69	280/-8	48,750.00
T13	Greg Kraft	75	66	69	70	280/-8	48,750.00
T13	Sean Murphy	68	71	70	71	280/-8	48,750.00
T17	Brad Fabel	73	69	70	69	281/-7	35,186.67
T17	Donnie Hammond	70	70	70	71	281/-7	35,186.67
T17	Rocco Mediate	68	70	73	70	281/-7	35,186.67
T17	Hal Sutton	70	70	70	71	281/-7	35,186.67
T17	Bill Glasson	74	67	68	72	281/-7	35,186.66
T17	Skip Kendall	72	67	70	72	281/-7	35,186.66
T23	Steve Lowery	66	68	73	75	282/-6	26,000.00
T23	Jeff Sluman	73	68	71	70	282/-6	26,000.00
T25	David Frost	71	68	72	72	283/-5	19,846.67
T25	Chris Perry	69	71	73	70	283/-5	19,846.67
T25	Omar Uresti	69	71	73	70	283/-5	19,846.67
T25	Mike Weir	70	68	74	71	283/-5	19,846.67
T25	Frank Nobilo	71	68	72	72	283/-5	19,846.66
T25	Chris Riley	71	69	71	72	283/-5	19,846.66
T31	Woody Austin	70	73	69	72	284/-4	15,080.00
T31	Fred Funk	68	72	72	72	284/-4	15,080.00
T31	Jeff Gallagher	70	71	71	72	284/-4	15,080.00
T31	Mike Hulbert	71	66	74	73	284/-4	15,080.00
T31	Per-Ulrik Johansson	72	67	71	74	284/-4	15,080.00
T31	Kenny Perry	72	71	69	72	284/-4	15,080.00
T37	Tim Herron	69	69	77	70	285/-3	12,220.00
T37	Jerry Kelly	69	69	76	71	285/-3	12,220.00
T37	Dennis Paulson	69	69	75	72	285/-3	12,220.00
T40	Ben Bates	73	69	74	70	286/-2	10,400.00
T40	Danny Briggs	70	72	71	73	286/-2	10,400.00
T40	Stewart Cink	72	70	68	76	286/-2	10,400.00
T40	Wayne Grady	74	64	76	72	286/-2	10,400.00
T44	Emlyn Aubrey	69	69	74	75	287/-1	8,320.00
T44	Eric Booker	72	71	71	73	287/-1	8,320.00
T44	Steve Elkington	71	68	75	73	287/-1	8,320.00
T44	Lee Porter	75	68	71	73	287/-1	8,320.00
T48	Paul Goydos	72	69	74	73	288/E	6,534.67
T48	Kent Jones	71	72	75	70	288/E	6,534.67
T48	Wayne Levi	70	69	76	73	288/E	6,534.67
T48	Scott Verplank	73	70	70	75	288/E	6,534.67
T48	Robert Damron	71	71	69	77	288/E	6,534.66
T48	Robin Freeman	67	68	74	79	288/E	6,534.66
T54	Notah Begay III	72	70	77	70	289/1	5,980.00
T54	Bob Burns	73	70	75	71	289/1	5,980.00
T54	Charles Raulerson	76	66	70	77	289/1	5,980.00
T57	Barry Cheesman	71	72	73	74	290/2	5,746.00
T57	Chris DiMarco	70	72	76	72	290/2	5,746.00
T57	Len Mattiace	71	69	77	73	290/2	5,746.00
T57	Deane Pappas	72	71	75	72	290/2	5,746.00
T57	Lee Rinker	71	70	74	75	290/2	5,746.00
T57	Mark Wiebe	70	70	72	78	290/2	5,746.00
T63	Briny Baird	73	70	73	75	291/3	5,460.00
T63	Cameron Beckman	68	74	75	74	291/3	5,460.00
T63	Jimmy Green	73	70	70	78	291/3	5,460.00
T63	Jonathan Kaye	71	70	78	72	291/3	5,460.00
T63	Ted Tryba	72	70	72	77	291/3	5,460.00
T68	Rick Fehr	73	70	74	76	293/5	5,252.00
T68	Brian Henninger	71	71	77	74	293/5	5,252.00
T68	Lanny Wadkins	72	69	78	74	293/5	5,252.00
71	Charles Warren	69	72	80	73	294/6	5,148.00
DQ	Ken Green	78				78/6	
DQ	Gary Hallberg	81				81/9	
W/D	Doug Tewell					/-28	

2000 Greater Greensboro Chrysler Classic

Forest Oaks Country Club, Greensboro, NC Purse: $3,000,000 Par: 36-36–72 Yards: 7,062 Apr. 20-24, 2000

LEADERS: First Round: Brian Heninger and Scott Verplank fired 6-under-par 66s and led Hal Sutton, Omar Uresti, Sean Murphy and Doug Dunakey by one stroke. Second round: Sutton used a 64 to move to 13-under-par and gave him a five-stroke lead over Barry Cheesman. Third round: Sutton (72) retained a three-stroke lead over Andrew Magee, who stood at 10-under after 54 holes.
CUT: 79 players at even-par 144 from a field of 156.
PRO-AM: $10,000. J.P. Hayes, 54, $2,000.
WEATHER: Mostly sunny with winds out of the southwest at 10-18 mph and temps from 58-80 on Thursday. Friday, partly cloudy and windy (10-25 mph) with high temp of 68 and light rain in the afternoon. Saturday, cooler with a high of 58, sunny in the morning with clouds moving in for the afternoon. Winds 7-20 mph out of the northwest. Mostly sunny with milder conditions and a high of 71.

WINNER: Hal Sutton 67-64-72-71 — 274 (14-under-par) $540,000

POS	PLAYER	RND 1	RND 2	RND 3	RND 4	TOTAL	EARNINGS
1	Hal Sutton	67	64	72	71	274/-14	540,000.00
2	Andrew Magee	70	68	68	71	277/-11	324,000.00
T3	Mark Calcavecchia	72	70	71	65	278/-10	174,000.00
T3	Dudley Hart	72	67	69	70	278/-10	174,000.00
T5	Doug Dunakey	67	71	72	71	281/-7	109,500.00
T5	Jonathan Kaye	71	67	71	72	281/-7	109,500.00
T5	Chris Perry	71	71	69	70	281/-7	109,500.00
T8	Shigeki Maruyama	71	69	70	72	282/-6	81,000.00
T8	Jesper Parnevik	69	69	74	70	282/-6	81,000.00
T8	Kenny Perry	73	70	69	70	282/-6	81,000.00
T8	Omar Uresti	67	72	69	74	282/-6	81,000.00
T8	Scott Verplank	66	74	70	72	282/-6	81,000.00
T13	Barry Cheesman	70	66	73	74	283/-5	58,000.00
T13	Bob Estes	68	72	73	70	283/-5	58,000.00
T13	Craig Spence	73	66	75	69	283/-5	58,000.00
T16	Scott Dunlap	71	67	73	73	284/-4	45,000.00
T16	Jimmy Green	69	72	71	72	284/-4	45,000.00
T16	Tom Lehman	73	70	71	70	284/-4	45,000.00
T16	Justin Leonard	69	70	73	72	284/-4	45,000.00
T16	Tom Scherrer	71	72	69	72	284/-4	45,000.00
T21	Brad Elder	70	68	74	73	285/-3	31,200.00
T21	Brian Henninger	66	72	71	76	285/-3	31,200.00
T21	Davis Love III	72	69	68	76	285/-3	31,200.00
T21	Billy Mayfair	69	73	74	69	285/-3	31,200.00
T21	Scott McCarron	72	70	70	73	285/-3	31,200.00
T26	Skip Kendall	69	73	73	71	286/-2	23,550.00
T26	Rocco Mediate	71	72	71	72	286/-2	23,550.00
T28	Joel Edwards	72	68	76	71	287/-1	19,950.00
T28	Jeff Gallagher	71	69	73	74	287/-1	19,950.00
T28	Brent Geiberger	71	71	75	70	287/-1	19,950.00
T28	Glen Hnatiuk	71	72	75	69	287/-1	19,950.00
T28	Sean Murphy	67	72	73	75	287/-1	19,950.00
T28	Kevin Sutherland	70	71	78	68	287/-1	19,950.00
T34	Jim Carter	69	70	77	72	288/E	14,512.50
T34	Ken Green	69	71	74	74	288/E	14,512.50
T34	Jerry Kelly	71	70	70	77	288/E	14,512.50
T34	Neal Lancaster	73	70	76	69	288/E	14,512.50
T34	Bob May	72	67	77	72	288/E	14,512.50
T34	Blaine McCallister	72	71	71	74	288/E	14,512.50
T34	David Peoples	70	69	78	71	288/E	14,512.50
T34	Mike Springer	71	70	75	72	288/E	14,512.50
T42	Phil Blackmar	74	67	75	73	289/1	10,800.00
T42	Jim Furyk	70	74	71	74	289/1	10,800.00
T42	Steve Pate	70	71	74	74	289/1	10,800.00
T42	Carl Paulson	72	72	73	72	289/1	10,800.00
T46	Matt Gogel	70	72	73	75	290/2	8,022.86
T46	Tim Herron	71	70	76	73	290/2	8,022.86
T46	Greg Kraft	69	73	73	75	290/2	8,022.86
T46	David Sutherland	72	71	74	73	290/2	8,022.86
T46	Kevin Wentworth	73	71	71	75	290/2	8,022.86
T46	Frank Nobilo	70	72	72	76	290/2	8,022.85
T46	Willie Wood	70	72	72	76	290/2	8,022.85
T53	Bart Bryant	72	72	72	75	291/3	6,980.00
T53	Chris DiMarco	70	70	75	76	291/3	6,980.00
T53	John Restino	69	71	71	80	291/3	6,980.00
T56	Eric Booker	72	70	76	74	292/4	6,690.00
T56	Olin Browne	71	68	77	76	292/4	6,690.00
T56	Steve Jones	71	71	76	74	292/4	6,690.00
T56	Dick Mast	72	72	72	76	292/4	6,690.00
T56	John Rollins	72	72	73	75	292/4	6,690.00
T56	Grant Waite	71	72	74	75	292/4	6,690.00
T62	Billy Andrade	70	72	77	74	293/5	6,390.00
T62	Robin Freeman	70	72	75	76	293/5	6,390.00
T62	Dennis Paulson	75	68	75	75	293/5	6,390.00
T62	Paul Stankowski	70	70	75	78	293/5	6,390.00
T66	Ben Bates	73	70	75	76	294/6	6,120.00
T66	John Daly	70	73	73	78	294/6	6,120.00
T66	Robert Gamez	70	72	78	74	294/6	6,120.00
T66	Joe Ogilvie	72	72	79	71	294/6	6,120.00
T66	Charles Raulerson	70	73	79	72	294/6	6,120.00
T71	Michael Clark II	74	69	80	72	295/7	5,850.00
T71	Rick Fehr	68	76	76	75	295/7	5,850.00
T71	Ryan Howison	71	70	79	75	295/7	5,850.00
T71	Pete Jordan	72	72	77	74	295/7	5,850.00
T75	Steve Hart	73	71	74	78	296/8	5,670.00
T75	John Maginnes	69	74	75	78	296/8	5,670.00
77	Bradley Hughes	72	72	76	77	297/9	5,580.00
78	Jerry Smith	75	69	80	75	299/11	5,520.00
79	Aaron Bengoechea	74	68	84	76	302/14	5,460.00
W/D	Mark Wiebe	75				75/3	
W/D	Jeff Sluman	78				78/6	
W/D	Phil Tataurangi	92				92/20	

2001 Greater Greensboro Chrysler Classic

Forest Oaks Country Club, Greensboro, NC Purse: $3,500,000 Par: 36-36–72 Yards: 7,062 April 26-29, 2001

LEADERS: First round: Scott Simpson fired 6-under-par 66 and led Jerry Kelly, Dudley Hart, Robert Damron, Spike McRoy, Shaun Micheel, Aaron Baddeley and Jeffrey Lankford by one stroke. Second round: Mike Sposa used a 6-under-par 66 to move to 10-under-par and give him a one-stroke lead over Simpson and a two-stroke advantage over five other players. Third round: Hoch, at 13-under-par 203, led Kelly, David Berganio and Sposa by one stroke and Kaname Yokoo and Simpson by two strokes.
CUT: 79 players at 2-under-par 142 from a field of 155.
PRO-AM: $10,000. Jim Carter, 52, $2,000.
WEATHER: Beautiful week. Sunny and breezy on Thursday with winds northeast 10-15 mph and temperatures in the mid 60s. Sunny and warm on Saturday and Sunday with temperatures in the high 70s and winds 5-10 mph. Partly cloudy and cooler on Sunday with temperatures in the mid to high 60s.

WINNER: Scott Hoch 68-68-67-69- 272 (16-under-par) $630,000

POS	PLAYER	RND 1	RND 2	RND 3	RND 4	TOTAL	EARNINGS
1	Scott Hoch	68	68	67	69	272/-16	630,000.00
T2	Brett Quigley	68	71	67	67	273/-15	308,000.00
T2	Scott Simpson	66	69	70	68	273/-15	308,000.00
T4	David Berganio, Jr.	70	66	68	71	275/-13	131,950.00
T4	K.J. Choi	72	66	70	67	275/-13	131,950.00
T4	Gabriel Hjertstedt	70	69	67	69	275/-13	131,950.00
T4	Jerry Kelly	67	70	67	71	275/-13	131,950.00
T4	Jeff Maggert	69	67	70	69	275/-13	131,950.00
T9	Olin Browne	71	67	69	69	276/-12	94,500.00
T9	Jim Furyk	69	72	66	69	276/-12	94,500.00
T9	Kaname Yokoo	71	69	65	71	276/-12	94,500.00
T12	Rich Beem	71	65	70	71	277/-11	68,600.00
T12	Mike Sposa	68	66	70	73	277/-11	68,600.00
T12	Kevin Sutherland	69	72	65	71	277/-11	68,600.00
T12	Phil Tataurangi	69	72	66	70	277/-11	68,600.00
T12	Brian Watts	70	68	69	70	277/-11	68,600.00
T17	Matt Kuchar	72	68	70	68	278/-10	54,250.00
T17	Esteban Toledo	70	69	69	70	278/-10	54,250.00
T19	Briny Baird	75	67	66	71	279/-9	42,420.00
T19	Donnie Hammond	71	68	69	71	279/-9	42,420.00
T19	Scott McCarron	69	68	72	70	279/-9	42,420.00
T19	David Peoples	70	72	70	67	279/-9	42,420.00
T19	Joey Sindelar	68	70	70	71	279/-9	42,420.00
T24	Stephen Ames	68	70	72	70	280/-8	29,050.00
T24	Dudley Hart	67	70	70	73	280/-8	29,050.00
T24	Kenny Perry	69	69	70	72	280/-8	29,050.00
T24	Hal Sutton	70	71	68	71	280/-8	29,050.00
T24	Omar Uresti	71	65	73	71	280/-8	29,050.00
T29	Stuart Appleby	71	70	68	72	281/-7	21,775.00
T29	Jim Carter	71	68	73	69	281/-7	21,775.00
T29	Marco Dawson	71	70	72	68	281/-7	21,775.00
T29	Edward Fryatt	74	68	66	73	281/-7	21,775.00
T29	Jeffrey Lankford	67	73	69	72	281/-7	21,775.00
T29	Frank Nobilo	69	71	69	72	281/-7	21,775.00
T29	Steve Stricker	70	70	72	69	281/-7	21,775.00
T36	Mark Calcavecchia	73	69	69	71	282/-6	14,365.91
T36	Trevor Dodds	70	69	69	74	282/-6	14,365.91
T36	Scott Dunlap	68	73	69	72	282/-6	14,365.91
T36	Stephen Gangluff	71	70	72	69	282/-6	14,365.91
T36	Jonathan Kaye	68	69	73	72	282/-6	14,365.91
T36	Neal Lancaster	69	72	71	70	282/-6	14,365.91
T36	Ian Leggatt	68	74	68	72	282/-6	14,365.91
T36	Lee Porter	71	69	70	72	282/-6	14,365.91
T36	Brent Schwarzrock	71	68	70	73	282/-6	14,365.91
T36	Scott Verplank	73	67	71	71	282/-6	14,365.91
T36	Cliff Kresge	71	69	68	74	282/-6	14,365.90
T47	Russ Cochran	69	71	72	71	283/-5	8,990.00
T47	Robert Damron	67	71	70	75	283/-5	8,990.00
T47	Glen Day	70	71	68	74	283/-5	8,990.00
T47	Kelly Grunewald	69	73	70	71	283/-5	8,990.00
T47	Tripp Isenhour	74	65	68	76	283/-5	8,990.00
T47	Craig Kanada	71	67	72	73	283/-5	8,990.00
T47	Jim McGovern	73	69	72	69	283/-5	8,990.00
T54	Joel Edwards	70	69	73	72	284/-4	7,910.00
T54	Steve Elkington	71	69	73	71	284/-4	7,910.00
T54	Fred Funk	70	70	70	74	284/-4	7,910.00
T54	Jimmy Green	72	69	70	73	284/-4	7,910.00
T54	Pete Jordan	72	70	70	72	284/-4	7,910.00
T54	Greg Kraft	68	72	72	72	284/-4	7,910.00
T54	Andrew Magee	71	70	69	74	284/-4	7,910.00
T61	Aaron Baddeley	67	74	66	78	285/-3	7,490.00
T61	Jeff Brehaut	69	71	74	71	285/-3	7,490.00
T61	Robin Freeman	69	69	73	74	285/-3	7,490.00
T61	Mathew Goggin	70	72	68	75	285/-3	7,490.00
T61	Shaun Micheel	67	74	74	70	285/-3	7,490.00
T66	Hunter Haas	72	70	73	71	286/-2	7,175.00
T66	Kevin Johnson	71	71	73	71	286/-2	7,175.00
T66	John Riegger	73	67	74	72	286/-2	7,175.00
T66	Willie Wood	70	70	73	73	286/-2	7,175.00
T70	Spike McRoy	67	71	74	75	287/-1	6,930.00
T70	David Morland IV	70	70	70	77	287/-1	6,930.00
T70	Michael Muehr	70	68	78	71	287/-1	6,930.00
T73	Mike Heinen	70	70	77	71	288/E	6,720.00
T73	Mike Springer	73	69	72	74	288/E	6,720.00
T73	Jay Williamson	73	69	74	72	288/E	6,720.00
76	Mike Hulbert	75	67	71	76	289/1	6,580.00
T77	Steve Allan	72	68	72	78	290/2	6,475.00
T77	Ted Tryba	71	70	73	76	290/2	6,475.00
79	Garrett Willis	70	68	71	82	291/3	6,370.00
W/D	Doug Barron	72				72/E	
W/D	Richie Coughlan	74				74/2	
DQ	Tom Purtzer	75				75/3	
W/D	Sean Murphy	76				76/4	
W/D	Rick Fehr					/-28	
W/D	Mark Hensby					/-28	
W/D	Paul Stankowski					/-28	

2002 Greater Greensboro Chrysler Classic

Forest Oaks Country Club Purse: $3,800,000 Par: 36-36–72 Yards: 7,062 April 22-28, 2002

LEADERS: First round: Mark Calcavecchia took a one-stroke lead over Paul Stankowski with 7-under-par 65. Lee Porter, Jim Gallagher Jr., Chad Campbell and Robert Gamez were two back. Second round: Calcavecchia and Gamez were co-leaders at 10-under-par. One stroke behind were Rocco Mediate and Phil Tataurangi. John Houston was three strokes back. Third round: Mediate shot a 6-under-par 66 to take a two-stroke lead over Calcavecchia at 15-under-par. Campbell was four strokes back, while Jonathan Kaye and Gamez were six strokes behind.
PRO-AM: $10,000. Jim Furyk, 54, $2,000
CUT: 71 players at even-par 144 from a field of 156.
WEATHER: Thursday, cool and calm in the early morning, sunny and breezy with a high of 73 in the afternoon. Winds out of the northwest 10-20 mph. Friday, cool in the morning, 49 degrees, with winds out of the north 4-8 mph. Warming up to 65 with variable winds 5-10 mph. A mix of sun and clouds on Saturday, with temperatures reaching 70. Winds ESE up to 10 mph. Sunday, light drizzle ending early, with high winds reaching 25 mph out of the west. Temperatures reached a high of 85 at 3 p.m.

WINNER: Rocco Mediate 68-67-66-67—272 (16-under-par) $684,000

POS	PLAYER	RND 1	RND 2	RND 3	RND 4	TOTAL	EARNINGS
1	Rocco Mediate	68	67	66	71	272/-16	684,000.00
2	Mark Calcavecchia	65	69	69	72	275/-13	410,400.00
T3	Jonathan Byrd	72	71	69	66	278/-10	220,400.00
T3	Chad Campbell	67	72	66	73	278/-10	220,400.00
T5	Jim Gallagher, Jr.	67	73	70	69	279/-9	144,400.00
T5	Carl Paulson	68	70	73	68	279/-9	144,400.00
T7	Stephen Ames	71	69	72	68	280/-8	118,433.34
T7	K.J. Choi	71	69	69	71	280/-8	118,433.33
T7	Robert Gamez	67	67	73	73	280/-8	118,433.33
T10	Pat Bates	71	67	73	70	281/-7	91,200.00
T10	Jonathan Kaye	69	72	66	74	281/-7	91,200.00
T10	Paul Stankowski	66	74	71	70	281/-7	91,200.00
T10	Kevin Sutherland	71	68	75	67	281/-7	91,200.00
T14	Stuart Appleby	70	73	68	71	282/-6	64,600.00
T14	Edward Fryatt	71	69	72	70	282/-6	64,600.00
T14	Lee Porter	67	71	71	73	282/-6	64,600.00
T14	Chris Riley	74	70	69	69	282/-6	64,600.00
T14	Loren Roberts	68	72	71	71	282/-6	64,600.00
T19	Matt Gogel	73	68	68	74	283/-5	47,690.00
T19	Brandt Jobe	72	70	70	71	283/-5	47,690.00
T19	Jerry Kelly	69	70	71	73	283/-5	47,690.00
T19	Duffy Waldorf	71	70	74	68	283/-5	47,690.00
T23	Jay Haas	69	70	77	68	284/-4	32,028.58
T23	Jim Furyk	69	72	71	72	284/-4	32,028.57
T23	Dudley Hart	70	72	71	71	284/-4	32,028.57
T23	Frank Nobilo	71	70	71	72	284/-4	32,028.57
T23	Dennis Paulson	73	68	70	73	284/-4	32,028.57
T23	David Peoples	70	70	73	71	284/-4	32,028.57
T23	Mike Sposa	69	71	69	75	284/-4	32,028.57
T30	Bob Heintz	70	69	72	74	285/-3	22,087.50
T30	John Huston	71	66	71	77	285/-3	22,087.50
T30	Kent Jones	70	74	73	68	285/-3	22,087.50
T30	Shaun Micheel	69	72	72	72	285/-3	22,087.50
T30	Brett Quigley	69	73	73	70	285/-3	22,087.50
T30	Heath Slocum	72	69	73	71	285/-3	22,087.50
T30	Phil Tataurangi	68	67	73	77	285/-3	22,087.50
T30	Willie Wood	69	71	71	74	285/-3	22,087.50
T38	Tim Clark	71	70	73	72	286/-2	15,960.00
T38	Carlos Franco	70	74	68	74	286/-2	15,960.00
T38	Paul Goydos	68	75	75	68	286/-2	15,960.00
T38	Steve Jones	69	71	76	70	286/-2	15,960.00
T38	Geoff Ogilvy	73	67	74	72	286/-2	15,960.00
T38	John Senden	70	71	74	71	286/-2	15,960.00
T44	Briny Baird	72	70	75	70	287/-1	12,160.00
T44	Russ Cochran	69	71	74	73	287/-1	12,160.00
T44	John Rollins	74	69	74	70	287/-1	12,160.00
T44	Bo Van Pelt	68	76	70	73	287/-1	12,160.00
T48	Michael Allen	70	69	78	71	288/E	9,667.20
T48	Bart Bryant	72	68	73	75	288/E	9,667.20
T48	Trevor Dodds	72	72	73	71	288/E	9,667.20
T48	Mathew Goggin	71	70	75	72	288/E	9,667.20
T48	Tom Scherrer	70	72	75	71	288/E	9,667.20
T53	Tom Byrum	70	72	73	74	289/1	8,841.34
T53	Paul Claxton	72	69	73	75	289/1	8,841.33
T53	Joel Edwards	71	70	72	76	289/1	8,841.33
T56	Luke Donald	72	68	76	74	290/2	8,512.00
T56	Brian Gay	73	71	71	75	290/2	8,512.00
T56	Tripp Isenhour	69	72	75	74	290/2	8,512.00
T56	Skip Kendall	70	73	72	75	290/2	8,512.00
T56	Neal Lancaster	72	72	72	74	290/2	8,512.00
T61	Tim Herron	71	71	71	78	291/3	8,208.00
T61	John Maginnes	72	70	76	73	291/3	8,208.00
T61	John Riegger	71	73	74	73	291/3	8,208.00
T64	Steve Elkington	71	73	78	70	292/4	8,018.00
T64	Stephen Gangluff	71	73	70	78	292/4	8,018.00
66	J.L. Lewis	75	67	75	76	293/5	7,904.00
67	Paul Azinger	71	73	76	74	294/6	7,828.00
68	Harrison Frazar	70	73	80	72	295/7	7,752.00
T69	Jim Carter	71	71	78	76	296/8	7,638.00
T69	Eduardo Herrera	72	72	79	73	296/8	7,638.00
71	Jeff Maggert	72	72	76	77	297/9	7,524.00
W/D	Ian Leggatt	70				70/-2	
W/D	Rich Beem	72				72/E	
W/D	Kaname Yokoo	80				80/8	

2003 Chrysler Classic of Greensboro

Forest Oaks Country Club; Greensboro, NC Purse: $4,500,000 Par: 36-36–72 Yards: 7,311 October 16-19, 2003

LEADERS: First round: Peter Jacobsen shot a 9-under-par 63 to lead Stephen Ames by one stroke. David Toms and Shigeki Maruyama were each two strokes behind Jacobsen. Second round: Maruyama took a five-stroke lead after shooting an 8-under-par 64 in the second round to go to 15-under-par for the tournament. Brad Faxon shot back-to-back 67s to sit at 10-under-par. Stephen Ames and Paul Gow were each at 9-under for the tournament. Third round: Maruyama shot a 2-under-par 70 to stay atop the leaderboard, but Faxon's 68 cut the lead to three strokes.
CUT: 89 players at 1-under-par 143 from a field of 132 professionals.
PRO-AM: $10,000, Robert Allenby, 51, $2,000
WEATHER: On Thursday, chilly in the morning, sunny with temperatures ranging from the low 40s to the high 60s. Friday, sunny with cool temperatures again with a high of 70 and a low in the mid 40s. Saturday and Sunday, sunny and cool with temperatures a bit warmer on Sunday.

WINNER: Shigeki Maruyama 65-64-70-67—266 (22-under-par) $810,000

POS	PLAYER	RND 1	RND 2	RND 3	RND 4	TOTAL	EARNINGS
1	Shigeki Maruyama	65	64	70	67	266/-22	810,000.00
2	Brad Faxon	67	67	68	69	271/-17	486,000.00
3	Matt Gogel	70	67	68	68	273/-15	306,000.00
4	Robert Allenby	70	70	66	68	274/-14	216,000.00
T5	Jeff Brehaut	69	70	68	68	275/-13	142,392.86
T5	Jonathan Byrd	66	70	71	68	275/-13	142,392.86
T5	Jay Haas	69	68	70	68	275/-13	142,392.86
T5	John Morgan	66	72	70	67	275/-13	142,392.86
T5	Brenden Pappas	71	68	70	66	275/-13	142,392.86
T5	Stephen Ames	64	71	71	69	275/-13	142,392.85
T5	K.J. Choi	68	69	68	70	275/-13	142,392.85
T12	Stuart Appleby	68	70	68	70	276/-12	91,125.00
T12	Briny Baird	69	72	67	68	276/-12	91,125.00
T12	Mike Heinen	73	66	73	64	276/-12	91,125.00
T12	Dave Stockton, Jr.	68	69	71	68	276/-12	91,125.00
T16	Robert Gamez	71	70	67	69	277/-11	74,250.00
T16	Kevin Sutherland	72	70	69	66	277/-11	74,250.00
T18	Chris Anderson	68	75	68	67	278/-10	60,750.00
T18	John Huston	67	71	70	70	278/-10	60,750.00
T18	Per-Ulrik Johansson	71	66	70	71	278/-10	60,750.00
T18	Jeff Sluman	73	66	70	69	278/-10	60,750.00
T22	Steven Alker	70	68	68	73	279/-9	39,487.50
T22	Kent Jones	73	68	70	68	279/-9	39,487.50
T22	Skip Kendall	69	70	72	68	279/-9	39,487.50
T22	Scott Laycock	72	70	70	67	279/-9	39,487.50
T22	Tom Lehman	70	72	69	68	279/-9	39,487.50
T22	Peter Lonard	68	70	67	74	279/-9	39,487.50
T22	Jesper Parnevik	70	72	72	65	279/-9	39,487.50
T22	David Sutherland	71	66	69	73	279/-9	39,487.50
T30	Billy Andrade	71	69	70	70	280/-8	26,742.86
T30	Tom Carter	70	66	72	72	280/-8	26,742.86
T30	Brian Gay	71	72	68	69	280/-8	26,742.86
T30	Corey Pavin	69	73	66	72	280/-8	26,742.86
T30	Joey Sindelar	70	71	70	69	280/-8	26,742.86
T30	David Gossett	70	72	66	72	280/-8	26,742.85
T30	Peter Jacobsen	63	74	70	73	280/-8	26,742.85
T37	Brad Elder	68	72	70	71	281/-7	18,450.00
T37	Retief Goosen	68	73	72	68	281/-7	18,450.00
T37	Paul Gow	66	69	72	74	281/-7	18,450.00
T37	Brandt Jobe	70	70	72	69	281/-7	18,450.00
T37	Kenichi Kuboya	67	73	69	72	281/-7	18,450.00
T37	Carl Paulson	68	70	72	71	281/-7	18,450.00
T37	Tom Pernice, Jr.	69	72	69	71	281/-7	18,450.00
T37	Tim Petrovic	74	68	67	72	281/-7	18,450.00
T37	David Toms	65	74	68	74	281/-7	18,450.00
T46	Tom Byrum	68	68	72	74	282/-6	13,110.00
T46	Jim Furyk	69	69	74	70	282/-6	13,110.00
T46	Cliff Kresge	70	71	70	71	282/-6	13,110.00
T49	Todd Fischer	70	73	69	71	283/-5	10,822.50
T49	David Frost	71	71	71	70	283/-5	10,822.50
T49	Jeff Gallagher	73	70	67	73	283/-5	10,822.50
T49	Mathew Goggin	72	70	72	69	283/-5	10,822.50
T49	Jerry Kelly	68	75	72	68	283/-5	10,822.50
T49	Dicky Pride	66	70	71	76	283/-5	10,822.50
T49	Brent Schwarzrock	71	71	73	68	283/-5	10,822.50
T49	Darron Stiles	70	69	72	72	283/-5	10,822.50
T57	Mark Brooks	71	72	73	68	284/-4	10,035.00
T57	Ben Crane	70	72	73	69	284/-4	10,035.00
T57	Bernhard Langer	69	73	75	67	284/-4	10,035.00
T57	Loren Roberts	70	71	71	72	284/-4	10,035.00
T61	Olin Browne	72	70	68	75	285/-3	9,495.00
T61	Jim Carter	69	73	70	73	285/-3	9,495.00
T61	Greg Chalmers	72	71	72	70	285/-3	9,495.00
T61	Robert Damron	71	72	70	72	285/-3	9,495.00
T61	Fred Funk	70	72	72	71	285/-3	9,495.00
T61	Kelly Mitchum	68	74	72	71	285/-3	9,495.00
T61	Geoff Ogilvy	68	69	74	74	285/-3	9,495.00
T61	Deane Pappas	73	70	67	75	285/-3	9,495.00
T69	Neal Lancaster	75	68	69	74	286/-2	9,000.00
T69	Andrew Magee	74	69	70	73	286/-2	9,000.00
T69	Pat Perez	72	71	72	71	286/-2	9,000.00
T72	Donnie Hammond	70	72	72	73	287/-1	8,685.00
T72	J.P. Hayes	72	70	68	77	287/-1	8,685.00
T72	Kenny Perry	69	70	73	75	287/-1	8,685.00
T72	Hidemichi Tanaka	70	73	69	75	287/-1	8,685.00
76	Gavin Coles	70	73	72	73	288/E	8,460.00
77	Glen Hnatiuk	71	69	75	74	289/1	8,370.00
T78	Anthony Painter	67	75	74	74	290/2	8,190.00
T78	Heath Slocum	69	70	78	73	290/2	8,190.00
T78	Esteban Toledo	71	72	71	76	290/2	8,190.00
T81	Jim Gallagher, Jr.	72	70	76	73	291/3	7,965.00
T81	Hank Kuehne	72	70	71	78	291/3	7,965.00
T83	Aaron Barber	69	74	76	73	292/4	7,785.00
T83	Thomas Levet	74	69	75	74	292/4	7,785.00
85	Vance Veazey	70	73	79	71	293/5	7,650.00
86	Carl Pettersson	70	70	79	75	294/6	7,560.00
87	Aaron Baddeley	71	71	76	77	295/7	7,470.00
88	Brandel Chamblee	70	73	77	76	296/8	7,380.00
89	Ty Tryon	73	70	80	74	297/9	7,290.00
W/D	Rocco Mediate	72				72/E	
DQ	Tom Gillis	75				75/3	
W/D	Mark Calcavecchia	76				76/4	
W/D	Garrett Willis	79				79/7	

2004 Chrysler Classic of Greensboro

Forest Oaks Country Club; Greensboro, NC Purse: $4,600,000 Par: 36-36–72 Yards: 7,311 October 14-17, 2004

LEADERS: First round: Jason Dufner posted a 7-under-par 65 to lead Brent Geiberger, Tom Pernice Jr., Bo Van Pelt, Brenden Pappas and Brett Quigley by one stroke. Twelve players were two back. Second round: Geiberger moved to 11-under-par 133 to lead Jeff Brehaut, David Toms and Pernice by one. Five players were two behind. Third round: Geiberger and Tom Lehman, at 12-under-par 204, led Toms, Matt Gogel, Michael Allen and Joe Ogilvie by one. Chris Smith and Shigeki Maruyama were two behind.
CUT: 71 players at 3-under-par 141 from a field of 131 professionals and one amateur.
PRO-AM: $10,000. Two nine-hole competitions due to rain. First tee: Brenden Pappas, 23, $1,000. 10th Tee: John Daly, Robert Gamez, Kevin Sutherland, 26, $833.34.
WEATHER: Thursday, partly cloudy and comfortable with a high of 71. Light west winds 7-12 mph. Friday, showers in the early morning followed by mix of clouds and sunshine. Cooler temperatures with a high of 61 degrees. High winds in the afternoon, WSW 15-25 mph with higher gusts. Sunny and cool on Saturday morning with temperatures in the 40s, warming to mid-60s in the afternoon. Winds west 15-25. Sunday, cool and sunny in the morning, warming with temperatures reaching 69 in the afternoon. Lighter west winds at 10-15 mph.

WINNER: Brent Geiberger 66-67-71-66–270 (18-under-par) $828,000

POS	PLAYER	RND 1	RND 2	RND 3	RND 4	TOTAL	EARNINGS
1	Brent Geiberger	66	67	71	66	270/-18	828,000.00
2	Michael Allen	70	67	68	67	272/-16	496,800.00
3	Chris Smith	70	69	67	67	273/-15	312,800.00
T4	Tom Lehman	69	66	69	70	274/-14	202,400.00
T4	David Toms	69	65	71	69	274/-14	202,400.00
6	Arjun Atwal	71	70	68	66	275/-13	165,600.00
7	Tom Pernice, Jr.	66	68	73	69	276/-12	154,100.00
T8	Jeff Brehaut	68	66	73	70	277/-11	110,975.00
T8	Ben Crane	68	69	70	70	277/-11	110,975.00
T8	Jason Dufner	65	70	73	69	277/-11	110,975.00
T8	Matt Gogel	70	69	66	72	277/-11	110,975.00
T8	Richard Johnson	67	71	69	70	277/-11	110,975.00
T8	Jerry Kelly	70	65	72	70	277/-11	110,975.00
T8	Joe Ogilvie	68	67	70	72	277/-11	110,975.00
T8	Ted Purdy	71	68	74	64	277/-11	110,975.00
T16	Cameron Beckman	71	67	71	69	278/-10	73,600.00
T16	Rod Pampling	69	71	70	68	278/-10	73,600.00
T16	Bo Van Pelt	66	69	74	69	278/-10	73,600.00
T19	Jay Delsing	67	72	73	68	280/-8	55,752.00
T19	Carlos Franco	70	70	69	71	280/-8	55,752.00
T19	Hank Kuehne	67	69	73	71	280/-8	55,752.00
T19	Shigeki Maruyama	68	70	68	74	280/-8	55,752.00
T19	Brett Quigley	66	71	72	71	280/-8	55,752.00
T24	David Frost	70	66	71	74	281/-7	42,320.00
T24	Blaine McCallister	67	70	70	74	281/-7	42,320.00
T24	Ryan Moore - a	68	69	73	71	281/-7	
T27	Jason Bohn	70	70	71	71	282/-6	31,970.00
T27	Brad Faxon	68	70	71	73	282/-6	31,970.00
T27	Fred Funk	69	71	69	73	282/-6	31,970.00
T27	Jesper Parnevik	72	68	69	73	282/-6	31,970.00
T27	John Rollins	68	73	72	69	282/-6	31,970.00
T27	Jeff Sluman	68	71	72	71	282/-6	31,970.00
T27	Steve Stricker	70	71	71	70	282/-6	31,970.00
T27	Roland Thatcher	70	69	73	70	282/-6	31,970.00
T35	Todd Fischer	67	74	71	71	283/-5	20,825.46
T35	Arron Oberholser	71	70	71	71	283/-5	20,825.46
T35	Tag Ridings	69	71	72	71	283/-5	20,825.46
T35	Mike Springer	70	68	74	71	283/-5	20,825.46
T35	Kevin Sutherland	70	71	72	70	283/-5	20,825.46
T35	Billy Andrade	67	71	72	73	283/-5	20,825.45
T35	Mark Calcavecchia	69	69	71	74	283/-5	20,825.45
T35	Cliff Kresge	69	72	70	72	283/-5	20,825.45
T35	Deane Pappas	70	70	70	73	283/-5	20,825.45
T35	Corey Pavin	70	69	72	72	283/-5	20,825.45
T35	Carl Pettersson	67	72	72	72	283/-5	20,825.45
T46	Robert Allenby	71	69	73	71	284/-4	13,468.80
T46	Danny Ellis	69	72	73	70	284/-4	13,468.80
T46	Skip Kendall	70	71	71	72	284/-4	13,468.80
T46	Dan Olsen	67	73	74	70	284/-4	13,468.80
T46	Brenden Pappas	66	71	76	71	284/-4	13,468.80
T51	D.J. Brigman	67	74	77	67	285/-3	11,009.34
T51	Tim Petrovic	69	69	79	68	285/-3	11,009.34
T51	Ken Duke	72	69	72	72	285/-3	11,009.33
T51	Fredrik Jacobson	70	69	73	73	285/-3	11,009.33
T51	Steve Pate	69	70	75	71	285/-3	11,009.33
T51	Mark Wilson	68	72	72	73	285/-3	11,009.33
T57	Lucas Glover	70	68	73	75	286/-2	10,350.00
T57	Hunter Mahan	70	69	75	72	286/-2	10,350.00
T57	Geoff Ogilvy	69	72	78	67	286/-2	10,350.00
T57	Chris Stroud	69	71	73	73	286/-2	10,350.00
61	Zach Johnson	68	73	72	74	287/-1	10,120.00
T62	Guy Boros	70	70	75	73	288/E	9,844.00
T62	Niclas Fasth	70	71	73	74	288/E	9,844.00
T62	Scott Hend	71	69	77	71	288/E	9,844.00
T62	Frank Lickliter II	70	70	74	74	288/E	9,844.00
T62	Rocco Mediate	70	71	73	74	288/E	9,844.00
67	Craig Parry	69	69	75	76	289/1	9,568.00
68	Jose Coceres	69	72	71	79	291/3	9,476.00
69	Robert Damron	71	70	79	73	293/5	9,384.00
70	Billy Mayfair	73	68	81	73	295/7	9,292.00
W/D	Steve Elkington	67	73			140/-4	
DQ	Ken Green						

2005 Chrysler Classic of Greensboro

Forest Oaks Country Club; Greensboro, NC Purse: $5,000,000 Par: 36-36–72 Yards: 7,333 September 29 - October 2, 2005

LEADERS: First round: Charles Warren tied the tournament record with a 10-under 62 to lead K.J. Choi by two strokes and D.J. Trahan by three. Second round: John Huston moved to 12-under 132, one ahead of Choi. Justin Rose and Trahan were two back. Third round: Trahan and Choi shared the lead at 16-under 200, one ahead of Jason Bohn and Shigeki Maruyama. Rose trailed by two.
CUT: 77 players at 3-under-par 141 from a field of 132 professionals.
PRO-AM: $10,000, Bo Van Pelt, Briny Baird and Lucas Glover, 55, $1,667 each.
WEATHER: Mostly cloudy with temperatures in the high 70s on Thursday. Winds out of the southwest in the morning, 8-12 mph switching to WNW in the afternoon with gusts up to 20 mph. Mostly cloudy and cold Friday morning (50s) with temperatures rising to the mid 70s. Beautiful days on Saturday and Sunday with temperatures in the high 70s.

WINNER: K.J. Choi 64-69-67-66–266 (22-under-par) $900,000

POS	PLAYER	RND 1	RND 2	RND 3	RND 4	TOTAL	EARNINGS
1	K.J. Choi	64	69	67	66	266/-22	900,000.00
2	Shigeki Maruyama	70	65	66	67	268/-20	540,000.00
T3	Jason Bohn	71	65	65	70	271/-17	260,000.00
T3	Brandt Jobe	72	65	67	67	271/-17	260,000.00
T3	Charles Warren	62	74	70	65	271/-17	260,000.00
T6	Tim Clark	66	69	70	68	273/-15	156,500.00
T6	Tim Herron	70	66	67	70	273/-15	156,500.00
T6	Jerry Kelly	70	68	67	68	273/-15	156,500.00
T6	J.L. Lewis	72	68	67	66	273/-15	156,500.00
T6	Justin Rose	69	65	68	71	273/-15	156,500.00
T11	Kent Jones	70	71	67	66	274/-14	120,000.00
T11	Carl Pettersson	69	67	69	69	274/-14	120,000.00
T13	Sergio Garcia	69	69	66	71	275/-13	93,750.00
T13	Scott Gutschewski	67	74	66	68	275/-13	93,750.00
T13	Wes Short, Jr.	68	70	69	68	275/-13	93,750.00
T13	D.J. Trahan	65	69	66	75	275/-13	93,750.00
T17	Olin Browne	68	72	65	71	276/-12	72,500.00
T17	Dudley Hart	70	67	70	69	276/-12	72,500.00
T17	John Huston	66	66	74	70	276/-12	72,500.00
T17	Darron Stiles	69	69	68	70	276/-12	72,500.00
T21	Lucas Glover	70	71	70	66	277/-11	48,357.15
T21	J.J. Henry	66	72	72	67	277/-11	48,357.15
T21	Brian Bateman	70	71	67	69	277/-11	48,357.14
T21	Cameron Beckman	70	69	70	68	277/-11	48,357.14
T21	D.A. Points	72	66	70	69	277/-11	48,357.14
T21	Chris Smith	72	65	72	68	277/-11	48,357.14
T21	Duffy Waldorf	69	71	67	70	277/-11	48,357.14
T28	Jonathan Byrd	67	73	70	68	278/-10	33,250.00
T28	Steve Elkington	70	70	69	69	278/-10	33,250.00
T28	Robert Gamez	72	69	63	74	278/-10	33,250.00
T28	Hank Kuehne	71	67	71	69	278/-10	33,250.00
T28	Tim Petrovic	70	69	70	69	278/-10	33,250.00
T28	John Rollins	67	68	71	72	278/-10	33,250.00
T34	Marco Dawson	72	68	68	71	279/-9	24,714.29
T34	Brian Gay	69	66	73	71	279/-9	24,714.29
T34	Charles Howell III	69	71	68	71	279/-9	24,714.29
T34	Ryan Moore	72	69	70	68	279/-9	24,714.29
T34	Paul Azinger	69	71	66	73	279/-9	24,714.28
T34	Daniel Chopra	67	69	71	72	279/-9	24,714.28
T34	Neal Lancaster	71	70	67	71	279/-9	24,714.28
T41	Steve Allan	72	68	68	72	280/-8	19,000.00
T41	Gavin Coles	68	70	73	69	280/-8	19,000.00
T41	Steve Lowery	74	67	68	71	280/-8	19,000.00
T41	Jeff Maggert	69	71	70	70	280/-8	19,000.00
T45	Tom Byrum	71	67	72	71	281/-7	14,300.00
T45	Chad Campbell	69	72	69	71	281/-7	14,300.00
T45	James Driscoll	67	71	72	71	281/-7	14,300.00
T45	Shaun Micheel	75	66	69	71	281/-7	14,300.00
T45	Tag Ridings	71	68	75	67	281/-7	14,300.00
T45	Mark Wilson	72	67	66	76	281/-7	14,300.00
T51	Justin Bolli	69	72	69	72	282/-6	11,840.00
T51	Robert Damron	74	67	74	67	282/-6	11,840.00
T51	Jonathan Kaye	70	68	70	74	282/-6	11,840.00
T51	Phillip Price	69	71	71	71	282/-6	11,840.00
T51	Charlie Wi	70	71	70	71	282/-6	11,840.00
T56	Tommy Armour III	71	70	72	70	283/-5	11,200.00
T56	Joe Durant	67	71	70	75	283/-5	11,200.00
T56	Hunter Haas	70	68	73	72	283/-5	11,200.00
T56	Thomas Levet	74	67	72	70	283/-5	11,200.00
T56	Heath Slocum	71	69	72	71	283/-5	11,200.00
T61	Matt Gogel	67	74	69	74	284/-4	10,800.00
T61	Michael Long	70	71	74	69	284/-4	10,800.00
T61	Hidemichi Tanaka	66	74	72	72	284/-4	10,800.00
T64	Tom Lehman	69	70	72	74	285/-3	10,450.00
T64	Geoff Ogilvy	68	73	72	72	285/-3	10,450.00
T64	Adam Scott	73	68	70	74	285/-3	10,450.00
T64	Tjaart van der Walt	73	68	70	74	285/-3	10,450.00
T68	Jay Delsing	71	68	73	74	286/-2	10,000.00
T68	Peter Lonard	71	70	72	73	286/-2	10,000.00
T68	Billy Mayfair	69	71	70	76	286/-2	10,000.00
T68	Tom Pernice, Jr.	72	69	71	74	286/-2	10,000.00
T68	Patrick Sheehan	71	68	76	71	286/-2	10,000.00
73	Hunter Mahan	75	66	72	74	287/-1	9,700.00
T74	Billy Andrade	69	72	73	74	288/E	9,550.00
T74	Corey Pavin	72	69	75	72	288/E	9,550.00
T76	Ben Curtis	69	69	79	73	290/2	9,350.00
T76	Tom Gillis	70	68	73	79	290/2	9,350.00
DQ	Todd Fischer	71				71/-1	
DQ	Paul Gow					/	
W/D	Rocco Mediate					/	

2006 Chrysler Classic of Greensboro

Forest Oaks Country Club; Greensboro, NC Purse: $5,000,000 Par: 36-36–72 Yards: 7,333 October 5 - October 8, 2006

LEADERS: First round: Brent Geiberger, John Rollins and Nick Watney shared the lead at 8-under 64. John Senden, Robert Gamez, Tag Ridings, Mike Sposa, James Driscoll and Charley Hoffman trailed by two. Second round: Watney moved to 9-under 135, one ahead of Ryan Palmer and Senden. Six players were three back. Third round: Davis Love III and Chris Couch shared the lead at 10-under 206. Chris Smith, Steve Flesch and Senden were one back, while seven others trailed by two.
CUT: 76 players at 2-under-par 142 from a field of 132 professionals.
PRO-AM: $10,000, Joe Ogilvie and Tim Petrovic, 52, $1,800 each.
WEATHER: Thursday: Sunny becoming cloudy in the afternoon. Temperatures 60-85 and winds out of the west 7-12 mph. Friday: Rain overnight, into the morning and sporadic throughout the day. Temperatures dropping from 63 to 54 and winds out of the north 10-20 mph with gusts to 29 mph. Saturday: Cold and wet with temps from 48-55 and winds NNE 10-20 mph. Sunday: Mostly cloudy, cool and breezy with temperatures 57-63 and winds NE 10-20 mph.

WINNER: Davis Love III 69-69-68-66–266 (16-under-par) $900,000

POS	PLAYER	RND 1	RND 2	RND 3	RND 4	TOTAL	EARNINGS
1	Davis Love III	69	69	68	66	272/-16	900,000.00
2	Jason Bohn	69	69	70	66	274/-14	540,000.00
T3	Eric Axley	68	69	71	67	275/-13	290,000.00
T3	Steve Flesch	69	69	69	68	275/-13	290,000.00
5	Ryan Palmer	71	65	73	67	276/-12	200,000.00
T6	Daniel Chopra	68	74	66	69	277/-11	151,250.00
T6	Joe Durant	67	71	70	69	277/-11	151,250.00
T6	Lucas Glover	73	69	66	69	277/-11	151,250.00
T6	Troy Matteson	71	68	70	68	277/-11	151,250.00
T6	Ryan Moore	67	70	71	69	277/-11	151,250.00
T6	Nick Watney	64	71	74	68	277/-11	151,250.00
T12	Brent Geiberger	64	75	71	68	278/-10	92,142.86
T12	Hunter Mahan	70	72	72	64	278/-10	92,142.86
T12	Joe Ogilvie	69	72	70	67	278/-10	92,142.86
T12	Greg Owen	68	69	73	68	278/-10	92,142.86
T12	Steve Stricker	69	70	71	68	278/-10	92,142.86
T12	Jonathan Byrd	67	71	71	69	278/-10	92,142.85
T12	Chris Couch	69	68	69	72	278/-10	92,142.85
T19	Charles Howell III	69	72	68	70	279/-9	65,000.00
T19	Billy Mayfair	71	70	70	68	279/-9	65,000.00
T19	Brett Quigley	69	71	68	71	279/-9	65,000.00
T22	Arjun Atwal	67	73	72	68	280/-8	46,416.67
T22	Briny Baird	68	72	71	69	280/-8	46,416.67
T22	Olin Browne	70	69	70	71	280/-8	46,416.67
T22	Richard Johnson	69	73	69	69	280/-8	46,416.67
T22	Tim Clark	67	73	69	71	280/-8	46,416.66
T22	John Senden	66	70	71	73	280/-8	46,416.66
T28	Brian Davis	69	71	74	67	281/-7	35,500.00
T28	Robert Gamez	66	74	69	72	281/-7	35,500.00
T28	Tag Ridings	66	72	74	69	281/-7	35,500.00
T31	Michael Allen	69	71	71	71	282/-6	27,750.00
T31	Aaron Baddeley	71	70	71	70	282/-6	27,750.00
T31	Jeff Brehaut	68	70	71	73	282/-6	27,750.00
T31	Jeff Gove	68	72	72	70	282/-6	27,750.00
T31	Ted Purdy	71	71	71	69	282/-6	27,750.00
T31	John Rollins	64	74	72	72	282/-6	27,750.00
T31	Vaughn Taylor	72	69	71	70	282/-6	27,750.00
T31	Bubba Watson	69	70	72	71	282/-6	27,750.00
T39	Mark Calcavecchia	69	71	76	67	283/-5	21,000.00
T39	Dudley Hart	69	70	73	71	283/-5	21,000.00
T39	Chris Smith	67	71	69	76	283/-5	21,000.00
T39	D.J. Trahan	68	73	70	72	283/-5	21,000.00
T43	Rich Beem	69	73	72	70	284/-4	14,900.00
T43	Henrik Bjornstad	68	74	73	69	284/-4	14,900.00
T43	K.J. Choi	67	73	72	72	284/-4	14,900.00
T43	John Engler, Jr.	67	75	70	72	284/-4	14,900.00
T43	Charley Hoffman	66	71	72	75	284/-4	14,900.00
T43	John Huston	72	70	73	69	284/-4	14,900.00
T43	Bob May	69	71	72	72	284/-4	14,900.00
T43	Kevin Sutherland	69	72	72	71	284/-4	14,900.00
T43	Omar Uresti	70	70	75	69	284/-4	14,900.00
T52	Doug Barron	68	71	75	71	285/-3	11,542.86
T52	David Branshaw	68	74	71	72	285/-3	11,542.86
T52	Kris Cox	67	71	76	71	285/-3	11,542.86
T52	Marco Dawson	73	69	71	72	285/-3	11,542.86
T52	Will MacKenzie	69	73	70	73	285/-3	11,542.86
T52	Greg Kraft	68	74	70	73	285/-3	11,542.85
T52	Jeff Maggert	68	72	71	74	285/-3	11,542.85
T59	Robert Damron	67	73	70	76	286/-2	10,900.00
T59	Brian Gay	67	73	72	74	286/-2	10,900.00
T59	Nathan Green	70	71	75	70	286/-2	10,900.00
T59	Steve Jones	68	74	72	72	286/-2	10,900.00
T59	Daisuke Maruyama	72	68	71	75	286/-2	10,900.00
T64	D.A. Points	69	73	74	71	287/-1	10,550.00
T64	Mark Wilson	70	71	76	70	287/-1	10,550.00
66	Tim Petrovic	68	69	77	74	288/E	10,400.00
T67	Paul Goydos	73	69	73	74	289/1	10,150.00
T67	Steve Lowery	68	70	78	73	289/1	10,150.00
T67	Nick O'Hern	71	71	75	72	289/1	10,150.00
T67	Jerry Smith	70	72	74	73	289/1	10,150.00
71	J.P. Hayes	70	72	75	73	290/2	9,900.00
T72	Peter Lonard	71	70	76	74	291/3	9,750.00
T72	Mike Sposa	66	74	73	78	291/3	9,750.00
T74	James Driscoll	66	75	75	76	292/4	9,550.00
T74	Bernhard Langer	68	74	79	71	292/4	9,550.00
76	Ryuji Imada	70	72	79	72	293/5	9,400.00
W/D	Bubba Dickerson	74				74/2	
W/D	Paul Azinger	79				79/7	

2007 Wyndham Championship

Forest Oaks Country Club; Greensboro, NC Purse: $5,000,000 Par: 36-36–72 Yards: 7,333 FedEx Cup Pts.: 25,000 Aug. 16-19, 2007

LEADERS: First round: Will MacKenzie led by one stroke at 8-under 64. Steve Marino, Brian Davis, Lucas Glover and Jeff Overton each carded a 7-under 65. Second round: Jeff Overton, John Huston and Steve Marino each shot a 12-under 132; Carl Pettersson, Tim Petrovic, Greg Kraft, Craig Kanada and Anders Hansen were one back. Third round: Jeff Overton held the third-round lead at 18-under 198; Billy Mayfair, Anders Hansen, Carl Pettersson and Tim Petrovic were one back.
CUT: 86 players at 5-under-par 139 from a field of 155 professionals and one amateur.
WEATHER: Thursday: mostly sunny with record heat. Afternoon high of 99 broke old record of 98 in 1954. Winds SW 5-10 mph. Friday: mostly cloudy w/scattered morning t-storms. Play suspended from 8:41 a.m. to 10:45 a.m. Mostly sunny and hot in the afternoon. High of 96. Winds SW 5-10 mph shifting NW 7-12 mph during the afternoon. Saturday: mostly sunny and less humid. High of 89. Winds NE 5-10 mph. Sunday: morning clouds, then partly cloudy and more humid. High of 95. Winds S-SW 7-12 mph.

WINNER: Brandt Snedeker 70-67-66-63–266 (22-under-par) $900,000 4,500 FedExCup points

POS	PLAYER	RND 1	RND 2	RND 3	RND 4	TOTAL	FEDEX PTS.	EARNINGS
1	Brandt Snedeker	70	67	66	63	266/-22	4,500	900,000.00
T2	Tim Petrovic	68	65	68	67	268/-20	1,867	373,333.34
T2	Billy Mayfair	69	68	64	67	268/-20	1,867	373,333.33
T2	Jeff Overton	65	67	66	70	268/-20	1,867	373,333.33
5	Carl Pettersson	66	67	68	68	269/-19	1,000	200,000.00
6	Greg Kraft	66	67	71	66	270/-18	900	180,000.00
T7	Jason Gore	67	68	69	67	271/-17	753	150,625.00
T7	Will MacKenzie	64	71	68	68	271/-17	753	150,625.00
T7	Shigeki Maruyama	66	69	67	69	271/-17	753	150,625.00
T7	Kevin Stadler	68	67	70	66	271/-17	753	150,625.00
T11	Anders Hansen	69	64	68	71	272/-16	600	120,000.00
T11	Jeff Maggert	67	70	69	66	272/-16	600	120,000.00
T13	Jonathan Byrd	69	66	73	65	273/-15	429	85,714.29
T13	Frank Lickliter II	68	70	68	67	273/-15	429	85,714.29
T13	Charles Warren	68	67	70	68	273/-15	429	85,714.29
T13	Dean Wilson	70	68	70	65	273/-15	429	85,714.29
T13	Brian Gay	69	67	69	68	273/-15	429	85,714.28
T13	Nathan Green	68	66	70	69	273/-15	429	85,714.28
T13	Joey Sindelar	69	67	68	69	273/-15	429	85,714.28
T20	Andy Bare	70	66	68	70	274/-14		52,142.86
T20	John Huston	66	66	72	70	274/-14	261	52,142.86
T20	Tripp Isenhour	69	70	65	70	274/-14	261	52,142.86
T20	Peter Lonard	70	69	67	68	274/-14	261	52,142.86
T20	Johnson Wagner	68	68	69	69	274/-14	261	52,142.86
T20	Lucas Glover	65	71	66	72	274/-14	261	52,142.85
T20	John Merrick	66	69	69	70	274/-14	261	52,142.85
T27	Eric Axley	68	70	69	68	275/-13	174	34,750.00
T27	Bob Estes	69	69	68	69	275/-13	174	34,750.00
T27	Brent Geiberger	68	68	70	69	275/-13	174	34,750.00
T27	J.J. Henry	70	69	67	69	275/-13	174	34,750.00
T27	Kent Jones	67	70	69	69	275/-13	174	34,750.00
T27	Vaughn Taylor	67	70	69	69	275/-13	174	34,750.00
T33	Craig Bowden	70	69	68	69	276/-12	138	27,625.00
T33	Craig Kanada	68	65	70	73	276/-12	138	27,625.00
T33	Ryan Palmer	68	70	70	68	276/-12	138	27,625.00
T33	Jaco Van Zyl	70	69	69	68	276/-12	138	27,625.00
T37	Cameron Beckman	68	68	69	72	277/-11	95	19,016.67
T37	Rich Beem	69	69	69	70	277/-11	95	19,016.67
T37	Alex Cejka	68	67	72	70	277/-11	95	19,016.67
T37	Brian Davis	65	73	68	71	277/-11	95	19,016.67
T37	Mark Hensby	67	70	72	68	277/-11	95	19,016.67
T37	Jason Schultz	69	67	70	71	277/-11	95	19,016.67
T37	Bob Tway	67	69	73	68	277/-11	95	19,016.67
T37	Jay Williamson	70	68	70	69	277/-11		19,016.67
T37	Jeff Brehaut	71	66	67	73	277/-11	95	19,016.66
T37	Steve Marino	65	67	71	74	277/-11	95	19,016.66
T37	Kevin Na	69	70	70	68	277/-11	95	19,016.66
T37	Chris Tidland	68	71	71	67	277/-11	95	19,016.66
T49	Tommy Armour III	72	64	69	73	278/-10	60	12,025.00
T49	Mathew Goggin	69	70	70	69	278/-10	60	12,025.00
T49	Scott Gutschewski	68	70	70	70	278/-10	60	12,025.00
T49	Fredrik Jacobson	70	66	70	72	278/-10	60	12,025.00
T49	Jarrod Lyle	69	69	70	70	278/-10	60	12,025.00
T49	D.J. Trahan	68	70	71	69	278/-10	60	12,025.00
T49	Steve Wheatcroft	68	66	71	73	278/-10	60	12,025.00
T49	Charlie Wi	68	67	70	73	278/-10	60	12,025.00
T57	Billy Andrade	68	71	70	70	279/-9	55	11,000.00
T57	Craig Barlow	68	71	72	68	279/-9	55	11,000.00
T57	Michael Bradley	69	70	68	72	279/-9	55	11,000.00
T57	Todd Fischer	66	72	71	70	279/-9		11,000.00
T57	Michael Putnam	67	68	73	71	279/-9	55	11,000.00
T57	Tag Ridings	70	66	72	71	279/-9	55	11,000.00
T57	John Senden	67	70	70	72	279/-9	55	11,000.00
T64	Daniel Chopra	68	71	70	71	280/-8	53	10,500.00
T64	Mathias Gronberg	72	67	71	70	280/-8	53	10,500.00
T64	George McNeill	70	68	68	74	280/-8	53	10,500.00
T67	Chad Campbell	69	68	72	72	281/-7	50	10,000.00
T67	Jay Delsing	68	69	68	76	281/-7	50	10,000.00
T67	Joe Durant	67	69	72	73	281/-7	50	10,000.00
T67	Robert Garrigus	69	69	73	70	281/-7	50	10,000.00
T67	Cliff Kresge	67	69	69	76	281/-7	50	10,000.00
T67	Spike McRoy	71	66	73	71	281/-7	50	10,000.00
T67	Kirk Triplett	67	69	72	73	281/-7	50	10,000.00
T74	Paul Gow	68	70	73	72	283/-5	48	9,500.00
T74	Todd Hamilton	66	69	77	71	283/-5	48	9,500.00
T74	Stephen Leaney	69	70	70	74	283/-5	48	9,500.00
T77	Briny Baird	70	69	73	72	284/-4	46	9,100.00
T77	Olin Browne	70	68	75	71	284/-4	46	9,100.00
T77	Tom Johnson	70	69	73	72	284/-4	46	9,100.00
T77	Craig Lile	70	69	70	75	284/-4	46	9,100.00
T77	Chris Riley	70	68	74	72	284/-4	46	9,100.00
82	Ryan Blaum	71	68	72	74	285/-3		8,800.00
83	Willie Wood	71	68	71	76	286/-2	44	8,700.00
84	Neal Lancaster	69	69	77	73	288/E	43	8,600.00
85	Jim Gallagher, Jr.	69	70	71	81	291/3	43	8,500.00
86	Steve Allan	67	72	74	79	292/4	42	8,400.00

2008 Wyndham Championship

Sedgefield Country Club; Greensboro, NC Purse: $5,100,000 Par: 35-35–70 Yards: 7,117 August 14 - August 17, 2008

LEADERS: First round: Bob Heintz and Martin Laird shared the lead at 7-under 63. Tim Clark, Carl Pettersson, Scott Sterling and Garrett Willis trailed by one. Second round: Pettersson's record-setting 9-under 61 moved him to 15-under 125, three ahead of Willis. Scott McCarron was three back, with Kevin Streelman finishing five off the pace at 10-under. Third round: Pettersson's lead was cut to two strokes at 19-under 191, ahead of McCarron. Briny Baird, Streelman and Willis each were at 13-under.

CUT: 36-hole cut of 78 players at 3-under-par 137 from a field of 152 professionals and four amateurs.

WEATHER: Thursday: mostly sunny with a high of 81, winds WSW 5-10 mph. Friday: partly cloudy with a morning low of 73 degrees; temperatures in the afternoon reached 82 with winds WSW 5-10 mph. Due to a dangerous situation, play was suspended from 4:41 until 5:52 p.m. Round two concluded at 8 p.m. Saturday: partly cloudy in the morning with temperatures in the low 70s; afternoon highs reached 88 degrees with winds NNE 5-10 mph. Sunday: cloudy and cool with a morning low of 71 degrees; winds ENE 5-10 mph. Slightly warmer temperatures in the afternoon of 75-78 degrees with periodic mist. Winds remained ENE 5-10 mph.

WINNER: Carl Pettersson 64-61-66-68–259 (21-under-par) $918,000; 4,500 FedExCup points

POS	PLAYER	RND 1	RND 2	RND 3	RND 4	TOTAL	FEDEX PTS.	EARNINGS
1	Carl Pettersson	64	61	66	68	259/-21	4,500	918,000.00
2	Scott McCarron	65	64	64	68	261/-19	2,700	550,800.00
3	Rich Beem	70	67	63	63	263/-17	1,700	346,800.00
T4	J.J. Henry	70	66	66	62	264/-16	1,100	224,400.00
T4	Martin Laird	63	74	64	63	264/-16	1,100	224,400.00
T6	Tim Clark	64	67	68	66	265/-15	837	170,850.00
T6	John Senden	66	66	67	66	265/-15	837	170,850.00
T6	Kevin Streelman	66	64	67	68	265/-15	837	170,850.00
T9	Briny Baird	67	68	62	69	266/-14	600	122,400.00
T9	Shane Bertsch	67	68	67	64	266/-14	600	122,400.00
T9	Jerry Kelly	66	65	68	67	266/-14	600	122,400.00
T9	Michael Letzig	67	66	67	66	266/-14	600	122,400.00
T9	Bob Sowards	65	66	68	67	266/-14	600	122,400.00
T9	Mark Wilson	68	67	67	64	266/-14	600	122,400.00
T15	Justin Bolli	68	66	68	65	267/-13	400	81,600.00
T15	Lee Janzen	67	66	67	67	267/-13	400	81,600.00
T15	Scott Sterling	64	71	64	68	267/-13	400	81,600.00
T15	Vaughn Taylor	67	67	66	67	267/-13	400	81,600.00
T15	Garrett Willis	64	64	69	70	267/-13	400	81,600.00
T20	Lucas Glover	66	68	66	68	268/-12	270	57,324.00
T20	Kent Jones	66	68	65	69	268/-12	270	57,324.00
T20	John Riegger	67	65	67	69	268/-12	270	57,324.00
T20	Patrick Sheehan	66	71	65	66	268/-12	270	57,324.00
T20	Jay Williamson	67	67	67	67	268/-12	270	57,324.00
T20	Danny Lee - a	68	66	67	67	268/-12		
T26	Paul Casey	70	66	67	66	269/-11	188	40,672.50
T26	Jason Dufner	66	69	66	68	269/-11	188	40,672.50
T26	Zach Johnson	66	70	69	64	269/-11	188	40,672.50
T26	Tom Pernice Jr.	68	66	69	66	269/-11	188	40,672.50
T30	Mark Brooks	68	66	68	68	270/-10	151	32,427.50
T30	Bob Estes	71	66	67	66	270/-10	151	32,427.50
T30	Robert Garrigus	66	66	71	67	270/-10	151	32,427.50
T30	David Lutterus	69	64	72	65	270/-10	151	32,427.50
T30	Jon Mills	68	69	65	68	270/-10	151	32,427.50
T30	Y.E. Yang	67	69	66	68	270/-10	151	32,427.50
T36	Billy Andrade	66	69	67	69	271/-9	117	25,143.00
T36	George McNeill	68	67	68	68	271/-9	117	25,143.00
T36	Stephen Poole	66	71	69	65	271/-9		25,143.00
T36	Marc Turnesa	69	68	65	69	271/-9	117	25,143.00
T36	Charles Warren	67	66	69	69	271/-9	117	25,143.00
T41	Eric Axley	67	69	64	72	272/-8	87	18,870.00
T41	Ben Crane	68	66	70	68	272/-8	87	18,870.00
T41	Glen Day	66	69	69	68	272/-8	87	18,870.00
T41	Charley Hoffman	68	69	66	69	272/-8	87	18,870.00
T41	Joe Ogilvie	69	68	68	67	272/-8	87	18,870.00
T41	David Toms	68	67	71	66	272/-8	87	18,870.00
T41	Bob Tway	70	65	69	68	272/-8	87	18,870.00
T48	Mark Calcavecchia	67	69	70	67	273/-7	66	14,382.00
T48	Brian Gay	67	68	66	72	273/-7	66	14,382.00
T50	Tom Byrum	71	66	68	69	274/-6	61	12,886.00
T50	John Daly	70	67	66	71	274/-6	61	12,886.00
T50	Nick Flanagan	68	69	70	67	274/-6	61	12,886.00
T53	Cody Freeman	70	67	70	68	275/-5	57	11,773.72
T53	Bob Heintz	63	72	72	68	275/-5	57	11,773.72
T53	Richard S. Johnson	67	70	71	67	275/-5	57	11,773.72
T53	Jeff Maggert	66	70	70	69	275/-5	57	11,773.71
T53	Steve Marino	65	68	71	71	275/-5	57	11,773.71
T53	Brenden Pappas	69	67	69	70	275/-5	57	11,773.71
T53	Kyle Thompson	68	67	71	69	275/-5	57	11,773.71
T60	Todd Demsey	69	68	68	71	276/-4	53	11,067.00
T60	Ken Duke	65	71	71	69	276/-4	53	11,067.00
T60	Joe Durant	67	69	70	70	276/-4	53	11,067.00
T60	Jeff Gove	68	66	73	69	276/-4	53	11,067.00
T60	Davis Love III	66	70	71	69	276/-4	53	11,067.00
T60	Bo Van Pelt	67	66	72	71	276/-4	53	11,067.00
T66	Jason Gore	67	69	70	71	277/-3	51	10,608.00
T66	Mathias Gronberg	71	64	75	67	277/-3	51	10,608.00
T66	Mark Hensby	66	66	75	70	277/-3	51	10,608.00
T69	Ryuji Imada	68	68	73	69	278/-2	49	10,149.00
T69	Doug LaBelle II	70	67	70	71	278/-2	49	10,149.00
T69	Frank Lickliter II	68	68	71	71	278/-2	49	10,149.00
T69	Brandt Snedeker	66	68	74	70	278/-2	49	10,149.00
T69	Tim Wilkinson	66	69	69	74	278/-2	49	10,149.00
T69	Dean Wilson	66	71	71	70	278/-2	49	10,149.00
T75	Peter Lonard	66	71	73	69	279/-1	47	9,690.00
T75	Troy Matteson	69	67	70	73	279/-1	47	9,690.00
T75	Ted Purdy	68	68	71	72	279/-1	47	9,690.00
78	Billy Mayfair	67	68	71	75	281/1	46	9,486.00

2009 Wyndham Championship

Sedgefield Country Club, Greensboro, NC Purse: $5,100,000 Par: 35-35–70 Yards: 7,117 FedEx Cup Pts.: 500 Aug. 17-23, 2009

LEADERS: First round: Bill Haas shot an 8-under 62 and led Ryan Moore, Chez Reavie and Brandt Snedeker by two shots. Justin Rose, Kevin Streelman, Boo Weekley and amateur Justin Thomas had 65s. Second round: Jeff Maggert, Moore and Chris Riley shared the lead at 11-under 129, two ahead of Sergio Garcia, Haas and Reavie. Third round: Garcia and Riley stood on top at 15-under 195. Bill Haas was alone at 13-under, followed by Michael Allen, Steve Marino, Rose, Snedeker and Kevin Stadley at 12-under 198. Moore was tied for ninth at 199.

CUT: 87 players at 2-under 138 from a field of 155 professionals and one amateur. 54-hole cut: 70 players at 4-under from a field of 86 professionals and one amateur.

WEATHER: Thursday: partly cloudy with a morning low of 76. Afternoon temperatures reached the mid 90s with SE winds of 5-10 mph. Due to a dangerous weather situation, first-round play was suspended at 12:24 p.m. Play resumed at 4:30 p.m. for a total delay of 4:06. Play was suspended due to darkness at 7:58 p.m. on Thursday with half the field still on the course. First-round play resumed Friday at 7:45 a.m. Friday: mostly cloudy with a morning low of 73 degrees. Afternoon high reached 93 degrees with 5-10 mph SE winds. Second-round play was halted at 7:59 p.m. due to darkness with 28 players resuming play at 7:45 a.m. Saturday. Saturday: Cloudy and humid in the morning. Due to a dangerous weather situation, the start of round three was delayed until 12:09 p.m. with threesomes off split tees. A total of 0.65 inches of rain fell Saturday morning. Afternoon temperatures reached into the mid-90s under mostly cloudy skies with SW winds 4-8 mph. Sunday: Partly cloudy and warm with afternoon temperatures reaching into the upper 80s and NE winds 4-8 mph.

WINNER: Ryan Moore 64-65-70-65–264 (16-under-par) $918,000; 500 FedExCup pts. (won playoff with birdie-three on third extra hole [No. 18] to beat Kevin Stadler; Jason Bohn eliminated on first extra hole with bogey)

POS	PLAYER	RND 1	RND 2	RND 3	RND 4	TOTAL	FEDEX PTS.	EARNINGS
1	Ryan Moore	64	65	70	65	264/-16	500.00	$ 918,000.00
T2	Jason Bohn	68	68	66	62	264/-16	245.00	$ 448,800.00
T2	Kevin Stadler	69	63	66	66	264/-16	245.00	$ 448,800.00
4	Sergio Garcia	67	64	64	70	265/-15	135.00	$ 244,800.00
T5	Michael Allen	68	65	65	68	266/-14	93.00	$ 172,890.00
T5	Fred Couples	66	66	67	67	266/-14	93.00	$ 172,890.00
T5	Justin Rose	65	68	65	68	266/-14	93.00	$ 172,890.00
T5	Brandt Snedeker	64	69	65	68	266/-14	93.00	$ 172,890.00
T5	Kevin Sutherland	71	65	64	66	266/-14	93.00	$ 172,890.00
T10	Bill Haas	62	69	66	70	267/-13	70.00	$ 127,500.00
T10	Steve Marino	67	68	63	69	267/-13	70.00	$ 127,500.00
T10	Chez Reavie	64	67	68	68	267/-13	70.00	$ 127,500.00
T13	Glen Day	69	64	66	70	269/-11	57.00	$ 95,625.00
T13	Charles Howell III	68	67	71	63	269/-11	57.00	$ 95,625.00
T13	Jeff Maggert	66	63	71	69	269/-11	57.00	$ 95,625.00
T13	Chris Riley	66	63	66	74	269/-11	57.00	$ 95,625.00
T17	David Mathis	70	68	65	67	270/-10	51.00	$ 66,737.15
T17	Scott McCarron	66	69	68	67	270/-10	51.00	$ 66,737.15
T17	Scott Gutschewski	71	67	64	68	270/-10	51.00	$ 66,737.14
T17	Fredrik Jacobson	68	68	70	64	270/-10	51.00	$ 66,737.14
T17	Marc Leishman	67	65	70	68	270/-10	51.00	$ 66,737.14
T17	Bryce Molder	68	68	67	67	270/-10	51.00	$ 66,737.14
T17	Jeev M. Singh	69	64	68	69	270/-10		$66,737.14
T17	Jonathan Byrd	66	70	67	68	271/-9	43.50	$ 39,461.25
T24	Ken Duke	66	67	71	67	271/-9	43.50	$ 39,461.25
T24	Lucas Glover	66	68	67	70	271/-9	43.50	$ 39,461.25
T24	Todd Hamilton	67	71	66	67	271/-9	43.50	$ 39,461.25
T24	Tim Herron	68	67	67	69	271/-9	43.50	$ 39,461.25
T24	Tim Petrovic	66	68	69	68	271/-9	43.50	$ 39,461.25
T24	Jeff Quinney	70	67	66	68	271/-9	43.50	$ 39,461.25
T24	David Toms	69	68	67	67	271/-9	43.50	$ 39,461.25
T32	Greg Chalmers	70	68	66	68	272/-8	33.50	$ 24,820.00
T32	Brian Davis	70	65	68	69	272/-8	33.50	$ 24,820.00
T32	Jeff Klauk	69	68	66	69	272/-8	33.50	$ 24,820.00
T32	Rocco Mediate	67	69	69	67	272/-8	33.50	$ 24,820.00
T32	Nick O'Hern	69	66	68	69	272/-8	33.50	$ 24,820.00
T32	Greg Owen	68	70	66	68	272/-8	33.50	$ 24,820.00
T32	Corey Pavin	69	68	66	69	272/-8	33.50	$ 24,820.00
T32	Patrick Sheehan	67	67	72	66	272/-8	33.50	$ 24,820.00
T32	Darron Stiles	70	66	66	70	272/-8	33.50	$ 24,820.00
T32	Johnson Wagner	66	66	71	69	272/-8	33.50	$ 24,820.00
T32	Boo Weekley	65	67	72	68	272/-8	33.50	$ 24,820.00
T32	Matt Weibring	68	66	68	70	272/-8	33.50	$ 24,820.00
T44	Matt Bettencourt	69	66	71	67	273/-7	22.50	$ 14,218.80
T44	Alex Cejka	67	66	71	69	273/-7	22.50	$ 14,218.80
T44	Robert Garrigus	68	67	69	69	273/-7	22.50	$ 14,218.80
T44	J.P. Hayes	70	68	66	69	273/-7	22.50	$ 14,218.80
T44	Bob Heintz	70	68	67	68	273/-7	22.50	$ 14,218.80
T44	Richard S. Johnson	68	70	64	71	273/-7	22.50	$ 14,218.80
T44	Joe Ogilvie	67	67	68	71	273/-7	22.50	$ 14,218.80
T44	Rod Pampling	69	65	68	71	273/-7	22.50	$ 14,218.80
T44	Kevin Streelman	65	68	71	69	273/-7	22.50	$ 14,218.80
T44	Mark Wilson	70	65	68	70	273/-7	22.50	$ 14,218.80
T54	Daniel Chopra	67	69	68	70	274/-6	16.00	$ 11,730.00
T54	Aron Price	67	67	70	70	274/-6	16.00	$ 11,730.00
T54	D.J. Trahan	67	70	66	71	274/-6	16.00	$ 11,730.00
T57	Brad Faxon	68	68	67	72	275/-5	11.50	$ 11,271.00
T57	Kent Jones	68	68	68	71	275/-5	11.50	$ 11,271.00
T57	Fernando Mechereffe	69	65	70	71	275/-5	11.50	$ 11,271.00
T57	Tom Pernice, Jr.	68	68	69	70	275/-5	11.50	$ 11,271.00
T57	Scott Sterling	67	70	67	71	275/-5	11.50	$ 11,271.00
T57	Bo Van Pelt	66	69	70	70	275/-5	11.50	$ 11,271.00
63	Rich Beem	67	67	68	74	276/-4	8.00	$ 10,914.00
T64	Brad Adamonis	69	68	68	72	277/-3	6.00	$ 10,710.00
T64	James Driscoll	70	68	67	72	277/-3	6.00	$ 10,710.00
T64	Vaughn Taylor	67	70	68	72	277/-3	6.00	$ 10,710.00
T67	Martin Laird	67	68	69	75	279/-1	3.50	$ 10,455.00
T67	Carl Pettersson	70	65	71	73	279/-1	3.50	$ 10,455.00
69	Matt Jones	67	69	70	74	280/E	2.00	$ 10,302.00
70	Billy Mayfair	69	69	68	75	281/1	1.00	$ 10,200.00
T71	Kris Blanks	74	62	71		207	0.92	$ 9,792.00
T71	Tommy Gainey	72	66	69		207	0.92	$ 9,792.00
T71	Charley Hoffman	68	70	69		207	0.92	$ 9,792.00
T71	Cliff Kresge	68	69	70		207	0.92	$ 9,792.00
T71	Danny Lee	68	70	69		207	0.92	$ 9,792.00
T71	Brett Quigley	69	69	69		207	0.92	$ 9,792.00
T71	Jimmy Walker	70	67	70		207	0.92	$ 9,792.00
T78	Harrison Frazar	71	67	70		208	0.81	$ 9,282.00
T78	J.J. Henry	69	64	75		208	0.81	$ 9,282.00
T78	Troy Matteson	68	70	70		208	0.81	$ 9,282.00
T78	Justin Thomas	65	72	71		208		
T82	John Daly	66	70	73		209	0.73	$ 8,925.00
T82	Steve Lowery	69	68	72		209	0.73	$ 8,925.00
T82	John Senden	69	64	76		209	0.73	$ 8,925.00
T82	Jay Williamson	67	70	72		209	0.73	$ 8,925.00
T86	Matthew Borchert	69	68	73		210	0.67	$ 8,619.00
T86	Davis Love III	71	67	72		210	0.67	$ 8,619.00

2010 Wyndham Championship

Sedgefield Country Club; Greensboro, NC Purse: $5,100,000 FedExCup Points: 3,513 Par: 35-35–70 Yards: 7,117 August 16 - August 22, 2010

LEADERS: First round: Arjun Atwal had the lead at 9-under 61. Brandt Snedeker trailed by two, with six players three back at 6-under 64: Lucas Glover, John Rollins, Jeev Milkha Singh, Kevin Streelman, David Toms and Boo Weekley. Second round: Atwal and Snedeker were tied for the lead at 12-under 128, one shot ahead of Glover, Rollins and Streelman. Third round: Atwal opened a three-shot lead at 17-under 193, ahead of Glover, McCarron and Scott Piercy. Six players remained close at 13-under scores of 197: Justin Leonard, Will MacKenzie, Rollins, Snedeker, Toms and Garrett Willis.

CUT: 36-hole cut of 78 players at 3-under 137 from a field of 155 professionals and one amateur.

WEATHER: Mostly cloudy Thursday, with light morning showers. Afternoon highs reached 85 degrees. Winds NE at 4-8 mph. Mostly sunny and less humid Friday, with an afternoon high of 89 degrees. Winds NE at 5-10 mph. Mostly sunny Saturday, with an afternoon high of 90 degrees. Winds SE at 5-10 mph. Mostly cloudy Sunday, with off-and-on showers. Afternoon highs reached 88 degrees. Winds WNW at 5-10 mph.

WINNER: Arjun Atwal 61-67-65-67—260 (20-under-par) $918,000

POS	PLAYER	RND 1	RND 2	RND 3	RND 4	TOTAL	FEDEX PTS.	EARNINGS
1	Arjun Atwal	61	67	65	67	260/-20		918,000.00
2	David Toms	64	68	65	64	261/-19	300.00	550,800.00
T3	Justin Leonard	68	63	66	65	262/-18	133.75	244,800.00
T3	John Mallinger	65	67	68	62	262/-18	133.75	244,800.00
T3	John Rollins	64	65	68	65	262/-18	133.75	244,800.00
T3	Michael Sim	66	68	66	62	262/-18	133.75	244,800.00
7	Lucas Glover	64	65	67	67	263/-17	90.00	170,850.00
T8	Scott Piercy	66	66	64	68	264/-16	77.50	142,800.00
T8	Chris Riley	67	69	64	64	264/-16	77.50	142,800.00
T8	Webb Simpson	66	64	71	63	264/-16	77.50	142,800.00
T8	Brandt Snedeker	63	65	69	67	264/-16	77.50	142,800.00
T12	Joe Durant	68	67	66	64	265/-15	57.83	96,900.00
T12	Fredrik Jacobson	67	67	69	62	265/-15	57.83	96,900.00
T12	Will MacKenzie	68	64	65	68	265/-15	57.83	96,900.00
T12	Scott McCarron	65	68	63	69	265/-15	57.83	96,900.00
T12	Tim Petrovic	66	68	66	65	265/-15	57.83	96,900.00
T12	Garrett Willis	66	66	65	68	265/-15	57.83	96,900.00
T18	Tom Gillis	69	67	64	66	266/-14	48.50	55,947.00
T18	Tim Herron	67	64	69	66	266/-14	48.50	55,947.00
T18	Richard S. Johnson	67	66	65	68	266/-14	48.50	55,947.00
T18	Marc Leishman	66	66	70	64	266/-14	48.50	55,947.00
T18	Michael Letzig	66	68	67	65	266/-14	48.50	55,947.00
T18	Kevin Na	66	71	61	68	266/-14	48.50	55,947.00
T18	Aron Price	67	69	65	65	266/-14	48.50	55,947.00
T18	Jeev Milkha Singh	64	68	68	66	266/-14	48.50	55,947.00
T18	Kevin Streelman	64	65	70	67	266/-14	48.50	55,947.00
T18	Josh Teater	66	68	67	65	266/-14	48.50	55,947.00
T28	Chad Collins	68	67	67	65	267/-13	40.50	33,915.00
T28	James Driscoll	67	67	67	66	267/-13	40.50	33,915.00
T28	Bob Estes	66	70	65	66	267/-13	40.50	33,915.00
T28	Bill Haas	69	65	65	68	267/-13	40.50	33,915.00
T28	Andres Romero	66	67	65	69	267/-13	40.50	33,915.00
T28	Kirk Triplett	69	68	67	63	267/-13	40.50	33,915.00
T34	Brett Wetterich	70	66	68	64	268/-12	34.00	25,208.58
T34	Jonathan Byrd	66	66	68	68	268/-12	34.00	25,208.57
T34	Jason Dufner	66	69	68	65	268/-12	34.00	25,208.57
T34	J.J. Henry	71	66	67	64	268/-12	34.00	25,208.57
T34	Jerry Kelly	66	67	66	69	268/-12	34.00	25,208.57
T34	Martin Laird	67	65	66	70	268/-12	34.00	25,208.57
T34	Jeff Quinney	66	70	64	68	268/-12	34.00	25,208.57
T41	John Daly	68	68	69	64	269/-11	26.50	17,365.50
T41	Jason Gore	65	69	70	65	269/-11	26.50	17,365.50
T41	Garth Mulroy	68	68	65	68	269/-11	26.50	17,365.50
T41	Alex Prugh	69	64	67	69	269/-11	26.50	17,365.50
T41	Brian Stuard	69	66	66	68	269/-11	26.50	17,365.50
T41	D.J. Trahan	69	68	66	66	269/-11	26.50	17,365.50
T41	Drew Weaver	67	70	64	68	269/-11		17,365.50
T41	Mark Wilson	68	67	67	67	269/-11	26.50	17,365.50
T49	Briny Baird	66	68	68	68	270/-10	20.50	12,724.50
T49	Glen Day	67	67	65	71	270/-10	20.50	12,724.50
T49	Troy Merritt	67	70	66	67	270/-10	20.50	12,724.50
T49	Jerry Richardson, Jr.	70	66	67	67	270/-10		12,724.50
T53	Kent Jones	66	70	69	66	271/-9	13.00	11,433.28
T53	Frank Lickliter II	70	67	68	66	271/-9	13.00	11,433.28
T53	Rocco Mediate	70	67	67	67	271/-9	13.00	11,433.28
T53	Aaron Baddeley	66	69	68	68	271/-9	13.00	11,433.27
T53	Cameron Beckman	67	69	65	70	271/-9	13.00	11,433.27
T53	Trevor Immelman	68	69	66	68	271/-9	13.00	11,433.27
T53	Spencer Levin	65	67	71	68	271/-9	13.00	11,433.27
T53	Troy Matteson	68	67	68	68	271/-9	13.00	11,433.27
T53	Greg Owen	69	67	65	70	271/-9	13.00	11,433.27
T53	Paul Stankowski	67	67	69	68	271/-9	13.00	11,433.27
T53	Boo Weekley	64	67	71	69	271/-9	13.00	11,433.27
64	James Nitties	67	68	66	71	272/-8	7.00	10,812.00
T65	Blake Adams	65	71	69	68	273/-7	3.50	10,455.00
T65	Mathias Gronberg	67	68	70	68	273/-7	3.50	10,455.00
T65	Skip Kendall	66	70	68	69	273/-7	3.50	10,455.00
T65	John Merrick	68	67	69	69	273/-7	3.50	10,455.00
T65	Omar Uresti	69	66	69	69	273/-7	3.50	10,455.00
T65	Charles Warren	67	69	69	68	273/-7	3.50	10,455.00
T71	Chris DiMarco	67	68	68	71	274/-6	0.96	9,996.00
T71	Derek Lamely	70	66	66	72	274/-6	0.96	9,996.00
T71	Steve Marino	69	65	74	66	274/-6	0.96	9,996.00
74	Michael Connell	66	69	68	72	275/-5	0.92	9,792.00
T75	Kris Blanks	69	68	69	70	276/-4	0.89	9,639.00
T75	Robert Garrigus	69	66	71	70	276/-4	0.89	9,639.00
77	Daniel Chopra	70	65	73	69	277/-3	0.86	9,486.00
78	Jay Williamson	65	70	72	73	280/E	0.84	9,384.00

2011 Wyndham Championship

Sedgefield Country Club; Greensboro, NC Purse: $5,200,000 FedExCup Points: 3,513 Par: 35-35—70 Yards: 7,117 August 15 - August 21, 2011

LEADERS: First round: Jeff Quinney and Tommy Gainey shot 7-under 63s to lead Stuart Appleby by a single stroke and 10 others at 5-under: Paul Casey, Carl Pettersson, Ernie Els, Jason Bohn, Jimmy Walker, Tim Herron, Lee Janzen, Jim Furyk, Vijay Singh and George McNeill. Webb Simpson was tied for 14th with a 66. Second round: Gainey jumped to 12-under 128 and led Simpson, Appleby, Daniel Summerhays and Els by three shots. At 8-under were Furyk, Alexandre Roche, Casey and Retief Goosen. Third round: Simpson's 6-under 64 placed him at 15-under 195, good for a two-shot lead over Gainey. Pettersson and John Mallinger were three back at 12-under 198, with Summerhays at 11-under 199.

CUT: 36-hole cut of 74 professionals at 3-under-par 137 from a field of 154 professionals and two amateurs.

WEATHER: Thursday, partly cloudy with a high of 88 degrees, winds SW 5-10 mph. Friday, partly cloudy with a high of 89 and light winds again. Saturday, partly cloudy with a high of 91 degrees and light winds. Sunday, partly cloudy with a high of 88 and winds WSW at 8-12 mph.

WINNER: Webb Simpson 66-65-64-67–262 (18-under-par) $936,000 500 FedExCup points

POS	PLAYER	RND 1	RND 2	RND 3	RND 4	TOTAL	FEDEX PTS.	EARNINGS
1	Webb Simpson	66	65	64	67	262/-18	500.00	936,000.00
2	George McNeill	65	70	66	64	265/-15	300.00	561,600.00
3	Tommy Gainey	63	65	69	69	266/-14	190.00	353,600.00
T4	Charles Howell III	69	65	66	67	267/-13	104.00	196,040.00
T4	Jerry Kelly	67	66	69	65	267/-13	104.00	196,040.00
T4	Kyung-tae Kim	69	67	65	66	267/-13		196,040.00
T4	Carl Pettersson	65	70	63	69	267/-13	104.00	196,040.00
T4	Vijay Singh	65	69	68	65	267/-13	104.00	196,040.00
T9	Jim Furyk	65	67	69	67	268/-12	75.00	140,400.00
T9	Chez Reavie	66	69	68	65	268/-12	75.00	140,400.00
T9	Camilo Villegas	70	64	68	66	268/-12	75.00	140,400.00
T12	Jason Bohn	65	68	67	69	269/-11	58.60	101,920.00
T12	Joe Durant	67	70	67	65	269/-11	58.60	101,920.00
T12	Davis Love III	70	67	66	66	269/-11	58.60	101,920.00
T12	John Mallinger	68	65	65	71	269/-11	58.60	101,920.00
T12	Scott McCarron	68	67	69	65	269/-11	58.60	101,920.00
T17	Retief Goosen	67	65	68	70	270/-10	50.50	65,780.00
T17	Justin Leonard	66	67	68	69	270/-10	50.50	65,780.00
T17	Pat Perez	68	69	68	65	270/-10	50.50	65,780.00
T17	Tim Petrovic	68	66	67	69	270/-10	50.50	65,780.00
T17	Aron Price	72	65	68	65	270/-10	50.50	65,780.00
T17	Heath Slocum	70	64	67	69	270/-10	50.50	65,780.00
T17	Daniel Summerhays	66	65	68	71	270/-10	50.50	65,780.00
T17	David Toms	66	70	69	65	270/-10	50.50	65,780.00
T25	Tim Herron	65	68	68	70	271/-9	44.00	40,560.00
T25	Jarrod Lyle	68	66	69	68	271/-9	44.00	40,560.00
T25	John Rollins	67	67	68	69	271/-9	44.00	40,560.00
T25	Josh Teater	70	66	69	66	271/-9	44.00	40,560.00
T25	Michael Thompson	68	69	66	68	271/-9	44.00	40,560.00
T30	Blake Adams	68	65	70	69	272/-8	36.50	28,964.00
T30	Stuart Appleby	64	67	70	71	272/-8	36.50	28,964.00
T30	Briny Baird	68	69	68	67	272/-8	36.50	28,964.00
T30	Ernie Els	65	66	69	72	272/-8	36.50	28,964.00
T30	Lucas Glover	70	65	69	68	272/-8	36.50	28,964.00
T30	Billy Horschel	67	67	66	72	272/-8	36.50	28,964.00
T30	Brandt Jobe	69	67	67	69	272/-8	36.50	28,964.00
T30	Marc Leishman	68	68	67	69	272/-8	36.50	28,964.00
T30	Rod Pampling	68	69	66	69	272/-8	36.50	28,964.00
T30	Alexandre Rocha	66	66	70	70	272/-8	36.50	28,964.00
T40	Kris Blanks	69	65	69	70	273/-7	28.00	19,240.00
T40	Brendon de Jonge	69	67	65	72	273/-7	28.00	19,240.00
T40	Tom Gillis	68	68	68	69	273/-7	28.00	19,240.00
T40	Bill Lunde	67	67	68	71	273/-7	28.00	19,240.00
T40	Will MacKenzie	68	65	71	69	273/-7	28.00	19,240.00
T40	Nick O'Hern	68	68	67	70	273/-7	28.00	19,240.00
T40	Kevin Stadler	69	65	68	71	273/-7	28.00	19,240.00
T47	Chad Campbell	68	67	68	71	274/-6	22.00	13,748.80
T47	Paul Casey	65	67	69	73	274/-6	22.00	13,748.80
T47	Padraig Harrington	69	68	69	68	274/-6	22.00	13,748.80
T47	Jeff Quinney	63	70	71	70	274/-6	22.00	13,748.80
T47	Cameron Tringale	69	67	69	69	274/-6	22.00	13,748.80
T52	Charles Warren	67	68	75	65	275/-5	16.00	12,004.58
T52	Bud Cauley	69	68	68	70	275/-5		12,004.57
T52	Greg Chalmers	66	70	71	68	275/-5	16.00	12,004.57
T52	Nathan Green	67	69	69	70	275/-5	16.00	12,004.57
T52	William McGirt	69	64	72	70	275/-5	16.00	12,004.57
T52	Vaughn Taylor	66	68	67	74	275/-5	16.00	12,004.57
T52	Johnson Wagner	69	67	67	72	275/-5	16.00	12,004.57
T59	Woody Austin	67	70	68	71	276/-4	10.00	11,336.00
T59	Jim Herman	70	64	68	74	276/-4	10.00	11,336.00
T59	Kent Jones	68	66	72	70	276/-4	10.00	11,336.00
T59	Sunghoon Kang	68	67	70	71	276/-4	10.00	11,336.00
T59	Kevin Kisner	70	67	71	68	276/-4	10.00	11,336.00
T64	Joseph Bramlett	69	67	70	71	277/-3	6.50	10,972.00
T64	David Duval	67	69	72	69	277/-3	6.50	10,972.00
T66	John Daly	69	68	70	71	278/-2	3.00	10,608.00
T66	Andres Gonzales	68	69	69	72	278/-2	3.00	10,608.00
T66	Lee Janzen	65	69	70	74	278/-2	3.00	10,608.00
T66	Patrick Reed	66	68	71	73	278/-2		10,608.00
T66	Jimmy Walker	65	71	74	68	278/-2	3.00	10,608.00
71	Joe Ogilvie	72	65	70	72	279/-1	0.98	10,296.00
T72	D.J. Brigman	66	69	75	75	285/5	0.95	10,140.00
T72	Jim Renner	66	70	75	74	285/5	0.95	10,140.00
W/D	Hunter Haas	67	69	68		204/-6		

2012 Wyndham Championship

Sedgefield Country Club; Greensboro, NC Purse: $5,200,000 Par: 35-35–70 Yards: 7,117 August 13 - August 19, 2012

LEADERS: First round: Carl Pettersson shot an 8-under 62 to lead Tim Clark and David Mathis by one shot. Three others were two off the lead at 6-under: Tom Gillis, Troy Matteson and Scott Stallings; Second round: Sergio Garcia used a 63 to vault from tied for 20th to tied for third at 10-under with Clark, Harris English and Pettersson. Jimmy Walker's 8-under 62 in Round 2 gave him the lead at 12-under, one shot ahead of Webb Simpson; Third round: Garcia's 4-under 66 gave him a 14-under score of 196 and a one-shot lead over Bud Cauley and Clark. Jason Dufner, English and Pettersson were just two back at 12-under.

CUT: 36-hole cut of 77 professionals at 1-under 139 from a field of 155 professionals and one amateur.

WEATHER: Thursday: Sunny and comfortable with temperatures reaching 87 degrees. Winds N 5-10 mph. Friday: Partly cloudy with light rain in the late afternoon. Temperatures reached 90. Winds SW 10-15 mph. The round was suspended due to a dangerous weather situation at 5:15 p.m. Play resumed at 6:32 p.m. Saturday: Mostly cloudy with afternoon temperatures reaching the mid-80s. Winds N 5-10 mph. Sunday: Mostly cloudy with morning showers and temperatures reaching 74. Winds NE 5-10 mph. The course received 1.6 inches of rain overnight and into early morning. The final round began on time at 8:30 a.m. The round was delayed at 3:10 p.m. due to heavy rains (.60 inches) with the lead group on No. 5. The decision to suspend play until Monday came at 5:30 p.m. with 38 players still on the course. Monday: Mostly cloudy with a light morning drizzle and temperatures reaching 76 degrees. Winds NE 3-5 mph. The final round resumed at 9:01 a.m. on Monday with Golf Channel carrying the remainder of play.

WINNER: Sergio Garcia 67-63-66-66—262 (18-under-par) $936,000

POS	PLAYER	RND 1	RND 2	RND 3	RND 4	TOTAL	FEDEX PTS.	EARNINGS
1	Sergio Garcia	67	63	66	66	262/-18	500.00	$936,000.00
2	Tim Clark	63	67	67	67	264/-16	300.00	$561,600.00
3	Bud Cauley	66	65	66	68	265/-15	190.00	$353,600.00
T4	Chad Campbell	71	64	65	66	266/-14	115.00	$214,933.34
T4	Jimmy Walker	66	62	71	67	266/-14	115.00	$214,933.33
T4	Carl Pettersson	62	68	68	68	266/-14	115.00	$214,933.33
T7	Nicolas Colsaerts	67	65	69	66	267/-13		$162,066.67
T7	Bill Haas	68	65	67	67	267/-13	85.00	$162,066.67
T7	Jason Dufner	68	67	63	69	267/-13	85.00	$162,066.66
T10	John Merrick	66	69	67	66	268/-12	67.50	$124,800.00
T10	Troy Matteson	64	68	68	68	268/-12	67.50	$124,800.00
T10	Davis Love III	67	66	66	69	268/-12	67.50	$124,800.00
T10	Harris English	66	64	68	70	268/-12	67.50	$124,800.00
T14	Brendon de Jonge	68	68	67	66	269/-11	55.00	$88,400.00
T14	Scott Stallings	64	70	67	68	269/-11	55.00	$88,400.00
T14	Charl Schwartzel	67	68	66	68	269/-11	55.00	$88,400.00
T14	Richard H. Lee	66	69	65	69	269/-11	55.00	$88,400.00
T14	Matt Every	65	66	68	70	269/-11	55.00	$88,400.00
T19	John Huh	69	65	69	67	270/-10	51.00	$67,600.00
T19	Bobby Gates	69	67	65	69	270/-10	51.00	$67,600.00
T19	Justin Leonard	68	68	64	70	270/-10	51.00	$67,600.00
T22	Chris Kirk	66	69	69	67	271/-9	46.50	$48,273.34
T22	Angel Cabrera	67	71	66	67	271/-9	46.50	$48,273.34
T22	Trevor Immelman	67	68	68	68	271/-9	46.50	$48,273.33
T22	Graham DeLaet	69	67	67	68	271/-9	46.50	$48,273.33
T22	Rocco Mediate	70	65	68	68	271/-9	46.50	$48,273.33
T22	Webb Simpson	66	63	71	71	271/-9	46.50	$48,273.33
T28	Rod Pampling	68	66	70	68	272/-8	42.00	$36,920.00
T28	Tim Herron	76	61	67	68	272/-8	42.00	$36,920.00
T28	Brandt Snedeker	67	67	68	70	272/-8	42.00	$36,920.00
T31	Charles Howell III	67	69	71	66	273/-7	37.50	$30,160.00
T31	Nick Watney	66	69	70	68	273/-7	37.50	$30,160.00
T31	Kyle Thompson	69	67	68	69	273/-7	37.50	$30,160.00
T31	Patrick Cantlay	70	68	66	69	273/-7		$30,160.00
T31	Heath Slocum	68	67	67	71	273/-7	37.50	$30,160.00
T31	Will Claxton	69	66	65	73	273/-7	37.50	$30,160.00
T37	Josh Teater	67	71	69	67	274/-6	30.00	$21,320.00
T37	Ryan Moore	71	68	68	67	274/-6	30.00	$21,320.00
T37	Y.E. Yang	67	69	69	69	274/-6	30.00	$21,320.00
T37	Jeff Overton	69	69	67	69	274/-6	30.00	$21,320.00
T37	Russell Knox	68	68	69	69	274/-6	30.00	$21,320.00
T37	Kyle Reifers	67	72	66	69	274/-6	30.00	$21,320.00
T37	Gary Christian	67	70	67	70	274/-6	30.00	$21,320.00
T37	D.A. Points	68	68	67	71	274/-6	30.00	$21,320.00
T37	Kevin Streelman	68	66	68	72	274/-6	30.00	$21,320.00
T46	Kevin Kisner	68	71	70	66	275/-5	23.50	$14,742.00
T46	Kevin Stadler	73	65	68	69	275/-5	23.50	$14,742.00
T46	Nick O'Hern	68	71	67	69	275/-5	23.50	$14,742.00
T46	Billy Horschel	69	67	66	73	275/-5	23.50	$14,742.00
T50	Jerry Kelly	72	67	69	68	276/-4	19.00	$12,542.40
T50	Jamie Donaldson	68	66	71	71	276/-4		$12,542.00
T50	Alexandre Rocha	68	68	69	71	276/-4	19.00	$12,542.00
T50	Dicky Pride	69	68	67	72	276/-4	19.00	$12,542.00
T50	Tommy Gainey	66	67	68	75	276/-4	19.00	$12,542.00
T55	David Mathis	63	71	73	70	277/-3	15.00	$11,856.00
T55	Derek Lamely	69	68	70	70	277/-3	15.00	$11,856.00
T55	Jonas Blixt	72	67	67	71	277/-3	15.00	$11,856.00
T58	Charlie Wi	72	67	70	69	278/-2	11.00	$11,440.00
T58	Chez Reavie	67	69	71	71	278/-2	11.00	$11,440.00
T58	Ryuji Imada	67	70	70	71	278/-2	11.00	$11,440.00
T58	Scott Dunlap	70	69	67	72	278/-2	11.00	$11,440.00
T58	Blake Adams	67	71	67	73	278/-2	11.00	$11,440.00
63	Troy Kelly	71	68	69	71	279/-1	8.00	$11,128.00
64	Billy Mayfair	69	70	74	67	280/E	7.00	$11,024.00
65	Jeff Maggert	68	71	74	68	281/+1	6.00	$10,920.00
T66	Tom Pernice Jr.	70	68	74	70	282/+2	3.50	$10,660.00
T66	Arjun Atwal	66	69	75	72	282/+2	3.50	$10,660.00
T66	Brendan Steele	72	65	71	74	282/+2	3.50	$10,660.00
T66	Cameron Beckman	73	66	69	74	282/+2	3.50	$10,660.00
T70	Camilo Villegas	72	67	70	74	283/+3	0.98	$10,296.00
T70	Ben Kohles	72	67	70	74	283/+3		$10,296.00
T70	Stuart Appleby	67	71	69	76	283/+3	0.98	$10,296.00
T73	Jason Kokrak	66	69	77	73	285/+5	0.93	$10,036.00
T73	Chris Stroud	68	70	72	75	285/+5	0.93	$10,036.00
75	Paul Casey	68	70	77	75	290/+10	0.90	$9,880.00

2013 Wyndham Championship

Sedgefield Country Club; Greensboro, NC Purse: $5,300,000 Par: 35-35–70 Yards: 7,117 August 12 - August 18, 2013

LEADERS: First round: Ross Fisher and Chris Stroud shot 64s to lead eight others – including Patrick Reed – by one shot; Second round: Reed's 64 left him alone in first at 129, with John Huh one shot back and Jordan Spieth two behind. Six golfers were at 7-under 133 entering the third round; Third round: Huh and Reed were tied at 10-under 200 through three rounds. Bob Estes, Zach Johnson and Spieth were only one shot back. Playoff: Reed and Spieth had par putts on the first extra hole (No. 18) before Reed got his first career PGA TOUR win with a birdie-3 on No. 10.

CUT: 36-hole cut of 73 professionals at 1-under 139 from a field of 156 professionals.

WEATHER: Thursday: Partly cloudy with an afternoon high of 80 degrees. Winds SE 5-10 mph. Friday: Mostly cloudy with highs reaching only into the lower 70s. Winds E 5-10 mph. Saturday: Cloudy with light to moderate showers throughout the day. High of 66. Winds NE 7-12 mph. Due to expected inclement weather, third-round tee times were moved up to 7:15 - 9:15 a.m. in threesomes off two tees. Due to excessive rain, play was suspended for 2 hours, 59 minutes, from 8:11 – 11:10 a.m. Sunday: Cloudy with light to moderate showers throughout the day. High of 68. Winds NE 7-12 mph. Due to expected inclement weather, final-round tee times were moved up to 7:15 a.m. – 9:15 a.m. in threesomes off two tees. There was a one-hour delay to the start of the final round from 7:15 to 8:15 a.m. due to heavy overnight rain.

WINNER: Patrick Reed 65-64-71-66—266 (14-under-par) $954,000/500 FedEx Points

POS	PLAYER	RND 1	RND 2	RND 3	RND 4	TOTAL	FEDEX PTS.	EARNINGS
1	Patrick Reed	65	64	71	66	266/-14	500.00	$954,000.00
2	Jordan Spieth	65	66	70	65	266/-14	300.00	$572,400.00
T3	Brian Harman	67	66	69	66	268/-12	162.50	$307,400.00
T3	John Huh	68	62	70	68	268/-12	162.50	$307,400.00
T5	Matt Every	67	67	68	67	269/-11	100.00	$193,450.00
T5	Zach Johnson	67	68	66	68	269/-11	100.00	$193,450.00
T5	Matt Jones	65	71	71	62	269/-11	100.00	$193,450.00
T8	Bob Estes	67	66	68	69	270/-10	80.00	$153,700.00
T8	Andres Gonzalez	69	67	70	64	270/-10	80.00	$153,700.00
T8	Rory Sabbatini	67	66	72	65	270/-10	80.00	$153,700.00
T11	Robert Garrigus	65	69	68	69	271/-9	63.00	$116,600.00
T11	Jim Herman	67	66	72	66	271/-9	63.00	$116,600.00
T11	Webb Simpson	71	67	70	63	271/-9	63.00	$116,600.00
T11	Brendan Steele	71	67	66	67	271/-9	63.00	$116,600.00
15	Hideki Matsuyama	70	65	71	66	272/-8		$95,400.00
T16	Martin Flores	67	72	71	63	273/-7	53.50	$82,150.00
T16	Bryce Molder	66	69	71	67	273/-7	53.50	$82,150.00
T16	Henrik Norlander	67	68	72	66	273/-7	53.50	$82,150.00
T16	David Toms	72	66	73	62	273/-7	53.50	$82,150.00
T20	Ricky Barnes	69	69	69	67	274/-6	48.50	$57,416.67
T20	Ernie Els	71	68	70	65	274/-6	48.50	$57,416.67
T20	Bill Haas	69	66	71	68	274/-6	48.50	$57,416.67
T20	Martin Kaymer	70	68	73	63	274/-6	48.50	$57,416.67
T20	Charlie Beljan	69	67	69	69	274/-6	48.50	$57,416.67
T20	Jin Park	67	69	70	68	274/-6	48.50	$57,416.66
T26	Tim Clark	69	70	72	64	275/-5	44.00	$40,810.00
T26	Ryo Ishikawa	70	69	69	67	275/-5	44.00	$40,810.00
T26	Brendon Todd	68	68	75	64	275/-5	44.00	$40,810.00
T29	Steven Bowditch	71	66	72	67	276/-4	38.50	$32,263.75
T29	Will Claxton	68	67	72	69	276/-4	38.50	$32,263.75
T29	Sergio Garcia	65	70	70	71	276/-4	38.50	$32,263.75
T29	Paul Haley II	69	68	72	67	276/-4	38.50	$32,263.75
T29	Jeff Overton	68	71	72	65	276/-4	38.50	$32,263.75
T29	Alistair Presnell	67	71	67	71	276/-4	38.50	$32,263.75
T29	John Senden	66	70	72	68	276/-4	38.50	$32,263.75
T29	Camilo Villegas	69	68	72	67	276/-4	38.50	$32,263.75
T37	K.J. Choi	69	68	72	68	277/-3	30.50	$22,260.00
T37	Trevor Immelman	65	71	70	71	277/-3	30.50	$22,260.00
T37	Colt Knost	69	67	72	69	277/-3	30.50	$22,260.00
T37	Geoff Ogilvy	67	70	71	69	277/-3	30.50	$22,260.00
T37	Robert Streb	68	70	70	69	277/-3	30.50	$22,260.00
T37	Chris Stroud	64	72	73	68	277/-3	30.50	$22,260.00
T37	Andrew Svoboda	65	69	74	69	277/-3	30.50	$22,260.00
T37	Boo Weekley	69	67	73	68	277/-3	30.50	$22,260.00
T45	J.J. Henry	68	70	71	69	278/-2	23.00	$14,855.15
T45	Jerry Kelly	68	71	68	71	278/-2	23.00	$14,855.15
T45	Stuart Appleby	66	70	76	66	278/-2	23.00	$14,855.14
T45	Doug LaBelle II	67	72	71	68	278/-2	23.00	$14,855.14
T45	Justin Leonard	69	70	71	68	278/-2	23.00	$14,855.14
T45	Nick O'Hern	68	71	67	72	278/-2	23.00	$14,855.14
T45	Shawn Stefani	67	70	70	71	278/-2	23.00	$14,855.14
T52	Sang-Moon Bae	68	70	72	69	279/-1	15.50	$12,176.75
T52	Greg Chalmers	69	69	71	70	279/-1	15.50	$12,176.75
T52	Brendon de Jonge	70	68	70	71	279/-1	15.50	$12,176.75
T52	Chris DiMarco	70	68	70	71	279/-1	15.50	$12,176.75
T52	Ross Fisher	64	69	74	72	279/-1	15.50	$12,176.75
T52	Tommy Gainey	68	69	73	69	279/-1	15.50	$12,176.75
T52	Scott Gardiner	67	72	67	73	279/-1	15.50	$12,176.75
T52	Jeff Maggert	69	68	70	72	279/-1	15.50	$12,176.75
T60	Tom Gillis	69	68	73	70	280/E	9.00	$11,448.00
T60	George McNeill	69	68	75	68	280/E	9.00	$11,448.00
T60	Greg Owen	68	69	75	68	280/E	9.00	$11,448.00
T60	Cameron Percy	68	68	74	70	280/E	9.00	$11,448.00
T60	Charlie Wi	68	65	75	72	280/E	9.00	$11,448.00
T65	Morgan Hoffmann	65	69	75	72	281/+1	4.00	$10,918.00
T65	Chris Kirk	66	71	72	72	281/+1	4.00	$10,918.00
T65	Steve LeBrun	68	70	72	71	281/+1	4.00	$10,918.00
T65	David Mathis	71	68	73	69	281/+1	4.00	$10,918.00
T65	William McGirt	70	68	73	70	281/+1	4.00	$10,918.00
70	Robert Karlsson	70	66	75	71	282/+2	1.00	$10,600.00
71	Arjun Atwal	69	70	78	66	283/+3	0.98	$10,494.00
72	Nicholas Thompson	70	69	75	70	284/+4	0.96	$10,388.00
73	Kevin Chappell	69	69	75	72	285/+5	0.94	$10,282.00

2014 Wyndham Championship

Sedgefield Country Club; Greensboro, NC Purse: $5,300,000 Par: 35-35–70 Yards: 7,127 August 14 - August 17, 2014

LEADERS: First round: Camilo Villegas shot a 7-under 63 to lead William McGirt and Webb Simpson by one shot. Five others were two off the lead at 5-under: Paul Casey, Scott Langley, Martin Laird, Andrew Loupe and Heath Slocum; Second round: Langley and Slocum recorded another pair of 5-under rounds and led the field at 10-under 130. Laird, Brian Stuard, Andrew Svoboda and Nick Watney trailed by one, while Villegas was two off the lead; Third round: Watney was alone at 14-under with Brad Fritsch in second place at 13-under and Freddie Jacobson and Slocum two behind at 12-under. Langley, Simpson and Brandt Snedeker were at 11-under, with Villegas four off the pace.

CUT: 36-hole cut of 78 professionals at 2-under 138 from a field of 156 professionals.

WEATHER: Thursday: Sunny with temperatures reaching 82 degrees. Winds NW 7-12 mph. Friday: Partly cloudy with temperatures reaching 85 degrees. Winds WSW 5-10 mph. Saturday: Mostly sunny, with a high of 86 degrees. Winds W 4-8 mph. Sunday: A mix of sun and clouds, with a high of 88 degrees. Winds W 4-8 mph.

WINNER: Camilo Villegas 63-69-68-63—263 (17-under-par) $954,000

POS	PLAYER	RND 1	RND 2	RND 3	RND 4	TOTAL	FEDEX PTS.	EARNINGS
1	Camilo Villegas	63	69	68	63	263/-17	500.00	$954,000.00
T2	Bill Haas	68	66	66	64	264/-16	245.00	$466,400.00
T2	Freddie Jacobson	68	64	66	66	264/-16	245.00	$466,400.00
4	Heath Slocum	65	65	68	67	265/-15	135.00	$254,400.00
T5	Webb Simpson	64	69	66	67	266/-14	100.00	$193,450.00
T5	Brandt Snedeker	68	65	66	67	266/-14	100.00	$193,450.00
T5	Nick Watney	67	64	65	70	266/-14	100.00	$193,450.00
T8	Brad Fritsch	69	63	65	70	267/-13	77.50	$148,400.00
T8	Kevin Kisner	69	64	67	67	267/-13	77.50	$148,400.00
T8	William McGirt	64	68	71	64	267/-13	77.50	$148,400.00
T8	Jhonattan Vegas	67	65	69	66	267/-13	77.50	$148,400.00
T12	Scott Langley	65	65	69	69	268/-12	62.50	$116,600.00
T12	Scott Piercy	70	64	69	65	268/-12	62.50	$116,600.00
T14	Sang-Moon Bae	69	68	66	66	269/-11	55.50	$92,750.00
T14	Martin Laird	65	66	69	69	269/-11	55.50	$92,750.00
T14	Andres Romero	70	66	64	69	269/-11	55.50	$92,750.00
T14	Bo Van Pelt	67	65	68	69	269/-11	55.50	$92,750.00
T18	Paul Casey	65	69	68	68	270/-10	50.50	$66,780.00
T18	Roberto Castro	71	66	65	68	270/-10	50.50	$66,780.00
T18	Carl Pettersson	67	65	71	67	270/-10	50.50	$66,780.00
T18	D.A. Points	67	65	70	68	270/-10	50.50	$66,780.00
T18	Robert Streb	69	66	67	68	270/-10	50.50	$66,780.00
T18	David Toms	67	69	67	67	270/-10	50.50	$66,780.00
T24	Ricky Barnes	66	69	66	70	271/-9	43.50	$41,008.75
T24	Tim Clark	67	67	69	68	271/-9	43.50	$41,008.75
T24	Luke Guthrie	69	69	68	65	271/-9	43.50	$41,008.75
T24	Andrew Loupe	65	68	70	68	271/-9	43.50	$41,008.75
T24	Francesco Molinari	69	67	68	67	271/-9		$41,008.75
T24	Patrick Reed	71	67	67	66	271/-9	43.50	$41,008.75
T24	Andrew Svoboda	67	64	70	70	271/-9	43.50	$41,008.75
T24	Will Wilcox	67	67	67	70	271/-9	43.50	$41,008.75
T32	Brice Garnett	71	67	68	66	272/-8	36.50	$29,326.67
T32	J.J. Henry	66	70	68	68	272/-8	36.50	$29,326.67
T32	John Merrick	70	67	68	67	272/-8	36.50	$29,326.67
T32	Jeff Overton	70	67	67	68	272/-8	36.50	$29,326.67
T32	Justin Bolli	67	68	67	70	272/-8	36.50	$29,326.66
T32	Brian Stuard	66	65	71	70	272/-8	36.50	$29,326.66
T38	Stuart Appleby	68	69	66	70	273/-7	30.00	$21,730.00
T38	Brian Davis	69	65	70	69	273/-7	30.00	$21,730.00
T38	Derek Ernst	68	69	69	67	273/-7	30.00	$21,730.00
T38	Brooks Koepka	68	68	73	64	273/-7		$21,730.00
T38	Doug LaBelle II	72	65	66	70	273/-7	30.00	$21,730.00
T38	Josh Teater	67	69	66	71	273/-7	30.00	$21,730.00
T38	Johnson Wagner	66	67	70	70	273/-7	30.00	$21,730.00
T45	Steve Marino	66	69	69	70	274/-6	25.50	$16,960.00
T45	Y.E. Yang	69	68	68	69	274/-6	25.50	$16,960.00
T47	Jason Allred	69	66	67	73	275/-5		$14,257.00
T47	Ben Curtis	68	67	73	67	275/-5	22.50	$14,257.00
T47	Robert Garrigus	68	68	72	67	275/-5	22.50	$14,257.00
T47	Billy Horschel	70	65	72	68	275/-5	22.50	$14,257.00
T51	Troy Merritt	70	68	67	71	276/-4	17.50	$12,472.67
T51	Shawn Stefani	67	67	71	71	276/-4	17.50	$12,472.67
T51	Charlie Wi	70	66	71	69	276/-4	17.50	$12,472.67
T51	Mark Wilson	71	67	72	66	276/-4	17.50	$12,472.67
T51	Kevin Foley	69	68	67	72	276/-4	17.50	$12,472.66
T51	Retief Goosen	69	69	67	71	276/-4	17.50	$12,472.66
T57	Steven Bowditch	66	70	70	71	277/-3	11.00	$11,660.00
T57	Joe Durant	69	67	71	70	277/-3	11.00	$11,660.00
T57	James Hahn	69	69	69	70	277/-3	11.00	$11,660.00
T57	Justin Hicks	69	69	69	70	277/-3	11.00	$11,660.00
T57	John Huh	70	68	70	69	277/-3	11.00	$11,660.00
T57	Michael Putnam	68	67	74	68	277/-3	11.00	$11,660.00
T57	Wes Roach	70	68	74	65	277/-3	11.00	$11,660.00
T64	Ernie Els	68	69	73	68	278/-2	6.00	$11,130.00
T64	Peter Malnati	70	67	74	67	278/-2	6.00	$11,130.00
T64	Michael Thompson	70	66	73	69	278/-2	6.00	$11,130.00
T67	Tommy Gainey	66	72	67	74	279/-1	3.00	$10,812.00
T67	Richard Sterne	69	68	71	71	279/-1		$10,812.00
T67	Hudson Swafford	71	67	73	68	279/-1	3.00	$10,812.00
T70	Tim Herron	70	68	69	73	280/E	0.97	$10,441.00
T70	Ryo Ishikawa	70	62	78	70	280/E	0.97	$10,441.00
T70	Nicholas Thompson	70	68	73	69	280/E	0.97	$10,441.00
T70	Bobby Wyatt	67	70	73	70	280/E		$10,441.00
T74	David Lingmerth	67	70	73	71	281/+1	0.91	$10,123.00
T74	Tyrone Van Aswegen	72	66	72	71	281/+1	0.91	$10,123.00
76	Lee Janzen	70	68	71	73	282/+2	0.88	$9,964.00
77	Joe Ogilvie	70	68	72	73	283/+3	0.86	$9,858.00

2015 Wyndham Championship

Sedgefield Country Club; Greensboro, NC Purse: $5,400,000 Par: 35-35–70 Yards: 7,127 August 20 - August 23, 2015

LEADERS: First Round: Erik Compton, Tom Hoge and William McGirt fired rounds of 8-under 62 to set an impressive pace, but were just one shot ahead of Derek Ernst, Jim Herman and Morgan Hoffmann. Davis Love III was tied for seventh after a 64; Second Round: Hoge was tied for the lead at 11-under 129 with Tiger Woods, while Love and Chad Campbell had come within one shot of the lead; Third Round: Love was tied for 10th place after a day of remarkably low scores for others. Jason Gore owned the lead at 15-under 195, two shots ahead of Jonas Blixt, Scott Brown and Woods, and three shots better than Paul Casey, Jim Herman, Cameron Percy, Webb Simpson and Brandt Snedeker.

CUT: 36-hole cut for 70 players at 3-under 137 from a field of 156 professionals.

WEATHER: Thursday: Mostly overcast, with highs in the mid-80s and winds SW 10-20 mph; Friday: Mostly sunny with a high of 85 and winds NNE 5-10 mph; Saturday: Mostly sunny with highs in the mid-80s and winds NNE 4-8 mph; Sunday: Mostly cloudy with a high of 86 and winds SW 5-10 mph.

WINNER: Davis Love III 64-66-69-64—263 (17-under-par) $972,000

POS	PLAYER	RND 1	RND 2	RND 3	RND 4	TOTAL	FEDEX PTS.	EARNINGS
1	Davis Love III	64	66	69	64	263/-17	500.00	$972,000.00
2	Jason Gore	66	67	62	69	264/-16	300.00	$583,200.00
T3	Scott Brown	66	65	66	68	265/-15	145.00	$280,800.00
T3	Paul Casey	66	66	66	67	265/-15	145.00	$280,800.00
T3	Charl Schwartzel	67	66	66	66	265/-15	145.00	$280,800.00
T6	Bill Haas	65	66	68	67	266/-14	88.75	$174,825.00
T6	Brooks Koepka	67	67	67	65	266/-14	88.75	$174,825.00
T6	Carl Pettersson	64	67	68	68	266/-14	88.75	$174,825.00
T6	Webb Simpson	67	67	64	68	266/-14	88.75	$174,825.00
T10	Jonas Blixt	65	70	62	70	267/-13	67.50	$129,600.00
T10	Ben Martin	67	67	67	66	267/-13	67.50	$129,600.00
T10	Ryan Moore	66	69	65	67	267/-13	67.50	$129,600.00
T10	Tiger Woods	64	65	68	70	267/-13	67.50	$129,600.00
T14	Martin Kaymer	64	68	70	66	268/-12	55.50	$94,500.00
T14	Justin Leonard	68	66	65	69	268/-12	55.50	$94,500.00
T14	William McGirt	62	70	68	68	268/-12	55.50	$94,500.00
T14	Sam Saunders	65	69	69	65	268/-12	55.50	$94,500.00
T18	Byeong-Hun An	67	69	67	66	269/-11		$63,450.00
T18	Jonathan Byrd	67	70	67	65	269/-11	49.50	$63,450.00
T18	Derek Ernst	63	69	69	68	269/-11	49.50	$63,450.00
T18	Lucas Glover	66	70	67	66	269/-11	49.50	$63,450.00
T18	Jim Herman	63	69	66	71	269/-11	49.50	$63,450.00
T18	Jerry Kelly	67	69	67	66	269/-11	49.50	$63,450.00
T18	Spencer Levin	66	71	69	63	269/-11	49.50	$63,450.00
T18	Cameron Smith	67	68	69	65	269/-11		$63,450.00
T26	Luke Donald	68	67	67	68	270/-10	43.00	$39,960.00
T26	Oscar Fraustro	65	68	69	68	270/-10	43.00	$39,960.00
T26	Morgan Hoffmann	63	71	67	69	270/-10	43.00	$39,960.00
T26	Camilo Villegas	66	69	67	68	270/-10	43.00	$39,960.00
T26	Will Wilcox	70	67	67	66	270/-10	43.00	$39,960.00
T31	Charles Howell III	67	68	69	67	271/-9	37.00	$30,625.72
T31	Ryo Ishikawa	71	66	68	66	271/-9	37.00	$30,625.72
T31	Vijay Singh	66	70	69	66	271/-9	37.00	$30,625.72
T31	Chad Campbell	65	65	70	71	271/-9	37.00	$30,625.71
T31	Harris English	68	65	67	71	271/-9	37.00	$30,625.71
T31	George McNeill	67	68	67	69	271/-9	37.00	$30,625.71
T31	Nick Watney	66	65	68	72	271/-9	37.00	$30,625.71
T38	George Coetzee	65	69	69	69	272/-8		$23,220.00
T38	Gonzalo Fernandez-Castano	66	69	67	70	272/-8	31.00	$23,220.00
T38	Tom Hoge	62	67	72	71	272/-8	31.00	$23,220.00
T38	Cameron Percy	65	66	67	74	272/-8	31.00	$23,220.00
T38	Patrick Rodgers	67	66	67	72	272/-8		$23,220.00
T43	Tim Clark	66	71	67	69	273/-7	26.50	$18,360.00
T43	Austin Cook	70	67	69	67	273/-7		$18,360.00
T43	Brandt Snedeker	70	61	67	75	273/-7	26.50	$18,360.00
T43	Daniel Summerhays	67	70	69	67	273/-7	26.50	$18,360.00
T47	Branden Grace	67	70	68	69	274/-6		$14,526.00
T47	Kyle Reifers	68	69	69	68	274/-6	22.50	$14,526.00
T47	Vaughn Taylor	67	70	67	70	274/-6	22.50	$14,526.00
T47	Michael Thompson	66	68	72	68	274/-6	22.50	$14,526.00
T51	Greg Chalmers	67	70	70	68	275/-5	18.00	$12,787.20
T51	Jason Dufner	67	70	65	73	275/-5	18.00	$12,787.20
T51	Adam Hadwin	68	68	66	73	275/-5	18.00	$12,787.20
T51	Alex Prugh	70	67	72	66	275/-5	18.00	$12,787.20
T51	Kyle Stanley	68	69	71	67	275/-5	18.00	$12,787.20
T56	Martin Flores	66	68	68	74	276/-4	14.00	$12,204.00
T56	Luke Guthrie	69	67	70	70	276/-4	14.00	$12,204.00
T56	Justin Thomas	67	68	66	75	276/-4	14.00	$12,204.00
T59	John Huh	70	65	73	69	277/-3	10.50	$11,826.00
T59	Martin Laird	68	66	74	69	277/-3	10.50	$11,826.00
T59	Scott Langley	71	66	68	72	277/-3	10.50	$11,826.00
T59	Bryce Molder	66	67	73	71	277/-3	10.50	$11,826.00
T63	K.J. Choi	68	69	72	69	278/-2	7.50	$11,502.00
T63	Adam Scott	67	69	71	71	278/-2	7.50	$11,502.00
65	Bo Van Pelt	69	67	73	70	279/-1	6.00	$11,340.00
T66	Roberto Castro	67	70	71	72	280/E	4.50	$11,178.00
T66	Troy Kelly	68	68	69	75	280/E	4.50	$11,178.00
68	Ernie Els	67	70	75	73	285/+5	3.00	$11,016.00
69	Byron Smith	67	70	78	73	288/+8	2.00	$10,908.00

2016 Wyndham Championship

Sedgefield Country Club; Greensboro, NC Purse: $5,400,000 Par: 35-35–70 Yards: 7,127 August 18 - August 21, 2016

LEADERS: First Round: Rafa Cabrera Bello and Kevin Na set the pace with 7-under rounds of 63 but had plenty of pursuers as 74 players shot opening rounds in the 60s. Si Woo Kim was five back after a 68. Second Round: Kim's tournament-record 60 ran his total to 12-under 128, good for a two-shot edge over Na, Hideki Matsuyama, Jim Furyk and Lucas Glover. Third Round: Kim built his lead to four shots with an 18-under 192 through 54 holes. Cabrera Bello was four back, with Donald, Furyk and Na five off the lead.

CUT: 76 players at 3-under 137 from a field of 156 professionals.

WEATHER: Thursday: Mostly sunny with a high of 90. Wind NNW 6-12 mph. Friday: Mostly cloudy, high of 88. Wind WNW 5-10 mph. Saturday: Mostly cloudy. High of 85. Wind 5-10 mph. Sunday: Mostly cloudy. High of 89. Wind W 10-15 mph with gusts of 20 mph. Due to a dangerous weather situation, final-round play was suspended from 5:32 p.m. until 6:53 p.m. (1 hour and 21 minutes).

WINNER: Si Woo Kim 68-60-64-67—259 (21-under-par) 1,008,000

POS	PLAYER	RND 1	RND 2	RND 3	RND 4	TOTAL	FEDEX PTS.	EARNINGS
1	Si Woo Kim	68	60	64	67	259/-21	500.00	$1,008,000.00
2	Luke Donald	65	68	64	67	264/-16	300.00	$604,800.00
T3	Hideki Matsuyama	66	64	68	67	265/-15	162.50	$324,800.00
T3	Brandt Snedeker	65	68	65	67	265/-15	162.50	$324,800.00
T5	Rafa Cabrera Bello	63	68	65	70	266/-14		$189,840.00
T5	Billy Horschel	66	68	64	68	266/-14	93.00	$189,840.00
T5	Graeme McDowell	68	66	64	68	266/-14	93.00	$189,840.00
T5	Brett Stegmaier	66	67	69	64	266/-14	93.00	$189,840.00
T5	Johnson Wagner	66	68	65	67	266/-14	93.00	$189,840.00
T10	Bud Cauley	67	69	64	67	267/-13	67.50	$134,400.00
T10	Jim Furyk	66	64	67	70	267/-13	67.50	$134,400.00
T10	Kevin Kisner	70	67	67	63	267/-13	67.50	$134,400.00
T10	Kevin Na	63	67	67	70	267/-13	67.50	$134,400.00
T14	Blayne Barber	67	70	65	66	268/-12	54.50	$92,400.00
T14	Stewart Cink	70	66	68	64	268/-12	54.50	$92,400.00
T14	Scott Langley	67	70	62	69	268/-12	54.50	$92,400.00
T14	D.A. Points	70	66	63	69	268/-12	54.50	$92,400.00
T14	Kyle Stanley	69	65	66	68	268/-12	54.50	$92,400.00
T14	Shawn Stefani	66	70	66	66	268/-12	54.50	$92,400.00
T20	Roberto Castro	72	64	68	65	269/-11	50.50	$70,000.00
T20	Brice Garnett	69	68	67	65	269/-11	50.50	$70,000.00
T22	Thomas Aiken	68	66	69	67	270/-10	44.00	$45,665.46
T22	Jason Dufner	70	67	66	67	270/-10	44.00	$45,665.46
T22	Robert Garrigus	67	67	69	67	270/-10	44.00	$45,665.46
T22	Lucas Glover	69	61	73	67	270/-10	44.00	$45,665.46
T22	Geoff Ogilvy	71	65	68	66	270/-10	44.00	$45,665.46
T22	Rickie Fowler	67	67	68	68	270/-10	44.00	$45,665.45
T22	Bill Haas	66	68	65	71	270/-10	44.00	$45,665.45
T22	Jerry Kelly	67	68	65	70	270/-10	44.00	$45,665.45
T22	Sean O'Hair	69	68	64	69	270/-10	44.00	$45,665.45
T22	Patrick Reed	66	71	64	69	270/-10	44.00	$45,665.45
T22	Tim Wilkinson	69	67	64	70	270/-10	44.00	$45,665.45
T33	Freddie Jacobson	69	66	72	64	271/-9	34.00	$27,751.12
T33	Jonas Blixt	69	67	67	68	271/-9	34.00	$27,751.11
T33	Scott Brown	68	68	70	65	271/-9	34.00	$27,751.11
T33	Greg Chalmers	66	69	69	67	271/-9	34.00	$27,751.11
T33	Adam Hadwin	69	67	66	69	271/-9	34.00	$27,751.11
T33	Cameron Percy	71	64	66	70	271/-9	34.00	$27,751.11
T33	Dicky Pride	66	70	65	70	271/-9	34.00	$27,751.11
T33	Alex Prugh	69	66	66	70	271/-9	34.00	$27,751.11
T33	Robert Streb	67	67	68	69	271/-9	34.00	$27,751.11
T42	Shane Lowry	70	65	70	67	272/-8	27.50	$20,160.00
T42	Peter Malnati	65	69	67	71	272/-8	27.50	$20,160.00
T42	Carlos Ortiz	69	67	72	64	272/-8	27.50	$20,160.00
T42	Greg Owen	67	69	68	68	272/-8	27.50	$20,160.00
T46	Keegan Bradley	70	67	66	70	273/-7	22.00	$14,976.00
T46	Harris English	71	66	68	68	273/-7	22.00	$14,976.00
T46	Andres Gonzalez	66	68	74	65	273/-7	22.00	$14,976.00
T46	Russell Henley	67	67	68	71	273/-7	22.00	$14,976.00
T46	Sung Kang	67	70	67	69	273/-7	22.00	$14,976.00
T46	Chris Kirk	68	68	68	69	273/-7	22.00	$14,976.00
T46	Brian Stuard	67	68	72	66	273/-7	22.00	$14,976.00
T53	Rhein Gibson	72	65	67	70	274/-6	16.50	$12,964.00
T53	Patton Kizzire	67	68	71	68	274/-6	16.50	$12,964.00
T53	Ryan Moore	68	68	69	69	274/-6	16.50	$12,964.00
T53	Dawie van der Walt	71	66	70	67	274/-6	16.50	$12,964.00
T57	Chad Campbell	69	66	72	68	275/-5	11.50	$12,376.00
T57	Tom Gillis	68	66	70	71	275/-5	11.50	$12,376.00
T57	Chesson Hadley	68	69	68	70	275/-5	11.50	$12,376.00
T57	Kelly Kraft	67	70	71	67	275/-5	11.50	$12,376.00
T57	Andrew Landry	66	67	70	72	275/-5	11.50	$12,376.00
T57	Scott Pinckney	67	67	67	74	275/-5	11.50	$12,376.00
T63	Adam Hart	70	66	70	70	276/-4		$11,760.00
T63	John Huh	70	67	69	70	276/-4	6.00	$11,760.00
T63	Martin Laird	67	69	73	67	276/-4	6.00	$11,760.00
T63	Lucas Lee	68	66	68	74	276/-4	6.00	$11,760.00
T63	Scott Piercy	70	67	67	72	276/-4	6.00	$11,760.00
T68	Luke Guthrie	67	70	72	68	277/-3	2.00	$11,312.00
T68	Sam Saunders	66	70	67	74	277/-3	2.00	$11,312.00
71	Boo Weekley	70	66	70	72	278/-2	0.98	$11,088.00
T72	Webb Simpson	70	67	71	71	279/-1	0.95	$10,920.00
T72	Mark Wilson	69	68	70	72	279/-1	0.95	$10,920.00
74	Troy Merritt	66	71	75	68	280/E	0.92	$10,752.00
75	Michael Kim	69	67	74	74	284/+4	0.90	$10,640.00

2017 Wyndham Championship

Sedgefield Country Club; Greensboro, NC Purse: $5,800,000 Par: 35-35–70 Yards: 7,127 August 17 - August 20, 2017

LEADERS: First Round: Matt Every fired a 61 and had a one-shot lead over Henrik Stenson. Seven players carded 7-under 63s to make for a crowded leaderboard; Second Round: Ryan Armour's 61, plus a 64 from Webb Simpson put them at 13-under 127 for the second-round lead, but Stinson was only a shot back. Vaughn Taylor and Ollie Schniederjans were two off the pace at 11-under; Third Round: Stinson's 66 gave him a one-shot lead over Kevin Na (65 on Saturday) and Schniederjans (66). Johnson Wagner put himself in contention with a third straight low round and was two behind Stenson entering Sunday's finale.

CUT: 36-hole cut for 85 players at 3-under 137 from a field of 156 professionals; 54-hole cut was for 74 players at 2-under 208

WEATHER: Thursday: Partly cloudy with an afternoon high of 90 and winds SSW 4-8 mph; Friday: Partly cloudy with a high of 92 and winds SW 6-12 mph; Saturday: Partly cloudy with a high of 89 and winds WNW 4-8 mph; Sunday: Partly cloudy with a high of 91 and winds ESE at 5 mph.

WINNER: Henrik Stenson 62-66-66-64—258 (22-under-par) $1,044,000

POS	PLAYER	RND 1	RND 2	RND 3	RND 4	TOTAL	FEDEX PTS.	EARNINGS
1	Henrik Stenson	62	66	66	64	258/-22	500.00	$1,044,000.00
2	Ollie Schniederjans	66	63	66	64	259/-21	300.00	$626,400.00
3	Webb Simpson	63	64	68	67	262/-18	190.00	$394,400.00
T4	Ryan Armour	66	61	72	64	263/-17	115.00	$239,733.34
T4	Kevin Na	67	63	65	68	263/-17	115.00	$239,733.33
T4	Rory Sabbatini	65	68	66	64	263/-17	115.00	$239,733.33
T7	Martin Flores	64	70	68	63	265/-15	85.00	$180,766.67
T7	Cameron Smith	63	69	70	63	265/-15	85.00	$180,766.67
T7	Shane Lowry	67	64	67	67	265/-15	85.00	$180,766.66
T10	Davis Love III	64	66	67	69	266/-14	70.00	$145,000.00
T10	Harold Varner III	63	68	66	69	266/-14	70.00	$145,000.00
T10	Richy Werenski	67	66	64	69	266/-14	70.00	$145,000.00
13	Matt Every	61	72	68	66	267/-13	60.00	$121,800.00
T14	Jason Dufner	67	66	67	68	268/-12	56.00	$107,300.00
T14	Tim Wilkinson	63	70	68	67	268/-12	56.00	$107,300.00
T16	Ricky Barnes	69	67	68	65	269/-11	46.00	$78,735.00
T16	J.J. Henry	66	70	66	67	269/-11	46.00	$78,735.00
T16	Søren Kjeldsen	69	63	66	71	269/-11	46.00	$78,735.00
T16	Jason Kokrak	68	69	63	69	269/-11	46.00	$78,735.00
T16	Hunter Mahan	65	65	69	70	269/-11	46.00	$78,735.00
T16	Geoff Ogilvy	70	66	66	67	269/-11	46.00	$78,735.00
T16	J.J. Spaun	71	66	69	63	269/-11	46.00	$78,735.00
T16	Camilo Villegas	68	68	65	68	269/-11	46.00	$78,735.00
T24	Matt Hubbard	67	67	68	68	270/-10	34.75	$49,445.00
T24	Patton Kizzire	67	70	64	69	270/-10	34.75	$49,445.00
T24	Ryan Moore	67	65	68	70	270/-10	34.75	$49,445.00
T24	Johnson Wagner	67	64	65	74	270/-10	34.75	$49,445.00
T28	Roberto Castro	69	68	68	66	271/-9	25.16	$36,153.34
T28	K.J. Choi	68	67	70	66	271/-9	25.16	$36,153.34
T28	Rick Lamb	64	68	72	67	271/-9	25.16	$36,153.34
T28	Julián Etulain	68	66	69	68	271/-9	25.16	$36,153.33
T28	Lucas Glover	65	69	68	69	271/-9	25.16	$36,153.33
T28	Russell Knox	66	66	71	68	271/-9	25.16	$36,153.33
T28	Anirban Lahiri	65	66	68	72	271/-9	25.16	$36,153.33
T28	Troy Merritt	67	70	65	69	271/-9	25.16	$36,153.33
T28	Tyrone Van Aswegen	71	66	65	69	271/-9	25.16	$36,153.33
T37	Jonathan Byrd	68	68	70	66	272/-8	17.00	$26,100.00
T37	Ben Crane	69	64	72	67	272/-8	17.00	$26,100.00
T37	Morgan Hoffmann	66	70	68	68	272/-8	17.00	$26,100.00
T37	Chez Reavie	66	70	65	71	272/-8	17.00	$26,100.00
T37	Sam Saunders	63	68	72	69	272/-8	17.00	$26,100.00
T42	Keegan Bradley	68	68	67	70	273/-7	11.12	$18,661.50
T42	Chad Campbell	67	67	68	71	273/-7	11.12	$18,661.50
T42	Bud Cauley	67	68	68	70	273/-7	11.12	$18,661.50
T42	Joel Dahmen	67	68	72	66	273/-7	11.12	$18,661.50
T42	Andres Gonzalez	70	66	70	67	273/-7	11.12	$18,661.50
T42	Retief Goosen	72	65	65	71	273/-7	11.12	$18,661.50
T42	Ryo Ishikawa	66	71	66	70	273/-7	11.12	$18,661.50
T42	Kevin Kisner	69	67	68	69	273/-7	11.12	$18,661.50
T50	Steven Alker	68	65	71	70	274/-6	6.55	$13,548.80
T50	Ryan Brehm	68	69	70	67	274/-6	6.55	$13,548.80
T50	Harris English	68	67	72	67	274/-6	6.55	$13,548.80
T50	Brad Fritsch	67	66	70	71	274/-6	6.55	$13,548.80
T50	Brian Gay	71	65	67	71	274/-6	6.55	$13,548.80
T50	Peter Malnati	71	65	69	69	274/-6	6.55	$13,548.80
T50	J.T. Poston	67	69	67	71	274/-6	6.55	$13,548.80
T50	Dicky Pride	66	70	69	69	274/-6	6.55	$13,548.80
T50	Nick Taylor	68	68	68	70	274/-6	6.55	$13,548.80
T50	Vaughn Taylor	63	66	74	71	274/-6	6.55	$13,548.80
T60	Billy Horschel	67	70	69	69	275/-5	4.80	$12,644.00
T60	John Huh	68	67	70	70	275/-5	4.80	$12,644.00
T60	Spencer Levin	68	68	72	67	275/-5	4.80	$12,644.00
63	C.T. Pan	67	70	69	70	276/-4	4.40	$12,412.00
T64	Blayne Barber	69	67	71	70	277/-3	3.80	$12,064.00
T64	Steven Bowditch	68	66	73	70	277/-3	3.80	$12,064.00
T64	David Hearn	67	68	73	69	277/-3	3.80	$12,064.00
T64	Michael Kim	66	71	69	71	277/-3	3.80	$12,064.00
T64	Mark Wilson	65	69	70	73	277/-3	3.80	$12,064.00
T69	Miguel Angel Carballo	68	69	70	71	278/-2	3.03	$11,600.00
T69	D.A. Points	69	66	73	70	278/-2	3.03	$11,600.00
T69	Tag Ridings	66	70	71	71	278/-2	3.03	$11,600.00
T72	Robert Streb	66	70	72	72	280/E	2.75	$11,310.00
T72	Kevin Streelman	68	69	70	73	280/E	2.75	$11,310.00
74	Bobby Wyatt	66	68	73	74	281/+1	2.60	$11,136.00
T75	Stuart Appleby	68	68	73		209	2.30	$10,788.00
T75	Aaron Baddeley	69	68	72		209	2.30	$10,788.00
T75	Gonzalo Fdez-Castaño	69	68	72		209	2.30	$10,788.00
T75	Bill Haas	73	64	72		209	2.30	$10,788.00
T75	Dru Love	67	67	75		209		$10,788.00
T80	Zac Blair	69	68	73		210	1.90	$10,324.00
T80	Ken Duke	68	69	73		210	1.90	$10,324.00
T80	Padraig Harrington	66	68	76		210	1.90	$10,324.00
T83	Seamus Power	67	70	74		211	1.65	$10,034.00
T83	Jonathan Randolph	66	70	75		211	1.65	$10,034.00
85	Brett Stegmaier	70	66	76		212	1.50	$9,860.00

2018 Wyndham Championship

Sedgefield Country Club; Greensboro, NC Purse: $6,000,000 Par: 35-35–70 Yards: 7,127 August 16 - August 19, 2018

LEADERS: First Round: Brandt Snedeker stole the opening-round headlines with his round of 59, yet only had a four-shot lead after Ryan Moore and John Oda each shot 63s. Seven players stood at 6-under: Abraham Ancer, Jonathan Byrd, Martin Flores, David Hearn, D.A. Points, Ollie Schniederjans and Brett Stegmaier. Second Round: A more modest 3-under in the second round left Snedeker at 14-under, good for a two-shot lead over Points and a three-shot margin on C.T. Pan. Third Round: Snedeker finished at 16-under and led Brian Gay and Hearn by a single shot, with Pan and Points lurking at 14-under.

CUT: 73 players at 3-under 137 from a field of 156 professionals.

WEATHER: Thursday: Partly cloudy, with a high of 91. Wind SW 5-10 mph. Friday: Partly cloudy, with a high of 90. Wind SW 6-12 mph. Saturday: Mostly cloudy, with a high of 82. Due to a dangerous weather situation, round three was suspended at 3:27 p.m. and eventually called for the day at 6:45 p.m. Sunday: A total of 30 players were back in position at 8 a.m. Round three concluded at 10:24 a.m. Mostly cloudy, with a high of 88. Wind WSW 5-10 mph..

WINNER: Brandt Snedeker 59-67-68-65—259 (21-under-par) $1,088,000

POS	PLAYER	RND 1	RND 2	RND 3	RND 4	TOTAL	FEDEX PTS.	EARNINGS
1	Brandt Snedeker	59	67	68	65	259/-21	500	$1,080,000.00
T2	C.T. Pan	65	64	67	66	262/-18	245	$528,000.00
T2	Webb Simpson	66	68	66	62	262/-18	245	$528,000.00
T4	Jim Furyk	65	68	67	63	263/-17	122.5	$264,000.00
T4	D.A. Points	64	64	68	67	263/-17	122.5	$264,000.00
T6	Brian Gay	70	63	62	69	264/-16	95	$208,500.00
T6	Ryan Moore	63	70	64	67	264/-16	95	$208,500.00
T8	Ryan Armour	65	68	67	65	265/-15	80	$174,000.00
T8	David Hearn	64	67	64	70	265/-15	80	$174,000.00
T8	Nick Taylor	65	67	70	63	265/-15	80	$174,000.00
T11	Rafa Cabrera Bello	68	69	65	64	266/-14	56.33	$112,000.00
T11	Harris English	66	65	67	68	266/-14	56.33	$112,000.00
T11	Billy Horschel	66	68	67	65	266/-14	56.33	$112,000.00
T11	Chris Kirk	69	65	68	64	266/-14	56.33	$112,000.00
T11	Hideki Matsuyama	69	68	64	65	266/-14	56.33	$112,000.00
T11	John Oda	63	70	67	66	266/-14		$112,000.00
T11	Brett Stegmaier	64	67	67	68	266/-14	56.33	$112,000.00
T11	Michael Thompson	66	70	63	67	266/-14	56.33	$112,000.00
T11	Kevin Tway	67	69	65	65	266/-14	56.33	$112,000.00
T20	Brice Garnett	65	68	69	65	267/-13	42	$69,900.00
T20	Doug Ghim	68	64	69	66	267/-13		$69,900.00
T20	Tom Hoge	69	66	66	66	267/-13	42	$69,900.00
T20	Henrik Stenson	68	65	70	64	267/-13	42	$69,900.00
T24	Abraham Ancer	64	69	64	71	268/-12	31	$45,400.00
T24	Aaron Baddeley	65	67	70	66	268/-12	31	$45,400.00
T24	Jonathan Byrd	64	68	67	69	268/-12	31	$45,400.00
T24	Sergio Garcia	66	65	67	70	268/-12	31	$45,400.00
T24	Danny Lee	68	69	67	64	268/-12	31	$45,400.00
T24	Jamie Lovemark	66	70	64	68	268/-12	31	$45,400.00
T24	Peter Malnati	66	65	71	66	268/-12	31	$45,400.00
T24	Patrick Rodgers	68	67	67	66	268/-12	31	$45,400.00
T24	Shawn Stefani	68	68	66	66	268/-12	31	$45,400.00
T33	Joaquin Niemann	68	69	66	66	269/-11		$33,900.00
T33	Cameron Percy	67	67	70	65	269/-11	22.16	$33,900.00
T33	Johnson Wagner	70	66	67	66	269/-11	22.16	$33,900.00
T36	Jonas Blixt	69	68	67	66	270/-10	18	$28,260.00
T36	Matthew Fitzpatrick	70	67	65	68	270/-10		$28,260.00
T36	Denny McCarthy	66	67	67	70	270/-10	18	$28,260.00
T36	Dylan Meyer	67	68	69	66	270/-10		$28,260.00
T36	Trey Mullinax	67	65	68	70	270/-10	18	$28,260.00
T41	Blayne Barber	68	69	69	65	271/-9	13.5	$22,800.00
T41	Billy Hurley III	68	69	68	66	271/-9	13.5	$22,800.00
T41	Keith Mitchell	65	66	69	71	271/-9	13.5	$22,800.00
T41	Julian Suri	71	66	71	63	271/-9		$22,800.00
T45	Sangmoon Bae	67	67	66	72	272/-8	9.25	$16,515.00
T45	Corey Conners	65	69	70	68	272/-8	9.25	$16,515.00
T45	Bill Haas	69	68	68	67	272/-8	9.25	$16,515.00
T45	Chesson Hadley	68	68	69	67	272/-8	9.25	$16,515.00
T45	Martin Laird	69	66	65	72	272/-8	9.25	$16,515.00
T45	Scott Piercy	70	67	66	69	272/-8	9.25	$16,515.00
T45	Sam Ryder	72	64	69	67	272/-8	9.25	$16,515.00
T45	Sam Saunders	66	70	67	69	272/-8	9.25	$16,515.00
T53	Roberto Díaz	68	69	67	69	273/-7	6.32	$13,890.00
T53	Sung Kang	65	69	69	70	273/-7	6.32	$13,890.00
T53	Harold Varner III	66	69	69	69	273/-7	6.32	$13,890.00
T53	Richy Werenski	68	69	72	64	273/-7	6.32	$13,890.00
T57	Ryan Blaum	67	66	69	72	274/-6	4.9	$13,140.00
T57	Scott Brown	68	65	70	71	274/-6	4.9	$13,140.00
T57	Lanto Griffin	69	68	68	69	274/-6	4.9	$13,140.00
T57	Jason Kokrak	69	68	71	66	274/-6	4.9	$13,140.00
T57	Graeme McDowell	70	67	70	67	274/-6	4.9	$13,140.00
T57	William McGirt	69	68	67	70	274/-6	4.9	$13,140.00
T57	Rory Sabbatini	69	67	64	74	274/-6	4.9	$13,140.00
T57	Ollie Schniederjans	64	73	70	67	274/-6	4.9	$13,140.00
65	Martin Flores	64	73	69	69	275/-5	4	$12,600.00
T66	Jason Dufner	66	68	72	70	276/-4	3.5	$12,300.00
T66	Mackenzie Hughes	68	68	67	73	276/-4	3.5	$12,300.00
T66	Conrad Shindler	69	68	73	66	276/-4	3.5	$12,300.00
T66	Hudson Swafford	67	70	66	73	276/-4	3.5	$12,300.00
T70	Ricky Barnes	66	70	70	71	277/-3	2.9	$11,880.00
T70	Stephan Jaeger	67	68	71	71	277/-3	2.9	$11,880.00
T70	Xinjun Zhang	68	67	72	70	277/-3	2.9	$11,880.00

2019 Wyndham Championship

Sedgefield Country Club; Greensboro, NC Purse: $6,200,000 Par: 35-35–70 Yards: 7,127 August 1 - August 4, 2019

LEADERS: First Round: Byeong Hun An and Sungjae Im had a one-shot lead. Four players stood at 7-under: Mackenzie Hughes, Patrick Rodgers, Rory Sabbatini, and Johnson Wagner. Second Round: A 5-under in the second round left An at 13-under, good for a one-shot lead over Brice Garnett and a two-shot margin on seven players tied at 11-under. Third Round: An finished at 17-under and led Garnett and Webb Simpson by a single shot, with Ryan Armour lurking at 15-under.
CUT: 83 players at 4-under 136 from a field of 156 professionals
WEATHER: Thursday: Partly cloudy, with a high of 88. Wind SSW 4-8 mph. Friday: Mostly cloudy, with a high of 81. Wind SSE 4-8 mph. Due to 3.17 inches of rain overnight, preferred lies were utilized for the second consecutive day. Saturday: Mostly cloudy, with a high of 86. Wind NE 4-8 mph. Sunday: Partly cloudy, with a high of 88. Wind SW 4-8 mph.

WINNER: J.T. Poston 65-65-66-62—258 (22-under-par) $1,116,000

POS	PLAYER	RND 1	RND 2	RND 3	RND 4	TOTAL	FEDEX PTS.	EARNINGS
1	J.T. Poston	65	65	66	62	258/ -22	500	1,116,000.00
2	Webb Simpson	64	65	65	65	259/ -21	300	669,600.00
3	Byeong Hun An	62	65	66	67	260/ -20	190	421,600.00
4	Viktor Hovland	66	66	64	65	261/ -19	-	297,600.00
5	Si Woo Kim	66	65	68	64	263/ -17	110	248,000.00
T6	Josh Teater	64	65	71	64	264/ -16	80.71	181,128.58
T6	Brice Garnett	64	64	66	70	264/ -16	80.71	181,128.57
T6	Brian Harman	67	65	66	66	264/ -16	80.71	181,128.57
T6	Billy Horschel	68	67	65	64	264/ -16	80.71	181,128.57
T6	Sungjae Im	62	67	70	65	264/ -16	80.71	181,128.57
T6	Jason Kokrak	70	64	64	66	264/ -16	80.71	181,128.57
T6	Rory Sabbatini	63	68	66	67	264/ -16	80.71	181,128.57
T13	Joaquin Niemann	67	66	69	63	265/ -15	54.16	109,533.34
T13	Kyle Stanley	65	69	67	64	265/ -15	54.16	109,533.34
T13	Paul Casey	65	65	66	69	265/ -15	54.16	109,533.33
T13	Fabián Gómez	67	64	66	68	265/ -15	54.16	109,533.33
T13	Patton Kizzire	65	64	69	67	265/ -15	54.16	109,533.33
T13	Johnson Wagner	63	69	67	66	265/ -15	54.16	109,533.33
T19	Roberto Díaz	67	68	65	66	266/ -14	45	80,600.00
T19	Andrew Landry	65	68	65	68	266/ -14	45	80,600.00
T19	Matthew Wolff	65	67	67	67	266/ -14	45	80,600.00
T22	Bud Cauley	65	66	69	67	267/ -13	34.16	53,044.45
T22	Cameron Davis	66	67	69	65	267/ -13	34.16	53,044.45
T22	Denny McCarthy	65	69	68	65	267/ -13	34.16	53,044.45
T22	Patrick Reed	68	66	70	63	267/ -13	34.16	53,044.45
T22	Ryan Armour	64	66	65	72	267/ -13	34.16	53,044.44
T22	Corey Conners	69	66	65	67	267/ -13	34.16	53,044.44
T22	Charles Howell III	66	65	68	68	267/ -13	34.16	53,044.44
T22	Mackenzie Hughes	63	66	69	69	267/ -13	34.16	53,044.44
T22	Shawn Stefani	66	66	67	68	267/ -13	34.16	53,044.44
T31	Russell Henley	69	64	67	68	268/ -12	23.6	36,766.00
T31	Collin Morikawa	66	67	70	65	268/ -12	23.6	36,766.00
T31	Scott Stallings	69	64	67	68	268/ -12	23.6	36,766.00
T31	Brian Stuard	66	66	67	69	268/ -12	23.6	36,766.00
T31	Adam Svensson	68	61	70	69	268/ -12	23.6	36,766.00
T36	Paul Peterson	68	66	68	67	269/ -11	-	30,483.34
T36	Brandon Harkins	68	64	69	68	269/ -11	19	30,483.33
T36	Scott Piercy	69	66	66	68	269/ -11	19	30,483.33
T39	Daniel Berger	69	67	67	67	270/ -10	13.16	22,940.00
T39	Tyler Duncan	68	67	69	66	270/ -10	13.16	22,940.00
T39	Harris English	68	68	70	64	270/ -10	13.16	22,940.00
T39	Carlos Ortiz	69	64	66	71	270/ -10	13.16	22,940.00
T39	Roger Sloan	69	66	70	65	270/ -10	13.16	22,940.00
T39	Brandt Snedeker	64	70	68	68	270/ -10	13.16	22,940.00
T39	Sepp Straka	65	66	67	72	270/ -10	13.16	22,940.00
T39	Vaughn Taylor	68	66	68	68	270/ -10	13.16	22,940.00
T39	Richy Werenski	68	68	68	66	270/ -10	13.16	22,940.00
T48	Branden Grace	67	68	70	66	271/ -9	8.5	15,772.80
T48	Russell Knox	67	68	69	67	271/ -9	8.5	15,772.80
T48	Sebastián Muñoz	69	66	68	68	271/ -9	8.5	15,772.80
T48	Chez Reavie	66	67	68	70	271/ -9	8.5	15,772.80
T48	Aaron Wise	71	64	65	71	271/ -9	8.5	15,772.80
T53	Roberto Castro	66	68	69	69	272/ -8	5.92	14,153.72
T53	Joel Dahmen	65	68	72	67	272/ -8	5.92	14,153.72
T53	Zach Johnson	68	68	70	66	272/ -8	5.92	14,153.72
T53	Bill Haas	66	68	69	69	272/ -8	5.92	14,153.71
T53	Chesson Hadley	69	64	69	70	272/ -8	5.92	14,153.71
T53	Anirban Lahiri	67	67	68	70	272/ -8	5.92	14,153.71
T53	Wes Roach	67	68	68	69	272/ -8	5.92	14,153.71
T60	Kiradech Aphibarnrat	64	72	69	68	273/ -7	4.2	13,144.00
T60	Scott Brown	67	68	68	70	273/ -7	4.2	13,144.00
T60	Alex Cejka	69	67	69	68	273/ -7	4.2	13,144.00
T60	Alex Noren	69	67	69	68	273/ -7	4.2	13,144.00
T60	Ted Potter, Jr.	64	70	71	68	273/ -7	4.2	13,144.00
T60	Seamus Power	64	69	71	69	273/ -7	4.2	13,144.00
T60	José de Jesús Rodríguez	67	67	70	69	273/ -7	4.2	13,144.00
T60	Sam Ryder	68	68	70	67	273/ -7	4.2	13,144.00
T60	Harold Varner III	66	66	71	70	273/ -7	4.2	13,144.00
T69	John Chin	67	67	70	70	274/ -6	3.03	12,400.00
T69	J.J. Spaun	67	69	70	68	274/ -6	3.03	12,400.00
T69	Boo Weekley	67	67	69	71	274/ -6	3.03	12,400.00
T72	Austin Cook	66	68	66	75	275/ -5	2.7	12,028.00
T72	Lucas Glover	67	68	71	69	275/ -5	2.7	12,028.00
T72	Peter Uihlein	68	68	70	69	275/ -5	2.7	12,028.00
75	Michael Thompson	69	67	70	70	276/ -4	2.5	11,780.00
76	Mike Weir	67	69	68	74	278/ -2	2.4	11,656.00
77	Tom Hoge	66	69	72		207/ -3	2.3	11,532.00
T78	Kyle Jones	67	69	72		208/ -2	2.1	11,284.00
T78	Hank Lebioda	71	65	72		208/ -2	2.1	11,284.00
T78	Jordan Spieth	64	67	77		208/ -2	2.1	11,284.00
T81	Wyndham Clark	68	68	73		209/ -1	1.8	10,912.00
T81	Alex Prugh	66	70	73		209/ -1	1.8	10,912.00
T81	Patrick Rodgers	63	72	74		209/ -1	1.8	10,912.00

2020 Wyndham Championship

Sedgefield Country Club; Greensboro, NC Purse: $6,000,000 Par: 35-35–70 Yards: 7,127 August 13 - August 16, 2020

LEADERS: First Round: Three-way tie for the lead at 8-under par: Tom Hoge, Roger Sloan and Harold Varner III. Second Round: Four-way tie for the lead at 10-under par: Talor Gooch, Tom Hoge, Billy Horschel and Si Woo Kim. Third Round: Si Woo Kim held a two-stroke lead over Rob Oppenheim and Doc Redman, a three-stroke lead over Billy Horschel and a four-stroke lead over Jim Herman and Mark Hubbard.

CUT: 77 players at 3-under 137 from a field of 156 professionals

WEATHER: Thursday: Cloudy with a high of 84. Wind ENE 4-8 mph. Due to a dangerous weather situation, round one was suspended for the day at 6:08 p.m. Friday: The suspended first-round resumed at 7:30 a.m. and was completed at 8:35 a.m. Cloudy with a high of 83. Wind NE 4-8 mph. Saturday: Due to anticipated inclement weather, round three tee times featured threesomes of tee Nos. 1 and 10 between 7-9 a.m. Sunday: Mostly cloudy with a high of 78. Wind NNE 10-15 mph.

WINNER: Jim Herman 66-69-61-63—259 (21-under-par) $1,152,000

POS	PLAYER	RND 1	RND 2	RND 3	RND 4	TOTAL	FEDEX PTS.	EARNINGS
1	Jim Herman	66	69	61	63	259	500.00	$1,152,000.00
2	Billy Horschel	66	64	65	65	260	300.00	$697,600.00
T3	Si Woo Kim	65	65	62	70	262	133.75	$312,400.00
T3	Kevin Kisner	69	64	65	64	262	133.75	$312,400.00
T3	Doc Redman	67	64	63	68	262	133.75	$312,400.00
T3	Webb Simpson	66	66	65	65	262	133.75	$312,400.00
T7	Zach Johnson	70	67	61	65	263	87.50	$208,000.00
T7	Harold Varner III	62	69	67	65	263	87.50	$208,000.00
T9	Russell Henley	68	68	63	65	264	72.50	$168,000.00
T9	Sungjae Im	69	64	66	65	264	72.50	$168,000.00
T9	Denny McCarthy	67	68	66	63	264	72.50	$168,000.00
T9	Patrick Reed	65	68	67	64	264	72.50	$168,000.00
T13	Sam Burns	67	68	65	65	265	58.50	$129,600.00
T13	Tyler Duncan	68	64	66	67	265	58.50	$129,600.00
T15	Bud Cauley	66	68	67	65	266	51.00	$104,000.00
T15	Cameron Davis	71	65	65	65	266	51.00	$104,000.00
T15	Mark Hubbard	67	65	64	70	266	51.00	$104,000.00
T15	Jason Kokrak	69	63	67	67	266	51.00	$104,000.00
T15	Rob Oppenheim	66	66	62	72	266	51.00	$104,000.00
T20	Chris Baker	71	63	68	65	267	43.00	$78,400.00
T20	Dylan Frittelli	69	65	66	67	267	43.00	$78,400.00
T20	Peter Malnati	68	65	64	70	267	43.00	$78,400.00
T23	Harris English	64	67	68	69	268	38.00	$64,320.00
T23	Shane Lowry	68	63	70	67	268	38.00	$64,320.00
T25	Ryan Armour	73	64	65	67	269	34.75	$54,080.00
T25	Talor Gooch	65	65	68	71	269	34.75	$54,080.00
T27	Will Gordon	68	69	64	69	270	-	$46,270.00
T27	Brian Harman	65	71	67	67	270	30.25	$46,270.00
T27	Tom Hoge	62	68	72	68	270	30.25	$46,270.00
T27	Seamus Power	68	69	67	66	270	30.25	$46,270.00
T31	Ryan Brehm	64	69	72	66	271	23.00	$37,440.00
T31	Wesley Bryan	65	70	70	66	271	23.00	$37,440.00
T31	Paul Casey	67	66	69	69	271	23.00	$37,440.00
T31	Jason Dufner	69	65	67	70	271	23.00	$37,440.00
T31	Adam Long	68	65	71	67	271	23.00	$37,440.00
T31	Roger Sloan	62	70	68	71	271	23.00	$37,440.00
T37	Christiaan Bezuidenhout	71	64	69	68	272	-	$29,120.00
T37	Rafa Cabrera Bello	67	67	67	71	272	17.00	$29,120.00
T37	Matt Jones	68	67	72	65	272	17.00	$29,120.00
T37	Kristoffer Ventura	69	68	63	72	272	17.00	$29,120.00
T37	Vincent Whaley	71	66	66	69	272	17.00	$29,120.00
T42	Scott Brown	66	71	68	68	273	10.83	$20,416.00
T42	Bo Hoag	66	68	67	72	273	10.83	$20,416.00
T42	Andrew Landry	66	65	71	71	273	10.83	$20,416.00
T42	Hank Lebioda	65	71	68	69	273	10.83	$20,416.00
T42	Matthew NeSmith	69	67	70	67	273	10.83	$20,416.00
T42	Joaquin Niemann	70	66	65	72	273	10.83	$20,416.00
T42	Matthias Schwab	67	69	68	69	273	10.83	$20,416.00
T42	Brandt Snedeker	70	67	65	71	273	10.83	$20,416.00
T42	Scott Stallings	70	66	70	67	273	10.83	$20,416.00
T51	Chesson Hadley	65	69	70	70	274	6.47	$15,216.00
T51	Kramer Hickok	69	67	65	73	274	6.47	$15,216.00
T51	Chris Kirk	66	69	68	71	274	6.47	$15,216.00
T51	Patton Kizzire	66	67	73	68	274	6.47	$15,216.00
T51	Tom Lewis	67	68	70	69	274	6.47	$15,216.00
T51	Davis Love III	69	67	71	67	274	6.47	$15,216.00
T51	Adam Schenk	67	67	67	73	274	6.47	$15,216.00
T51	Brian Stuard	70	66	69	69	274	6.47	$15,216.00
T59	Matt Every	68	67	70	70	275	4.60	$14,144.00
T59	Tommy Fleetwood	69	64	68	74	275	4.60	$14,144.00
T59	Michael Gligic	67	69	67	72	275	4.60	$14,144.00
T59	Ben Martin	71	66	70	68	275	4.60	$14,144.00
T59	Troy Merritt	67	69	71	68	275	4.60	$14,144.00
T59	Henrik Norlander	67	68	71	69	275	4.60	$14,144.00
T59	Josh Teater	67	70	67	71	275	4.60	$14,144.00
T66	Sergio Garcia	67	70	72	67	276	3.60	$13,504.00
T66	Luke List	68	67	66	75	276	3.60	$13,504.00
T66	Patrick Rodgers	70	66	67	73	276	3.60	$13,504.00
T69	C.T. Pan	68	64	76	69	277	3.03	$13,120.00
T69	Brinson Paolini	71	66	66	74	277	3.03	$13,120.00
T69	Scott Piercy	68	66	74	69	277	3.03	$13,120.00
T72	Russell Knox	73	64	72	69	278	2.75	$12,800.00
T72	Jordan Spieth	70	67	70	71	278	2.75	$12,800.00
T74	Austin Cook	69	67	69	76	281	2.50	$12,480.00
T74	Sebastián Muñoz	67	67	73	74	281	2.50	$12,480.00
T74	Peter Uihlein	71	65	70	75	281	2.50	$12,480.00
77	Nate Lashley	66	69	77	74	286	2.30	$12,224.00

2021 Wyndham Championship

Sedgefield Country Club; Greensboro, NC Purse: $6,400,000 Par: 35-35–70 Yards: 7,131 August 12 - August 15, 2021

LEADERS: First Round: Russell Henley lead at 8-under par. Second Round: Russell Henley lead at 14-under par. Third Round: Russell Henley lead at 15-under par.

CUT: 74 players at 3-under 137 from a field of 156 professionals.

WEATHER: Thursday: Partly cloudy. High of 93. Wind SW 5-10 mph. Due to inclement weather, play was suspended from 5:01 p.m. to 7:08 p.m. ET (suspension of 2 hours, 7 minutes). Due to darkness, the first round was suspended for the day at 8:14 p.m. with 22 players left to complete their rounds. Friday: Partly cloudy with a high of 78 in the morning. Wind WSW 3-6 mph. The first round resumed at 7:29 a.m. and was completed at 8:35 a.m. The second round began as scheduled at 6:50 a.m. Saturday: Partly cloudy and hot. High of 91. Wind SW 5-10 mph. Sunday: Coudy. High of 80. Wind E 4-8 mph.

WINNER: Kevin Kisner 65-68-66-66—265 (15-under-par) $1,152,000

*defeated Kevin Na, Branden Grace, Si Woo Kim, Adam Scott and Roger Sloan with a birdie-3 on the second playoff hole

POS	PLAYER	RND 1	RND 2	RND 3	RND 4	TOTAL	FEDEX PTS.	EARNINGS
POS	PLAYER	R1	R2	R3	R4	TOT	FEDEX PTS	EARNINGS
1	Kevin Kisner	65	68	66	66	265	500	$1,152,000.00
T2	Branden Grace	66	69	64	66	265	167	$389,440.00
T2	Si Woo Kim	66	68	67	64	265	167	$389,440.00
T2	Kevin Na	68	64	67	66	265	167	$389,440.00
T2	Adam Scott	66	70	64	65	265	167	$389,440.00
T2	Roger Sloan	71	64	64	66	265	167	$389,440.00
T7	Webb Simpson	65	65	70	66	266	85	$201,067.00
T7	Kevin Streelman	66	66	68	66	266	85	$201,067.00
T7	Russell Henley	62	64	69	71	266	85	$201,067.00
T10	Adam Hadwin	64	71	66	66	267	65.4	$148,800.00
T10	Justin Rose	66	65	69	67	267	65.4	$148,800.00
T10	Rory Sabbatini	66	64	69	68	267	65.4	$148,800.00
T10	Nick Taylor	65	71	67	64	267	65.4	$148,800.00
T10	Brendon Todd	69	67	65	66	267	65.4	$148,800.00
T15	Sepp Straka	66	71	67	64	268	47	$91,342.00
T15	Brian Stuard	65	66	72	65	268	47	$91,342.00
T15	Chesson Hadley	68	69	69	62	268	47	$91,342.00
T15	Harry Higgs	70	67	65	66	268	47	$91,342.00
T15	Sung Kang	64	69	68	67	268	47	$91,342.00
T15	Denny McCarthy	65	69	69	65	268	47	$91,342.00
T15	Tyler McCumber	65	67	66	70	268	47	$91,342.00
T15	Scott Piercy	64	66	69	69	268	47	$91,342.00
T15	Jhonattan Vegas	65	68	72	63	268	47	$91,342.00
T24	Jason Dufner	71	65	70	63	269	34	$53,440.00
T24	Sungjae Im	66	68	67	68	269	34	$53,440.00
T24	Russell Knox	74	63	68	64	269	34	$53,440.00
T24	K.H. Lee	67	68	67	67	269	34	$53,440.00
T24	Ben Taylor	68	68	65	68	269	34	$53,440.00
T29	Matt Kuchar	66	67	71	66	270	25.75	$41,013.00
T29	Alex Smalley	68	64	72	66	270	0	$41,013.00
T29	Chris Kirk	64	69	69	68	270	25.75	$41,013.00
T29	Sebastián Muñoz	66	67	68	69	270	25.75	$41,013.00
T29	C.T. Pan	68	69	66	67	270	25.75	$41,013.00
T29	Will Zalatoris	68	68	65	69	270	0	$41,013.00
T35	Byeong Hun An	69	66	68	68	271	20.5	$34,080.00
T35	Sam Ryder	68	65	72	66	271	20.5	$34,080.00
T37	Kiradech Aphibarnrat	66	68	71	67	272	15	$26,560.00
T37	John Augenstein	68	65	69	70	272	0	$26,560.00
T37	Austin Eckroat	68	69	70	65	272	0	$26,560.00
T37	Mackenzie Hughes	70	63	70	69	272	15	$26,560.00
T37	David Lingmerth	68	67	70	67	272	15	$26,560.00
T37	Cameron Percy	67	67	68	70	272	15	$26,560.00
T37	Hudson Swafford	64	69	67	72	272	15	$26,560.00
T37	Erik van Rooyen	65	69	73	65	272	15	$26,560.00
T37	Richy Werenski	67	70	70	65	272	15	$26,560.00
T46	Anirban Lahiri	67	69	67	70	273	9.5	$18,061.00
T46	Kevin Tway	66	71	68	68	273	9.5	$18,061.00
T46	Camilo Villegas	68	67	71	67	273	9.5	$18,061.00
T46	Bubba Watson	67	69	70	67	273	9.5	$18,061.00
T46	Aaron Wise	66	70	67	70	273	9.5	$18,061.00
T51	Brice Garnett	69	68	68	69	274	7.25	$15,584.00
T51	Brian Gay	70	66	69	69	274	7.25	$15,584.00
T51	Mark Hubbard	67	70	68	69	274	7.25	$15,584.00
T51	Andrew Landry	65	72	72	65	274	7.25	$15,584.00
T55	Keith Mitchell	67	68	71	69	275	5.9	$14,976.00
T55	Johnson Wagner	68	69	68	70	275	5.9	$14,976.00
T57	Mark Anderson	66	71	70	69	276	5.4	$14,656.00
T57	Tyler Duncan	69	62	69	76	276	5.4	$14,656.00
T57	Harold Varner III	67	67	71	71	276	5.4	$14,656.00
T60	Bronson Burgoon	65	68	74	70	277	4.9	$14,336.00
T60	Seamus Power	67	70	72	68	277	4.9	$14,336.00
T62	James Hahn	68	67	72	71	278	4.4	$14,016.00
T62	Nelson Ledesma	69	67	74	68	278	4.4	$14,016.00
T62	Rob Oppenheim	66	71	69	72	278	4.4	$14,016.00
T65	Tommy Fleetwood	66	68	72	73	279	3.6	$13,504.00
T65	Michael Gligic	65	71	73	70	279	3.6	$13,504.00
T65	Beau Hossler	68	69	68	74	279	3.6	$13,504.00
T65	Michael Kim	67	69	72	71	279	3.6	$13,504.00
T65	Robert MacIntyre	69	68	71	71	279	0	$13,504.00
T70	Chris Baker	67	70	74	69	280	2.9	$12,992.00
T70	Matt Jones	69	68	69	74	280	2.9	$12,992.00
T70	Ben Martin	67	67	76	70	280	2.9	$12,992.00
73	Nate Lashley	68	68	75	73	284	2.7	$12,736.00
74	Rafael Campos	66	70	77	72	285	2.6	$12,608.00

Round-By-Round Scoring Averages

Wyndham Championship
Sedgefield Country Club – Par 70
(since scoring averages were kept in 1983)

Year	Round 1	Round 2	Round 3	Round 4	Average (to par)
2021	**68.353**	68.997	69.257	68.000	68.878 (-1.130)
2020	69.327	68.704	67.805	68.792	68.779 (-1.221)
2019	67.987	**68.455**	68.494	67.645	**68.175 (-1.825)**
2018	68.712	69.193	68.914	67.500	68.690 (-1.310)
2017	68.558	68.934	69.247	68.622	68.813 (-1.181)
2016	69.735	68.955	69.073	68.453	68.972 (-1.028)
2015	68.532	69.412	68.421	68.870	68.858 (-1.142)
2014	69.699	69.009	69.208	68.597	69.209 (-0.791)
2013	69.917	70.212	71.397	68.104	69.969 (-0.031)
2012	69.590	69.414	68.587	69.627	69.373 (-0.627)
2011	69.168	68.845	68.622	69.192	68.979 (-1.026)
2010	68.542	68.837	67.231	**67.128**	68.183 (-1.817)
2009	69.252	68.957	**68.402**	69.086	68.924 (-1.076)
2008	68.890	69.053	68.487	68.167	68.753 (-1.247)

Forest Oaks Country Club – Par 72

Year	Round 1	Round 2	Round 3	Round 4	Average (to par)
2007	**69.718**	**69.985**	70.047	**70.360**	**70.028 (-1.972)**
2006	70.000	72.492	71.947	70.724	71.273 (-0.727)
2005	70.754	70.690	**69.961**	70.662	70.569 (-1.431)
2004	70.107	71.443	72.243	71.100	71.087 (-0.913)
2003	70.864	71.500	70.955	71.045	71.105 (-0.895)
2002	72.737	72.503	72.535	72.211	72.543 (+0.543)
2001	71.660	71.215	70.291	71.759	71.298 (-0.702)
2000	72.744	72.203	73.772	73.278	72.831 (+0.831)
1999	72.800	71.072	72.493	72.085	72.051 (+0.051)
1998	71.744	72.263	71.844	73.922	72.294 (+0.294)
1997	71.647	71.877	71.014	73.493	71.916 (-0.084)
1996	73.923	72.673	71.603	72.128	72.820 (+0.820)
1995	71.558	72.546	72.041	72.685	72.148 (+0.148)
1994	72.477	73.708	72.711	72.132	72.870 (+0.870)
1993	74.423	72.980	72.702	73.131	73.431 (+1.431)
1992	72.452	72.750	72.301	72.466	72.530 (+0.530)
1991	73.032	72.084	71.239	70.873	72.088 (+0.088)
1990	74.329	73.929	74.000	72.451	73.845 (+1.845)
1989	74.419	73.881	73.012	73.410	73.822 (+1.822)
1988	72.653	72.620	72.395	72.963	72.652 (+0.652)
1987	75.007	74.206	75.013	73.118	74.424 (+2.424)
1986	73.252	72.655	73.097	71.833	72.790 (+0.790)
1985	74.433	75.015	73.974	75.766	74.773 (+2.773)
1984	74.049	75.343	73.247	72.671	74.100 (+2.100)
1983	75.119	73.964	72.432	73.716	74.042 (+2.042)

Tournament Records – Sedgefield Country Club

18 Holes

59	Brandt Snedeker in first round		2018

Opening 18

59	Brandt Snedeker		2018

Through 36 Holes

125	Carl Pettersson	(64-61)	2008
128	Tommy Gainey	(63-65)	2011
	Jimmy Walker	(68-62)	2012
131	George Archer	(67-64)	1967
	Arnold Palmer	(64-67)	1970
	Billy Casper	(67-64)	1973
	Webb Simpson	(66-65)	2011

Through 54 Holes

191	Carl Pettersson	(64-61-66)	2008
195	Jason Gore	(66-67-62)	2015
195	Webb Simpson	(66-65-64)	2011
196	Sergio Garcia	(67-63-66)	2012
199	George Archer	(67-64-68)	1967
	Dave Stockton	(67-67-65)	1967
	Billy Casper	(67-64-68)	1973
	Lou Graham	(68-64-67)	1973

Through 72 Holes

258	Henrik Stenson	(62-66-66-64)	2017
	J.T. Poston	(65-65-66-62)	2019
259	Si Woo Kim	(68-60-64-67)	2016
	Carl Pettersson	(64-61-66-68)	2008
	Brandt Snedeker	(59-67-68-65)	2018

Highest winning total, 72 holes

278	Lloyd Mangrum	(70-66-69-73)	1948

Course Record

59 Brandt Snedeker, Wyndham Championship, 2018

Tournament Records – Starmount Forest Country Club

Lowest 18 Holes

64	Dave Douglas in 2nd round	1952
64	Fred Wampler in 3rd round	1956
64	Mike Fetchick in 4th round	1956
64	Don January in 4th round	1958

Lowest Opening 18

66	Sam Snead	1938
66	Harold McSpaden	1949
66	Frank Stranahan	1949
66	Mike Fetchick	1959
66	Dow Finsterwald	1959
66	Thorne Wood	1960

Lowest 36 Holes

133	Mike Fetchick (66-67)	1959

Lowest 54 Holes

201	Dow Finsterwald (66-68-65)	1959
201	Sam Snead (68-66-67)	1960

Lowest 72 Holes

270	Sam Snead (68-67-66-68)	1960

Highest winning total 72 holes

286	Vic Ghezzi (69-72-72-73)	1947

Tournament Records – Sedgefield and Forest Oaks Country Clubs

Low 9-Hole Score - Front Side at Sedgefield since 2008

27	Brandt Snedeker, first round	2018

Low 9-Hole Score - Back Side at Sedgefield since 2008

28	Webb Simpson, first round	2019
	Briny Baird, third round	2008

Low 18 Holes

59	Brandt Snedeker, first round	2018

Lowest First-Round Score

59	Brandt Snedeker	2018

Lowest First-Round Score by Tournament Winner

59	Brandt Snedeker	2018

Lowest Second-Round Score

60	Si Woo Kim	2016

Lowest Second-Round Score by Tournament Winner

60	Si Woo Kim	2016

Lowest Third-Round Score

61	Kevin Na	2010
	Zach Johnson	2020
	Jim Herman	2020

Lowest Third-Round Score by Tournament Winner

64	Webb Simpson	2011

Lowest Final-Round Score

62	Davis Love III	1992
	J.J. Henry	2008
	Fredrik Jacobson	2010
	John Mallinger	2010
	Michael Sim	2010
	Matt Jones	2013
	Webb Simpson	2018
	J.T. Poston	2019
	Chesson Hadley	2021

Lowest Final-Round Score by Tournament Winner

62	Davis Love III	1992
62	J.T. Poston	2019

Lowest 36-Hole Total

125	Carl Pettersson	2008

Lowest Consecutive Rounds

124	Si Woo Kim, 2nd and 3rd	2016
	Jim Herman, 3rd and 4th	2020

Highest Cut

+5	1987, 1997

Lowest Cut

-4	2019

Best 2nd 36 Holes

124	Jim Herman	2020

Lowest 54-Hole Total

191	Carl Pettersson	2008

Lowest 72-Hole Total

258	Henrik Stenson	2017
	J.T. Poston	2019

Highest Finish by a Winner

77	Dow Finsterwald	1959

Highest Winning 72-Hole Total

285	Joey Sindelar	1985
	Danny Edwards	1982

Tournament Records – since 1938

Largest Margin of Victory

10	Sam Snead	1950
9	Ben Hogan	1940
8	Byron Nelson	1945

Largest 18-hole Lead

4	Lawson Little	1939
4	Brandt Snedeker	2018
3	Sam Snead	1964
3	Tom Weiskopf	1975

Largest 36-Hole Lead

5	Sam Snead	1956
5	Tom Weiskopf	1975
5	Sandy Lyle	1986
4	Julius Boros	1957

Largest 54-Hole Lead

8	Sam Snead	1950
7	Ben Hogan	1940

Highest First Round By Tourney Winner

75	Bud Allin	1971

Highest Final Round By Tourney Winner

77	Dow Finsterwald	1959

Wire-to-Wire Winners (9*)

1938	Sam Snead
1940	Ben Hogan
1950	Sam Snead
1968	Billy Casper*
1975	Tom Weiskopf
1994	Mike Springer
1999	Jesper Parnevik
2010	Arjun Atwal*
2018	Brandt Snedeker

** – The PGA TOUR defines wire-to-wire as leading after each round without ties; Casper and Atwal shared the lead after at least one round.*

Shortened and Delayed Tournaments

In the 81-year history of the Wyndham Championship, no tournament has been shortened due to weather. However, the tournament finish has been delayed four times:

1940	Final round delayed three days by snow; Ben Hogan won by nine strokes
1968	Final round postponed due to assassination of Martin Luther King Jr.; Billy Casper won the tournament
1983	Third-round play suspended at noon Saturday due to thunderstorms; third round played Sunday; Lanny Wadkins won the tournament Monday
2012	Final round delayed until Monday; course received 1.6 inches of rain Saturday night and .60 inches during Sunday's fourth round with winner Sergio Garcia's final pairing on the fifth hole

Multiple Winners (10)

8	Sam Snead	1938, '46, '49, '50, '55, '56, '60, '65

Tied for PGA TOUR record for most wins in an official event.

3	Davis Love III	1992, 2006 and 2015
2	George Archer	1967 and 1972
	Billy Casper	1962 and 1968
	Danny Edwards	1977 and 1982
	Sandy Lyle	1986 and 1988
	Rocco Mediate	1993 and 2002
	Byron Nelson	1941 and 1945
	Doug Sanders	1963 and 1966
	Brandt Snedeker	2007 and 2018

Back-to-Back Winners (2)

Sam Snead	1949-50	1955-56

Oldest/Youngest Winners

Sam Snead (1965)
52 years, 10 months, 8 days

Seve Ballesteros (1978)
20 years, 11 months, 24 days

First-Time PGA TOUR Winners (19)

Sam Byrd	1942
Art Doering	1951
Earl Stewart	1953
Stan Leonard	1957
Bob Goalby	1958
Bud Allin	1971
Danny Edwards	1977
#Seve Ballesteros	1978
Joey Sindelar	1985
Steve Elkington	1990
Mike Springer	1994
Frank Nobilo	1997
Brandt Snedeker	2007
Ryan Moore	2009
*Arjun Atwal	2010
Webb Simpson	2011
Patrick Reed	2013
Si Woo Kim	2016
J.T. Poston	2019

#–Ballesteros had four European Tour wins prior to 1978, but this tournament was his first PGA TOUR victory.

**–Atwal had nine international wins prior to 2010, but this tournament was his first PGA TOUR victory.*

International Winners (19)

1957	Stan Leonard	Canada
1970	Gary Player	South Africa
1973	Chi Chi Rodriguez	Puerto Rico
1974	Bob Charles	New Zealand
1978	Seve Ballesteros	Spain
1986	Sandy Lyle	Scotland
1988	Sandy Lyle	Scotland
1990	Steve Elkington	Australia
1997	Frank Nobilo	New Zealand
1998	Trevor Dodds	Namibia
1999	Jesper Parnevik	Sweden
2003	Shigeki Maruyama	Japan
2005	K.J. Choi	South Korea
2008	Carl Pettersson	Sweden
2010	Arjun Atwal	India
2012	Sergio Garcia	Spain
2014	Camilo Villegas	Colombia
2016	Si Woo Kim	South Korea
2017	Henrik Stenson	Sweden

Winners Representing ACC Schools (7)

1961	Mike Souchak	Duke
1979	Raymond Floyd	North Carolina
1983	Lanny Wadkins	Wake Forest
92, 06, 15	Davis Love III	North Carolina
2001	Scott Hoch	Wake Forest
2008	Carl Pettersson	N.C. State
2011	Webb Simpson	Wake Forest

Winners Who Are North Carolina Natives (5)

1979	Raymond Floyd	Fort Bragg
92, 06, 15	Davis Love III	Charlotte
2001	Scott Hoch	Raleigh
2011	Webb Simpson	Raleigh
2019	J.T. Poston	Hickory

Winners With The First-Round Lead since 1976 (6)

Danny Edwards (T)	1982
Mike Springer	1994
Jesper Parnevik	1999
Arjun Atwal	2010
Camilo Villegas	2014
Brandt Snedeker	2018

Winners With The Second-Round Lead since 1976 (18)

Al Geiberger (T)	1976
Danny Edwards (T)	1977
Craig Stadler	1980
Larry Nelson	1981
Andy Bean	1984
Sandy Lyle	1986
Ken Green (T)	1989
Mike Springer	1994
Jesper Parnevik	1999
Hal Sutton	2000
Shigeki Maruyama	2003
Brent Geiberger	2004
Carl Pettersson	2008
Ryan Moore	2009
Arjun Atwal (T)	2010
Patrick Reed	2013
Si Woo Kim	2016
Brandt Snedeker	2018

Winners With The Third-Round Lead since 1976 (29)

Since 1950, 40 Wyndham Championship winners have either held or shared (T) the third-round lead, including 16 of the last 18 winners:

Al Geiberger	1976
Danny Edwards	1977
Craig Stadler	1980
Larry Nelson	1981
Danny Edwards	1982
Lanny Wadkins (T)	1983
Andy Bean	1984
Sandy Lyle	1986
Scott Simpson	1987
Sandy Lyle	1988
Ken Green	1989
Mike Springer	1994
Mark O'Meara (T)	1996
Jesper Parnevik	1999
Hal Sutton	2000
Scott Hoch	2001
Rocco Mediate	2002
Shigeki Maruyama	2003
Brent Geiberger (T)	2004
K.J. Choi (T)	2005
Davis Love III (T)	2006
Carl Pettersson	2008
Arjun Atwal	2010
Webb Simpson	2011
Sergio Garcia	2012
Patrick Reed	2013
Si Woo Kim	2016
Henrik Stenson	2017
Brandt Snedeker	2018

Tournaments With One-Shot Margin of Victory – Regulation (17)

1948	1952	1955
1962	1973	1974
1978	1979	1982
1985	1995	2001
2010	2014	2015
2019	2020	

Best Finish By an Amateur

2008	Danny Lee	T-20

Winners Without a Bogey

2019 J.T. Poston

Winners Claiming Majors In The Same Year (7)

1939	Ralph Guldahl	The Masters
1945	Byron Nelson	PGA
1946	Sam Snead	The British Open
1949	Sam Snead	The Masters, PGA
1981	Larry Nelson	PGA
1987	Scott Simpson	The U.S. Open
1988	Sandy Lyle	The Masters

See a list of Wyndham Champions who went on to be Major Champions on the next page.

Wyndham Championship Winners who also won the Masters (16)

	Year(s) Won Wyndham	Year(s) Won Masters
Byron Nelson	1941,'45	1937, '42
Ralph Guldahl	1939	1939
Sam Snead	1938, '46, '49, '50, '55, '56, '60, '65	1949, '52, '54
Ben Hogan	1940	1951, '53
Doug Ford	1954	1957
Gary Player	1970	1961, '74, '78
Bob Goalby	1958	1968
George Archer	1967, '72	1969
Billy Casper	1962, '68	1970
Raymond Floyd	1979	1976
Seve Ballesteros	1978	1980, '83
Craig Stadler	1980	1982
Sandy Lyle	1986, '88	1988
Mark O'Meara	1996	1998
Sergio Garcia	2012	2017
Patrick Reed	2013	2018

Wyndham Championship Winners who also won the U.S. Open (12)

	Year(s) Won Wyndham	Year(s) Won U.S. Open
Ralph Guldahl	1939	1937, '38
Byron Nelson	1941, '45	1939
Lloyd Mangrum	1948	1946
Ben Hogan	1940	1948, '50, '51, '53
Julius Boros	1964	1952, '63
Billy Casper	1962, '68	1959, '66
Gene Littler	1969	1961
Gary Player	1970	1965
Larry Nelson	1981	1983
Raymond Floyd	1979	1986
Scott Simpson	1987	1987
Webb Simpson	2011	2012

Wyndham Championship Winners who also won the Open Championship (8)

	Year(s) Won Wyndham	Year(s) Won Open
Sam Snead	1938, '46, '49, '50, '55, '56, '60, '65	1946
Ben Hogan	1940	1953
Gary Player	1970	1959, '68, '74
Bob Charles	1974	1963
Tom Weiskopf	1975	1973
Seve Ballesteros	1978	1979, '84, '88
Sandy Lyle	1986, '88	1985
Mark O'Meara	1996	1998

Wyndham Championship Winners who also won the PGA Championship (16)

	Year(s) Won Wyndham	Year(s) Won PGA
Byron Nelson	1941, '45	1940, '45
Vic Ghezzi	1947	1941
Sam Snead	1938, '46, '49, '50, '55, '56, '60, '65	1942, '49, '51
Ben Hogan	1940	1946, '48
Doug Ford	1954	1955
Dow Finsterwald	1959	1958
Gary Player	1970	1962, '72
Al Geiberger	1976	1966
Julius Boros	1964	1968
Raymond Floyd	1979	1969, '82
Lanny Wadkins	1983	1977
Larry Nelson	1981	1981, '87
Hal Sutton	2000	1983
Steve Elkington	1990	1995
Mark Brooks	1991	1996
Davis Love III	1992, '2006, '15	1997

Holes-in-One (31)

All aces in recorded Wyndham Championship history (since 1983 when the PGA TOUR began keeping hole-by-hole statistics) prior to 2008 came at Forest Oaks Country Club. The tournament moved back to Sedgefield Country Club in 2008.

Hole 8	Raymond Floyd, fourth round	1984
Hole 8	Barry Jaeckel, second round	1985
Hole 8	Jim Carter, fourth round	1987
Hole 17	Tommy Price, second round	1990
Hole 12	Clarence Rose, second round	1991
Hole 8	Bill Britton, second round	1994
Hole 8	Michael Bradley, first round	1995
Hole 12	Andy North, first round	1995
Hole 4	Clark Dennis, second round	1998
Hole 12	Hal Sutton, fourth round	1998
Hole 4	Steve Jones, fourth round	2002
Hole 4	Billy Andrade, third round	2003
Hole 17	Justin Rose, first round	2004
Hole 17	Michael Putnam, first round	2007
Hole 8	Billy Mayfair, third round	2007
Hole 3	Steve Elkington, first round	2009
Hole 3	Brendan Gielow, first round	2010
Hole 16	*Derek Lamely, second round	2011
Hole 12	Jeff Overton, third round	2012
Hole 7	David Toms, third round	2014
Hole 12	Kevin Foley, third round	2014
Hole 3	Scott Brown, final round	2015
Hole 16	*Luke Donald, first round	2016
Hole 16	Shawn Stefani, third round	2016
Hole 16	Peter Malnati, third round	2016
Hole 3	Scott Brown, final round	2016
Hole 3	Roberto Castro, final round	2017
Hole 16	*Ben Crane, final round	2017
Hole 16	Martin Flores, final round	2017
Hole 16	#C.T. Pan, final round	2020
Hole 16	*#Chesson Hadley, final round	2021

** – Won "vacations for life" from Wyndham Rewards*
 # - Won a million Wyndham Rewards Points for Charity

Double-Eagles (since 1970)

All double-eagles in recorded Wyndham Championship history have occurred at Sedgefield Country Club with the exception of Sieckmann's shot in 1993, which came at Forest Oaks Country Club.

Rod Curl	1972
Larry Wise	1974
Lee Elder, fourth round, hole 15	1975
Tom Sieckmann, third round, hole 9	1993
Fabian Gomez, first round, hole 15	2011
Johnson Wagner, second round, hole 5	2017

Most Birdies In One Tournament

29 Henrik Stenson 2017

Total Birdies Leaders

Yr.	# Birdies	Player(s)
2021	26	Adam Scott
2020	25	Si Woo Kim
2019	25	Billy Horschel
2018	25	C.T. Pan
2017	29	Henrik Stenson
2016	26	Si Woo Kim
2015	23	Jonas Blixt
2014	22	Bill Haas, Andres Romero
2013	22	Jordan Spieth
2012	22	Justin Leonard
2011	21	John Mallinger, Aron Price
2010	26	Lucas Glover
2009	25	Michael Allen
2008	25	Carl Pettersson
2007	28	Jeff Maggert
2006	24	Davis Love III
2005	27	Charles Warren
2004	23	Joe Ogilvie, David Toms, Matt Gogel
2003	24	Shigeki Maruyama
2002	23	Paul Stankowski
2001	24	Kevin Sutherland
2000	21	Brian Henninger
1999	27	Jesper Parnevik
1998	24	Neal Lancaster
1997	21	Mike Standly
1996	20	Hisayuki Sasaki
1995	22	Jim Gallagher Jr., Jeff Sluman
1994	21	Mike Springer
1993	17	David Edwards, Mark O'Meara
1992	20	Tom Byrum
1991	21	Mark Brooks
1990	18	Paul Azinger
1989	23	Ken Green
1988	21	Keith Clearwater
1987	18	Don Shirey, Jr.
1986	19	Bobby Clampett, Sandy Lyle
1985	17	Ed Fiori, Corey Pavin
1984	18	Gavan Levenson
1983	18	Lanny Wadkins
1982	18	Denis Watson, Ben Crenshaw, Doug Black, Gary Hallberg
1981	18	Larry Nelson
1980	17	Tim Simpson, Bob Gilder, Bruce Devlin, George Burns, Jerry Pate

Wyndham Championship Playoffs (17)

Year	Winner	Runner(s)-Up	Number of Extra Holes
1949	Sam Snead	Lloyd Mangrum	18
1953	Earl Stewart Jr.	Sam Snead, Doug Ford, Art Wall	19
1954	Doug Ford	Marty Furgol	18
1956	Sam Snead	Fred Wampler	2
1964	Julius Boros	Doug Sanders	1
1966	Doug Sanders	Tom Weiskopf	2
1969	Gene Littler	Julius Boros, Orville Moody, Tom Weiskopf	5
1971	Bud Allin	Dave Eichelberger, Rod Funseth	1
1972	George Archer	Tommy Aaron	2
1981	Larry Nelson	Mark Hayes	1
1988	Sandy Lyle	Ken Green	1
1991	Mark Brooks	Gene Sauers	3
1997	Frank Nobilo	Brad Faxon	1
1998	Trevor Dodds	Scott Verplank	1
2009	Ryan Moore	Kevin Stadler, Jason Bohn	3
2013	Patrick Reed	Jordan Spieth	2
2021	Kevin Kisner	Branden Grace, Si Woo Kim, Kevin Na, Adam Scott, Roger Sloan	2

Best Come-From-Behind Win

7 Back Steve Elkington (1990), Mark Brooks (1991), Jim Gallagher Jr. (1995)

Players with Multiple Runner-Up Finishes

3	George Burns, Sam Snead
2	George Archer, Jason Bohn, Brad Faxon, Dow Finsterwald, Lloyd Mangrum, Doug Sanders, Jeff Sluman, Mike Souchak, Craig Stadler, Lee Trevino, Art Wall, Tom Weiskopf, Webb Simpson

All Wyndham Championship Runners-Up

1938	Johnny Revolta
1939	Clayton Heafner, Lawson Little
1940	Craig Wood
1941	Vic Ghezzi
1942	Ben Hogan, Lloyd Mangrum
1945	Sam Byrd
1946	Herman Keiser
1947	Frank Stranahan
1948	Lew Worsham
1949	Lloyd Mangrum
1950	Jimmy Demaret
1951	Jim Ferrier
1952	Bobby Locke
1953	Sam Snead
1954	Marty Furgol
1955	Julius Boros, Art Wall
1956	Fred Wampler
1957	Mike Souchak
1958	Dow Finsterwald, Don January, Tony Lema, Sam Snead, Art Wall
1959	Art Wall
1960	Dow Finsterwald
1961	Sam Snead
1962	Mike Souchak
1963	Jimmy Clark
1964	Doug Sanders
1965	Billy Casper, Jack McGowan, Phil Rogers
1966	Tom Weiskopf
1967	Doug Sanders
1968	George Archer, Gene Littler, Bobby Nichols
1969	Julius Boros, Orville Moody, Tom Weiskopf
1970	Miller Barber
1971	Dave Eichelberger, Rod Funseth
1972	Tommy Aaron
1973	Lou Graham, Ken Still
1974	Raymond Floyd, Lee Trevino
1975	Al Geiberger
1976	Lee Trevino
1977	George Burns, Larry Nelson
1978	Jack Renner, Fuzzy Zoeller
1979	George Burns, Gary Player
1980	George Burns, Bill Kratzert, Jack Newton, Jerry Pate
1981	Mark Hayes
1982	Bobby Clampett
1983	Craig Stadler, Denis Watson
1984	George Archer
1985	Isao Aoki, Craig Stadler
1986	Andy Bean
1987	Clarence Rose
1988	Ken Green
1989	John Huston
1990	Mike Reid, Jeff Sluman
1991	Gene Sauers
1992	John Cook
1993	Steve Elkington
1994	Brad Bryant, Ed Humenik, Hale Irwin
1995	Peter Jacobson, Jeff Sluman
1996	Duffy Waldorf
1997	Brad Faxon
1998	Scott Verplank
1999	Jim Furyk
2000	Andrew Magee
2001	Brett Quigley, Scott Simpson
2002	Mark Calcavecchia
2003	Brad Faxon
2004	Michael Allen
2005	Shigeki Murayama
2006	Jason Bohn
2007	Tim Petrovic, Billy Mayfair, Jeff Overton
2008	Scott McCarron
2009	Jason Bohn, Kevin Stadler
2010	David Toms
2011	George McNeill
2012	Tim Clark
2013	Jordan Spieth
2014	Bill Haas, Freddie Jacobson
2015	Jason Gore
2016	Luke Donald
2017	Ollie Schniederjans
2018	C.T. Pan, Webb Simpson
2019	Webb Simpson
2020	Billy Horschel
2021	Branden Grace, Si Woo Kim, Kevin Na, Adam Scott, Roger Sloan

All-Time Top-10 Finishes – Wyndham Championship
Tournaments contested at Starmount Forest, Sedgefield and Forest Oaks Country Clubs

(bold=streaks of three consecutive or better)

Sam Snead (23)	Win-1938, 8th-1941, T7-1942, 6th-1945, Win-1946, **Win-1949, Win-1950, 3rd-1951, T3-1952, 2nd-1953, T3-1954, Win-1955, Win-1956, T8-1957, T2-1958, T3-1959, Win-1960, 2nd-1961, 3rd-1962, T7-1963, 3rd-1964, Win-1965,** T10-1967
Al Geiberger (9)	**5th-1965, T6-1966, T10-1967, T5-1968,** T7-1971, **T10-1974, 2nd-1975, Win-1976, T8-1977**
Webb Simpson (9)	T8-2010, Win-2011, T5-2014, T6-2015, **3rd-2017, T2-2018, 2nd-2019, T3-2020, T7-2021**
Julius Boros (8)	T7-1952, 7th-1953, T2-1955, T3-1957, T10-1962, Win-1964, T2-1969, T7-1972
Billy Maxwell (8)	T4-1955, T5-1956, **T10-1958, T5-1959, T6-1960, 3rd-1961, 4th-1962,** 10th-1970
Gary Player (8)	T3-1957, T7-1958, 5th-1960, T7-1963, **T8-1968, 5th-1969, Win-1970,** T2-1979
Doug Sanders (8)	T9-1960, T10-1961, Win-1963, 2nd-1964, **Win-1966, 2nd-1967, T5-1968,** T7-1973
Miller Barber (7)	T7-1965, T3-1966, T8-1968, 2nd-1970, T5-1971, 3rd-1976, T10-1983
Jim Ferrier (7)	T4-1946 T5-1948, **T10-1950, 2nd-1951, T3-1952,** T5-1954, T7-1962
Davis Love III (7)	T9-1991, Win-1992, 6th-1997, Win-2006, T10-2012, Win-2015, T10-2017
Lanny Wadkins (7)	T5-1978, T7-1982, Win-1983, T10-1985, 5th-1986, T10-1990, T5-1991
Doug Ford (6)	3rd-1953, Win-1954, **3rd-1956, T6-1957, T10-1958, T8-1959**
Clayton Heafner (6)	T2-1939, T10-1940, T4-1942, T6-1946, 9th-1949, 9th-1950
Arnold Palmer (6)	T5-1962, **T6-1966, 3rd-1967, T5-1968,** T5-1970, T3-1972
Jeff Sluman (6)	T5-1985, 3rd-1988, T2-1990, T5-1991, T9-1993, T2-1995
Mike Souchak (6)	T9-1955, 2nd-1957, T7-1958, **T6-1960, Win-1961, 2nd-1962**
Brandt Snedeker (6)	Win-2007, T5-2009, T8-2010, T5-2014, T3-2016, Win-2018
Lee Trevino (6)	T5-1970, T10-1971, **T2-1974, 4th-1975, 2nd-1976,** 4th-1981
Art Wall (6)	6th-1952, 4th-1953, T2-1955, T2-1958, 2nd-1959, T4-1963

Chip Beck (5)	**T6-1986, T7-1987, T6-1988,** T7-1990, T3-1992
George Burns (5)	T4-1976, T2-1977, **T2-1979, T2-1980, T5-1981**
Billy Casper (5)	T3-1959, Win-1962, T2-1965, Win-1968, T4-1973
Ben Hogan (5)	**T7-1938, 4th-1939, Win-1940, T5-1941, T2-1942**
Gene Littler (5)	T10-1961, **6th-1967, T2-1968, Win-1969**, T10-1976
Byron Nelson (5)	**10th-1939, T3-1940, Win-1941, T4-1942,** Win-1945
Carl Pettersson (5)	5th-2007, Win-2008, T4-2011, T4-2012, T6-2015
Craig Stadler (5)	4th-1978, Win-1980, T2-1983, T2-1985, T6-1986
Frank Stranahan (5)	2nd-1947, T3-1949, 8th-1953, T5-1956, T8-1959
Tommy Aaron (4)	T10-1963, **T5-1970, T10-1971, 2nd-1972**
George Archer (4)	Win-1967, T2-1968, Win-1972, 2nd-1984
Bob Charles (4)	T4-1963, T7-1971, T10-1972, Win-1974
K.J. Choi (4)	**T4-2001, T7-2002, T5-2003,** Win-2005
Jimmy Demaret (4)	**T4-1946, 7th-1947, T7-1948,** 2nd-1950
David Edwards (4)	T6-1986, T10-1990, T6-1993, T8-1994
Nick Faldo (4)	3rd-1981, **6th-1983, T8-1984, T10-1985**
Brad Faxon (4)	T10-1985, T7-1995, 2nd-1997, 2nd-2003
Mike Fetchick (4)	**T9-1955, T5-1956, T6-1957,** T8-1959
Jim Furyk (4)	T7-1996, 2nd-1999, T9-2001, T9-2011
Ralph Guldahl (4)	**T3-1938, Win-1939, T3-1940, T3-1941**
Bill Haas (4)	T10-2009, T7-2012, T2-2014, T6-2015
John Huston (4)	**2nd-1989, T7-1990, T3-1991,** T5-1996
Jerry Kelly (4)	T4-2001, T8-2004, T6-2005, T9-2008
Si Woo Kim (4)	Win-2016, **5th-2019**, T3-2020, **T2-2021**
Kevin Kisner (4)	T8-2014, T10-2016, T3-2020, Win-2021
Lloyd Mangrum (4)	T2-1942, 3rd-1946, Win-1948, 2nd-1949
Rocco Mediate (4)	9th-1992, Win-1993, T9-1997, Win-2002
Shigeki Maruyama (4)	T8-2000, Win-2003, 2nd-2005, T7-2007
Ryan Moore (4)	T6-2006, Win-2009, T10-2015, T6-2018
Ed Oliver (4)	T10-1940, T3-1952, 6th-1953, T9-1955
Johnny Palmer (4)	**T3-1947, 4th-1948, T7-1949, 4th-1950**
Tom Purtzer (4)	T6-1979, T8-1984, T6-1986, T6-1988
Jack Renner (4)	T2-1978, T9-1979, 3rd-1982, T3-1984
Johnny Revolta (4)	2nd-1938, T3-1940, 3rd-1945, T9-1948
Chi Chi Rodriguez (4)	T6-1969, T8-1970, T3-1972, Win-1973
Mason Randolph (4)	8th-1960, T5-1962, 7th-1964, T9-1975
Vijay Singh (4)	T9-1993, T7-1995, T9-1999, T4-2011
Dave Stockton (4)	4th-1967, T3-1972, 9th-1976, T7-1981
Tom Weiskopf (4)	2nd-1966, T2-1969, Win-1975, T6-1976
Lew Worsham (4)	2nd-1948, T3-1949, T8-1951, 9th-1952
Fuzzy Zoeller (4)	T2-1978, T7-1980, T10-1985, T7-1996
Billy Andrade (3)	T9-1993, T5-1996, T4-1997
Paul Azinger (3)	T4-1990, T3-1992, T3-1993
Jason Bohn (3)	3rd-2005, T2-2006, T2-2009
Johnny Bulla (3)	T7-1940, T3-1941, T10-1949
Sam Byrd (3)	9th-1941, Win-1942, 2nd-1945
Mark Calcavecchia (3)	5th-1995, T3-2000, 2nd-2002
Bobby Clampett (3)	2nd-1982, 5th-1983, T10-1988
Jimmy Clark (3)	10th-1951, T9-1953, 2nd-1963
Tim Clark (3)	T6-2005, T6-2008, 2nd-2012
Fred Couples (3)	T3-1984, T4-1990, T5-2009
Bruce Crampton (3)	T9-1960, 10th-1969, T7-1972
Ben Crenshaw (3)	T5-1981, T5-1982, T3-1984
Dave Eichelberger (3)	T2-1971, T5-1978, 4th-1989
Lee Elder (3)	T7-1973, T5-1978, T6-1979
Dow Finsterwald (3)	T2-1958, Win-1959, 2nd-1960
Ed Fiori (3)	T7-1981, T5-1985, 3rd-1989
Raymond Floyd (3)	T2-1974, Win-1979, T7-1980
Marty Furgol (3)	7th-1951, 2nd-1954, T7-1955
Jim Gallagher, Jr. (3)	T10-1990, Win-1995, T5-2002
Victor Ghezzi (3)	2nd-1941, 9th-1946, Win-1947
Lou Graham (3)	T10-1972, T2-1973, T4-1976
Donnie Hammond (3)	T6-1988, T10-1990, T6-1994
Dudley Hart (3)	T3-1993, T8-1994, 4th-1999
Billy Horschel (3)	T5-2015, T6-2019, 2nd-2020
Hale Irwin (3)	T10-1972, T8-1977, T2-1994
Don January (3)	T2-1958, T8-1968, T10-1971
Herman Keiser (3)	T7-1940, 2nd-1946, 3rd-1948
Lawson Little (3)	T2-1939, T5-1941, 6th-1942
Dave Marr (3)	T7-1962, T10-1963,5th-1966
Gil Morgan (3)	5th-1977, 5th-1988, T3-1993
Kevin Na (3)	T10-2016, T4-2017, T2-2021
Bill Nary (3)	T3-1947, T7-1948, T3-1954
Bobby Nichols (3)	T9-1966, T2-1968, 6th-1973
Mark O'Meara (3)	T7-1987, Win-1996, T9-1997
Jesper Parnevik (3)	6th-1995, Win-1999, T8-2000
Kenny Perry (3)	T6-1988, T8-1989, T8-2000
Mike Reid (3)	T7-1980, T2-1990, T3-1992
Justin Rose (3)	T6-2005, T5-2009, T10-2021
Scott Simpson (3)	T3-1984, Win-1987, T2-2001
Joey Sindelar (3)	Win-1985, T10-1988, T7-1990
Horton Smith (3)	T7-1938, T5-1939, T10-1942
Ken Still (3)	T8-1969, T2-1973, T6-1975
Jim Tunesa (3)	T5-1947, 3rd-1950, 4th-1956
Orville White (3)	T7-1938, 7th-1945, T6-1946

Mark Wiebe (3)	T10-1988, T8-1989, T6-1993
Craig Wood (3)	2nd-1940, 7th-1941, 5th-1945
Rory Sabbatini (3)	T8-2013, T4-2017, T6-2019
Michael Allen (2)	2nd-2004, T5-2009
Bud Allin (2)	Win-1971, T10-1973
Stephen Ames (2)	T7-2002, T5-2003
Isao Aoki (2)	T2-1985, T3-1986
Ryan Armour (2)	T4-2017, T8-2018
Arjun Atwal (2)	6th-2004, Win-2010
Jerry Barber (2)	T10-1949, T7-1955
Andy Bean (2)	Win-1984, 2nd-1986
Phil Blackmar (2)	T10-1990, T9-1999
Jeff Brehaut (2)	T5-2003, T8-2004
Mark Brooks (2)	Win-1991, 10th-1992
Jackie Burke Jr. (2)	5th-1950, T4-1951
Jonathan Byrd (2)	T3-2002, T5-2003
Tom Byrum (2)	T3-1987, T3-1992
Chad Campbell (2)	T3-2002, T4-2012
Bud Cauley (2)	3rd-2012, T10-2016
Lennie Clements (2)	T10-1990, T8-1998
John Cook (2)	6th-1987, 2nd-1992
Harry Cooper (2)	6th-1938, 9th-1939
Trevor Dodds (2)	Win-1998, 8th-1999
Jason Dufner (2)	T8-2004, T7-2012
Danny Edwards (2)	Win-1977, Win-1982
Steve Elkington (2)	Win-1990, 2nd-1993
Bob Estes (2)	3rd 1998, T8-2013
Rod Funseth (2)	T2-1971, T7-1973
Ed Furgol (2)	T5-1947, T9-1955
Jim Furyk (2)	T10-2016, T4-2018
Sergio Garcia (2)	4th-2009, Win-2012
Leland Gibson (2)	T10-1946, T10-1950
Matt Gogel (2)	3rd-2003, T8-2004
Jason Gore (2)	T7-2007, 2nd-2015
Ken Green (2)	2nd-1988, Win-1989
Jay Haas (2)	T7-1981, T5-2003
Mark Hayes (2)	T10-1976, 2nd-1981
Mike Hill (2)	T10-1974, T10-1976
Scott Hoch (2)	4th-1988, Win-2001
Mike Hulbert (2)	T4-1990, T5-1991
Sungjae Im (2)	T6-2019, T9-2020
Tony Jacklin (2)	T7-1971, T7-1972
Tommy Jacobs (2)	T7-1961, T8-1964
Zach Johnson (2)	T5-2013, T7-2020
Jonathan Kaye (2)	T5-2000, T10-2002
Bill Kerr (2)	T7-1954, 10th-1956
Tom Kite (2)	T3-1992, T7-1997
Billy Kratzert (2)	T2-1980, T5-1985
Ted Kroll (2)	T10-1950, T4-1955
Tom Lehman (2)	5th-1999, T4-2004
Tony Lema (2)	T2-1958, 6th-1965
Stan Leonard (2)	Win-1957, T4-1961
J.L. Lewis (2)	T9-1999, T6-2005
Bobby Locke (2)	T5-1949, 2nd-1952
Sandy Lyle (2)	Win-1986, Win-1988
Jeff Maggert (2)	3rd-1999, T4-2001
Jerry McGee (2)	T10-1972, 3rd-1975
Jack McGowan (2)	T7-1963, T2-1965
Troy Matteson (2)	T6-2006, T10-2012
Phil Mickelson (2)	T9-1997, T6-1998
Larry Nelson (2)	T2-1977, Win-1981
Jack Nicklaus (2)	T7-1962, T4-1964
Frank Nobilo (2)	Win-1997, 5th-1998
Dan Pohl (2)	T7-1981, T5-1985
Chez Reavie (2)	T10-2009, T9-2011
Patrick Reed (2)	Win-2013, T9-2020
Skee Riegel (2)	T7-1952, 5th-1953
Bill Rogers (2)	T7-1981, T5-1982
Bob Rosburg (2)	T5-1954, T4-1955
Paul Runyan (2)	T3-1938, T3-1940
Bob Shearer (2)	T5-1978, T7-1981
Denny Shute (2)	5th-1938, 7th-1939
Tom Sieckmann (2)	T4-1961, 5th-1967
R.H. Sikes (2)	T6-1966, 3rd-1970
J.C. Snead (2)	T3-1972, T7-1974
Kevin Stadler (2)	T7-2007, T2-2009
Paul Stankowski (2)	T6-1999, T10-2002
Earl Stewart (2)	T4-1951, Win-1953
Payne Stewart (2)	T6-1986, T3-1987
Kevin Streelman (2)	T6-2008, T7-2021
Steve Stricker (2)	T7-1995, 3rd-1996
Kevin Sutherland (2)	T10-2002, T5-2009
Hal Sutton (2)	T8-1998, Win-2000
Nick Taylor (2)	T8-2018, T10-2021
Glen Teal (2)	T7-1949, T6-1950
Doug Tewell (2)	T6-1979, T5-1985
Peter Thomson (2)	T5-1959, T7-1961
David Toms (2)	T4-2004, 2nd-2010
Bob Toski (2)	8th-1950, T10-1952
Kirk Triplett (2)	3rd-1997, T6-1999
Howard Twitty (2)	T6-1977, T7-1987
Harold Varner III (2)	T10-2017, T7-2020
Scott Verplank (2)	2nd-1998, T8-2000
Camillo Villegas (2)	T9-2011, Win-2014
Bobby Wadkins (2)	T5-1978, 4th-1979
Bobby Walzel (2)	T9-1979, T7-1981
Nick Watney (2)	T6-2006, T5-2014
Denis Watson (2)	T7-1982, T2-1983
Bert Weaver (2)	T10-1961, T7-1965
Jim Wiechers (2)	T10-1973, T10-1974
Len Woodward (2)	4th-1960, 9th-1961
Joe Zarhardt (2)	T9-1945, T9-1953

John Adams	4th-1995
Skip Alexander	T9-1948
Robert Allenby	4th-2003
Byeong Hun An	3rd-2019
Wally Armstrong	T5-1978
Emlyn Aubrey	4th-1996
Eric Axley	T3-2006
Woody Austin	10th-1996
Al Balding	T7-1958
Briney Baird	T9-2008
Seve Ballesteros	Win-1978
Dave Barr	10th-1989
Herman Barron	T8-1947
Pat Bates	T10-2002
Rex Baxter	7th-1967
George Bayer	T10-1962
Rich Beem	3rd-2008
Deane Beman	T8-1969
Maurice Bembridge	8th-1975
David Berganio, Jr.	T4-2001
Shane Bertsch	T-9, 2008
Al Besselink	5th-1957
Doug Black	T7-1982
Woody Blackburn	4th-1982
Jonas Blixt	T10-2015
Jim Booros	T5-1989
Guy Boros	T7-1995
Michael Bradley	T8-1998
Gay Brewer	T4-1973
Bill Britton	T5-1991
Pete Brown	4th-1971
Scott Brown	T3-2015
Olin Browne	T9-2001
Brad Bryant	T2-1994
Rafa Cabrera Bello	T5-2016
George Cadle	T8-1977
Rex Caldwell	5th-1979
Paul Casey	T3-2015
Dick Chapman	T8-1947
T.C. Chen	T10-1988
Daniel Chopra	T6-2006
Keith Clearwater	T10-1988
Jim Colbert	T8-1977
Bobby Cole	T6-1969
Nicolas Colsaerts	T7-2012
Ben Crane	T8-2004
Bobby Cruickshank	T7-1938
Robert Damron	T4-1997
Marco Dawson	T9-1991
Roberto De Vicenzo	T4-1951
Jay Delsing	T10-1990
Gardner Dickinson	T8-1957
Mike Dietz	T9-1954
Terry Dill	T5-1971
Art Doering	Win-1951
Luke Donald	2nd-2016
Ed Dougherty	T8-1977
Dave Douglas	Win-1952
Doug Dunakey	T5-2000
Billy Dunk	T8-1964

Joe Durant	T6- 2006
Bob Eastwood	T7-1983
Joel Edwards	T8-1994
Ernie Els	T9-1997
Harris English	T10-2012
Matt Every	T5-2013
Forest Fezler	T7-1974
Bruce Fleisher	T4-1974
Steve Flesch	T3-2006
Martin Flores	T7-2017
Brad Fritsch	T8-2014
David Frost	T6-1986
Fred Funk	T6-1998
Tommy Gainey	3rd-2011
Robert Gamez	T7-2002
Buddy Gardner	T3-1984
Brice Garnett	T6-2019
Jim Gauntt	8th-1945
Brian Gay	T6-2018
Brent Geiberger	Win-2004
Bill Glasson	T10-1990
Lucas Glover	7th-2010
Bob Goalby	Win-1958
Bob Goetz	T10-1963
Willie Goggin	T10-1942
Andres Gonzalez	T8-2013
Branden Grace	T2-2021
Adam Hadwin	T10-2021
Bob Hamilton	T5-1948
Phillip Hancock	T7-1983
Chick Harbert	T8-1947
Paul Harney	T8-1967
Brian Harmon	T3-2013
Chandler Harper	T6-1946
E. Harrison	T6-1950
Labron Harris	5th-1965
Morris Hatalsky	T7-1980
Jerry Heard	T10-1971
David Hearn	T8-2018
Jay Hebert	T9-1953
Lionel Hebert	T8-1957
Russell Henley	T9-2020
J.J. Henry	T4-2008
Tim Herron	T6-2005
Dave Hill	5th-1975
Jimmy Hines	4th-1945
Larry Hinson	T8-1970
Gabriel Hjerstedt	T4-2001
Wilf Homenuik	T7-1974
Rudy Horvath	T9-1954
Viktor Hovland	4th-2019
Charles Howell III	T4-2011
John Huh	T3-2013
Ed Humenik	T2-1994
Peter Jacobsen	T2-1995
Freddie Jacobson	T2-2014
Jim Jamieson	6th-1974
Lee Janzen	T6-1993
Brandt Jobe	T3-2005
Howie Johnson	T9-1966
Richard S. Johnson	T8-2004
Al Johnston	6th-1961
Gordon Jones	T8-1964
Grier Jones	4th-1977
Matt Jones	T5-2013
Jerry Kelly	T4-2011
Kyung-Tae Kim	T4-2011
Harold Kneece	T4-1963
John Knight	T8-1956
Kenny Knox	T3-1988
Brooks Koepka	T6-2015
Jason Kokrak	T6-2019

Greg Kraft	6th-2007
Ky Laffoon	T7-1940
Martin Laird	T4-2008
Neal Lancaster	4th-1998
Stan Lee	T10-1976
Justin Leonard	T3-2010
Michael Letzig	T9-2008
Wayne Levi	T7-1996
Steven Liebler	T8-1984
Bob Lohr	5th-1994
Shane Lowry	T7-2017
Ben Loving	T10-1942
Will Mackenzie	T7-2007
Andrew Magee	2nd-2000
John Mahaffey	T4-1974
John Mallinger	T3-2010
Ray Mangrum	T7-1942
Steve Marino	T10-2009
Graham Marsh	T9-1975
Ben Martin	T10-2015
Milon Marusic	T10-1952
Rik Massengale	T6-1977
Hideki Matsuyama	T3-2016
Dick Mayer	T8-1957
Billy Mayfair	T2-2007
Scott McCarron	2nd-2008
Denny McCarthy	T9-2020
Graeme McDowell	T5-2016
William McGirt	T8-2014
George McNeill	2nd-2011
Harold McSpaden	T5-1939
Steve Melnyk	T9-1975
Bob Menne	T6-1976
John Merrick	T10-2012
Dick Metz	T5-1949
Johnny Miller	T6-1975
Jeff Mitchell	6th-1980
Florentino Molina	T5-1978
Orville Moody	T2-1969
John E. Morgan	T5-2003
John Morse	T6-1994
Jodie Mudd	T10-1985
Kel Nagle	3rd-1963
Tommy Nakajima	4th-1983
Jack Newton	T2-1980
Tom Nieporte	T5-1959
Greg Norman	T5-1989
Andy North	T8-1977
Joe Ogilvie	T8-2004
Peter Oosterhuis	T7-1983
Jeff Overton	T2-2007
Ryan Palmer	5th-2006
C.T. Pan	T2-2018
Brendan Pappas	T5-2003
Craig Parry	T3-1992
Jerry Pate	T2-1980
Carl Paulson	T5-2002
Corey Pavin	4th-1985
Eddie Pearce	T6-1976
David Peoples	T8-1984
Tom Pernice, Jr.	7th-2004
Chris Perry	T5-2000
Tim Petrovic	T2-2007
Frank Phillips	T10-1958
Henry Picard	8th-1939
Scott Piercy	T8, 2010
Henry Poe	10th-1941
D.A. Points	T4-2018
Nick Price	T10-1990
Ted Purdy	T8-2004
Brett Quigley	T2-2001
Dave Ragan	T3-1966

Doc Redman	T3-2020
Victor Regalado	T10-1976
Chris Riley	T8-2010
Loren Roberts	T9-1991
Phil Rodgers	T2-1965
John Rollins	T8-2010
Clarence Rose	2nd-1987
Rory Sabbatini	T10-2021
Bill Sander	T7-1987
Gene Sarazen	T10-1940
Gene Sauers	2nd-1991
Herman Scharlau	T9-1954
John Schlee	T8-1967
George Schneiter	T10-1946
Ollie Schniederjans	2nd-2017
Charl Schwartzel	T3-2015
Adam Scott	T2-2021
John Senden	T6-2008
Jack Shields	T8-1951
Dan Sikes	T7-1965
Michael Sim	T3-2010
Tim Simpson	T5-1978
Roger Sloan	T2-2021
Heath Slocum	3rd-2014
Al Smith	T8-1947
Cameron Smith	T7-2017
Chris Smith	3rd-2004
Mike Smith	T8-1994
Ramon Sota	6th-1964
Jordan Spieth	2-2013
Bob Sowards	T9-2008
Steve Spray	4th-1970
Mike Springer	Win-1994
Mike Standly	T7-1997
Brett Stegmaier	T5-2016
Jerry Steelsmith	T10-1962
Henrik Stenson	Win-2017
Curtis Strange	T9-1979
Ron Streck	T10-1983
Glen Stuart	T7-1965
Mike Sullivan	T5-1989
Alan Tapie	T5-1978
Josh Teater	T6-2019
Leonard Thompson	T3-1986
Jimmy Thomson	T7-1942
Brendon Todd	T10-2021
Felice Torza	T10-1950
Ted Tryba	T7-1995
Mike Turnesa	T9-1945
Wally Ulrich	T7-1954
Omar Uresti	T8-2000
Jhonattan Vegas	T8-2014
Johnson Wagner	T5-2016
Duffy Waldorf	2nd-1996
Jimmy Walker	T4-2012
Fred Wampler	2nd-1956
Charles Warren	T3-2005
D.A. Weibring	T7-1982
Richy Werenski	T10-2017
Don Whitt	3rd-1960
Trevor Wilkes	T8-1957
Mark Wilson	T9-2008
Bob Wolcott	T3-1991
Tiger Woods	T10-2015
Kaname Yokoo	T9-2001

--30--

Aaron, Tommy (71.31)

Year	1st	2nd	3rd	4th	Total	Finish	Money
1962	73	74	69	76	292	T27	$315.00
1963	68	69	75	67	279	T10	1,100.00
1964	70	73	75	76	294	T51	
1965	66	75	72	69	282	T11	1,800.00
1967	72	74			146	CUT	
1968	69	70	69	67	275	T11	3,162.50
1969	69	70	69	75	283	T30	819.20
1970	64	69	72	71	276	T5	6,540.00
1971	72	71	67	69	279	T10	4,180.00
1972	71	67	67	67	272	2	22,800.00
1973	70	71	71	68	280	T44	633.50
1974	69	69	69	75	282	T35	1,063.09
1976	76	74			150	CUT	
1977	74	72	70	72	288	T31	1,276.89
1978	74	71	70	71	286	T14	3,840.00
1979	74	79			153	CUT	
1980	77	75			152	CUT	
1981	78	74			152	CUT	
						Total	**$47,530.18**

Abbott, Bryan (73.00)

Year	1st	2nd	3rd	4th	Total	Finish	Money
1976	72	74			146	CUT	
						Total	

Acosta, Jr., Joe (77.50)

Year	1st	2nd	3rd	4th	Total	Finish	Money
1996	75	80			155	CUT	
						Total	

Adamonis, Brad (69.33)

Year	1st	2nd	3rd	4th	Total	Finish	Money
2008	70	69			139	CUT	
2009	69	68	68	72	277	T64	$10,710.00
						Total	**$10,710.00**

Adams, Adam (79.00)

Year	1st	2nd	3rd	4th	Total	Finish	Money
1984	84	74			158	CUT	
						Total	

Adams, Austin (72.00)

Year	1st	2nd	3rd	4th	Total	Finish	Money
1969	72	72			144	CUT	
						Total	

Adams, Blake (68.58)

Year	1st	2nd	3rd	4th	Total	Finish	Money
2010	65	71	69	68	273	T65	$10,455.00
2011	68	65	70	69	272	T30	28,964.00
2012	67	71	67	73	278	T58	11,440.00
						Total	**$50,859.00**

Adams, Buck (72.00)

Year	1st	2nd	3rd	4th	Total	Finish	Money
1970	74	70			144	CUT	
						Total	

Adams, Charles (78.75)

Year	1st	2nd	3rd	4th	Total	Finish	Money
1958	81	79			160	CUT	
1961	74	81			155	CUT	
						Total	

Adams, Charlie (82.50)

Year	1st	2nd	3rd	4th	Total	Finish	Money
1956	83	82			165	W/D	
						Total	

Adams, John (72.50)

Year	1st	2nd	3rd	4th	Total	Finish	Money
1973	74	70			144	CUT	
1980	75	71	76	73	295	T64	$520.00
1981	73	76			149	CUT	
1983	75	73	80	74	302	73	776.00
1986	72	69	73	71	285	T19	6,060.00
1987	74	70	78	72	294	T38	2,520.00
1989	70	75	72	71	288	T15	14,066.67
1990	78	73			151	CUT	
1991	77	71			148	CUT	
1992	74	72			146	CUT	
1993	73	67	77	74	291	T43	4,680.00
1994	69	72	76	73	290	T56	3,330.00
1995	70	66	70	70	276	4	72,000.00
1996	72	73	69	71	285	T23	13,507.50
1997	71	67	70	74	282	T19	22,230.00
1998	71	71	74	73	289	T55	4,928.00
						Total	**$144,618.17**

Adams, Sam (74.21)

Year	1st	2nd	3rd	4th	Total	Finish	Money
1973	70	74			144	CUT	
1974	74	71			145	CUT	
1975	71	74	80	77	302	T73	
1977	78	74			152	CUT	
1978	74	73	75	74	296	T64	$450.00
						Total	**$450.00**

Adams, Yates (78.50)

Year	1st	2nd	3rd	4th	Total	Finish	Money
1965	80	77			157	CUT	
						Total	

Adamson, Bob (73.50)

Year	1st	2nd	3rd	4th	Total	Finish	Money
1960	73	73	72	76	294	T41	
						Total	

Adcock, Mitch (74.50)

Year	1st	2nd	3rd	4th	Total	Finish	Money
1992	73	76			149	CUT	
						Total	

Affrunti, Joe (70.50)

Year	1st	2nd	3rd	4th	Total	Finish	Money
2013	74	70			144	CUT	
2015	71	67			138	CUT	
						Total	

Ahern, Jim (70.00)

Year	1st	2nd	3rd	4th	Total	Finish	Money
1973	69	72	71	68	280	T44	$633.50
						Total	**$633.50**

Aiken, Thomas (67.50)

Year	1st	2nd	3rd	4th	Total	Finish	Money
2016	68	66	69	67	270	T22	$45,665.46
						Total	**$45,665.46**

Alarcon, Rafael (73.00)

Year	1st	2nd	3rd	4th	Total	Finish	Money
1997	73	69	73	77	292	69	$3,838.00
						Total	**$3,838.00**

Albertson, Anders (70.50)

Year	1st	2nd	3rd	4th	Total	Finish	Money
2019	70	71			141	CUT	

Aldridge, Tyler (70.17)

Year	1st	2nd	3rd	4th	Total	Finish	Money
2009	71	68			139	CUT	
2016	70	73			143	CUT	
2017	68	71			139	CUT	
						Total	

Alexander, Chuck (75.00)

Year	1st	2nd	3rd	4th	Total	Finish	Money
1956	76	73	69	74	292	T21	$130.00
1957	78	71	75	80	304	T65	
1958	69	75	77	76	297	T61	
1960	75	74	74	74	297	T50	
1961	77	77			154	CUT	
1962	78	78			156	CUT	
						Total	**$130.00**

Alexander, Skip (73.25)

Year	1st	2nd	3rd	4th	Total	Finish	Money
1939	145	76	71		292	T15	
1948	68	70	73	75	286	T9	$375.00
1949	74	72	75	76	297	38	
1950	69	76	81	72	298	T46	
1952	77	69	75	71	292	T29	
						Total	**$375.00**

Alker, Steven (69.10)

Year	1st	2nd	3rd	4th	Total	Finish	Money
2003	70	68	68	73	279	T22	$39,487.50
2015	68	70			138	CUT	
2017	68	65	71	70	274	T50	13,548.80
						Total	**$53,036.30**

All, Robin (75.50)

Year	1st	2nd	3rd	4th	Total	Finish	Money
1976	81	70			151	CUT	
						Total	

All, Walter (78.50)

Year	1st	2nd	3rd	4th	Total	Finish	Money
1965	81	76			157	CUT	
						Total	

Allan, Steve (72.06)

Year	1st	2nd	3rd	4th	Total	Finish	Money
2001	72	68	72	78	290	T77	$6,475.00
2002	73	72			145	CUT	
2005	72	68	68	72	280	T41	19,000.00
2007	67	72	74	79	292	86	8,400.00
2008	71	72			143	CUT	
2009	72	75			147	CUT	
						Total	**$33,875.00**

Allard, Bob (74.00)

Year	1st	2nd	3rd	4th	Total	Finish	Money
1973	75	73			148	CUT	
						Total	

Allem, Fulton (73.72)

Year	1st	2nd	3rd	4th	Total	Finish	Money
1988	76	69	77	73	295	T79	$1,810.00
1989	75	74			149	CUT	
1990	74	76			150	CUT	
1991	76	77			153	W/D	
1992	72	68	70	75	285	T30	7,594.16
1993	74	74			148	CUT	
1994	74	74			148	CUT	
1995	73	81			154	CUT	
1997	72				72	W/D	
1998	69	74	69	77	289	T55	4,928.00
						Total	**$14,332.16**

Allen, Michael (71.57)

Year	1st	2nd	3rd	4th	Total	Finish	Money
1990	79	77			156	CUT	
1991	75	75			150	CUT	
1993	76	74			150	CUT	
1994	76	76			152	CUT	
2002	70	69	78	71	288	T48	$9,667.20
2004	70	67	68	67	272	2	496,800.00
2005	71	73			144	CUT	
2006	69	71	71	71	282	T31	27,750.00
2007	71	73			144	CUT	
2009	68	65	65	68	266	T5	172,890.00
						Total	**$707,107.20**

Allenby, Robert (70.95)

Year	1st	2nd	3rd	4th	Total	Finish	Money
1999	78	69			147	CUT	
2003	70	70	66	68	274	4	$216,000.00
2004	71	69	73	71	284	T46	13,468.80
2005	70	75			145	CUT	
2012	73	71			144	CUT	
2013	72	73			145	CUT	
2014	66	74			140	CUT	

2015	73	69			142	CUT	
2016	74	66			140	CUT	
						Total	**$229,468.80**

Allin, Bud (71.38)

Year	1st	2nd	3rd	4th	Total	Finish	Money
1971	75	64	67	69	275	1	$38,000.00
1972	79	74			153	CUT	
1973	68	67	71	67	273	T10	5,040.00
1974	69	68	71	70	278	T18	2,754.14
1975	70	76	72	72	290	T27	1,595.00
1980	75	69	71	74	289	T37	1,075.00
1981	74	73	76	75	298	T64	630.00
						Total	**$49,094.14**

Alliss, Peter (71.75)

Year	1st	2nd	3rd	4th	Total	Finish	Money
1967	76	69	71	71	287	T55	
						Total	

Allred, Chub (79.00)

Year	1st	2nd	3rd	4th	Total	Finish	Money
1958	82	76			158	CUT	
						Total	

Allred, Jason (70.50)

Year	1st	2nd	3rd	4th	Total	Finish	Money
2005	73	78			151	CUT	
2008	72	66			138	CUT	
2014	69	66	67	73	275	T47	$14,257.00
						Total	**$14,257.00**

Altgelt, Stanton (77.00)

Year	1st	2nd	3rd	4th	Total	Finish	Money
1978	76	78			154	CUT	
						Total	

Alwin, Mark (73.75)

Year	1st	2nd	3rd	4th	Total	Finish	Money
1977	72	74	75	74	295	T66	$393.75
						Total	**$393.75**

Ames, Stephen (70.60)

Year	1st	2nd	3rd	4th	Total	Finish	Money
1998	71	70	66	78	285	T30	$12,787.50
2000	72	76			148	CUT	
2001	68	70	72	70	280	T24	29,050.00
2002	71	69	72	68	280	T7	118,433.34
2003	64	71	71	69	275	T5	142,392.85
2013	69	75			144	CUT	
						Total	**$302,663.69**

An, Byeong Hun (67.43)

Year	1st	2nd	3rd	4th	Total	Finish	Money
2015	67	69	67	66	269	T18	$63,450.00
2017	71	73			144	CUT	
2019	62	65	66	67	260	3	421,600.00
2021	69	66	68	68	271	T35	34,030.00
						Total	**$519,130.00**

Ancer, Abraham (69.13)

Year	1st	2nd	3rd	4th	Total	Finish	Money
2016	76	72			148	CUT	
2018	64	69	64	71	268	T24	$45,400.00
2019	68	69			137	CUT	
						Total	**$45,400.00**

Anderson, Billy (71.00)

Year	1st	2nd	3rd	4th	Total	Finish	Money
2009	74	68			142	CUT	
						Total	

Anderson, Brad (73.89)

Year	1st	2nd	3rd	4th	Total	Finish	Money
1959	81	70	76	81	308	60	
1960	73	69	75	76	293	T38	
1961	80	75			155	CUT	
1962	75	76	80		231	CUT	
1963	70	72	76	76	294	T51	
1964	71	76	74	71	292	T39	$60.72
1970	73	70	73	72	288	T59	300.00
1971	70	69	77	69	285	T48	366.00
1972	72	69	81	69	291	T72	347.82
1973	77	72			149	CUT	
						Total	**$1,074.54**

Anderson, Chris (76.00)

Year	1st	2nd	3rd	4th	Total	Finish	Money
1985	75	77			152	CUT	
						Total	

Anderson, Chris (70.17)

Year	1st	2nd	3rd	4th	Total	Finish	Money
2003	68	75	68	67	278	T18	$60,750.00
2005	71	72			143	CUT	
						Total	**$60,750.00**

Anderson, JC (71.75)

Year	1st	2nd	3rd	4th	Total	Finish	Money
1991	71	71	71	74	287	T58	$2,762.50
						Total	**$2,762.50**

Anderson, Jeremy (74.50)

Year	1st	2nd	3rd	4th	Total	Finish	Money
2001	73	76			149	CUT	
						Total	

Anderson, Jerry (76.50)

Year	1st	2nd	3rd	4th	Total	Finish	Money
1990	78	78			156	CUT	
1992	76	74			150	CUT	
						Total	

Anderson, Mark (70.20)

Year	1st	2nd	3rd	4th	Total	Finish	Money
2012	72	72			144	CUT	
2017	67	73			140	CUT	
2020	70	72			142	CUT	
2021	66	71	70	69	276	T57	$14,656,00
						Total	**$14,656.00**

Anderson, Max (78.00)

Year	1st	2nd	3rd	4th	Total	Finish	Money
1978	75	81			156	CUT	
						Total	

Andrade, Billy (71.37)

Year	1st	2nd	3rd	4th	Total	Finish	Money
1988	73				73	DQ	
1989	76	74			150	CUT	
1990	75	72	74	74	295	T57	$2,787.50
1991	71	70	74	73	288	T62	2,675.00
1992	74	72			146	CUT	
1993	74	72	68	70	284	T9	40,500.00
1994	71	73	72	73	289	T44	4,062.50
1995	72	68	72	72	284	T29	9,332.14
1996	68	74	67	71	280	T5	68,400.00
1997	72	68	67	69	276	T4	83,600.00
1998	73	69	71	73	286	T38	9,680.00
1999	72	72			144	CUT	
2000	70	72	77	74	293	T62	6,390.00
2001	76	74			150	CUT	
2003	71	69	70	70	280	T30	26,742.86
2004	67	71	72	73	283	T35	20,825.45
2005	69	72	73	74	288	T74	9,550.00
2007	68	71	70	70	279	T57	11,000.00
2008	66	69	67	69	271	T36	25,143.00
2009	73	70			143	CUT	
						Total	**$320,688.45**

Andreason, Dale (73.33)

Year	1st	2nd	3rd	4th	Total	Finish	Money
1949	75	70	75		220	W/D	
						Total	

Angel, J.B. (97.00)

Year	1st	2nd	3rd	4th	Total	Finish	Money
1957	98	96			194	CUT	
						Total	

Annecelli, Joe (85.50)

Year	1st	2nd	3rd	4th	Total	Finish	Money
1957	90	82			172	CUT	
1959	85	85			170	CUT	
						Total	

Annecilli, Joseph (86.50)

Year	1st	2nd	3rd	4th	Total	Finish	Money
1958	90	83			173	CUT	
						Total	

Aoki, Isao (73.00)

Year	1st	2nd	3rd	4th	Total	Finish	Money
1981	71	73	72	72	288	T14	$5,550.00
1982	71	74	76	80	301	T57	666.00
1985	71	69	74	72	286	T2	35,200.00
1986	73	71	69	66	279	T3	29,000.00
1988	72	72	74	76	294	T75	1,870.00
1989	78	80			158	CUT	
						Total	**$72,286.00**

Aphibarnrat, Kiradech (68.40)

Year	1st	2nd	3rd	4th	Total	Finish	Money
2019	64	72	69	68	273	T60	$13,144.00
2020	69	70			139	CUT	
2021	66	68	71	67	272	T37	26,560.00
						Total	**$39,704.00**

Apple, Aubrey (75.91)

Year	1st	2nd	3rd	4th	Total	Finish	Money
1952	77	78	78	78	311	T51	
1953	80	73	81	82	316	73	
1954	76	77	73	73	299	T40	
1955	77	73	78	71	299	55	
1956	72	78	75	80	305	T56	
1957	72	74	71	72	289	T28	$110.00
1961	78	77			155	CUT	
1962	74	75	78		227	CUT	
1965	76	77			153	CUT	
1967	78	75			153	CUT	
1968	74	76			150	CUT	
						Total	**$110.00**

Appleby, Stuart (70.06)

Year	1st	2nd	3rd	4th	Total	Finish	Money
1996	72	69	73	78	292	T67	$3,618.00
1997	70	72	71	69	282	T19	22,230.00
1998	70	69	70	75	284	T23	18,542.86
2001	71	70	68	72	281	T29	21,775.00
2002	70	73	68	71	282	T14	64,600.00
2003	68	70	68	70	276	T12	91,125.00
2009	71	72			143	CUT	
2011	64	67	70	71	272	T30	28,964.00
2012	67	71	69	76	283	T70	10,296.00
2013	66	70	76	66	278	T45	14,855.14
2014	68	69	66	70	273	T38	21,730.00
2016	75	65			140	CUT	
2017	68	68	73		209	T75	10,788.00
2018	69	69			138	CUT	
						Total	**$308,524.00**

Aragon, Alex (71.75)

Year	1st	2nd	3rd	4th	Total	Finish	Money
2006	72	75			147	CUT	
2014	71	69			140	CUT	
						Total	

Arai, Kikuo (74.50)

Year	1st	2nd	3rd	4th	Total	Finish	Money
1986	76	73			149	CUT	
						Total	

Archer, Dan (75.75)

Year	1st	2nd	3rd	4th	Total	Finish	Money
1955	76	73	72	82	303	T59	
						Total	

Archer, George (71.68)

Year	1st	2nd	3rd	4th	Total	Finish	Money
1966	70	71	69	75	285	T28	$700.00
1967	67	64	68	68	267	1	25,000.00
1968	68	71	67	65	271	T2	11,229.17
1969	67	71	66	75	279	T11	3,136.00
1970	66	73	76	71	286	T45	428.57
1971	70	72	69	69	280	T14	3,135.00
1972	70	68	66	68	272	1	40,000.00
1973	74	72			146	CUT	
1974	70	69	72	73	284	T42	707.81
1975	76	73	75	75	299	T67	365.00
1976	71	73			144	CUT	
1977	75	72	73	69	289	T40	822.44
1978	78	75			153	CUT	
1980	70	73	72	70	285	T11	5,125.00
1981	72	75	67	78	292	T28	1,952.14
1982	70	71	79	77	297	T34	1,515.00
1983	74	73	69	75	291	T35	2,060.00
1984	72	73	68	69	282	2	43,200.00
1985	80				80	W/D	
1986	75	70	78	74	297	71	990.00
1988	74	74			148	CUT	
1989	72	76	73	71	292	T42	3,217.50
						Total	**$143,583.63**

Arend, Ernest (74.25)

Year	1st	2nd	3rd	4th	Total	Finish	Money
1956	75	77	72	73	297	T37	
						Total	

Arendell, Connor (70.00)

Year	1st	2nd	3rd	4th	Total	Finish	Money
2021	71	69				CUT	
						Total	

Armour, Ryan (68.13)

Year	1st	2nd	3rd	4th	Total	Finish	Money
2007	73	69			142	CUT	
2008	71	72			143	CUT	
2015	71	73			144	CUT	
2017	66	61	72	64	263	T4	$239,733.34
2018	65	68	67	65	265	T8	174,000.00
2019	64	66	65	72	267	T22	53,044.44
2020	73	64	65	67	269	T25	54,080.00
2021	74	68				CUT	
						Total	**$520,857.78**

Armour, Tommy (72.25)

Year	1st	2nd	3rd	4th	Total	Finish	Money
1938	147	73	69		289	T15	$20.00
						Total	**$20.00**

Armour III, Tommy (72.73)

Year	1st	2nd	3rd	4th	Total	Finish	Money
1988	81				81	W/D	
1990	71	70	76	71	288	T19	$12,409.09
1991	74	74			148	CUT	
1992	72	76			148	CUT	
1993	76	76			152	CUT	
1995	73	78			151	CUT	
1996	74	73			147	CUT	
1997	72	74			146	CUT	
2005	71	70	72	70	283	T56	11,200.00
2007	72	64	69	73	278	T49	12,025.00
2009	69				69	W/D	
						Total	**$35,634.09**

Armstrong, Ty (75.75)

Year	1st	2nd	3rd	4th	Total	Finish	Money
1994	76	77			153	CUT	
1999	74	76			150	CUT	
						Total	

Armstrong, Wally (73.42)

Year	1st	2nd	3rd	4th	Total	Finish	Money
1975	72	76	67	72	287	T16	$3,262.50
1976	74	69	73	74	290	T78	
1978	67	70	74	74	285	T5	6,760.00
1979	75	79			154	CUT	
1980	72	77			149	CUT	
1981	75	75			150	CUT	
1982	77	69	75	75	296	T28	1,995.00
1983	76	75			151	CUT	
						Total	**$12,017.50**

Arnette, Dewey (76.17)

Year	1st	2nd	3rd	4th	Total	Finish	Money
1987	76	82			158	CUT	
1990	71	76	78	74	299	T63	$2,637.50
						Total	**$2,637.50**

Arthur, Perry (77.50)

Year	1st	2nd	3rd	4th	Total	Finish	Money
1987	75	79			154	CUT	
1991	78	78			156	CUT	
						Total	

Ashworth, Bruce (70.50)

Year	1st	2nd	3rd	4th	Total	Finish	Money
1973	69	71	70	72	282	T56	$451.67
						Total	**$451.67**

Atkins, Al (74.73)

Year	1st	2nd	3rd	4th	Total	Finish	Money
1960	75	74	73	74	296	T47	
1961	75	73	71	72	291	T16	$480.00
1962	72	73	75	72	292	T27	315.00
1963	84				84	W/D	
1965	77	81			158	CUT	
						Total	**$795.00**

Atkins, Matt (72.50)

Year	1st	2nd	3rd	4th	Total	Finish	Money
2018	72	73			145	CUT	
						Total	

Atkins, Terry (78.60)

Year	1st	2nd	3rd	4th	Total	Finish	Money
1959	82	83			165	CUT	
1962	78	73	77		228	CUT	
						Total	

Atkins, Wallace (78.50)

Year	1st	2nd	3rd	4th	Total	Finish	Money
1961	79	78			157	CUT	
						Total	

Atwal, Arjun (69.75)

Year	1st	2nd	3rd	4th	Total	Finish	Money
2004	71	70	68	66	275	6	$165,600.00
2006	67	73	72	68	280	T22	46,416.67
2009	73	67			140	CUT	
2010	61	67	65	67	260	1	918,000.00
2011	73	72			145	CUT	
2012	66	69	75	72	282	T66	10,660.00
2013	69	70	78	66	283	71	10,494.00
2014	71	71			142	CUT	
2015	67	73			140	CUT	
2016	75	72			147	CUT	
2017	69	72			141	CUT	
2018	72	66			138	CUT	
2020	68	70			138	CUT	
						Total	**$1,151,170.67**

Aubrey, Emlyn (72.33)

Year	1st	2nd	3rd	4th	Total	Finish	Money
1990	74	73	74	73	294	T55	$2,862.50
1991	75	68	71	73	287	T58	2,762.50
1992	71	76			147	CUT	
1995	72	75			147	CUT	
1996	72	67	68	72	279	4	86,400.00
1997	74	72			146	CUT	
1999	69	69	74	75	287	T44	8,320.00
2000	74	75			149	CUT	
						Total	**$100,345.00**

Augenstein, John (68.00)

Year	1st	2nd	3rd	4th	Total	Finish	Money
2021	68	65	69	70	272	T37	$26,560.00
						Total	**$26,560.00**

Auld, Hampton (75.09)

Year	1st	2nd	3rd	4th	Total	Finish	Money
1959	76	73	75	76	300	T46	
1960	73	73	73	77	296	T47	
1962	74	84			158	CUT	
1963	69	76	79	75	299	T64	
1965	72	71	77	79	299	T68	
1967	75	75			150	CUT	
1969	72	76			148	CUT	
1972	77				77	W/D	
						Total	

Austin, Woody (71.43)

Year	1st	2nd	3rd	4th	Total	Finish	Money
1995	73	75			148	CUT	
1996	71	68	72	71	282	10	$48,600.00
1997	75	72			147	CUT	
1998	75	72			147	CUT	
1999	70	73	69	72	284	T31	15,080.00
2000	77	68			145	CUT	
2001	72	71			143	CUT	
2002	73	72			145	CUT	
2003	72	72			144	CUT	
2010	68	70			138	CUT	
2011	67	70	68	71	276	T59	11,336.00
2013	70	74			144	CUT	
						Total	**$75,016.00**

Axley, Eric (69.72)

Year	1st	2nd	3rd	4th	Total	Finish	Money
2006	68	69	71	67	275	T3	$290,000.00
2007	68	70	69	68	275	T27	34,750.00
2008	67	69	64	72	272	T41	18,870.00
2009	75	74			149	CUT	
2014	70	69			139	CUT	
2015	73	72			145	CUT	
						Total	**$343,620.00**

Aycock, Dugan (77.95)

Year	1st	2nd	3rd	4th	Total	Finish	Money
1940	151	72	72		295	21	$20.00
1952	80	78	79	77	314	55	
1953	80	73	77	76	306	T68	
1954	85	83	78	76	322	69	
1956	81	78	82	81	322	71	
1957	84	80			164	CUT	
1958	76				76	W/D	
1959	80	79			159	CUT	
1961	82	88			170	CUT	
						Total	$20.00

Aye, Mya (74.00)

Year	1st	2nd	3rd	4th	Total	Finish	Money
1968	71	77			148	CUT	
						Total	

Ayers, Jere (77.83)

Year	1st	2nd	3rd	4th	Total	Finish	Money
1962	75	85			160	CUT	
1964	74	79	83	71	307	67	
						Total	

Azinger, Paul (71.88)

Year	1st	2nd	3rd	4th	Total	Finish	Money
1985	75	75			150	CUT	
1990	72	73	73	67	285	T4	$51,666.67
1992	68	69	72	70	279	T3	53,437.50
1993	73	67	70	72	282	T3	78,000.00
2002	71	73	76	74	294	67	7,828.00
2003	73	76			149	CUT	
2005	69	71	66	73	279	T34	24,714.28
2006	79				79	W/D	
						Total	**$215,646.45**

Baddeley, Aaron (70.61)

Year	1st	2nd	3rd	4th	Total	Finish	Money
2001	67	74	66	78	285	T61	$7,490.00
2003	71	71	76	77	295	87	7,470.00
2006	71	70	71	70	282	T31	27,750.00
2010	66	69	68	68	271	T53	11,433.27
2013	75	74			149	CUT	
2014	70	74			144	CUT	
2015	67	72			139	CUT	
2017	69	68	72		209	T75	10,788.00
2018	65	67	66	72	272	T24	45,400.00
2020	73	70			143	CUT	
2021	73	72			145	CUT	
						Total	**$110,331.27**

Bae, Sangmoon (68.57)

Year	1st	2nd	3rd	4th	Total	Finish	Money
2013	68	70	72	69	279	T52	$12,176.75
2014	69	68	66	66	269	T14	92,750.00
2018	67	67	66	72	272	T45	16,515.00
2019	71	69			140	CUT	
						Total	**$121,441.75**

Bailey, Cecil (79.00)

Year	1st	2nd	3rd	4th	Total	Finish	Money
1957	78	80			158	CUT	
						Total	

Baker, Chris (68.38)

Year	1st	2nd	3rd	4th	Total	Finish	Money
2020	71	63	68	65	267	T20	$78,400
2021	67	70	74	69	280	T70	12,992.00
						Total	**$91,392**

Baiocchi, Hugh (71.00)

Year	1st	2nd	3rd	4th	Total	Finish	Money
1974	68	72	74	70	284	T42	$707.81
						Total	**$707.81**

Baird, Briny (69.74)

Year	1st	2nd	3rd	4th	Total	Finish	Money
1999	73	70	73	75	291	T63	$5,460.00
2001	75	67	66	71	279	T19	42,420.00
2002	72	70	75	70	287	T44	12,160.00
2003	69	72	67	68	276	T12	91,125.00
2004	68	74			142	CUT	
2005	70	72			142	CUT	
2006	68	72	71	69	280	T22	46,416.67
2007	70	69	73	72	284	T77	9,100.00
2008	67	68	62	69	266	T9	122,400.00
2009	72	68			140	CUT	
2010	66	68	68	68	270	T49	12,724.50
2011	68	69	68	67	272	T30	28,964.00
						Total	**$370,770.17**

Baird, Butch (71.71)

Year	1st	2nd	3rd	4th	Total	Finish	Money
1963	71	73	74	69	287	T30	$275.00
1966	76	71	78		225	W/D	
1967	72	72	72	73	289	T59	
1968	72	69	72	69	282	T34	773.44
1969	73	71			144	CUT	
1970	71	70	72	75	288	T59	300.00
1973	66	69	70	69	274	T12	3,937.50
1974	72	68	72	73	285	T50	517.78
1976	71	70	67	72	280	T32	1,219.00
1977	70	77	71	71	289	T40	822.44
1979	77				77	W/D	
1980	71	76	76	69	292	T51	588.34
						Total	**$8,433.50**

Baker, Ab (77.25)

Year	1st	2nd	3rd	4th	Total	Finish	Money
1959	77	72	77	83	309	61	
						Total	

Baker, Bobby (77.50)

Year	1st	2nd	3rd	4th	Total	Finish	Money
1979	74	81			155	CUT	
						Total	

Baker, Chris (66.75)

Year	1st	2nd	3rd	4th	Total	Finish	Money
2021	71	63	68	65	267	T20	$78,400.00
						Total	**$78,400.00**

Baker, Newell (81.00)

Year	1st	2nd	3rd	4th	Total	Finish	Money
1952	83	86	80	81	330	59	
1954	83	83	86	79	331	T70	
1956	83	82	76	73	314	69	
1961	82	77			159	CUT	
						Total	

Baker-Finch, Ian (75.33)

Year	1st	2nd	3rd	4th	Total	Finish	Money
1985	73	71	78	77	299	T53	$913.14
1993	78	75			153	CUT	
						Total	**$913.14**

Balding, Al (70.81)

Year	1st	2nd	3rd	4th	Total	Finish	Money
1958	68	68	72	70	278	T7	$700.00
1960	71	70	79	73	293	T38	
1969	71	69	66	73	279	T11	3,136.00
1970	70	69	74	70	283	T34	1,026.00
						Total	**$4,862.00**

Ball, Errie (73.58)

Year	1st	2nd	3rd	4th	Total	Finish	Money
1948	74	72	73	73	292	T27	
1949	76	69	74	75	294	T36	
1950	77	72	77	71	297	T43	
						Total	

Ball, Ted (72.25)

Year	1st	2nd	3rd	4th	Total	Finish	Money
1963	73	68	72	76	289	T36	$143.33
						Total	**$143.33**

Ballesteros, Seve (72.17)

Year	1st	2nd	3rd	4th	Total	Finish	Money
1978	72	75	69	66	282	1	$48,000.00
1979	72	74	74	70	290	T12	4,750.00
1981	76	70	73	75	294	T45	825.75
						Total	**$53,575.75**

Barbarossa, Bob (73.00)

Year	1st	2nd	3rd	4th	Total	Finish	Money
1972	72	70	77		219	DQ	
1973	72	74			146	CUT	
						Total	

Barber, Aaron (73.00)

Year	1st	2nd	3rd	4th	Total	Finish	Money
2003	69	74	76	73	292	T83	$7,785.00
						Total	**$7,785.00**

Barber, Blayne (68.14)

Year	1st	2nd	3rd	4th	Total	Finish	Money
2015	67	71			138	CUT	
2016	67	70	65	66	268	T14	$92,400.00
2017	69	67	71	70	277	T64	12,064.00
2018	68	69	69	65	271	T41	22,800.00
						Total	**$127,264.00**

Barber, Dave (72.50)

Year	1st	2nd	3rd	4th	Total	Finish	Money
1973	72	73			145	CUT	
						Total	

Barber, Jerry (75.41)

Year	1st	2nd	3rd	4th	Total	Finish	Money
1949	73	65	71	73	282	T10	$365.00
1950	75	74	73	79	301	T52	
1951	77	72	72	74	295	T22	
1953	80	69	74	77	300	60	
1954	75	74	77		226	W/D	
1955	67	73	69	69	278	T7	595.00
1965	71	73	77	71	292	T53	
1970	76	67	77	74	294	T72	300.00
1973	72	73			145	CUT	
						Total	**$1,260.00**

Barber, Jim (75.50)

Year	1st	2nd	3rd	4th	Total	Finish	Money
1982	74	77			151	CUT	
						Total	

Barber, Miller (70.87)

Year	1st	2nd	3rd	4th	Total	Finish	Money
1960	74	70	76	73	293	T38	
1962	77	75	76		228	CUT	
1963	71	68	75	70	284	T22	$545.00
1965	71	71	69	70	281	T7	2,275.00
1966	71	73	68	65	277	T3	6,250.00
1967	73	70	70	70	283	T29	843.75
1968	70	67	66	71	274	T8	3,895.83
1969	70				70	W/D	
1970	69	64	72	68	273	2	20,500.00
1971	67	70	69	71	277	T5	7,315.00
1972	66	76	73	69	284	T54	347.83
1973	70	71			141	W/D	
1974	68	69	72	78	287	T62	391.09
1975	73	71	73	73	290	T27	1,595.00
1976	68	67	69	67	271	3	16,330.00
1977	72	71	71	71	285	T14	3,642.50
1979	70	73	74	74	291	T18	2,937.50
1980	74	69	73	71	287	T21	2,600.00
1983	73	69	74	69	285	T10	10,400.00
						Total	**$79,868.50**

Barcelo, Rich (72.17)

Year	1st	2nd	3rd	4th	Total	Finish	Money
2004	70	76			146	CUT	
2007	72	69			141	CUT	
2010	76	70			146	CUT	
						Total	

Bare, Andy (68.50)

Year	1st	2nd	3rd	4th	Total	Finish	Money
2007	70	66	68	70	274	T20	$52,142.86
						Total	**$52,142.86**

Bare, R. (78.50)

Year	1st	2nd	3rd	4th	Total	Finish	Money
1959	74	77	78	85	314	68	
						Total	

Barker, James (76.00)

Year	1st	2nd	3rd	4th	Total	Finish	Money
1972	74	78			152	CUT	
						Total	

Barkovich, Tony (74.50)

Year	1st	2nd	3rd	4th	Total	Finish	Money
1953	76	71	76	75	298	56	
						Total	

Barlow, Craig (71.50)

Year	1st	2nd	3rd	4th	Total	Finish	Money
1998	74	75			149	CUT	
1999	74	73			147	CUT	
2007	68	71	72	68	279	T57	$11,000.00
2010	66	74			140	CUT	
						Total	**$11,000.00**

Barnblatt, Michael (74.00)

Year	1st	2nd	3rd	4th	Total	Finish	Money
1985	74				74	W/D	
						Total	

Barnes, Ed (76.93)

Year	1st	2nd	3rd	4th	Total	Finish	Money
1953	77	73	77	78	305	T66	
1955	71	75	79	82	307	T66	
1956	79	79			158	CUT	

1957	77	75	82	73	307	67	
						Total	

Barnes, Ricky (69.17)

Year	1st	2nd	3rd	4th	Total	Finish	Money
2003	71	74			145	CUT	
2009	70	69			139	CUT	
2012	74	69			143	CUT	
2013	69	69	69	67	274	T20	$57,416.67
2014	66	69	66	70	271	T24	41,008.75
2015	76	66			142	CUT	
2017	69	67	68	65	269	T16	78,735.00
2018	66	70	70	71	277	T70	11,880.00
						Total	**$189,040.42**

Barnum, John (75.00)

Year	1st	2nd	3rd	4th	Total	Finish	Money
1965	75	75			150	CUT	
						Total	

Barr, Dave (72.56)

Year	1st	2nd	3rd	4th	Total	Finish	Money
1980	76	75			151	CUT	
1981	74	76			150	CUT	
1989	71	69	73	73	286	10	$27,000.00
1990	71	76	75	71	293	T47	3,171.88
1991	70	72	71	73	286	T51	2,925.00
1992	74	70	68	75	287	T41	4,375.00
1993	74	79			153	CUT	
1994	72	71	68	74	285	T22	13,521.42
1995	71	68	72	72	283	T25	11,962.50
1996	78	69			147	CUT	
1998	71	75			146	CUT	
						Total	**$62,955.80**

Barr, Jr., Ray (75.17)

Year	1st	2nd	3rd	4th	Total	Finish	Money
1987	75	74	76	75	300	T66	$1,224.00
1989	77	74			151	CUT	
						Total	**$1,224.00**

Barranger, Todd (74.00)

Year	1st	2nd	3rd	4th	Total	Finish	Money
1994	76	71			147	CUT	
2003	74	75			149	CUT	
						Total	

Barrier, Jerry (76.00)

Year	1st	2nd	3rd	4th	Total	Finish	Money
1973	76				76	W/D	
						Total	

Barron, Doug (71.87)

Year	1st	2nd	3rd	4th	Total	Finish	Money
1997	70	67	72	75	284	T29	$11,566.25
1998	73	71			144	CUT	
2001	72				72	W/D	
2003	75	73			148	CUT	
2005	72	73			145	CUT	
2006	68	71	75	71	285	T52	11,542.86
						Total	**$23,109.11**

Barron, Herman (72.38)

Year	1st	2nd	3rd	4th	Total	Finish	Money
1946					286	T12	$167.50
1947					293	T8	450.00
						Total	**$617.50**

Baryla, Chris (70.00)

Year	1st	2nd	3rd	4th	Total	Finish	Money
2011	69	71			140	CUT	
						Total	

Basinger, Buzzy (77.00)

Year	1st	2nd	3rd	4th	Total	Finish	Money
1957	76	78			154	CUT	
						Total	

Batdorff, Bob (75.00)

Year	1st	2nd	3rd	4th	Total	Finish	Money
1965	71	77	75	77	300	70	
						Total	

Bateman, Brian (71.64)

Year	1st	2nd	3rd	4th	Total	Finish	Money
2002	73	78			151	CUT	
2003	73	73			146	CUT	
2005	70	71	67	69	277	T21	$48,357.14
2006	70	76			146	CUT	
2007	70	71			141	CUT	
2009	71	71			142	CUT	
						Total	**$48,357.14**

Bates, Ben (72.14)

Year	1st	2nd	3rd	4th	Total	Finish	Money
1998	71	72	71	70	284	T23	$18,542.86
1999	73	69	74	70	286	T40	10,400.00
2000	73	70	75	76	294	T66	6,120.00
2001	70	76			146	CUT	
						Total	**$35,062.86**

Bates, Pat (72.75)

Year	1st	2nd	3rd	4th	Total	Finish	Money
1993	82	75			157	CUT	
1995	68	77			145	CUT	
2002	71	67	73	70	281	T10	$91,200.00
2003	74	74			148	CUT	
2004	71	71			142	CUT	
						Total	**$91,200.00**

Bates, Sam (72.25)

Year	1st	2nd	3rd	4th	Total	Finish	Money
1942	143	71	75		289	T18	
						Total	

Baucom, Olin (80.00)

Year	1st	2nd	3rd	4th	Total	Finish	Money
1959	78	82			160	CUT	
						Total	

Baxter, Rex (71.65)

Year	1st	2nd	3rd	4th	Total	Finish	Money
1962	68	72	77	73	290	T21	$540.00
1965	72	73	71	70	286	T25	687.50
1966	73	71	75		219	W/D	
1967	73	68	66	69	276	7	4,250.00
1968	73	74			147	CUT	
						Total	**$5,477.50**

Bayer, George (72.39)

Year	1st	2nd	3rd	4th	Total	Finish	Money
1956	73	77	72	74	296	T31	
1962	69	73	71	74	287	T10	$1,016.67
1963	73	72	72	76	293	T48	
1964	67	75	75	75	292	T39	60.71
1965	76	71	73	72	292	T53	
1966	71	70	70	73	284	T21	953.57
1967	73	72	68	70	283	T29	843.75
						Total	**$2,874.70**

Bayha, Max (78.00)

Year	1st	2nd	3rd	4th	Total	Finish	Money
1960	83	73			156	CUT	
						Total	

Bean, Andy (72.57)

Year	1st	2nd	3rd	4th	Total	Finish	Money
1976	72	71	70	71	284	T56	$465.75
1977	67	76	69	74	286	T20	2,266.00
1978	75				75	W/D	
1979	77	74			151	CUT	
1980	70	74	66	75	285	T11	5,125.00
1984	71	67	72	70	280	1	72,000.00
1985	74	74	73	75	296	T37	1,760.00
1986	68	70	72	67	277	2	54,000.00
1988	70	76			146	CUT	
1990	74	78			152	CUT	
1991	75	68	71	70	284	T40	4,875.00
1992	75	75			150	CUT	
1996	76	74			150	CUT	
1997	77	74			151	CUT	
1998	74	73			147	CUT	
1999	72	73			145	CUT	
2000	75	71			146	CUT	
2001	71	73			144	CUT	
2002	77	75			152	CUT	
						Total	**$140,491.75**

Beard, Frank (72.31)

Year	1st	2nd	3rd	4th	Total	Finish	Money
1966	69	71	74	70	284	T21	$953.57
1967	74	70	72	69	285	T44	322.50
1968	72	69	65	72	278	T16	1,993.75
1969	69	69	76	69	283	T30	819.20
1972	74	66	68	71	279	T28	1,450.00
1975	79	74			153	CUT	
1976	73	70	72	76	291	82	
1977	78	71			149	CUT	
1978	71	75	75	74	295	T60	486.00
1979	72	83			155	CUT	
1981	79				79	W/D	
						Total	**$6,025.02**

Beaver, Bill (79.50)

Year	1st	2nd	3rd	4th	Total	Finish	Money
1957	77	82			159	CUT	
						Total	

Beck, Avery (73.51)

Year	1st	2nd	3rd	4th	Total	Finish	Money
1952	73	69	75	74	291	T27	
1953	76	68	79	73	296	T49	
1954	73	73	74	75	295	T27	
1956	78	75	74	72	299	T42	
1957	73	71	69	72	285	T13	$400.00
1958	72	75	74	76	297	T61	
1959	73	72	73	79	297	T41	
1961	71	77	76	73	297	T31	25.00
1962	75	76	74		225	CUT	
1964	74	72	70	73	289	T30	412.50
1965	73	70	74	70	287	T31	575.00
1967	75	75			150	CUT	
						Total	**$1,412.50**

Beck, Chip (72.38)

Year	1st	2nd	3rd	4th	Total	Finish	Money
1979	78	80			158	CUT	
1980	71	77			148	CUT	
1982	72	72	79	83	306	T72	$582.00
1983	71	74	74	70	289	T19	4,208.88
1984	76	73			149	CUT	
1986	72	69	71	69	281	T6	15,125.00
1987	73	71	73	70	287	T7	18,075.00
1988	70	70	72	69	281	T6	32,375.00
1989	74	70	70	74	288	T15	14,066.66
1990	72	72	70	72	286	T7	38,958.33
1991	72	69	69	72	282	T22	13,000.00
1992	69	67	75	68	279	T3	53,437.50
1993	69	74	74	71	288	T27	10,425.00
1994	71	73	71	73	288	T37	6,450.00
1995	71	73			144	CUT	
1996	67	77	72	72	288	T48	4,432.50
1997	72	73			145	CUT	
1998	73	72			145	CUT	
1999	75	75			150	CUT	
2000	78	72			150	CUT	
						Total	**$211,135.87**

Beck, Larry (73.61)

Year	1st	2nd	3rd	4th	Total	Finish	Money
1959	73	68	72	79	292	T30	
1962	78	76			154	CUT	
1964	76	70	73	73	292	T39	$60.71
1965	72	73	77	67	289	T37	362.50

1966	75	72	76	75	298	67	
						Total	**$423.21**

Beck, Rick (76.50)

Year	1st	2nd	3rd	4th	Total	Finish	Money
1978	81	72			153	CUT	
						Total	

Beckman, Cameron (70.41)

Year	1st	2nd	3rd	4th	Total	Finish	Money
1999	68	74	75	74	291	T63	$5,460.00
2000	75	79			154	CUT	
2004	71	67	71	69	278	T16	73,600.00
2005	70	69	70	68	277	T21	48,357.14
2007	68	68	69	72	277	T37	19,016.67
2008	70	69			139	CUT	
2010	67	69	65	70	271	T53	11,433.27
2011	73	69			142	CUT	
2012	73	66	69	74	282	T66	10,660.00
2014	75	67			142	CUT	
						Total	**$168,527.08**

Becknell, Bob (82.00)

Year	1st	2nd	3rd	4th	Total	Finish	Money
1962	78	86			164	CUT	
						Total	

Beem, Rich (69.48)

Year	1st	2nd	3rd	4th	Total	Finish	Money
1999	78	69			147	CUT	
2001	71	65	70	71	277	T12	$68,600.00
2002	72				72	W/D	
2006	69	73	72	70	284	T43	14,900.00
2007	69	69	69	70	277	T37	19,016.67
2008	70	67	63	63	263	3	346,800.00
2009	67	67	68	74	276	63	10,914.00
2011	71	70			141	CUT	
						Total	**$460,230.67**

Begay III, Notah (73.00)

Year	1st	2nd	3rd	4th	Total	Finish	Money
1999	72	70	77	70	289	T54	$5,980.00
2000	74	74			148	CUT	
2003	75	72			147	CUT	
						Total	**$5,980.00**

Beiersdorf, Russell (71.50)

Year	1st	2nd	3rd	4th	Total	Finish	Money
1993	75	71	69	71	286	T20	$16,250.00
						Total	**$16,250.00**

Beley, Frank (77.00)

Year	1st	2nd	3rd	4th	Total	Finish	Money
1960	76	78			154	CUT	
						Total	

Beljan, Carl (75.33)

Year	1st	2nd	3rd	4th	Total	Finish	Money
1948	81	71			152	W/D	
1949	72	76	73	79	300	39	
						Total	

Beljan, Charlie (70.10)

Year	1st	2nd	3rd	4th	Total	Finish	Money
2012	70	70			140	CUT	
2013	69	67	69	69	274	T20	$57,416.66
2014	72	70			142	CUT	
2015	71	74			145	CUT	
						Total	**$57,416.66**

Bell, Brad (74.50)

Year	1st	2nd	3rd	4th	Total	Finish	Money
1991	76	73			149	CUT	
						Total	

Beman, Deane (70.67)

Year	1st	2nd	3rd	4th	Total	Finish	Money
1968	74				74	W/D	
1969	68	69	67	73	277	T8	$4,520.00
1970	75	72			147	CUT	
1971	70	70	72	70	282	T28	1,220.75
1972	67	69	73	71	280	T30	1,252.00
						Total	**$6,992.75**

Bembridge, Maurice (73.13)

Year	1st	2nd	3rd	4th	Total	Finish	Money
1970	77	73			150	CUT	
1975	72	73	70	69	284	8	$6,650.00
1976	81	70			151	CUT	
						Total	**$6,650.00**

Bender, Mike (74.25)

Year	1st	2nd	3rd	4th	Total	Finish	Money
1987	77	72	76	72	297	T54	$1,350.00
						Total	**$1,350.00**

Benepe, Jim (73.60)

Year	1st	2nd	3rd	4th	Total	Finish	Money
1989	71	75	73	76	295	T63	$2,100.00
1990	75	73			148	CUT	
1991	72	69	79	73	293	70	2,500.00
						Total	**$4,600.00**

Bengoechea, Aaron (75.50)

Year	1st	2nd	3rd	4th	Total	Finish	Money
2000	74	68	84	76	302	79	$5,460.00
						Total	**$5,460.00**

Bennett, Bill (81.00)

Year	1st	2nd	3rd	4th	Total	Finish	Money
1957	81	81			162	CUT	
						Total	

Bennett, Grant (85.90)

Year	1st	2nd	3rd	4th	Total	Finish	Money
1952	79	79	75	80	313	54	
1953	76	75	76	81	308	T70	
1954	77	83	78		238	W/D	
						Total	

Benning, Bob (74.00)

Year	1st	2nd	3rd	4th	Total	Finish	Money
1961	78	69	74	75	296	T28	$146.66
						Total	**$146.66**

Berganio, Jr., David (71.33)

Year	1st	2nd	3rd	4th	Total	Finish	Money
1997	71	72	70	72	285	T37	$8,740.00
2001	70	66	68	71	275	T4	131,950.00
2002	74	72			146	CUT	
2020	74	76			150	CUT	
						Total	**$140,690.00**

Berger, Daniel (69.38)

Year	1st	2nd	3rd	4th	Total	Finish	Money
2015	73	71			144	CUT	
2018	70	71			141	CUT	
2019	69	67	67	67	270	T39	$22,940.00
						Total	**$22,940.00**

Bergeron, Jacob (74.00)

Year	1st	2nd	3rd	4th	Total	Finish	Money
2021	71	77			148	CUT	
						Total	

Bergin, Bill (79.50)

Year	1st	2nd	3rd	4th	Total	Finish	Money
1987	81	78			159	CUT	
						Total	

Bernardin, George (74.25)

Year	1st	2nd	3rd	4th	Total	Finish	Money
1956	78	75	75	76	304	T53	
1959	69	73	73	75	290	T23	$150.00
						Total	**$150.00**

Berry, George (75.00)

Year	1st	2nd	3rd	4th	Total	Finish	Money
1955	71	75	79		225	W/D	
						Total	

Berry, Jack (79.50)

Year	1st	2nd	3rd	4th	Total	Finish	Money
1952	79	76	76	78	309	T45	
1956	87	81			168	CUT	
						Total	

Bertoncino, Jim (76.00)

Year	1st	2nd	3rd	4th	Total	Finish	Money
1982	79	73			152	CUT	
						Total	

Bertsch, Shane (70.63)

Year	1st	2nd	3rd	4th	Total	Finish	Money
1996	75	73			148	CUT	
1997	71	74			145	CUT	
2006	74	76			150	CUT	
2008	67	68	67	64	266	T9	$122,400.00
2011	71	68			139	CUT	
2017	75	66			141	CUT	
2018	69	72			141	CUT	
						Total	**$122,400.00**

Besselink, Al (74.76)

Year	1st	2nd	3rd	4th	Total	Finish	Money
1950	74	73	75		222	W/D	
1953	72	69	73	71	285	T15	$195.00
1954	73	72	75		220	W/D	
1956	70	73	70	72	285	T8	520.00
1957	70	69	73	69	281	5	900.00
1960	70	73	72	73	288	T20	290.00
1964	71	73	78	72	294	T51	
1965	77	81			158	CUT	
1966	74	67	69	74	284	T21	953.57
1968	74	76			150	CUT	
						Total	**$2,858.57**

Betley, Bob (75.50)

Year	1st	2nd	3rd	4th	Total	Finish	Money
1980	70	77	78	77	302	T78	$462.50
						Total	**$462.50**

Bettencourt, Matt (69.20)

Year	1st	2nd	3rd	4th	Total	Finish	Money
2009	69	66	71	67	273	T44	$14,218.80
2012	72	70			142	CUT	
2014	67	72			139	CUT	
2015	68	70			138	CUT	
						Total	**$14,218.80**

Bezuidenout, Christian (68.00)

Year	1st	2nd	3rd	4th	Total	Finish	Money
2020	71	64	69	68	272	T37	$29,120
						Total	**$29,120**

Bhatia, Akshay (71.50)

Year	1st	2nd	3rd	4th	Total	Finish	Money
2020	67	74			141	CUT	
2021	72	73			145	CUT	
						Total	

Biagetti, Leo (73.20)

Year	1st	2nd	3rd	4th	Total	Finish	Money
1953	75	76			151	CUT	
1954	77	75	74	72	298	T37	
1955	72	71	68	72	283	T13	$253.33
						Total	**$253.33**

Biancalana, Roy (76.50)

Year	1st	2nd	3rd	4th	Total	Finish	Money
1989	80	73			153	CUT	
						Total	

Bierne, Bob (75.75)

Year	1st	2nd	3rd	4th	Total	Finish	Money
1957	73	72	78	80	303	T63	
						Total	

Biershenk, Tommy (71.00)

Year	1st	2nd	3rd	4th	Total	Finish	Money
2012	74	68			142	CUT	
						Total	

Bies, Don (71.32)

Year	1st	2nd	3rd	4th	Total	Finish	Money
1968	74	68	68	70	280	T24	$1,141.25
1969	72	72			144	CUT	
1970	73	73			146	CUT	
1971	70	74	70	72	286	T55	271.43
1973	70	67	70	68	275	T16	3,255.00
1974	72	68	72	67	279	T22	1,916.90
1975	77	70	72	69	288	T20	2,305.00
1976	68	68	72	70	278	T21	2,185.00
1977	74	75			149	CUT	
1978	74	75			149	CUT	
1979	77	74			151	CUT	
						Total	**$11,074.58**

Bigham, George (72.50)

Year	1st	2nd	3rd	4th	Total	Finish	Money
1956	72	72	72	76	292	T21	$130.00
1957	75	74	67	72	288	T22	155.00
						Total	**$285.00**

Bill, Guy (77.00)

Year	1st	2nd	3rd	4th	Total	Finish	Money
1969	77	77			154	CUT	
						Total	

Bingham, Claude (81.00)

Year	1st	2nd	3rd	4th	Total	Finish	Money
1961	79	78			157	CUT	
1962	84	83			167	CUT	
						Total	

Bisdorf, Bill (75.75)

Year	1st	2nd	3rd	4th	Total	Finish	Money
1957	75	72	83	73	303	T63	
						Total	

Bissegger, Jack (79.50)

Year	1st	2nd	3rd	4th	Total	Finish	Money
1961	83	76			159	CUT	
1962	75	84			159	CUT	
						Total	

Bjerregard, Lucas (69.00)

Year	1st	2nd	3rd	4th	Total	Finish	Money
2019	69	69			138	CUT	

Bjornstad, Henrik (70.50)

Year	1st	2nd	3rd	4th	Total	Finish	Money
2006	68	74	73	69	284	T43	$14,900.00
2010	72	67			139	CUT	
						Total	**$14,900.00**

Black, Bill (82.00)

Year	1st	2nd	3rd	4th	Total	Finish	Money
1957	85	79			164	CUT	
						Total	

Black, Bill (73.50)

Year	1st	2nd	3rd	4th	Total	Finish	Money
1953	76	72	71	75	294	T43	
						Total	

Black, Doug (74.60)

Year	1st	2nd	3rd	4th	Total	Finish	Money
1981	69	78	76	77	300	T71	$591.00
1982	69	70	75	76	290	T7	9,037.50
1983	82	74			156	CUT	
						Total	**$9,628.50**

Black, Ronnie (72.87)

Year	1st	2nd	3rd	4th	Total	Finish	Money
1982	75	74			149	CUT	
1983	75	73	72	78	298	T65	$824.00
1984	72	75	72	72	291	T35	1,930.00
1985	75	75			150	CUT	
1986	72	75			147	CUT	
1988	73	70	70	70	283	T15	17,000.00
1989	70	73	73	77	293	T50	2,348.89
1990	73	73	76	74	296	T61	2,712.50
1991	74	75			149	CUT	
1992	70	69	72	72	283	T20	13,035.71
1993	72	73	72	76	293	T61	3,195.00
1994	74	79			153	CUT	
1995	68	70	78	74	290	T56	3,360.00
1996	74	69	70	73	286	T35	8,130.00
1998	71	69	73	72	285	T30	12,787.50
2001	71	72			143	CUT	
2002	73	73			146	CUT	
						Total	**$65,323.60**

Blackburn, Mike (76.50)

Year	1st	2nd	3rd	4th	Total	Finish	Money
1988	76	77			153	CUT	
						Total	

Blackburn, Woody (74.68)

Year	1st	2nd	3rd	4th	Total	Finish	Money
1977	72	79			151	CUT	
1978	70	77	70	78	295	T60	$486.00
1980	77	79			156	CUT	
1981	76	80			156	CUT	
1982	70	70	75	73	288	4	14,400.00
1983	72	76	73	74	295	T54	920.00
1984	76	74			150	CUT	
1985	71	75	77	77	300	T60	848.00
1986	76	73			149	CUT	
1987	79	72			151	CUT	
						Total	**$16,654.00**

Blackmar, Phil (72.65)

Year	1st	2nd	3rd	4th	Total	Finish	Money
1985	70	74	68	81	293	T22	$3,713.33
1988	73	75			148	CUT	
1989	74	78			152	CUT	
1990	70	71	74	72	287	T10	25,138.89
1991	75	75			150	CUT	
1992	67	66	78	71	282	T11	23,333.33
1993	74	77			151	CUT	
1994	71	80			151	CUT	
1995	68	73	73	74	288	T51	3,577.50
1996	74	79			153	CUT	
1997	71	71	73	69	284	T29	11,566.25
1999	71	69	70	68	278	T9	70,200.00
2000	74	67	75	73	289	T42	10,800.00
						Total	**$148,329.30**

Blair, Horace (78.22)

Year	1st	2nd	3rd	4th	Total	Finish	Money
1952	75	80	80	74	309	T45	amateur
1956	79				79	W/D	
1957	75	77	82	82	316	70	amateur
						Total	

Blair, James (80.50)

Year	1st	2nd	3rd	4th	Total	Finish	Money
1984	76	85			161	CUT	
						Total	

Blair, Zac (70.00)

Year	1st	2nd	3rd	4th	Total	Finish	Money
2015	69	73			142	CUT	
2017	69	68	73		210	T80	$10,324.00
2018	67	73			140	CUT	
2020	69	69			138	CUT	
						Total	**$10,324.00**

Blake, Jay Don (73.08)

Year	1st	2nd	3rd	4th	Total	Finish	Money
1987	84	75			159	CUT	
1989	77	73			150	CUT	
1990	74	70	70	76	290	T33	$6,604.16
1992	74	72			146	CUT	
1995	71	71	70	71	283	T25	11,962.50
1996	68	75	75	70	288	T48	4,432.50
1997	74	72			146	CUT	
1998	73	73			146	CUT	
1999	73	72			145	CUT	
2003	73	74			147	CUT	
						Total	**$22,999.16**

Blancas, Homero (73.43)

Year	1st	2nd	3rd	4th	Total	Finish	Money
1967	73	69	76	74	292	T67	
1969	73	74			147	CUT	
1973	75				75	W/D	
						Total	

Blanks, Kris (69.08)

Year	1st	2nd	3rd	4th	Total	Finish	Money
2009	74	62	71		207	T71	$9,792.00
2010	69	68	69	70	276	T75	9,639.00
2011	69	65	69	70	273	T40	19,240.00
2018	72	70			142	CUT	
						Total	**$38,671.00**

Blanton, Bill (74.00)

Year	1st	2nd	3rd	4th	Total	Finish	Money
1959	75	71	69	76	291	T28	$115.00
1960	74	74	74	79	301	T66	
						Total	**$115.00**

Blatnak, Steve (76.33)

Year	1st	2nd	3rd	4th	Total	Finish	Money
1951	75	74	80		229	W/D	
						Total	

Blaum, Ryan (70.07)

Year	1st	2nd	3rd	4th	Total	Finish	Money
2007	71	68	72	74	285	82	$8,800.00
2009	67	72			139	CUT	
2017	72	70			142	CUT	
2018	67	66	69	72	274	T57	13,140.00
2019	70	71			141	CUT	
						Total	**$21,940.00**

Blixt, Jonas (68.55)

Year	1st	2nd	3rd	4th	Total	Finish	Money
2012	72	67	67	71	277	T55	$11,856.00
2015	65	70	62	70	267	T10	129,600.00
2016	69	67	67	68	271	T33	27,751.11
2017	68	70			138	CUT	
2018	69	68	67	66	270	T36	28,260.00
2019	70	67				CUT	
2021	77	71			148	CUT	
						Total	**$197,467.11**

Blocker, Chris (71.75)

Year	1st	2nd	3rd	4th	Total	Finish	Money
1974	69	72	72	74	287	T62	$391.09
						Total	**$391.09**

Blomquist, Ralph (72.50)

Year	1st	2nd	3rd	4th	Total	Finish	Money
1946					289	T23	
1954	76	73	72	70	291	T12	$210.00
						Total	**$210.00**

Boatwright, P. (73.25)

Year	1st	2nd	3rd	4th	Total	Finish	Money
1950	74	71	75	73	293	T32	
						Total	

Bohen, Marty (69.75)

Year	1st	2nd	3rd	4th	Total	Finish	Money
1973	69	67	70	73	279	T37	$903.00
						Total	**$903.00**

Bohn, Jason (69.00)

Year	1st	2nd	3rd	4th	Total	Finish	Money
2004	70	70	71	71	282	T27	$31,970.00
2005	71	65	65	70	271	T3	260,000.00
2006	69	69	70	66	274	2	540,000.00
2009	68	68	66	62	264	T2	448,800.00
2011	65	68	67	69	269	T12	101,920.00
2012	70	72			142	CUT	
2013	73	70			143	CUT	
2016	72	70			142	CUT	
2017	68	77			145	CUT	
2018	71	67			138	CUT	
						Total	**$1,382,690.00**

Bolesta, George (74.00)

Year	1st	2nd	3rd	4th	Total	Finish	Money
1948	74	73	76	73	296	T41	
						Total	

Bolli, Justin (69.29)

Year	1st	2nd	3rd	4th	Total	Finish	Money
2005	69	72	69	72	282	T51	$11,840.00
2008	68	66	68	65	267	T15	81,600.00
2013	75	74			149	CUT	
2014	67	68	67	70	272	T32	29,326.66
						Total	**$122,766.66**

Bolling, Charles (74.17)

Year	1st	2nd	3rd	4th	Total	Finish	Money
1984	80	77			157	CUT	
1985	74	76			150	CUT	
1986	72	73	73	71	289	T43	$1,461.00
1987	72	73	75	74	294	T38	2,520.00
						Total	**$3,981.00**

Bollman, David (71.75)

Year	1st	2nd	3rd	4th	Total	Finish	Money
1970	72	68	74	73	287	T52	$300.00
						Total	**$300.00**

Bolt, Tommy (71.88)

Year	1st	2nd	3rd	4th	Total	Finish	Money
1950	72	74	72	73	291	T22	
1953	75	65	77	73	290	T28	
1956	75	71	70	71	287	T11	$298.00
1958	68	74	71	69	282	T16	250.00
						Total	**$548.00**

Bondeson, Paul (74.38)

Year	1st	2nd	3rd	4th	Total	Finish	Money
1962	74	76	71	74	295	39	$110.00
1967	77	75			152	CUT	
1968	70	78			148	CUT	
						Total	**$110.00**

Bone, Gene (72.00)

Year	1st	2nd	3rd	4th	Total	Finish	Money
1958	68	71	78	71	288	T33	
						Total	

Booker, Eric (72.38)

Year	1st	2nd	3rd	4th	Total	Finish	Money
1999	72	71	71	73	287	T44	$8,320.00
2000	72	70	76	74	292	T56	6,690.00
						Total	**$15,010.00**

Booros, Jim (72.69)

Year	1st	2nd	3rd	4th	Total	Finish	Money
1982	76	70	71	80	297	T34	$1,515.00
1988	73	76			149	CUT	
1989	69	70	72	72	283	T5	36,500.00
1990	75	76			151	CUT	
1991	72	70	73	68	283	T25	7,891.67
						Total	**$45,906.67**

Borchert, Matthew (70.00)

Year	1st	2nd	3rd	4th	Total	Finish	Money
2009	69	68	73		210	T86	$8,619.00
						Total	**$8,619.00**

Boros, Guy (71.50)

Year	1st	2nd	3rd	4th	Total	Finish	Money
1994	71	73	69	71	284	T15	$22,500.00
1995	73	67	70	69	279	T7	43,650.00
1996	67	72	72	74	285	T23	13,507.50
1997	72	66	73	74	285	T37	8,740.00
1998	73	70	73	77	293	T74	4,202.00
2004	70	70	75	73	288	T62	9,844.00
2007	72	73			145	CUT	
						Total	**$102,443.50**

Boros, Julius (70.45)

Year	1st	2nd	3rd	4th	Total	Finish	Money
1952	70	71	69	71	281	T7	$460.00
1953	73	69	69	69	280	7	520.00
1954	68	72	73	78	291	T12	210.00
1955	68	67	69	70	274	T2	1,335.00
1957	70	65	71	74	280	T3	1,100.00
1958	71	71	70	70	282	T16	250.00
1959	74	72	74		220	W/D	
1960	70	72	73	73	288	T20	290.00
1961	78	72	71		221	W/D	
1962	67	76	69	75	287	T10	1,016.67
1963	70	71	70	71	282	T18	700.00
1964	68	70	73	66	277	1	6,600.00
1965	71	74	72	69	286	T25	687.50
1966	71	68	71	71	281	T11	2,300.00
1967	69	68	71	71	279	T12	2,400.00
1968	65	73	67	70	275	T11	3,162.50
1969	67	71	67	69	274	T2	12,373.33
1970	72	67	74	67	280	T16	2,184.00
1971	71	70	69	72	282	T28	1,220.00
1972	66	69	68	72	275	T7	5,900.00
						Total	**$42,709.00**

Borthwick, Dick (76.00)

Year	1st	2nd	3rd	4th	Total	Finish	Money
1950	75	74	81	74	304	56	
						Total	

Botts, Rafe (73.50)

Year	1st	2nd	3rd	4th	Total	Finish	Money
1965	78	74			152	CUT	
1970	70	73	72	74	289	63	$300.00
						Total	**$300.00**

Boutell, George (78.00)

Year	1st	2nd	3rd	4th	Total	Finish	Money
1968	78				78	W/D	
						Total	

Bouty, Ray (75.67)

Year	1st	2nd	3rd	4th	Total	Finish	Money
1958	76	73	74	75	298	T63	
1960	78	78			156	CUT	
						Total	

Bowden, Craig (72.17)

Year	1st	2nd	3rd	4th	Total	Finish	Money
1997	75	72			147	CUT	
2000	77	74			151	CUT	
2004	75	76			151	CUT	
2007	70	69	68	69	276	T33	$27,625.00
2010	72	69			141	CUT	
						Total	**$27,625.00**

Bowditch, Steven (70.50)

Year	1st	2nd	3rd	4th	Total	Finish	Money
2006	70	75			145	CUT	
2011	70	71			141	CUT	
2012	69	72			141	CUT	
2013	71	66	72	67	276	T29	$32,263.75
2014	66	70	70	71	277	T57	11,660.00
2016	78	75			153	CUT	
2017	68	66	73	70	277	T64	12,064.00
						Total	**$55,987.75**

Bowles, Charlie (78.50)

Year	1st	2nd	3rd	4th	Total	Finish	Money
1989	80	77			157	CUT	
						Total	

Bowman, Steve (74.50)

Year	1st	2nd	3rd	4th	Total	Finish	Money
1986	75	74			149	CUT	
						Total	

Boyd, Bob (74.94)

Year	1st	2nd	3rd	4th	Total	Finish	Money
1983	78	77			155	CUT	
1984	73	76			149	CUT	
1985	72	79			151	CUT	
1987	74	79			153	CUT	
1988	77	77			154	CUT	
1994	77	74			151	CUT	
1995	69	72	72	73	286	T41	$5,400.00
						Total	**$5,400.00**

Boyd, Michael (72.50)

Year	1st	2nd	3rd	4th	Total	Finish	Money
2007	68	77			145	CUT	
						Total	

Boynton, Frank (71.50)

Year	1st	2nd	3rd	4th	Total	Finish	Money
1962	70	73	70	77	290	T21	$540.00
1969	69	69	71	73	282	T22	1,334.00
						Total	**$1,874.00**

Bozzelli, Dominic (69.00)

Year	1st	2nd	3rd	4th	Total	Finish	Money
2018	68	71			139	CUT	
2019	68	69			137	CUT	
						Total	

Bozzuto, Phil (82.00)

Year	1st	2nd	3rd	4th	Total	Finish	Money
1962	81	83			164	CUT	
						Total	

Brackett, Maurice (76.67)

Year	1st	2nd	3rd	4th	Total	Finish	Money
1957	74	72	77	79	302	T61	
1958	77	81			158	CUT	
						Total	

Bradley, Jackson (74.25)

Year	1st	2nd	3rd	4th	Total	Finish	Money
1950	77	72	72	76	297	T43	
						Total	

Bradley, Keegan (68.25)

Year	1st	2nd	3rd	4th	Total	Finish	Money
2016	70	67	66	70	273	T46	$14,976.00
2017	68	68	67	70	273	T42	18.661.50
						Total	**$33,637.50**

Bradley, Michael (71.42)

Year	1st	2nd	3rd	4th	Total	Finish	Money
1994	72	74			146	CUT	
1995	69	74	72	69	284	T29	$9,332.15
1996	74				74	W/D	
1997	76	71			147	CUT	
1998	69	71	72	69	281	T8	63,800.00
1999	72	75			147	CUT	
2000	70	77			147	CUT	
2007	69	70	68	72	279	T57	11,000.00
2008	70	69			139	CUT	
2009	71	68			139	CUT	
2010	71	69			140	CUT	

2011	68	76			144	CUT	
2012	69	71			140	CUT	
2013	76	74			150	CUT	
						Total	**$84,132.15**

Bradley, Monte (75.50)

Year	1st	2nd	3rd	4th	Total	Finish	Money
1960	75	76			151	CUT	
						Total	

Brady, Pat (77.71)

Year	1st	2nd	3rd	4th	Total	Finish	Money
1956	78	74	79	78	309	65	
1957	80	76			156	CUT	
1958	75	78	77	76	306	71	
1959	81	82			163	CUT	
1962	75	79			154	CUT	
						Total	

Bramlett, Joseph (69.38)

Year	1st	2nd	3rd	4th	Total	Finish	Money
2011	69	67	70	71	277	T64	$10,972.00
2020	68	71			139	CUT	
2021	72	67			139	CUT	
						Total	**$10,972.00**

Brannan, Michael (75.00)

Year	1st	2nd	3rd	4th	Total	Finish	Money
1979	76	74			150	CUT	
1980	71	72	81	73	297	74	$480.00
1982	77	76			153	CUT	
						Total	**$480.00**

Branshaw, David (72.25)

Year	1st	2nd	3rd	4th	Total	Finish	Money
2004	69	77			146	CUT	
2006	68	74	71	72	285	T52	$11,542.86
2007	75	72			147	CUT	
						Total	**$11,542.86**

Brask, Bill (71.75)

Year	1st	2nd	3rd	4th	Total	Finish	Money
1970	68	72	74	73	287	T52	$300.00
						Total	**$300.00**

Bratton, Alan (74.00)

Year	1st	2nd	3rd	4th	Total	Finish	Money
1999	76	72			148	CUT	
						Total	

Brehaut, Jeff (70.54)

Year	1st	2nd	3rd	4th	Total	Finish	Money
1999	74	70			144	CUT	
2001	69	71	74	71	285	T61	$7,490.00
2002	78	72			150	CUT	
2003	69	70	68	68	275	T5	142,392.86
2004	68	66	73	70	277	T8	110,975.00
2005	73	71			144	CUT	
2006	68	70	71	73	282	T31	27,750.00
2007	71	66	67	73	277	T37	19,016.66
						Total	**$307,624.52**

Brehm, Ryan (68.13)

Year	1st	2nd	3rd	4th	Total	Finish	Money
2017	68	69	70	67	274	T50	$13,548.80
2020	64	69	72	66	271	T31	37,440.00
2021	67	74			141	CUT	
						Total	**$50,986.80**

Brewer, Gay (71.36)

Year	1st	2nd	3rd	4th	Total	Finish	Money
1959	76	71	72	76	295	T36	
1960	71	70	69	76	286	T14	$510.00
1964	76	71	71	68	286	T13	845.00
1972	71	67	73	70	281	T35	965.00
1973	68	68	70	64	270	T4	9,240.00
1974	69	68	69	73	279	T22	1,916.89
1975	77	75			152	CUT	
1976	66	75	66	70	277	T16	3,220.00
1977	74	73	72	73	292	T57	499.50
1978	75	76			151	CUT	
						Total	**$17,196.39**

Brewer, Sam (78.00)

Year	1st	2nd	3rd	4th	Total	Finish	Money
1980	77	79			156	CUT	
						Total	

Briggs, Danny (72.44)

Year	1st	2nd	3rd	4th	Total	Finish	Money
1986	71	73	72	75	291	T57	$1,115.00
1995	74	70			144	CUT	
1999	70	72	71	73	286	T40	10,400.00
2000	75	74			149	CUT	
2004	70	73			143	CUT	
2005	75	71			146	CUT	
						Total	**$11,515.00**

Briggs, Gene (75.50)

Year	1st	2nd	3rd	4th	Total	Finish	Money
1961	80	78			158	CUT	
1962	80	74			154	CUT	
1963	80	65	71	78	294	T51	
1965	73	76			149	CUT	
1967	73	78			151	CUT	
						Total	

Briggs, MacK (74.60)

Year	1st	2nd	3rd	4th	Total	Finish	Money
1959	73	73	71	78	295	T36	
1961	72	73	73	75	293	T21	$345.00
1962	82	76			158	CUT	
						Total	**$345.00**

Briggs, Wade (75.25)

Year	1st	2nd	3rd	4th	Total	Finish	Money
1962	71	77	75	78	301	T63	
						Total	

Bright, Mike (74.33)

Year	1st	2nd	3rd	4th	Total	Finish	Money
1984	73	72	76	70	291	T35	$1,930.00
1985	77	78			155	CUT	
						Total	**$1,930.00**

Brigman, D.J. (71.75)

Year	1st	2nd	3rd	4th	Total	Finish	Money
2004	67	74	77	67	285	T51	$11,009.34
2005	76	75			151	CUT	
2007	74	66			140	CUT	
2011	66	69	75	75	285	T72	10,140.00
						Total	**$21,149.34**

Brisky, Mike (73.21)

Year	1st	2nd	3rd	4th	Total	Finish	Money
1995	73	73			146	CUT	
1996	74	72	74	76	296	T77	$3,330.00
1997	69	73	74	71	287	T45	5,719.00
1998	73	79			152	CUT	
1999	72	72			144	CUT	
						Total	**$9,049.00**

Britton, Bill (73.22)

Year	1st	2nd	3rd	4th	Total	Finish	Money
1981	75	75			150	CUT	
1982	78	75			153	CUT	
1983	79	80			159	CUT	
1984	74	72	70	81	297	T65	$836.00
1987	71	76	76	73	296	T49	1,480.80
1990	74	72	72	70	288	T19	12,409.09
1991	70	70	69	68	277	T5	43,906.25
1992	67	73	71	71	282	T11	23,333.33
1993	77	72			149	CUT	
1994	72	74			146	CUT	
1995	71	75			146	CUT	
						Total	**$81,965.47**

Broadaway, Josh (77.00)

Year	1st	2nd	3rd	4th	Total	Finish	Money
2016	74	80			154	CUT	
						Total	

Brodie, John (76.17)

Year	1st	2nd	3rd	4th	Total	Finish	Money
1960	73	75	72	80	300	T63	
1961	78	79			157	CUT	
						Total	

Brodie, Steve (72.00)

Year	1st	2nd	3rd	4th	Total	Finish	Money
1994	72	73	74	69	288	T37	$6,450.00
						Total	**$6,450.00**

Brooks, Al (76.50)

Year	1st	2nd	3rd	4th	Total	Finish	Money
1977	77	76			153	CUT	
						Total	

Brooks, Fred (81.50)

Year	1st	2nd	3rd	4th	Total	Finish	Money
1956	81	82			163	CUT	
						Total	

Brooks, Mark (71.59)

Year	1st	2nd	3rd	4th	Total	Finish	Money
1984	80	70			150	CUT	
1985	72	72	73	74	291	T17	$6,000.00
1986	74	67	74	74	289	T43	1,461.00
1987	72	72	75	76	295	T44	1,864.80
1990	75	72	75	72	294	T55	2,862.50
1991	71	70	70	64	275	1	225,000.00
1992	68	71	71	71	281	10	33,750.00
1993	76	68	69	72	285	T12	26,812.50
1994	68	74	69	75	286	T29	9,975.00
1996	71	68	76	70	285	T23	13,507.50
2003	71	72	73	68	284	T57	10,035.00
2004	70	73			143	CUT	
2005	74	78			152	CUT	
2006	73	75			148	CUT	
2007	71	70			141	CUT	
2008	68	66	68	68	270	T30	32,427.50
2010	72	68			140	CUT	
						Total	**$363,695.80**

Brooks, Michael (80.00)

Year	1st	2nd	3rd	4th	Total	Finish	Money
1996	81	79			160	CUT	
						Total	

Brosch, Al (73.00)

Year	1st	2nd	3rd	4th	Total	Finish	Money
1951	75	72	72	73	292	T11	$285.00
						Total	**$285.00**

Brown, Billy Ray (74.20)

Year	1st	2nd	3rd	4th	Total	Finish	Money
1989	72	73	76	71	292	T42	$3,217.50
1991	71	70	72	69	282	T22	13,000.00
1993	77	73			150	CUT	
1994	85				85	W/D	
1995	72	70	70	74	286	T41	5,400.00
1996	74	67	79	71	291	T63	3,798.00
1997	76	72			148	CUT	
2000	75	76			151	CUT	
2001	83	87			170	CUT	
						Total	**$25,415.50**

Brown, Cliff (75.18)

Year	1st	2nd	3rd	4th	Total	Finish	Money
1965	78	76			154	CUT	
1967	72	73	71	77	293	69	
1968	71	73	79	77	300	71	
1969	80				80	W/D	
						Total	

Brown, Francis (79.00)

Year	1st	2nd	3rd	4th	Total	Finish	Money
1959	78	80			158	CUT	
						Total	

Brown, Howard (74.00)

Year	1st	2nd	3rd	4th	Total	Finish	Money
1963	76	70	74	76	296	T57	
						Total	

Brown, Ken (77.50)

Year	1st	2nd	3rd	4th	Total	Finish	Money
1985	79	76			155	CUT	
						Total	

Brown, Lewis (75.50)

Year	1st	2nd	3rd	4th	Total	Finish	Money
1989	72	79			151	CUT	
						Total	

Brown, Louis (77.00)

Year	1st	2nd	3rd	4th	Total	Finish	Money
1990	79	75			154	CUT	
						Total	

Brown, Pete (72.44)

Year	1st	2nd	3rd	4th	Total	Finish	Money
1963	72	71	75	76	294	T51	
1964	76	70	75	71	292	T39	$60.72
1965	75	78			153	CUT	
1966	74	72	72	73	291	T51	
1967	70	72	72	69	283	T29	843.75
1970	66	71	76	72	285	T42	648.00
1971	68	69	70	69	276	4	8,930.00
1972	71	71	70	81	293	75	347.82
1978	76	75			151	CUT	
						Total	**$10,830.29**

Brown, Scott (68.39)

Year	1st	2nd	3rd	4th	Total	Finish	Money
2012	75	68			143	CUT	
2014	72	67			139	CUT	
2015	66	65	66	68	265	T3	$280,800.00
2016	68	68	70	65	271	T33	27,751.11
2017	71	67			138	CUT	
2018	68	65	70	71	274	T57	13,140.00
2019	67	68	68	70	273	T60	13,144.00
2020	66	71	68	68	273	T42	20,416.00
2021	69	70			139	CUT	
						Total	**$355,251.11**

Brown, Ted (71.50)

Year	1st	2nd	3rd	4th	Total	Finish	Money
2015	69	74			143	CUT	
						Total	

Browne, Olin (71.36)

Year	1st	2nd	3rd	4th	Total	Finish	Money
1992	73	76			149	CUT	
1996	78	70			148	CUT	
1997	74	75			149	CUT	
1999	75	71			146	CUT	
2000	71	68	77	76	292	T56	$6,690.00
2001	71	67	69	69	276	T9	94,500.00
2002	77	69			146	CUT	
2003	72	70	68	75	285	T61	9,495.00
2005	68	72	65	71	276	T17	72,500.00
2006	70	69	70	71	280	T22	46,416.67
2007	70	68	75	71	284	T77	9,100.00
2008	70	68			138	CUT	
						Total	**$238,701.67**

Brownlee, Dave (79.00)

Year	1st	2nd	3rd	4th	Total	Finish	Money
1978	80	78			158	CUT	
						Total	

Bruckner, Greg (75.50)

Year	1st	2nd	3rd	4th	Total	Finish	Money
1990	76	76			152	CUT	
1991	74	76			150	CUT	
						Total	

Bruno, Bob (72.00)

Year	1st	2nd	3rd	4th	Total	Finish	Money
1962	69	74	72	73	288	T13	$806.00
						Total	**$806.00**

Bryan, Wesley (69.75)

Year	1st	2nd	3rd	4th	Total	Finish	Money
2016	70	72			142	CUT	
2018	68	77			145	CUT	
2020	65	70	70	66	271	T31	$37,440.00
						Total	**$37,440.00**

Bryant, Bart (72.86)

Year	1st	2nd	3rd	4th	Total	Finish	Money
1991	75	75			150	CUT	
1995	70	74			144	CUT	
1996	72	75			147	CUT	
2000	72	72	72	75	291	T53	$6,980.00
2002	72	68	73	75	288	T48	9,667.20
						Total	**$16,647.20**

Bryant, Bob (75.80)

Year	1st	2nd	3rd	4th	Total	Finish	Money
1959	75	76	79	92	322	69	
1960	75	71	69	84	299	T59	
1963	80	71	72	79	302	T66	
1964	74	73	78	75	300	65	
1968	71	75			146	CUT	
1973	72	75			147	CUT	
						Total	

Bryant, Brad (73.00)

Year	1st	2nd	3rd	4th	Total	Finish	Money
1979	74	74	74	80	302	73	$485.00
1980	72	74	74	70	290	T44	777.00
1981	74	77			151	CUT	
1982	71	76			147	CUT	
1983	76	77			153	CUT	
1984	75	71	74	73	293	T48	1,032.00
1986	76	73			149	CUT	
1989	76	73			149	CUT	
1991	74	72			146	CUT	
1992	69	69	79	73	290	T59	2,712.50
1993	71	75	74	74	294	T67	3,045.00
1994	68	71	68	71	278	T2	112,000.00
1995	69	66	72	76	283	T25	11,962.50
1997	71	66	74	76	287	T45	5,719.00
						Total	**$137,733.00**

Bryant, Gabby (78.00)

Year	1st	2nd	3rd	4th	Total	Finish	Money
1958	77	79			156	CUT	
						Total	

Buchanan, Howard (75.50)

Year	1st	2nd	3rd	4th	Total	Finish	Money
1970	73	78			151	CUT	
						Total	

Buckle, Andrew (71.00)

Year	1st	2nd	3rd	4th	Total	Finish	Money
2007	69	71			140	CUT	
2008	70	74			144	CUT	
						Total	

Budwine, John (84.00)

Year	1st	2nd	3rd	4th	Total	Finish	Money
1989	86	82			168	CUT	
						Total	

Buha, Jason (74.25)

Year	1st	2nd	3rd	4th	Total	Finish	Money
2000	79	71			150	CUT	
2003	74	73			147	CUT	
						Total	

Bulla, Johnny (72.55)

Year	1st	2nd	3rd	4th	Total	Finish	Money
1939	139	80	73		292	T15	$26.67
1940	142	71	71		284	T7	230.00
1941	137	71	72		280	T3	500.00
1946					291	T28	
1948	74	75	79	76	304	50	
1949	72	67	74	69	282	T10	365.00
1951	73	72	72	76	293	T13	182.00
1952	72	69	69	78	288	22	80.00
1953	70	73	71	78	292	T34	
1955	78	73			151	W/D	
						Total	**$1,383.67**

Bullin, Grover (77.63)

Year	1st	2nd	3rd	4th	Total	Finish	Money
1948	75	74	80	81	310	54	
1953	80	73	77	81	311	72	
						Total	

Bullins, Joe (73.00)

Year	1st	2nd	3rd	4th	Total	Finish	Money
1960	75	71	70	76	292	T33	
						Total	

Buman, Paul (76.00)

Year	1st	2nd	3rd	4th	Total	Finish	Money
1958	73	79			152	CUT	
						Total	

Burgess, Ernest (75.00)

Year	1st	2nd	3rd	4th	Total	Finish	Money
1965	76	74			150	CUT	
						Total	

Burgoon, Bronson (70.33)

Year	1st	2nd	3rd	4th	Total	Finish	Money
2016	77	68			145	CUT	
2018	71	73			144	CUT	
2019	71	69			140	CUT	
2020	70	68			138	CUT	
2021	65	68	74	70	277	T60	$14,366.00
						Total	**$14,366.00**

Burke, Edmund (74.75)

Year	1st	2nd	3rd	4th	Total	Finish	Money
1950	71	76	75	77	299	T49	
						Total	

Burke, Jr., Jack (71.73)

Year	1st	2nd	3rd	4th	Total	Finish	Money
1949	72	69	71	71	283	12	$300.00
1950	69	72	69	72	282	5	700.00
1951	74	72	67	73	286	T4	700.00
1955	74	68	69	75	286	T18	140.00
1965	72	74	74	74	294	T60	
1969	76	71			147	CUT	
						Total	**$1,840.00**

Burke, Patrick (74.50)

Year	1st	2nd	3rd	4th	Total	Finish	Money
1992	74	76			150	CUT	
1995	74	74			148	CUT	
						Total	

Burns, Bob (73.10)

Year	1st	2nd	3rd	4th	Total	Finish	Money
1994	70	74	81	75	300	75	$2,850.00
1995	68	74	72	71	285	T36	7,065.00
1999	73	70	75	71	289	T54	5,980.00
2000	74	76			150	CUT	
2001	75	70			145	CUT	
2002	74	77			151	CUT	
2004	67	75			142	CUT	
						Total	**$15,895.00**

Burns, Charles (80.50)

Year	1st	2nd	3rd	4th	Total	Finish	Money
1961	80	81			161	CUT	
						Total	

Burns, George (72.24)

Year	1st	2nd	3rd	4th	Total	Finish	Money
1976	69	68	70	66	273	T4	$10,120.00
1977	68	72	68	72	280	T2	21,737.50
1978	74	71	73	72	290	T36	1,236.00
1979	73	71	69	70	283	T2	22,000.00
1980	68	74	70	69	281	T2	16,500.00
1981	69	76	72	69	286	T5	11,400.00
1982	72	74	73	76	295	T22	2,785.00
1983	77				77	W/D	
1984	70	76	71	77	294	T52	938.00
1985	75	73	78	77	303	T72	776.00
1986	80	72			152	CUT	
1988	72	69	71	72	284	T18	11,333.33
1989	76	78			154	CUT	
1990	73	72	74	69	288	T19	12,409.09
						Total	**$111,234.92**

Burns, Sam (66.25)

Year	1st	2nd	3rd	4th	Total	Finish	Money
2020	67	68	65	65	265	T13	$129,600.00
						Total	**$129,600.00**

Burroughs, Clark (75.67)

Year	1st	2nd	3rd	4th	Total	Finish	Money
1988	74	76			150	CUT	
1989	77	73			150	CUT	
1990	77	77			154	CUT	
						Total	

Burton, Kevin (72.00)

Year	1st	2nd	3rd	4th	Total	Finish	Money
1997	73	71			144	CUT	
						Total	

Butler, Peter (71.80)

Year	1st	2nd	3rd	4th	Total	Finish	Money
1964	71	71	71	73	286	T13	$845.00
1965	72	76	72	72	292	T53	
1966	72	70	70	69	281	T11	2,300.00
1967	73	75			148	CUT	
1968	69	74	70	70	283	T42	445.89
1970	74	72			146	CUT	
						Total	**$3,590.89**

Buttner, Bill (72.92)

Year	1st	2nd	3rd	4th	Total	Finish	Money
1988	71	76			147	CUT	
1989	74	70	72	77	293	T50	$2,348.89
1990	74	77			151	CUT	
1991	72	70	71	71	284	T40	4,875.00
						Total	**$7,223.89**

Byman, Bob (74.75)

Year	1st	2nd	3rd	4th	Total	Finish	Money
1978	71	72	77	72	292	T51	$576.00
1979	76	74			150	CUT	
1980	73	75			148	CUT	
1981	71	76	79	76	302	T77	558.00
1982	75	73			148	CUT	
1983	79	77			156	CUT	
						Total	**$1,134.00**

Byman, Ed (76.75)

Year	1st	2nd	3rd	4th	Total	Finish	Money
1979	73	78			151	CUT	
1983	78	78			156	CUT	
						Total	

Byrd, Jonathan (68.67)

Year	1st	2nd	3rd	4th	Total	Finish	Money
2002	72	71	69	66	278	T3	$220,400.00
2003	66	70	71	68	275	T5	142,392.86
2004	69	75			144	CUT	
2005	67	73	70	68	278	T28	33,250.00
2006	67	71	71	69	278	T12	92,142.85
2007	69	66	73	65	273	T13	85,714.29
2009	66	70	67	68	271	T24	39,461.25
2010	66	66	68	68	268	T34	25,208.57
2013	75	67			142	CUT	
2014	72	67			139	CUT	
2015	67	70	67	65	269	T18	63,450.00
2017	68	68	70	66	272	T37	26,100.00
2018	64	68	67	69	268	T24	45,400.00
2019	72	69			141	CUT	
						Total	**$773,519.82**

Byrd, Robin (77.00)

Year	1st	2nd	3rd	4th	Total	Finish	Money
1985	77	77			154	CUT	
						Total	

Byrd, Sam (70.50)

Year	1st	2nd	3rd	4th	Total	Finish	Money
1941	143	74	71		288	9	$190.00
1942	136	75	68		279	1	1,000.00
1945					279	2	933.00
						Total	**$2,123.00**

Byrum, Curt (74.14)

Year	1st	2nd	3rd	4th	Total	Finish	Money
1983	76	78			154	CUT	
1984	73	79			152	CUT	
1987	75	76			151	CUT	
1988	74	74			148	CUT	
1989	77	73			150	CUT	
1991	72	78			150	CUT	
1994	74	73			147	CUT	
1995	68	73	72	73	286	T41	$5,400.00
1996	77	71			148	CUT	
1997	73	72			145	CUT	
						Total	**$5,400.00**

Byrum, Tom (72.20)

Year	1st	2nd	3rd	4th	Total	Finish	Money
1986	79	73			152	CUT	
1987	71	70	72	72	285	T3	$31,200.00
1988	74	74			148	CUT	
1989	76	75			151	CUT	
1990	83				83	W/D	
1991	74	69	73	70	286	T51	2,925.00
1992	71	67	70	71	279	T3	53,437.50
1996	75	74			149	CUT	
1997	71	71	73	73	288	T49	4,510.60
1998	70	70	76	75	291	T67	4,444.00
1999	78	78			156	CUT	
2000	71	77			148	CUT	
2002	70	72	73	74	289	T53	8,841.34
2003	68	68	72	74	282	T46	13,110.00
2005	71	67	72	71	281	T45	14,300.00
2007	69	71			140	CUT	
2008	71	66	68	69	274	T50	12,886.00
						Total	**$145,654.44**

Cabrera, Angel (70.00)

Year	1st	2nd	3rd	4th	Total	Finish	Money
2011	67	71			138	CUT	
2012	67	71	66	67	271	T22	$48,273.34
2016	76	75			151	CUT	
						Total	**$48,273.34**

Cabrera Bello, Rafa (67.57)

Year	1st	2nd	3rd	4th	Total	Finish	Money
2014	68	74			142	CUT	
2016	63	68	65	70	266	T5	$189,840.00
2018	68	69	65	64	266	T11	112,000.00
2020	67	67	67	71	272	T37	29,120.00
						Total	**$330,960.00**

Cadle, George (74.32)

Year	1st	2nd	3rd	4th	Total	Finish	Money
1977	74	69	71	70	284	T8	$5,659.67
1978	73	74	79	72	298	T66	420.00
1979	71	77	73	75	296	T51	585.00
1980	75	75			150	CUT	
1981	77	73			150	CUT	
1982	67	73	77	80	297	T34	1,515.00
1983	82				82	W/D	
1984	78				78	W/D	
						Total	**$8,179.67**

Calabria, John (76.50)

Year	1st	2nd	3rd	4th	Total	Finish	Money
1980	72	81			153	CUT	
						Total	

Calcavecchia, Mark (71.38)

Year	1st	2nd	3rd	4th	Total	Finish	Money
1982	70	76	71	80	297	T34	$1,515.00
1984	77	82			159	CUT	
1988	66	72	75	76	289	T51	2,353.34
1990	74	70	71	75	290	T33	6,604.16
1993	72	69	76	68	285	T12	26,812.50
1994	71	70	71	75	287	T33	8,287.50
1995	68	73	67	69	277	5	60,000.00
1996	74	74			148	CUT	
2000	72	70	71	65	278	T3	174,000.00
2001	73	69	69	71	282	T36	14,365.91
2002	65	69	69	72	275	2	410,400.00
2003	76				76	W/D	
2004	69	69	71	74	283	T35	20,825.45
2006	69	71	76	67	283	T39	21,000.00
2008	67	69	70	67	273	T48	14,382.00
2009	70	74			144	CUT	
						Total	**$760,545.86**

Caldwell, Rex (73.80)

Year	1st	2nd	3rd	4th	Total	Finish	Money
1977	76	78			154	CUT	
1978	72	71	72	72	287	T19	$2,352.00
1979	70	74	71	72	287	5	10,000.00
1980	72	70	76	74	292	T51	588.34
1981	80	74			154	CUT	
1982	73	74			147	CUT	
1983	72	72	71	74	289	T19	4,208.89
1984	72	76	75	78	301	T71	788.00
1985	70	74	78	77	299	T53	913.14
1986	73	73			146	CUT	
1987	77	70	71	73	291	T16	9,300.00
1988	77	73			150	CUT	
1989	78	77			155	CUT	
						Total	**$28,150.37**

Calendriello, Vic (84.00)

Year	1st	2nd	3rd	4th	Total	Finish	Money
1959	85	83			168	CUT	
						Total	

Calfee, Bill (73.57)

Year	1st	2nd	3rd	4th	Total	Finish	Money
1977	76	75			151	CUT	
1979	76	74			150	CUT	
1980	71	70	68	79	288	T26	$1,631.81
1981	72	72	69	79	292	T28	1,952.14
1983	75	74			149	CUT	
						Total	**$3,583.95**

Calvin, Roger (73.38)

Year	1st	2nd	3rd	4th	Total	Finish	Money
1980	71	74	71	71	287	T21	$2,600.00
1981	74	74	76	76	300	T71	591.00
						Total	**$3,191.00**

Campbell, Brian (69.00)

Year	1st	2nd	3rd	4th	Total	Finish	Money
2017	63	75			138	CUT	
						Total	

Campbell, Chad (69.08)

Year	1st	2nd	3rd	4th	Total	Finish	Money
2002	67	72	66	73	278	T3	$220,400.00

2005	69	72	69	71	281	T45	14,300.00
2007	69	68	72	72	281	T67	10,000.00
2011	68	67	68	71	274	T47	13,748.80
2012	71	64	65	66	266	T4	214,933.34
2013	70	75			145	CUT	
2014	71	69			140	CUT	
2015	65	65	70	71	271	T31	30,625.71
2016	69	66	72	68	275	T57	12,376.00
2017	67	67	68	71	273	T42	18,661.50
2018	68	73			141	CUT	
						Total	**$535,045.35**

Campbell, Jim (73.00)

Year	1st	2nd	3rd	4th	Total	Finish	Money
1962	73	71	77	71	292	T27	$315.00
						Total	**$315.00**

Campbell, Joe (72.09)

Year	1st	2nd	3rd	4th	Total	Finish	Money
1959	68	73	69	80	290	T23	$150.00
1962	74	74	72	70	290	T21	540.00
1963	70	73	79		222	W/D	
1964	71	72	73	80	296	T58	
1965	72	74	70	73	289	T37	362.50
1966	70	69	68	78	285	T28	700.00
1967	72	70	68	71	281	T20	1,500.00
1968	67	72	71	72	282	T34	773.44
1969	71	73			144	CUT	
						Total	**$4,025.94**

Campbell, Ken (74.83)

Year	1st	2nd	3rd	4th	Total	Finish	Money
1959	78	73			151	CUT	
1960	72	73	73	80	298	T53	
						Total	

Campiano, Ralph (76.50)

Year	1st	2nd	3rd	4th	Total	Finish	Money
1960	77	76	77	76	306	70	
						Total	

Campos, Rafael (71.25)

Year	1st	2nd	3rd	4th	Total	Finish	Money
2021	66	70	77	72	285	T74	$12,608.00
						Total	**$12,608.00**

Canipe, David (74.76)

Year	1st	2nd	3rd	4th	Total	Finish	Money
1976	72	71	73	72	288	T72	
1977	77	79			156	CUT	
1987	80	72			152	CUT	
1988	72	77			149	CUT	
1989	80				80	W/D	
1990	73	76			149	CUT	
1991	74	75			149	CUT	
1992	73	75			148	CUT	
						Total	

Cannon, Matt (76.00)

Year	1st	2nd	3rd	4th	Total	Finish	Money
1998	75	77			152	CUT	
						Total	

Canonica, Emanuele (72.00)

Year	1st	2nd	3rd	4th	Total	Finish	Money
2001	73	71			144	CUT	
						Total	

Cantlay, Patrick (69.17)

Year	1st	2nd	3rd	4th	Total	Finish	Money
2012	70	68	66	69	273	T31	$30,160.00
2014	69	73			142	CUT	
						Total	**$30,160.00**

Cappelen, Sebastian (70.50)

Year	1st	2nd	3rd	4th	Total	Finish	Money
2021	70	71			141	CUT	
						Total	

Capps, Billy (74.13)

Year	1st	2nd	3rd	4th	Total	Finish	Money
1953	75	69	75	78	297	55	
1956	75	72	70	79	296	T31	
						Total	

Capra, Ron (78.00)

Year	1st	2nd	3rd	4th	Total	Finish	Money
1957	78	78			156	CUT	
						Total	

Carballo, Miguel Angel (70.60)

Year	1st	2nd	3rd	4th	Total	Finish	Money
2012	72	70			142	CUT	
2014	73	72			145	CUT	
2016	70	71			141	CUT	
2017	68	69	70	71	278	T69	$11,600.00
						Total	**$11,600.00**

Cardenas, Joe (73.50)

Year	1st	2nd	3rd	4th	Total	Finish	Money
1964	76	70	76	72	294	T51	
						Total	

Cardi, Frank (76.75)

Year	1st	2nd	3rd	4th	Total	Finish	Money
1962	75	84			159	CUT	
1967	75	73			148	CUT	
						Total	

Carlisle, Mike (80.50)

Year	1st	2nd	3rd	4th	Total	Finish	Money
1987	82	79			161	CUT	
						Total	

Carmen, Bob (75.80)

Year	1st	2nd	3rd	4th	Total	Finish	Money
1953	70	73	78	78	299	T57	
1954	75	74	76	77	302	T49	
1961	81	76			157	CUT	
						Total	

Carmichael, Sam (75.50)

Year	1st	2nd	3rd	4th	Total	Finish	Money
1965	76	78			154	CUT	
1968	73	75			148	CUT	
						Total	

Carmody, Dick (72.67)

Year	1st	2nd	3rd	4th	Total	Finish	Money
1968	70	72	74	71	287	T58	
1970	77	72			149	CUT	
						Total	

Carnevale, Mark (74.42)

Year	1st	2nd	3rd	4th	Total	Finish	Money
1992	75	70			145	CUT	
1993	73	74	77	74	298	82	$2,640.00
1994	78	77			155	CUT	
1995	73	71			144	CUT	
1998	74	77			151	CUT	
						Total	**$2,640.00**

Caron, Jason (74.00)

Year	1st	2nd	3rd	4th	Total	Finish	Money
2000	78	71			149	CUT	
2003	73	74			147	CUT	
						Total	

Carr, Joe (72.00)

Year	1st	2nd	3rd	4th	Total	Finish	Money
1965	74	75			149	CUT	
1967	71	67	71	73	282	T23	$1,072.91
1968	72	70	73	74	289	T61	
						Total	**$1,072.91**

Carter, Jim (72.30)

Year	1st	2nd	3rd	4th	Total	Finish	Money
1987	72	77	77	72	298	T62	$1,284.00
1988	70	72	72	69	283	T15	17,000.00
1989	78	73			151	CUT	
1995	74	74			148	CUT	
1996	73	74			147	CUT	
1997	71	73			144	CUT	
1998	71	70	73	77	291	T67	4,444.00
1999	72	66	73	69	280	T13	48,750.00
2000	69	70	77	72	288	T34	14,512.50
2001	71	68	73	69	281	T29	21,775.00
2002	71	71	78	76	296	T69	7,638.00
2003	69	73	70	73	285	T61	9,495.00
						Total	**$124,898.50**

Carter, Tom (70.33)

Year	1st	2nd	3rd	4th	Total	Finish	Money
2003	70	66	72	72	280	T30	$26,742.86
2004	71	71			142	CUT	
						Total	**$26,742.86**

Case, Tom (74.26)

Year	1st	2nd	3rd	4th	Total	Finish	Money
1954	73	79	78	76	306	T54	
1958	71	76	74	75	296	T57	
1959	74	73	73	73	293	33	
1960	75	74	70	73	292	T33	
1961	79	71	74	77	301	T43	
1962	74	75			149	DQ	
1963	72	74	75	69	290	T42	$100.00
1964	72	74	73	76	295	T56	
1965	73	77			150	CUT	
1967	76	68	75	72	291	T63	
1968	77	77			154	CUT	
1969	71	79			150	CUT	
1970	74	78			152	CUT	
						Total	**$100.00**

Case, Jr., Tom (72.50)

Year	1st	2nd	3rd	4th	Total	Finish	Money
1973	75	70			145	CUT	
						Total	

Casey, Paul (68.30)

Year	1st	2nd	3rd	4th	Total	Finish	Money
2008	70	66	67	66	269	T26	$40,672.50
2011	65	67	69	73	274	T47	13,748.80
2012	68	70	77	75	290	75	9,880.00
2013	70	75			145	CUT	
2014	65	69	68	68	270	T18	66,780.00
2015	66	66	66	67	265	T3	280,800.00
2019	65	65	66	69	265	T13	109,533.33
2020	67	66	69	69	271	T31	37,440.00
						Total	**$558,854.63**

Casper, Billy (70.75)

Year	1st	2nd	3rd	4th	Total	Finish	Money
1956	68	73	69	78	288	T16	$190.00
1958	70	70	73	69	282	T16	250.00
1959	73	68	68	72	281	T3	1,100.00
1962	69	70	68	68	275	1	5,300.00
1963	70	72	71	70	283	T20	620.00
1964	72	70	75	72	289	T30	412.50
1965	70	67	72	69	278	T2	4,733.33
1968	65	67	69	66	267	1	27,500.00
1970	70	73	70	69	282	T30	1,147.50
1971	75	71	67	70	283	T37	921.50
1972	71	69	75	69	284	T54	347.83
1973	67	64	68	71	270	T4	9,240.00
1975	79	70	70	72	291	T32	1,195.00
1976	71	71	72	70	284	T56	465.75
1977	73	73	69	73	288	T31	1,276.89
1978	76	73			149	CUT	
1979	76	78			154	CUT	
						Total	**$54,700.30**

Castillo, Henry (75.75)

Year	1st	2nd	3rd	4th	Total	Finish	Money
1953	75	74			149	W/D	
1954	77	77			154	CUT	
						Total	

Castro, Roberto (68.63)

Year	1st	2nd	3rd	4th	Total	Finish	Money
2012	71	70			141	CUT	
2013	73	71			144	CUT	
2014	71	66	65	68	270	T18	$66,780.00
2015	67	70	71	72	280	T66	11,178.00
2016	72	64	68	65	269	T20	70,000.00
2017	69	68	68	66	271	T28	36,153.34
2019	66	68	69	69	272	T53	14,153.72
						Total	**$198,265.06**

Cauley, Bud (67.71)

Year	1st	2nd	3rd	4th	Total	Finish	Money
2011	69	68	68	70	275	T52	$12,004.57
2012	66	65	66	68	265	3	353,600.00
2013	72	72			144	CUT	
2014	69	70			139	CUT	
2016	67	69	64	67	267	T10	134,400.00
2017	67	68	68	70	273	T42	18,661.50
2019	65	67	69	67	167	T22	53,044.45
2020	66	68	67	65	266	T13	104,000.00
						Total	**$675,710.52**

Cejka, Alex (69.50)

Year	1st	2nd	3rd	4th	Total	Finish	Money
2005	70	72			142	CUT	
2006	73	71			144	CUT	
2007	68	67	72	70	277	T37	$19,016.67
2009	67	66	71	69	273	T44	14,218.80
2010	72	70			142	CUT	
2014	68	70			138	W/D	
2015	72	67			139	CUT	
2017	70	71			141	CUT	
2018	67	71			138	CUT	
2019	69	67	69	68	273	T60	13,144.00
						Total	**$46,379.47**

Cerda, Antonio (74.30)

Year	1st	2nd	3rd	4th	Total	Finish	Money
1981	70	75	72	73	290	T19	$3,765.00
1982	73	78			151	CUT	
1983	82	69			151	CUT	
1987	75	76			151	CUT	
						Total	**$3,765.00**

Cerrudo, Ron (72.23)

Year	1st	2nd	3rd	4th	Total	Finish	Money
1969	68	78			146	CUT	
1970	75	74			149	CUT	
1971	71	75	70	71	287	T59	$271.43
1973	69	71	72	77	289	T67	346.33
1974	72	69	71	73	285	T50	517.78
1975	72	74	72	75	293	T42	852.50
1976	69	67	70	70	276	T10	4,715.00
1977	78	75			153	CUT	
						Total	**$6,703.04**

Cesario, Greg (76.00)

Year	1st	2nd	3rd	4th	Total	Finish	Money
1993	75	77			152	CUT	
						Total	

Chaffee, Jon (74.50)

Year	1st	2nd	3rd	4th	Total	Finish	Money
1980	73	76			149	CUT	
						Total	

Chalmers, Greg (70.33)

Year	1st	2nd	3rd	4th	Total	Finish	Money
1999	73	74			147	CUT	
2000	74	73			147	CUT	
2002	71	75			146	CUT	
2003	72	71	72	70	285	T61	$9,495.00
2006	77	76			153	CUT	
2009	70	68	66	68	272	T32	24,820.00
2010	71	67			138	CUT	
2011	66	70	71	68	275	T52	12,004.57
2013	69	69	71	70	279	T52	12,176.75
2014	72	69			141	CUT	
2015	67	70	70	68	275	T51	12,787.20
2016	66	69	69	67	271	T33	27,751.11
2017	71	70			141	CUT	
2020	70	73			143	CUT	
						Total	**$99,034.63**

Chamber, D.M. (85.50)

Year	1st	2nd	3rd	4th	Total	Finish	Money
1957	87	84			171	CUT	
						Total	

Chamblee, Brandel (73.40)

Year	1st	2nd	3rd	4th	Total	Finish	Money
1991	78	69			147	CUT	
1992	75	75			150	W/D	
1993	74	75			149	CUT	
1994	71	73	74	71	289	T44	$4,062.50
1995	73	73			146	CUT	
1997	73	73			146	CUT	
2000	69	76			145	CUT	
2003	70	73	77	76	296	88	7,380.00
						Total	**$11,442.50**

Chamblee, Jim (75.00)

Year	1st	2nd	3rd	4th	Total	Finish	Money
1953	74	76			150	W/D	
						Total	

Champ, Cameron (73.50)

Year	1st	2nd	3rd	4th	Total	Finish	Money
2019	71	76			147	CUT	

Chancey, Jim (74.20)

Year	1st	2nd	3rd	4th	Total	Finish	Money
1978	70	76	79	74	299	69	$396.00
1979	73	71	76	71	291	T18	2,937.50
1980	74	78			152	CUT	
						Total	**$3,333.50**

Chancellor, Warren (77.00)

Year	1st	2nd	3rd	4th	Total	Finish	Money
1977	77	77			154	CUT	
						Total	

Chapin, Peter (82.00)

Year	1st	2nd	3rd	4th	Total	Finish	Money
1979	80	84			164	CUT	
						Total	

Chapman, Dick (73.85)

Year	1st	2nd	3rd	4th	Total	Finish	Money
1947					293	T8	
1948	77	70	70	74	291	T21	
1950	78	76	76	73	303	T54	
1953	73	71	75	74	293	T39	
1955	75	74	78	70	297	T50	
						Total	

Chappell, Kevin (70.78)

Year	1st	2nd	3rd	4th	Total	Finish	Money
2008	72	70			142	CUT	
2011	70	70			140	CUT	
2012	70				70	W/D	
2013	69	69	75	72	285	73	$10,282.00
						Total	**$10,282.00**

Charles, Bob (71.37)

Year	1st	2nd	3rd	4th	Total	Finish	Money
1962	70	74	71	77	292	T27	$315.00
1963	68	71	71	67	277	T4	1,766.67
1964	69	75	69	75	288	T25	540.00
1966	73	73	66	72	284	T21	953.57
1967	70	72	68	70	280	T17	1,875.00
1968	74	72			146	CUT	
1969	70	70	69	70	279	T11	3,136.00
1970	71	72	69	67	279	T11	3,528.00
1971	67	72	68	71	278	T7	5,605.00
1972	70	68	68	70	276	T10	4,400.00
1973	74	69			143	CUT	
1974	65	70	67	68	270	1	44,066.00
1975	76	70	81	72	299	T67	365.00
1976	70	73	70	70	283	T52	534.75
1977	77	73			150	CUT	
1979	73	73	74	75	295	T44	737.85
1982	79	73			152	CUT	
1983	76	78			154	CUT	
						Total	**$67,822.84**

Chase, Dick (81.50)

Year	1st	2nd	3rd	4th	Total	Finish	Money
1961	81	82			163	CUT	
						Total	

Cheesman, Barry (72.67)

Year	1st	2nd	3rd	4th	Total	Finish	Money
1988	72	75			147	CUT	
1991	74	71			145	CUT	
1993	79	74			153	CUT	
1998	70	71	74	75	290	T62	$4,664.00
1999	71	72	73	74	290	T57	5,746.00
2000	70	66	73	74	283	T13	58,000.00
						Total	**$68,410.00**

Chen, T.C. (71.83)

Year	1st	2nd	3rd	4th	Total	Finish	Money
1986	72	70	72	70	284	T17	$7,750.00
1987	68	76	77	75	296	T49	1,480.80
1988	66	71	75	70	282	T10	23,000.00
						Total	**$32,230.80**

Chen, T.M. (73.50)

Year	1st	2nd	3rd	4th	Total	Finish	Money
1986	77	70			147	CUT	
						Total	

Cherry, Don (73.67)

Year	1st	2nd	3rd	4th	Total	Finish	Money
1960	74	74	76	76	300	T63	
1965	71	69	76	74	290	T45	$240.00
1976	73				73	W/D	
						Total	**$240.00**

Cheves, Joe (75.39)

Year	1st	2nd	3rd	4th	Total	Finish	Money
1951	74	80	79	74	307	T46	
1953	72	72	72	74	290	T28	
1956	80	73	73	80	306	T60	
1957	74	74	74	74	296	52	
1958	74	82			156	CUT	
1959	73	76	77	79	305	T57	
1960	74	74	72	77	297	T50	
1961	76	78			154	CUT	
						Total	

Chill, Lee (74.50)

Year	1st	2nd	3rd	4th	Total	Finish	Money
1989	73	76			149	CUT	
						Total	

Chin, John (68.50)

Year	1st	2nd	3rd	4th	Total	Finish	Money
2019	67	67	70	70	274	T69	$12,400.00
						Total	**$12,400.00**

Chlystun, Mark (78.50)

Year	1st	2nd	3rd	4th	Total	Finish	Money
1986	76	81			157	CUT	
						Total	

Choi, K.J. (69.34)

Year	1st	2nd	3rd	4th	Total	Finish	Money
2000	73	75			148	CUT	
2001	72	66	70	67	275	T4	$131,950.00
2002	71	69	69	71	280	T7	118,433.33
2003	68	69	68	70	275	T5	142,392.85

2005	64	69	67	66	266	1	900,000.00
2006	67	73	72	72	284	T43	14,900.00
2009	67	74			141	CUT	
2013	69	68	72	68	277	T37	22,260.00
2015	68	69	72	69	278	T63	11,502.00
2017	68	67	70	66	271	T28	36,153.34
2021	66	74			140	CUT	
						Total	**$1,377,591.52**

Chopra, Daniel (69.75)

Year	1st	2nd	3rd	4th	Total	Finish	Money
2005	67	69	71	72	279	T34	$24,714.28
2006	68	74	66	69	277	T6	151,250.00
2007	68	71	70	71	280	T64	10,500.00
2009	67	69	68	70	274	T54	11,730.00
2010	70	65	73	69	277	77	9,486.00
2012	71	70			141	CUT	
2014	76	70			146	CUT	
						Total	**$207,680.28**

Christian, Gary (69.00)

Year	1st	2nd	3rd	4th	Total	Finish	Money
2012	67	70	67	70	274	T37	$21,320.00
2014	69	71			140	CUT	
						Total	**$21,320.00**

Christie, Michael (73.75)

Year	1st	2nd	3rd	4th	Total	Finish	Money
1997	77	73			150	CUT	
1998	74	71			145	CUT	
						Total	

Cichon, Walter (76.50)

Year	1st	2nd	3rd	4th	Total	Finish	Money
1948	75	72	80	79	306	T52	
						Total	

Cink, Stewart (70.73)

Year	1st	2nd	3rd	4th	Total	Finish	Money
1997	71	74			145	CUT	
1999	72	70	68	76	286	T40	$10,400.00
2001	71	74			145	CUT	
2005	70	74			144	CUT	
2013	71	70			141	CUT	
2015	69	70			139	CUT	
2016	70	66	68	64	268	T14	92,400.00
2019	72	72			144	CUT	
2020	76	68			144	CUT	
						Total	**$102,800.00**

Claar, Brian (72.34)

Year	1st	2nd	3rd	4th	Total	Finish	Money
1986	73	75			148	CUT	
1987	73	72	70	73	288	11	$15,000.00
1990	73	71	71	73	288	T19	12,409.09
1991	69	73	71	71	284	T40	4,875.00
1992	67	70	74	76	287	T41	4,375.00
1993	72	73	75	69	289	T33	7,925.00
1994	70	71	75	75	291	63	3,210.00
1995	72	74			146	CUT	
1996	77	73			150	CUT	
1998	71	73			144	CUT	
						Total	**$47,794.09**

Clampett, Bobby (72.80)

Year	1st	2nd	3rd	4th	Total	Finish	Money
1981	76	71	69	85	301	T73	$573.00
1982	69	72	72	73	286	2	32,400.00
1983	72	69	69	72	282	5	16,000.00
1984	80	78			158	CUT	
1985	68	70	75	80	293	T22	3,713.33
1986	71	71	80	66	288	T33	2,425.00
1987	74	74	73	76	297	T54	1,350.00
1988	74	70	67	71	282	T10	23,000.00
1989	71	74	73	72	290	T28	6,368.75
1990	70	76	73	73	292	T44	4,125.00
1991	73	65	75	70	283	T25	7,891.67
1992	74	69	73	75	291	T65	2,575.00
1993	70	79			149	CUT	
1994	74	71	70	74	289	T44	4,062.50
1995	72	78			150	CUT	
						Total	**$104,484.25**

Clark, Archie (75.50)

Year	1st	2nd	3rd	4th	Total	Finish	Money
1963	75	76	71	80	302	T66	
						Total	

Clark, Art (76.83)

Year	1st	2nd	3rd	4th	Total	Finish	Money
1948	75	73	74	77	299	T45	
1961	84	78			162	CUT	
						Total	

Clark, Chris (82.00)

Year	1st	2nd	3rd	4th	Total	Finish	Money
1979	82				82	W/D	
						Total	

Clark, Clive (76.00)

Year	1st	2nd	3rd	4th	Total	Finish	Money
1968	74	78			152	CUT	
						Total	

Clark, Dick (77.75)

Year	1st	2nd	3rd	4th	Total	Finish	Money
1959	82	67	80	82	311	T64	
						Total	

Clark, Jimmy (72.22)

Year	1st	2nd	3rd	4th	Total	Finish	Money
1950	70	76	71	72	289	T14	$158.00
1951	77	73	70	70	290	10	340.00
1952	70	69	76	71	286	T18	115.00
1953	71	70	69	72	282	T9	390.00
1954	71	71	74	75	291	T12	210.00
1956	68	77	76	75	296	T31	
1961	75	75	74	75	299	T39	
1963	68	70	68	68	274	2	3,500.00
1964	73	74	73	73	293	T47	
						Total	**$4,713.00**

Clark II, Michael (74.00)

Year	1st	2nd	3rd	4th	Total	Finish	Money
2000	74	69	80	72	295	T71	$5,850.00
2001	72	75			147	CUT	
2002	77	73			150	CUT	
						Total	$5,850.00

Clark, Tim (68.50)

Year	1st	2nd	3rd	4th	Total	Finish	Money
2002	71	70	73	72	286	T38	$15,960.00
2004	69	73			142	CUT	
2005	66	69	70	68	273	T6	156,500.00
2006	67	73	69	71	280	T22	46,416.66
2008	64	67	68	66	265	T6	170,850.00
2012	63	67	67	67	264	2	561,600.00
2013	69	70	72	64	275	T26	40,810.00
2014	67	67	69	68	271	T24	41,008.75
2015	66	71	67	69	273	T43	18,360.00
						Total	**$1,051,505.41**

Clark, Wyndham (70.71)

Year	1st	2nd	3rd	4th	Total	Finish	Money
2019	68	68	73		209	T81	$10,912.00
2020	71	69			140	CUT	
2021	76	70			146	CUT	
						Total	**$10,912.00**

Claxton, Paul (72.10)

Year	1st	2nd	3rd	4th	Total	Finish	Money
1997	70	76			146	CUT	
2002	72	69	73	75	289	T53	$8,841.33
2005	73	71			144	CUT	
2008	69	73			142	CUT	
						Total	$8,841.33

Claxton, Will (69.10)

Year	1st	2nd	3rd	4th	Total	Finish	Money
2012	69	66	65	73	273	T31	$30,160.00
2013	68	67	72	69	276	T29	32,263.75
2019	71	71			142	CUT	
						Total	**$62,423.75**

Clearwater, Keith (73.03)

Year	1st	2nd	3rd	4th	Total	Finish	Money
1987	73	72	73	75	293	T30	$3,487.50
1988	69	73	71	69	282	T10	23,000.00
1989	75	75			150	CUT	
1990	72	77			149	CUT	
1991	74	69	73	67	283	T25	7,891.67
1992	72	71	71	73	287	T41	4,375.00
1993	75	79			154	CUT	
1994	71	75			146	CUT	
1995	73	74			147	CUT	
1996	82	72			154	CUT	
2001	71	75			146	CUT	
						Total	**$38,754.17**

Cleary, John (74.58)

Year	1st	2nd	3rd	4th	Total	Finish	Money
1956	79	73	77	73	302	49	
1957	73	73	76	75	297	T53	
1958	74	74	70	78	296	T57	
						Total	

Clements, Lennie (72.36)

Year	1st	2nd	3rd	4th	Total	Finish	Money
1981	79	73			152	CUT	
1983	77	71	70	79	297	T61	$860.00
1984	73	77			150	CUT	
1985	81				81	W/D	
1986	70	73	73	69	285	T19	6,060.00
1987	71	74	74	72	291	T16	9,300.00
1988	73	71	73	73	290	T57	2,210.00
1989	84				84	W/D	
1990	69	74	75	69	287	T10	25,138.89
1993	70	68	72	76	286	T20	16,250.00
1994	71	69	72	72	284	T15	22,500.00
1995	68	72	73	72	285	T36	7,065.00
1996	71	70	71	73	285	T23	13,507.50
1997	70	72	67	71	280	13	39,900.00
1998	68	68	72	73	281	T8	63,800.00
						Total	$206,591.39

Coceres, Jose (72.33)

Year	1st	2nd	3rd	4th	Total	Finish	Money
2004	69	72	71	79	291	68	$9,476.00
2005	70	73			143	CUT	
						Total	**$9,476.00**

Cochran, Bobby (75.00)

Year	1st	2nd	3rd	4th	Total	Finish	Money
2000	73	77			150	CUT	
						Total	

Cochran, Russ (72.90)

Year	1st	2nd	3rd	4th	Total	Finish	Money
1983	75	75			150	CUT	
1984	75	73	70	74	292	T41	$1,400.00
1985	73	74	75	74	296	T37	1,760.00
1987	77	73			150	CUT	
1988	70	71	70	77	288	T43	3,045.00
1989	76	71	72	73	292	T42	3,217.50
1990	74	73	74	69	290	T33	6,604.17
1992	70	70	69	74	283	T20	13,035.71
1993	77	76			153	CUT	
1994	73	72	79	74	298	74	2,880.00
1996	74	78			152	CUT	
1997	72	66	69	77	284	T29	11,566.25
1999	72	74			146	CUT	
2001	69	71	72	71	283	T47	8,990.00
2002	69	71	74	73	287	T44	12,160.00
2004	72	75			147	CUT	
						Total	**$64,658.63**

Coelho, Herman (75.33)

Year	1st	2nd	3rd	4th	Total	Finish	Money
1952	72	77	77	76	302	35	
1958	74	76			150	CUT	
						Total	

Coetzee, George (68.00)

Year	1st	2nd	3rd	4th	Total	Finish	Money
2015	65	69	69	69	272	T38	$23,220.00
						Total	**$23,220.00**

Coffey, Rut (73.50)

Year	1st	2nd	3rd	4th	Total	Finish	Money
1940	152	70	72		294	T19	$35.00
						Total	**$35.00**

Coghill, Gene (73.75)

Year	1st	2nd	3rd	4th	Total	Finish	Money
1957	76	70	75	74	295	T45	
						Total	

Colandro, Mike (77.00)

Year	1st	2nd	3rd	4th	Total	Finish	Money
1980	76	78			154	CUT	
						Total	

Colbert, Jim (72.12)

Year	1st	2nd	3rd	4th	Total	Finish	Money
1967	71	71	71	66	279	T12	$2,400.00
1968	77	70			147	CUT	
1969	73	73			146	CUT	
1970	76	70			146	CUT	
1971	74	69	72	73	288	T61	271.43
1974	69	70	71	72	282	T35	1,063.09
1976	71	72	72	72	287	T67	289.80
1977	74	73	70	67	284	T8	5,659.67
1978	74	72	72	71	289	T31	1,455.00
1979	75	80			155	CUT	
1985	77				77	W/D	
						Total	**$11,138.99**

Cole, Bobby (72.69)

Year	1st	2nd	3rd	4th	Total	Finish	Money
1968	79	72			151	CUT	
1969	70	69	69	68	276	T6	$5,440.00
1970	71	72	81	70	294	T72	300.00
1971	74	69	75	75	293	T76	271.00
1973	69	73	69	70	281	T50	498.67
1974	68	67	76	73	284	T42	707.81
1975	69	74	76	73	292	T40	945.00
1977	75	74			149	CUT	
1979	73	75	73	76	297	T58	545.00
1980	74	72	75	73	294	T60	542.50
1982	75	73			148	CUT	
1987	72	70	77	75	294	T38	2,520.00
						Total	**$11,769.98**

Coles, Gavin (71.07)

Year	1st	2nd	3rd	4th	Total	Finish	Money
2003	70	73	72	73	288	76	$8,460.00
2005	68	70	73	69	280	T41	19,000.00
2007	73	70			143	CUT	
2008	71	73			144	CUT	
2012	67	73			140	CUT	
						Total	**$27,460.00**

Coles, Neil (71.25)

Year	1st	2nd	3rd	4th	Total	Finish	Money
1966	72	69	74	70	285	T28	$700.00
						Total	**$700.00**

Collins, Bill (73.23)

Year	1st	2nd	3rd	4th	Total	Finish	Money
1958	72	74	81	76	303	T68	
1959	74	71			145	W/D	
1965	77	75			152	CUT	
1967	70	73	69	70	282	T23	$1,072.92
1968	70				70	W/D	
						Total	**$1,072.92**

Collins, Chad (69.50)

Year	1st	2nd	3rd	4th	Total	Finish	Money
2008	67	73			140	CUT	
2010	68	67	67	65	267	T28	$33,915.00
2014	72	68			140	CUT	
2015	75	68			143	CUT	
2016	70	69			139	CUT	
2017	72	70			142	CUT	
2019	67	74			141	CUT	
						Total	**$33,915.00**

Collins, Tim (77.00)

Year	1st	2nd	3rd	4th	Total	Finish	Money
1973	73	74			147	CUT	
1977	77	75			152	CUT	
1978	74	76			150	CUT	
1982	73	77			150	CUT	
1983	78	82			160	CUT	
1984	81	84			165	CUT	
						Total	

Collins, Wil (72.00)

Year	1st	2nd	3rd	4th	Total	Finish	Money
2009	73	71			144	CUT	
						Total	

Collins, Will (70.00)

Year	1st	2nd	3rd	4th	Total	Finish	Money
2014	72	68			140	CUT	
						Total	

Colsaerts, Nicolas (66.75)

Year	1st	2nd	3rd	4th	Total	Finish	Money
2012	67	65	69	66	267	T7	$162,066.67
						Total	**$162,066.67**

Commans, Ron (77.75)

Year	1st	2nd	3rd	4th	Total	Finish	Money
1982	79	75			154	CUT	
1985	75	82			157	CUT	
						Total	

Compton, Erik (70.13)

Year	1st	2nd	3rd	4th	Total	Finish	Money
2012	71	73			144	CUT	
2013	69	71			140	CUT	
2015	62	74			136	W/D	
2016	72	69			141	CUT	
						Total	

Comstock, Byron (75.00)

Year	1st	2nd	3rd	4th	Total	Finish	Money
1973	76	74			150	CUT	
						Total	

Conley, Tim (74.00)

Year	1st	2nd	3rd	4th	Total	Finish	Money
1998	72	76			148	CUT	
						Total	

Connelly, John (77.50)

Year	1st	2nd	3rd	4th	Total	Finish	Money
1996	78	77			155	CUT	
						Total	

Connell, Michael (70.25)

Year	1st	2nd	3rd	4th	Total	Finish	Money
2006	73	74			147	CUT	
2010	66	69	68	72	275	74	$9,792.00
2011	72	68			140	CUT	
						Total	**$9,792.00**

Conners, Corey (67.80)

Year	1st	2nd	3rd	4th	Total	Finish	Money
2018	65	69	70	68	272	T45	$16,515.00
2019	69	66	65	67	267	T22	53,044.44
2020	69	70			139	CUT	
						Total	**$69,559.44**

Conner, Frank (75.21)

Year	1st	2nd	3rd	4th	Total	Finish	Money
1978	80	82			162	CUT	
1979	71	79			150	CUT	
1981	73	73	71	79	296	T55	$681.00
1983	80				80	W/D	
1984	73	78			151	CUT	
1986	73	71	77	74	295	70	1,000.00
1992	73	71	76	75	295	T72	2,437.50
						Total	**$4,118.50**

Constable, Donald (72.00)

Year	1st	2nd	3rd	4th	Total	Finish	Money
2013	72	72			144	CUT	
						Total	

Coody, Charles (71.83)

Year	1st	2nd	3rd	4th	Total	Finish	Money
1966	74	72	75	68	289	T46	$235.00
1967	74	68	73	75	290	T61	
1968	73	75			148	CUT	
1969	69	70	73	76	288	T65	266.67
1970	71				71	W/D	
1973	69	69	68	70	276	T18	2,092.36
1983	74	70	72	74	290	T28	2,602.85
						Total	$5,196.88

Cook, Austin (69.08)

Year	1st	2nd	3rd	4th	Total	Finish	Money
2015	70	67	69	67	273	T43	$18,360.00
2019	66	68	66	75	275	T72	12,028.00
2020	69	67	69	76	281	T74	12,480.00
2021	70	74			144	CUT	
						Total	**$42,868.00**

Cook, Jeff (74.00)

Year	1st	2nd	3rd	4th	Total	Finish	Money
1993	72	76			148	CUT	
						Total	

Cook, John (72.12)

Year	1st	2nd	3rd	4th	Total	Finish	Money
1980	78	74			152	CUT	
1983	73	71	72	74	290	T28	$2,602.86
1985	73	71	71	76	291	T17	6,000.00
1986	72	72	74	68	286	T24	4,262.50
1987	72	73	72	69	286	6	21,600.00
1990	74	71	75	68	288	T19	12,409.10
1992	73	71	66	68	278	2	135,000.00
1993	71	73	70	72	286	T20	16,250.00
1994	72	72	71	70	285	T22	13,521.43
1995	77	72			149	CUT	
1996	71	75	78	70	294	T74	3,438.00
1997	71	73			144	CUT	
						Total	**$215,083.89**

Cook, John (75.25)

Year	1st	2nd	3rd	4th	Total	Finish	Money
1965	70	77	80	74	301	71	
						Total	

Cook, Lawrence (76.63)

Year	1st	2nd	3rd	4th	Total	Finish	Money
1958	81	76			157	CUT	
1961	74	74	78	75	301	T43	
1962	77	78			155	CUT	
						Total	

Coon, Ross (75.75)

Year	1st	2nd	3rd	4th	Total	Finish	Money
1960	76	77			153	CUT	
1965	76	74			150	CUT	
						Total	

Cooper, Carl (73.88)

Year	1st	2nd	3rd	4th	Total	Finish	Money
1990	74	77			151	CUT	

1991	72	72	75	75	294	71	$2,475.00
1992	70	76			146	CUT	
						Total	**$2,475.00**

Cooper, Harry (72.38)

Year	1st	2nd	3rd	4th	Total	Finish	Money
1938	143	67	74		284	6	$300.00
1939	140	74	75		289	9	190.00
1940	152	69	67		288	T15	40.00
1955	73	75	73	76	297	T50	
						Total	**$530.00**

Cooper, Ned (74.13)

Year	1st	2nd	3rd	4th	Total	Finish	Money
1949	70	73	78	73	294	T36	
1950	71	77	75	76	299	T49	
						Total	

Cooper, Pete (72.81)

Year	1st	2nd	3rd	4th	Total	Finish	Money
1946					291	T28	
1948	71	76	69	75	291	T21	
1949	73	71	73	74	291	T27	
1950	73	74	75	70	292	T28	
						Total	

Corcoran, George (78.92)

Year	1st	2nd	3rd	4th	Total	Finish	Money
1952	74	80	80	81	315	T56	
1956	80	80	77	79	316	70	
1958	77	82			159	CUT	
1959	80	77			157	CUT	
						Total	

Correll, Joe (76.00)

Year	1st	2nd	3rd	4th	Total	Finish	Money
1956	78	74	77	75	304	T53	
						Total	

Cosentino, Lewis (81.50)

Year	1st	2nd	3rd	4th	Total	Finish	Money
1958	82	81			163	CUT	
						Total	

Coston, Jeff (77.00)

Year	1st	2nd	3rd	4th	Total	Finish	Money
1985	77	78			155	CUT	
1988	76	77			153	CUT	
						Total	

Cotton, Henry (74.00)

Year	1st	2nd	3rd	4th	Total	Finish	Money
1956	77	72	74	73	296	T31	
						Total	

Couch, Chris (70.47)

Year	1st	2nd	3rd	4th	Total	Finish	Money
1999	76	70			146	CUT	
2004	74	69			143	CUT	
2006	69	68	69	72	278	T12	$92,142.85
2007	70	72			142	CUT	
2010	66	74			140	CUT	
2011	69	69			138	CUT	
2012	70				70	W/D	
						Total	**$92,142.85**

Coughlan, Richie (73.00)

Year	1st	2nd	3rd	4th	Total	Finish	Money
1998	74	68	73	74	289	T55	$4,928.00
2001	74				74	W/D	
2002	75	73			148	CUT	
						Total	**$4,928.00**

Couples, Fred (72.13)

Year	1st	2nd	3rd	4th	Total	Finish	Money
1981	72	75	78	73	298	T64	$630.00
1983	76	71	69	76	292	T38	1,680.00
1984	72	71	71	71	285	T3	18,040.00
1985	72	72	73	83	300	T60	848.00
1986	73	71	67	78	289	T43	1,461.00
1988	70	71	72	73	286	T30	6,075.33
1989	75	71	68	74	288	T15	14,066.66
1990	71	70	71	73	285	T4	51,666.66
1992	70	72	73	75	290	T59	2,712.50
1993	78	76			154	CUT	
2009	66	66	67	67	266	T5	172,890.00
2010	72	70			142	CUT	
2014	74	69			143	CUT	
						Total	**$270,070.15**

Courtney, Charles (71.75)

Year	1st	2nd	3rd	4th	Total	Finish	Money
1967	72	73	72	74	291	T63	
1968	69	69	70	70	278	T16	$1,993.75
1969	70	76			146	CUT	
1970	79				79	W/D	
1973	69	72	68	70	279	T37	903.00
1975	75				75	W/D	
						Total	**$2,896.75**

Corello, Vince (74.00)

Year	1st	2nd	3rd	4th	Total	Finish	Money
2020	74	WD					
						Total	

Cox, Kris (71.33)

Year	1st	2nd	3rd	4th	Total	Finish	Money
2004	69	74			143	CUT	
2006	67	71	76	71	285	T52	$11,542.86
						Total	**$11,542.86**

Crain, Andy (74.00)

Year	1st	2nd	3rd	4th	Total	Finish	Money
2002	73	75			148	CUT	
						Total	

Cramer, Rick (76.00)

Year	1st	2nd	3rd	4th	Total	Finish	Money
1986	73	79			152	CUT	
						Total	

Crampton, Bruce (71.21)

Year	1st	2nd	3rd	4th	Total	Finish	Money
1958	69	74	74	76	293	T46	
1959	75	69	73	77	294	T34	
1960	74	68	73	67	282	T9	$775.00
1961	75	75	77	78	305	T53	
1962	72	68	72	76	288	T13	806.00
1963	73	72	71	69	285	T24	455.00
1964	73	70	71	72	286	T13	845.00
1965	74	73	71	73	291	T48	126.00
1966	72	68	76		216	W/D	
1967	71	68	72	71	282	T23	1,072.91
1968	72	69	69	68	278	T16	1,993.75
1969	68	69	70	71	278	10	4,000.00
1970	72	69	71	68	280	T16	2,184.00
1971	68	71	70	72	281	T18	1,941.80
1972	67	65	70	73	275	T7	5,900.00
1974	69	70	73	67	279	T22	1,916.89
1976	70	68	69	71	278	T21	2,185.00
						Total	**$24,201.35**

Crane, Ben (70.11)

Year	1st	2nd	3rd	4th	Total	Finish	Money
2002	77	73			150	CUT	
2003	70	72	73	69	284	T57	$10,035.00
2004	68	69	70	70	277	T8	110,975.00
2008	68	66	70	68	272	T41	18,870.00
2011	69	69			138	CUT	
2013	72	76			148	CUT	
2015	70	70			140	CUT	
2016	70	73			143	CUT	
2017	69	64	72	67	272	T37	26,100.00
2018	70	69			139	CUT	
						Total	**$165,980.00**

Cranford, Paul (83.33)

Year	1st	2nd	3rd	4th	Total	Finish	Money
1957	89				89	W/D	
1958	81	80			161	CUT	
						Total	

Crenshaw, Ben (72.56)

Year	1st	2nd	3rd	4th	Total	Finish	Money
1981	73	72	70	71	286	T5	$11,400.00
1982	69	73	78	69	289	T5	11,400.00
1983	78	70	71	74	293	T44	1,209.33
1984	73	72	73	67	285	T3	18,040.00
1985	75	78			153	CUT	
						Total	**$42,049.33**

Crews, Jr., George (80.25)

Year	1st	2nd	3rd	4th	Total	Finish	Money
1964	81	75	83	82	321	70	
						Total	

Crichton, James (77.50)

Year	1st	2nd	3rd	4th	Total	Finish	Money
1953	81	74			155	CUT	
						Total	

Crichton, Marshall (72.00)

Year	1st	2nd	3rd	4th	Total	Finish	Money
1938	145	70	73		288	T13	$100.00
						Total	**$100.00**

Crocker, R. (78.67)

Year	1st	2nd	3rd	4th	Total	Finish	Money
1954	75	80	86	79	320	68	
1959	76	76			152	CUT	
						Total	

Cromer, Burke (79.00)

Year	1st	2nd	3rd	4th	Total	Finish	Money
2002	74	84			158	CUT	
						Total	

Crownover, Paul (78.00)

Year	1st	2nd	3rd	4th	Total	Finish	Money
1960	80	76			156	CUT	
						Total	

Cruickshank, Bobby (71.25)

Year	1st	2nd	3rd	4th	Total	Finish	Money
1938	143	70	72		285	T7	$215.00
						Total	**$215.00**

Cudd, Jay (75.83)

Year	1st	2nd	3rd	4th	Total	Finish	Money
1982	69	75	79	76	299	T48	$754.00
1984	78	78			156	CUT	
						Total	**$754.00**

Culp, Trailey (86.00)

Year	1st	2nd	3rd	4th	Total	Finish	Money
1957	90	82			172	CUT	
						Total	

Cummings, Rusty (77.00)

Year	1st	2nd	3rd	4th	Total	Finish	Money
1995	82	72			154	CUT	
						Total	

Cunning, Michael (76.50)

Year	1st	2nd	3rd	4th	Total	Finish	Money
1992	71	82			153	CUT	
						Total	

Cupit, Bobby (78.50)

Year	1st	2nd	3rd	4th	Total	Finish	Money
1962	76	81			157	CUT	
						Total	

Cupit, Jacky (71.60)

Year	1st	2nd	3rd	4th	Total	Finish	Money
1965	72	77			149	CUT	
1968	71	69	71	74	285	T52	
1972	70	68	71	73	282	T43	$660.00
						Total	**$660.00**

Curl, Rod (71.87)

Year	1st	2nd	3rd	4th	Total	Finish	Money
1970	68	78			146	CUT	
1972	67	70	72	69	278	T18	$2,044.00
1973	72	68	69	71	280	T44	633.50
1974	69	72	71	70	282	T35	1,063.09
1977	74	71	68	75	288	T31	1,276.88
1978	71	71	76	71	289	T31	1,455.00
1979	71	77	73	76	297	T58	545.00
1980	72	75	70	71	288	T26	1,631.82
1981	73	72	73	71	289	T16	4,800.00
1982	73	74			147	CUT	
1986	70	77			147	CUT	
						Total	**$13,449.29**

Curran, Jon (69.00)

Year	1st	2nd	3rd	4th	Total	Finish	Money
2015	66	72			138	CUT	
						Total	

Curry, Paul (75.00)

Year	1st	2nd	3rd	4th	Total	Finish	Money
2000	73	77			150	CUT	
						Total	

Curtis, Ben (70.88)

Year	1st	2nd	3rd	4th	Total	Finish	Money
2004	72	73			145	CUT	
2005	69	69	79	73	290	T76	$9,350.00
2011	70	69			139	CUT	
2013	71	69			140	CUT	
2014	68	67	73	67	275	T47	14,257.00
2015	79	66			145	CUT	
						Total	**$23,607.00**

Daber, Thad (77.25)

Year	1st	2nd	3rd	4th	Total	Finish	Money
1983	76	80			156	CUT	
1984	73	80			153	CUT	
						Total	

Dahmen, Joel (68.40)

Year	1st	2nd	3rd	4th	Total	Finish	Money
2017	67	68	72	66	273	T42	$18,661.50
2019	65	68	72	67	272	T53	14,153.72
2021	68	71			139	CUT	
						Total	**$32,815.22**

Daley, Jess (74.50)

Year	1st	2nd	3rd	4th	Total	Finish	Money
2002	74	75			149	CUT	
						Total	

Daley, Joe (72.50)

Year	1st	2nd	3rd	4th	Total	Finish	Money
1995	72	75			147	CUT	
1996	70	71	76	69	286	T35	$8,130.00
1998	73	69	75	75	292	T72	4,290.00
						Total	**$12,420.00**

Dalpos, Rick (75.25)

Year	1st	2nd	3rd	4th	Total	Finish	Money
1986	75	76			151	CUT	
1987	80	77			157	CUT	
1993	70	75	71	78	294	T67	$3,045.00
						Total	**$3,045.00**

Dalrymple, John (78.50)

Year	1st	2nd	3rd	4th	Total	Finish	Money
1954	76	81			157	CUT	
						Total	

Daly, John (71.63)

Year	1st	2nd	3rd	4th	Total	Finish	Money
1991	73	73			146	CUT	
1993	75	72	74	75	296	T74	$2,835.00
1994	78	84			162	CUT	
1998	72	70	76	79	297	76	4,136.00
2000	70	73	73	78	294	T66	6,120.00
2004	70	72			142	CUT	
2005	75	72			147	CUT	
2006	72	71			143	CUT	
2008	70	67	66	71	274	T50	12,886.00
2009	66	70	73		209	T82	8,925.00
2010	68	68	69	64	269	T41	17,365.50
2011	69	68	70	71	278	T66	10,608.00
2012	72	68			140	CUT	
2014	69	71			140	CUT	
						Total	**$62,875.50**

Dalziel, Doug (80.00)

Year	1st	2nd	3rd	4th	Total	Finish	Money
1978	81	79			160	CUT	
						Total	

Damron, Robert (71.68)

Year	1st	2nd	3rd	4th	Total	Finish	Money
1997	66	72	67	71	276	T4	$83,600.00
1998	70	73	75	74	292	T72	4,290.00
1999	71	71	69	77	288	T48	6,534.66
2000	72	73			145	CUT	
2001	67	71	70	75	283	T47	8,990.00
2002	74	78			152	CUT	
2003	71	72	70	72	285	T61	9,495.00
2004	71	70	79	73	293	69	9,384.00
2005	74	67	74	67	282	T51	11,840.00
2006	67	73	70	76	286	T59	10,900.00
2007	72	70			142	CUT	
						Total	**$145,033.66**

Danielson, Charlie (69.00)

Year	1st	2nd	3rd	4th	Total	Finish	Money
2019	71	67			138	CUT	

Davis, Bill (75.75)

Year	1st	2nd	3rd	4th	Total	Finish	Money
1950	77	72	76	78	303	T54	
						Total	

Davis, Brian (69.85)

Year	1st	2nd	3rd	4th	Total	Finish	Money
2006	69	71	74	67	281	T28	$35,500.00
2007	65	73	68	71	277	T37	19,016.67
2008	69				69	W/D	
2009	70	65	68	69	272	T32	24,820.00
2012	71	73			144	CUT	
2013	70	71			141	CUT	
2014	69	65	70	69	273	T38	21,730.00
2015	73	69			142	CUT	
2017	72	73			145	CUT	
2018	67	75			142	CUT	
						Total	**$101,066.67**

Davis, Cameron (66.63)

Year	1st	2nd	3rd	4th	Total	Finish	Money
2019	66	67	69	65	267	T22	$53,044.45
2020	71	65	65	65	265	T13	104,000.00
						Total	**$157,044.45**

Davis, Mike (76.00)

Year	1st	2nd	3rd	4th	Total	Finish	Money
1976	75	77			152	CUT	
						Total	

Dawson, Marco (71.25)

Year	1st	2nd	3rd	4th	Total	Finish	Money
1991	71	71	69	67	278	T9	$33,750.00
1992	70	71	73	72	286	T36	5,887.00
1993	76	78			154	CUT	
1994	70	74	72	68	284	T15	22,500.00
1995	73	74			147	CUT	
1996	70	73	70	71	284	T16	25,251.43
1997	72	72			144	CUT	
2000	71	74			145	CUT	
2001	71	70	72	68	281	T29	21,775.00
2003	72	74			146	CUT	
2005	72	68	68	71	279	T34	24,714.29
2006	73	69	71	72	285	T52	11,542.86
2007	69	72			141	CUT	
2008	67				67	W/D	
2010	68	71			139	CUT	
2012	75				75	DQ	
						Total	**$145,420.58**

Day, Glen (70.31)

Year	1st	2nd	3rd	4th	Total	Finish	Money
1994	69	73	73	74	289	T44	$4,062.50
1995	72	70	74	70	286	T41	5,400.00
1996	77	71			148	CUT	
1997	72	66	69	75	282	T19	22,230.00
2001	70	71	68	74	283	T47	8,990.00
2004	76	71			147	CUT	
2007	72	71			143	CUT	
2008	66	69	69	68	272	T41	18,870.00
2009	69	64	66	70	269	T13	95,625.00
2010	67	67	65	71	270	T49	12,724.50
2014	73	69			142	CUT	
						Total	**$167,902.00**

Day, Jason (70.50)

Year	1st	2nd	3rd	4th	Total	Finish	Money
2008	71	70			141	CUT	
						Total	

de Jonge, Brendon (69.62)

Year	1st	2nd	3rd	4th	Total	Finish	Money
2007	69	71			140	CUT	
2009	71	71			142	CUT	
2011	69	67	65	72	273	T40	$19,240.00
2012	68	68	67	66	269	T14	88,400.00
2013	70	68	70	71	279	T52	12,176.75
2014	71	73			144	CUT	
2015	70	69			139	CUT	
2016	67	72			139	CUT	
2017	70	70			140	CUT	
2018	71	74			145	CUT	
						Total	**$119,816.75**

De Vicenzo, Roberto (71.92)

Year	1st	2nd	3rd	4th	Total	Finish	Money
1950	74	74	73	71	292	T28	
1951	74	72	69	71	286	T4	$700.00
1958	73	69	71	72	285	23	170.00
						Total	**$870.00**

Deaton, Charles (77.00)

Year	1st	2nd	3rd	4th	Total	Finish	Money
1951	75	76	79		230	W/D	
1952	80	76	76	77	309	T45	
						Total	

Debaufre, Tim (76.75)

Year	1st	2nd	3rd	4th	Total	Finish	Money
1965	80	75			155	CUT	
1968	75	77			152	CUT	
						Total	

Deemer, William (75.50)

Year	1st	2nd	3rd	4th	Total	Finish	Money
1955	73	76	77	76	302	58	
						Total	

DeForest, John (82.00)

Year	1st	2nd	3rd	4th	Total	Finish	Money
1985	81	83			164	CUT	
						Total	

DeFrancesco, Wayne (73.50)

Year	1st	2nd	3rd	4th	Total	Finish	Money
2002	74	73			147	CUT	
						Total	

DeLaet, Graham (69.88)

Year	1st	2nd	3rd	4th	Total	Finish	Money
2010	67	74			141	CUT	
2012	69	67	67	68	271	T22	$48,273.33
2016	76	71			147	CUT	
						Total	**$48,273.33**

Delahoussaye, Brent (69.00)

Year	1st	2nd	3rd	4th	Total	Finish	Money
2010	70	68			138	CUT	
						Total	

Delk, Billy (79.75)

Year	1st	2nd	3rd	4th	Total	Finish	Money
1954	76	79	87	77	319	67	
						Total	

Delsing, Jay (72.19)

Year	1st	2nd	3rd	4th	Total	Finish	Money
1985	76	77			153	CUT	
1986	76	71			147	CUT	
1987	79				79	W/D	
1989	80	74			154	CUT	
1990	74	73	71	69	287	T10	$25,138.89
1991	73	71	68	67	279	T12	26,250.00
1992	69	71	72	70	282	T11	23,333.33
1993	72	73	75	72	292	T50	3,485.46
1994	69	75	69	73	286	T29	9,975.00
1995	72	76			148	CUT	
1996	76	71			147	CUT	
1997	75	69			144	CUT	
1998	73	74			147	CUT	
1999	74	72			146	CUT	
2000	74	73			147	CUT	
2004	67	72	73	68	280	T19	55,752.00
2005	71	68	73	74	286	T68	10,000.00
2007	68	69	68	76	281	T67	10,000.00
2008	68	73			141	CUT	
						Total	**$163,934.68**

Demaret, Jimmy (71.13)

Year	1st	2nd	3rd	4th	Total	Finish	Money
1946					282	T4	$550.00
1947					292	7	600.00
1948	69	72	72	72	285	T7	475.00
1950	70	72	71	66	279	2	1,400.00
						Total	$3,025.00

DeMorat, Michael (69.00)

Year	1st	2nd	3rd	4th	Total	Finish	Money
2018	69	69			138	CUT	
						Total	

Dempsey, Larry (74.05)

Year	1st	2nd	3rd	4th	Total	Finish	Money
1950	73	72	82	78	305	57	
1955	70	70	76	77	293	T39	
1956	73	74	73	70	290	19	
1957	71	74	75	79	299	T58	
1958	77	74	72	71	294	T50	
						Total	

Demsey, Todd (70.00)

Year	1st	2nd	3rd	4th	Total	Finish	Money
1997	72	72			144	CUT	
2008	69	68	68	71	276	T60	$11,067.00
						Total	**$11,067.00**

Dennis, Clark (73.00)

Year	1st	2nd	3rd	4th	Total	Finish	Money
1990	71	75	73	76	295	T57	$2,787.50
1991	69	73	76	74	292	69	2,525.00
1994	77	76			153	CUT	
1995	76	69			145	CUT	
1998	69	70	73	71	283	T16	30,862.86
1999	73	73			146	CUT	
						Total	**$36,175.36**

Dent, Jim (73.13)

Year	1st	2nd	3rd	4th	Total	Finish	Money
1973	73	71			144	CUT	
1974	69	71	73	73	286	T57	$451.68
1975	75	74	71	76	296	T54	495.00
1976	72	70	74	73	289	T74	
1977	74	72	79	70	295	T66	393.75
1978	73	72	74	72	291	T39	866.00
1979	71	73	74	75	293	T34	1,290.00
1980	70	74	77	75	296	T69	495.00
1981	70	71	75	76	292	T28	1,952.14
1982	73	73	75	75	296	T28	1,995.00
1983	73	75	72	73	293	T44	1,209.33
1984	72	72	75	71	290	T30	2,484.00
1985	74	71	77	75	297	T43	1,282.67
1986	72	73	71	75	291	T57	1,115.00
						Total	**$14,029.57**

Devlin, Bruce (73.33)

Year	1st	2nd	3rd	4th	Total	Finish	Money
1962	74	74	71	78	297	T42	
1965	72	70	69	72	283	T14	$1,450.00
1971	74	72	71	71	288	T61	271.43
1972	70	66	76	75	287	T68	347.82
1974	76	74			150	CUT	
1979	81				81	W/D	
1980	71	70	71	73	285	T11	5,125.00
1981	76	74			150	CUT	
1983	83	76			159	CUT	
						Total	**$7,194.25**

Díaz, Roberto (68.25)

Year	1st	2nd	3rd	4th	Total	Finish	Money
2018	68	69	67	69	273	T53	$13,890.00
2019	67	68	65	66	266	T19	80,600.00
						Total	**$94,490.00**

Dickerson, Bubba (73.80)

Year	1st	2nd	3rd	4th	Total	Finish	Money
2002	73	77			150	CUT	
2006	74				74	W/D	
2007	74	71			145	CUT	
						Total	

Dickinson, Gardner (71.25)

Year	1st	2nd	3rd	4th	Total	Finish	Money
1955	69	74	70	73	286	T18	$140.00
1957	70	69	73	72	284	T8	600.00
						Total	**$740.00**

Dickson, Bob (71.16)

Year	1st	2nd	3rd	4th	Total	Finish	Money
1969	70	72	69	75	286	T54	$266.67
1970	68	73	74	72	287	T52	300.00
1973	68	68	70	68	274	T12	3,937.50
1976	72	70	74		216	W/D	
1977	73	72	73	71	289	T40	822.44
						Total	**$5,326.61**

Diehl, Terry (73.13)

Year	1st	2nd	3rd	4th	Total	Finish	Money
1976	70	70	70	68	278	T21	$2,185.00
1977	74	71	71	73	289	T40	822.45
1978	74	74			148	CUT	
1980	77	80			157	CUT	
1981	74	75			149	CUT	
1982	79	70			149	CUT	
						Total	**$3,007.45**

Dietz, Mike (74.38)

Year	1st	2nd	3rd	4th	Total	Finish	Money
1948	75	76			151	W/D	
1954	74	72	74	70	290	T9	$343.34
1960	80	74			154	CUT	
						Total	**$343.34**

Dill, Terry (71.41)

Year	1st	2nd	3rd	4th	Total	Finish	Money
1965	71	80			151	DQ	
1966	70	68	74	74	286	T35	$550.00
1967	76	75			151	CUT	
1968	67	72	70	70	279	T22	1,443.75
1969	71	71	67	72	281	T19	1,920.00
1970	74	72			146	CUT	
1971	70	68	71	68	277	T5	7,315.00
						Total	**$11,228.75**

Dillard, Andy (72.25)

Year	1st	2nd	3rd	4th	Total	Finish	Money
1986	69	71	75	74	289	T43	$1,461.00
						Total	**$1,461.00**

Dillon, Ryan (76.00)

Year	1st	2nd	3rd	4th	Total	Finish	Money
2000	78	74			152	CUT	
						Total	

Dillow, Chris (79.00)

Year	1st	2nd	3rd	4th	Total	Finish	Money
2007	76	82			158	CUT	
						Total	

Dills, Joey (75.50)

Year	1st	2nd	3rd	4th	Total	Finish	Money
1976	80	71			151	CUT	
						Total	

DiMarco, Chris (71.15)

Year	1st	2nd	3rd	4th	Total	Finish	Money
1994	69	73	78	70	290	T56	$3,330.00
1995	68	73	71	70	282	T19	17,550.00
1998	72	75			147	CUT	
1999	70	72	76	72	290	T57	5,746.00
2000	70	70	75	76	291	T53	6,980.00
2008	71	72			143	CUT	
2009	69	71			140	CUT	
2010	67	68	68	71	274	T71	9,996.00
2011	72	69			141	CUT	
2012	69	73			142	CUT	
2013	70	68	70	71	279	T52	12,176.75
						Total	**$55,778.75**

Divel, Rick (73.50)

Year	1st	2nd	3rd	4th	Total	Finish	Money
1976	72	75			147	CUT	
						Total	

Dobie, Bruce (74.50)

Year	1st	2nd	3rd	4th	Total	Finish	Money
1969	74	75			149	CUT	
						Total	

Doctor, Steve (75.00)

Year	1st	2nd	3rd	4th	Total	Finish	Money
1951	76	76	75	77	304	T40	
1955	73	75	73	75	296	49	
						Total	

Dodds, Trevor (72.83)

Year	1st	2nd	3rd	4th	Total	Finish	Money
1986	71	72	78	69	290	T53	$1,157.50
1987	73	76	74	77	300	T66	1,224.00
1989	72	76	72	75	295	T63	2,100.00
1991	71	76			147	CUT	
1993	80	80			160	CUT	
1994	69	76	77	74	296	T71	2,940.00
1995	68	73	73	70	284	T29	9,332.14
1998	68	69	70	69	276	1	396,000.00
1999	71	65	72	69	277	8	80,600.00
2000	72	77			149	CUT	
2001	70	69	69	74	282	T36	14,365.91
2002	72	72	73	71	288	T48	9,667.20
2003	74	78			152	CUT	
2004	72	73			145	CUT	
2005	72	72			144	CUT	

2006	75	73			148	CUT	
2007	76	79			155	CUT	
2008	76	69			145	CUT	
						Total	**$517,386.75**

Dodich, Joe (79.33)

Year	1st	2nd	3rd	4th	Total	Finish	Money
1960	75	75			150	CUT	
1961	88				88	W/D	
						Total	

Dodson, Eddie (73.67)

Year	1st	2nd	3rd	4th	Total	Finish	Money
1952	75	69	77		221	W/D	
						Total	

Dodson, Leonard (73.00)

Year	1st	2nd	3rd	4th	Total	Finish	Money
1945					296	13	$146.00
1946					288	T18	50.00
						Total	**$196.00**

Doering, Art (71.88)

Year	1st	2nd	3rd	4th	Total	Finish	Money
1951	70	71	68	70	279	1	$2,000.00
1956	77	74	72	73	296	T31	
						Total	**$2,000.00**

Dolan, Jay (71.30)

Year	1st	2nd	3rd	4th	Total	Finish	Money
1965	71	69	70	73	283	T14	$1,450.00
1966	70	71	75	68	284	T21	953.57
1967	72	74			146	CUT	
						Total	**$2,403.57**

Donald, Luke (69.79)

Year	1st	2nd	3rd	4th	Total	Finish	Money
2002	72	68	76	74	290	T56	$8,512.00
2003	70	74			144	CUT	
2004	72	71			143	CUT	
2015	68	67	67	68	270	T26	39,960.00
2016	65	68	64	67	264	2	604,800.00
2017	69	70			139	CUT	
2020	72	72			144	CUT	
2021	72	67			139	CUT	
						Total	**$653,272.00**

Donald, Mike (73.87)

Year	1st	2nd	3rd	4th	Total	Finish	Money
1981	79	74			153	CUT	
1982	75	72			147	CUT	
1983	72	75	69	74	290	T28	$2,602.86
1984	74	76			150	CUT	
1985	76	77			153	CUT	
1986	72	71	72	77	292	T61	1,075.00
1988	74	69	76	74	293	T71	1,950.00
1989	74	71	70	77	292	T42	3,217.50
1990	77	74			151	CUT	
1992	70	76			146	CUT	
1993	76	73			149	CUT	
						Total	**$8,845.36**

Donald, Robert (77.50)

Year	1st	2nd	3rd	4th	Total	Finish	Money
1979	76	79			155	CUT	
						Total	

Donaldson, Jamie (69.00)

Year	1st	2nd	3rd	4th	Total	Finish	Money
2012	68	66	71	71	276	T50	$12,542.40
						Total	**$12,542.40**

Dorius, Ted (76.25)

Year	1st	2nd	3rd	4th	Total	Finish	Money
1959	71	77	74	83	305	T57	
						Total	

Dorn, John (74.00)

Year	1st	2nd	3rd	4th	Total	Finish	Money
1953	73	76	74	73	296	T49	
						Total	

Dorsett, Jr., A. (76.75)

Year	1st	2nd	3rd	4th	Total	Finish	Money
1955	74	76	79	78	307	T66	
						Total	

Doss, Jackie (78.00)

Year	1st	2nd	3rd	4th	Total	Finish	Money
1958	77	79			156	CUT	
						Total	

Dou, Zecheng (69.00)

Year	1st	2nd	3rd	4th	Total	Finish	Money
2018	71	67			138	CUT	
						Total	

Dougherty, Ed (73.08)

Year	1st	2nd	3rd	4th	Total	Finish	Money
1976	69	73	69	78	289	T74	
1977	75	69	71	69	284	T8	$5,659.66
1978	78	72			150	CUT	
1979	75	78			153	CUT	
1980	68	73	72	76	289	T37	1,075.00
1981	77	73			150	CUT	
1982	76	77			153	CUT	
1987	76	76			152	CUT	
1988	73	70	74	71	288	T43	3,045.00
1991	71	69	69	74	283	T25	7,891.66
1992	69	75	73	73	290	T59	2,712.50
1993	76	75			151	CUT	
1994	72	74			146	CUT	
1997	76	69			145	CUT	
						Total	**$20,383.82**

Douglass, Bruce (75.50)

Year	1st	2nd	3rd	4th	Total	Finish	Money
1981	78	78			156	CUT	
1982	71	71	76	79	297	T34	$1,515.00
						Total	**$1,515.00**

Douglass, Dale (72.31)

Year	1st	2nd	3rd	4th	Total	Finish	Money
1960	78	73			151	CUT	
1965	71	71	73	69	284	T18	$1,150.00
1967	71	71	77	72	291	T63	
1968	69	69	69	69	276	13	2,750.00
1969	69	71	69	73	282	T22	1,334.00
1970	71	72	72	77	292	T67	300.00
1971	71	69	71	72	283	T37	921.50
1972	76	68			144	CUT	
1974	72	68	73	68	281	T32	1,303.62
1975	75	70	74	78	297	T59	441.25
1976	71	73			144	CUT	
1977	72	74	70	74	290	T49	578.20
1978	81	76			157	CUT	
1979	75	74	75	75	299	T66	510.00
						Total	**$9,288.57**

Douglas, Dave (74.93)

Year	1st	2nd	3rd	4th	Total	Finish	Money
1948	70	73	72	74	289	T14	$180.00
1949	75	72	73		220	W/D	
1950	74	71	76	73	294	T38	
1952	73	64	71	69	277	1	2,000.00
1953	72	70	71	73	286	T17	127.50
1954	76	72	73		221	W/D	
1955	74	76	73	75	298	54	
1956	74	68	72	74	288	T16	190.00
						Total	**$2,497.50**

Dowdall, John (73.50)

Year	1st	2nd	3rd	4th	Total	Finish	Money
1997	76	71			147	CUT	
						Total	

Dowen, Gary (77.50)

Year	1st	2nd	3rd	4th	Total	Finish	Money
1977	78	77			155	CUT	
						Total	

Dowling, Jim (78.50)

Year	1st	2nd	3rd	4th	Total	Finish	Money
1961	80	77			157	CUT	
						Total	

Doyle, Allen (72.00)

Year	1st	2nd	3rd	4th	Total	Finish	Money
1997	73	71			144	CUT	
						Total	

Draper, Eddie (75.25)

Year	1st	2nd	3rd	4th	Total	Finish	Money
1959	72	73	72	84	301	48	
						Total	

Drewitt, Brett (69.00)

Year	1st	2nd	3rd	4th	Total	Finish	Money
2017	68	70			138	CUT	
						Total	

Driscoll, James (70.39)

Year	1st	2nd	3rd	4th	Total	Finish	Money
2005	67	71	72	71	281	T45	$14,300.00
2006	66	75	75	76	292	T74	9,550.00
2008	69	70			139	CUT	
2009	70	68	67	72	277	T64	10,710.00
2010	67	67	67	66	267	T28	33,915.00
2011	73	71			144	CUT	
2012	73	69			142	CUT	
2013	71	71			142	CUT	
2014	69	70			139	CUT	
2018	69	79			148	CUT	
						Total	**$68,475.00**

Dudas, Stan (77.17)

Year	1st	2nd	3rd	4th	Total	Finish	Money
1950	76	73	80	78	307	58	
1954	79	77			156	CUT	
						Total	

Duden, Bob (74.86)

Year	1st	2nd	3rd	4th	Total	Finish	Money
1951	74	76	77		227	W/D	
1955	76	70	77	74	297	T50	
						Total	

Dufner, Jason (68.15)

Year	1st	2nd	3rd	4th	Total	Finish	Money
2004	65	70	73	69	277	T8	$110,975.00
2007	70	74			144	CUT	
2008	66	69	66	68	269	T26	40,672.50
2009	68	73			141	CUT	
2010	66	69	68	65	268	T34	25,208.57
2011	66	73			139	CUT	
2012	68	67	63	69	267	T7	162,066.66
2015	67	70	65	73	275	T51	12,787.20
2016	70	67	66	67	270	T22	45,665.46
2017	67	66	67	68	268	T14	107,300.00
2018	66	68	72	70	276	T66	12,300.00
2019	67	70			137	CUT	
2020	69	65	67	70	271	T31	37,440.00
2021	71	65	70	63	269	T24	53,440.00
						Total	**$607,855.39**

Duke, Ken (69.88)

Year	1st	2nd	3rd	4th	Total	Finish	Money
2004	72	69	72	72	285	T51	$11,009.33
2008	65	71	71	69	276	T60	11,067.00
2009	66	67	71	67	271	T24	39,461.25
2012	70	73			143	CUT	
2014	68	72			140	CUT	
2015	69	70			139	CUT	
2016	71	71			142	CUT	
2017	68	69	73		210	T80	10,324.00
2018	68	73			141	CUT	

						Total	**$71,861.58**

Dunakey, Doug (71.88)

Year	1st	2nd	3rd	4th	Total	Finish	Money
1999	75	73			148	CUT	
2000	67	71	72	71	281	T5	$109,500.00
2001	69	77			146	CUT	
						Total	**$109,500.00**

Dunaway, Skip (74.50)

Year	1st	2nd	3rd	4th	Total	Finish	Money
1981	72	76	74	76	298	T64	$630.00
						Total	**$630.00**

Duncan, A.J. (73.75)

Year	1st	2nd	3rd	4th	Total	Finish	Money
1988	73	71	77	74	295	T79	$1,810.00
						Total	**$1,810.00**

Duncan, Brian (69.00)

Year	1st	2nd	3rd	4th	Total	Finish	Money
2010	68	70			138	CUT	
						Total	

Duncan, Tyler (67.80)

Year	1st	2nd	3rd	4th	Total	Finish	Money
2018	70	73			143	CUT	
2019	68	67	69	66	270	T39	$22,940.00
2020	68	64	66	67	265	T13	129,600.00
2021	69	62	69	76	276	T57	14,656.00
						Total	**$167,196.00**

Dunk, Billy (71.50)

Year	1st	2nd	3rd	4th	Total	Finish	Money
1962	70	73	71	74	288	T13	$806.00
1964	67	71	71	75	284	T8	1,500.00
						Total	**$2,306.00**

Dunlap, Dick (74.33)

Year	1st	2nd	3rd	4th	Total	Finish	Money
1962	74	77	72		223	DQ	
						Total	

Dunlap, Scott (71.75)

Year	1st	2nd	3rd	4th	Total	Finish	Money
1996	73	72	70	75	290	T58	$3,960.00
1997	69	72	72	77	290	T65	3,971.00
1999	77	71			148	CUT	
2000	71	67	73	73	284	T16	45,000.00
2001	68	73	69	72	282	T36	14,365.91
2002	78	72			150	CUT	
2012	70	69	67	72	278	T58	11,440.00
						Total	**$78,736.91**

Dunlavey, Tim (73.33)

Year	1st	2nd	3rd	4th	Total	Finish	Money
1996	69	70	76	80	295	76	$3,384.00
2001	70	75			145	CUT	
						Total	**$3,384.00**

Dunn, Bob (75.00)

Year	1st	2nd	3rd	4th	Total	Finish	Money
1978	73	77			150	CUT	
						Total	

Durant, Joe (69.66)

Year	1st	2nd	3rd	4th	Total	Finish	Money
1997	73	73			146	CUT	
1998	72	71	75	70	288	T48	$5,468.58
2000	76	70			146	CUT	
2005	67	71	70	75	283	T56	11,200.00
2006	67	71	70	69	277	T6	151,250.00
2007	67	69	72	73	281	T67	10,000.00
2008	67	69	70	70	276	T60	11,067.00
2009	69	70			139	CUT	
2010	68	67	66	64	265	T12	96,900.00
2011	67	70	67	65	269	T12	101,920.00
2014	69	67	71	70	277	T57	11,660.00
						Total	**$399,465.58**

Duval, David (70.44)

Year	1st	2nd	3rd	4th	Total	Finish	Money
1995	72	68	70	71	281	T14	$25,500.00
2008	73	73			146	CUT	
2009	74	70			144	CUT	
2010	70	68			138	CUT	
2011	67	69	72	69	277	T64	10,972.00
2012	74	69			143	CUT	
2014	70	69			139	CUT	
						Total	**$36,472.00**

Eaks, R.W. (74.25)

Year	1st	2nd	3rd	4th	Total	Finish	Money
1998	72	78			150	CUT	
1999	78	69			147	CUT	
						Total	

Eastwood, Bob (73.37)

Year	1st	2nd	3rd	4th	Total	Finish	Money
1973	73	75			148	CUT	
1975	74	75	84	76	309	76	
1977	74	76			150	CUT	
1978	75	73			148	CUT	
1979	69	77	72	72	290	T12	$4,750.00
1980	71	69	71	74	285	T11	5,125.00
1981	78	79			157	CUT	
1983	70	69	73	72	284	T7	12,466.66
1988	74	68	78	74	294	T75	1,870.00
1989	71	75	75	71	292	T42	3,217.50
1990	76	75			151	CUT	
1991	70	74	68	68	280	T15	21,875.00
						Total	**$49,304.16**

Eckroat, Austin (68.00)

Year	1st	2nd	3rd	4th	Total	Finish	Money
2021	63	69	70	65	272	T37	$26,560.00
						Total	**$26,560.00**

Edwards, Danny (73.00)

Year	1st	2nd	3rd	4th	Total	Finish	Money
1975	76	74	73	80	303	75	
1976	72	72			144	CUT	
1977	68	68	68	72	276	1	$47,000.00
1978	76	69	71	72	288	T28	1,704.00
1980	67	73	76	71	287	T21	2,600.00
1981	71	72	72	74	289	T16	4,800.00
1982	66	72	72	75	285	1	54,000.00
1983	72	74	69	77	292	T38	1,680.00
1984	72	76	74	71	293	T48	1,032.00
1985	73	75	73	75	296	T37	1,760.00
1986	68	71	74	74	287	T28	3,400.00
1987	70	69	76	77	292	T20	5,712.00
1988	74	74			148	CUT	
1989	76	73			149	CUT	
1990	73	72	76	72	293	T47	3,171.87
1991	74	77			151	CUT	
1992	74	70	72	70	286	T36	5,887.00
1993	77	76			153	CUT	
1999	76	76			152	CUT	
2000	76	78			154	CUT	
						Total	**$132,746.87**

Edwards, David (72.28)

Year	1st	2nd	3rd	4th	Total	Finish	Money
1978	72	71	74	72	289	T31	
1979	72	77	80	72	301	72	$490.00
1980	73				73	W/D	
1981	70	76	74	74	294	T45	825.75
1982	68	75	78	81	302	T62	633.00
1983	80				80	W/D	
1984	72	73	73	74	292	T41	1,400.00
1986	67	72	74	68	281	T6	15,125.00
1988	75	74			149	CUT	
1989	70	71	75	72	288	T15	14,066.67
1990	70	75	72	70	287	T10	25,138.89
1991	74	69	70	69	282	T22	13,000.00
1992	73	73			146	CUT	
1993	70	71	70	72	283	T6	50,250.00
1994	71	74	68	68	281	T8	42,000.00
1995	67	74	71	72	284	T29	9,332.14
1996	72	74	68	71	285	T23	13,507.50
1997	70	74			144	CUT	
1998	69	69	72	75	285	T30	12,787.50
						Total	**$198,556.45**

Edwards, Ernest (78.63)

Year	1st	2nd	3rd	4th	Total	Finish	Money
1952	77	78	74	75	304	T37	
1953	84				84	W/D	
1956	83	78	80		241	W/D	
						Total	

Edwards, Greg (76.50)

Year	1st	2nd	3rd	4th	Total	Finish	Money
1973	76	77			153	CUT	
						Total	

Edwards, Joel (72.28)

Year	1st	2nd	3rd	4th	Total	Finish	Money
1989	78	78			156	CUT	
1990	75	79			154	CUT	
1991	71	73	73	70	287	T58	$2,762.50
1993	70	73	71	73	287	26	12,000.00
1994	69	69	73	70	281	T8	42,000.00
1995	71	72	76	74	293	71	2,970.00
1996	69	73	70	72	284	T16	25,251.43
2000	72	68	76	71	287	T28	19,950.00
2001	70	69	73	72	284	T54	7,910.00
2002	71	70	72	76	289	T53	8,841.33
						Total	**$121,685.26**

Edwards, Thurman (74.55)

Year	1st	2nd	3rd	4th	Total	Finish	Money
1946					289	T23	
1948	74	72	74	75	295	T38	
1952	77	75	83	74	309	T45	
1953	69	72	76	73	290	T28	
1954	77	78	75	78	308	T57	
						Total	

Eger, David (78.33)

Year	1st	2nd	3rd	4th	Total	Finish	Money
1980	76				76	DQ	
1981	75	84			159	CUT	
						Total	

Eggers, Bill (75.00)

Year	1st	2nd	3rd	4th	Total	Finish	Money
1962	73	73	79		225	CUT	
						Total	

Eichelberger, Dave (72.32)

Year	1st	2nd	3rd	4th	Total	Finish	Money
1968	71	71	73	68	283	T42	$445.89
1970	71	71	70	70	282	T30	1,147.50
1971	68	71	67	69	275	T2	17,575.00
1972	69	73	71	70	283	T46	430.43
1973	69	70	70	71	280	T44	633.50
1974	70	69	78	67	284	T42	707.82
1975	74	74	78	76	302	T73	
1976	71	72	75	76	294	83	
1977	75	71	74	71	291	T54	528.67
1978	69	71	71	74	285	T5	6,760.00
1979	71	73	72	76	292	T26	1,737.50
1980	75	69	74	69	287	T21	2,600.00
1981	77	74			151	CUT	
1983	71	73	74	79	297	T61	860.00
1984	72	77			149	CUT	
1985	72	74	76	78	300	T60	848.00
1986	74	73			147	CUT	
1987	75	76			151	CUT	
1988	71	72	74	73	290	T57	2,210.00
1989	72	67	72	71	282	4	48,000.00
1990	73	72	73	73	291	T39	5,125.00
						Total	**$89,609.31**

Eisinger, John (75.00)

Year	1st	2nd	3rd	4th	Total	Finish	Money
1958	73	73	74	74	294	T50	
1959	76	75	77	78	306	59	
						Total	

Elam, Johnny (79.50)

Year	1st	2nd	3rd	4th	Total	Finish	Money
1982	79	80			159	CUT	
						Total	

Elder, Brad (71.08)

Year	1st	2nd	3rd	4th	Total	Finish	Money
2000	70	68	74	73	285	T21	$31,200.00
2001	76	71			147	CUT	
2003	68	72	70	71	281	T37	18,450.00
2008	72	68			140	CUT	
						Total	**$49,650.00**

Elder, Lee (71.79)

Year	1st	2nd	3rd	4th	Total	Finish	Money
1968	74	71	75	69	289	T61	
1969	74	77			151	CUT	
1970	77	73			150	CUT	
1971	72	73	70	66	281	T18	$1,941.80
1972	68	68	73	69	278	T18	2,044.00
1973	64	72	68	68	272	T7	6,195.00
1975	74	73	70	69	286	T12	4,218.75
1976	71	71	70	70	282	T47	605.00
1977	74	72	70	69	285	T14	3,642.50
1978	70	71	73	71	285	T5	6,760.00
1979	73	73	69	73	288	T6	8,375.00
1980	69	74	73	73	289	T37	1,075.00
1981	72	73	75	76	296	T55	681.00
1982	73	77			150	CUT	
1983	74	68	75	72	289	T19	4,208.89
1984	71	74	77	71	293	T48	1,032.00
						Total	**$40,778.94**

Elkington, Steve (71.88)

Year	1st	2nd	3rd	4th	Total	Finish	Money
1988	72	73	72	72	289	T51	$2,353.33
1989	73	74	77	79	303	83	1,740.00
1990	74	71	71	66	282	1	225,000.00
1991	73	74			147	CUT	
1992	71	67	71	74	283	T20	13,035.71
1993	71	68	69	73	281	2	162,000.00
1994	76	69	71	74	290	T56	3,330.00
1995	73	74			147	CUT	
1997	67	71	75	76	289	T59	4,123.00
1998	71	71	67	76	285	T30	12,787.50
1999	71	68	75	73	287	T44	8,320.00
2000	74	77			151	CUT	
2001	71	69	73	71	284	T54	7,910.00
2002	71	73	78	70	292	T64	8,018.00
2004	67	73			140	W/D	
2005	70	70	69	69	278	T28	33,250.00
2006	71	74			145	CUT	
2009	65	75			140	CUT	
						Total	**$481,867.54**

Elliott, John (74.50)

Year	1st	2nd	3rd	4th	Total	Finish	Money
1993	75	77			152	CUT	
1996	74	75			149	CUT	
1999	76	70			146	CUT	
						Total	

Ellis, Danny (73.58)

Year	1st	2nd	3rd	4th	Total	Finish	Money
2001	76	71			147	CUT	
2002	72	77			149	CUT	
2003	76	80			156	CUT	
2004	69	72	73	70	284	T46	$13,468.80
2006	69	78			147	CUT	
						Total	**$13,468.80**

Ellis, Jack (73.00)

Year	1st	2nd	3rd	4th	Total	Finish	Money
1960	72	76	72	72	292	T33	
						Total	

Ellis, Wes (71.83)

Year	1st	2nd	3rd	4th	Total	Finish	Money
1966	75	72	73	72	292	T56	
1967	73	67	74	74	288	T57	
1968	70	74	69	69	282	T34	$773.43
						Total	**$773.43**

Ellsworth, Ken (72.75)

Year	1st	2nd	3rd	4th	Total	Finish	Money
1971	73	69	74	75	291	T69	$271.00
						Total	**$271.00**

Ellsworth, Robert (79.25)

Year	1st	2nd	3rd	4th	Total	Finish	Money
1959	81	76			157	CUT	
1960	81	79			160	CUT	
						Total	

Els, Ernie (69.52)

Year	1st	2nd	3rd	4th	Total	Finish	Money
1997	69	69	67	74	279	T9	$49,400.00
2011	65	66	69	72	272	T30	28,964.00
2013	71	68	70	65	274	T20	57,416.67
2014	68	69	73	68	278	T64	11,130.00
2015	67	70	75	73	285	68	11,016.00
2016	70	71			141	CUT	
2017	71				71	WD	
2018	68	70			138	CUT	
2019						WD	
						Total	**$157,926.67**

Engler, Jr., John (71.00)

Year	1st	2nd	3rd	4th	Total	Finish	Money
2006	67	75	70	72	284	T43	$14,900.00
						Total	**$14,900.00**

English, Harris (67.50)

Year	1st	2nd	3rd	4th	Total	Finish	Money
2012	66	64	68	70	268	T10	$124,800.00
2015	68	65	67	71	271	T31	30,625.71
2016	71	66	68	68	273	T46	14,976.00
2017	68	67	72	67	274	T50	13,548.80
2018	66	65	67	68	266	T11	112,000.00
2019	68	68	70	64	270	T39	22,940.00
2020	64	67	68	69	268	T23	64,320.00
						Total	**$383,210.51**

Erickson, Bob (73.67)

Year	1st	2nd	3rd	4th	Total	Finish	Money
1976	73	70	70	75	288	T72	
1977	78	76			154	CUT	
						Total	

Ernst, Derek (69.25)

Year	1st	2nd	3rd	4th	Total	Finish	Money
2013	73	72			145	CUT	
2014	68	69	69	67	273	T38	$21,730.00
2015	63	69	69	68	269	T18	63,450.00
2016	72	72			144	CUT	
						Total	**$85,180.00**

Erskine, Randy (73.54)

Year	1st	2nd	3rd	4th	Total	Finish	Money
1975	72	74	72	73	291	T32	$1,195.00
1976	74	70			144	CUT	
1977	75	70	75	72	292	T57	499.50
1978	76	74			150	CUT	
1979	79				79	W/D	
						Total	**$1,694.50**

Estes, Bob (70.00)

Year	1st	2nd	3rd	4th	Total	Finish	Money
1991	73	73			146	CUT	
1992	70	73	72	73	288	T48	$3,107.14
1993	76	70	78	73	297	T78	2,715.00
1997	69	71	72	73	285	T37	8,740.00
1998	67	65	72	73	277	3	149,600.00
2000	68	72	73	70	283	T13	58,000.00
2007	69	69	68	69	275	T27	34,750.00
2008	71	66	67	66	270	T30	32,427.50
2010	66	70	65	66	267	T28	33,915.00
2011	72	69			141	CUT	
2012	70	71			141	CUT	
2013	67	66	68	69	270	T8	153,700.00
2017	69	71			140	CUT	
						Total	**$476,954.64**

Estes, James (70.75)

Year	1st	2nd	3rd	4th	Total	Finish	Money
1998	70	70	75	68	283	T16	$30,862.86
						Total	**$30,862.86**

Etulain, Julián (68.17)

Year	1st	2nd	3rd	4th	Total	Finish	Money
2017	68	66	69	68	271	T28	$36,153.33
2019	69	69			138	CUT	
						Total	**$36,153.33**

Evans, Barry (76.00)

Year	1st	2nd	3rd	4th	Total	Finish	Money
2003	77	75			152	CUT	
						Total	

Evans, Chick (74.50)

Year	1st	2nd	3rd	4th	Total	Finish	Money
1968	72	77			149	CUT	
						Total	

Evans, Max (72.92)

Year	1st	2nd	3rd	4th	Total	Finish	Money
1950	72	73	73	71	289	T14	$158.00
1951	74	74	72	77	297	T27	
1952	74	71	71	73	289	23	70.00
1953	73	71	72	70	286	T17	127.50
1954	72	77	79	76	304	52	
1955	70	73	71	71	285	T16	190.00
						Total	**$545.50**

Evans, Tom (84.00)

Year	1st	2nd	3rd	4th	Total	Finish	Money
1977	84				84	W/D	
						Total	

Evans, Tony (74.83)

Year	1st	2nd	3rd	4th	Total	Finish	Money
1965	73	75	75	76	299	T68	
1967	73	77			150	CUT	
						Total	

Evatt, Spec (80.00)

Year	1st	2nd	3rd	4th	Total	Finish	Money
1957	80	78			158	CUT	
1958	80	82			162	CUT	
						Total	

Every, Matt (69.04)

Year	1st	2nd	3rd	4th	Total	Finish	Money
2012	65	66	68	70	269	T14	$88,400.00
2013	67	67	68	67	269	T5	193,450.00
2015	73				73	W/D	
2016	72	68			140	CUT	
2017	61	72	68	66	267	13	121,800.00
2018	68	77			145	CUT	
2020	68	67	70	70	275	T59	14,144.00
2021	73	77			150	CUT	
						Total	**$417,794.00**

Ewing, Jack (71.33)

Year	1st	2nd	3rd	4th	Total	Finish	Money
1973	70	73			143	CUT	

1974	72	65	75	73	285	T50	$517.78
						Total	**$517.78**

Ezinicki, Bill (77.00)

Year	1st	2nd	3rd	4th	Total	Finish	Money
1967	75	79			154	CUT	
						Total	

Fabel, Brad (72.78)

Year	1st	2nd	3rd	4th	Total	Finish	Money
1985	77	77			154	CUT	
1986	73	73			146	CUT	
1987	76	80			156	CUT	
1988	71	72	75	72	290	T57	$2,210.00
1989	77	74			151	CUT	
1990	77	71			148	CUT	
1991	72	71	69	71	283	T25	7,891.66
1992	75	70			145	CUT	
1994	72	71	75	71	289	T44	4,062.50
1996	71	72	68	77	288	T48	4,432.50
1997	68	75	73	73	289	T59	4,123.00
1998	71	75			146	CUT	
1999	73	69	70	69	281	T17	35,186.67
2000	71	74			145	CUT	
						Total	$57,906.33

Fabyan, Barry (76.50)

Year	1st	2nd	3rd	4th	Total	Finish	Money
1988	76	77			153	CUT	
						Total	

Fairfield, Don (72.55)

Year	1st	2nd	3rd	4th	Total	Finish	Money
1957	71	73	76	74	294	T37	
1958	71	73	74	73	291	T42	
1962	69	74	70	75	288	T13	$806.00
1963	70	67	76	73	286	T28	365.00
1964	73	69	75	75	292	T39	60.71
						Total	**$1,231.71**

Faldo, Nick (72.58)

Year	1st	2nd	3rd	4th	Total	Finish	Money
1979	75	74	74	72	295	T44	$737.86
1981	72	73	68	69	282	3	20,400.00
1982	75	71	74	74	294	T18	4,050.00
1983	71	71	71	70	283	6	14,400.00
1984	71	70	73	72	286	T8	10,800.00
1985	73	73	70	73	289	T10	9,200.00
1986	74	68	75	72	289	T43	1,461.00
1987	72	75	75	75	297	T54	1,350.00
1988	72	73	76	77	298	81	1,780.00
						Total	**$64,178.86**

Farina, Armand (75.25)

Year	1st	2nd	3rd	4th	Total	Finish	Money
1945					301	18	$66.00
						Total	**$66.00**

Farlow, Charles (73.98)

Year	1st	2nd	3rd	4th	Total	Finish	Money
1940	152	67	73		292	18	$50.00
1947					296	T20	70.00
1948	72	71	78	73	294	T34	
1949	75	71	71	76	293	T33	
1951	75	79	76	77	307	T46	
1952	75	74	77	73	299	T33	
1953	76	73	70	74	293	T39	
1954	74	70	78	79	301	T43	
1955	74	69	73	79	295	T44	
1956	71	72	73	76	292	T21	130.00
1957	76	68	73	70	287	T18	207.50
1959	69	77	69	75	290	T23	150.00
1960	73	77			150	CUT	
1961	77	74	77	77	305	T53	
1962	73	76	75	75	299	T52	
1965	74	75			149	CUT	
						Total	$607.50

Farmer, Paul (71.50)

Year	1st	2nd	3rd	4th	Total	Finish	Money
1960	71	69	75	71	286	T14	$510.00
						Total	**$510.00**

Farrell, Billy (73.04)

Year	1st	2nd	3rd	4th	Total	Finish	Money
1962	73	76	74	77	300	T57	
1963	70	76	76	76	298	W/D	
1965	74	78			152	CUT	
1966	72	70	74	68	284	T21	$953.57
1967	73	71	70	70	284	T36	597.66
1968	71	73	66	70	280	T24	1,141.25
1969	76				76	W/D	
1970	75	77			152	CUT	
						Total	**$2,692.48**

Farrell, Karlow (82.60)

Year	1st	2nd	3rd	4th	Total	Finish	Money
1957	79				79	W/D	
1961	88	81	81	84	334	65	
						Total	

Fasth, Niclas (72.00)

Year	1st	2nd	3rd	4th	Total	Finish	Money
1998	71	73			144	CUT	
2004	70	71	73	74	288	T62	$9,844.00
						Total	**$9,844.00**

Fathauer, Derek (70.78)

Year	1st	2nd	3rd	4th	Total	Finish	Money
2009	69	73			142	CUT	
2015	70	69			139	CUT	
2016	65	73			138	CUT	
2017	72				72	W/D	
2018	71	75			146	CUT	
						Total	

Faxon, Brad (71.18)

Year	1st	2nd	3rd	4th	Total	Finish	Money
1984	72	73	71	71	287	T13	$7,500.00
1985	71	71	77	70	289	T10	9,200.00
1986	72	73	73	75	293	T65	1,035.00
1987	76	72	75	72	295	T44	1,864.80
1988	73	72	74	74	293	T71	1,950.00
1989	72	76	72	74	294	T59	2,190.00
1990	79	71			150	CUT	
1991	71	67	74	69	281	T17	17,500.00
1992	70	68	70	74	282	T11	23,333.33
1993	73	75			148	CUT	
1994	68	73	73	70	284	T15	22,500.00
1995	65	71	71	72	279	T7	43,650.00
1997	67	70	65	72	274	2	205,200.00
1998	67	70	71	76	284	T23	18,542.85
1999	71	70	70	69	280	T13	48,750.00
2003	67	67	68	69	271	2	486,000.00
2004	68	70	71	73	282	T27	31,970.00
2006	75	72			147	CUT	
2007	69	72			141	CUT	
2009	68	68	67	72	275	T57	11,271.00
2010	68	70			138	CUT	
						Total	**$932,456.98**

Fazio, George (73.27)

Year	1st	2nd	3rd	4th	Total	Finish	Money
1947					296	T20	$70.00
1948	69	71	74	76	290	T16	132.00
1950	69	74	78		221	W/D	
1954	77	71	73	71	292	T17	76.66
						Total	**$278.66**

Feherty, David (73.13)

Year	1st	2nd	3rd	4th	Total	Finish	Money
1994	70	74	71	75	290	T56	$3,330.00
1995	69	73	76	77	295	73	2,910.00
						Total	**$6,240.00**

Fehr, Rick (73.03)

Year	1st	2nd	3rd	4th	Total	Finish	Money
1986	73	70	72	72	287	T28	$3,400.00
1987	75	75			150	CUT	
1988	69	68	77	78	292	T66	2,040.00
1990	77	74			151	CUT	
1991	75	70			145	CUT	
1992	71	74			145	CUT	
1993	73	73	71	74	291	T43	4,680.00
1995	75	74			149	CUT	
1996	73	72	68	72	285	T23	13,507.50
1999	73	70	74	76	293	T68	5,252.00
2000	68	76	76	75	295	T71	5,850.00
						Total	**$34,729.50**

Felus, John (77.00)

Year	1st	2nd	3rd	4th	Total	Finish	Money
1967	75	79			154	CUT	
						Total	

Fennell, Earl (72.75)

Year	1st	2nd	3rd	4th	Total	Finish	Money
1971	72	73	74	72	291	T69	$271.00
						Total	**$271.00**

Ferentz, Pete (77.00)

Year	1st	2nd	3rd	4th	Total	Finish	Money
1957	78	76			154	CUT	
						Total	

Ferenz, Jack (74.75)

Year	1st	2nd	3rd	4th	Total	Finish	Money
1979	75	74	78	72	299	T66	$510.00
						Total	**$510.00**

Fergerson, Norman (93.00)

Year	1st	2nd	3rd	4th	Total	Finish	Money
1959	97	89			186	CUT	
						Total	

Ferguson, Ben (72.50)

Year	1st	2nd	3rd	4th	Total	Finish	Money
2001	73	72			145	CUT	
						Total	

Fergus, Keith (72.97)

Year	1st	2nd	3rd	4th	Total	Finish	Money
1977	78	72			150	CUT	
1978	75	72	71	73	291	T39	$866.00
1979	68	79	75	72	294	T39	1,025.00
1980	71	71	72	74	288	T26	1,631.82
1982	66	73	77	79	295	T22	2,785.00
1983	75	74			149	CUT	
1984	76	76			152	CUT	
1986	75	74			149	CUT	
1995	73	70	72	72	287	T47	4,035.00
1996	70	67	71	76	284	T16	25,251.42
1997	71	72	73	72	288	T49	4,510.60
						Total	**$40,104.84**

Fernandez, Vicente (73.50)

Year	1st	2nd	3rd	4th	Total	Finish	Money
1977	73	73	74	68	288	T31	$1,276.89
1978	72	72	76	80	300	T70	378.00
						Total	**$1,654.89**

Fernandez-Castano, Gonzalo (69.00)

Year	1st	2nd	3rd	4th	Total	Finish	Money
2014	71	69			140	CUT	
2015	66	69	67	70	272	T38	$23,220.00
2017	69	68	72		209	T75	10,788.00
						Total	**$34,008.00**

Ferree, Jim (73.20)

Year	1st	2nd	3rd	4th	Total	Finish	Money
1956	78	71	71	74	294	29	
1957	72	67	76	74	289	T28	$110.00

1958	73	68	75	71	287	T27	76.67
1959	73	71	77	77	298	44	
1960	74	71	77	70	292	T33	
1961	74	70	73	73	290	T13	650.00
1962	68	77	73	76	294	T35	150.00
1963	79	67	71	73	290	T42	100.00
1964	73	73	72	69	287	T23	637.50
1965	78	76			154	CUT	
1967	72	72	73	75	292	T67	
1977	78	76			154	CUT	
						Total	**$1,724.17**

Ferree, Purvis (77.13)

Year	1st	2nd	3rd	4th	Total	Finish	Money
1952	79	77	79	80	315	T56	
1953	74	78			152	W/D	
1954	78	78			156	W/D	
1955	73	76	79	76	304	T61	
1956	79	71	77	73	300	T44	
1958	72	77	80	74	303	T68	
1959	79	81			160	CUT	
1961	83	78			161	CUT	
						Total	

Ferrell, Gene (72.75)

Year	1st	2nd	3rd	4th	Total	Finish	Money
1969	70	77			147	CUT	
1970	70	74			144	CUT	
						Total	

Ferriell, James (73.25)

Year	1st	2nd	3rd	4th	Total	Finish	Money
1973	69	71	78	75	293	72	
						Total	

Ferrier, Jim (71.56)

Year	1st	2nd	3rd	4th	Total	Finish	Money
1946					282	T4	$550.00
1947					295	T16	167.50
1948	74	68	70	72	284	T5	650.00
1949	76	70	74	70	290	T23	
1950	75	70	74	69	288	T10	287.50
1951	71	74	72	67	284	2	1,400.00
1952	70	69	71	69	279	T3	846.67
1953	71	73	72	75	291	T32	
1954	73	70	71	72	286	T5	650.00
1962	69	71	72	74	286	T7	1,300.00
1963	74	70	74	67	285	T24	455.00
1965	74	72	73	66	285	T20	900.00
1970	76	73			149	CUT	
						Total	**$7,206.67**

Fetchick, Mike (72.21)

Year	1st	2nd	3rd	4th	Total	Finish	Money
1954	76	72	75	72	295	T27	
1955	68	73	72	69	282	T9	$415.00
1956	74	74	72	64	284	T5	740.00
1957	74	70	68	70	282	T6	775.00
1958	70	75	70	72	287	T27	76.66
1959	66	67	72	79	284	T8	650.00
1964	76	71	75	77	299	64	
1965	73	73	74	78	298	67	
1968	74	68	69	69	280	T24	1,141.25
1969	76	71			147	CUT	
1971	75	71	75	74	295	78	271.00
						Total	**$4,068.91**

Few, Randy (77.00)

Year	1st	2nd	3rd	4th	Total	Finish	Money
1989	76	78			154	CUT	
						Total	

Fezler, Forrest (72.13)

Year	1st	2nd	3rd	4th	Total	Finish	Money
1972	71	71	71	73	286	T64	$347.83
1973	71	71	69	75	286	T65	373.00
1974	70	67	69	68	274	T7	6,499.76
1975	75	70	70	72	287	T16	3,262.50
1977	74	74			148	CUT	
1978	68	76	74	71	289	T31	1,455.00
1981	72	78			150	CUT	
1982	74	73			147	CUT	
1983	74	71	72	80	297	T61	860.00
						Total	**$12,798.09**

Finsterwald, Dow (71.05)

Year	1st	2nd	3rd	4th	Total	Finish	Money
1954	76	74	70	75	295	T27	
1955	73	70	67	76	286	T18	$140.00
1958	70	69	68	70	277	T2	1,080.00
1959	68	68	65	77	278	1	2,000.00
1960	67	67	70	68	272	2	1,900.00
1962	65	75	76	75	291	T24	450.00
1963	76	69	69	70	284	T22	545.00
1965	71	74	74	70	289	T37	362.50
1966	74	69	71	70	284	T21	953.58
1967	72	73	65	70	280	T17	1,875.00
1968	73	70	73	70	286	T55	
1969	73	70	69	68	280	T16	2,400.00
1970	69	70	74	72	285	T42	648.00
1971	76				76	W/D	
1973	70	75			145	CUT	
						Total	**$12,354.08**

Fiori, Ed (73.02)

Year	1st	2nd	3rd	4th	Total	Finish	Money
1978	74	74			148	CUT	
1979	75	79			154	CUT	
1980	71	71	72	74	288	T26	$1,631.82
1981	70	75	68	74	287	T7	8,121.42
1982	73	76			149	CUT	
1983	75	78			153	CUT	
1984	73	75	75	72	295	T56	888.00
1985	74	73	71	70	288	T5	13,560.00
1988	69	75	70	73	287	T36	4,506.86
1989	70	71	73	67	281	3	68,000.00
1990	71	71	75	71	288	T19	12,409.09
1991	74	71			145	CUT	
1992	73	74			147	CUT	
1993	77	73			150	CUT	
1995	70	71	76	74	291	T61	3,225.00
1996	74	72	72	78	296	T77	3,330.00
2000	73	77			150	CUT	
						Total	**$115,672.19**

Fischer, Todd (70.73)

Year	1st	2nd	3rd	4th	Total	Finish	Money
2003	70	73	69	71	283	T49	$10,822.50
2004	67	74	71	71	283	T35	20,825.46
2005	71				71	DQ	
2006	71	74			145	CUT	
2007	66	72	71	70	279	T57	11,000.00
						Total	**$42,647.96**

Fisher, Ross (69.75)

Year	1st	2nd	3rd	4th	Total	Finish	Money
2013	64	69	74	72	279	T52	$12,176.75
						Total	**$12,176.75**

Fitts, M.C. (74.00)

Year	1st	2nd	3rd	4th	Total	Finish	Money
1967	74	69	75	78	296	70	
						Total	

Fitzhugh, Woody (76.00)

Year	1st	2nd	3rd	4th	Total	Finish	Money
1980	74	78			152	CUT	
						Total	

Fitzpatrick, Matthew (67.50)

Year	1st	2nd	3rd	4th	Total	Finish	Money
2018	70	67	65	68	270	T36	$28,260.00
						Total	**$28,260.00**

Fitzsimons, Pat (70.80)

Year	1st	2nd	3rd	4th	Total	Finish	Money
1973	69	71	69	70	279	T37	$903.00
1977	75				75	W/D	
						Total	**$903.00**

Flanagan, Nick (68.50)

Year	1st	2nd	3rd	4th	Total	Finish	Money
2008	68	69	70	67	274	T50	$12,886.00
						Total	**$12,886.00**

Flannery, John (73.00)

Year	1st	2nd	3rd	4th	Total	Finish	Money
1993	75	72	75	70	292	T50	$3,485.46
1994	72	74			146	CUT	
						Total	**$3,485.46**

Fleck, Jack (72.75)

Year	1st	2nd	3rd	4th	Total	Finish	Money
1955	72	72	71	72	287	T25	$25.00
1968	78				78	W/D	
1970	74	70			144	CUT	
1971	73				73	W/D	
						Total	**$25.00**

Fleckman, Marty (74.06)

Year	1st	2nd	3rd	4th	Total	Finish	Money
1968	71	74	72	72	289	T61	
1969	73	70	72	72	287	T59	$266.67
1970	77	77			154	CUT	
1972	79				79	W/D	
1976	76	74			150	CUT	
1979	73	70	75	73	291	T18	2,937.50
1980	83				83	W/D	
						Total	**$3,204.17**

Fleenor, Wiley (76.50)

Year	1st	2nd	3rd	4th	Total	Finish	Money
1957	74	79			153	CUT	
						Total	

Fleetwood, Tommy (69.25)

Year	1st	2nd	3rd	4th	Total	Finish	Money
2020	69	64	68	74	275	T59	$14,144.00
2021	66	68	72	73	279	T65	13,504.00
						Total	**$27,648.00**

Fleisher, Bruce (73.00)

Year	1st	2nd	3rd	4th	Total	Finish	Money
1973	70	78			148	CUT	
1974	69	68	68	67	272	T4	$9,694.50
1976	71	69	74	76	290	T78	
1978	76	83			159	CUT	
1979	72	78			150	CUT	
1981	75	71	70	73	289	T16	4,800.00
1982	76	72			148	CUT	
1984	72	78			150	CUT	
1992	69	74	73	72	288	T48	3,107.15
1993	74	71	72	77	294	T67	3,045.00
1994	75	71			146	CUT	
1998	74	74			148	CUT	
						Total	**$20,646.65**

Flesch, Steve (71.39)

Year	1st	2nd	3rd	4th	Total	Finish	Money
1998	71	70	71	72	284	T23	$18,542.86
1999	74	74			148	CUT	
2002	73	72			145	CUT	
2005	72	73			145	CUT	
2006	69	69	69	68	275	T3	290,000.00
2009	72				72	W/D	
2010	73	71			144	CUT	
2011	73	69			142	CUT	
2014	73	73			146	CUT	
2015	71	70			141	CUT	
						Total	**$308,542.86**

Floan, Gary (76.00)

Year	1st	2nd	3rd	4th	Total	Finish	Money
1963	73	73	77	76	299	T64	
1965	83	74			157	CUT	
						Total	

Flores, Martin (68.64)

Year	1st	2nd	3rd	4th	Total	Finish	Money
2010	71	69			140	CUT	
2012	71	69			140	CUT	
2013	67	72	71	63	273	T16	$82,150.00
2014	73	68			141	CUT	
2015	66	68	68	74	276	T56	12,204.00
2017	64	70	68	63	265	T7	180,766.67
2018	64	73	69	69	275	65	12,600.00
						Total	**$287,720.67**

Floyd, Raymond (71.82)

Year	1st	2nd	3rd	4th	Total	Finish	Money
1965	75	79			154	CUT	
1966	74	72	75		221	W/D	
1967	71	68	73		212	DQ	
1968	75	72			147	CUT	
1969	70	69	74	71	284	T45	$416.00
1970	72	70	73	76	291	66	300.00
1971	72	74	70	69	285	T48	366.04
1972	71	71	69	72	283	T46	430.43
1973	71	74			155	CUT	
1974	66	68	70	67	271	T2	20,380.50
1975	75	74			149	W/D	
1976	70	70	71	66	277	T16	3,220.00
1977	73	71	70	72	286	T20	2,266.00
1979	73	71	71	67	282	1	45,000.00
1980	70	69	72	73	284	T7	7,531.25
1982	72	74	72	75	293	T15	5,100.00
1984	72	74	75	67	288	T17	5,234.29
1985	70	76	66	78	290	T15	7,000.00
1988	72	73	71	72	288	T43	3,045.00
						Total	**$100,289.51**

Floyd, Roger (84.75)

Year	1st	2nd	3rd	4th	Total	Finish	Money
1980	82	88			170	CUT	
1983	87	82			169	CUT	
						Total	

Flynn, Norman (74.67)

Year	1st	2nd	3rd	4th	Total	Finish	Money
1964	75	71	74	76	296	T58	
1969	72	80			152	CUT	
						Total	

Foley, Kevin (69.00)

Year	1st	2nd	3rd	4th	Total	Finish	Money
2014	69	68	67	72	276	T51	$12,472.66
						Total	**$12,472.66**

Folkes, Ken (72.83)

Year	1st	2nd	3rd	4th	Total	Finish	Money
1966	75	72	69	71	287	T40	$418.75
1978	80	70			150	CUT	
						Total	**$418.75**

Forbis, Dave (82.00)

Year	1st	2nd	3rd	4th	Total	Finish	Money
1962	82	82			164	CUT	
						Total	

Ford, Bobby (75.00)

Year	1st	2nd	3rd	4th	Total	Finish	Money
1962	70	82	73		225	CUT	
						Total	

Ford, Doug (72.08)

Year	1st	2nd	3rd	4th	Total	Finish	Money
1949	71	70	78	72	291	T27	
1950	71	73	71	74	289	T14	$158.00
1951	80	72	71	75	298	T31	
1952	70	67	76	71	284	T12	180.00
1953	70	66	69	70	275	3	1,000.00
1954	71	69	73	70	283	1	2,000.00
1955	69	71	72	73	285	T16	190.00
1956	70	70	71	70	281	3	1,170.00
1957	68	71	67	76	282	T6	775.00
1958	70	71	70	68	279	T10	550.00
1959	69	71	74	70	284	T8	650.00
1963	71	71	72	68	282	T18	700.00
1964	71	76	72	70	289	T30	412.50
1965	72	73	74	72	291	T48	126.00
1966	71	75	68	72	286	T35	550.00
1967	74	69	73	68	284	T36	597.66
1968	71	76			147	CUT	
1969	72	73			145	CUT	
1970	77	73			150	CUT	
1971	77				77	W/D	
1974	77				77	W/D	
1975	76	74	74	76	300	69	350.00
1976	78	75			153	CUT	
1977	80	74			154	CUT	
						Total	**$9,409.16**

Ford, Mike (79.00)

Year	1st	2nd	3rd	4th	Total	Finish	Money
1978	79	79			158	CUT	
						Total	

Forrest, Steve (79.00)

Year	1st	2nd	3rd	4th	Total	Finish	Money
1973	76	82			158	CUT	
						Total	

Forsman, Dan (74.00)

Year	1st	2nd	3rd	4th	Total	Finish	Money
1984	74	81			155	CUT	
1986	73				73	DQ	
1987	72	75	73	76	296	T49	$1,480.80
1989	76	82			158	CUT	
1992	74	68	74	78	294	T70	2,487.50
1996	74	71	68	73	286	T35	8,130.00
2000	72	74			146	CUT	
2001	79	72			151	CUT	
2004	73	72			145	CUT	
2007	72	74			146	CUT	
						Total	**$12,098.30**

Fortner, Ernie (75.50)

Year	1st	2nd	3rd	4th	Total	Finish	Money
1954	78	74	75	75	302	T49	
						Total	

Fought, John (74.69)

Year	1st	2nd	3rd	4th	Total	Finish	Money
1979	78	76			154	CUT	
1980	70	77	71	74	292	T51	$588.33
1981	71	74	73	75	293	T35	1,324.50
1983	77	71	74	76	298	T65	824.00
1985	75	83			158	CUT	
						Total	**$2,736.83**

Fowler, Rickie (68.84)

Year	1st	2nd	3rd	4th	Total	Finish	Money
2016	67	67	68	68	270	T22	$45,665.45
2021	71	72			143	CUT	
						Total	**$45,665.45**

Fox, Jim (84.00)

Year	1st	2nd	3rd	4th	Total	Finish	Money
1985	84				84	W/D	
						Total	

Foy, Eddie (73.25)

Year	1st	2nd	3rd	4th	Total	Finish	Money
1950	76	71	72	74	293	T32	
						Total	

Franco, Carlos (71.36)

Year	1st	2nd	3rd	4th	Total	Finish	Money
2002	70	74	68	74	286	T38	$15,960.00
2004	70	70	69	71	280	T19	55,752.00
2006	74	74			148	CUT	
2008	71	71			142	CUT	
2010	72	71			143	CUT	
						Total	**$71,712.00**

Fraser, Howell (74.13)

Year	1st	2nd	3rd	4th	Total	Finish	Money
1965	78	81			159	CUT	
1967	73	74			147	CUT	
1969	70	71	71	75	287	T59	$266.67
						Total	$266.67

Fraustro, Oscar (67.50)

Year	1st	2nd	3rd	4th	Total	Finish	Money
2015	65	68	69	68	270	T26	$39,960.00
						Total	**$39,960.00**

Frazar, Harrison (71.26)

Year	1st	2nd	3rd	4th	Total	Finish	Money
1998	71	71	71	70	283	T16	$30,862.86
1999	74	73			147	CUT	
2002	70	73	80	72	295	68	7,752.00
2007	69	71			140	CUT	
2008	72	68			140	CUT	
2009	71	67	70		208	T78	9,282.00
2012	71	70			141	CUT	
						Total	$47,896.86

Freeman, Cody (68.75)

Year	1st	2nd	3rd	4th	Total	Finish	Money
2008	70	67	70	68	275	T53	$11,773.72
						Total	**$11,773.72**

Freeman, Jeff (79.00)

Year	1st	2nd	3rd	4th	Total	Finish	Money
1991	79	79			158	CUT	
						Total	

Freeman, Ray (74.50)

Year	1st	2nd	3rd	4th	Total	Finish	Money
1979	76	74			150	CUT	
1988	75	75			150	CUT	
1994	71	76			147	CUT	
						Total	

Freeman, Robin (73.77)

Year	1st	2nd	3rd	4th	Total	Finish	Money
1989	74	78			152	CUT	
1992	77	73			150	CUT	
1993	78	70			148	CUT	
1994	77	74			151	CUT	
1995	75	74			149	CUT	
1996	72	74	70	76	292	T67	$3,618.00
1998	75	77			152	CUT	
1999	67	68	74	79	288	T48	6,534.66
2000	70	72	75	76	293	T62	6,390.00
2001	69	69	73	74	285	T61	7,490.00
2002	71	82			153	CUT	
						Total	**$24,032.66**

French, Greg (79.00)

Year	1st	2nd	3rd	4th	Total	Finish	Money
1980	77	81			158	CUT	
						Total	

Fretland, Bob (71.75)

Year	1st	2nd	3rd	4th	Total	Finish	Money
1958	71	73	75	68	287	T27	$76.66
						Total	**$76.66**

Friebert, Steve (71.25)

Year	1st	2nd	3rd	4th	Total	Finish	Money
1971	74	69	70	72	285	T48	$366.00
						Total	**$366.00**

Friend, Bob (74.25)

Year	1st	2nd	3rd	4th	Total	Finish	Money
1992	76	74			150	CUT	
1998	71	74			145	CUT	
1999	72	74			146	CUT	
2000	78	75			153	CUT	
						Total	

Frillman, John (76.00)

Year	1st	2nd	3rd	4th	Total	Finish	Money
1961	74	79	74	84	311	60	
1965	72	72	75	78	297	T65	
						Total	

Fritsch, Brad (69.67)

Year	1st	2nd	3rd	4th	Total	Finish	Money
2001	74	75			149	CUT	
2013	75	71			146	CUT	
2014	69	63	65	70	267	T8	$148,400.00
2017	67	66	70	71	274	T50	13,548.80
						Total	**$161,948.80**

Frittelli, Dylan (68.00)

Year	1st	2nd	3rd	4th	Total	Finish	Money
2019	71	68			139	CUT	
2020	69	65	66	67	267	T20	$78,400.00
2021	69	69			138	CUT	
						Total	**$78,400.00**

Frohwitter, John (86.00)

Year	1st	2nd	3rd	4th	Total	Finish	Money
1958	86				86	W/D	
						Total	

Frost, Charles (75.00)

Year	1st	2nd	3rd	4th	Total	Finish	Money
2018	75	75			150	CUT	
						Total	

Frost, David (72.00)

Year	1st	2nd	3rd	4th	Total	Finish	Money
1985	72	77	76	74	299	T53	$913.15
1986	69	72	68	72	281	T6	15,125.00
1989	72	75	77	74	298	T77	1,840.00
1990	73	75			148	CUT	
1992	70	74	65	74	283	T20	13,035.71
1993	78	71			149	CUT	
1997	73	73			146	CUT	
1998	66	75	68	76	285	T30	12,787.50
1999	71	68	72	72	283	T25	19,846.67
2003	71	71	71	70	283	T49	10,822.50
2004	70	66	71	74	281	T24	42,320.00
						Total	**$116,690.53**

Fryatt, Edward (70.80)

Year	1st	2nd	3rd	4th	Total	Finish	Money
2000	71	74			145	CUT	
2001	74	68	66	73	281	T29	$21,775.00
2002	71	69	72	70	282	T14	64,600.00
						Total	**$86,375.00**

Fuhrer, Frank (78.50)

Year	1st	2nd	3rd	4th	Total	Finish	Money
1984	80	77			157	CUT	
						Total	

Fuller, Dale (77.17)

Year	1st	2nd	3rd	4th	Total	Finish	Money
1987	74	80			154	CUT	
1989	76	78			154	CUT	
1990	72	83			155	CUT	
						Total	

Funk, Fred (71.75)

Year	1st	2nd	3rd	4th	Total	Finish	Money
1989	77	71	73	77	298	T77	$1,840.00
1990	72	75	75	69	291	T39	5,125.00
1991	74	71			145	CUT	
1994	75	71			146	CUT	
1997	69	69	72	71	281	T14	32,300.00
1998	72	69	67	72	280	T6	76,450.00
1999	68	72	72	72	284	T31	15,080.00
2000	74	73			147	CUT	
2001	70	70	70	74	284	T54	7,910.00
2002	74	73			147	CUT	
2003	70	72	72	71	285	T61	9,495.00
2004	69	71	69	73	282	T27	31,970.00
						Total	**$180,170.00**

Funseth, Rod (71.41)

Year	1st	2nd	3rd	4th	Total	Finish	Money
1956	77	72	76	68	293	T26	
1963	72	71	76	76	295	T54	
1964	69	74	72	73	288	T25	$540.00
1965	73	72	70	70	285	T20	900.00
1967	74	70	71	69	284	T36	597.66
1968	69	74	68	73	284	T49	288.75
1969	67	69	72	73	281	T19	1,920.00
1970	68	75	68	70	281	T25	1,386.00
1971	73	66	65	71	275	T2	17,575.00
1972	70	66	73	72	281	T35	965.00
1973	65	69	68	70	272	T7	6,195.00
1975	76	72	70	69	287	T16	3,262.50
1976	69	72	71	69	281	T40	851.00
1977	81	72			153	CUT	
1978	76	72			148	CUT	
1979	80				80	W/D	
1980	72	73	73	70	288	T26	1,631.82
						Total	**$36,112.73**

Furgol, Ed (72.70)

Year	1st	2nd	3rd	4th	Total	Finish	Money
1947					291	T5	$750.00
1948	74	72	75	70	291	T21	
1949	74	70	74	72	290	T23	
1950	73	73	71	74	291	T22	
1951	76	72	75	73	296	T24	
1955	66	70	72	74	282	T9	415.00
1958	73	66	78	77	294	T50	
1959	73	68	75	78	294	T34	
1965	77	69	72	69	287	T31	575.00
1967	74	74			148	CUT	
1971	72	72	74	74	292	T72	271.00
1973	79	74			153	CUT	
1976	72	79			151	CUT	
						Total	**$2,011.00**

Furgol, Marty (71.33)

Year	1st	2nd	3rd	4th	Total	Finish	Money
1948	69	72	70	77	288	T12	$240.00
1949	73	72	72	75	292	T29	
1951	68	76	72	72	288	7	520.00
1952	69	73	69	73	284	T12	180.00
1953	74	71	68	71	284	T13	255.00
1954	72	74	67	70	283	2	1,400.00
1955	69	73	68	68	278	T7	595.00
1957	69	70	76	70	285	T13	400.00
1958	70	71	72	73	286	T24	150.00
						Total	**$3,740.00**

Furyk, Jim (69.66)

Year	1st	2nd	3rd	4th	Total	Finish	Money
1994	70	73	73	73	289	T44	$4,062.50
1995	69	73	70	76	288	T51	3,577.50
1996	73	68	67	73	281	T7	56,100.00
1997	70	72	68	71	281	T14	32,300.00
1998	70	67	73	72	282	T11	46,640.00
1999	67	63	68	69	267	2	280,800.00
2000	70	74	71	74	289	T42	10,800.00
2001	69	72	66	69	276	T9	94,500.00
2002	69	72	71	72	284	T23	32,028.57
2003	69	69	74	70	282	T46	13,110.00
2004	70	75			145	CUT	
2011	65	67	69	67	268	T9	140,400.00
2016	66	64	67	70	267	T10	134,400.00
2018	65	68	67	63	263	T4	264,000.00
2020	72	67			139	CUT	
						Total	**$1,112,718.57**

Gage, Bobby (75.00)

Year	1st	2nd	3rd	4th	Total	Finish	Money
1998	72	78			150	CUT	
						Total	

Gainey, Tommy (69.12)

Year	1st	2nd	3rd	4th	Total	Finish	Money
2008	70	71			141	CUT	
2009	72	66	69		207	T71	$9,792.00
2011	63	65	69	69	266	3	353,600.00
2012	66	67	68	75	276	T50	12,542.40
2013	68	69	73	69	279	T52	12,176.75
2014	66	72	67	74	279	T67	10,812.00
2017	68	71			139	CUT	
2018	67	74			141	CUT	
						Total	**$398,923.15**

Gajda, Bob (73.13)

Year	1st	2nd	3rd	4th	Total	Finish	Money
1950	73	72	76	72	293	T32	
1952	74	70	73	75	292	T29	
1964	71	71	73	71	286	T13	$845.00
1965	75	76			151	CUT	
1967	73	75			148	CUT	
						Total	**$845.00**

Galbraith, Sandy (74.75)

Year	1st	2nd	3rd	4th	Total	Finish	Money
1976	75	73			148	CUT	
1977	76	75			151	CUT	
						Total	

Gallacher, Stephen (73.50)

Year	1st	2nd	3rd	4th	Total	Finish	Money
2014	71	76			147	CUT	
						Total	

Gallagher, Jeff (72.55)

Year	1st	2nd	3rd	4th	Total	Finish	Money
1996	74	76			150	CUT	
1998	74	69	73	74	290	T62	$4,664.00
1999	70	71	71	72	284	T31	15,080.00
2000	71	69	73	74	287	T28	19,950.00
2001	78	76			154	CUT	
2002	75	73			148	CUT	
2003	73	70	67	73	283	T49	10,822.50
						Total	**$50,516.50**

Gallagher, Jr., Jim (72.40)

Year	1st	2nd	3rd	4th	Total	Finish	Money
1986	73	73			146	CUT	
1987	74	74	75	77	300	T66	$1,224.00
1989	75	72	72	72	291	T36	4,608.34
1990	70	70	74	73	287	T10	25,138.89
1991	71	71	70	73	285	T45	3,575.00
1992	71	69	73	72	285	T30	7,594.17
1993	74	73	76	68	291	T43	4,680.00
1994	69	77			146	CUT	
1995	69	70	69	66	274	1	270,000.00
1996	73	75			148	CUT	
1997	72	72			144	CUT	
1998	74	73			147	CUT	
1999	74	73			147	CUT	
2000	72	74			146	CUT	
2001	73	79			152	CUT	
2002	67	73	70	69	279	T5	144,400.00
2003	72	70	76	73	291	T81	7,965.00
2004	71	75			146	CUT	
2005	71	77			148	CUT	
2007	69	70	71	81	291	85	8,500.00
						Total	**$477,685.40**

Gallerman, Michael (72.00)

Year	1st	2nd	3rd	4th	Total	Finish	Money
2020	69	75			144	CUT	
						Total	

Galloway, Bill (74.00)

Year	1st	2nd	3rd	4th	Total	Finish	Money
1978	75	73			148	CUT	
						Total	

Gallowgay, Bob (75.43)

Year	1st	2nd	3rd	4th	Total	Finish	Money
1962	76	77			153	CUT	
1973	70	75			145	CUT	
1976	77				77	W/D	
1977	78	75			153	CUT	
						Total	

Gamez, Robert (71.41)

Year	1st	2nd	3rd	4th	Total	Finish	Money
1990	70	73	72	73	288	T19	$12,409.09
1991	74	66	69	74	283	T25	7,891.66
1992	67	72	74	72	285	T30	7,594.17
1993	74	72	71	72	289	T33	7,925.00
1994	70	74	71	73	288	T37	6,450.00
1995	69	72	70	71	282	T19	17,550.00
1996	77	75			152	CUT	
1997	74	72			146	CUT	
1998	71	72	71	76	290	T62	4,664.00
1999	71	73			144	CUT	
2000	70	72	78	74	294	T66	6,120.00
2001	74	73			147	CUT	
2002	67	67	73	73	280	T7	118,433.33
2003	71	70	67	69	277	T16	74,250.00
2004	71	73			144	CUT	
2005	72	69	63	74	278	T28	33,250.00
2006	66	74	69	72	281	T28	35,500.00
2007	69	72			141	CUT	
2008	71	68			139	CUT	
2010	72	70			142	CUT	
						Total	**$332,037.25**

Gangluff, Stephen (72.00)

Year	1st	2nd	3rd	4th	Total	Finish	Money
2001	71	70	72	69	282	T36	$14,365.91
2002	71	73	70	78	292	T64	8,018.00
2012	72	74			146	CUT	
						Total	**$22,383.91**

Gantz, Ivan (76.11)

Year	1st	2nd	3rd	4th	Total	Finish	Money
1954	75	79			154	CUT	
1955	75	74	74	78	301	57	
1956	76	74	80		230	W/D	
						Total	

Gantz, Jim (75.75)

Year	1st	2nd	3rd	4th	Total	Finish	Money
1949	74	75	79	82	310	42	
1951	78	75	76	77	306	T43	
1952	72	70	72	79	293	31	
						Total	

Garber, Joey (70.50)

Year	1st	2nd	3rd	4th	Total	Finish	Money
2016	73	71			144	CUT	
2019	70	68			138	CUT	
						Total	

Garcia, Sergio (67.58)

Year	1st	2nd	3rd	4th	Total	Finish	Money
2005	69	69	66	71	275	T13	$93,750.00
2009	67	64	64	70	265	4	244,800.00
2012	67	63	66	66	262	1	936,000.00
2013	65	70	70	71	276	T29	32,263.75
2018	66	65	67	70	268	T24	45,400.00
2020	67	70	72	67	276	T66	13,504.00
						Total	**$1,365,717.75**

Gardiner, Scott (69.83)

Year	1st	2nd	3rd	4th	Total	Finish	Money
2013	67	72	67	73	279	T52	$12,176.75
2015	68	72			140	CUT	
						Total	**$12,176.75**

Gardner, Buddy (73.63)

Year	1st	2nd	3rd	4th	Total	Finish	Money
1979	78	77			155	CUT	
1980	76	78			154	CUT	
1981	74				74	W/D	
1982	74	71	79	77	301	T57	$666.00
1983	73	67	75	74	289	T19	4,208.89
1984	69	73	70	73	285	T3	18,040.00
1985	71	74	71	77	293	T22	3,713.34
1986	70	69	74	73	286	T24	4,262.50
1987	78	72			150	CUT	
1988	69	70	76	74	289	T51	2,353.33
1989	77	73			150	CUT	
1990	76	73			149	CUT	
1991	75	70			145	CUT	
1992	72	74			146	CUT	
1993	75	77			152	CUT	
1994	74	74			148	CUT	
						Total	**$33,244.06**

Garlena, Charles (79.00)

Year	1st	2nd	3rd	4th	Total	Finish	Money
1962	76	82			158	CUT	
						Total	

Garner, Tom (74.67)

Year	1st	2nd	3rd	4th	Total	Finish	Money
1987	75	74	78	73	300	T66	$1,224.00
1994	75	73			148	CUT	
						Total	**$1,224.00**

Garnett, Brice (67.96)

Year	1st	2nd	3rd	4th	Total	Finish	Money
2014	71	67	68	66	272	T32	$29,326.67
2015	74	70			144	CUT	
2016	69	68	67	65	269	T20	70,000.00
2018	65	68	69	65	267	T20	69,900.00
2019	64	64	66	70	264	T6	181,128.57
2020	69	72			141	CUT	
2021	69	68	68	69	274	T51	15,584.00
						Total	**$365,939.24**

Garrett, Bill (73.20)

Year	1st	2nd	3rd	4th	Total	Finish	Money
1965	76	73			149	CUT	
1969	73	68	69	74	284	T45	$416.00
1976	71	73			144	CUT	
1977	78	77			155	CUT	
						Total	**$416.00**

Garrett, Frank (80.00)

Year	1st	2nd	3rd	4th	Total	Finish	Money
1961	82	81	77		240	W/D	
						Total	

Garrett, Jack (73.25)

Year	1st	2nd	3rd	4th	Total	Finish	Money
1949	73	75	71	74	293	T33	
						Total	

Garrett, Wright (74.50)

Year	1st	2nd	3rd	4th	Total	Finish	Money
1967	74	75			149	CUT	
						Total	

Garrigus, Robert (68.88)

Year	1st	2nd	3rd	4th	Total	Finish	Money
2006	74	70			144	CUT	
2007	69	69	73	70	281	T67	$10,000.00
2008	66	66	71	67	270	T30	32,427.50
2009	68	67	69	69	273	T44	14,218.80
2010	69	66	71	70	276	T75	9,639.00
2013	65	69	68	69	271	T11	116,600.00
2014	68	68	72	67	275	T47	14,257.00
2015	71	70			141	CUT	
2016	67	67	69	67	270	T22	45,665.46
2018	71	70			141	CUT	
						Total	**$242,807.76**

Garrity, Tom (81.00)

Year	1st	2nd	3rd	4th	Total	Finish	Money
1961	86	76			162	CUT	
						Total	

Gates, Bobby (69.63)

Year	1st	2nd	3rd	4th	Total	Finish	Money
2011	70	74			144	CUT	
2012	69	67	65	69	270	T19	$67,600.00
2013	72	71			143	CUT	
						Total	**$67,600.00**

Gauntt, Jim (72.50)

Year	1st	2nd	3rd	4th	Total	Finish	Money
1945					290	8	$306.00
						Total	**$306.00**

Gay, Brian (69.90)

Year	1st	2nd	3rd	4th	Total	Finish	Money
1999	78	72			150	CUT	
2000	74	73			147	CUT	
2002	73	71	71	75	290	T56	$8,512.00
2003	71	72	68	69	280	T30	26,742.86
2004	72	72			144	CUT	
2005	69	66	73	71	279	T34	24,714.29
2006	67	73	72	74	286	T59	10,900.00
2007	69	67	69	68	273	T13	85,714.28
2008	67	68	66	72	273	T48	14,382.00
2010	69	69			138	CUT	
2012	70	70			140	CUT	
2014	74	68			142	CUT	
2017	71	65	67	71	274	T50	13,548.80
2018	70	63	62	69	264	T6	208,500.00
2019	70	71			141	CUT	
2020	73	67			140	CUT	
2021	70	66	69	69	274	T51	15,584.00
						Total	**$408,598.23**

Geiberger, Al (71.20)

Year	1st	2nd	3rd	4th	Total	Finish	Money
1960	76	74			150	CUT	
1962	68	81	74	69	292	T27	$315.00
1964	71	69	70	70	280	5	2,250.00
1965	73	78			151	CUT	
1966	66	70	73	70	279	T6	3,433.34
1967	71	70	71	66	278	T10	3,125.00
1968	66	71	67	69	273	T5	5,270.83
1969	69	73	69	71	282	T22	1,334.00
1970	72	70	75	70	287	T52	300.00
1971	72	70	69	67	278	T7	5,605.00
1972	69	70	70	69	278	T18	2,044.00
1973	72	69	64	73	278	T32	1,188.60
1974	70	68	71	66	275	T10	5,067.60
1975	71	75	66	66	278	2	25,650.00
1976	70	65	65	68	268	1	46,000.00
1977	71	72	70	71	284	T8	5,659.66
1978	72	71	76	69	288	T28	1,704.00
1979	71	76	75	73	295	T44	737.86
1980	68	74	70	73	285	T11	5,125.00
1981	79	76			155	CUT	
1982	78	74			152	CUT	
1983	77	75			152	CUT	
1984	69	81			150	CUT	
1985	78	72			150	CUT	
						Total	**$114,809.89**

Geiberger, Brent (70.29)

Year	1st	2nd	3rd	4th	Total	Finish	Money
1997	70	70	69	73	282	T19	$22,230.00
1998	71	74			145	CUT	
1999	73	73			146	CUT	
2000	71	71	75	70	287	T28	19,950.00
2004	66	67	71	66	270	1	828,000.00
2005	73	69			142	CUT	
2006	64	75	71	68	278	T12	92,142.86
2007	68	68	70	69	275	T27	34,750.00
2008	70				70	W/D	
2009	73				73	W/D	

						Total	**$997,072.86**

Gellerman, Michael (72.00)

Year	1st	2nd	3rd	4th	Total	Finish	Money
2021	69	75			144	CUT	
						Total	

Gentile, John (73.50)

Year	1st	2nd	3rd	4th	Total	Finish	Money
1977	72	73	76	73	294	T63	$429.00
						Total	**$429.00**

George, Larry (72.00)

Year	1st	2nd	3rd	4th	Total	Finish	Money
2006	73	71			144	CUT	
						Total	

George, Sonny (83.50)

Year	1st	2nd	3rd	4th	Total	Finish	Money
1962	88	79			167	CUT	
						Total	

Ghezzi, Victor (72.12)

Year	1st	2nd	3rd	4th	Total	Finish	Money
1939	145	72	74		291	T11	$115.00
1941	139	71	68		278	2	750.00
1946					284	9	300.00
1947					286	1	2,000.00
1948	72	76	73		221	W/D	
1949	72	72	74		218	W/D	
1951	74	78	73		225	W/D	
						Total	**$3,165.00**

Ghim, Doug (67.88)

Year	1st	2nd	3rd	4th	Total	Finish	Money
2018	68	64	69	66	267	T20	$69,900.00
2020	71	67			138	CUT	
2021	68	70			138	CUT	
						Total	**$69,900.00**

Gibbs, Phil (76.50)

Year	1st	2nd	3rd	4th	Total	Finish	Money
1970	79	74			153	CUT	
						Total	

Gibson, Charlie (74.00)

Year	1st	2nd	3rd	4th	Total	Finish	Money
1981	75	70	75	76	296	T55	$681.00
						Total	**$681.00**

Gibson, Kelly (72.79)

Year	1st	2nd	3rd	4th	Total	Finish	Money
1992	74	76			150	CUT	
1993	74	72	73	74	293	T61	$3,195.00
1994	70	73	73	72	288	T37	6,450.00
1995	71	72	72	75	290	T56	3,360.00
1996	72	71	70	74	287	T44	5,760.00
1997	76	70			146	CUT	
1998	70	69	73	75	287	T42	7,480.00
1999	71	74			145	CUT	
2000	78	74			152	CUT	
						Total	**$26,245.00**

Gibson, Leland (71.63)

Year	1st	2nd	3rd	4th	Total	Finish	Money
1946					285	T10	$245.00
1950	77	70	71	70	288	T10	287.50
						Total	**$532.50**

Gibson, Rhein (69.88)

Year	1st	2nd	3rd	4th	Total	Finish	Money
2016	72	65	67	70	274	T53	$12,964.00
2020	74	73			147	CUT	
2021	66	72			138	CUT	
						Total	**$12,964.00**

Gielow, Brendan (69.50)

Year	1st	2nd	3rd	4th	Total	Finish	Money
2010	70	69			139	CUT	
						Total	

Gilbert, Bruce (86.00)

Year	1st	2nd	3rd	4th	Total	Finish	Money
1956	86				86	W/D	
						Total	

Gilbert, Gibby (72.48)

Year	1st	2nd	3rd	4th	Total	Finish	Money
1965	72	75	72	71	290	T45	$240.00
1970	70	72	73	71	286	T45	428.57
1972	70	70	70	71	281	T35	965.00
1973	75	68			143	CUT	
1974	71	65	73	73	282	T35	1,063.09
1975	72	76	72	74	294	T44	720.00
1976	70	71	69	70	280	T32	1,219.00
1977	75	74			149	CUT	
1978	73	72	77	76	298	T66	420.00
1979	75	73	74	72	294	T39	1,025.00
1982	74	70	74	82	300	T54	690.00
1987	70	70	78	74	292	T20	5,712.00
						Total	**$12,482.66**

Gilder, Bob (72.87)

Year	1st	2nd	3rd	4th	Total	Finish	Money
1976	70	73	74	66	283	T52	$534.75
1977	72	72	72	73	289	T40	822.45
1978	72	70	79	71	292	T51	576.00
1979	71	74	71	74	290	T12	4,750.00
1980	66	74	77	69	286	T17	3,625.00
1981	71	76	74	71	292	T28	1,952.15
1982	73	69	75	84	301	T57	666.00
1983	74	72	73	72	291	T35	2,060.00
1984	76	76			152	CUT	
1985	73	71	76	72	292	T20	5,000.00
1986	73	68			141	DQ	
1987	78	73			151	CUT	
1988	71	78			149	CUT	
1989	74	73	72	68	287	T11	22,000.00
1990	73	69	76	72	290	T33	6,604.17
1991	70	68	75	73	286	T51	2,925.00
1992	74	75			149	CUT	
1993	75	74			149	CUT	
1994	73	72	76	71	292	T64	3,165.00
1995	74	69	75	74	292	T65	3,075.00
1996	73	70	75	70	288	T48	4,432.50
1998	72	76			148	CUT	
2000	75	73			148	CUT	
						Total	**$62,188.02**

Gillis, James (77.00)

Year	1st	2nd	3rd	4th	Total	Finish	Money
1968	77				77	W/D	
						Total	

Gillis, Tom (69.24)

Year	1st	2nd	3rd	4th	Total	Finish	Money
2003	75				75	DQ	
2005	70	68	73	79	290	T76	$9,350.00
2010	69	67	64	66	266	T18	55,947.00
2011	68	68	68	69	273	T40	19,240.00
2012	64	70			134	W/D	
2013	69	68	73	70	280	T60	11,448.00
2015	65	73			138	CUT	
2016	68	66	70	71	275	T57	12,376.00
						Total	**$108,361.00**

Ginsberg, Roger (71.38)

Year	1st	2nd	3rd	4th	Total	Finish	Money
1963	71	71	75	72	289	T36	$143.34
1967	69	71	74	68	282	T23	1,072.92
						Total	**$1,216.26**

Glasson, Bill (72.74)

Year	1st	2nd	3rd	4th	Total	Finish	Money
1985	73	78			151	CUT	
1987	74	75	74	70	293	T30	$3,487.50
1988	69	73	74	72	288	T43	3,045.00
1989	69	76	79	74	298	T77	1,840.00
1990	72	71	72	72	287	T10	25,138.89
1992	75	76			151	CUT	
1994	68	73	72	72	285	T22	13,521.43
1996	72	78			150	W/D	
1999	74	67	68	72	281	T17	35,186.66
2000	73	74			147	CUT	
2001	70	73			143	CUT	
2006	70	76			146	CUT	
2007	73	71			144	CUT	
						Total	**$82,219.48**

Gleeton, Tom (76.00)

Year	1st	2nd	3rd	4th	Total	Finish	Money
1986	78	74			152	CUT	
						Total	

Glenn, Bailey (75.89)

Year	1st	2nd	3rd	4th	Total	Finish	Money
1956	75	78	74	78	305	T56	
1957	74	73	73	75	295	T45	
1958	77	75			152	CUT	
1959	73	79			152	CUT	
1961	76	75	77	76	304	T51	
1962	75	83			158	CUT	
						Total	

Glenz, David (71.13)

Year	1st	2nd	3rd	4th	Total	Finish	Money
1972	72	70	73	72	287	T68	$347.82
1973	71	70	70	71	282	T56	451.66
						Total	**$799.48**

Gligic, Michael (69.25)

Year	1st	2nd	3rd	4th	Total	Finish	Money
2020	68	67	70	70	275	T59	$14,144.00
2021	65	71	73	70	279	T65	13,504.00
						Total	**$27,648.00**

Glisson, Billy (80.00)

Year	1st	2nd	3rd	4th	Total	Finish	Money
1982	80				80	W/D	
						Total	

Glover, Lucas (68.55)

Year	1st	2nd	3rd	4th	Total	Finish	Money
2004	70	68	73	75	286	T57	$10,350.00
2005	70	71	70	66	277	T21	48,357.15
2006	73	69	66	69	277	T6	151,250.00
2007	65	71	66	72	274	T20	52,142.85
2008	66	68	66	68	268	T20	57,324.00
2009	66	68	67	70	271	T24	39,461.25
2010	64	65	67	67	263	7	170,850.00
2011	70	65	69	68	272	T30	28,964.00
2012	68	69			137	W/D	
2013	73	69			142	CUT	
2014	73	71			144	CUT	
2015	66	70	67	66	269	T18	63,450.00
2016	69	61	73	67	270	T22	45,665.46
2017	65	69	68	69	271	T28	36,153.33
2019	67	68	71	69	275	T72	12,028.00
2020	69	69			138	CUT	
2021	70	72			142	CUT	
						Total	**$715,996.04**

Glover, Randy (73.31)

Year	1st	2nd	3rd	4th	Total	Finish	Money
1962	74	77	73	77	301	T63	
1965	72	76			148	DQ	
1966	71	70	78	72	291	T51	
1967	70	72	71	71	284	T36	$597.65
1969	73				73	W/D	
1974	76				76	W/D	
						Total	**$597.65**

Glover, Russ (74.50)

Year	1st	2nd	3rd	4th	Total	Finish	Money
1978	73	76			149	CUT	
						Total	

Goalby, Bob (71.77)

Year	1st	2nd	3rd	4th	Total	Finish	Money
1958	71	69	69	66	275	1	$2,000.00
1959	71	76	68	74	289	T20	190.00
1960	69	66	75	74	284	T12	650.00
1962	73	75	71	72	291	T24	450.00
1963	70	74	74	73	291	46	
1964	75	71	71	73	290	T34	300.00
1965	74	76			150	CUT	
1966	68	72	70	73	283	T15	1,550.00
1967	76	76			152	CUT	
1968	75	71			146	CUT	
1969	72	70	67	74	283	T30	819.20
1970	72	70	68	76	286	T45	428.57
1971	75	73			148	CUT	
1973	69	70	69	70	278	T32	1,188.60
1974	74	66	71	68	279	T22	1,916.89
1976	70	71	68	71	280	T32	1,219.00
1977	75	71	74	73	293	T59	464.00
1980	74	78			152	CUT	
						Total	**$11,176.26**

Godwin, John (78.50)

Year	1st	2nd	3rd	4th	Total	Finish	Money
1978	79	78			157	CUT	
						Total	

Goetz, Bob (71.83)

Year	1st	2nd	3rd	4th	Total	Finish	Money
1959	72	69	71	73	285	T11	$525.00
1962	70	75	74	79	298	T46	
1963	71	68	70	70	279	T10	1,100.00
						Total	**$1,625.00**

Goetz, Dick (73.00)

Year	1st	2nd	3rd	4th	Total	Finish	Money
1970	73	73			146	CUT	
						Total	

Gogel, Matt (70.59)

Year	1st	2nd	3rd	4th	Total	Finish	Money
2000	70	72	73	75	290	T46	$8,022.86
2001	75	71			146	CUT	
2002	73	68	68	74	283	T19	47,690.00
2003	70	67	68	68	273	3	306,000.00
2004	70	69	66	72	277	T8	110,975.00
2005	67	74	69	74	284	T61	10,800.00
						Total	**$483,487.86**

Goggin, Mathew (71.50)

Year	1st	2nd	3rd	4th	Total	Finish	Money
2000	77	72			149	CUT	
2001	70	72	68	75	285	T61	$7,490.00
2002	71	70	75	72	288	T48	9,667.20
2003	72	70	72	69	283	T49	10,822.50
2006	73	74			147	CUT	
2007	69	70	70	69	278	T49	12,025.00
2008	68	74			142	CUT	
2010	72	69			141	CUT	
2012	73	73			146	CUT	
						Total	**$40,004.70**

Goggin, Willie (72.83)

Year	1st	2nd	3rd	4th	Total	Finish	Money
1938	142	76	71		289	T15	$20.00
1942	142	73	70		285	T10	125.00
1945					300	T16	66.00
						Total	**$211.00**

Goldstrand, Joel (72.07)

Year	1st	2nd	3rd	4th	Total	Finish	Money
1967	75	79			154	CUT	
1968	72	74			146	CUT	
1969	75	70			145	CUT	
1971	71	71	70	71	283	T37	$921.00
1972	71	67	72	71	281	T35	965.00
						Total	**$1,886.00**

Gómez, Fabián (68.67)

Year	1st	2nd	3rd	4th	Total	Finish	Money
2011	68	70			138	CUT	
2013	71	69			140	CUT	
2018	68	72			140	CUT	
2019	67	64	66	68	265	T13	$109,533,33
2020	74	67			141	CUT	
2021	70	70			140	CUT	
						Total	**$109,533.33**

Gomez, Jaime (73.00)

Year	1st	2nd	3rd	4th	Total	Finish	Money
1993	75	71	72	74	292	T50	$3,485.45
						Total	$3,485.45

Gonsalves, Gil (74.50)

Year	1st	2nd	3rd	4th	Total	Finish	Money
1973	76	73			149	CUT	
						Total	

Gonzales, Andres (68.56)

Year	1st	2nd	3rd	4th	Total	Finish	Money
2011	68	69	69	72	278	T66	$10,608.00
2013	69	67	70	64	270	T8	153,700.00
2015	73	67			140	CUT	
2016	66	68	74	65	273	T46	14,976.00
2017	70	66	70	67	273	T42	18,661.50
						Total	**$197,945.50**

Gonzalez, Ernie (75.75)

Year	1st	2nd	3rd	4th	Total	Finish	Money
1985	74	78			152	CUT	
1986	77	77			154	CUT	
1987	76	77			153	CUT	
1988	73	74			147	CUT	
						Total	

Gonzalez, Jaime (75.50)

Year	1st	2nd	3rd	4th	Total	Finish	Money
1980	72	73	83	73	301	T76	$470.00
1981	74	78			152	CUT	
						Total	**$470.00**

Gooch, Lan (73.00)

Year	1st	2nd	3rd	4th	Total	Finish	Money
1998	73	73			146	CUT	
						Total	

Gooch, Talor (69.25)

Year	1st	2nd	3rd	4th	Total	Finish	Money
2018	72	67			139	CUT	
2019	70	68			138	CUT	
2020	65	65	68	71	269	T25	$54,080.00
2021	68	71			139	CUT	
						Total	**$54,080.00**

Goodes, Ben (75.41)

Year	1st	2nd	3rd	4th	Total	Finish	Money
1953	72	78	73	76	299	T57	
1954	75	77	77	79	308	T57	
1955	74	75	73	75	297	T50	
1958	72	78	74	75	299	65	
1959	73	75	75	79	302	T49	
1960	79	75			154	DQ	
						Total	

Goodes, Mike (83.50)

Year	1st	2nd	3rd	4th	Total	Finish	Money
1985	91	76			167	CUT	
						Total	

Goodrich, Al (76.62)

Year	1st	2nd	3rd	4th	Total	Finish	Money
1954	79	77	78	77	311	62	
1956	77	75	75	79	306	T60	
1959	72	72	80	88	312	67	
1960	74	75	74	75	298	T53	
1961	77	74	74	79	304	T51	
1962	74	76	73	76	299	T52	
1967	79	83			162	CUT	
						Total	

Goosen, Retief (69.15)

Year	1st	2nd	3rd	4th	Total	Finish	Money
2003	68	73	72	68	281	T37	$18,450.00
2011	67	65	68	70	270	T17	65,780.00
2014	69	69	67	71	276	T51	12,472.66
2016	70	69			139	CUT	
2017	72	65	65	71	273	T42	18,661.50
2018	71	73			144	CUT	
						Total	**$115,364.16**

Goosie, J.C. (72.60)

Year	1st	2nd	3rd	4th	Total	Finish	Money
1958	73	74	72	72	291	T42	
1960	72	72	72	74	290	T27	$140.00
1969	70	75			145	CUT	
						Total	**$140.00**

Gordon, Scott (71.50)

Year	1st	2nd	3rd	4th	Total	Finish	Money
2011	77	66			143	CUT	
						Total	

Gordon, Will (68.00)

Year	1st	2nd	3rd	4th	Total	Finish	Money
2020	68	69	64	69	270	T27	$46,720.00
2021	68	70			138	CUT	
						Total	**$46,720.00**

Gore, Jason (69.13)

Year	1st	2nd	3rd	4th	Total	Finish	Money
2001	73	70			143	CUT	
2003	73	72			145	CUT	
2007	67	68	69	67	271	T7	$150,625.00
2008	67	69	70	71	277	T66	10,608.00
2009	78	70			148	CUT	
2010	65	69	70	65	269	T41	17,365.50
2015	66	67	62	69	264	2	583,200.00
2016	72	70			142	CUT	
						Total	**$761,798.50**

Gorman, Bryan (71.50)

Year	1st	2nd	3rd	4th	Total	Finish	Money
1996	73	68	73	72	286	T35	$8,130.00
						Total	**$8,130.00**

Gossett, David (71.83)

Year	1st	2nd	3rd	4th	Total	Finish	Money
2003	70	72	66	72	280	T30	$26,742.85
2004	79	72			151	CUT	
						Total	**$26,742.85**

Gotsche, Steve (71.17)

Year	1st	2nd	3rd	4th	Total	Finish	Money
1995	71	70	69	72	282	T19	$17,550.00
2000	76	69			145	CUT	
						Total	**$17,550.00**

Gourley, Jr., Willard (77.00)

Year	1st	2nd	3rd	4th	Total	Finish	Money
1952	73	81	85	82	321	58	
1957	69	75	73	78	295	T45	
						Total	

Gove, Jeff (71.17)

Year	1st	2nd	3rd	4th	Total	Finish	Money
2000	76	71			147	CUT	
2002	76	78			154	CUT	
2006	68	72	72	70	282	T31	$27,750.00
2007	69	73			142	CUT	
2008	68	66	73	69	276	T60	11,067.00
2010	71	69			140	CUT	
2013	69	71			140	CUT	

						Total	**$38,817.00**

Gove, Mike (76.00)

Year	1st	2nd	3rd	4th	Total	Finish	Money
1983	75	80			155	CUT	
1984	75	74			149	CUT	
1985	74	78			152	CUT	
						Total	

Govern, Dick (73.00)

Year	1st	2nd	3rd	4th	Total	Finish	Money
1948	73	75	75	69	292	T27	
						Total	

Gow, Paul (71.25)

Year	1st	2nd	3rd	4th	Total	Finish	Money
2001	71	73			144	CUT	
2002	74	73			147	CUT	
2003	66	69	72	74	281	T37	$18,450.00
2007	68	70	73	72	283	T74	9,500.00
						Total	**$27,950.00**

Goydos, Paul (73.00)

Year	1st	2nd	3rd	4th	Total	Finish	Money
1993	79	76			155	CUT	
1994	75	74			149	CUT	
1995	74				74	W/D	
1999	72	69	74	73	288	T48	$6,534.67
2002	68	75	75	68	286	T38	15,960.00
2006	73	69	73	74	289	T67	10,150.00
						Total	**$32,644.67**

Grace, Branden (67.79)

Year	1st	2nd	3rd	4th	Total	Finish	Money
2015	67	70	68	69	274	T47	$14,526.00
2019	67	68	70	66	271	T48	15,772.80
2020	71	68			139	CUT	
2021	66	69	64	66	265	T2	389,440.00
						Total	**$419,738.80**

Grady, Wayne (73.32)

Year	1st	2nd	3rd	4th	Total	Finish	Money
1985	74	70	72	79	295	T32	$2,264.00
1986	75	67	80	69	291	T57	1,115.00
1988	74	72			146	CUT	
1989	76	77			153	CUT	
1992	75	73			148	CUT	
1996	72	75			147	CUT	
1997	72	75			147	CUT	
1999	74	64	76	72	286	T40	10,400.00
						Total	**$13,779.00**

Graham, David (69.63)

Year	1st	2nd	3rd	4th	Total	Finish	Money
1972	68	69	70	71	278	T18	$2,044.00
1974	68	69	71	71	279	T22	1,916.89
						Total	**$3,960.89**

Graham, Lou (72.03)

Year	1st	2nd	3rd	4th	Total	Finish	Money
1965	75	81			156	CUT	
1966	73	68	75	71	287	T40	$418.75
1967	70	75	67	69	281	T20	1,500.00
1968	69	71	70	68	278	T16	1,993.75
1969	74	74			148	CUT	
1970	67	68	72	74	281	T25	1,386.00
1971	71	70	72	68	281	T18	1,941.80
1972	68	69	70	69	276	T10	4,400.00
1973	68	64	67	69	268	T2	19,425.00
1975	72	71	73	70	286	T12	4,218.75
1976	67	69	70	67	273	T4	10,120.00
1977	75	76			151	CUT	
1978	73	76			149	CUT	
1979	75	74	78	70	297	T58	545.00
1980	73	71	73	74	291	T49	640.00
1981	74	73	72	78	297	T59	654.00
1982	72	73	81	79	305	71	594.00
1983	72	74	75	74	295	T54	920.00
1984	71	78			149	CUT	
1986	69	74	74	76	293	T65	1,035.00
						Total	**$49,792.05**

Grant, C.G. (81.25)

Year	1st	2nd	3rd	4th	Total	Finish	Money
1959	85	88			173	CUT	
1967	73	79			152	CUT	
						Total	

Grant, Jim (71.17)

Year	1st	2nd	3rd	4th	Total	Finish	Money
1969	68	73	70	72	283	T30	$819.20
1970	73	71			144	CUT	
						Total	**$819.20**

Grant, Mike (82.00)

Year	1st	2nd	3rd	4th	Total	Finish	Money
1996	83	81			164	CUT	
						Total	

Grant, Sonny (80.50)

Year	1st	2nd	3rd	4th	Total	Finish	Money
1962	82	79			161	CUT	
						Total	

Gravely, Ed (74.75)

Year	1st	2nd	3rd	4th	Total	Finish	Money
1953	75	75	73	76	299	T57	
						Total	

Graves, Jr., Elmer (81.50)

Year	1st	2nd	3rd	4th	Total	Finish	Money
1956	85	78			163	CUT	
						Total	

Gray, Thomas (75.83)

Year	1st	2nd	3rd	4th	Total	Finish	Money
1983	71	76	73	81	301	T70	$792.00
1984	77	77			154	CUT	
						Total	**$792.00**

Gray, Jr., Bob (75.25)

Year	1st	2nd	3rd	4th	Total	Finish	Money
1948	74	73	74	77	298	44	
1950	73	70	76	78	297	T43	
1951	76	76	76	80	308	49	
						Total	

Green, Hubert (72.27)

Year	1st	2nd	3rd	4th	Total	Finish	Money
1972	69	72	72	71	284	T54	$347.83
1973	67	69	69	71	276	T18	2,092.36
1974	73	69			142	CUT	
1983	74	83			157	CUT	
1990	75	74			149	CUT	
1996	76				76	W/D	
						Total	**$2,440.19**

Green, Jimmy (71.38)

Year	1st	2nd	3rd	4th	Total	Finish	Money
1997	71	71	69	72	283	T25	$15,152.50
1999	73	70	70	78	291	T63	5,460.00
2000	69	72	71	72	284	T16	45,000.00
2001	72	69	70	73	284	T54	7,910.00
						Total	**$73,522.50**

Green, John (77.00)

Year	1st	2nd	3rd	4th	Total	Finish	Money
1958	77	77			154	CUT	
						Total	

Green, Ken (72.74)

Year	1st	2nd	3rd	4th	Total	Finish	Money
1982	76	79			155	CUT	
1983	75	80			155	CUT	
1984	73	72	74	77	296	T63	$852.00
1985	71	76	74	79	300	T60	848.00
1988	68	67	69	67	271	2	108,000.00
1989	73	66	66	72	277	1	180,000.00
1990	71	73	78	74	296	T61	2,712.50
1991	72	69	72	73	286	T51	2,925.00
1992	71	70	72	69	282	T11	23,333.34
1993	73	73	71	76	293	T61	3,195.00
1994	71	73	70	74	288	T37	6,450.00
1995	77	78			155	W/D	
1996	70	71	72	70	283	T11	38,160.00
1997	76				76	W/D	
1998	72	77			149	CUT	
1999	78				78	DQ	
2000	69	71	74	74	288	T34	14,512.50
						Total	**$380,988.34**

Green, Nathan (70.39)

Year	1st	2nd	3rd	4th	Total	Finish	Money
2006	70	71	75	70	286	T59	$10,900.00
2007	68	66	70	69	273	T13	85,714.28
2008	71	78			149	CUT	
2010	69	71			140	CUT	
2011	67	69	69	70	275	T52	12,004.57
2012	69	75			144	CUT	
						Total	**$108,618.85**

Greene, Bert (71.58)

Year	1st	2nd	3rd	4th	Total	Finish	Money
1969	71	69	71	78	289	T67	$266.66
1970	70	69	76	69	284	T36	873.00
1974	72	67	72	75	286	T57	451.68
						Total	**$1,591.34**

Greenwood, Bobby (71.60)

Year	1st	2nd	3rd	4th	Total	Finish	Money
1971	74	70	74	68	286	T55	$271.00
1973	72	72			144	CUT	
1974	74	66	72	74	286	T57	451.68
						Total	**$722.68**

Greer, Brad (74.50)

Year	1st	2nd	3rd	4th	Total	Finish	Money
1987	72	72	82	72	298	T62	$1,284.00
						Total	**$1,284.00**

Gregson, Malcolm (70.75)

Year	1st	2nd	3rd	4th	Total	Finish	Money
1969	68	71	69	75	283	T30	$819.20
						Total	**$819.20**

Greiner, Otto (72.82)

Year	1st	2nd	3rd	4th	Total	Finish	Money
1948	70	75	74	71	290	T16	$132.00
1949	71	74	75	68	288	20	110.00
1952	73	76	74		223	W/D	
						Total	**$242.00**

Gribble, Cody (71.50)

Year	1st	2nd	3rd	4th	Total	Finish	Money
2017	74	71			145	CUT	
2018	74	66			140	CUT	
2019	71	73			144	CUT	
						Total	

Griesmer, Harry (74.75)

Year	1st	2nd	3rd	4th	Total	Finish	Money
1951	77	74	77	71	299	T33	
						Total	

Griffin, Lanto (68.83)

Year	1st	2nd	3rd	4th	Total	Finish	Money
2018	69	68	68	69	274	T57	$13,140.00
2021	71	68			139	CUT	
						Total	**$13,140.00**

Griffith, A.W. (82.50)

Year	1st	2nd	3rd	4th	Total	Finish	Money
1964	81	79	81	89	330	71	
						Total	

Griffiths, Ed (72.75)

Year	1st	2nd	3rd	4th	Total	Finish	Money
1967	74	70	72	75	291	T63	
						Total	

Grillo, Emiliano (70.50)

Year	1st	2nd	3rd	4th	Total	Finish	Money
2017	68	73			141	CUT	
						Total	

Grimes, Tony (74.00)

Year	1st	2nd	3rd	4th	Total	Finish	Money
1987	78	73			151	CUT	
1989	75	73	73	72	293	T50	$2,348.89
						Total	**$2,348.89**

Grisette, Uly (77.00)

Year	1st	2nd	3rd	4th	Total	Finish	Money
1992	76	78			154	CUT	
						Total	

Grob, Mike (73.00)

Year	1st	2nd	3rd	4th	Total	Finish	Money
2003	72	74			146	CUT	
						Total	

Groff, Bob (77.50)

Year	1st	2nd	3rd	4th	Total	Finish	Money
1986	78	75			153	CUT	
1989	84	78			162	CUT	
1991	74	76			150	CUT	
						Total	

Groh, Gary (72.44)

Year	1st	2nd	3rd	4th	Total	Finish	Money
1970	71	73			144	CUT	
1974	69	71	76	69	285	T50	$517.78
1975	75	71	69	75	290	T27	1,595.00
1976	69	75			144	CUT	
1977	73	75			148	CUT	
1978	71	77			148	CUT	
						Total	**$2,112.78**

Gronberg, Mathias (69.78)

Year	1st	2nd	3rd	4th	Total	Finish	Money
2004	70	72			142	CUT	
2006	73	70			143	CUT	
2007	72	67	71	70	280	T64	$10,500.00
2008	71	64	75	67	277	T66	10,608.00
2009	72	69			141	CUT	
2010	67	68	70	68	273	T65	10,455.00
						Total	**$31,563.00**

Groomes, Rion (82.50)

Year	1st	2nd	3rd	4th	Total	Finish	Money
1992	78	87			165	CUT	
						Total	

Grunewald, Kelly (70.75)

Year	1st	2nd	3rd	4th	Total	Finish	Money
2001	69	73	70	71	283	T47	$8,990.00
						Total	**$8,990.00**

Guillaume, Vaita (75.00)

Year	1st	2nd	3rd	4th	Total	Finish	Money
2012	74	76			150	CUT	
						Total	

Guldahl, Ralph (70.85)

Year	1st	2nd	3rd	4th	Total	Finish	Money
1938	140	73	68		281	T3	$500.00
1939	139	70	71		280	1	1,200.00
1940	140	73	67		280	T3	412.50
1941	139	71	70		280	T3	500.00
1948	73	76	74	73	296	T41	
						Total	**$2,612.50**

Gullion, Joey (73.50)

Year	1st	2nd	3rd	4th	Total	Finish	Money
1996	77	70			147	CUT	
						Total	

Gumlia, Dave (75.25)

Year	1st	2nd	3rd	4th	Total	Finish	Money
1967	76	76			152	CUT	
1969	73	76			149	CUT	
						Total	

Gump, Scott (73.65)

Year	1st	2nd	3rd	4th	Total	Finish	Money
1991	74	71			145	CUT	
1992	74	76			150	CUT	
1993	75	75			150	CUT	
1995	75	75			150	CUT	
1996	77	75			152	CUT	
1997	69	75			144	CUT	
1998	72	72			144	CUT	
1999	72	72			144	CUT	
2001	74	75			149	CUT	
2007	75	70			145	CUT	
						Total	

Guss, Skip (76.50)

Year	1st	2nd	3rd	4th	Total	Finish	Money
1978	75	78			153	CUT	
						Total	

Gustin, Jon (74.33)

Year	1st	2nd	3rd	4th	Total	Finish	Money
1960	84	74			158	CUT	
1961	75	73	69		217	DQ	
1962	73	76	71	74	294	T35	$150.00
						Total	**$150.00**

Guthrie, Luke (68.67)

Year	1st	2nd	3rd	4th	Total	Finish	Money
2014	69	69	68	65	271	T24	$41,008.75
2015	69	67	70	70	276	T56	12,204.00
2016	67	70	72	68	277	T68	11,312.00
						Total	**$64,524.75**

Gutschewski, Scott (69.50)

Year	1st	2nd	3rd	4th	Total	Finish	Money
2005	67	74	66	68	275	T13	$93,750.00
2006	71	73			144	CUT	
2007	68	70	70	70	278	T49	12,025.00
2009	71	67	64	68	270	T17	66,737.14
2011	69	76			145	CUT	
						Total	**$172,512.14**

Haas, Bill (68.23)

Year	1st	2nd	3rd	4th	Total	Finish	Money
2002	74	71			145	CUT	
2006	70	74			144	CUT	
2007	71	70			141	CUT	
2008	71	71			142	CUT	
2009	62	69	66	70	267	T10	$127,500.00
2010	69	65	65	68	267	T28	33,915.00
2011	68	70			138	CUT	
2012	68	65	67	67	267	T7	162,066.67
2013	69	66	71	68	274	T20	57,416.67
2014	68	66	66	64	264	T2	466,400.00
2015	65	66	68	67	266	T6	174,825.00
2016	66	68	65	71	270	T22	45,665.45
2017	73	64	72		209	T75	10,788.00
2018	69	68	68	67	272	T45	16,515.00
2019	66	68	69	69	272	T53	14,153.71
2020	72	67			139	CUT	
2021	70	69			139	CUT	
						Total	**$1,109,245.40**

Haas, Fred (74.00)

Year	1st	2nd	3rd	4th	Total	Finish	Money
1947					296	T20	$70.00
						Total	**$70.00**

Haas, Hunter (70.27)

Year	1st	2nd	3rd	4th	Total	Finish	Money
2001	72	70	73	71	286	T66	$7,175.00
2005	70	68	73	72	283	T56	11,200.00
2011	67	69	68		204	W/D	
						Total	**$18,375.00**

Haas, Jay (72.45)

Year	1st	2nd	3rd	4th	Total	Finish	Money
1973	68	73	71	72	284	61	
1977	76	71	69	74	290	T49	$578.20
1978	75	76			151	CUT	
1979	76	70	76	69	291	T18	2,937.50
1980	73	72	78	73	296	T69	495.00
1981	68	72	76	71	287	T7	8,121.43
1982	71	75	74	78	298	T40	1,080.00
1983	72	72	72	71	287	T14	7,200.00
1984	70	74	72	72	288	T17	5,234.28
1985	74	75	76	81	306	T76	748.00
1989	76	80			156	W/D	
1990	73	73	76	71	293	T47	3,171.88
1991	75	70			145	CUT	
1992	71	70	71	71	283	T20	13,035.72
1993	69	73	74	70	286	T20	16,250.00
1994	69	73	71	70	283	T13	30,000.00
1995	72	72			144	CUT	
1996	78	69			147	CUT	
2002	69	70	77	68	284	T23	32,028.58
2003	69	68	70	68	275	T5	142,392.86
2004	70	72			142	CUT	
2005	72	73			145	CUT	
						Total	**$263,273.45**

Haas, Jerry (73.20)

Year	1st	2nd	3rd	4th	Total	Finish	Money
1990	75	78			153	CUT	
1991	73	72			145	CUT	
1995	71	73			144	CUT	
2015	74	71			145	CUT	
2016	74	71			145	CUT	
						Total	

Haberle, Dave (77.50)

Year	1st	2nd	3rd	4th	Total	Finish	Money
1977	76	79			155	CUT	
						Total	

Hadley, Chesson (68.93)

Year	1st	2nd	3rd	4th	Total	Finish	Money
2012	68	72			140	CUT	
2013	72	72			144	CUT	
2014	69	74			143	CUT	
2015	69	70			139	CUT	
2016	68	69	68	70	275	T57	$12,376.00
2017	67	74			141	CUT	
2018	68	68	69	67	272	T45	16,515.00
2019	69	64	69	70	272	T53	14,153.71
2020	65	69	70	70	274	T51	15,216.00
2021	68	69	69	62	268	T15	91,342.22
						Total	**$149,602.93**

Hadley, James (83.25)

Year	1st	2nd	3rd	4th	Total	Finish	Money
1956	83	80			163	CUT	
1957	89	81			170	CUT	
						Total	

Hadwin, Adam (67.93)

Year	1st	2nd	3rd	4th	Total	Finish	Money
2015	68	68	66	73	275	T51	$12,787.20
2016	69	67	66	69	271	T33	27,751.11
2019	68	70			138	CUT	
2021	64	71	66	66	267	T10	148,800.00
						Total	**$189,338.31**

Hagawa, Yataka (74.00)

Year	1st	2nd	3rd	4th	Total	Finish	Money
1982	69	76	78	69	292	T13	$6,000.00

1983	78	74			152	CUT	
						Total	**$6,000.00**

Hager, Joe (74.17)

Year	1st	2nd	3rd	4th	Total	Finish	Money
1979	74	80			154	CUT	
1980	70	73	73	75	291	T49	$640.00
						Total	**$640.00**

Hagy, Brandon (69.67)

Year	1st	2nd	3rd	4th	Total	Finish	Money
2017	70	70			140	CUT	
2020	69	70			139	CUT	
2021	71	68			139	CUT	
						Total	

Hahn, James (70.00)

Year	1st	2nd	3rd	4th	Total	Finish	Money
2013	71	71			142	CUT	
2014	69	69	69	70	277	T57	$11,660.00
2017	69	74			143	CUT	
2021	68	67	72	71	278	T62	14,016.00
						Total	**$25,676.00**

Hahn, Paul (75.50)

Year	1st	2nd	3rd	4th	Total	Finish	Money
1948	79	72			151	W/D	
						Total	

Hale, Bud (75.25)

Year	1st	2nd	3rd	4th	Total	Finish	Money
1953	77	72	76	76	301	T61	
						Total	

Haley II, Paul (69.00)

Year	1st	2nd	3rd	4th	Total	Finish	Money
2013	69	68	72	67	276	T29	$32,263.75
						Total	**$32,263.75**

Haley, Wayne (74.88)

Year	1st	2nd	3rd	4th	Total	Finish	Money
1955	76	74	81	74	305	T63	
1956	75	72	78	78	303	T50	
1957	77	72	75	78	302	T61	
1958	73	76	73	76	298	T63	
1959	73	74	71	77	295	T36	
1962	73	74	73	74	294	T35	$150.00
						Total	**$150.00**

Hall, Bill (80.00)

Year	1st	2nd	3rd	4th	Total	Finish	Money
1964	78	86	80	76	320	69	
						Total	

Hall, Harry (80.00)

Year	1st	2nd	3rd	4th	Total	Finish	Money
1957	77	83			160	CUT	
						Total	

Hall, Tommy (77.90)

Year	1st	2nd	3rd	4th	Total	Finish	Money
1956	82	78			160	CUT	
1957	83	80			163	CUT	
1959	76	76			152	CUT	
1965	73	75	79	77	304	T72	
						Total	

Hallberg, Gary (73.84)

Year	1st	2nd	3rd	4th	Total	Finish	Money
1977	73	71	76	74	294	T63	
1980	71	75	79	79	304	80	
1981	74	74	76	77	301	T73	$573.00
1982	70	71	77	76	294	T18	4,050.00
1983	75	71	74	71	291	T35	2,060.00
1984	70	75	75	72	292	T41	1,400.00
1985	75	75			150	CUT	
1987	71	72	76	74	293	T30	3,487.50
1988	72	74			146	CUT	
1989	78	70	73	76	297	T73	1,910.00
1990	76	74			150	CUT	
1991	70	72	71	72	285	T45	3,575.00
1992	70	71	74	72	287	T41	4,375.00
1993	78	74			152	CUT	
1994	76	81			157	CUT	
1995	69	71	69	72	281	T14	25,500.00
1996	82	73			155	CUT	
1999	81				81	DQ	
2001	71	72			143	CUT	
2007	76	75			151	CUT	
						Total	**$46,930.50**

Halldorson, Dan (74.06)

Year	1st	2nd	3rd	4th	Total	Finish	Money
1979	80	81			161	CUT	
1981	73	77			150	CUT	
1983	73	73	74	78	298	T65	$824.00
1984	73	75	78	68	294	T52	938.00
1985	74	75	74	74	297	T43	1,282.66
1987	73	76	78	78	305	74	1,152.00
1988	68	70	75	73	286	T30	6,075.34
1989	71	71	75	78	295	T63	2,100.00
1991	71	71	72	71	285	T45	3,575.00
1992	72	75			147	CUT	
1993	75	73			148	CUT	
						Total	**$15,947.00**

Hallet, Jim (73.36)

Year	1st	2nd	3rd	4th	Total	Finish	Money
1989	74	75			149	CUT	
1990	76	74			150	CUT	
1991	76	71			147	CUT	
1992	71	72	71	72	286	T36	$5,887.00
1993	69	75	78	73	295	T71	2,940.00
						Total	**$8,827.00**

Haltom, Bart (74.00)

Year	1st	2nd	3rd	4th	Total	Finish	Money
1960	74	75	75	72	296	T47	
						Total	

Hamarik, John (75.00)

Year	1st	2nd	3rd	4th	Total	Finish	Money
1984	75	75			150	CUT	
						Total	

Hamilton, Bob (72.47)

Year	1st	2nd	3rd	4th	Total	Finish	Money
1946					286	T12	$167.50
1947					294	T12	282.50
1948	72	68	72	72	284	T5	650.00
1949	73	72			145	W/D	
1950	71	76	76		223	W/D	
						Total	**$1,100.00**

Hamilton, Jim (75.00)

Year	1st	2nd	3rd	4th	Total	Finish	Money
1991	72	72	72	72	288	T62	$2,675.00
1993	82	79			161	CUT	
1996	79	72			151	CUT	
						Total	**$2,675.00**

Hamilton, Todd (70.35)

Year	1st	2nd	3rd	4th	Total	Finish	Money
2005	68	76			144	CUT	
2007	66	69	77	71	283	T74	$9,500.00
2008	71	70			141	CUT	
2009	67	71	66	67	271	T24	39,461.25
2010	70	69			139	CUT	
2011	72	68			140	CUT	
2012	70	72			142	CUT	
2014	69	78			147	CUT	
						Total	**$48,961.25**

Hamm, Gene (77.60)

Year	1st	2nd	3rd	4th	Total	Finish	Money
1954	75	70	77	79	301	T43	
1961	75	74	76	82	307	T57	
1965	82	86			168	CUT	
						Total	

Hammer, Laurie (72.60)

Year	1st	2nd	3rd	4th	Total	Finish	Money
1967	71	77			148	CUT	
1968	74	71	76	71	292	69	
1969	71	69	72	74	286	T54	$266.67
						Total	**$266.67**

Hammond, Donnie (71.79)

Year	1st	2nd	3rd	4th	Total	Finish	Money
1983	76	69	76	75	296	T57	$892.00
1984	75	73	74	70	292	T41	1,400.00
1987	70	74	76	72	292	T20	5,712.00
1988	67	67	73	74	281	T6	32,375.00
1989	75	70	72	70	287	T11	22,000.00
1990	71	71	76	69	287	T10	25,138.89
1991	73	73			146	CUT	
1993	73	72	68	73	286	T20	16,250.00
1994	70	71	69	70	280	T6	52,125.00
1996	77	73			150	CUT	
1997	73	74			147	CUT	
1998	69	70	69	76	284	T23	18,542.85
1999	70	70	70	71	281	T17	35,186.67
2001	71	68	69	71	279	T19	42,420.00
2002	74	71			145	CUT	
2003	70	72	72	73	287	T72	8,685.00
						Total	**$260,727.41**

Hancock, Phillip (73.50)

Year	1st	2nd	3rd	4th	Total	Finish	Money
1977	78	70			148	CUT	
1978	72	71	78	69	290	T36	$1,236.00
1979	73	77			150	CUT	
1980	71	71	74	72	288	T26	1,631.82
1981	75	77			152	CUT	
1982	76	70	77	75	298	T40	1,080.00
1983	73	68	70	73	284	T7	12,466.67
1984	73	79			152	CUT	
1985	70	74	74	78	296	T37	1,760.00
1986	71	73	77	73	294	69	1,010.00
						Total	**$19,184.49**

Hansen, Anders (68.00)

Year	1st	2nd	3rd	4th	Total	Finish	Money
2007	69	64	68	71	272	T11	$120,000.00
						Total	**$120,000.00**

Hansen, Matt (71.50)

Year	1st	2nd	3rd	4th	Total	Finish	Money
2006	68	75			143	CUT	
						Total	

Hanson, Peter (71.50)

Year	1st	2nd	3rd	4th	Total	Finish	Money
2013	68	73			141	CUT	
2014	72	73			145	CUT	
						Total	

Harbert, Chick (72.56)

Year	1st	2nd	3rd	4th	Total	Finish	Money
1947					293	T8	$450.00
1948	74	73	74	74	295	T38	
1949	70	70	70	74	284	T13	240.00
1950	72	72	72	73	289	T14	158.00
						Total	**$848.00**

Harbour, Bill (75.00)

Year	1st	2nd	3rd	4th	Total	Finish	Money
1953	75				75	W/D	
						Total	

Hardin, Gary (78.50)

Year	1st	2nd	3rd	4th	Total	Finish	Money
1981	80	77			157	CUT	
						Total	

Hardy, Jim (71.38)

Year	1st	2nd	3rd	4th	Total	Finish	Money
1969	72	69	73	75	289	T67	$266.66
1972	72	69	74	67	282	T43	660.00
						Total	**$926.66**

Harkins, Brandon (68.33)

Year	1st	2nd	3rd	4th	Total	Finish	Money
2018	72	69			141	CUT	
2019	68	64	69	68	269	T36	$30,483.33
						Total	**$30,483.33**

Harman, Brian (68.21)

Year	1st	2nd	3rd	4th	Total	Finish	Money
2010	68	72			140	CUT	
2012	69	71			140	CUT	
2013	67	66	69	66	268	T3	$307,400.00
2014	71	68			139	CUT	
2015	70	68			138	CUT	
2016	69	70			139	CUT	
2019	67	65	66	66	264	T6	181,128.57
2020	65	71	67	67	270	T27	46,720.00
2021	69	70			139	CUT	
						Total	**$535,248.57**

Harmon, Jr., Claude (71.00)

Year	1st	2nd	3rd	4th	Total	Finish	Money
1970	74	67	71	72	284	T36	$873.00
						Total	**$873.00**

Harney, Paul (71.39)

Year	1st	2nd	3rd	4th	Total	Finish	Money
1955	69	71	78	69	287	T25	
1957	72	72	78	73	295	T45	
1958	73	69	73	68	283	T20	$195.00
1967	72	67	70	68	277	T8	3,687.50
1968	73	68	72	72	285	T52	
1972	68	68	71	73	280	T30	1,252.00
1973	69	73	73	77	292	71	315.00
						Total	**$5,449.50**

Harper, Jr., C. (75.00)

Year	1st	2nd	3rd	4th	Total	Finish	Money
1948	76	71	80	73	300	47	
						Total	

Harper, Chandler (72.16)

Year	1st	2nd	3rd	4th	Total	Finish	Money
1940	146	73	70		289	17	$60.00
1942	139	76	74		289	T18	57.50
1946					283	T6	383.33
1947					295	T16	167.50
1948	75	70	73	75	293	T30	
1950	70	70	76	74	290	T19	70.00
1952	73	68	71		212	W/D	
1953	71	71	73	71	286	T17	127.50
						Total	**$865.83**

Harper, Roland (75.00)

Year	1st	2nd	3rd	4th	Total	Finish	Money
1953	74	76			150	CUT	
						Total	

Harrell, Bob (77.00)

Year	1st	2nd	3rd	4th	Total	Finish	Money
1959	81	73			154	CUT	
						Total	

Harrington, Dennis (76.00)

Year	1st	2nd	3rd	4th	Total	Finish	Money
1990	78	74			152	CUT	
						Total	

Harrington, Padraig (70.35)

Year	1st	2nd	3rd	4th	Total	Finish	Money
2011	69	68	69	68	274	T47	$13,748.80
2013	73	74			147	CUT	
2014	72	72			144	CUT	
2017	66	68	76		210	T80	10,324.00
2018	69	73			142	CUT	
2019	68	69			137	CUT	
2021	66	76			142	CUT	
						Total	**$24,072.80**

Harrington, Scott (72.00)

Year	1st	2nd	3rd	4th	Total	Finish	Money
2020	73	75			148	CUT	
2021	68	72			140	CUT	
						Total	

Harris, Al (80.00)

Year	1st	2nd	3rd	4th	Total	Finish	Money
1956	81	79			160	CUT	
						Total	

Harrison, Bob (72.50)

Year	1st	2nd	3rd	4th	Total	Finish	Money
1962	71	72	74	74	291	T24	$450.00
1963	71	73	72	73	289	T36	143.33
						Total	**$593.33**

Harrison, E. (72.71)

Year	1st	2nd	3rd	4th	Total	Finish	Money
1939	146	75	70		291	T11	$115.00
1947					294	T12	282.50
1949	73	76			149	W/D	
1950	73	66	74	71	284	T6	560.00
						Total	**$957.50**

Harris, John (75.00)

Year	1st	2nd	3rd	4th	Total	Finish	Money
1968	77	73			150	CUT	
						Total	

Harris, Labron (71.32)

Year	1st	2nd	3rd	4th	Total	Finish	Money
1965	70	70	67	72	279	5	$3,200.00
1967	69	71	72	73	285	T44	322.50
1968	74	69	73	73	289	T61	
1969	72	70	72	75	289	T67	266.66
1971	75	70	73	74	292	T72	271.43
1972	69	68	71	69	277	T14	3,300.00
1973	68	71	74	73	286	T65	373.00
						Total	**$7,733.59**

Hart, Adam (69.00)

Year	1st	2nd	3rd	4th	Total	Finish	Money
2016	70	66	70	70	276	T63	$11,760.00
						Total	**$11,760.00**

Hart, Dick (76.00)

Year	1st	2nd	3rd	4th	Total	Finish	Money
1968	77	75			152	CUT	
						Total	

Hart, Dudley (70.44)

Year	1st	2nd	3rd	4th	Total	Finish	Money
1991	71	70	70	72	283	T25	$7,891.66
1992	71	73	73	71	288	T48	3,107.15
1993	72	65	74	71	282	T3	78,000.00
1994	75	69	67	70	281	T8	42,000.00
1995	74	72			146	CUT	
1997	69	69	71	75	284	T29	11,566.25
1998	68	68	74	72	282	T11	46,640.00
1999	66	65	71	72	274	4	124,800.00
2000	72	67	69	70	278	T3	174,000.00
2001	67	70	70	73	280	T24	29,050.00
2002	70	72	71	71	284	T23	32,028.57
2004	69	73			142	CUT	
2005	70	67	70	69	276	T17	72,500.00
2006	69	70	73	71	283	T39	21,000.00
						Total	**$642,583.63**

Hart, Jeff (73.56)

Year	1st	2nd	3rd	4th	Total	Finish	Money
1985	80	77			157	CUT	
1990	73	73	80	75	301	T69	$2,512.50
1996	77	67	73	71	288	T48	4,432.50
1997	74	69	72	73	288	T49	4,510.60
2001	74	71			145	CUT	
2005	72	73			145	CUT	
						Total	**$11,455.60**

Hart, Steve (74.25)

Year	1st	2nd	3rd	4th	Total	Finish	Money
1982	74	75			149	CUT	
1983	80	73			153	CUT	
1989	79	74			153	CUT	
1990	75	71	73	72	291	T39	$5,125.00
1992	74	80			154	CUT	
1997	71	69	72	77	289	T59	4,123.00
2000	73	71	74	78	296	T75	5,670.00
						Total	**$14,918.00**

Hartmann, Rick (74.00)

Year	1st	2nd	3rd	4th	Total	Finish	Money
1986	76	72			148	CUT	
						Total	

Harvey, Bill (75.14)

Year	1st	2nd	3rd	4th	Total	Finish	Money
1953	75	73	80	78	306	T68	
1954	76	78	85	75	314	63	
1955	72	79	76	77	304	T61	
1956	80	79			159	CUT	
1957	79	73	73	73	298	T56	
1958	72	71	78	74	295	T54	
1959	74	73	74	78	299	45	
1960	77	74	72	75	298	T53	
1961	70	75	74	75	294	T23	
1962	72	75	76	77	300	T57	
1964	72	73	74	73	292	T39	
1965	72	77			149	CUT	
1966	70	71	75	78	294	T58	
1967	69	77			146	CUT	
1968	76	73			149	CUT	
1973	78	72			150	CUT	
1976	80	74			154	CUT	
1978	79	78			157	CUT	
						Total	

Harvey, Sam (75.57)

Year	1st	2nd	3rd	4th	Total	Finish	Money
1962	77	73	82		232	CUT	
1964	75	71	75	76	297	T60	
						Total	

Hatalsky, Morris (73.79)

Year	1st	2nd	3rd	4th	Total	Finish	Money
1977	74	75			149	CUT	
1978	74	74			148	CUT	
1979	72	74	75	72	293	T34	$1,290.00
1980	69	74	72	69	284	T7	7,531.25
1981	72	77			149	CUT	
1982	74	74			148	CUT	
1983	76	73			149	CUT	
1985	77	76			153	CUT	
1988	71	71	73	73	288	T43	3,045.00
1989	73	79			152	CUT	
1990	75	72	78	80	305	71	2,475.00
1991	76	74			150	CUT	
1992	72	70	74	74	290	T59	2,712.50
1994	71	75			146	CUT	
						Total	**$17,053.75**

Hatley, Phil (77.00)

Year	1st	2nd	3rd	4th	Total	Finish	Money
1969	79	75			154	CUT	
						Total	

Hatton, Tyrrell (69.50)

Year	1st	2nd	3rd	4th	Total	Finish	Money
2016	68	71			139	CUT	

					Total		

Hawkins, Fred (73.00)

Year	1st	2nd	3rd	4th	Total	Finish	Money
1948	74	72	70	75	291	T21	
1949	70	73	75	74	292	T29	
1953	71	68	75	72	286	T17	$127.50
1954	73	79	71	72	295	T27	
1956	73	74	69	71	287	T11	298.00
1962	76	79			155	CUT	
						Total	**$425.50**

Hayes, Dale (71.75)

Year	1st	2nd	3rd	4th	Total	Finish	Money
1976	75	67	74	71	287	T67	$289.80
						Total	**$289.80**

Hayes, Furman (74.28)

Year	1st	2nd	3rd	4th	Total	Finish	Money
1953	74	71	75	76	296	T49	
1955	71	71	71	73	286	T18	$140.00
1956	74	74	75	78	301	T47	
1957	76	73	69	73	291	T31	
1959	71	73	75	78	297	T41	
1960	74	75	72	74	295	T44	
1961	72	72	76	75	295	T26	225.00
1962	79	80			159	CUT	
1970	81	76			157	CUT	
						Total	**$365.00**

Hayes, J.P. (71.25)

Year	1st	2nd	3rd	4th	Total	Finish	Money
1995	70	70	75	73	288	T51	$3,577.50
1997	71	71	68	74	284	T29	11,566.25
1998	71	72	69	75	287	T42	7,480.00
2000	71	78			149	CUT	
2003	72	70	68	77	287	T72	8,685.00
2004	72	71			143	CUT	
2005	71	71			142	CUT	
2006	70	72	75	73	290	71	9,900.00
2007	74	68			142	CUT	
2008	71	69			140	CUT	
2009	70	68	66	69	273	T44	14,218.80
2010	69	71			140	CUT	
						Total	**$55,427.55**

Hayes, Mark (73.26)

Year	1st	2nd	3rd	4th	Total	Finish	Money
1974	73	70			143	CUT	
1975	78	77			155	CUT	
1976	70	67	68	71	276	T10	$4,715.00
1979	74	78			152	CUT	
1981	70	69	68	74	281	2	32,400.00
1982	75	78			153	CUT	
1985	74	75	76	81	306	T76	748.00
1986	70	73	72	73	288	T33	2,425.00
1987	70	70			140	W/D	
1988	75	73			148	CUT	
1989	78	75			153	CUT	
1990	76	75			151	CUT	
1991	74	71			145	CUT	
						Total	**$40,288.00**

Hayes, Ted (72.75)

Year	1st	2nd	3rd	4th	Total	Finish	Money
1970	76	67	76	73	292	T67	$300.00
1971	77	69	73	71	290	T67	271.00
						Total	**$571.00**

Haynes, Robert (86.50)

Year	1st	2nd	3rd	4th	Total	Finish	Money
1957	83	90			173	CUT	
						Total	

Headings, Don (78.50)

Year	1st	2nd	3rd	4th	Total	Finish	Money
1961	77	80			157	CUT	
						Total	

Heafner, Clayton (71.69)

Year	1st	2nd	3rd	4th	Total	Finish	Money
1939	140	73	70		283	T2	$650.00
1940	145	71	69		285	T10	143.34
1942	143	69	70		282	T4	412.50
1946					283	T6	383.33
1947					296	T20	70.00
1948	68	70	73	79	290	T16	132.00
1949	73	65	74	69	281	9	440.00
1950	67	74	73	73	287	9	390.00
1951	73	74	76	71	294	T18	110.00
1973	70	76			146	CUT	
						Total	**$2,731.17**

Heafner, Vance (73.50)

Year	1st	2nd	3rd	4th	Total	Finish	Money
1978	69	75	76	74	294	T57	
1979	71	73	70	82	296	T51	$585.00
1980	73	75			148	CUT	
1981	72	75	74	70	291	T23	2,670.00
1982	73	77			150	CUT	
1983	72	75	74	73	294	T50	974.00
1984	71	72	77	74	294	T52	938.00
1985	71	76	76	74	297	T43	1,282.67
1986	72	71	75	70	288	T33	2,425.00
1987	73	72	74	71	290	T14	11,100.00
1988	75	75			150	CUT	
1993	76	72			148	CUT	
						Total	**$19,974.67**

Heard, Jerry (70.73)

Year	1st	2nd	3rd	4th	Total	Finish	Money
1970	70	70	73	74	287	T52	$300.00
1971	71	67	71	70	279	T10	4,180.00
1972	69	70	71	71	281	T35	965.00
1973	73	72			145	CUT	
1974	70	69	73	64	276	T13	3,965.97
1975	70	72	72	74	288	T20	2,305.00
						Total	**$11,715.97**

Hearn, David (70.00)

Year	1st	2nd	3rd	4th	Total	Finish	Money
2005	71	75			146	CUT	
2011	69	72			141	CUT	
2012	74	73			147	CUT	
2016	72	72			144	CUT	
2017	67	68	73	69	277	T64	$12,064.00
2018	64	67	64	70	265	T8	174,000.00
2020	72	68			140	CUT	
						Total	**$186,064.00**

Heath, Skeeter (74.67)

Year	1st	2nd	3rd	4th	Total	Finish	Money
1982	74	72	76	74	296	T28	$1,995.00
1985	78	74			152	CUT	
						Total	**$1,995.00**

Hebert, Jay (72.14)

Year	1st	2nd	3rd	4th	Total	Finish	Money
1951	74	72	81	74	301	T36	
1953	73	69	71	69	282	T9	$390.00
1956	73	70	72	74	289	18	170.00
1957	72	75	73	72	292	T33	
1958	74	68	69	70	281	T13	400.00
1959	70	73	66	78	287	T14	327.50
1963	68	71	73	76	288	T34	200.00
						Total	**$1,487.50**

Hebert, Lionel (71.39)

Year	1st	2nd	3rd	4th	Total	Finish	Money
1957	71	72	71	70	284	T8	$600.00
1959	73	69	72	76	290	T23	150.00
1962	73	77	74	76	300	T57	
1963	67	72	69	72	280	T13	875.00
1965	72	74	69	76	291	T48	126.00
1966	72	68	71	71	282	T13	1,950.00
1967	72	71	71	73	287	T55	
1968	72	68	68	72	280	T24	1,141.25
1969	71	72	69	71	283	T30	819.20
1970	70	70	70	70	280	T16	2,184.00
1971	71	71	72	70	284	T43	630.80
						Total	**$8,476.25**

Heck, Marion (73.00)

Year	1st	2nd	3rd	4th	Total	Finish	Money
1973	74	72			146	CUT	
						Total	

Heinen, Mike (72.55)

Year	1st	2nd	3rd	4th	Total	Finish	Money
1994	70	81			151	CUT	
1995	67	75	71	78	291	T61	$3,225.00
1996	72	74	75	69	290	T58	3,960.00
1998	74	74			148	CUT	
2001	70	70	77	71	288	T73	6,720.00
2002	75	77			152	CUT	
2003	73	66	73	64	276	T12	91,125.00
						Total	**$105,030.00**

Heinlein, Bill (72.25)

Year	1st	2nd	3rd	4th	Total	Finish	Money
1938	143	75	71		289	T15	$20.00
						Total	**$20.00**

Heins, Bobby (76.00)

Year	1st	2nd	3rd	4th	Total	Finish	Money
1980	77	75			152	CUT	
						Total	

Heintz, Bob (70.61)

Year	1st	2nd	3rd	4th	Total	Finish	Money
2000	77	74			151	CUT	
2002	70	69	72	74	285	T30	$22,087.50
2005	72	72			144	CUT	
2007	71	72			143	CUT	
2008	63	72	72	68	275	T53	11,773.72
2009	70	68	67	68	273	T44	14,218.80
						Total	**$48,080.02**

Heintzelman, Webb (75.00)

Year	1st	2nd	3rd	4th	Total	Finish	Money
1989	74	76			150	CUT	
						Total	

Helms, Jack (73.50)

Year	1st	2nd	3rd	4th	Total	Finish	Money
1940	146	76	72		294	T19	$35.00
						Total	**$35.00**

Hend, Scott (74.00)

Year	1st	2nd	3rd	4th	Total	Finish	Money
2004	71	69	77	71	288	T62	$9,844.00
2005	74	82			156	CUT	
						Total	**$9,844.00**

Hendrickson, Dick (73.00)

Year	1st	2nd	3rd	4th	Total	Finish	Money
1965	72	74			146	DQ	
						Total	

Hendrickson, John (78.75)

Year	1st	2nd	3rd	4th	Total	Finish	Money
1954	80	76	81	78	315	T64	
						Total	

Hendrix, Matt (71.00)

Year	1st	2nd	3rd	4th	Total	Finish	Money
2007	70	72			142	CUT	
						Total	

Henke, Nolan (73.10)

Year	1st	2nd	3rd	4th	Total	Finish	Money
1990	75	71	75	72	293	T47	$3,171.87
1992	71	71	76	77	295	T72	2,437.50

1993	72	74	75	74	295	T71	2,940.00
1994	70	76			146	CUT	
1995	72	71	75	72	290	T56	3,360.00
2001	71	72			143	CUT	
						Total	**$11,909.37**

Henley, Russell (67.17)

Year	1st	2nd	3rd	4th	Total	Finish	Money
2016	67	67	68	71	273	T46	$14,976.00
2018	68	70			138	CUT	
2019	69	64	67	68	268	T31	36,766.00
2020	68	68	63	65	264	T9	168,000.00
2021	62	64	69	71	266	T7	201,066.67
						Total	**$420,808.66**

Henning, Allan (72.50)

Year	1st	2nd	3rd	4th	Total	Finish	Money
1963	72	74	73	71	290	T42	$100.00
						Total	**$100.00**

Henninger, Brian (73.15)

Year	1st	2nd	3rd	4th	Total	Finish	Money
1993	77	71			148	CUT	
1995	76	73			149	CUT	
1997	74	73			147	CUT	
1998	76	67	75	75	293	T74	$4,202.00
1999	71	71	77	74	293	T68	5,252.00
2000	66	72	71	76	285	T21	31,200.00
2001	74	74			148	CUT	
						Total	**$40,654.00**

Henning, Harold (72.38)

Year	1st	2nd	3rd	4th	Total	Finish	Money
1960	75	70	74	67	286	T14	$510.00
1962	71	70	76	76	293	T33	210.00
1968	69	76	73		218	W/D	
1970	76	68			144	CUT	
						Total	**$720.00**

Henrick, John (75.00)

Year	1st	2nd	3rd	4th	Total	Finish	Money
1954	71	77	78	74	300	42	
						Total	

Henry, Bunky (72.17)

Year	1st	2nd	3rd	4th	Total	Finish	Money
1968	75	71			146	CUT	
1969	68	71	73	75	287	T59	$266.67
						Total	**$266.67**

Henry, J.J. (69.28)

Year	1st	2nd	3rd	4th	Total	Finish	Money
2001	79	71			150	CUT	
2003	76	69			145	CUT	
2004	71	72			143	CUT	
2005	66	72	72	67	277	T21	$48,357.15
2007	70	69	67	69	275	T27	34,750.00
2008	70	66	66	62	264	T4	224,400.00
2009	69	64	75		208	T78	9,282.00
2010	71	66	67	64	268	T34	25,208.57
2011	72	67			139	CUT	
2013	68	70	71	69	278	T45	14,855.15
2014	66	70	68	68	272	T32	29,326.67
2015	69	71			140	CUT	
2016	72	72			144	CUT	
2017	66	70	66	67	269	T16	78,735.00
2018	69	72			141	CUT	
2019	73	70			143	CUT	
						Total	**$464,914.54**

Hensby, Mark (69.60)

Year	1st	2nd	3rd	4th	Total	Finish	Money
2007	67	70	72	68	277	T37	$19,016.67
2008	66	66	75	70	277	T66	10,608.00
2010	70	72			142	CUT	
						Total	**$29,624.67**

Hepler, Brian (78.00)

Year	1st	2nd	3rd	4th	Total	Finish	Money
1999	77	79			156	CUT	
						Total	

Hepler, Denny (77.50)

Year	1st	2nd	3rd	4th	Total	Finish	Money
1986	79	75			154	CUT	
1987	79	77			156	CUT	
						Total	

Herman, Jim (67.70)

Year	1st	2nd	3rd	4th	Total	Finish	Money
2011	70	64	68	74	276	T59	$11,336.00
2013	67	66	72	66	271	T11	116,600.00
2014	71	68			139	CUT	
2015	63	69	66	71	269	T18	63,450.00
2020	66	69	61	63	259	1	1,343,386.00
2021	72	68			140	CUT	
						Total	**$1,534,772.00**

Herndon, Jr., Weldon (82.50)

Year	1st	2nd	3rd	4th	Total	Finish	Money
1957	82	83			165	CUT	
						Total	

Herrera, Eduardo (74.00)

Year	1st	2nd	3rd	4th	Total	Finish	Money
2002	72	72	79	73	296	T69	$7,638.00
						Total	**$7,638.00**

Herron, Tim (70.20)

Year	1st	2nd	3rd	4th	Total	Finish	Money
1996	74	76			150	CUT	
1997	73	75			148	CUT	
1998	71	69	71	72	283	T16	$30,862.85
1999	69	69	77	70	285	T37	12,220.00
2000	71	70	76	73	290	T46	8,022.86
2002	71	71	71	78	291	T61	8,208.00
2005	70	66	67	70	273	T6	156,500.00
2006	74	70			144	CUT	
2007	73	72			145	CUT	
2008	68	74			142	CUT	
2009	68	67	67	69	271	T24	39,461.25
2010	67	64	69	66	266	T18	55,947.00
2011	65	68	68	70	271	T25	40,560.00
2012	76	61	67	68	272	T28	36,920.00
2014	70	68	69	73	280	T70	10,441.00
2016	69	71			140	CUT	
2017	68	72			140	CUT	
						Total	**$399,142.96**

Hess, John (78.00)

Year	1st	2nd	3rd	4th	Total	Finish	Money
1996	78	78			156	CUT	
						Total	

Hewes, Jeff (74.00)

Year	1st	2nd	3rd	4th	Total	Finish	Money
1978	76	72			148	CUT	
						Total	

Hickman, Greg (77.25)

Year	1st	2nd	3rd	4th	Total	Finish	Money
1992	76	78			154	CUT	
1993	78	77			155	CUT	
						Total	

Hicks, Justin (70.50)

Year	1st	2nd	3rd	4th	Total	Finish	Money
2011	75	69			144	CUT	
2013	72	71			143	CUT	
2014	69	69	69	70	277	T57	$11,660.00
						Total	**$11,660.00**

Hickok, Kramer (69.25)

Year	1st	2nd	3rd	4th	Total	Finish	Money
2019	67	70			137	CUT	
2020	69	67	65	73	274	T51	$15,216.00
2021	69	74			143	CUT	
						Total	**$15,216.00**

Hietala, Ryan (78.00)

Year	1st	2nd	3rd	4th	Total	Finish	Money
2006	82	74			156	CUT	
						Total	

Higgins, Jr, Doug (70.75)

Year	1st	2nd	3rd	4th	Total	Finish	Money
1955	71	72	73	67	283	T13	$253.34
						Total	**$253.34**

Higgs, Harry (67.83)

Year	1st	2nd	3rd	4th	Total	Finish	Money
2020	71	68			139	CUT	
2021	70	67	65	66	268	T15	$91,342.22
						Total	**$91,342.22**

Hill, Bob (74.00)

Year	1st	2nd	3rd	4th	Total	Finish	Money
1959	72	71	69	84	296	T39	
						Total	

Hill, Dave (71.49)

Year	1st	2nd	3rd	4th	Total	Finish	Money
1960	71	75	65	73	284	T12	$650.00
1964	74	70	70	74	288	T25	540.00
1965	69	73	74	78	294	T60	
1966	69	71	68	75	283	T15	1,550.00
1967	71	72	68	75	286	T49	85.41
1968	68	74	65	72	279	T22	1,443.75
1969	73	70	71	69	283	T30	819.20
1972	72	67	75		214	W/D	
1975	67	73	72	70	282	5	9,225.00
1976	70	69	76	69	284	T56	465.75
1977	78	71			149	CUT	
1980	70	78			148	CUT	
						Total	**$14,779.11**

Hill, Guy (71.25)

Year	1st	2nd	3rd	4th	Total	Finish	Money
1998	71	71	69	74	285	T30	$12,787.50
						Total	**$12,787.50**

Hill, Jason (74.00)

Year	1st	2nd	3rd	4th	Total	Finish	Money
2002	77	71			148	CUT	
						Total	

Hill, Matt (70.00)

Year	1st	2nd	3rd	4th	Total	Finish	Money
2010	69	71			140	CUT	
						Total	

Hill, Mike (71.22)

Year	1st	2nd	3rd	4th	Total	Finish	Money
1969	72	70	72	71	285	T50	$280.00
1970	74	75			149	CUT	
1972	72	67	69	70	278	T18	2,044.00
1973	68	68	67	73	276	T18	2,092.36
1974	69	66	73	67	275	T10	5,067.60
1976	70	65	69	72	276	T10	4,715.00
1977	73	71	74	70	288	T31	1,276.89
1979	72	78			150	CUT	
1980	75	76			151	CUT	
1981	76	75			151	CUT	
						Total	**$15,475.85**

Hill, Monty (78.50)

Year	1st	2nd	3rd	4th	Total	Finish	Money
1956	78	79			157	CUT	
						Total	

Hines, Jimmy (72.00)

Year	1st	2nd	3rd	4th	Total	Finish	Money
1939	141	77	73		291	T11	$115.00
1941	145	73	72		290	T11	123.33

1942	141	71	74		286	T13	92.50
1945					285	4	600.00
						Total	**$930.83**

Hinkle, Lon (74.80)

Year	1st	2nd	3rd	4th	Total	Finish	Money
1977	74	76			150	CUT	
1978	69	76	76	70	291	T39	$866.00
1981	75	74			149	CUT	
1983	74	77			151	CUT	
1984	77	83			160	CUT	
1985	71	78	78	76	303	T72	776.00
1989	75	70	74	73	292	T42	3,217.50
						Total	**$4,859.50**

Hinson, Larry (71.40)

Year	1st	2nd	3rd	4th	Total	Finish	Money
1970	68	69	71	69	277	T8	$5,085.00
1971	69	70	72	70	281	T18	1,941.80
1973	70	76			146	CUT	
1975	80				80	W/D	
1976	72	67	75	73	287	T67	289.80
						Total	**$7,316.60**

Hiskey, Babe (72.64)

Year	1st	2nd	3rd	4th	Total	Finish	Money
1967	73	69	73	71	286	T49	$85.42
1973	77	75			152	CUT	
1974	65	72	71	72	280	T28	1,531.30
1976	72	77			149	CUT	
1977	78	72			150	CUT	
						Total	**$1,616.72**

Hixon, George (75.50)

Year	1st	2nd	3rd	4th	Total	Finish	Money
1969	72	79			151	CUT	
						Total	

Hjertstedt, Gabriel (71.83)

Year	1st	2nd	3rd	4th	Total	Finish	Money
1998	70	70	71	77	288	T48	$5,468.57
2001	70	69	67	69	275	T4	131,950.00
2002	75	80			155	CUT	
2007	72	72			144	CUT	
						Total	**$137,418.57**

Hnatiuk, Glen (72.31)

Year	1st	2nd	3rd	4th	Total	Finish	Money
1998	69	73	72	74	288	T48	$5,468.57
2000	71	72	75	69	287	T28	19,950.00
2001	71	73			144	CUT	
2002	75	74			149	CUT	
2003	71	69	75	74	289	77	8,370.00
						Total	**$33,788.57**

Hoag, Bo (68.50)

Year	1st	2nd	3rd	4th	Total	Finish	Money
2020	66	68	67	72	273	T42	$20,416.00
2021	67	71			138	CUT	
						Total	**$20,416.00**

Hobbs, Stanley (89.00)

Year	1st	2nd	3rd	4th	Total	Finish	Money
1957	89				89	W/D	
						Total	

Hobby, David (80.00)

Year	1st	2nd	3rd	4th	Total	Finish	Money
1987	82	78			160	CUT	
						Total	

Hobert, Stan (76.50)

Year	1st	2nd	3rd	4th	Total	Finish	Money
1959	79	74			153	CUT	
						Total	

Hoch, Scott (72.53)

Year	1st	2nd	3rd	4th	Total	Finish	Money
1981	72	73	74	74	293	T35	$1,324.50
1982	73	72	82	74	301	T57	666.00
1985	78	75			153	CUT	
1988	67	67	72	72	278	4	48,000.00
1989	73	73	75	70	291	T36	4,608.33
1990	75	74			149	CUT	
1991	76	69			145	CUT	
1993	77	73			150	CUT	
1999	71	73			144	CUT	
2001	68	68	67	69	272	1	630,000.00
						Total	**$684,598.83**

Hoenig, Don (80.00)

Year	1st	2nd	3rd	4th	Total	Finish	Money
1965	78	82			160	CUT	
						Total	

Hoffman, Charley (69.76)

Year	1st	2nd	3rd	4th	Total	Finish	Money
2006	66	71	72	75	284	T43	$14,900.00
2008	68	69	66	69	272	T41	18,870.00
2009	68	70	69		207	T71	9,792.00
2012	70	71			141	CUT	
2019	71	72			143	CUT	
2020	71	68			139	CUT	
						Total	**$151,372.00**

Hoffmann, Morgan (69.44)

Year	1st	2nd	3rd	4th	Total	Finish	Money
2011	78	66			144	CUT	
2013	65	69	75	72	281	T65	$10,918.00
2014	70	74			144	CUT	
2015	63	71	67	69	270	T26	39,960.00
2016	70	69			139	CUT	
2017	66	70	68	68	272	T37	26,100.00
						Total	**$76,978.00**

Hogan, Ben (70.10)

Year	1st	2nd	3rd	4th	Total	Finish	Money
1938	144	71	70		285	T7	$215.00
1939	144	70	70		284	4	450.00
1940	137	66	67		270	1	1,200.00
1941	135	73	74		282	T5	325.00
1942	143	70	68		281	T2	650.00
						Total	**$2,840.00**

Hoge, Tom (68.68)

Year	1st	2nd	3rd	4th	Total	Finish	Money
2015	62	67	72	71	272	T38	$23,220.00
2016	77	71			148	CUT	
2017	69	72			141	CUT	
2018	69	66	66	66	267	T20	69,900.00
2019	66	69	72		207	77	11,532.00
2020	62	68	72	68	270	T27	46,720.00
2021	73	67			140	CUT	
						Total	**$151,372.00**

Holland, Gene (79.25)

Year	1st	2nd	3rd	4th	Total	Finish	Money
1995	76	80			156	CUT	
2000	81	80			161	CUT	
						Total	

Holland, Mike (74.90)

Year	1st	2nd	3rd	4th	Total	Finish	Money
1981	77	76			153	CUT	
1982	74	73			147	CUT	
1983	73	77			150	CUT	
1984	76	73			149	CUT	
1985	74	76			150	CUT	
						Total	

Holmes, J.B. (70.75)

Year	1st	2nd	3rd	4th	Total	Finish	Money
2012	70	74			144	CUT	
2016	68	71			139	CUT	
						Total	

Holscher, Bud (72.75)

Year	1st	2nd	3rd	4th	Total	Finish	Money
1956	75	70	72	74	291	20	$160.00
						Total	**$160.00**

Holt, Bob (78.17)

Year	1st	2nd	3rd	4th	Total	Finish	Money
1959	78	79			157	CUT	
1960	76	78	82	76	312	71	
						Total	

Holt, Jim (82.25)

Year	1st	2nd	3rd	4th	Total	Finish	Money
1983	80	87			167	CUT	
1986	83	79			162	CUT	
						Total	

Holt, Jr., Bryce (78.00)

Year	1st	2nd	3rd	4th	Total	Finish	Money
1958	78	78			156	CUT	
						Total	

Homa, Max (74.75)

Year	1st	2nd	3rd	4th	Total	Finish	Money
2015	73	72			145	CUT	
2017	75	79			154	CUT	
						Total	

Homa, Mike (73.37)

Year	1st	2nd	3rd	4th	Total	Finish	Money
1951	73	80	69	77	299	T33	
1953	69	71	74	69	283	12	$300.00
1954	74	71	74	72	291	T12	210.00
1955	74	72	76	70	292	T35	
1956	71	73	75	76	295	30	
1958	76	75			151	CUT	
1959	72	73	71	76	292	T30	50.00
1960	73	75	73	77	298	T53	
						Total	**$560.00**

Homenuik, Wilf (71.00)

Year	1st	2nd	3rd	4th	Total	Finish	Money
1964	70	77	69	77	293	T47	
1966	72	73	77	67	289	T46	$235.00
1967	72	70	69	74	285	T44	322.50
1968	75				75	W/D	
1969	72	70	69	73	284	T45	416.00
1970	69	70	71	69	279	T11	3,528.00
1971	73	68	70	69	280	T14	3,135.00
1974	68	67	72	67	274	T7	6,499.77
						Total	**$14,136.27**

Honeycutt, Eddie (77.50)

Year	1st	2nd	3rd	4th	Total	Finish	Money
1959	77	78			155	CUT	
						Total	

Hooper, Herb (74.33)

Year	1st	2nd	3rd	4th	Total	Finish	Money
1962	80	82			162	CUT	
1968	75	77			152	CUT	
1969	75	72			147	CUT	
1970	68	70	73	70	281	T25	$1,386.00
1973	78	72			150	CUT	
						Total	**$1,386.00**

Hoover, Bill (75.64)

Year	1st	2nd	3rd	4th	Total	Finish	Money
1958	77	75			152	CUT	
1959	80	75			155	CUT	
1961	77	70	77	74	298	T35	
1962	75	75	77		227	CUT	
						Total	

Hopkins, Mark (75.50)

Year	1st	2nd	3rd	4th	Total	Finish	Money
1967	77	74			151	CUT	
						Total	

Horgan III, P.H. (74.38)

Year	1st	2nd	3rd	4th	Total	Finish	Money
1990	79	77			156	CUT	
1992	77	72			149	CUT	
1993	76	73			149	CUT	
1997	71	72	72	75	290	T65	$3,971.00
1998	71	73			144	CUT	
1999	78	77			155	CUT	
2000	76	71			147	CUT	
						Total	**$3,971.00**

Horn, Rod (73.50)

Year	1st	2nd	3rd	4th	Total	Finish	Money
1968	76	71			147	CUT	
						Total	

Horne, John (77.50)

Year	1st	2nd	3rd	4th	Total	Finish	Money
1987	78	77			155	CUT	
						Total	

Horne, Stanley (74.25)

Year	1st	2nd	3rd	4th	Total	Finish	Money
1950	75	69	77	70	291	T22	
1951	79	74	73	77	303	T38	
						Total	

Horschel, Billy (67.38)

Year	1st	2nd	3rd	4th	Total	Finish	Money
2011	67	67	66	72	272	T30	$28,964.00
2012	69	67	66	73	275	T46	14,742.00
2014	70	65	72	68	275	T47	14,257.00
2015	68	70			138	CUT	
2016	66	68	64	68	266	T5	189,840.00
2017	67	70	69	69	275	T60	12,644.00
2018	66	68	67	65	266	T11	112,000.00
2019	68	67	65	64	204	T6	181,128.58
2020	66	64	65	65	260	2	697,600.00
						Total	**$1,251.175.57**

Horsfield, Sam (72.50)

Year	1st	2nd	3rd	4th	Total	Finish	Money
2017	76	69			145	CUT	
						Total	

Horvath, Rudy (72.50)

Year	1st	2nd	3rd	4th	Total	Finish	Money
1954	67	77	73	73	290	T9	$343.33
						Total	**$343.33**

Hossler, Beau (69.63)

Year	1st	2nd	3rd	4th	Total	Finish	Money
2019	69	71			140	CUT	
2020	70	68			138	CUT	
2021	68	69	68	74	279	T65	$13,504.00
						Total	**$13,504.00**

House, Ray (86.00)

Year	1st	2nd	3rd	4th	Total	Finish	Money
1957	87	85			172	CUT	
						Total	

Houts, Charles (75.00)

Year	1st	2nd	3rd	4th	Total	Finish	Money
1969	75	75			150	CUT	
						Total	

Hovland, Viktor (65.25)

Year	1st	2nd	3rd	4th	Total	Finish	Money
2019	66	66	69	65	261	4	$297,600.00
						Total	**$297,600**

Howard, Bob (80.00)

Year	1st	2nd	3rd	4th	Total	Finish	Money
1962	81	79			160	CUT	
						Total	

Howell III, Charles (68.39)

Year	1st	2nd	3rd	4th	Total	Finish	Money
2005	69	71	68	71	279	T34	$24,714.29
2006	69	72	68	70	279	T19	65,000.00
2009	68	67	71	63	269	T13	95,625.00
2011	69	65	66	67	267	T4	196,040.00
2012	67	69	71	66	273	T31	30,160.00
2013	66				66	DQ	
2014	71	73			144	CUT	
2015	67	68	69	67	271	T31	30,625.72
2019	66	65	68	68	267	T22	53,044.44
2020	68	74			142	CUT	
						Total	**$495,209.45**

Howell, Dick (74.25)

Year	1st	2nd	3rd	4th	Total	Finish	Money
1963	74	72	73	78	297	T60	
						Total	

Howison, Ryan (74.17)

Year	1st	2nd	3rd	4th	Total	Finish	Money
1995	70	80			150	CUT	
2000	71	70	79	75	295	T71	$5,850.00
						Total	**$5,850.00**

Hubbard, Mark (68.00)

Year	1st	2nd	3rd	4th	Total	Finish	Money
2015	69	69			138	CUT	
2016	71	69			140	CUT	
2017	67	67	68	68	270	T24	$49,445.00
2020	67	65	64	70	266	T15	104,000.00
2021	67	70	68	69	274	T51	15,584.00
						Total	**$169,029.00**

Huckabs, Charles (72.38)

Year	1st	2nd	3rd	4th	Total	Finish	Money
1963	71	74	72	72	289	T36	$143.33
1964	73	72	72	73	290	T34	300.00
						Total	**$443.33**

Huff, Boyd (84.00)

Year	1st	2nd	3rd	4th	Total	Finish	Money
1967	83	85			168	CUT	
						Total	

Huggett, Brian (72.25)

Year	1st	2nd	3rd	4th	Total	Finish	Money
1969	70	72	75	72	289	T67	$266.67
						Total	**$266.67**

Hughes, Bradley (73.79)

Year	1st	2nd	3rd	4th	Total	Finish	Money
1996	78	72			150	CUT	
1998	74	78			152	CUT	
1999	75	69			144	CUT	
2000	72	72	76	77	297	77	$5,580.00
2001	72	71			143	CUT	
2002	73	74			147	CUT	
						Total	**$5,580.00**

Hughes, Jr., H.M. (83.00)

Year	1st	2nd	3rd	4th	Total	Finish	Money
1957	85	81			166	CUT	
						Total	

Hughes, John (77.09)

Year	1st	2nd	3rd	4th	Total	Finish	Money
1956	83	77			160	CUT	
1957	80	73			153	CUT	
1958	72	75	78	71	296	T57	
1961	81	72	77	80	310	59	
1962	74	83			157	CUT	
1964	76	82	76		234	W/D	
1984	74	79			153	CUT	
1989	78	80			158	CUT	
2000	78	74			152	CUT	
						Total	

Hughes, Mackenzie (67.92)

Year	1st	2nd	3rd	4th	Total	Finish	Money
2018	68	68	67	73	276	T66	$12,300.00
2019	63	66	69	69	267	T22	53,044.44
2021	70	63	70	69	272	T37	26,560.00
						Tota;	**$91,904.44**

Huh, John (68.61)

Year	1st	2nd	3rd	4th	Total	Finish	Money
2012	69	65	69	67	270	T19	$67,600.00
2013	68	62	70	68	268	T3	307,400.00
2014	70	68	70	69	277	T57	11,660.00
2015	70	65	73	69	277	T59	11,826.00
2016	70	67	69	70	276	T63	11,760.00
2017	68	67	70	70	275	T60	12,644.00
2018	70	69			139	CUT	
2021	68	71			139	CUT	
						Total	**$422,890.00**

Hulbert, Mike (72.25)

Year	1st	2nd	3rd	4th	Total	Finish	Money
1985	75	78			153	CUT	
1986	71	72	72	71	286	T24	$4,262.50
1987	74	76			150	CUT	
1988	74	74			148	CUT	
1989	80	75			155	CUT	
1990	73	70	73	69	285	T4	51,666.67
1991	70	70	69	68	277	T5	43,906.25
1992	70	70	71	71	282	T11	23,333.33
1993	73	73	71	79	296	T74	2,835.00
1994	71	72	68	75	286	T29	9,975.00
1995	73	72			145	CUT	
1996	76	75			151	CUT	
1997	66	69	77	72	284	T29	11,566.25
1998	69	73	72	69	283	T16	30,862.86
1999	71	66	74	73	284	T31	15,080.00
2000	71	75			146	CUT	
2001	75	67	71	76	289	76	6,580.00
2002	75	71			146	CUT	
						Total	**$200,067.86**

Humenik, Ed (71.94)

Year	1st	2nd	3rd	4th	Total	Finish	Money
1989	73	76			149	CUT	
1991	75	72			147	CUT	
1992	75	79			154	CUT	
1994	72	65	73	68	278	T2	$112,000.00
1995	73	70	68	71	282	T19	17,550.00
1996	71	71	70	73	285	T23	13,507.50
						Total	**$143,057.50**

Hunsuck, Jim (81.00)

Year	1st	2nd	3rd	4th	Total	Finish	Money
1983	85	77			162	CUT	
						Total	

Hunt, Bernard (72.13)

Year	1st	2nd	3rd	4th	Total	Finish	Money
1965	67	73	76	70	286	T25	$687.50
1966	72	75	73	71	291	T51	
						Total	**$687.50**

Hunter, Roy (78.00)

Year	1st	2nd	3rd	4th	Total	Finish	Money
1989	77	79			156	CUT	
						Total	

Hunter, Jr., Willie (75.50)

Year	1st	2nd	3rd	4th	Total	Finish	Money
1955	78	73			151	W/D	
						Total	

Hurley III, Billy (69.08)

Year	1st	2nd	3rd	4th	Total	Finish	Money
2012	71	69			140	CUT	
2014	73	68			141	CUT	
2015	69	70			139	CUT	
2017	70	68			138	CUT	

2018	68	69	68	66	271	T41	$22,800.00
						Total	**$22,800.00**

Hurst, Jon (75.00)

Year	1st	2nd	3rd	4th	Total	Finish	Money
1998	74	76			150	CUT	
						Total	

Huston, John (70.81)

Year	1st	2nd	3rd	4th	Total	Finish	Money
1988	69	71	73	74	287	T36	$4,506.86
1989	71	69	67	72	279	2	108,000.00
1990	74	69	71	72	286	T7	38,958.33
1991	74	68	69	65	276	T3	72,500.00
1992	71	73	72	78	294	T70	2,487.50
1993	73	70	72	73	288	T27	10,425.00
1994	73	65	75	72	285	T22	13,521.43
1995	73	71			144	CUT	
1996	71	71	73	65	280	T5	68,400.00
1997	74	76			150	CUT	
2002	71	66	71	77	285	T30	22,087.50
2003	67	71	70	70	278	T18	60,750.00
2005	66	66	74	70	276	T17	72,500.00
2006	72	70	73	69	284	T43	14,900.00
2007	66	66	72	70	274	T20	52,142.86
2008	70				70	W/D	
						Total	**$541,179.48**

Hutchens, George (86.00)

Year	1st	2nd	3rd	4th	Total	Finish	Money
1957	86				86	W/D	
						Total	

Hutchinson, Denis (74.14)

Year	1st	2nd	3rd	4th	Total	Finish	Money
1960	74	72	69	73	288	T20	$290.00
1962	73	76	82		231	CUT	
						Total	**$290.00**

Hutchins, Jesse (72.75)

Year	1st	2nd	3rd	4th	Total	Finish	Money
2014	75	73			148	CUT	
2016	75	68			143	CUT	
						Total	

Im, Sungaje (66.42)

Year	1st	2nd	3rd	4th	Total	Finish	Money
2019	62	67	70	65	264	T6	$181,128.57
2020	69	64	66	65	264	T9	168,000.00
2021	66	68	67	68	269	T24	53,440.00
						Total	**$402,568.57**

Imada, Ryuji (70.59)

Year	1st	2nd	3rd	4th	Total	Finish	Money
2005	76	68			144	CUT	
2006	70	72	79	72	293	76	$9,400.00
2007	67	73			140	CUT	
2008	68	68	73	69	278	T69	10,149.00
2010	69	69			138	CUT	
2011	69	69			138	CUT	
2012	67	70	70	71	278	T58	11,440.00
2014	66	78			144	CUT	
						Total	**$30,989.00**

Immelman, Trevor (68.78)

Year	1st	2nd	3rd	4th	Total	Finish	Money
2010	68	69	66	68	271	T53	$11,433.27
2011	69	71			140	CUT	
2012	67	68	68	68	271	T22	48,273.33
2013	65	71	70	71	277	T37	22,260.00
2014	70	70			140	CUT	
2015	68	71			139	CUT	
						Total	**$81,966.60**

Impaglia, Bob (81.00)

Year	1st	2nd	3rd	4th	Total	Finish	Money
1979	80	82			162	CUT	
						Total	

Ingraham, Stu (78.00)

Year	1st	2nd	3rd	4th	Total	Finish	Money
1986	80	76			156	CUT	
						Total	

Ingram, Mike (75.50)

Year	1st	2nd	3rd	4th	Total	Finish	Money
1991	76	75			151	CUT	
						Total	

Inman, Bob (73.25)

Year	1st	2nd	3rd	4th	Total	Finish	Money
1954	71	76	71	75	293	T23	
						Total	

Inman, Joe (72.84)

Year	1st	2nd	3rd	4th	Total	Finish	Money
1970	73	74			147	CUT	
1972	71	71	72	70	284	T54	
1974	72	67	64	73	276	T13	$3,965.96
1975	71	75	78	72	296	T54	495.00
1976	72	70	68	71	281	T40	851.00
1977	71	79			150	CUT	
1978	74	74			148	CUT	
1979	71	72	74	74	291	T18	2,937.50
1980	76	74			150	CUT	
1981	72	74	71	74	291	T23	2,670.00
1982	73	75			148	CUT	
1983	75	75			150	CUT	
1984	71	75	76	75	297	T65	836.00
1985	74	74	75	77	300	T60	848.00
1986	78	67	73	72	290	T53	1,157.50
1987	73	72	76	74	295	T44	1,864.80
1988	71	70	72	72	285	T27	7,400.00
						Total	**$23,025.76**

Inman, John (73.22)

Year	1st	2nd	3rd	4th	Total	Finish	Money
1984	76	77			153	CUT	
1986	73	74			147	CUT	
1987	75	76			151	CUT	
1988	70	76			146	CUT	
1989	72	73	74	74	293	T50	$2,348.89
1990	74	70	75	76	295	T57	2,787.50
1991	70	67	76	71	284	T40	4,875.00
1992	71	73	72	69	285	T30	7,594.17
1993	72	73	74	73	292	T50	3,485.46
1994	74	74			148	CUT	
1996	80	69			149	CUT	
						Total	**$21,091.02**

Inman, Walker (72.50)

Year	1st	2nd	3rd	4th	Total	Finish	Money
1953	73	73	73	73	292	T34	
1957	75	70	69	74	288	T22	$155.00
						Total	**$155.00**

Irwin, Hale (71.66)

Year	1st	2nd	3rd	4th	Total	Finish	Money
1969	71	71	73	75	290	T73	$266.66
1970	68	70	76	72	286	T45	428.57
1971	72	74	69	68	283	T37	921.50
1972	69	68	69	70	276	T10	4,400.00
1977	70	66	73	75	284	T8	5,659.66
1979	70	76	72	75	293	T34	1,290.00
1987	74	73	76	69	292	T20	5,712.00
1988	77	72			149	CUT	
1993	71	73	70	78	292	T50	3,485.45
1994	65	73	71	69	278	T2	112,000.00
						Total	**$134,163.84**

Isenhour, Tripp (70.58)

Year	1st	2nd	3rd	4th	Total	Finish	Money
2001	74	65	68	76	283	T47	$8,990.00
2002	69	72	75	74	290	T56	8,512.00
2007	69	70	65	70	274	T20	52,142.86
						Total	**$69,644.86**

Ishikawa, Ryo (68.83)

Year	1st	2nd	3rd	4th	Total	Finish	Money
2012	69	71			140	CUT	
2013	70	69	69	67	275	T26	$40,810.00
2014	70	62	78	70	280	T70	10,441.00
2015	71	66	68	66	271	T31	30,625.72
2017	66	71	66	70	273	T42	18,661.50
						Total	**$100,538.22**

Isley, B. (77.00)

Year	1st	2nd	3rd	4th	Total	Finish	Money
1952	71	76	81	80	308	44	
						Total	

Israelson, Bill (74.00)

Year	1st	2nd	3rd	4th	Total	Finish	Money
1986	77	71			148	CUT	
						Total	

Iverson, Don (75.00)

Year	1st	2nd	3rd	4th	Total	Finish	Money
1975	78	71	75	73	297	T59	$441.25
1976	79	71			150	CUT	
1977	78	75			153	CUT	
						Total	**$441.25**

Iwata, Hiroshi (71.00)

Year	1st	2nd	3rd	4th	Total	Finish	Money
2016	70	70			140	CUT	
2017	70	74			144	CUT	
						Total	

Jacklin, Tony (70.18)

Year	1st	2nd	3rd	4th	Total	Finish	Money
1969	73	71			144	CUT	
1970	70	71	70	68	279	T11	$3,528.00
1971	70	69	72	67	278	T7	5,605.00
1972	69	68	69	69	275	T7	5,900.00
1975	74	70	71	71	286	T12	4,218.75
1976	71	69	70	72	282	T47	605.00
						Total	**$19,856.75**

Jackson, David (75.00)

Year	1st	2nd	3rd	4th	Total	Finish	Money
1993	77	73			150	CUT	
						Total	

Jackson, Wayne (76.00)

Year	1st	2nd	3rd	4th	Total	Finish	Money
1956	70	75	81	78	304	T53	
						Total	

Jacobs, John (72.89)

Year	1st	2nd	3rd	4th	Total	Finish	Money
1969	69	72	69	72	282	T22	$1,334.00
1970	77				77	W/D	
1972	73				73	W/D	
1973	75				75	W/D	
1977	75	74			149	CUT	
						Total	**$1,334.00**

Jacobs, Tommy (72.07)

Year	1st	2nd	3rd	4th	Total	Finish	Money
1958	73	74	67	77	291	T42	
1961	73	71	72	71	287	T7	$975.00
1962	74	72	79		225	CUT	
1964	73	70	69	72	284	T8	1,500.00
1965	74	71	70	74	289	T37	362.50
1967	74	71	71	70	286	T49	85.42
1968	76	71			147	CUT	
1970	68	71	74	68	281	T25	1,386.00
						Total	**$4,308.92**

Jacobsen, Peter (71.95)

Year	1st	2nd	3rd	4th	Total	Finish	Money
1977	72	70	72	71	285	T14	$3,642.50
1978	70	69	78	69	286	T14	3,840.00
1979	72	73	77	70	292	T26	1,737.50
1980	70	74	74	72	290	T44	777.00

1981	70	78	76	70	294	T45	825.75
1982	72	69	78	77	296	T28	1,995.00
1984	70	73	74	71	288	T17	5,234.29
1985	74	69	70	78	291	T17	6,000.00
1986	70	76			146	CUT	
1988	69	74	70	74	287	T36	4,506.85
1991	74	72			146	CUT	
1992	71	71			142	W/D	
1993	70	70	75	70	285	T12	26,812.50
1994	72	73	72	70	287	T33	8,287.50
1995	69	65	69	72	275	T2	132,000.00
1996	72	71	70	74	287	T44	5,760.00
1999	72	73			145	CUT	
2002	73	74			147	CUT	
2003	63	74	70	73	280	T30	26,742.85
						Total	**$228,161.74**

Jacobson, Freddie (68.04)

Year	1st	2nd	3rd	4th	Total	Finish	Money
2004	70	69	73	73	285	T51	$11,009.33
2007	70	66	70	72	278	T49	12,025.00
2009	68	68	70	64	270	T17	66,737.14
2010	67	67	69	62	265	T12	96,900.00
2014	68	64	66	66	264	T2	466,400.00
2016	69	66	72	64	271	T33	27,751.12
						Total	**$680,822.59**

Jaeckel, Barry (73.70)

Year	1st	2nd	3rd	4th	Total	Finish	Money
1978	72	72	74	69	287	T19	$2,352.00
1979	72	75	71	76	294	T39	1,025.00
1981	73	75	73	72	293	T35	1,324.50
1983	76	73			149	CUT	
1984	74	71	75	74	294	T52	938.00
1985	74	70	77	79	300	T60	848.00
1986	75	77			152	CUT	
1987	73	71	75	74	293	T30	3,487.50
1989	76	73			149	CUT	
						Total	**$9,975.00**

Jaeger, Boyd (83.22)

Year	1st	2nd	3rd	4th	Total	Finish	Money
1954	79	78			157	W/D	
1956	84				84	W/D	
1959	86	84			170	CUT	
1961	88	81			169	CUT	
1962	86	83			169	CUT	
						Total	

Jaeger, Stephan (69.17)

Year	1st	2nd	3rd	4th	Total	Finish	Money
2018	67	68	71	71	277	T70	$11,880.00
2019	70	68			138	CUT	
						Total	**$11,880.00**

Jamieson, Jim (70.50)

Year	1st	2nd	3rd	4th	Total	Finish	Money
1969	76	69			145	CUT	
1971	71	69	75	65	280	T14	$3,135.00
1972	74	67	69	68	278	T18	2,044.00
1973	67	70	67	72	276	T18	2,092.36
1974	66	67	70	70	273	6	7,931.90
1976	70	73	71	72	286	T65	396.50
1977	73	74	74	74	295	T66	393.75
						Total	**$15,993.51**

January, Don (70.70)

Year	1st	2nd	3rd	4th	Total	Finish	Money
1958	73	69	71	64	277	T2	$1,080.00
1965	74	75			149	CUT	
1966	68	72	74	74	288	T44	300.00
1967	71	71	72	70	284	T36	597.66
1968	68	67	66	73	274	T8	3,895.84
1969	71	70	68	72	281	T19	1,920.00
1970	75	69			144	CUT	
1971	73	70	67	69	279	T10	4,180.00
1972	68	68	72	70	278	T18	2,044.00
1975	74	74	70	75	293	T42	852.50
1976	71	71	72	67	281	T40	851.00
						Total	**$15,721.00**

Janzen, Lee (71.04)

Year	1st	2nd	3rd	4th	Total	Finish	Money
1990	70	73	80	70	293	T47	$3,171.88
1991	77	75			152	CUT	
1992	72	74			146	CUT	
1993	71	71	70	71	283	T6	50,250.00
1994	68	72	73	72	285	T22	13,521.43
1995	70	67	76	73	286	T41	5,400.00
1996	72	70	71	72	285	T23	13,507.50
2004	70	72			142	CUT	
2005	72	70			142	CUT	
2006	71	72			143	CUT	
2007	72	76			148	CUT	
2008	67	66	67	67	267	T15	81,600.00
2009	69	71			140	CUT	
2010	70	68			138	CUT	
2011	65	69	70	74	278	T66	10,608.00
2014	70	68	71	73	282	76	9,964.00
						Total	**$188,022.81**

Jenkins, Tom (73.25)

Year	1st	2nd	3rd	4th	Total	Finish	Money
1973	73	66	69	73	281	T50	$498.67
1977	73	72	68	75	288	T31	1,276.89
1978	73	69	76	73	291	T39	866.00
1979	75	85			160	CUT	
1980	71	75	74	74	294	T60	542.50
1981	74	71	73	73	291	T23	2,670.00
1982	73	75			148	CUT	
1983	74	74	75	75	298	T65	824.00
						Total	**$6,678.06**

Jessup, Charles (77.35)

Year	1st	2nd	3rd	4th	Total	Finish	Money
1956	79	75	77	77	308	64	
1957	76	75			151	CUT	
1958	73	78			151	CUT	
1959	76	69	77	78	300	T46	
1961	81	72	82	82	317	63	
1962	78	81			159	CUT	
1967	72	77			149	CUT	
1973	79	81			160	CUT	
1974	84				84	W/D	
						Total	

Jimenez, David (76.00)

Year	1st	2nd	3rd	4th	Total	Finish	Money
1967	79	73			152	CUT	
						Total	

Jobe, Brandt (70.35)

Year	1st	2nd	3rd	4th	Total	Finish	Money
1991	77	73			150	CUT	
2001	71	72			143	CUT	
2002	72	70	70	71	283	T19	$47,690.00
2003	70	70	72	69	281	T37	18,450.00
2005	72	65	67	67	271	T3	260,000.00
2006	72	73			145	CUT	
2008	70	70			140	CUT	
2011	69	67	67	69	272	T30	28,964.00
2013	72	72			144	CUT	
						Total	**$355,104.00**

Johansson, Per-Ulrik (71.25)

Year	1st	2nd	3rd	4th	Total	Finish	Money
1999	72	67	71	74	284	T31	$15,080.00
2001	69	75			144	CUT	
2003	71	66	70	71	278	T18	60,750.00
2004	73	76			149	CUT	
						Total	**$75,830.00**

Johns, Al (82.50)

Year	1st	2nd	3rd	4th	Total	Finish	Money
1961	79	86	82	83	330	64	
						Total	

Johnson, Bob (71.50)

Year	1st	2nd	3rd	4th	Total	Finish	Money
1965	72	72	70	72	286	T25	$687.50
						Total	**$687.50**

Johnson, Chuck (77.00)

Year	1st	2nd	3rd	4th	Total	Finish	Money
1987	78	76			154	CUT	
						Total	

Johnson, Doug (74.00)

Year	1st	2nd	3rd	4th	Total	Finish	Money
1986	71	75			146	CUT	
1987	77	73			150	CUT	
						Total	

Johnson, Dustin (73.00)

Year	1st	2nd	3rd	4th	Total	Finish	Money
2008	73				73	W/D	
						Total	

Johnson, Eric (71.50)

Year	1st	2nd	3rd	4th	Total	Finish	Money
1997	71	69	74	72	286	T41	$7,220.00
						Total	**$7,220.00**

Johnson, George (73.38)

Year	1st	2nd	3rd	4th	Total	Finish	Money
1969	74	70			144	CUT	
1970	70	73	83	74	300	74	$300.00
1971	72	74	75	75	296	79	271.42
1974	68	72	77	68	285	T50	517.78
1975	75	74	73	69	291	T32	1,195.00
1977	78	69	73	75	295	T66	393.75
1978	75	75			150	CUT	
						Total	**$2,677.95**

Johnson, Howie (71.18)

Year	1st	2nd	3rd	4th	Total	Finish	Money
1957	74	65	73	73	285	T13	$400.00
1958	72	68	69	72	281	T13	400.00
1962	73	79	71	73	296	T40	55.00
1965	71	67	77	70	285	T20	900.00
1966	67	71	68	74	280	T9	2,700.00
1970	71	67	78	69	285	T42	648.00
1971	71	70	70	70	281	T18	1,941.80
						Total	**$7,044.80**

Johnson, Kevin (71.33)

Year	1st	2nd	3rd	4th	Total	Finish	Money
2001	71	71	73	71	286	T66	$7,175.00
2010	68	74			142	CUT	
						Total	**$7,175.00**

Johnson, Michael (69.00)

Year	1st	2nd	3rd	4th	Total	Finish	Money
2016	70	68			138	CUT	
						Total	

Johnson, Richard (70.50)

Year	1st	2nd	3rd	4th	Total	Finish	Money
2008	72	69			141	CUT	
						Total	

Johnson, Richard (69.19)

Year	1st	2nd	3rd	4th	Total	Finish	Money
2003	71	76			147	CUT	
2004	67	71	69	70	277	T8	$110,975.00
2006	69	73	69	69	280	T22	46,416.67
2007	70	70			140	CUT	
2008	67	70	71	67	275	T53	11,773.72
2009	68	70	64	71	273	T44	14,218.80
2010	67	66	65	68	266	T18	55,947.00
2011	70	71			141	CUT	
						Total	**$239,331.19**

Johnson, Terry (83.50)

Year	1st	2nd	3rd	4th	Total	Finish	Money
1998	83	84			167	CUT	

							Total

Johnson, Tom (71.00)

Year	1st	2nd	3rd	4th	Total	Finish	Money
2007	70	69	73	72	284	T77	$9,100.00
						Total	**$9,100.00**

Johnson, Willis (79.50)

Year	1st	2nd	3rd	4th	Total	Finish	Money
1967	79	80			159	CUT	
						Total	

Johnson, Zach (68.18)

Year	1st	2nd	3rd	4th	Total	Finish	Money
2004	68	73	72	74	287	61	$10,120.00
2008	66	70	69	64	269	T26	40,672.50
2013	67	68	66	68	269	T5	193,450.00
2019	68	68	70	66	272	T53	14,153.72
2020	70	67	61	65	263	T7	208,000.00
2021	69	71			140	CUT	
						Total	**$466,396.22**

Johnston, Al (74.25)

Year	1st	2nd	3rd	4th	Total	Finish	Money
1961	73	71	72	70	286	6	$1,100.00
1962	68	80	75	80	303	67	
1964	69	71	69	77	286	T13	845.00
1965	75	75			150	CUT	
1967	81	82			163	CUT	
						Total	**$1,945.00**

Johnston, Jimmy (72.25)

Year	1st	2nd	3rd	4th	Total	Finish	Money
1997	69	73	75	74	291	T67	$3,895.00
1998	69	69	74	75	287	T42	7,480.00
						Total	**$11,375.00**

Johnston, Johnny (80.33)

Year	1st	2nd	3rd	4th	Total	Finish	Money
1959	78	78			156	CUT	
1961	78	84			162	CUT	
1962	83	84			167	CUT	
1965	81	74			155	CUT	
1967	83	82			165	CUT	
1968	81	78			159	CUT	
						Total	

Johnston, Ralph (72.88)

Year	1st	2nd	3rd	4th	Total	Finish	Money
1972	69	68	75	74	286	T64	$347.83
1973	70	75			145	CUT	
1976	76	76			152	CUT	
						Total	**$347.83**

Jolly, Stewart (70.50)

Year	1st	2nd	3rd	4th	Total	Finish	Money
2018	70	71			141	CUT	
						Total	

Jonas, Philip (77.50)

Year	1st	2nd	3rd	4th	Total	Finish	Money
1987	72	83			155	CUT	
						Total	

Jones, Brendan (74.00)

Year	1st	2nd	3rd	4th	Total	Finish	Money
2005	71	77			148	CUT	
						Total	

Jones, Ed (77.50)

Year	1st	2nd	3rd	4th	Total	Finish	Money
1958	73	82			155	CUT	
						Total	

Jones, Jr., Eugene (72.50)

Year	1st	2nd	3rd	4th	Total	Finish	Money
1992	75	70			145	CUT	
						Total	

Jones, Gene (80.00)

Year	1st	2nd	3rd	4th	Total	Finish	Money
1967	80	80			160	CUT	
						Total	

Jones, George (78.50)

Year	1st	2nd	3rd	4th	Total	Finish	Money
1956	81	76			157	CUT	
						Total	

Jones, Gordon (72.54)

Year	1st	2nd	3rd	4th	Total	Finish	Money
1958	77	77			154	CUT	
1960	73	71	70	72	286	T14	$510.00
1961	76	71	71	73	291	T16	480.00
1964	70	72	71	71	284	T8	1,500.00
1965	70	74	67	75	286	T25	687.50
1966	72	72	75	77	296	T65	
1967	74	75			149	CUT	
1969	66	70	73	76	285	T50	280.00
						Total	**$3,457.50**

Jones, Grier (71.13)

Year	1st	2nd	3rd	4th	Total	Finish	Money
1969	69	69	70	74	282	T22	$1,334.00
1970	72	75			147	CUT	
1976	73	70	68	71	282	T47	605.00
1977	72	70	70	69	281	4	11,045.00
1979	75				75	W/D	
						Total	**$12,984.00**

Jones, Kent (69.60)

Year	1st	2nd	3rd	4th	Total	Finish	Money
1998	73	71			144	CUT	
1999	71	72	75	70	288	T48	$6,534.67
2001	74	72			146	CUT	
2002	70	74	73	68	285	T30	22,087.50
2003	73	68	70	68	279	T22	39,487.50
2004	74	68			142	CUT	
2005	70	71	67	66	274	T11	120,000.00
2007	67	70	69	69	275	T27	34,750.00
2008	66	68	65	69	268	T20	57,324.00
2009	68	68	68	71	275	T57	11,271.00
2010	66	70	69	66	271	T53	11,433.28
2011	68	66	72	70	276	T59	11,336.00
						Total	**$314,223.95**

Jones, Kyle (69.33)

Year	1st	2nd	3rd	4th	Total	Finish	Money
2019	67	69	72		208	T78	$11,284.00
						Total	**$11,284.00**

Jones, Matt (69.27)

Year	1st	2nd	3rd	4th	Total	Finish	Money
2008	68	70			138	CUT	
2009	67	69	70	74	280	69	$10,302.00
2011	70	68			138	CUT	
2012	68	72			140	CUT	
2013	65	71	71	62	269	T5	193,450.00
2016	72	70			142	CUT	
2017	72	68			140	CUT	
2018	70	70			140	CUT	
2019	69	70			139	CUT	
2020	68	67	72	65	272	T37	29,120.00
2021	69	68	69	74	280	T70	12,992.00
						Total	**$245,864.00**

Jones, Steve (72.27)

Year	1st	2nd	3rd	4th	Total	Finish	Money
1982	78	73			151	CUT	
1988	74	71	71	70	286	T30	$6,075.33
1991	72	73			145	CUT	
1995	70	74			144	CUT	
2000	71	71	76	74	292	T56	6,690.00
2002	69	71	76	70	286	T38	15,960.00
2006	68	74	72	72	286	T59	10,900.00
						Total	**$39,625.33**

Jordan, Pete (73.23)

Year	1st	2nd	3rd	4th	Total	Finish	Money
1994	66	77	75	78	296	T71	$2,940.00
1996	76	74			150	CUT	
1997	69	75			144	CUT	
1998	73	75			148	CUT	
1999	75	72			147	CUT	
2000	72	72	77	74	295	T71	5,850.00
2001	72	70	70	72	284	T54	7,910.00
2002	75	72			147	CUT	
						Total	**$16,700.00**

Jordan, R. (75.75)

Year	1st	2nd	3rd	4th	Total	Finish	Money
1958	75	76	76	76	303	T68	
						Total	

Josephson, John (74.33)

Year	1st	2nd	3rd	4th	Total	Finish	Money
1959	70	78	75		223	W/D	
						Total	

Joseph, John (73.50)

Year	1st	2nd	3rd	4th	Total	Finish	Money
1967	73	74			147	CUT	
						Total	

Joyce, Lloyd (86.50)

Year	1st	2nd	3rd	4th	Total	Finish	Money
1957	88	85			173	CUT	
						Total	

Joyce, Tom (76.50)

Year	1st	2nd	3rd	4th	Total	Finish	Money
1977	77	76			153	CUT	
						Total	

Judy, Bubba (82.00)

Year	1st	2nd	3rd	4th	Total	Finish	Money
1985	75	89			164	CUT	
						Total	

Julian, Jeff (77.17)

Year	1st	2nd	3rd	4th	Total	Finish	Money
1996	79	78			157	CUT	
2001	76	76			152	CUT	
2002	78	76			154	CUT	
						Total	

Jurgensen, Steve (75.00)

Year	1st	2nd	3rd	4th	Total	Finish	Money
1996	76	76			152	CUT	
1998	71	76			147	CUT	
1999	79	72			151	CUT	
						Total	

Justa, Ed (76.25)

Year	1st	2nd	3rd	4th	Total	Finish	Money
1962	78	77			155	CUT	
1965	72	78			150	CUT	
						Total	

Kaczenski, Tony (76.25)

Year	1st	2nd	3rd	4th	Total	Finish	Money
1954	74	76	76	79	305	53	
						Total	

Kallam, Mike (75.00)

Year	1st	2nd	3rd	4th	Total	Finish	Money
1973	74	66	74	71	285	T62	$399.00
1985	74	82			156	CUT	
1987	83	76			159	CUT	
						Total	**$399.00**

Kaminsky, Allen (76.25)

Year	1st	2nd	3rd	4th	Total	Finish	Money
1963	74	71	75	85	305	68	
						Total	

Kamiyama, Takashi (76.00)

Year	1st	2nd	3rd	4th	Total	Finish	Money
1998	75	75			150	CUT	
1999	75	79			154	CUT	
						Total	

Kamm, Brian (71.75)

Year	1st	2nd	3rd	4th	Total	Finish	Money
1993	74	73	73	71	291	T43	$4,680.00
1994	71	75			146	CUT	
1995	71	71	68	72	282	T19	17,550.00
1996	73	68	70	73	284	T16	25,251.43
1998	71	74			145	CUT	
						Total	**$47,481.43**

Kanada, Craig (70.92)

Year	1st	2nd	3rd	4th	Total	Finish	Money
1997	72	76			148	CUT	
2001	71	67	72	73	283	T47	$8,990.00
2007	68	65	70	73	276	T33	27,625.00
2008	70	74			144	CUT	
						Total	**$36,615.00**

Kane, Jim (81.00)

Year	1st	2nd	3rd	4th	Total	Finish	Money
1984	79	83			162	CUT	
						Total	

Kang, Sung (69.25)

Year	1st	2nd	3rd	4th	Total	Finish	Money
2011	68	67	70	71	276	T59	$11,336.00
2012	80	69			149	CUT	
2016	67	70	67	69	273	T46	14,976.00
2018	65	69	69	70	273	T53	13,890.00
2020	66	80			146	CUT	
2021	64	69	68	67	268	T15	91,342.22
						Total	**$131,544.22**

Karlsson, Robert (70.63)

Year	1st	2nd	3rd	4th	Total	Finish	Money
2012	69	75			144	CUT	
2013	70	66	75	71	282	70	$10,600.00
2014	72	67			139	CUT	
						Total	**$10,600.00**

Kase, Hideki (72.75)

Year	1st	2nd	3rd	4th	Total	Finish	Money
1997	73	70	71	77	291	T67	$3,895.00
						Total	**$3,895.00**

Kaser, Monty (75.25)

Year	1st	2nd	3rd	4th	Total	Finish	Money
1967	79	74			153	CUT	
1968	82				82	W/D	
1969	72	68	76	71	287	T59	$266.67
1978	80				80	W/D	
						Total	**$266.67**

Kaufman, Smylie (70.00)

Year	1st	2nd	3rd	4th	Total	Finish	Money
2017	71	69			140	CUT	
						Total	

Kay, Jack (73.13)

Year	1st	2nd	3rd	4th	Total	Finish	Money
1953	74	68	73	73	288	T23	
1954	74	73	75	75	297	34	
						Total	

Kay, Ollie (76.25)

Year	1st	2nd	3rd	4th	Total	Finish	Money
1951	75	73	78	79	305	42	
						Total	

Kay Jr., Jack (75.00)

Year	1st	2nd	3rd	4th	Total	Finish	Money
1989	77	73			150	CUT	
						Total	

Kaye, Jonathan (71.33)

Year	1st	2nd	3rd	4th	Total	Finish	Money
1998	69	74	73	75	291	T67	$4,444.00
1999	71	70	78	72	291	T63	5,460.00
2000	71	67	71	72	281	T5	109,500.00
2001	68	69	73	72	282	T36	14,365.91
2002	69	72	66	74	281	T10	91,200.00
2005	70	68	70	74	282	T51	11,840.00
2006	69	74			143	CUT	
2009	75				75	W/D	
						Total	**$236,809.91**

Kaymer, Martin (68.30)

Year	1st	2nd	3rd	4th	Total	Finish	Money
2013	70	68	73	63	274	T20	$57,416.67
2015	64	68	70	66	268	T14	94,500.00
2019	66	75			141	CUT	
						Total	**$151,916.67**

Keiser, Herman (71.00)

Year	1st	2nd	3rd	4th	Total	Finish	Money
1940	146	69	69		284	T7	$230.00
1946	70	71	69	66	276	2	1,000.00
1947					295	T16	167.50
1948	71	69	70	71	281	3	1,000.00
						Total	**$2,397.50**

Keith, Ray (82.00)

Year	1st	2nd	3rd	4th	Total	Finish	Money
1958	81	83			164	CUT	
						Total	

Keller, Bob (73.25)

Year	1st	2nd	3rd	4th	Total	Finish	Money
1955	75	76	77	72	300	56	
1958	69	74	72	71	286	T24	$150.00
						Total	**$150.00**

Kelley, Al (74.31)

Year	1st	2nd	3rd	4th	Total	Finish	Money
1963	72	71	72	75	290	T42	$100.00
1964	71	72	76	79	298	63	
1965	74	81			155	CUT	
1966	77	69	73	76	295	T60	
1967	78	73			151	CUT	
						Total	**$100.00**

Kelley, Ken (80.00)

Year	1st	2nd	3rd	4th	Total	Finish	Money
1984	76	84			160	CUT	
						Total	

Kelley, George (74.50)

Year	1st	2nd	3rd	4th	Total	Finish	Money
1976	73	73			146	CUT	
1978	76	76			152	CUT	
						Total	

Kelly, Jerry (69.35)

Year	1st	2nd	3rd	4th	Total	Finish	Money
1996	75	75			150	CUT	
1997	68	69	68	77	282	T19	$22,230.00
1998	70	68	68	76	282	T11	46,640.00
1999	69	69	76	71	285	T37	12,220.00
2000	71	70	70	77	288	T34	14,512.50
2001	67	70	67	71	275	T4	131,950.00
2002	69	70	71	73	283	T19	47,690.00
2003	68	75	72	68	283	T49	10,822.50
2004	70	65	72	70	277	T8	110,975.00
2005	70	68	67	68	273	T6	156,500.00
2006	69	75			144	CUT	
2008	66	65	68	67	266	T9	122,400.00
2010	66	67	66	69	268	T34	25,208.57
2011	67	66	69	65	267	T4	196,040.00
2012	72	67	69	68	276	T50	12,542.40
2013	68	71	68	71	278	T45	14,855.15
2015	67	69	67	66	269	T18	63,450.00
2016	67	68	65	70	270	T22	45,665.45
						Total	**$1,033,701.57**

Kelly, Lester (77.00)

Year	1st	2nd	3rd	4th	Total	Finish	Money
1964	75	75	77	81	308	68	
						Total	

Kelly, Paul (74.83)

Year	1st	2nd	3rd	4th	Total	Finish	Money
1957	75	75	73	78	301	60	
1960	73	72	78	78	301	T66	
1961	73	76	71	76	296	T28	$146.67
						Total	**$146.67**

Kelly, Troy (70.58)

Year	1st	2nd	3rd	4th	Total	Finish	Money
2009	69	70			139	CUT	
2012	71	68	69	71	279	63	$11,128.00
2015	68	68	69	75	280	T66	11,178.00
2017	75	74			149	CUT	
						Total	**$22,306.00**

Kelm, Jim (77.00)

Year	1st	2nd	3rd	4th	Total	Finish	Money
1967	80	74			154	CUT	
						Total	

Kendall, Skip (71.52)

Year	1st	2nd	3rd	4th	Total	Finish	Money
1993	71	75	73	77	296	T74	$2,835.00
1995	73	69	73	77	292	T65	3,075.00
1997	70	67	73	78	288	T49	4,510.60
1998	68	73	63	78	282	T11	46,640.00
1999	72	67	70	72	281	T17	35,186.66
2000	69	73	73	71	286	T26	23,550.00
2001	72	73			145	CUT	
2002	70	73	72	75	290	T56	8,512.00
2003	69	70	72	68	279	T22	39,487.50
2004	70	71	71	72	284	T46	13,468.80
2005	72	75			147	CUT	
2006	70	73			143	CUT	
2010	66	70	68	69	273	T65	10,455.00
2011	73	74			147	CUT	
						Total	**$187,720.56**

Kennerly, Billy (70.50)

Year	1st	2nd	3rd	4th	Total	Finish	Money
2011	70	71			141	CUT	
						Total	

Kern, Ben (70.83)

Year	1st	2nd	3rd	4th	Total	Finish	Money
1972	73	65	71	74	283	T46	$430.44
1973	72	70	69	67	278	T32	1,188.60
1974	70	71	75	73	289	68	352.55
						Total	**$1,971.59**

Kerr, Bill (73.08)

Year	1st	2nd	3rd	4th	Total	Finish	Money
1954	73	72	74	70	289	T7	$480.00
1956	73	69	73	71	286	10	440.00
1957	76	76			152	CUT	
1958	74	76			150	CUT	
						Total	**$920.00**

Kesselring, Gerry (73.33)

Year	1st	2nd	3rd	4th	Total	Finish	Money
1954	79	74			153	CUT	
1956	74	69	67	77	287	T11	$298.00
						Total	**$298.00**

Kesterson, Tanner (73.00)

Year	1st	2nd	3rd	4th	Total	Finish	Money
2010	72	74			146	CUT	
						Total	

Kestner, Darrell (76.00)

Year	1st	2nd	3rd	4th	Total	Finish	Money
1983	75	77			152	CUT	
						Total	

Killeen, J.J. (72.00)

Year	1st	2nd	3rd	4th	Total	Finish	Money
2012	73	71			144	CUT	
						Total	

Killian, Todd (81.50)

Year	1st	2nd	3rd	4th	Total	Finish	Money
1990	85	78			163	CUT	
						Total	

Kim, Anthony (70.00)

Year	1st	2nd	3rd	4th	Total	Finish	Money
2010	70	72			142	CUT	
2011	67	71			138	CUT	
						Total	

Kim, K.T. (66.75)

Year	1st	2nd	3rd	4th	Total	Finish	Money
2011	69	67	65	66	267	T4	$196,040.00
						Total	**$196,040.00**

Kim, Michael (70.94)

Year	1st	2nd	3rd	4th	Total	Finish	Money
2016	69	67	74	74	284	75	$10,640.00
2017	66	71	69	71	277	T64	12,064.00
2019	72	74			146	CUT	
2020	75	74			149	CUT	
2021	67	69	72	71	279	T65	13,504.00
						Total	**$36,208.00**

Kim, Si Woo (67.30)

Year	1st	2nd	3rd	4th	Total	Finish	Money
2013	77	71			148	CUT	
2016	68	60	64	67	259	1	$1,008,000.00
2018	73	76			149	CUT	
2019	66	65	68	64	263	5	248,000.00
2020	65	65	62	70	262	T3	312,400.00
2021	66	68	67	64	265	T2	389,440.00
						Total	**$1,957,340.00**

Kim, Whee (71.00)

Year	1st	2nd	3rd	4th	Total	Finish	Money
2015	71	70			141	CUT	
2016	72	71			143	CUT	
2017	72	72			144	CUT	
2018	70	74			144	CUT	
2019	69	69			138	CUT	
						Total	

Kimball, Karl (73.50)

Year	1st	2nd	3rd	4th	Total	Finish	Money
1991	74	73			147	CUT	
						Total	

King, Claude (72.90)

Year	1st	2nd	3rd	4th	Total	Finish	Money
1962	73	81			154	CUT	
1963	75	68	72	72	287	T30	$275.00
1965	73	73	72	70	288	T34	500.00
						Total	**$775.00**

King, Clyde (78.60)

Year	1st	2nd	3rd	4th	Total	Finish	Money
1956	78	77	80		235	W/D	
1957	81	77			158	CUT	
						Total	

King, Frank (73.33)

Year	1st	2nd	3rd	4th	Total	Finish	Money
1954	78	75			153	CUT	
1955	72	72	71	72	287	T25	$25.00
						Total	**$25.00**

King, Jim (75.00)

Year	1st	2nd	3rd	4th	Total	Finish	Money
1976	75	75			150	CUT	
						Total	

Kirk, Chris (68.36)

Year	1st	2nd	3rd	4th	Total	Finish	Money
2007	72	69			141	CUT	
2011	69	69			138	CUT	
2012	66	69	69	67	271	T22	$48,273.34
2013	66	71	72	72	281	T65	10,918.00
2016	68	68	68	69	273	T46	14,976.00
2018	69	65	68	64	266	T11	112,000.00
2020	66	69	68	71	274	T51	15,216.00
2021	64	69	69	68	270	T29	41,013.33
						Total	**$242,396.67**

Kirkpatrick, Jim (81.50)

Year	1st	2nd	3rd	4th	Total	Finish	Money
1957	82	81			163	CUT	
						Total	

Kirkwood, Joe (73.13)

Year	1st	2nd	3rd	4th	Total	Finish	Money
1950	74	74	76	74	298	T46	
1952	70	73	71	73	287	T20	$95.00
						Total	**$95.00**

Kisner, Kevin (67.32)

Year	1st	2nd	3rd	4th	Total	Finish	Money
2011	70	67	71	68	276	T59	$11,336.00
2012	68	71	70	66	275	T46	14,742.00
2014	69	64	67	67	267	T8	148,400.00
2016	70	67	67	63	267	T10	134,400.00
2017	69	67	68	69	273	T42	18,661.50
2020	69	64	65	64	262	T3	312,400.00
2021	65	68	66	66	265	1	1,152,00.00
						Total	**$1,791,939.50**

Kite, Chris (74.75)

Year	1st	2nd	3rd	4th	Total	Finish	Money
1987	77	76			153	CUT	
1994	75	71			146	CUT	
						Total	

Kite, Tom (71.50)

Year	1st	2nd	3rd	4th	Total	Finish	Money
1973	71	68	65	71	275	T16	$3,255.00
1974	68	69	71	72	280	T28	1,531.30
1975	71	78	71	76	296	T54	495.00
1977	76	71	73	67	287	T27	1,703.75
1979	68	75	76	77	296	T51	585.00
1992	70	70	70	69	279	T3	53,437.50
1994	75	73			148	CUT	
1996	68	72	70	73	283	T11	38,160.00
1997	67	68	67	76	278	T7	61,275.00
1998	70	69	76	76	291	T67	4,444.00
1999	74	73			147	CUT	
						Total	**$164,886.55**

Kivett, Bud (76.37)

Year	1st	2nd	3rd	4th	Total	Finish	Money
1952	71	78	78	76	303	36	
1954	80	74	78	78	310	61	
1955	73	73	76	70	292	T35	
1956	82				82	W/D	
1958	77	76	79	80	312	T72	
1959	73	79			152	CUT	
						Total	

Kivlin, Bob (76.75)

Year	1st	2nd	3rd	4th	Total	Finish	Money
1955	75	74	78	80	307	T66	
						Total	

Kizzire, Patton (67.94)

Year	1st	2nd	3rd	4th	Total	Finish	Money
2016	67	68	71	68	274	T53	$12,964.00
2017	67	70	64	69	270	T24	49,445.00
2019	65	64	69	67	265	T13	109,533.33
2020	66	67	73	68	274	T51	15,216.00
2021	70	70			140	CUT	
						Total	**$187,158.33**

Kjeldsen, Søren (67.25)

Year	1st	2nd	3rd	4th	Total	Finish	Money
2017	69	63	66	71	269	T16	$78,735.00
						Total	**$78,735.00**

Klauk, Jeff (68.00)

Year	1st	2nd	3rd	4th	Total	Finish	Money
2009	69	68	66	69	272	T32	$24,820.00
						Total	**$24,820.00**

Kluba, Kent (76.00)

Year	1st	2nd	3rd	4th	Total	Finish	Money
1988	77	71			148	CUT	
1990	78	78			156	CUT	
						Total	

Kneece, Harold (72.12)

Year	1st	2nd	3rd	4th	Total	Finish	Money
1961	79	70	68	81	298	T35	
1962	72	73	72	81	298	T46	
1963	69	70	70	68	277	T4	$1,766.66
1965	72	73	70	70	285	T20	900.00
1966	72	74	70	74	290	T48	210.00
1967	70	73	76	67	286	T49	85.42
1968	70	75	68	76	289	T61	
1969	69	70	70	70	279	T11	3,136.00
1970	76	74			150	CUT	
						Total	**$6,098.08**

Knight, Dick (73.75)

Year	1st	2nd	3rd	4th	Total	Finish	Money
1959	73	66	73	77	289	T20	$190.00
1960	80	66	78	77	301	T66	
						Total	**$190.00**

Knight, John (71.25)

Year	1st	2nd	3rd	4th	Total	Finish	Money
1956	72	69	71	73	285	T8	$520.00
						Total	**$520.00**

Knoll, Jim (71.50)

Year	1st	2nd	3rd	4th	Total	Finish	Money
1977	73	74	68	71	286	T20	$2,266.00
						Total	**$2,266.00**

Knost, Colt (69.92)

Year	1st	2nd	3rd	4th	Total	Finish	Money
2009	65	74			139	CUT	
2011	72	72			144	CUT	
2012	67	73			140	CUT	
2013	69	67	72	69	277	T37	$22,260.00
2015	67	72			139	CUT	
						Total	**$22,260.00**

Knox, Kenny (73.61)

Year	1st	2nd	3rd	4th	Total	Finish	Money
1984	77	74			151	CUT	
1985	75	73	75	79	302	T69	$800.00
1987	75	72	71	67	285	T3	31,200.00
1988	71	74	71	72	288	T43	3,045.00
1989	79	71			150	CUT	
1990	77	72			149	CUT	
						Total	**$35,045.00**

Knox, Russell (68.23)

Year	1st	2nd	3rd	4th	Total	Finish	Money
2012	68	68	69	69	274	T37	$21,320.00
2015	71	67			138	CUT	
2017	66	66	71	68	271	T28	36,153.33
2019	67	68	69	67	271	T48	15,772.80

2020	73	64	72	69	278	T72	12,800.00
2021	74	63	68	64	269	T24	53,440.00
						Total	**$139,486.13**

Knox, Tom (75.00)

Year	1st	2nd	3rd	4th	Total	Finish	Money
1980	76	74			150	CUT	
						Total	

Knudson, George (72.22)

Year	1st	2nd	3rd	4th	Total	Finish	Money
1962	73	76	78		227	CUT	
1969	68	71	70	75	284	T45	$416.00
1970	78				78	W/D	
1972	70	69	72	72	283	T46	430.44
1973	68	66	69	71	274	T12	3,937.50
1974	66	72	79		217	W/D	
1975	75	75	73	75	298	T63	395.00
						Total	**$5,178.94**

Koch, Gary (73.80)

Year	1st	2nd	3rd	4th	Total	Finish	Money
1978	70	76	68	77	291	T39	$866.00
1979	72	76	72	79	299	T66	510.00
1980	71	75	74	70	290	T44	777.00
1982	74	72	78	78	302	T62	633.00
1990	72	76			148	CUT	
1991	73	73			146	CUT	
						Total	**$2,786.00**

Kodaira, Satoshi (68.50)

Year	1st	2nd	3rd	4th	Total	Finish	Money
2018	71	75			146	CUT	
2019	66	71			137	CUT	
2021	70	72			142	CUT	
						Total	

Koehler, Arnold (73.75)

Year	1st	2nd	3rd	4th	Total	Finish	Money
1954	73	74	78	70	295	T27	
						Total	

Koepka, Brooks (68.10)

Year	1st	2nd	3rd	4th	Total	Finish	Money
2014	68	68	73	64	273	T38	$21,730.00
2015	67	67	67	65	266	T6	174,825.00
2020	72	70			142	CUT	
						Total	**$196,555.00**

Kohles, Ben (72.17)

Year	1st	2nd	3rd	4th	Total	Finish	Money
2012	72	67	70	74	283	T70	$10,296.00
2013	75	75			150	CUT	
						Total	**$10,296.00**

Kokrak, Jason (68.67)

Year	1st	2nd	3rd	4th	Total	Finish	Money
2012	66	69	77	73	285	T73	$10,036.00
2013	70	73			143	CUT	
2015	69				69	W/D	
2016	73	67			140	CUT	
2017	68	69	63	69	269	T16	78,735.00
2018	69	68	71	66	274	T57	13,140.00
2019	70	64	64	66	264	T6	181,128.57
2020	69	63	67	67	266	T15	104,000.00
2021	70	74			144	CUT	
						Total	**$387,039.57**

Konieczny, Dan (77.50)

Year	1st	2nd	3rd	4th	Total	Finish	Money
2000	82	73			155	CUT	
						Total	

Kono, Takaaki (73.00)

Year	1st	2nd	3rd	4th	Total	Finish	Money
1973	74	72			146	CUT	
						Total	

Kortan, Brian (73.50)

Year	1st	2nd	3rd	4th	Total	Finish	Money
2004	71	76			147	CUT	
						Total	

Kosko, George (78.25)

Year	1st	2nd	3rd	4th	Total	Finish	Money
1960	74	80			154	CUT	
1962	79	80			159	CUT	
						Total	

Koury, Fred (85.67)

Year	1st	2nd	3rd	4th	Total	Finish	Money
1957	89	84			173	CUT	
1958	84				84	W/D	
						Total	

Kraft, Greg (72.20)

Year	1st	2nd	3rd	4th	Total	Finish	Money
1992	76	74			150	CUT	
1993	72	71	73	79	295	T71	$2,940.00
1994	72	76			148	CUT	
1995	72	75			147	CUT	
1996	80	74			154	CUT	
1997	71	77			148	CUT	
1998	69	71	74	74	288	T48	5,468.57
1999	75	66	69	70	280	T13	48,750.00
2000	69	73	73	75	290	T46	8,022.86
2001	68	72	72	72	284	T54	7,910.00
2006	68	74	70	73	285	T52	11,542.85
2007	66	67	71	66	270	6	180,000.00
2010	74	75			149	CUT	
						Total	**$264,634.28**

Kraft, Kelly (69.33)

Year	1st	2nd	3rd	4th	Total	Finish	Money
2016	67	70	71	67	275	T57	$12,376.00
2019	73	68			141	CUT	
						Total	**$12,376.00**

Krajewski, Volker (76.50)

Year	1st	2nd	3rd	4th	Total	Finish	Money
1976	78	75			153	CUT	
						Total	

Krak, Mike (73.25)

Year	1st	2nd	3rd	4th	Total	Finish	Money
1953	72	71	77	72	292	T34	
1954	74	71	74	75	294	T25	
1955	71	71	76	70	288	T30	
1962	74	75	74	75	298	T46	
						Total	

Kratzert, Billy (73.22)

Year	1st	2nd	3rd	4th	Total	Finish	Money
1977	72	73	74		219	DQ	
1980	70	69	72	70	281	T2	$16,500.00
1981	68	75	72	77	292	T28	1,952.14
1982	76	77			153	CUT	
1983	77	71	72	72	292	T38	1,680.00
1984	74	73	72	72	291	T35	1,930.00
1985	71	74	69	74	288	T5	13,560.00
1986	72	71	71	78	292	T61	1,075.00
1987	75	74	77	76	302	73	1,164.00
1988	78	75			153	CUT	
1989	75	80			155	CUT	
1994	69	72	72	71	284	T15	22,500.00
						Total	**$60,361.14**

Krause, Bill (76.00)

Year	1st	2nd	3rd	4th	Total	Finish	Money
1960	77	75			152	CUT	
						Total	

Kresge, Cliff (70.33)

Year	1st	2nd	3rd	4th	Total	Finish	Money
2001	71	69	68	74	282	T36	$14,365.90
2003	70	71	70	71	282	T46	13,110.00
2004	69	72	70	72	283	T35	20,825.45
2007	67	69	69	76	281	T67	10,000.00
2009	68	69	70		207	T71	9,792.00
2010	74	68			142	CUT	
						Total	**$68,093.35**

Kroll, Ed (75.00)

Year	1st	2nd	3rd	4th	Total	Finish	Money
1968	75				75	W/D	
						Total	

Kroll, Ted (71.33)

Year	1st	2nd	3rd	4th	Total	Finish	Money
1949	69	70	76	72	287	T18	$125.00
1950	75	71	74	68	288	T10	287.50
1952	72	67	74	72	285	T15	140.00
1953	72	75			147	W/D	
1955	68	69	70	70	277	T4	853.33
						Total	$1,405.83

Krueger, Gary (75.83)

Year	1st	2nd	3rd	4th	Total	Finish	Money
1984	81	74			155	CUT	
1987	79	70	73	78	300	T66	$1,224.00
						Total	**$1,224.00**

Kuboya, Kenichi (70.25)

Year	1st	2nd	3rd	4th	Total	Finish	Money
2003	67	73	69	72	281	T37	$18,450.00
						Total	**$18,450.00**

Kuchar, Matt (70.64)

Year	1st	2nd	3rd	4th	Total	Finish	Money
2001	72	68	70	68	278	T17	$54,250.00
2002	70	78			148	CUT	
2004	71	74			145	CUT	
2005	73	75			148	CUT	
2021	66	67	71	66	270	T29	41,013.34
						Total	**$95,263.34**

Kuchar, Wally (74.25)

Year	1st	2nd	3rd	4th	Total	Finish	Money
1979	74	73	74	76	297	T58	$545.00
						Total	**$545.00**

Kuehne, Hank (70.71)

Year	1st	2nd	3rd	4th	Total	Finish	Money
2003	72	70	71	78	291	T81	$7,965.00
2004	67	69	73	71	280	T19	55,752.00
2005	71	67	71	69	278	T28	33,250.00
2012	71	70			141	CUT	
						Total	**$96,967.00**

Kunes, Gene (72.75)

Year	1st	2nd	3rd	4th	Total	Finish	Money
1946					289	T23	
1951	73	78	72	70	293	T13	$182.00
1957	79	76			155	CUT	
						Total	**$182.00**

Kuniyoshi, Hirokazu (75.00)

Year	1st	2nd	3rd	4th	Total	Finish	Money
1998	76	74			150	CUT	
						Total	

La Clair, Huston (78.50)

Year	1st	2nd	3rd	4th	Total	Finish	Money
1958	77	80			157	CUT	
						Total	

La'Cassie, Bronson (71.00)

Year	1st	2nd	3rd	4th	Total	Finish	Money
2014	73	69			142	CUT	
						Total	

LaBelle II, Doug (69.43)

Year	1st	2nd	3rd	4th	Total	Finish	Money
2007	74	69			143	CUT	
2008	70	67	70	71	278	T69	$10,149.00
2013	67	72	71	68	278	T45	14,855.14
2014	72	65	66	70	273	T38	21,730.00
						Total	**$46,734.14**

Ladehoff, Greg (73.13)

Year	1st	2nd	3rd	4th	Total	Finish	Money
1986	71	74	74	67	286	T24	$4,262.50
1988	71	75			146	CUT	
1989	76	77			153	CUT	
						Total	**$4,262.50**

Laffoon, Ky (73.40)

Year	1st	2nd	3rd	4th	Total	Finish	Money
1940	144	70	70		284	T7	$230.00
1945					302	T19	66.00
1948	73	75			148	W/D	
						Total	**$296.00**

Lahiri, Anirban (68.29)

Year	1st	2nd	3rd	4th	Total	Finish	Money
2017	65	66	68	72	271	T28	$36,153.33
2019	67	67	68	70	272	T53	14,153.71
2020	69	71			140	CUT	
2021	67	69	70	67	273	T46	18,060.80
						Total	**$68,367.04**

Laird, Martin (68.03)

Year	1st	2nd	3rd	4th	Total	Finish	Money
2008	63	74	64	63	264	T4	$224,400.00
2009	67	68	69	75	279	T67	10,455.00
2010	67	65	66	70	268	T34	25,208.57
2014	65	66	69	69	269	T14	92,750.00
2015	68	66	74	69	277	T59	11,826.00
2016	67	69	73	67	276	T63	11,760.00
2017	66				66	W/D	
2018	69	66	65	72	272	T45	16,515.00
2019	65	73			138	CUT	
2021	68	70			138	CUT	
						Total	**$392,914.57**

Lamb, David (79.25)

Year	1st	2nd	3rd	4th	Total	Finish	Money
1988	83	81			164	CUT	
1993	76	77			153	CUT	
						Total	

Lamb, Jim (74.67)

Year	1st	2nd	3rd	4th	Total	Finish	Money
1958	74	73	73	75	295	T54	
1959	74	79			153	CUT	
						Total	

Lamb, Rick (67.75)

Year	1st	2nd	3rd	4th	Total	Finish	Money
2017	64	68	72	67	271	T28	$36,153.34
						Total	**$36,153.34**

Lamb, Sheepy (79.00)

Year	1st	2nd	3rd	4th	Total	Finish	Money
1957	79	79			158	CUT	
						Total	

Lamely, Derek (69.80)

Year	1st	2nd	3rd	4th	Total	Finish	Money
2010	70	66	66	72	274	T71	$9,996.00
2011	70	77			147	CUT	
2012	69	68	70	70	277	T55	11,856.00
						Total	**$21,852.00**

Lamontagne, Steve (74.75)

Year	1st	2nd	3rd	4th	Total	Finish	Money
1990	72	76			148	CUT	
1992	75	75			150	CUT	
1993	72	78			150	CUT	
1994	72	78			150	CUT	
						Total	

Lamore, Tom (79.50)

Year	1st	2nd	3rd	4th	Total	Finish	Money
1984	76	83			159	CUT	
						Total	

Lancaster, Neal (72.05)

Year	1st	2nd	3rd	4th	Total	Finish	Money
1989	81	78			159	CUT	
1990	74	76			150	CUT	
1991	75	72			147	CUT	
1992	75	75			150	CUT	
1993	74	74			148	CUT	
1994	77	81			158	CUT	
1995	70	72	73	76	291	T61	$3,225.00
1996	75	76			151	CUT	
1997	72	73			145	CUT	
1998	70	67	70	71	278	4	105,600.00
1999	69	70	69	71	279	12	59,800.00
2000	73	70	76	69	288	T34	14,512.50
2001	69	72	71	70	282	T36	14,365.91
2002	72	72	72	74	290	T56	8,512.00
2003	75	68	69	74	286	T69	9,000.00
2004	70	72			142	CUT	
2005	71	70	67	71	279	T34	24,714.28
2006	69	74			143	CUT	
2007	69	69	77	73	288	84	8,600.00
2008	71	69			140	CUT	
2012	73	70			143	CUT	
2013	70	72			142	CUT	
2015	72	68			140	CUT	
2016	79	72			151	CUT	
						Total	**$248,329.69**

Landrum, Ralph (74.67)

Year	1st	2nd	3rd	4th	Total	Finish	Money
1984	73	76			149	CUT	
1985	78	70	75	76	299	T53	$913.14
						Total	**$913.14**

Landry, Andrew (68.00)

Year	1st	2nd	3rd	4th	Total	Finish	Money
2016	66	67	70	72	275	T57	$12,376.00
2019	65	68	65	68	266	T19	80,600.00
2020	66	65	71	71	273	T42	20,416.00
2021	65	72	72	65	274	T51	15,584.00
						Total	**$128,976.00**

Lang, Ralph (81.00)

Year	1st	2nd	3rd	4th	Total	Finish	Money
1963	81				81	W/D	
						Total	

Langer, Bernhard (73.25)

Year	1st	2nd	3rd	4th	Total	Finish	Money
1982	72	74	75	79	300	T54	$690.00
1984	73	73	73	77	296	T63	852.00
2003	69	73	75	67	284	T57	10,035.00
2006	68	74	79	71	292	T74	9,550.00
						Total	**$21,127.00**

Langert, Ed (73.88)

Year	1st	2nd	3rd	4th	Total	Finish	Money
1959	73	72	76	81	302	T49	
1960	71	73	71	74	289	T25	$190.00
						Total	$190.00

Langham, Franklin (74.88)

Year	1st	2nd	3rd	4th	Total	Finish	Money
1996	79	73			152	CUT	
1998	75	80			155	CUT	
1999	71	74			145	CUT	
2005	72	75			147	CUT	
						Total	

Langley, Jim (73.00)

Year	1st	2nd	3rd	4th	Total	Finish	Money
1969	70	76			146	CUT	
						Total	

Langley, Scott (68.63)

Year	1st	2nd	3rd	4th	Total	Finish	Money
2013	67	76			143	CUT	
2014	65	65	69	69	268	T12	$116,600.00
2015	71	66	68	72	277	T59	11,826.00
2016	67	70	62	69	268	T14	92,400.00
2019	71	71			142	CUT	
						Total	**$220,826.00**

Lankford, Jeffrey (75.00)

Year	1st	2nd	3rd	4th	Total	Finish	Money
1988	85	82			167	CUT	
1997	74	71			145	CUT	
2001	67	73	69	72	281	T29	$21,775.00
2002	79	76			155	CUT	
2004	75	77			152	CUT	
						Total	**$21,775.00**

Lardon, Brad (74.50)

Year	1st	2nd	3rd	4th	Total	Finish	Money
1991	76	73			149	CUT	
2002	73	76			149	CUT	
						Total	

Lashley, Nate (71.25)

Year	1st	2nd	3rd	4th	Total	Finish	Money
2020	66	69	77	74	286	77	$12,224.00
2021	68	68	75	73	284	T73	12,736.00
						Total	**$24,960.00**

Larseingue, Wilfred (76.50)

Year	1st	2nd	3rd	4th	Total	Finish	Money
1957	74	79			153	CUT	
						Total	

Lawrence, Duff (72.25)

Year	1st	2nd	3rd	4th	Total	Finish	Money
1965	68	72	74	75	289	T37	$362.50
						Total	**$362.50**

Lawrence, Mike (75.83)

Year	1st	2nd	3rd	4th	Total	Finish	Money
1986	72	77			149	CUT	
1987	77	73			150	CUT	
1994	80	76			156	CUT	
						Total	

Lawrence, Palmer (77.50)

Year	1st	2nd	3rd	4th	Total	Finish	Money
1957	79	76			155	CUT	
						Total	

Laycock, Scott (69.75)

Year	1st	2nd	3rd	4th	Total	Finish	Money
2003	72	70	70	67	279	T22	$39,487.50
						Total	**$39,487.50**

Leach, Ray (77.00)

Year	1st	2nd	3rd	4th	Total	Finish	Money
1976	78	76			154	CUT	
						Total	

Leaney, Stephen (70.75)

Year	1st	2nd	3rd	4th	Total	Finish	Money
2007	69	70	70	74	283	T74	$9,500.00
						Total	**$9,500.00**

Leaver, Bob (78.13)

Year	1st	2nd	3rd	4th	Total	Finish	Money
1979	71	78	78	77	304	T74	$477.50
1984	85	80			165	CUT	
1985	76	80			156	CUT	
						Total	**$477.50**

Lebioda, Hank (68.78)

Year	1st	2nd	3rd	4th	Total	Finish	Money
2019	71	65	72		208	T78	$11,284.00
2020	65	71	68	69	273	T42	20,416.00
2021	69	69			138	CUT	
						Total	**$31,700.00**

LeBrun, Steve (70.25)

Year	1st	2nd	3rd	4th	Total	Finish	Money
2013	68	70	72	71	281	T65	$10,918.00
						Total	**$10,918.00**

Ledesma, Nelson (69.00)

Year	1st	2nd	3rd	4th	Total	Finish	Money
2020	68	70			138	CUT	
						Total	

Lee, D.H. (71.17)

Year	1st	2nd	3rd	4th	Total	Finish	Money
2013	71	71			142	CUT	
2014	73	68			141	CUT	
2016	71	73			144	CUT	
						Total	

Lee, Danny (68.91)

Year	1st	2nd	3rd	4th	Total	Finish	Money
2008	68	66	67	67	268	T20	–amateur–
2009	68	70	69		207	T71	$9,792.00
2012	71	69			140	CUT	
2014	73	70			143	CUT	
2016	65	76			141	CUT	
2017	70	71			141	CUT	
2018	68	69	67	64	268	T24	45,400.00
2019	70					DQ	
2020	69	69			138	CUT	
						Total	**$55,192.00**

Lee, David (74.00)

Year	1st	2nd	3rd	4th	Total	Finish	Money
1971	74				74	W/D	
						Total	

Lee, K.H. (68.88)

Year	1st	2nd	3rd	4th	Total	Finish	Money
2019	68	71			139	CUT	
2020	68	75			143	CUT	
2021	67	68	67	67	269	T24	$53,440.00
						Total	**$53,440.00**

Lee, Lucas (69.00)

Year	1st	2nd	3rd	4th	Total	Finish	Money
2016	68	66	68	74	276	T63	$11,760.00
						Total	**$11,760.00**

Lee, Richard (68.63)

Year	1st	2nd	3rd	4th	Total	Finish	Money
2012	66	69	65	69	269	T14	$88,400.00
2013	69	72			141	CUT	
2014	71	68			139	CUT	
						Total	**$88,400.00**

Lee, Stan (71.00)

Year	1st	2nd	3rd	4th	Total	Finish	Money
1976	72	69	65	70	276	T10	$4,715.00
1977	76	74			150	CUT	
						Total	**$4,715.00**

Ledesma, Nelson (69.50)

Year	1st	2nd	3rd	4th	Total	Finish	Money
2021	69	67	74	68	278	T62	$14,016.00
						Total	**$14,016.00**

Leffingwell, Fred (77.00)

Year	1st	2nd	3rd	4th	Total	Finish	Money
1962	76	78			154	CUT	
						Total	

Leggatt, Ian (71.09)

Year	1st	2nd	3rd	4th	Total	Finish	Money
2001	68	74	68	72	282	T36	$14,365.91
2002	70				70	W/D	
2006	75	71			146	CUT	
2007	74	69			143	CUT	
2008	71	70			141	CUT	
						Total	**$14,365.91**

Legrange, Cobie (72.50)

Year	1st	2nd	3rd	4th	Total	Finish	Money
1965	70	72	73	74	289	T37	$362.50
1968	68	74	72	77	291	T67	
						Total	**$362.50**

Lehmann, Ted (79.00)

Year	1st	2nd	3rd	4th	Total	Finish	Money
1987	82	76			158	CUT	
						Total	

Lehman, Tom (71.28)

Year	1st	2nd	3rd	4th	Total	Finish	Money
1983	74	70	73	76	293	T44	$1,209.33
1984	74	81			155	CUT	
1985	79	72			151	CUT	
1992	72	69	70	73	284	T27	9,250.00
1993	72	73	71	72	288	T27	10,425.00
1996	70	71	66	76	283	T11	38,160.00
1999	69	68	69	69	275	5	104,000.00
2000	73	70	71	70	284	T16	45,000.00
2003	70	72	69	68	279	T22	39,487.50
2004	69	66	69	70	274	T4	202,400.00
2005	69	70	72	74	285	T64	10,450.00
						Total	**$460,381.83**

Leider, Charles (75.00)

Year	1st	2nd	3rd	4th	Total	Finish	Money
1960	74	74	73	79	300	T63	
						Total	

Leishman, Marc (67.33)

Year	1st	2nd	3rd	4th	Total	Finish	Money
2009	67	65	70	68	270	T17	$66,737.14
2010	66	66	70	64	266	T18	55,947.00
2011	68	68	67	69	272	T30	28,964.00
						Total	**$151,648.14**

Lema, Tony (71.68)

Year	1st	2nd	3rd	4th	Total	Finish	Money
1958	69	69	70	69	277	T2	$1,080.00
1959					287	T14	327.50
1960	71	77	76	74	298	T53	
1961	74	77	75	70	296	T28	146.67
1963	73	69	71	73	286	T28	365.00
1965	71	74	68	67	280	6	2,900.00
1966	72	68	71	72	283	T15	1,550.00
						Total	**$6,369.17**

Lendzion, Bob (76.50)

Year	1st	2nd	3rd	4th	Total	Finish	Money
1987	77	76			153	CUT	
						Total	

Leonard, Justin (68.47)

Year	1st	2nd	3rd	4th	Total	Finish	Money
1995	70	71	72	68	281	T14	$25,500.00
2000	69	70	73	72	284	T16	45,000.00
2010	68	63	66	65	262	T3	244,800.00
2011	66	67	68	69	270	T17	65,780.00
2012	68	68	64	70	270	T19	67,600.00
2013	69	70	71	68	278	T45	14,855.14
2015	68	66	65	69	268	T14	94,500.00
2016	73	68			141	CUT	
						Total	**$558,035.14**

Leonard, Stan (71.23)

Year	1st	2nd	3rd	4th	Total	Finish	Money
1957	72	68	67	69	276	1	$2,000.00
1958	71	72	73	71	287	T27	76.67
1959	68	68	71	79	286	13	450.00
1960	75	66	74	73	288	T20	290.00
1961	74	69	69	73	285	T4	1,300.00
1963	68	71	68	73	280	T13	875.00
1965	74	76			150	CUT	
						Total	**$4,991.67**

Leslie, Perry (73.50)

Year	1st	2nd	3rd	4th	Total	Finish	Money
1975	68	73	77	72	290	T27	$1,595.00
1978	76	75			151	CUT	
						Total	**$1,595.00**

Letellier, Ron (72.25)

Year	1st	2nd	3rd	4th	Total	Finish	Money
1963	71	72	77	69	289	T36	$143.34
						Total	**$143.34**

Letzig, Michael (67.92)

Year	1st	2nd	3rd	4th	Total	Finish	Money
2008	67	66	67	66	266	T9	$122,400.00
2009	73				73	W/D	
2010	66	68	67	65	266	T18	55,947.00
2011	70	68			138	CUT	
2013	67	73			140	CUT	
						Total	**$178,347.00**

Levenson, Gavan (74.38)

Year	1st	2nd	3rd	4th	Total	Finish	Money
1983	75	71	79	81	306	74	$768.00
1984	74	71	73	71	289	T24	3,240.00
						Total	**$4,008.00**

Levet, Thomas (71.88)

Year	1st	2nd	3rd	4th	Total	Finish	Money
2003	74	69	75	74	292	T83	$7,785.00
2005	74	67	72	70	283	T56	11,200.00
						Total	**$18,985.00**

Levi, Wayne (72.55)

Year	1st	2nd	3rd	4th	Total	Finish	Money
1978	74	77			151	CUT	
1981	71	75	77	71	294	T45	$825.75
1982	75	69	72	75	291	T11	7,200.00
1983	72	76	72	70	290	T28	2,602.85
1984	73	74	76	72	295	T56	888.00
1986	75	69	74	69	287	T28	3,400.00
1987	75				75	W/D	
1988	72	72	71	70	285	T27	7,400.00
1989	73	77			150	CUT	
1990	76	74			150	CUT	
1992	72	68	74	68	282	T11	23,333.34
1993	75	72	70	72	289	T33	7,925.00
1994	74	75			149	CUT	
1996	74	67	71	69	281	T7	56,100.00
1997	72	71	71	74	288	T49	4,510.60
1999	70	69	76	73	288	T48	6,534.67
						Total	**$120,720.21**

Levin, Spencer (68.38)

Year	1st	2nd	3rd	4th	Total	Finish	Money
2009	70	73			143	CUT	
2010	65	67	71	68	271	T53	$11,433.27
2015	66	71	69	63	269	T18	63,450.00
2016	68	68			136	W/D	
2017	68	68	72	67	275	T60	12,644.00
						Total	**$87,527.27**

Levinson, John (73.75)

Year	1st	2nd	3rd	4th	Total	Finish	Money
1969	74	75			149	CUT	
1970	72	74			146	CUT	
						Total	

Lewallen, Rick (75.30)

Year	1st	2nd	3rd	4th	Total	Finish	Money
1992	78	76			154	CUT	
1993	69	74	76	80	299	83	$2,610.00

1995	76	76			152	W/D	
1997	76	72			148	CUT	
						Total	**$2,610.00**

Lewis, Charles (74.00)

Year	1st	2nd	3rd	4th	Total	Finish	Money
1967	73	75			148	CUT	
						Total	

Lewis, J.L. (71.75)

Year	1st	2nd	3rd	4th	Total	Finish	Money
1995	74	76			150	CUT	
1998	72	77			149	CUT	
1999	70	65	74	69	278	T9	$70,200.00
2001	73	74			147	CUT	
2002	75	67	75	76	293	66	7,904.00
2004	71	74			145	CUT	
2005	72	68	67	66	273	T6	156,500.00
						Total	**$234,604.00**

Lewis, Jack (75.33)

Year	1st	2nd	3rd	4th	Total	Finish	Money
1969	71	73			144	CUT	
1973	73	72			145	CUT	
1975	80				80	W/D	
1978	78	77			155	CUT	
1979	77	77			154	CUT	
1981	76	72	74	79	301	T73	$573.00
1984	75	76			151	CUT	
						Total	**$573.00**

Lewis, Jeff (75.00)

Year	1st	2nd	3rd	4th	Total	Finish	Money
1987	79	71			150	CUT	
						Total	

Lewis, Tom (70.17)

Year	1st	2nd	3rd	4th	Total	Finish	Money
2020	67	68	70	69	274	T51	$15,216.00
2021	71	76			147	CUT	
						Total	**$15,216.00**

Li, HaoTong (70.00)

Year	1st	2nd	3rd	4th	Total	Finish	Money
2017	73	67			140	CUT	
						Total	

Lichardus, Babe (71.75)

Year	1st	2nd	3rd	4th	Total	Finish	Money
1957	75	72	69	71	287	T18	$207.50
						Total	**$207.50**

Lickliter II, Frank (70.82)

Year	1st	2nd	3rd	4th	Total	Finish	Money
1996	70	69	71	76	286	T35	$8,130.00
1997	70	74			144	CUT	
1998	75	74			149	CUT	
2000	71	75			146	CUT	
2003	71	74			145	CUT	
2004	70	70	74	74	288	T62	9,844.00
2005	72	72			144	CUT	
2007	68	70	68	67	273	T13	85,714.29
2008	68	68	71	71	278	T69	10,149.00
2009	73	73			146	CUT	
2010	70	67	68	66	271	T53	11,433.28
2011	68	70			138	CUT	
						Total	**$125,270.57**

Liebler, Steven (73.00)

Year	1st	2nd	3rd	4th	Total	Finish	Money
1984	73	71	71	71	286	T8	$10,800.00
1985	70	75	76	77	298	T49	998.00
						Total	**$11,798.00**

Lietzke, Bruce (72.25)

Year	1st	2nd	3rd	4th	Total	Finish	Money
1976	69	69	71	76	285	64	$414.00
1982	72	72	76	78	298	T40	1,080.00
1988	69	70	73	72	284	T18	11,333.33
						Total	**$12,827.33**

Lile, Craig (71.00)

Year	1st	2nd	3rd	4th	Total	Finish	Money
2007	70	69	70	75	284	T77	$9,100.00
						Total	**$9,100.00**

Liles, Billy (83.00)

Year	1st	2nd	3rd	4th	Total	Finish	Money
1958	82	84			166	CUT	
						Total	

Lindheim, Nicholas (70.33)

Year	1st	2nd	3rd	4th	Total	Finish	Money
2017	71	72			143	CUT	
2018	69	69			138	CUT	
2019	69	72			141	CUT	
						Total	

Lindsey, Pat (75.17)

Year	1st	2nd	3rd	4th	Total	Finish	Money
1980	74	80			154	CUT	
1981	77	75			152	CUT	
1982	74	70	77	76	297	T34	$1,515.00
1983	77	72			149	CUT	
1986	77	73			150	CUT	
						Total	**$1,515.00**

Lingmerth, David (69.67)

Year	1st	2nd	3rd	4th	Total	Finish	Money
2013	74	70			144	CUT	
2014	67	70	73	71	281	T74	$10,123.00
2018	69	70			139	CUT	
2021	68	67	70	67	272	T37	26,560.00
						Total	**$36,683.00**

List, Luke (69.50)

Year	1st	2nd	3rd	4th	Total	Finish	Money
2007	69	71			140	CUT	
2013	72	70			142	CUT	
2016	67	71			138	CUT	
2019	68	70			138	CUT	
2020	68	67	66	75	276	T66	$13,504.00
2021	66	73			139	CUT	
						Total	**$13,504.00**

Lister, John (72.00)

Year	1st	2nd	3rd	4th	Total	Finish	Money
1972	69	69	69	70	277	T14	$3,300.00
1973	66	70	70	72	278	T32	1,188.60
1976	72	72			144	CUT	
1977	75	68	76	70	289	T40	822.44
1978	70	75	73	75	293	56	540.00
1979	75	84			159	CUT	
						Total	**$5,851.04**

Littler, Gene (71.04)

Year	1st	2nd	3rd	4th	Total	Finish	Money
1961	71	71	74	73	289	T10	$800.00
1964	69	73	74	70	286	T13	845.00
1967	70	70	68	67	275	6	4,750.00
1968	69	66	69	67	271	T2	11,229.16
1969	66	70	69	69	274	1	32,000.00
1970	72	68	71	73	284	T36	873.00
1975	75	72	73	74	294	T44	720.00
1976	73	68	67	68	276	T10	4,715.00
1977	78	67	69	76	290	T49	578.20
1978	68	74	72	72	286	T14	3,840.00
1979	76	72	72	72	292	T26	1,737.50
1980	75	76			151	CUT	
						Total	**$62,087.86**

Little, Lawson (71.97)

Year	1st	2nd	3rd	4th	Total	Finish	Money
1939	138	72	73		283	T2	$650.00
1941	144	71	67		282	T5	325.00
1942	139	71	73		283	6	300.00
1946					288	T18	50.00
1948	73	71	71	76	291	T21	
1949	70	73			143	W/D	
1950	76	72	73	70	291	T22	
1951	74	77	73	74	298	T31	
						Total	**$1,325.00**

Lively, John (73.75)

Year	1st	2nd	3rd	4th	Total	Finish	Money
1967	75	72			147	CUT	
1970	74	74			148	CUT	
						Total	

Loar, Edward (73.75)

Year	1st	2nd	3rd	4th	Total	Finish	Money
2012	74	71			145	CUT	
2014	77	73			150	CUT	
						Total	

Locke, Bobby (69.63)

Year	1st	2nd	3rd	4th	Total	Finish	Money
1949	69	68	69	73	279	T5	$750.00
1952	70	68	70	70	278	2	1,400.00
						Total	**$2,150.00**

Loeffler, Bill (80.00)

Year	1st	2nd	3rd	4th	Total	Finish	Money
1981	82	78			160	CUT	
						Total	

Loftsson, Olafur (69.00)

Year	1st	2nd	3rd	4th	Total	Finish	Money
2011	68	70			138	CUT	
						Total	

Lohr, Bob (72.82)

Year	1st	2nd	3rd	4th	Total	Finish	Money
1985	77	71	75	75	298	T49	$998.00
1986	74	72			146	CUT	
1987	72	74	71	75	292	T20	5,712.00
1988	72	72	71	74	289	T51	2,353.34
1989	74	78			152	CUT	
1990	72	74	75	72	293	T47	3,171.87
1991	73	70	69	78	290	T67	2,562.50
1992	70	83			153	CUT	
1994	69	71	69	70	279	5	60,000.00
1995	71	71	74	69	285	T36	7,065.00
1996	71	73	78	68	290	T58	3,960.00
						Total	**$85,822.71**

Lonard, Peter (70.41)

Year	1st	2nd	3rd	4th	Total	Finish	Money
2003	68	70	67	74	279	T22	$39,487.50
2005	71	70	72	73	286	T68	10,000.00
2006	71	70	76	74	291	T72	9,750.00
2007	70	69	67	68	274	T20	52,142.86
2008	66	71	73	69	279	T75	9,690.00
2009	68	72			140	CUT	
						Total	**$121,070.36**

Long, Adam (69.00)

Year	1st	2nd	3rd	4th	Total	Finish	Money
2019	73	70			143	CUT	
2020	68	65	71	67	271	T31	$37,440.00
2021	72	67			139	CUT	
						Total	**$37,440.00**

Long, Michael (73.00)

Year	1st	2nd	3rd	4th	Total	Finish	Money
2002	78	76			154	CUT	
2005	70	71	74	69	284	T61	$10,800.00
						Total	**$10,800.00**

Long, Mike (75.50)

Year	1st	2nd	3rd	4th	Total	Finish	Money
1976	77	74			151	CUT	
						Total	

Longo, Joe (78.33)

Year	1st	2nd	3rd	4th	Total	Finish	Money
1962	76	76	83		235	CUT	
						Total	

Longo, Tony (76.25)

Year	1st	2nd	3rd	4th	Total	Finish	Money
1960	76	73	76	80	305	69	
						Total	

Lopez, Joe (77.50)

Year	1st	2nd	3rd	4th	Total	Finish	Money
1962	76	79			155	CUT	
						Total	

Lott, Lyn (74.00)

Year	1st	2nd	3rd	4th	Total	Finish	Money
1974	72	69	75	75	291	69	$341.50
1976	74	67	68	72	281	T40	851.00
1978	71	74	73	76	294	T57	522.00
1980	75	73			148	CUT	
1981	73	76			149	CUT	
1982	76	70	75	83	304	T69	603.00
1983	79	78			157	CUT	
1984	74	78			152	CUT	
						Total	**$2,317.50**

Lotz, Dick (72.24)

Year	1st	2nd	3rd	4th	Total	Finish	Money
1965	72	74	75	83	304	T72	
1967	70	72	69	74	285	T44	$322.50
1968	71	72	69	71	283	T42	445.89
1969	69	68	74	69	280	T16	2,400.00
1970	69	75			144	CUT	
1971	73	72	73	67	285	T48	366.05
1973	75	74			149	CUT	
1974	70	71	72	74	287	T62	391.09
1976	70	72	73	72	287	T67	289.80
1978	78	74			152	CUT	
						Total	**$4,215.33**

Lotz, John (74.50)

Year	1st	2nd	3rd	4th	Total	Finish	Money
1967	76	77			153	CUT	
1968	74	72			146	CUT	
1970	79	75			154	CUT	
1971	72	74	73	73	292	T72	$271.00
						Total	**$271.00**

Loupe, Andrew (70.40)

Year	1st	2nd	3rd	4th	Total	Finish	Money
2014	65	68	70	68	271	T24	$41,008.75
2015	75	73			148	CUT	
2016	72	71			143	CUT	
2017	66	76			142	CUT	
						Total	**$41,008.75**

Loustalot, Tim (72.17)

Year	1st	2nd	3rd	4th	Total	Finish	Money
1998	70	73	73	73	289	T55	$4,928.00
1999	73	71			144	CUT	
						Total	**$4,928.00**

Love, Sam (73.50)

Year	1st	2nd	3rd	4th	Total	Finish	Money
2014	71	76			147	CUT	
						Total	

Love III, Davis (69.77)

Year	1st	2nd	3rd	4th	Total	Finish	Money
1986	78	79			157	CUT	
1989	73	69	75	72	289	T24	$8,525.00
1990	73	75			148	CUT	
1991	75	67	67	69	278	T9	33,750.00
1992	71	68	71	62	272	1	225,000.00
1993	71	74	71	72	288	T27	10,425.00
1994	71	77			148	CUT	
1995	66	71	75	70	282	T19	17,550.00
1997	72	69	69	67	277	6	68,400.00
2000	72	69	68	76	285	T21	31,200.00
2003	70	74			144	CUT	
2004	75	69			144	CUT	
2006	69	69	68	66	272	1	900,000.00
2008	66	70	71	69	276	T60	11,067.00
2009	71	67	72		210	T86	8,619.00
2010	68	71			139	CUT	
2011	70	67	66	66	269	T12	101,920.00
2012	67	66	66	69	268	T10	124,800.00
2013	73	70			143	CUT	
2014	72	69			141	CUT	
2015	64	66	69	64	263	1	972,000.00
2017	64	66	67	69	266	T10	145,000.00
2018	71	68			139	CUT	
2020	69	67	71	67	274	T51	15,216.00
						Total	**$2,673,472.00**

Love, Jr., Davis (72.50)

Year	1st	2nd	3rd	4th	Total	Finish	Money
1959	71	74	68	76	289	T20	$190.00
1963	69	71	73	76	289	T36	143.33
1965	71	75			146	DQ	
1968	75	71			146	CUT	
						Total	**$333.33**

Love, Dru (69.67)

Year	1st	2nd	3rd	4th	Total	Finish	Money
2017	67	67	75		209	T75	$10,788.00
						Total	**$10,788.00**

Lovelady, Tom (75.00)

Year	1st	2nd	3rd	4th	Total	Finish	Money
2018	74	76			150	CUT	
						Total	

Lovemark, Jamie (69.50)

Year	1st	2nd	3rd	4th	Total	Finish	Money
2008	74	72			146	CUT	
2009	72	69			141	CUT	
2014	74	66			140	CUT	
2018	66	70	64	68	268	T24	$45,400.00
						Total	**$45,400.00**

Loving, Ben (71.25)

Year	1st	2nd	3rd	4th	Total	Finish	Money
1942	139	71	75		285	T10	$125.00
						Total	**$125.00**

Low, George (75.50)

Year	1st	2nd	3rd	4th	Total	Finish	Money
1945					302	T19	$66.00
						Total	**$66.00**

Lowery, Steve (71.54)

Year	1st	2nd	3rd	4th	Total	Finish	Money
1988	71	68	73	76	288	T43	$3,045.00
1993	72	77			149	CUT	
1994	71	72	71	70	284	T15	22,500.00
1995	65	71	74	78	288	T51	3,577.50
1996	76	73			149	CUT	
1997	73	71			144	CUT	
1998	75	68	72	73	288	T48	5,468.57
1999	66	68	73	75	282	T23	26,000.00
2005	74	67	68	71	280	T41	19,000.00
2006	68	70	78	73	289	T67	10,150.00
2007	70	70			140	CUT	
2009	69	68	72		209	T82	8,925.00
2010	69	74			143	CUT	
						Total	**$98,666.07**

Lowry, Shane (67.36)

Year	1st	2nd	3rd	4th	Total	Finish	Money
2016	70	65	70	67	272	T42	$20,160.00
2017	67	64	67	67	265	T7	180,766.66
2018	69	69			138	CUT	
2020	68	63	70	67	268	T23	64,320.00
						Total	**$265,246.66**

Loy, Bobby (76.88)

Year	1st	2nd	3rd	4th	Total	Finish	Money
1965	78	75			153	CUT	
1973	73	73			146	CUT	
1979	77	81			158	CUT	
1980	77	81			158	CUT	
						Total	

Loy, Robert (74.83)

Year	1st	2nd	3rd	4th	Total	Finish	Money
1962	71	74	75	80	300	T57	
1963	73	72	76	71	292	47	
1964	81	71	78	76	306	66	
						Total	

Lucas, Mike (84.00)

Year	1st	2nd	3rd	4th	Total	Finish	Money
1956	84				84	W/D	
						Total	

Luce, Buck (73.33)

Year	1st	2nd	3rd	4th	Total	Finish	Money
1949	72	71	77		220	W/D	
						Total	

Luck, Curtis (72.00)

Year	1st	2nd	3rd	4th	Total	Finish	Money
2019	70	74			144	CUT	
						Total	

Lumpkin, Jack (74.60)

Year	1st	2nd	3rd	4th	Total	Finish	Money
1958	74	72	74	73	293	T46	
1968	80				80	W/D	
						Total	

Lunde, Bill (69.40)

Year	1st	2nd	3rd	4th	Total	Finish	Money
2009	71	69			140	CUT	
2011	67	67	68	71	273	T40	$19,240.00
2012	69	73			142	CUT	
2015	67	72			139	CUT	
						Total	**$19,240.00**

Lundstrom, David (75.25)

Year	1st	2nd	3rd	4th	Total	Finish	Money
1985	78	73			151	CUT	
1986	74	76			150	CUT	
						Total	

Lunn, Bob (72.80)

Year	1st	2nd	3rd	4th	Total	Finish	Money
1970	75	71			146	CUT	
1971	73	73	73	69	288	T61	$271.43
1972	67	72	73	74	286	T64	347.83
1973	68	72	77	72	289	T67	346.33
1977	75	79			154	CUT	
1979	73	74	72	74	293	T34	1,290.00
						Total	**$2,255.59**

Lutterus, David (68.50)

Year	1st	2nd	3rd	4th	Total	Finish	Money
2008	69	64	72	65	270	T30	$32,427.50
2010	73	68			141	CUT	
						Total	**$32,427.50**

Lutz, Robert (84.50)

Year	1st	2nd	3rd	4th	Total	Finish	Money
1962	83	86			169	CUT	
						Total	

Lye, Mark (73.13)

Year	1st	2nd	3rd	4th	Total	Finish	Money
1977	73	75			148	CUT	
1978	76	69	72	70	287	T19	$2,352.00
1979	76	74			150	CUT	

1980	75	72	76	73	296	T69	495.00
1981	75	74			149	CUT	
1982	70	73	76	77	296	T28	1,995.00
1983	69	70	76	75	290	T28	2,602.86
1984	71	75	71	72	289	T24	3,240.00
1985	79	72			151	CUT	
1986	72	73	73	73	291	T57	1,115.00
1987	76	74			150	CUT	
1988	73	66	70	75	284	T18	11,333.33
1989	71	76	72	74	293	T50	2,348.89
1990	72	72	72	75	291	T39	5,125.00
1991	72	70	70	71	283	T25	7,891.67
1993	74	73	73	77	297	T78	2,715.00
1994	73	77			150	CUT	
						Total	**$41,213.75**

Lyle, Jarrod (69.17)

Year	1st	2nd	3rd	4th	Total	Finish	Money
2007	69	69	70	70	278	T49	$12,025.00
2010	71	68			139	CUT	
2011	68	66	69	68	271	T25	40,560.00
2016	70	72			142	CUT	
						Total	**$52,585.00**

Lyle, Sandy (72.33)

Year	1st	2nd	3rd	4th	Total	Finish	Money
1980	72	67	72	76	287	T21	$2,600.00
1985	67	75	73	75	290	T15	7,000.00
1986	68	64	73	70	275	1	90,000.00
1987	73	79			152	CUT	
1988	68	63	68	72	271	1	180,000.00
1989	76	74			150	CUT	
1993	75	70	74	73	292	T50	3,485.46
1996	75	74			149	CUT	
1997	66	77	72	74	289	T59	4,123.00
1998	76	74			150	CUT	
1999	74	73			147	CUT	
2000	76	75			151	CUT	
2001	74	69			143	CUT	
2002	76	71			147	CUT	
						Total	**$287,208.46**

Lynn, David (70.50)

Year	1st	2nd	3rd	4th	Total	Finish	Money
2013	72	69			141	CUT	
						Total	

Lyras, John (71.50)

Year	1st	2nd	3rd	4th	Total	Finish	Money
2019	73	70			143	CUT	
						Total	

Lyons, Toby (71.50)

Year	1st	2nd	3rd	4th	Total	Finish	Money
1949	72	71			143	W/D	
						Total	

Lytle, Dick (74.83)

Year	1st	2nd	3rd	4th	Total	Finish	Money
1965	79	75			154	CUT	
1966	73	72	75	75	295	T60	
						Total	

Mack, Charlie (82.00)

Year	1st	2nd	3rd	4th	Total	Finish	Money
1982	82				82	W/D	
						Total	

MacIntyre, Robert (69.75)

Year	1st	2nd	3rd	4th	Total	Finish	Money
2021	69	68	71	71	279	T65	$13,504.00
						Total	**$13,504.00**

MacKenzie, Will (69.35)

Year	1st	2nd	3rd	4th	Total	Finish	Money
2005	73	74			147	CUT	
2006	69	73	70	73	285	T52	$11,542.86
2007	64	71	68	68	271	T7	150,625.00
2008	69	72			141	CUT	
2009	70	71			141	CUT	
2010	68	64	65	68	265	T12	96,900.00
2011	68	65	71	69	273	T40	19,240.00
2014	69	71			140	CUT	
2016	72	68			140	CUT	
						Total	**$278,307.86**

MacKey, Jack (80.50)

Year	1st	2nd	3rd	4th	Total	Finish	Money
1956	81	80			161	CUT	
						Total	

Magee, Andrew (72.75)

Year	1st	2nd	3rd	4th	Total	Finish	Money
1985	73	76	71	77	297	T43	$1,282.67
1986	70	75	77	71	293	T65	1,035.00
1987	73	73	73	73	292	T20	5,712.00
1988	75	70	74	73	292	T66	2,040.00
1989	73	71	73	80	297	T73	1,910.00
1990	73	77			150	CUT	
1991	71	76			147	CUT	
1995	73	72			145	CUT	
2000	70	68	68	71	277	2	324,000.00
2001	71	70	69	74	284	T54	7,910.00
2002	74	76			150	CUT	
2003	74	69	70	73	286	T69	9,000.00
						Total	**$352,889.67**

Magee, Jerry (73.79)

Year	1st	2nd	3rd	4th	Total	Finish	Money
1958	68	72	70	71	281	T13	$400.00
1959	75	72	76	81	304	T54	
1960	77	74			151	CUT	
1961	75	72	74	76	297	T31	25.00
						Total	**$425.00**

Maggert, Jeff (70.58)

Year	1st	2nd	3rd	4th	Total	Finish	Money
1991	71	73	68	67	279	T12	$26,250.00
1992	67	72	73	76	288	T48	3,107.14
1993	82	73			155	CUT	
1995	72	66	75	74	287	T47	4,035.00
1998	71	69	71	72	283	T16	30,862.86
1999	68	62	75	68	273	3	176,800.00
2000	72	77			149	CUT	
2001	69	67	70	69	275	T4	131,950.00
2002	72	72	76	77	297	71	7,524.00
2003	73	71			144	CUT	
2005	69	71	70	70	280	T41	19,000.00
2006	68	72	71	74	285	T52	11,542.85
2007	67	70	69	66	272	T11	120,000.00
2008	66	70	70	69	275	T53	11,773.71
2009	66	63	71	69	269	T13	95,625.00
2010	68	70			138	CUT	
2012	68	71	74	68	281	65	10,920.00
2013	69	68	70	72	279	T52	12,176.75
2014	72	77			149	CUT	
						Total	**$661,567.31**

Maginnes, John (72.92)

Year	1st	2nd	3rd	4th	Total	Finish	Money
1996	77	77			154	CUT	
1997	68	73	71	76	288	T49	$4,510.60
1998	68	72	70	73	283	T16	30,862.85
1999	73	71			144	CUT	
2000	69	74	75	78	296	T75	5,670.00
2001	70	74			144	CUT	
2002	72	70	76	73	291	T61	8,208.00
2003	71	74			145	CUT	
2005	77	74			151	CUT	
						Total	**$49,251.45**

Mahaffey, John (72.32)

Year	1st	2nd	3rd	4th	Total	Finish	Money
1973	72	69	75	69	285	T62	$399.00
1974	67	66	70	69	272	T4	9,694.50
1975	75	75			150	W/D	
1978	71	69	75	72	287	T19	2,352.00
1983	75	74			149	CUT	
1985	74	75	70	76	295	T32	2,264.00
1988	70	74	74	73	291	T63	2,120.00
1992	70	72	72	74	288	T48	3,107.14
1993	70	71	70	77	288	T27	10,425.00
1994	83	71			154	CUT	
						Total	**$30,361.64**

Mahaffey, Lester (82.00)

Year	1st	2nd	3rd	4th	Total	Finish	Money
1957	82	82			164	CUT	
						Total	

Mahan, Hunter (70.18)

Year	1st	2nd	3rd	4th	Total	Finish	Money
2004	70	69	75	72	286	T57	$10,350.00
2005	75	66	72	74	287	73	9,700.00
2006	70	72	72	64	278	T12	92,142.86
2016	71	70			141	CUT	
2017	65	65	69	70	269	T16	78,735.00
2018	70	73			143	CUT	
2019	74	66			140	CUT	
						Total	**$190,927.86**

Main, Mac (74.94)

Year	1st	2nd	3rd	4th	Total	Finish	Money
1953	79	75			154	CUT	
1954	78	72	75	81	306	T54	
1956	79	76	74	77	306	T60	
1958	76	75			151	CUT	
1959	70	73	69	76	288	T18	$220.00
1960	73	72	69	75	289	T25	190.00
1961	78	71	73	79	301	T43	
1962	77	72	76		225	CUT	
1963	74	72	75	75	296	T57	
1973	73	71			144	CUT	
1979	81	82			163	CUT	
						Total	**$410.00**

Makalena, Ted (74.00)

Year	1st	2nd	3rd	4th	Total	Finish	Money
1967	74	73			147	CUT	
1968	70	79			149	CUT	
						Total	

Malan, Terry (76.00)

Year	1st	2nd	3rd	4th	Total	Finish	Money
1958	76	76			152	CUT	
						Total	

Mallinger, John (67.30)

Year	1st	2nd	3rd	4th	Total	Finish	Money
2010	65	67	68	62	262	T3	$244,800.00
2011	68	65	65	71	269	T12	101,920.00
2012	74	68			142	CUT	
						Total	**$346,720.00**

Mallon, Bill (72.25)

Year	1st	2nd	3rd	4th	Total	Finish	Money
1977	69	76	75	69	289	T40	$822.45
						Total	**$822.45**

Malnati, Peter (68.23)

Year	1st	2nd	3rd	4th	Total	Finish	Money
2014	70	67	74	67	278	T64	$11,130.00
2016	65	69	67	71	272	T42	20,160.00
2017	71	65	69	69	274	T50	13,548.80
2018	66	65	71	66	268	T24	45,400.00
2019	67	75			142	CUT	
2020	68	65	64	70	267	T20	78,400.00
2021	70	71			141	CUT	
						Total	**$168,638.80**

Maloney, Bill (84.50)

Year	1st	2nd	3rd	4th	Total	Finish	Money
1957	82	87			169	CUT	
						Total	

Maloney, Joe (82.00)

Year	1st	2nd	3rd	4th	Total	Finish	Money
1956	82				82	W/D	
						Total	

Maltbie, Roger (73.36)

Year	1st	2nd	3rd	4th	Total	Finish	Money
1977	72	70	73	73	288	T31	$1,276.89
1978	68	76	74	69	287	T19	2,352.00
1979	73	77			150	CUT	
1980	71	78			149	CUT	
1981	73	77			150	CUT	
1982	70	75	78	76	299	T48	754.00
1983	70	74	71	74	289	T19	4,208.89
1984	71	72	74	71	288	T17	5,234.29
1985	69	73	72	80	294	T28	2,780.00
1986	75	71			146	CUT	
1987	68	78	76	75	297	T54	1,350.00
1988	70	71	72	73	286	T30	6,075.33
1989	75	75			150	CUT	
1990	73	72	74	80	299	T63	2,637.50
1991	73	74			147	CUT	
1992	71	78			149	CUT	
1993	70	71	76	73	290	T39	6,300.00
1994	69	75	70	70	284	T15	22,500.00
1995	74	76			150	CUT	
1996	83				83	W/D	
						Total	**$55,468.90**

Manassero, Matteo (71.50)

Year	1st	2nd	3rd	4th	Total	Finish	Money
2014	71	72			143	CUT	
						Total	

Mance, Joe (76.50)

Year	1st	2nd	3rd	4th	Total	Finish	Money
1960	80	73			153	CUT	
						Total	

Mancour, Larry (77.00)

Year	1st	2nd	3rd	4th	Total	Finish	Money
1961	82	72			154	CUT	
						Total	

Manero, Tony (72.80)

Year	1st	2nd	3rd	4th	Total	Finish	Money
1938	146	72	70		288	T13	$100.00
1941	144	77	71		292	T16	
1948	74	74			148	W/D	
						Total	**$100.00**

Mangrum, Lloyd (71.56)

Year	1st	2nd	3rd	4th	Total	Finish	Money
1939	143	76	73		292	T15	$26.66
1941	147	75	70		292	T16	
1942	143	69	69		281	T2	650.00
1946					279	3	750.00
1947					295	T16	167.50
1948	70	66	69	73	278	1	2,000.00
1949	67	69	68	72	276	2	1,400.00
1950	70	77	74	70	291	T22	
1951	77	72	71	72	292	T11	285.00
						Total	**$5,279.16**

Mangrum, Ray (71.58)

Year	1st	2nd	3rd	4th	Total	Finish	Money
1938	148	68	73		289	T15	$20.00
1942	141	71	72		284	T7	208.33
1946					286	T12	167.50
						Total	**$395.83**

Mangum, Clyde (75.25)

Year	1st	2nd	3rd	4th	Total	Finish	Money
1959	78	75			153	CUT	
1960	74	74			148	W/D	
						Total	

Manley, Jr., Hobart (73.50)

Year	1st	2nd	3rd	4th	Total	Finish	Money
1951	74	75	68	77	294	T18	
						Total	

Mann, Bob (77.00)

Year	1st	2nd	3rd	4th	Total	Finish	Money
1978	79	77			156	CUT	
1979	73	75	72	86	306	76	$470.00
						Total	**$470.00**

Mann, Fred (84.00)

Year	1st	2nd	3rd	4th	Total	Finish	Money
1959	84				84	W/D	
						Total	

Mann, Jim (80.50)

Year	1st	2nd	3rd	4th	Total	Finish	Money
1958	79	82			161	CUT	
						Total	

Manuey, Terry (75.00)

Year	1st	2nd	3rd	4th	Total	Finish	Money
1978	75	75			150	CUT	
						Total	

Maples, D.G. (93.00)

Year	1st	2nd	3rd	4th	Total	Finish	Money
1962	93				93	W/D	
						Total	

Maples, Ellis (79.00)

Year	1st	2nd	3rd	4th	Total	Finish	Money
1956	80	78			158	W/D	
						Total	

Maples, Joe (77.13)

Year	1st	2nd	3rd	4th	Total	Finish	Money
1959	79	84			163	CUT	
1960	77	72	70	76	295	T44	
1961	81	78			159	CUT	
						Total	

Maples, Palmer (76.00)

Year	1st	2nd	3rd	4th	Total	Finish	Money
1949	77	73	80	74	304	41	
						Total	

Marad, Dave (73.75)

Year	1st	2nd	3rd	4th	Total	Finish	Money
1967	77	73			150	CUT	
1973	74	71			145	CUT	
						Total	

Marino, Steve (68.63)

Year	1st	2nd	3rd	4th	Total	Finish	Money
2007	65	67	71	74	277	T37	$19,016.66
2008	65	68	71	71	275	T53	11,773.71
2009	67	68	63	69	267	T10	127,500.00
2010	69	65	74	66	274	T71	9,996.00
2011	67	72			139	CUT	
2014	66	69	69	70	274	T45	16,960.00
2016	68	73			141	CUT	
						Total	**$185,246.37**

Markham, Bill (76.00)

Year	1st	2nd	3rd	4th	Total	Finish	Money
1953	76	74			150	CUT	
1954	79	75			154	CUT	
						Total	

Marr, Dave (71.63)

Year	1st	2nd	3rd	4th	Total	Finish	Money
1960	76	76			152	CUT	
1962	70	70	75	71	286	T7	$1,300.00
1963	69	67	72	71	279	T10	1,100.00
1964	72	69	75	70	286	T13	845.00
1965	71	71	76	72	290	T45	240.00
1966	74	68	68	68	278	5	4,300.00
1967	73	76			149	CUT	
1968	74	74			148	CUT	
1969	68	66	70	75	279	T11	3,136.00
1970	73	72			145	CUT	
						Total	**$10,921.00**

Marschall, John (74.50)

Year	1st	2nd	3rd	4th	Total	Finish	Money
1969	71	78			149	CUT	
						Total	

Marsh, Graham (72.50)

Year	1st	2nd	3rd	4th	Total	Finish	Money
1975	73	70	72	70	285	T9	$5,625.00
1976	73	75			148	CUT	
1977	77	68	73	71	289	T40	822.44
1978	72	71	75	69	287	T19	2,352.00
1979	74	74	74	72	294	T39	1,025.00
1980	72	72	71	77	292	T51	588.33
						Total	**$10,412.77**

Marti, Sr., Elroy (73.00)

Year	1st	2nd	3rd	4th	Total	Finish	Money
1950	72	73	74	73	292	T28	
						Total	

Marti, Fred (72.89)

Year	1st	2nd	3rd	4th	Total	Finish	Money
1969	76	68			144	CUT	
1970	74	74			148	CUT	
1972	71	74			145	CUT	
1973	69	72	69	69	279	T37	$903.00
1974	71	69	73	71	284	T42	707.81
1975	78				78	W/D	
1976	75	71			146	CUT	
1977	75	74			149	CUT	
1978	76	72			148	CUT	
1979	76	78			154	CUT	
1980	69	77	74	73	293	T57	560.00
						Total	**$2,170.81**

Martin, Ben (69.12)

Year	1st	2nd	3rd	4th	Total	Finish	Money
2011	73	69			142	CUT	
2015	67	67	67	66	267	T10	$129,600.00
2016	72	72			144	CUT	
2017	67				67	DQ	
2020	71	66	70	68	275	T59	14,144.00
2021	67	67	76	70	280	T70	12,992.00
						Total	**$156,736.00**

Martindale, Bill (72.00)

Year	1st	2nd	3rd	4th	Total	Finish	Money
1964	73	70	70	77	290	T34	$300.00
1965	67	73	75	73	288	T34	500.00
1967	71	73	68	74	286	T49	85.41
						Total	**$885.41**

Martin, Doug (72.25)

Year	1st	2nd	3rd	4th	Total	Finish	Money
1992	70	72	71	70	283	T20	$13,035.72
1994	74	76			150	CUT	
1995	72	69	75	76	292	T65	3,075.00
1996	75	73			148	CUT	
1997	69	72	71	70	282	T19	22,230.00
1998	71	73			144	CUT	
1999	71	75			146	CUT	
						Total	**$38,340.72**

Martin, H. Roy (79.25)

Year	1st	2nd	3rd	4th	Total	Finish	Money
1954	76	79	82	80	317	66	
						Total	

Martin Benavides, Pablo (71.00)

Year	1st	2nd	3rd	4th	Total	Finish	Money
2007	73	69			142	CUT	
						Total	

Martinez, Richard (74.00)

Year	1st	2nd	3rd	4th	Total	Finish	Money
1968	76	72			148	CUT	
						Total	

Martin, Roy (82.00)

Year	1st	2nd	3rd	4th	Total	Finish	Money
1956	80	82			162	CUT	
1957	84				84	W/D	
						Total	

Marusic, Milon (72.63)

Year	1st	2nd	3rd	4th	Total	Finish	Money
1949	71	74	72	72	289	T21	$100.00
1950	69	76	74	72	291	T22	
1951	74	77	71	74	296	T24	
1952	71	71	74	67	283	T10	270.00
1953	69	72	74	77	292	T34	
1954	70	75	73	74	292	T17	76.67
						Total	**$446.67**

Maruyama, Daisuke (71.50)

Year	1st	2nd	3rd	4th	Total	Finish	Money
2006	72	68	71	75	286	T59	$10,900.00
2007	71	72			143	CUT	
						Total	**$10,900.00**

Maruyama, Shigeki (69.13)

Year	1st	2nd	3rd	4th	Total	Finish	Money
2000	71	69	70	72	282	T8	$81,000.00
2001	75	73			148	CUT	
2003	65	64	70	67	266	1	810,000.00
2004	68	70	68	74	280	T19	55,752.00
2005	70	65	66	67	268	2	540,000.00
2006	68	76			144	CUT	
2007	66	69	67	69	271	T7	150,625.00
						Total	**$1,637,377.00**

Mashburn, Bruce (81.25)

Year	1st	2nd	3rd	4th	Total	Finish	Money
1956	86	75	82	82	325	72	
						Total	

Mason, Jim (81.50)

Year	1st	2nd	3rd	4th	Total	Finish	Money
1979	75	88			163	CUT	
						Total	

Massengale, Don (74.25)

Year	1st	2nd	3rd	4th	Total	Finish	Money
1961	71	70	75	78	294	T23	$285.00
1962	72	83			155	CUT	
1969	73	74			147	CUT	
1975	72	71	76	76	295	T48	562.50
						Total	**$847.50**

Massengale, Rik (73.18)

Year	1st	2nd	3rd	4th	Total	Finish	Money
1972	72	71			143	CUT	
1974	75	73			148	CUT	
1975	73	75	67	72	287	T16	$3,262.50
1976	73	76			149	CUT	
1977	71	67	74	71	283	T6	7,990.00
1978	75	75			150	CUT	
1979	74	73	76	74	297	T58	545.00
1981	75	78			153	CUT	
						Total	**$11,797.50**

Masserio, Jim (70.63)

Year	1st	2nd	3rd	4th	Total	Finish	Money
1976	72	70	66	71	279	T26	$1,667.50
1977	74	71	72	69	286	T20	2,266.00
						Total	**$3,933.50**

Massey, Odell (76.33)

Year	1st	2nd	3rd	4th	Total	Finish	Money
1961	78	73	78	77	306	56	
1962	74	76	80		230	CUT	
1973	80	71			151	CUT	
						Total	

Mast, Dick (73.68)

Year	1st	2nd	3rd	4th	Total	Finish	Money
1977	78	75			153	CUT	
1979	76	82			158	CUT	
1982	79	77			156	CUT	
1986	72	68	73	72	285	T19	$6,060.00
1987	76	73	74	73	296	T49	1,480.80
1988	73	71	75	73	292	T66	2,040.00
1989	70	73	78	74	295	T63	2,100.00
1991	72	73			145	CUT	
1992	71	72	73	75	291	T65	2,575.00
1993	70	75	68	78	291	T43	4,680.00
1994	71	75			146	CUT	
2000	72	72	72	76	292	T56	6,690.00
						Total	**$25,625.80**

Mast, Ken (82.50)

Year	1st	2nd	3rd	4th	Total	Finish	Money
1978	81	84			165	CUT	
						Total	

Masterson, Dick (77.00)

Year	1st	2nd	3rd	4th	Total	Finish	Money
1953	77	77			154	CUT	
						Total	

Mathis, David (69.07)

Year	1st	2nd	3rd	4th	Total	Finish	Money
2009	70	68	65	67	270	T17	$66,737.15
2011	70	69			139	CUT	
2012	63	71	73	70	277	T55	11,856.00
2013	71	68	73	69	281	T65	10,918.00
						Total	**$89,511.15**

Matsuyama, Hideki (69.13)

Year	1st	2nd	3rd	4th	Total	Finish	Money
2013	70	65	71	66	272	15	$95,400.00
2014	69	70			139	CUT	
2015	65	73			138	CUT	
2016	66	64	68	67	265	T3	324,800.00
2018	69	68	64	65	266	T11	112,000.00
2019	68	70			137	CUT	
2021	69	69			138	CUT	
						Total	**$532,200.00**

Matteson, Troy (69.26)

Year	1st	2nd	3rd	4th	Total	Finish	Money
2006	71	68	70	68	277	T6	$151,250.00
2007	72	69			141	CUT	
2008	69	67	70	73	279	T75	9,690.00
2009	68	70	70		208	T78	9,282.00
2010	68	67	68	68	271	T53	11,433.27
2011	72	67			139	CUT	
2012	64	68	68	68	268	T10	124,800.00
2013	73	71			144	CUT	
2014	72	71			143	CUT	
						Total	**$306,455.27**

Mattiace, Len (72.46)

Year	1st	2nd	3rd	4th	Total	Finish	Money
1993	73	72	74	73	292	T50	$3,485.45
1996	79	75			154	CUT	
1997	75	71			146	CUT	
1998	71	71	70	75	287	T42	7,480.00
1999	71	69	77	73	290	T57	5,746.00
2000	77	70			147	CUT	
2004	70	75			145	CUT	
2005	71	71			142	CUT	
2007	70	71			141	CUT	
2014	72	68			140	CUT	
						Total	**$16,711.45**

Mauchaza, Nyasha (73.50)

Year	1st	2nd	3rd	4th	Total	Finish	Money
2011	75	72			147	CUT	
						Total	

Mauney, Terry (73.00)

Year	1st	2nd	3rd	4th	Total	Finish	Money
1980	76	68	75	69	288	T26	$1,631.82
1981	78	72			150	CUT	
						Total	**$1,631.82**

Maurycy, John (72.00)

Year	1st	2nd	3rd	4th	Total	Finish	Money
1967	70	70	75	73	288	T57	
						Total	

Maxwell, Billy (70.71)

Year	1st	2nd	3rd	4th	Total	Finish	Money
1955	70	70	68	69	277	T4	$853.33
1956	74	69	74	67	284	T5	740.00
1958	72	67	71	69	279	T10	550.00
1959	67	71	70	75	283	T5	816.66
1960	72	69	71	68	280	T6	950.00
1961	69	69	71	75	284	3	1,650.00
1962	70	67	73	72	282	4	1,900.00
1963	74	68	73	73	288	T34	200.00
1964	69	73	75	71	288	T25	540.00
1965	74	76			150	CUT	
1967	75	71			146	CUT	
1968	72	69	68	68	277	T14	2,543.75
1969	68	75	64	75	282	T22	1,334.00
1970	69	68	73	68	278	10	4,500.00
1971	69	72	71	70	282	T28	1,220.75
						Total	**$17,798.49**

Maxwell, Bob (73.75)

Year	1st	2nd	3rd	4th	Total	Finish	Money
1957	70	72	79	74	295	T45	
						Total	

May, Bob (71.93)

Year	1st	2nd	3rd	4th	Total	Finish	Money
1994	72	74			146	CUT	
2000	72	67	77	72	288	T34	$14,512.50
2002	74	74			148	CUT	
2006	69	71	72	72	284	T43	14,900.00
2007	70	71			141	CUT	
						Total	**$29,412.50**

Mayer, Dick (71.29)

Year	1st	2nd	3rd	4th	Total	Finish	Money
1952	67	71	74	73	285	T15	$140.00
1955	71	73			144	W/D	
1957	73	72	69	70	284	T8	600.00
1959	71	72	67	75	285	T11	525.00
1963	69	68	72	71	280	T13	875.00
1965	76	70	73	70	289	T37	362.50
1966	71	69	76	70	286	T35	550.00
1968	72	71	74	69	286	T55	
1972	73	69	70	73	285	T62	347.83
						Total	**$3,400.33**

Mayfair, Billy (71.62)

Year	1st	2nd	3rd	4th	Total	Finish	Money
1989	72	74	74	76	296	T68	$2,000.00
1990	75	76			151	CUT	
1991	73	75			148	CUT	
1993	78	76			154	CUT	
1995	73	73			146	CUT	
1997	72	73			145	CUT	
1998	70	69	75	77	291	T67	4,444.00
2000	69	73	74	69	285	T21	31,200.00
2003	69	75			144	CUT	
2004	73	68	81	73	295	70	9,292.00
2005	69	71	70	76	286	T68	10,000.00
2006	71	70	70	68	279	T19	65,000.00
2007	69	68	64	67	268	T2	373,333.33
2008	67	68	71	75	281	78	9,486.00

2009	69	69	68	75	281	70	10,200.00
2010	68	71			139	CUT	
2011	68	70			138	CUT	
2012	69	70	74	67	280	64	11,024.00
2013	73	74			147	CUT	
						Total	**$525,979.33**

Mayfield, Shelley (73.75)

Year	1st	2nd	3rd	4th	Total	Finish	Money
1951	75	76	74	72	297	T27	
1953	72	73	72	77	294	T43	
1954	72	74	75	73	294	T25	
						Total	

Mazur, Pete (75.25)

Year	1st	2nd	3rd	4th	Total	Finish	Money
1962	72	74	78	77	301	T63	
						Total	

Mazza, John (75.14)

Year	1st	2nd	3rd	4th	Total	Finish	Money
1980	78				78	DQ	
1981	74	75			149	CUT	
1982	70	73	81	75	299	T48	$754.00
						Total	**$754.00**

McAdams, Mel (76.91)

Year	1st	2nd	3rd	4th	Total	Finish	Money
1952	72	78	77	83	310	T49	
1953	77	72	78	77	304	T64	
1954	78	76	77	71	302	T49	
1955	75	74	77	80	306	65	
1956	76				76	W/D	
1957	75	74	81	81	311	69	
1958	83	77			160	CUT	
						Total	

McCallister, Blaine (72.44)

Year	1st	2nd	3rd	4th	Total	Finish	Money
1986	73	75			148	CUT	
1988	69	71	74	73	287	T36	$4,506.86
1989	76	72	72	72	292	T42	3,217.50
1990	76	74			150	CUT	
1991	70	71	70	69	280	T15	21,875.00
1992	70	71	78	71	290	T59	2,712.50
1994	70	70	74	72	286	T29	9,975.00
1995	71	72	73	74	290	T56	3,360.00
1996	74	75			149	CUT	
1997	74	74			148	CUT	
1998	73	74			147	CUT	
1999	74	72			146	CUT	
2000	72	71	71	74	288	T34	14,512.50
2001	74	70			144	CUT	
2002	75	76			151	CUT	
2004	67	70	70	74	281	T24	42,320.00
						Total	**$102,479.36**

McCallister, Bob (73.58)

Year	1st	2nd	3rd	4th	Total	Finish	Money
1961	79	74	71	79	303	T48	
1962	72	75	74	78	299	T52	
1964	74	69	76	73	292	T39	$60.72
1966	70	71	74	71	286	T35	550.00
1968	71	74	73		218	W/D	
						Total	**$610.72**

McCandish, Ed (80.50)

Year	1st	2nd	3rd	4th	Total	Finish	Money
1956	85	76			161	CUT	
						Total	

McCann, Ronnie (77.50)

Year	1st	2nd	3rd	4th	Total	Finish	Money
1990	71	85			156	CUT	
1992	77	77			154	CUT	
						Total	

McCarron, Scott (68.27)

Year	1st	2nd	3rd	4th	Total	Finish	Money
2000	72	70	70	73	285	T21	$31,200.00
2001	69	68	72	70	279	T19	42,420.00
2002	80	66			146	CUT	
2008	65	64	64	68	261	2	550,800.00
2009	66	69	68	67	270	T17	66,737.15
2010	65	68	63	69	265	T12	96,900.00
2011	68	67	69	65	269	T12	101,920.00
						Total	**$889,977.15**

McCarthy, Denny (66.82)

Year	1st	2nd	3rd	4th	Total	Finish	Money
2018	66	67	67	70	270	T36	$28,260.00
2019	65	69	68	65	267	T22	53,044.45
2020	67	68	66	63	264	T9	168,000.00
2021	65	69	69	65	268	T15	91,342.22
						Total	**$340,646.67**

McCash, Oscar (79.00)

Year	1st	2nd	3rd	4th	Total	Finish	Money
1965	79				79	W/D	
						Total	

McComish, John (73.79)

Year	1st	2nd	3rd	4th	Total	Finish	Money
1983	76	72	72	76	296	T57	$892.00
1986	73	73			146	CUT	
1987	75	71	78	71	295	T44	1,864.80
1989	75	69	72	80	296	T68	2,000.00
						Total	**$4,756.80**

McCommas, Hal (73.25)

Year	1st	2nd	3rd	4th	Total	Finish	Money
1963	71	72	73	77	293	T48	
						Total	

McCord, Gary (73.96)

Year	1st	2nd	3rd	4th	Total	Finish	Money
1975	78	70	76	74	298	T63	$395.00
1976	72	69	71	70	282	T47	605.00
1977	78	72			150	CUT	
1979	72	73	73	74	292	T26	1,737.50
1983	72	77			149	CUT	
1985	79	79			158	CUT	
1986	73	74			147	CUT	
1990	72	75	75	79	301	T69	2,512.50
1991	73	73			146	CUT	
						Total	**$5,250.00**

McCoy, Lee (70.50)

Year	1st	2nd	3rd	4th	Total	Finish	Money
2016	67	74			141	CUT	
						Total	

McCullough, Mike (73.82)

Year	1st	2nd	3rd	4th	Total	Finish	Money
1975	72	73	75	69	289	T25	$1,837.50
1976	74	74			148	CUT	
1977	72	74	73	66	285	T14	3,642.50
1979	79	77			156	CUT	
1980	74	74			148	CUT	
1982	73	74			147	CUT	
1983	70	80			150	CUT	
1984	70	75	73	71	289	T24	3,240.00
1986	72	77			149	CUT	
1987	75	79			154	CUT	
1988	79	73			152	CUT	
						Total	**$8,720.00**

McCumber, Mark (73.19)

Year	1st	2nd	3rd	4th	Total	Finish	Money
1980	75	70	72	75	292	T51	$588.33
1981	80	77			157	CUT	
1982	71	69	82	76	298	T40	1,080.00
1983	73	71	73	73	290	T28	2,602.86
1984	75	71	70	74	290	T30	2,484.00
1985	74	71	79	73	297	T43	1,282.67
1986	72	74			146	CUT	
1989	73	73	71	71	288	T15	14,066.67
1990	71	71	75	71	288	T19	12,409.09
1996	72	71	71	75	289	T56	4,086.00
						Total	**$38,599.62**

McCumber, Tyler (69.00)

Year	1st	2nd	3rd	4th	Total	Finish	Money
2020	71	75			146	CUT	
2021	65	67	66	70	268	T15	$91,342.22
						Total	**$91,342.22**

McDermott, Joe (74.50)

Year	1st	2nd	3rd	4th	Total	Finish	Money
1969	73	76			149	CUT	
						Total	

McDonald, Pat (73.00)

Year	1st	2nd	3rd	4th	Total	Finish	Money
1976	74	72			146	CUT	
						Total	

McDowell, Graeme (68.58)

Year	1st	2nd	3rd	4th	Total	Finish	Money
2016	68	66	64	68	266	T5	$189,840.00
2017	71	68			139	CUT	
2018	70	67	70	67	274	T57	13,140.00
2020	73	71			144	CUT	
						Total	**$202,980.00**

McFadden, Tom (74.50)

Year	1st	2nd	3rd	4th	Total	Finish	Money
1962	72	79	73	74	298	T46	
						Total	

McGee, Jerry (70.58)

Year	1st	2nd	3rd	4th	Total	Finish	Money
1967	76	72			148	CUT	
1968	70	70	70	72	282	T34	$773.44
1970	70	70	71	69	280	T16	2,184.00
1971	71	73	69	68	281	T18	1,941.80
1972	70	67	69	70	276	T10	4,400.00
1973	69	68	71	69	277	T29	1,428.00
1974	68	73	73	66	280	T28	1,531.30
1975	77	67	68	68	280	3	15,975.00
1976	71	80			151	CUT	
1977	73	73	70	70	286	T20	2,266.00
						Total	**$30,499.54**

McGee, Mike (76.00)

Year	1st	2nd	3rd	4th	Total	Finish	Money
1987	76	76			152	CUT	
						Total	

McGinnis, Tom (76.50)

Year	1st	2nd	3rd	4th	Total	Finish	Money
1976	73	80			153	CUT	
1977	74	74			148	CUT	
1982	81	77			158	CUT	
						Total	

McGirt, William (68.89)

Year	1st	2nd	3rd	4th	Total	Finish	Money
2007	73	68			141	CUT	
2011	69	64	72	70	275	T52	$12,004.57
2012	72	69			141	CUT	
2013	70	68	73	70	281	T65	10,918.00
2014	64	68	71	64	267	T8	148,400.00
2015	62	70	68	68	268	T14	94,500.00
2016	70	71			141	CUT	
2017	68	73			141	CUT	
2018	69	68	67	70	274	T57	13,140.00
						Total	**$278,962.57**

McGovern, Jim (71.72)

Year	1st	2nd	3rd	4th	Total	Finish	Money
1991	73	72			145	CUT	
1992	70	74	71	73	288	T48	$3,107.14
1993	69	72	75	69	285	T12	26,812.50
1994	74	74			148	CUT	

1995	71	73			144	CUT	
1996	71	74	72	69	286	T35	8,130.00
1997	70	70	71	72	283	T25	15,152.50
1998	71	74			145	CUT	
2001	73	69	72	69	283	T47	8,990.00
2002	76	73			149	CUT	
2008	70	69			139	CUT	
						Total	**$62,192.14**

McGowan, Jack (71.28)

Year	1st	2nd	3rd	4th	Total	Finish	Money
1962	76	75	78		229	CUT	
1963	72	70	68	68	278	T7	$1,400.00
1964	74	73	73	70	290	T34	300.00
1965	71	71	69	67	278	T2	4,733.34
1966	71	73			144	W/D	
1967	75	69	73		217	W/D	
1968	69	72	68	71	280	T24	1,141.25
1969	69	72	71	73	285	T50	280.00
1970	70	68	71	71	280	T16	2,184.00
						Total	$10,038.59

McGowan, Pat (74.12)

Year	1st	2nd	3rd	4th	Total	Finish	Money
1979	79	76			155	CUT	
1980	68	70	76	79	293	T57	$560.00
1981	75	73	73	76	297	T59	654.00
1982	69	74	73	79	295	T22	2,785.00
1983	72	74	73	75	294	T50	974.00
1984	72	73	73	73	291	T35	1,930.00
1985	74	71	75	80	300	T60	848.00
1986	73	70	71	69	283	T13	9,375.00
1987	75	75			150	CUT	
1988	75	77			152	CUT	
1989	75	76			151	CUT	
1990	77	73			150	CUT	
1991	73	78			151	CUT	
1992	76	75			151	CUT	
						Total	**$17,126.00**

McGreal, Simon (73.00)

Year	1st	2nd	3rd	4th	Total	Finish	Money
2009	75	71			146	CUT	
						Total	

McGuire, Paul (74.75)

Year	1st	2nd	3rd	4th	Total	Finish	Money
1954	71	74	79	75	299	T40	
						Total	

McHale, Jimmy (73.00)

Year	1st	2nd	3rd	4th	Total	Finish	Money
1941	143	73	76		292	T16	
						Total	

McKenzie, David (73.00)

Year	1st	2nd	3rd	4th	Total	Finish	Money
2006	70	76			146	CUT	
						Total	

McKenzie, Roy (72.63)

Year	1st	2nd	3rd	4th	Total	Finish	Money
1953	75	72	74	72	293	T39	
1955	74	73	69	72	288	T30	
						Total	

McLachlin, Parker (70.33)

Year	1st	2nd	3rd	4th	Total	Finish	Money
2007	70	71			141	CUT	
2009	68	71			139	CUT	
2018	71	71			142	CUT	
						Total	

McLardy, Andrew (70.50)

Year	1st	2nd	3rd	4th	Total	Finish	Money
2001	74	69			143	CUT	
2008	70	68			138	CUT	
2009	73	68			141	CUT	
2010	71	68			139	CUT	
2013	74	70			144	CUT	
						Total	

McLendon, Mac (71.88)

Year	1st	2nd	3rd	4th	Total	Finish	Money
1969	75	69			144	CUT	
1970	73	70	74	73	290	T64	$300.00
1973	68	69	72	70	279	T37	903.00
1974	69	72	77	69	287	T62	391.10
1975	73	77	71	74	295	T48	562.50
1976	70	69	70	70	279	T26	1,667.50
1980	74	77			151	CUT	
						Total	**$3,824.10**

McManus, Jr., A.C. (79.50)

Year	1st	2nd	3rd	4th	Total	Finish	Money
1957	82	77			159	CUT	
						Total	

McMullen, John (71.75)

Year	1st	2nd	3rd	4th	Total	Finish	Money
1958	69	72	75	71	287	T27	$76.67
						Total	**$76.67**

McNair, Jim (73.75)

Year	1st	2nd	3rd	4th	Total	Finish	Money
1955	71	73	79	72	295	T44	
						Total	

McNealy, Maverick (72.00)

Year	1st	2nd	3rd	4th	Total	Finish	Money
2020	73	71			144	CUT	
						Total	

McNeely, John (78.00)

Year	1st	2nd	3rd	4th	Total	Finish	Money
1992	78	78			156	CUT	
						Total	

McNeill, George (69.32)

Year	1st	2nd	3rd	4th	Total	Finish	Money
2007	70	68	68	74	280	T64	$10,500.00
2008	68	67	68	68	271	T36	25,143.00
2009	74	70			144	CUT	
2010	69	76			145	CUT	
2011	65	70	66	64	265	2	561,600.00
2012	73	70			143	CUT	
2013	69	68	75	68	280	T60	11,448.00
2015	67	68	67	69	271	T31	30,625.71
2018	72	70			142	CUT	
						Total	**$639,316.71**

McNickle, Artie (72.38)

Year	1st	2nd	3rd	4th	Total	Finish	Money
1976	73	68	74	71	286	T65	$396.50
1978	73	71	73	72	289	T31	1,455.00
1979	74	73	72	73	292	T26	1,737.50
1981	74				74	DQ	
						Total	**$3,589.00**

McNulty, Mark (73.83)

Year	1st	2nd	3rd	4th	Total	Finish	Money
1982	77	74			151	CUT	
1983	77	69	77	69	292	T38	$1,680.00
						Total	**$1,680.00**

McQuillan, Matt (69.50)

Year	1st	2nd	3rd	4th	Total	Finish	Money
2011	69	70			139	CUT	
						Total	

McRoy, Spike (71.90)

Year	1st	2nd	3rd	4th	Total	Finish	Money
1997	67	71	73	78	289	T59	$4,123.00
1998	73	71			144	CUT	
2001	67	71	74	75	287	T70	6,930.00
2002	74	72			146	CUT	
2003	73	73			146	CUT	
2004	74	71			145	CUT	
2007	71	66	73	71	281	T67	10,000.00
						Total	**$21,053.00**

McSpaden, Harold (72.25)

Year	1st	2nd	3rd	4th	Total	Finish	Money
1938	137	75	75		287	T11	$130.00
1939	144	73	69		286	T5	325.00
1945					294	11	186.00
						Total	**$641.00**

Meade, Dorsey (77.00)

Year	1st	2nd	3rd	4th	Total	Finish	Money
1953	77	77			154	CUT	
						Total	

Meade, Joe (76.50)

Year	1st	2nd	3rd	4th	Total	Finish	Money
1996	76	77			153	CUT	
						Total	

Mechereffe, Fernando (68.75)

Year	1st	2nd	3rd	4th	Total	Finish	Money
2009	69	65	70	71	275	T57	$11,271.00
						Total	**$11,271.00**

Mediate, Rocco (70.81)

Year	1st	2nd	3rd	4th	Total	Finish	Money
1986	77	71			148	CUT	
1987	79	74			153	CUT	
1988	68	72	72	72	284	T18	$11,333.34
1989	74	74	73	72	293	T50	2,348.89
1990	75	73			148	CUT	
1991	72	71	69	71	283	T25	7,891.66
1992	72	66	69	73	280	9	36,250.00
1993	74	67	71	69	281	1	270,000.00
1995	76	77			153	CUT	
1996	73				73	W/D	
1997	72	66	69	72	279	T9	49,400.00
1998	68	72	74	72	286	T38	9,680.00
1999	68	70	73	70	281	T17	35,186.67
2000	71	72	71	72	286	T26	23,550.00
2002	68	67	66	71	272	1	684,000.00
2003	72				72	W/D	
2004	70	71	73	74	288	T62	9,844.00
2009	67	69	69	67	272	T32	24,820.00
2010	70	67	67	67	271	T53	11,433.28
2011	68	71			139	CUT	
2012	70	65	68	68	271	T22	48,273.33
2014	70	74			144	CUT	
						Total	**$1,224,011.17**

Medlin, Scott (74.50)

Year	1st	2nd	3rd	4th	Total	Finish	Money
1994	76	77			153	CUT	
1996	73	77			150	CUT	
1997	70	73	73	77	293	70	$3,800.00
						Total	**$3,800.00**

Meierdierks, Eric (71.00)

Year	1st	2nd	3rd	4th	Total	Finish	Money
2013	71	71			142	CUT	
						Total	

Melnick, John (72.50)

Year	1st	2nd	3rd	4th	Total	Finish	Money
1976	76	69			145	CUT	
						Total	

Melnyk, Steve (72.83)

Year	1st	2nd	3rd	4th	Total	Finish	Money
1974	68	73	69	74	284	T42	$707.81
1975	77	70	70	68	285	T9	5,625.00
1976	75	77			152	CUT	
1977	75	71	71	73	290	T49	578.20
1980	74	73	73	74	294	T60	542.50
1981	72				72	W/D	
1983	73	76			149	CUT	

1984	74	75			149	CUT	
						Total	**$7,453.51**

Mengert, Al (73.63)

Year	1st	2nd	3rd	4th	Total	Finish	Money
1954	76	78			154	CUT	
1955	74	70	70	74	288	T30	
1969	73	74			147	CUT	
						Total	

Menne, Bob (71.62)

Year	1st	2nd	3rd	4th	Total	Finish	Money
1970	67	73	76	77	293	71	$300.00
1972	73	69	74	68	284	T54	347.83
1974	70	68	70	72	280	T28	1,531.30
1975	75	72	71	73	291	T32	1,195.00
1976	69	67	69	69	274	T6	7,475.00
1977	82				82	W/D	
						Total	**$10,849.13**

Merrell, Hans (76.50)

Year	1st	2nd	3rd	4th	Total	Finish	Money
1953	72	75	77	80	304	T64	
1954	74	80			154	CUT	
1959	74	80			154	CUT	
						Total	

Merrick, John (68.68)

Year	1st	2nd	3rd	4th	Total	Finish	Money
2007	66	69	69	70	274	T20	$52,142.85
2010	68	67	69	69	273	T65	10,455.00
2011	68	71			139	CUT	
2012	66	69	67	66	268	T10	124,800.00
2014	70	67	68	67	272	T32	29,326.67
2015	68	70			138	CUT	
2018	71	76			147	CUT	
						Total	**$216,724.52**

Merrins, Eddie (74.63)

Year	1st	2nd	3rd	4th	Total	Finish	Money
1958	75	74	74	70	293	T46	
1959	75	74	73	82	304	T54	
						Total	

Merritt, Troy (68.75)

Year	1st	2nd	3rd	4th	Total	Finish	Money
2010	67	70	66	67	270	T49	$12,724.50
2011	69	71			140	CUT	
2014	70	68	67	71	276	T51	12,472.67
2016	66	71	75	68	280	74	10,752.00
2017	67	70	65	69	271	T28	36,153.33
2019	68	70			138	CUT	
2020	67	69	71	68	275	T59	14,144.00
						Total	**$86,246.50**

Methvin, Sonny (72.75)

Year	1st	2nd	3rd	4th	Total	Finish	Money
1965	73	73	75	70	291	T48	$126.00
						Total	$126.00

Metz, Dick (71.08)

Year	1st	2nd	3rd	4th	Total	Finish	Money
1940	150	67	70		287	14	$90.00
1948	70	74	73	70	287	11	300.00
1949	68	68	71	72	279	T5	750.00
						Total	**$1,140.00**

Meyer, Dennis (72.50)

Year	1st	2nd	3rd	4th	Total	Finish	Money
1976	71	74			145	CUT	
						Total	

Meyer, Dylan (67.50)

Year	1st	2nd	3rd	4th	Total	Finish	Money
2018	67	68	69	66	270	T36	$28,260.00
						Total	**$28,260.00**

Miartuz, Chico (74.33)

Year	1st	2nd	3rd	4th	Total	Finish	Money
1961	78	71	73	76	298	T35	
1969	73	75			148	CUT	
						Total	

Micheel, Shaun (71.13)

Year	1st	2nd	3rd	4th	Total	Finish	Money
2000	74	73			147	CUT	
2001	67	74	74	70	285	T61	$7,490.00
2002	69	72	72	72	285	T30	22,087.50
2005	75	66	69	71	281	T45	14,300.00
2011	68	72			140	CUT	
						Total	**$43,877.50**

Mickelson, Phil (70.92)

Year	1st	2nd	3rd	4th	Total	Finish	Money
1993	77	68	73	74	292	T50	$3,485.45
1997	71	68	70	70	279	T9	49,400.00
1998	74	65	71	70	280	T6	76,450.00
						Total	**$129,335.45**

Middlecoff, Cary (72.25)

Year	1st	2nd	3rd	4th	Total	Finish	Money
1948	70	74	74	76	294	T34	
1949	68	72	74	70	284	T13	$240.00
						Total	**$240.00**

Miguel, Angel (75.00)

Year	1st	2nd	3rd	4th	Total	Finish	Money
1959	75	75			150	CUT	
						Total	

Mike, Mark (79.50)

Year	1st	2nd	3rd	4th	Total	Finish	Money
1979	77	82			159	CUT	
						Total	

Mikles, Lee (73.75)

Year	1st	2nd	3rd	4th	Total	Finish	Money
1978	70	73	74	74	291	T39	$866.00
1979	71	77	74	77	299	T66	510.00
						Total	**$1,376.00**

Milanovich, Ron (74.50)

Year	1st	2nd	3rd	4th	Total	Finish	Money
1980	77	72			149	CUT	
						Total	

Miles, Eldridge (73.00)

Year	1st	2nd	3rd	4th	Total	Finish	Money
1968	72	74			146	CUT	
						Total	

Miles, Michael (77.00)

Year	1st	2nd	3rd	4th	Total	Finish	Money
1986	75	79			154	CUT	
						Total	

Miller, Allen (73.33)

Year	1st	2nd	3rd	4th	Total	Finish	Money
1972	67	71	72	67	277	T14	$3,300.00
1973	73	70			143	CUT	
1975	77	73	73	78	301	T70	113.33
1976	68	70	70	71	279	T26	1,667.50
1977	78	76			154	CUT	
1978	71	74	74	69	288	T28	1,704.00
1979	74	76			150	CUT	
1981	75	81			156	CUT	
1982	70	76	80	73	299	T48	754.00
1983	73	75	75	75	298	T65	824.00
1984	74	74	73	74	295	T56	888.00
						Total	**$9,250.83**

Miller, Andy (73.50)

Year	1st	2nd	3rd	4th	Total	Finish	Money
2003	75	72			147	CUT	
						Total	

Miller, Brad (70.75)

Year	1st	2nd	3rd	4th	Total	Finish	Money
2015	73	69			142	CUT	
2017	71	70			141	CUT	
						Total	

Miller, Eddie (81.88)

Year	1st	2nd	3rd	4th	Total	Finish	Money
1953	83	79			162	CUT	
1956	85	82			167	CUT	
1957	79	81			160	CUT	
1958	81	85			166	CUT	
						Total	

Miller, F. (76.00)

Year	1st	2nd	3rd	4th	Total	Finish	Money
1954	77	76	82		235	W/D	
1959	73	74	75	82	304	T54	
						Total	

Miller, Hugh (83.33)

Year	1st	2nd	3rd	4th	Total	Finish	Money
1954	86	77	87		250	W/D	
						Total	

Miller, Johnny (71.57)

Year	1st	2nd	3rd	4th	Total	Finish	Money
1970	78	65	75	72	290	T64	$300.00
1971	73	72	74	68	287	T59	271.43
1972	72	69	79	71	291	T72	347.82
1973	67	71	67	71	276	T18	2,092.36
1975	72	70	70	71	283	T6	7,650.00
1977	76				76	W/D	
						Total	**$10,661.61**

Miller, Lindy (75.10)

Year	1st	2nd	3rd	4th	Total	Finish	Money
1979	73	76	75	74	298	65	$525.00
1982	74	70	82	77	303	68	612.00
1983	76	74			150	CUT	
						Total	**$1,137.00**

Miller, Zack (69.00)

Year	1st	2nd	3rd	4th	Total	Finish	Money
2011	71	67			138	CUT	
						Total	

Mills, Jon (69.00)

Year	1st	2nd	3rd	4th	Total	Finish	Money
2006	70	74			144	CUT	
2008	68	69	65	68	270	T30	$32,427.50
						Total	**$32,427.50**

Milward, Jim (73.57)

Year	1st	2nd	3rd	4th	Total	Finish	Money
1948	67	76	74	78	295	T38	
1949	71	77			148	W/D	
1950	73	76	74	71	294	T38	
1951	70	78	70	75	293	T13	$182.00
						Total	**$182.00**

Miner, Clem (76.50)

Year	1st	2nd	3rd	4th	Total	Finish	Money
1954	79	74			153	CUT	
						Total	

Mitchell, Bobby (73.90)

Year	1st	2nd	3rd	4th	Total	Finish	Money
1967	73	76			149	CUT	
1968	73	71	72	71	287	T58	
1969	70	71	68	74	283	T30	$819.20
1970	72	70	69	71	282	T30	1,147.50
1971	73	68	72	69	282	T28	1,220.75
1972	73	65	70	70	278	T18	2,044.00
1973	71	72			143	CUT	
1974	71	68	69	73	281	T32	1,303.61
1975	76	73	71	75	295	T48	562.50
1976	70	75			145	CUT	
1977	78	77			155	CUT	

1978	75	73			148	CUT	
1982	81	76			157	CUT	
1984	78	79			157	CUT	
1985	81	83			164	CUT	
1986	78	75			153	CUT	
1988	85	84			169	W/D	
1991	78	83			161	CUT	
1994	76	78			154	CUT	
						Total	**$7,097.56**

Mitchell, Dave (82.00)

Year	1st	2nd	3rd	4th	Total	Finish	Money
1962	82				82	W/D	
						Total	

Mitchell, Gene (74.50)

Year	1st	2nd	3rd	4th	Total	Finish	Money
1965	73	76			149	CUT	
						Total	

Mitchell, Jeff (74.28)

Year	1st	2nd	3rd	4th	Total	Finish	Money
1978	75	78			153	CUT	
1979	79	76			155	CUT	
1980	72	68	72	71	283	6	$9,000.00
1981	75	69	74	75	293	T35	1,324.50
1982	76	71			147	CUT	
1983	76	73			149	CUT	
1984	79	78			157	CUT	
						Total	**$10,324.50**

Mitchell, Keith (68.70)

Year	1st	2nd	3rd	4th	Total	Finish	Money
2018	65	66	69	71	271	T41	$22,800.00
2020	71	70			141	CUT	
2021	67	68	71	69	275	T55	14,976.00
						Total	**$37,776.00**

Mitchell, Stiles (74.50)

Year	1st	2nd	3rd	4th	Total	Finish	Money
1995	75	74			149	CUT	
						Total	

Mitchell, Tom (85.00)

Year	1st	2nd	3rd	4th	Total	Finish	Money
1953	85				85	W/D	
						Total	

Mitchum, Kelly (73.07)

Year	1st	2nd	3rd	4th	Total	Finish	Money
2003	68	74	72	71	285	T61	$9,495.00
2005	74	70			144	CUT	
2007	68	81			149	CUT	
2008	75	69			144	CUT	
2013	76	74			150	CUT	
2014	74	77			151	CUT	
						Total	**$9,495.00**

Miyamoto, Katsumasa (73.50)

Year	1st	2nd	3rd	4th	Total	Finish	Money
1995	70	72	74	76	292	T65	$3,075.00
1999	75	74			149	CUT	
						Total	**$3,075.00**

Miyase, Hirofumi (75.50)

Year	1st	2nd	3rd	4th	Total	Finish	Money
2004	71	80			151	CUT	
						Total	

Mize, Larry (72.65)

Year	1st	2nd	3rd	4th	Total	Finish	Money
1982	78	70			148	CUT	
1983	73	74	73	73	293	T44	$1,209.34
1984	76	70	71	71	288	T17	5,234.29
1989	72	72	74	73	291	T36	4,608.34
1997	72	72			144	CUT	
2003	72	74			146	CUT	
2008	72	71			143	CUT	
						Total	**$11,051.97**

Mobley, Ronny (75.00)

Year	1st	2nd	3rd	4th	Total	Finish	Money
1979	74	76			150	CUT	
						Total	

Moe, Kris (74.50)

Year	1st	2nd	3rd	4th	Total	Finish	Money
1986	76	73			149	CUT	
						Total	

Moehling, Ed (76.00)

Year	1st	2nd	3rd	4th	Total	Finish	Money
1965	79	73			152	CUT	
						Total	

Mogg, Brian (72.25)

Year	1st	2nd	3rd	4th	Total	Finish	Money
1986	74	71	73	71	289	T43	$1,461.00
						Total	**$1,461.00**

Molder, Bryce (69.48)

Year	1st	2nd	3rd	4th	Total	Finish	Money
2007	70	73			143	CUT	
2009	68	68	67	67	270	T17	$66,737.14
2012	67	75			142	CUT	
2013	66	69	71	67	273	T16	82,150.00
2014	71	70			141	CUT	
2015	66	67	73	71	277	T59	11,826.00
2016	68	73			141	CUT	
2017	72				72	W/D	
						Total	**$160,713.14**

Molina, Florentino (73.44)

Year	1st	2nd	3rd	4th	Total	Finish	Money
1975	76	74	77	67	294	T44	$720.00
1976	79	73			152	CUT	
1977	76	75			151	CUT	
1978	66	71	77	71	285	T5	6,760.00
1979	73	76	72	72	293	T34	1,290.00
						Total	**$8,770.00**

Molinari, Francesco (68.50)

Year	1st	2nd	3rd	4th	Total	Finish	Money
2014	69	67	68	67	271	T24	$41,008.75
2021	67	73			140	CUT	
						Total	**$41,008.75**

Moncrief, Bob (75.33)

Year	1st	2nd	3rd	4th	Total	Finish	Money
1962	76	74	76		226	CUT	
						Total	

Monroe, Lloyd (74.50)

Year	1st	2nd	3rd	4th	Total	Finish	Money
1973	72	77			149	CUT	
						Total	

Monte, Sal (81.00)

Year	1st	2nd	3rd	4th	Total	Finish	Money
1961	84	78			162	CUT	
						Total	

Montgomery, Jack (75.67)

Year	1st	2nd	3rd	4th	Total	Finish	Money
1965	78	82			160	CUT	
1970	71	73			144	CUT	
1973	77	73			150	CUT	
						Total	

Montgomery, Ray (77.00)

Year	1st	2nd	3rd	4th	Total	Finish	Money
1965	76	78			154	CUT	
						Total	

Monti, Eric (72.67)

Year	1st	2nd	3rd	4th	Total	Finish	Money
1948	72	74	76	71	293	T30	
1949	72	71			143	W/D	
						Total	

Montoya, Ralph (79.50)

Year	1st	2nd	3rd	4th	Total	Finish	Money
1961	79	80			159	CUT	
						Total	

Moody, Griff (77.00)

Year	1st	2nd	3rd	4th	Total	Finish	Money
1984	77	77			154	CUT	
						Total	

Moody, Orville (72.13)

Year	1st	2nd	3rd	4th	Total	Finish	Money
1969	69	70	68	67	274	T2	$12,373.34
1970	75	68	72	69	284	T36	873.00
1973	69	70	71	72	282	T56	451.67
1974	69	71	75	72	287	T62	391.09
1977	76	72			148	CUT	
1978	73	74	70	69	286	T14	3,840.00
1979	75	74	75	73	297	T58	545.00
1980	74	73	70	78	295	T64	520.00
1983	83				83	W/D	
						Total	**$18,994.10**

Mooney, Jim (76.00)

Year	1st	2nd	3rd	4th	Total	Finish	Money
1965	70	72	80	82	304	T72	
						Total	

Mooney, Mitch (75.50)

Year	1st	2nd	3rd	4th	Total	Finish	Money
1980	76	71	78	77	302	T78	$462.50
						Total	**$462.50**

Moore, Matt (75.13)

Year	1st	2nd	3rd	4th	Total	Finish	Money
1953	74	73	75	74	296	T49	
1955	74	73	73	75	295	T44	
1958	74	79			153	CUT	
1959	79	80			159	CUT	
1960	73	75	73	78	299	T59	
						Total	

Moore, Parker (76.75)

Year	1st	2nd	3rd	4th	Total	Finish	Money
1978	76	74			150	CUT	
1979	76	81			157	CUT	
						Total	

Moore, Patrick (69.50)

Year	1st	2nd	3rd	4th	Total	Finish	Money
2010	70	69			139	CUT	
						Total	

Moore, Ryan (68.21)

Year	1st	2nd	3rd	4th	Total	Finish	Money
2004	68	69	73	71	281	T24	
2005	72	69	70	68	279	T34	$24,714.29
2006	67	70	71	69	277	T6	151,250.00
2008	68	71			139	CUT	
2009	64	65	70	65	264	1	918,000.00
2010	68	70			138	CUT	
2012	71	68	68	67	274	T37	21,320.00
2015	66	69	65	67	267	T10	129,600.00
2016	68	68	69	69	274	T53	12,964.00
2017	67	65	68	70	270	T24	49,445.00
2018	63	70	64	67	264	T6	208,500.00
2020	67	71			138	CUT	
2021	68	70			138	CUT	
						Total	**$1,515,793.29**

Moore, Tommy (74.00)

Year	1st	2nd	3rd	4th	Total	Finish	Money
1990	73	75			148	CUT	
						Total	

Moran, Paul (74.67)

Year	1st	2nd	3rd	4th	Total	Finish	Money
1970	77	74			151	CUT	

1976	76	72			148	CUT	
1978	72	77			149	CUT	
						Total	

Moreland, Robert (74.00)

Year	1st	2nd	3rd	4th	Total	Finish	Money
1968	75	73			148	CUT	
						Total	

Moresco, Joe (75.00)

Year	1st	2nd	3rd	4th	Total	Finish	Money
1968	77	73			150	CUT	
						Total	

Morey, Dale (73.10)

Year	1st	2nd	3rd	4th	Total	Finish	Money
1961	77	73	76	73	299	T39	
1962	77	75	75		227	CUT	
1964	76	75	74	72	297	T60	
1968	73	71	71	66	281	T29	
1969	66	73	74	75	288	T65	
1972	70				70	W/D	
						Total	

Morgan, Bill (75.75)

Year	1st	2nd	3rd	4th	Total	Finish	Money
1954	79	74			153	W/D	
1959	73	77			150	CUT	
						Total	

Morgan, Bill (77.00)

Year	1st	2nd	3rd	4th	Total	Finish	Money
1952	81	74	78	74	307	T41	
1953	76	79			155	W/D	
						Total	

Morgan, Gil (72.09)

Year	1st	2nd	3rd	4th	Total	Finish	Money
1975	78	66	71	74	289	T25	$1,837.50
1976	73	72			145	CUT	
1977	71	70	71	70	282	5	9,635.00
1986	75	71			146	CUT	
1988	68	68	71	72	279	5	40,000.00
1989	75	76			151	CUT	
1990	77	78			155	CUT	
1993	71	69	69	73	282	T3	78,000.00
1994	68	71	69	74	282	12	34,500.00
1995	75	74			149	CUT	
1996	75	72			147	CUT	
						Total	**$163,972.50**

Morgan, John (68.75)

Year	1st	2nd	3rd	4th	Total	Finish	Money
2003	66	72	70	67	275	T5	$142,392.86
						Total	**$142,392.86**

Collin, Morikawa (67.00)

Year	1st	2nd	3rd	4th	Total	Finish	Money
2019	66	67	70	65	268	T31	$37,766.00
						Total	**$37,766.00**

Morland IV, David (73.58)

Year	1st	2nd	3rd	4th	Total	Finish	Money
1999	73	75			148	CUT	
2000	76	74			150	CUT	
2001	70	70	70	77	287	T70	$6,930.00
2002	78	73			151	CUT	
2004	71	76			147	CUT	
						Total	**$6,930.00**

Morley, Mike (72.03)

Year	1st	2nd	3rd	4th	Total	Finish	Money
1972	68	70	77	69	284	T54	$347.83
1974	68	73	69	68	278	T18	2,754.14
1975	75	71	75	74	295	T48	562.50
1976	74	67	64	72	277	T16	3,220.00
1977	75	70	74	68	287	T27	1,703.75
1978	79				79	W/D	
1979	70	78	72	72	292	T26	1,737.50
1980	72	73	70	74	289	T37	1,075.00
1981	75	69	76	70	290	T19	3,765.00
1982	73	77			150	CUT	
						Total	**$15,165.72**

Morrow, Rodney (76.25)

Year	1st	2nd	3rd	4th	Total	Finish	Money
1988	74	78			152	CUT	
1994	78	75			153	CUT	
						Total	

Morrow, Tommy (73.50)

Year	1st	2nd	3rd	4th	Total	Finish	Money
1964	72	73	73	76	294	T51	
						Total	

Morse, John (71.88)

Year	1st	2nd	3rd	4th	Total	Finish	Money
1994	72	68	67	73	280	T6	$52,125.00
1995	69	76			145	CUT	
1996	74	72	75	73	294	T74	3,438.00
1997	69	71	71	75	286	T41	7,220.00
1998	73	72			145	CUT	
						Total	**$62,783.00**

Morton, Rick (77.13)

Year	1st	2nd	3rd	4th	Total	Finish	Money
1988	74	78			152	CUT	
1990	79	79			158	CUT	
1994	75	79			154	CUT	
2001	72	81			153	CUT	
						Total	

Mosel, Stan (76.50)

Year	1st	2nd	3rd	4th	Total	Finish	Money
1965	77	76			153	CUT	
						Total	

Moss, Perry (73.17)

Year	1st	2nd	3rd	4th	Total	Finish	Money
1993	74	74			148	CUT	
1999	74	70			144	CUT	
2000	73	74			147	CUT	
						Total	

Mowlds, Jerry (71.25)

Year	1st	2nd	3rd	4th	Total	Finish	Money
1967	69	70	72	74	285	T44	$322.50
						Total	**$322.50**

Mowry, Larry (73.21)

Year	1st	2nd	3rd	4th	Total	Finish	Money
1959	77	79			156	CUT	
1960	74	75	71	74	294	T41	
1962	75	81			156	CUT	
1964	71	69	73	76	289	T30	$412.50
1967	73	72	77	77	299	71	
1968	73	69	69	66	277	T14	2,543.75
1969	68	71	71	76	286	T54	266.67
						Total	**$3,222.92**

Mudd, Jodie (73.17)

Year	1st	2nd	3rd	4th	Total	Finish	Money
1984	77	73			150	CUT	
1985	70	75	74	70	289	T10	$9,200.00
						Total	**$9,200.00**

Mudd, Tommy (74.50)

Year	1st	2nd	3rd	4th	Total	Finish	Money
1989	77	72			149	CUT	
						Total	

Muehr, Michael (72.00)

Year	1st	2nd	3rd	4th	Total	Finish	Money
2001	70	68	78	71	287	T70	$6,930.00
2002	71	74			145	CUT	
						Total	**$6,930.00**

Mulherin, Frank (76.50)

Year	1st	2nd	3rd	4th	Total	Finish	Money
1952	78	72	79	77	306	T39	
						Total	

Mullins, Moon (74.09)

Year	1st	2nd	3rd	4th	Total	Finish	Money
1961	80	73	74	75	302	T46	
1962	75	77	74		226	CUT	
1963	75	66	71	75	287	T30	$275.00
						Total	**$275.00**

Mullinax, Trey (68.17)

Year	1st	2nd	3rd	4th	Total	Finish	Money
2017	68	71			139	CUT	
2018	67	65	68	70	270	T36	$28,260.00
						Total	**$28,260.00**

Mulroy, Garth (68.17)

Year	1st	2nd	3rd	4th	Total	Finish	Money
2010	68	68	65	68	269	T41	$17,365.50
2012	69	71			140	CUT	
						Total	**$17,365.50**

Munday, Rod (72.25)

Year	1st	2nd	3rd	4th	Total	Finish	Money
1941	140	76	76		292	T16	
1942	137	77	72		286	T13	$92.50
						Total	**$92.50**

Muñoz, Sebastián (68.79)

Year	1st	2nd	3rd	4th	Total	Finish	Money
2017	71	70			141	CUT	
2019	69	66	68	68	271	T48	$15,772.80
2020	67	67	73	74	281	T74	12,480.00
2021	66	67	68	69	270	T29	41,013.33
						Total	**$69,266.13**

Munroe, Paul (83.00)

Year	1st	2nd	3rd	4th	Total	Finish	Money
1960	84	82			166	CUT	
						Total	

Murchison, Bill (76.50)

Year	1st	2nd	3rd	4th	Total	Finish	Money
1983	80	73			153	CUT	
						Total	

Murphy, Bob (72.55)

Year	1st	2nd	3rd	4th	Total	Finish	Money
1968	72	71	71	72	286	T55	
1969	69	70	70	71	280	T16	$2,400.00
1977	77	73			150	CUT	
1979	75	78			153	CUT	
1981	75	72	70	76	293	T35	1,324.50
1988	69	66	74	75	284	T18	11,333.33
1989	77	73			150	CUT	
						Total	**$15,057.83**

Murphy, Sean (72.86)

Year	1st	2nd	3rd	4th	Total	Finish	Money
1990	85	73			158	CUT	
1991	72	73			145	CUT	
1994	76	70			146	CUT	
1996	73	73	75	71	292	T67	$3,618.00
1999	68	71	70	71	280	T13	48,750.00
2000	67	72	73	75	287	T28	19,950.00
2001	76				76	W/D	
2002	75	71			146	CUT	
						Total	**$72,318.00**

Murray, Grayson (70.50)

Year	1st	2nd	3rd	4th	Total	Finish	Money
2017	70	68			138	CUT	
2018	70	74			144	CUT	
2020	73	68			141	CUT	
						Total	

Myers, Wayne (80.50)

Year	1st	2nd	3rd	4th	Total	Finish	Money
1988	80	81			161	CUT	
						Total	

Myerson, Ed (72.75)

Year	1st	2nd	3rd	4th	Total	Finish	Money
1960	74	75	70	72	291	T30	$33.34
						Total	**$33.34**

Na, Kevin (67.92)

Year	1st	2nd	3rd	4th	Total	Finish	Money
2004	77	68			145	CUT	
2005	73	69			142	CUT	
2007	69	70	70	68	277	T37	$19,016.66
2008	70	71			141	CUT	
2010	66	71	61	68	266	T18	55,947.00
2016	63	67	67	70	267	T10	134,400.00
2017	67	63	65	68	263	T4	239,733.33
2021	68	64	67	66	265	T2	389,440.00
						Total	**$838,536.99**

Nagle, Kel (71.47)

Year	1st	2nd	3rd	4th	Total	Finish	Money
1960	74	65	73	71	283	11	$710.00
1961	72	71	72	76	291	T16	480.00
1962	70	74	72	72	288	T13	806.00
1963	69	68	69	69	275	3	2,400.00
1964	75	71	73	74	293	T47	
1965	71	71	71	69	282	T11	1,800.00
1966	71	70	72	74	287	T40	418.75
1967	73	73			146	CUT	
1968	68	74	73	70	285	T52	
						Total	**$6,614.75**

Nakajima, Tommy (72.25)

Year	1st	2nd	3rd	4th	Total	Finish	Money
1983	74	70	66	71	281	4	$19,200.00
1984	76	71	69	71	287	T13	7,500.00
1985	76	73	69	81	299	T53	913.14
						Total	**$27,613.14**

Nary, Bill (72.45)

Year	1st	2nd	3rd	4th	Total	Finish	Money
1947					289	T3	$1,200.00
1948	71	72	69	73	285	T7	475.00
1949	73	70	72	77	292	T29	
1950	74	71	74	74	293	T32	
1952	70	73	75		218	W/D	
1954	71	71	74	68	284	T3	900.00
1955	69	74	71	72	286	T18	140.00
1956	72	75	77		224	W/D	
1957	74	69	74	71	288	T22	155.00
1958	71	72	73	78	294	T50	
						Total	**$2,870.00**

Nazareth, Savio (70.88)

Year	1st	2nd	3rd	4th	Total	Finish	Money
2008	70	71			141	CUT	
2011	73	68			141	CUT	
2012	72	71			143	CUT	
2017	70	72			142	CUT	
						Total	

Neist, Ted (73.83)

Year	1st	2nd	3rd	4th	Total	Finish	Money
1949	73	75			148	W/D	
1950	72	74	78	71	295	42	
						Total	

Nelford, Jim (74.00)

Year	1st	2nd	3rd	4th	Total	Finish	Money
1978	75	81			156	CUT	
1979	75	77			152	CUT	
1980	70	74	75	77	296	T69	$495.00
1983	70	71	76	72	289	T19	4,208.89
1984	71	71	73	74	289	T24	3,240.00
1985	70	72	72	80	294	T28	2,780.00
1987	73	77			150	CUT	
1988	74	76			150	CUT	
						Total	**$10,723.89**

Nelson, Byron (69.95)

Year	1st	2nd	3rd	4th	Total	Finish	Money
1939	146	70	74		290	10	$170.00
1940	144	68	68		280	T3	412.50
1941	136	70	70		276	1	1,200.00
1942	140	68	74		282	T4	412.50
1945					271	1	1,333.00
						Total	**$3,528.00**

Nelson, Larry (72.87)

Year	1st	2nd	3rd	4th	Total	Finish	Money
1976	70	72	74	68	284	T56	$465.75
1977	70	66	72	72	280	T2	21,737.50
1978	71	76	74	73	294	T57	522.00
1980	68	74	77	75	294	T60	542.50
1981	69	68	69	75	281	1	54,000.00
1982	72	75			147	CUT	
1983	74	75			149	CUT	
1986	72	68	71	78	289	T43	1,461.00
1987	77	71	71	74	293	T30	3,487.50
1988	69	76	71	77	293	T71	1,950.00
1989	72	71	79	75	297	T73	1,910.00
1990	73	74	74	72	293	T47	3,171.87
1991	79	71			150	CUT	
1992	72	73			145	CUT	
1993	76	72			148	CUT	
1994	71	72	76	74	293	66	3,120.00
1995	72	78			150	CUT	
1996	73	69	75	75	292	T67	3,618.00
1997	75	71			146	CUT	
						Total	**$95,986.12**

NeSmith, Matthew (69.13)

Year	1st	2nd	3rd	4th	Total	Finish	Money
2012	70	71			141	CUT	
2020	69	67	70	67	273	T42	$20,416.00
2021	70	69			139	CUT	
						Total	**$20,416,00**

Nevil, Dwight (72.75)

Year	1st	2nd	3rd	4th	Total	Finish	Money
1973	71	71	72	67	281	T50	$498.66
1978	76	71	77	77	301	72	360.00
						Total	**$858.66**

Newell, Frank (78.00)

Year	1st	2nd	3rd	4th	Total	Finish	Money
1953	79	77			156	CUT	
						Total	

Newquist, Dave (75.50)

Year	1st	2nd	3rd	4th	Total	Finish	Money
1977	73	78			151	CUT	
						Total	

Newton, Jack (72.78)

Year	1st	2nd	3rd	4th	Total	Finish	Money
1978	74	71	76	70	291	T39	$866.00
1979	73	76	73	73	295	T44	737.86
1980	69	71	73	68	281	T2	16,500.00
1981	72	77			149	CUT	
1982	70	74	75	75	294	T18	4,050.00
						Total	**$22,153.86**

Nichols, Bobby (71.43)

Year	1st	2nd	3rd	4th	Total	Finish	Money
1960	79	71			150	CUT	
1961	73	74	72	74	293	T21	$345.00
1962	74	75	71	77	297	T42	
1964	72	75	68	70	285	T11	1,250.00
1965	70	72	70	70	282	T11	1,800.00
1966	68	74	69	69	280	T9	2,700.00
1967	71	71	71	69	282	T23	1,072.92
1968	69	65	72	65	271	T2	11,229.17
1969	72	75			147	CUT	
1970	68	70	72	70	280	T16	2,184.00
1971	77	69	68	71	285	T48	366.04
1972	69	68	72	75	284	T54	347.83
1973	66	71	67	67	271	6	7,560.00
1974	70	70	67	71	278	T18	2,754.13
1975	71	71	77	71	290	T27	1,595.00
1976	76	67	68	66	277	T16	3,220.00
1977	74	73	71	76	294	T63	429.00
1979	71	76	72	72	291	T18	2,937.50
1980	75	78			153	CUT	
1982	73	73	74	76	296	T28	1,995.00
						Total	**$41,785.59**

Nicklaus, Gary (76.50)

Year	1st	2nd	3rd	4th	Total	Finish	Money
2002	80	73			153	CUT	
						Total	

Nicklaus, Jack (70.63)

Year	1st	2nd	3rd	4th	Total	Finish	Money
1962	70	72	74	70	286	T7	$1,300.00
1964	70	69	67	73	279	4	2,550.00
						Total	**$3,850.00**

Nicol, Ron (72.50)

Year	1st	2nd	3rd	4th	Total	Finish	Money
1958	73	73	73	71	290	T38	
						Total	

Nicolette, Mike (74.57)

Year	1st	2nd	3rd	4th	Total	Finish	Money
1980	73	76			149	CUT	
1985	73	77			150	CUT	
1986	73	73			146	CUT	
1987	77				77	W/D	
						Total	

Niebrugge, Jordan (72.00)

Year	1st	2nd	3rd	4th	Total	Finish	Money
2016	70	74			144	CUT	
						Total	

Nielsen, Lonnie (76.50)

Year	1st	2nd	3rd	4th	Total	Finish	Money
1980	74	77			151	CUT	
1981	76	80			156	CUT	
1982	76	76			152	CUT	
						Total	

Niemann, Joaquin (67.25)

Year	1st	2nd	3rd	4th	Total	Finish	Money
2018	68	69	66	66	269	T33	$33,900.00
2019	67	66	69	63	265	T13	109,533,34
2020	70	66	65	72	273	T42	20,416.00
						Total	**$163,849.34**

Nieporte, Tom (72.41)

Year	1st	2nd	3rd	4th	Total	Finish	Money
1957	75	73	75	71	294	T37	
1958	71	75	71	71	288	T33	
1959	70	70	70	73	283	T5	$816.67
1960	70	75	74	68	287	19	390.00
1961	80	71	75	77	303	T48	
1966	73	74	72	76	295	T60	
1967	71	68	72	69	280	T17	1,875.00
1968	75	74			149	CUT	
1969	71	71	69	72	283	T30	819.20
						Total	**$3,900.87**

Nischan, Marvin (77.00)

Year	1st	2nd	3rd	4th	Total	Finish	Money
1957	74	73	81	80	308	68	
						Total	

Nitties, James (68.83)

Year	1st	2nd	3rd	4th	Total	Finish	Money
2009	73	68			141	CUT	
2010	67	68	66	71	272	64	$10,812.00

						Total	**$10,812.00**

Nobilo, Frank (70.46)

Year	1st	2nd	3rd	4th	Total	Finish	Money
1997	69	69	69	67	274	1	$342,000.00
1998	71	65	71	72	279	5	88,000.00
1999	71	68	72	72	283	T25	19,846.66
2000	70	72	72	76	290	T46	8,022.85
2001	69	71	69	72	281	T29	21,775.00
2002	71	70	71	72	284	T23	32,028.57
						Total	**$511,673.08**

Noh, Seung-Yul (70.25)

Year	1st	2nd	3rd	4th	Total	Finish	Money
2010	69	73			142	CUT	
2013	67	76			143	CUT	
2016	71	67			138	CUT	
2017	69	70			139	CUT	
						Total	

Nolan, Keith (74.25)

Year	1st	2nd	3rd	4th	Total	Finish	Money
1998	75	72			147	CUT	
2000	76	74			150	CUT	
						Total	

Norcross, Monte (73.75)

Year	1st	2nd	3rd	4th	Total	Finish	Money
1953	71	73	75	76	295	T47	
						Total	

Noren, Alex (68.25)

Year	1st	2nd	3rd	4th	Total	Finish	Money
2019	69	67	69	68	273	T60	$13,144.00
						Total	**$13,144.00**

Norlander, Henrik (68.80)

Year	1st	2nd	3rd	4th	Total	Finish	Money
2013	67	68	72	66	273	T16	$82,150.00
2016	71	69			140	CUT	
2020	67	68	71	69	275	T59	14,144.00
						Total	**$96,294.00**

Norman, Greg (72.25)

Year	1st	2nd	3rd	4th	Total	Finish	Money
1981	72	76	72	75	295	T53	$702.00
1989	73	72	70	68	283	T5	36,500.00
						Total	**$37,202.00**

Norman, Jack (77.31)

Year	1st	2nd	3rd	4th	Total	Finish	Money
1952	78	77	79	76	310	T49	
1953	74	71	80	80	305	T66	
1956	77	75	78	80	310	T66	
1957	75	79			154	CUT	
1958	80	78			158	CUT	
						Total	

Norman, John (86.00)

Year	1st	2nd	3rd	4th	Total	Finish	Money
1961	91	85	83	85	344	66	
						Total	

Norris, Tim (73.73)

Year	1st	2nd	3rd	4th	Total	Finish	Money
1981	69	77	75	76	297	T59	$654.00
1983	76	76			152	CUT	
1984	74	70	75	76	295	T56	888.00
1985	75	75			150	CUT	
1986	70	71	76	70	287	T28	3,400.00
1987	75	73	73	73	294	T38	2,520.00
1988	75	72			147	CUT	
1989	74	74	73	74	295	T63	2,100.00
						Total	**$9,562.00**

North, Andy (73.18)

Year	1st	2nd	3rd	4th	Total	Finish	Money
1973	68	71	72	70	281	T50	$498.67
1976	70	68	74	68	280	T32	1,219.00
1977	72	69	72	71	284	T8	5,659.66
1978	74	75			149	CUT	
1981	74	74	72	76	296	T55	681.00
1982	73	72	73	74	292	T13	6,000.00
1983	73	72	70	75	290	T28	2,602.86
1984	68	74	75	81	298	T67	816.00
1985	72	74	72	76	294	T28	2,780.00
1987	71	72	75	74	292	T20	5,712.00
1988	74	68	73	76	291	T63	2,120.00
1989	76	80			156	CUT	
1990	76	74			150	CUT	
1992	78	76			154	CUT	
1995	72	80			152	CUT	
						Total	**$28,089.19**

Norton, Bryan (72.00)

Year	1st	2nd	3rd	4th	Total	Finish	Money
1991	76	68	72	72	288	T62	$2,675.00
						Total	**$2,675.00**

Novak, Vern (75.33)

Year	1st	2nd	3rd	4th	Total	Finish	Money
1973	76	74			150	CUT	
1974	76				76	W/D	
						Total	

Nuckolls, Rod (74.50)

Year	1st	2nd	3rd	4th	Total	Finish	Money
1982	75	72			147	CUT	
1983	74	77			151	CUT	
						Total	

O'Briant, Mike (82.50)

Year	1st	2nd	3rd	4th	Total	Finish	Money
1980	81	83			164	CUT	
1987	85	81			166	CUT	
						Total	

O'Donnell, Jr., John (77.50)

Year	1st	2nd	3rd	4th	Total	Finish	Money
1954	80	75			155	CUT	
						Total	

O'Grady, Mac (73.90)

Year	1st	2nd	3rd	4th	Total	Finish	Money
1983	72	70	75	79	296	T57	$892.00
1984	70	72	71	74	287	T13	7,500.00
1989	75	81			156	CUT	
						Total	**$8,392.00**

O'Hair, Sean (69.58)

Year	1st	2nd	3rd	4th	Total	Finish	Money
2013	68	74			142	CUT	
2014	72	69			141	CUT	
2016	69	68	64	69	270	T22	$45,665.45
2018	72	69			141	CUT	
2021	67	74			141	CUT	
						Total	**$45,665.45**

O'Hern, Nick (69.35)

Year	1st	2nd	3rd	4th	Total	Finish	Money
2006	71	71	75	72	289	T67	$10,150.00
2009	69	66	68	69	272	T32	24,820.00
2011	68	68	67	70	273	T40	19,240.00
2012	68	71	67	69	275	T46	14,742.00
2013	68	71	67	72	278	T45	14,855.14
						Total	**$83,807.14**

O'Keefe, Jack (71.00)

Year	1st	2nd	3rd	4th	Total	Finish	Money
1997	67	70	73	74	284	T29	$11,566.25
						Total	**$11,566.25**

O'Leary, Paul (73.58)

Year	1st	2nd	3rd	4th	Total	Finish	Money
1950	68	77	74	70	289	T14	$158.00
1956	76	76	75	72	299	T42	
1957	74	74	72	75	295	T45	
						Total	**$158.00**

O'Malley, Peter (72.50)

Year	1st	2nd	3rd	4th	Total	Finish	Money
1998	70	72	73	75	290	T62	$4,664.00
						Total	**$4,664.00**

O'Meara, Mark (71.80)

Year	1st	2nd	3rd	4th	Total	Finish	Money
1981	74	76			150	CUT	
1982	75	76			151	CUT	
1983	74	76			150	CUT	
1986	72	71	69	71	283	T13	$9,375.00
1987	74	69	74	70	287	T7	18,075.00
1988	72	73	72	76	293	T71	1,950.00
1991	68	72	74	71	285	T45	3,575.00
1993	74	68	72	71	285	T12	26,812.50
1994	72	73	74	70	289	T44	4,062.50
1995	71	74			145	CUT	
1996	75	68	62	69	274	1	324,000.00
1997	72	67	73	67	279	T9	49,400.00
1998	72	73			145	CUT	
2001	69	74			143	CUT	
2005	72	72			144	CUT	
						Total	**$437,250.00**

O'Neill, Dan (74.00)

Year	1st	2nd	3rd	4th	Total	Finish	Money
1976	75	73			148	CUT	
						Total	

Oatman, Harold (76.50)

Year	1st	2nd	3rd	4th	Total	Finish	Money
1948	73	75	81	77	306	T52	
						Total	

Oberholser, Arron (70.75)

Year	1st	2nd	3rd	4th	Total	Finish	Money
2004	71	70	71	71	283	T35	$20,825.46
						Total	**$20,825.46**

Oda, John (66.50)

Year	1st	2nd	3rd	4th	Total	Finish	Money
2018	63	70	67	66	266	T11	$112,000.00
						Total	**$112,000.00**

Odom, Alvin (73.50)

Year	1st	2nd	3rd	4th	Total	Finish	Money
1969	75	72			147	CUT	
						Total	

Ogden, Bill (73.08)

Year	1st	2nd	3rd	4th	Total	Finish	Money
1953	69	71	76	73	289	T25	
1954	74	73	77	72	296	33	
1964	71	76	71	74	292	T39	$60.71
						Total	**$60.71**

Ogilvie, Joe (70.66)

Year	1st	2nd	3rd	4th	Total	Finish	Money
1999	80	72			152	CUT	
2000	72	72	79	71	294	T66	$6,120.00
2001	74	73			147	CUT	
2002	74	72			146	CUT	
2004	68	67	70	72	277	T8	110,975.00
2006	69	72	70	67	278	T12	92,142.86
2007	71	71			142	CUT	
2008	69	68	68	67	272	T41	18,870.00
2009	67	67	68	71	273	T44	14,218.80
2010	74	68			142	CUT	
2011	72	65	70	72	279	71	10,296.00
2014	70	68	72	73	283	77	9,858.00
						Total	**$262,480.66**

Ogilvy, Geoff (70.17)

Year	1st	2nd	3rd	4th	Total	Finish	Money
2001	73	74			147	CUT	
2002	73	67	74	72	286	T38	$15,960.00
2003	68	69	74	74	285	T61	9,495.00
2004	69	72	78	67	286	T57	10,350.00
2005	68	73	72	72	285	T64	10,450.00

2013	67	70	71	69	277	T37	22,260.00
2016	71	65	68	66	270	T22	45,665.46
2017	70	66	66	67	269	T16	78,735.00
						Total	**$192,915.46**

Ogle, Brett (71.67)

Year	1st	2nd	3rd	4th	Total	Finish	Money
1994	72	70	71	72	285	T22	$13,521.43
1995	70	75			145	CUT	
						Total	**$13,521.43**

Ogrin, David (73.45)

Year	1st	2nd	3rd	4th	Total	Finish	Money
1983	76	77			153	CUT	
1984	73	74	73	72	292	T41	$1,400.00
1985	75	75			150	CUT	
1986	72	77			149	CUT	
1987	75	76			151	CUT	
1988	71	72	75	70	288	T43	3,045.00
1989	69	76	69	75	289	T24	8,525.00
1990	74	71	76	79	300	T67	2,562.50
1992	68	69	75	76	288	T48	3,107.14
1993	75	76			151	CUT	
1994	74	79			153	CUT	
1995	76	70			146	CUT	
1996	69	71	70	73	283	T11	38,160.00
1997	67	73	72	71	283	T25	15,152.50
1999	75	81			156	CUT	
						Total	**$71,952.14**

Oh, James (69.00)

Year	1st	2nd	3rd	4th	Total	Finish	Money
2009	69				69	W/D	
						Total	

Ohmachi, Aki (73.50)

Year	1st	2nd	3rd	4th	Total	Finish	Money
1987	75	74	75	75	299	65	$1,260.00
1988	73	71	73	72	289	T51	2,353.33
						Total	**$3,613.33**

Olazabal, Jose Maria (74.50)

Year	1st	2nd	3rd	4th	Total	Finish	Money
1987	73	74	75	76	298	T62	$1,284.00
						Total	**$1,284.00**

Oliver, Ed (73.74)

Year	1st	2nd	3rd	4th	Total	Finish	Money
1940	145	69	71		285	T10	$143.33
1952	68	68	73	70	279	T3	846.67
1953	68	67	74	70	279	6	600.00
1954	77	72	72	71	292	T17	76.66
1955	70	68	73	71	282	T9	415.00
1957	73	70	70	73	286	T16	280.00
1958	71	73	72	72	288	T33	
						Total	**$2,361.66**

Olivo, Nate (73.00)

Year	1st	2nd	3rd	4th	Total	Finish	Money
2011	72	74			146	CUT	
						Total	

Olsen, Dan (71.00)

Year	1st	2nd	3rd	4th	Total	Finish	Money
2004	67	73	74	70	284	T46	$13,468.80
						Total	**$13,468.80**

Olson, Doug (75.25)

Year	1st	2nd	3rd	4th	Total	Finish	Money
1970	77	75			152	CUT	
1973	74	75			149	CUT	
						Total	

Olson, John (77.00)

Year	1st	2nd	3rd	4th	Total	Finish	Money
1958	74	80			154	CUT	
						Total	

Olson, Leif (69.50)

Year	1st	2nd	3rd	4th	Total	Finish	Money
2009	73	66			139	CUT	
						Total	

Oosterhuis, Peter (72.76)

Year	1st	2nd	3rd	4th	Total	Finish	Money
1975	76	73	71	71	291	T32	$1,195.00
1976	72	71	70	68	281	T40	851.00
1977	71	74			145	W/D	
1978	74	69	74	73	290	T36	1,236.00
1979	77	78			155	CUT	
1980	70	75	70	71	286	T17	3,625.00
1981	75	72	74	73	294	T45	825.75
1982	67	74	73	79	293	T15	5,100.00
1983	73	73	66	72	284	T7	12,466.67
1984	74	73	74	74	295	T56	888.00
1985	77	71	73	73	294	T28	2,780.00
1986	73	75			148	CUT	
						Total	**$28,967.42**

Oppenheim, Rob (68.92)

Year	1st	2nd	3rd	4th	Total	Finish	Money
2016	70	68			138	CUT	
2018	70	75			145	CUT	
2020	66	66	62	72	266	T15	$104,000.00
2021	66	71	69	72	278	T62	14,016.00
						Total	**$118,016.00**

Oppermann, Steve (74.00)

Year	1st	2nd	3rd	4th	Total	Finish	Money
1966	71	71	78	74	294	T58	
1968	74	76			150	CUT	
						Total	

Ortiz, Carlos (68.42)

Year	1st	2nd	3rd	4th	Total	Finish	Money
2015	68	70			138	CUT	
2016	69	67	73	64	272	T42	$20,160.00
2019	69	64	66	71	270	T39	22,940.00
2020	72	69			141	CUT	
						Total	**$43,100.00**

Overton, James (80.79)

Year	1st	2nd	3rd	4th	Total	Finish	Money
1954	84	80	84	83	331	T70	
1955	76	74	84	84	318	69	
1956	78	77	78	77	310	T66	
1961	91	81			172	CUT	
						Total	

Overton, Jeff (68.77)

Year	1st	2nd	3rd	4th	Total	Finish	Money
2006	71	73			144	CUT	
2007	65	67	66	70	268	T2	$373,333.33
2008	71	69			140	CUT	
2012	69	69	67	69	274	T37	21,320.00
2013	68	71	72	65	276	T29	32,263.75
2014	70	67	67	68	272	T32	29,326.67
2015	68	71			139	CUT	
						Total	**$456,243.75**

Owen, Greg (69.25)

Year	1st	2nd	3rd	4th	Total	Finish	Money
2005	75	71			146	CUT	
2006	68	69	73	68	278	T12	$92,142.86
2007	68	72			140	CUT	
2009	68	70	66	68	272	T32	24,820.00
2010	69	67	65	70	271	T53	11,433.27
2012	72	68			140	CUT	
2013	68	69	75	68	280	T60	11,448.00
2016	67	69	68	68	272	T42	20,160.00
2017	68	72			140	CUT	
						Total	**$160,004.13**

Owen, Jim (75.75)

Year	1st	2nd	3rd	4th	Total	Finish	Money
1966	76	71	76	80	303	68	
						Total	

Owens, Charles (74.50)

Year	1st	2nd	3rd	4th	Total	Finish	Money
1973	74	75			149	CUT	
						Total	

Owens, Clarence (75.50)

Year	1st	2nd	3rd	4th	Total	Finish	Money
1949	73	74	76	79	302	40	
						Total	

Ozaki, Naomichi (71.80)

Year	1st	2nd	3rd	4th	Total	Finish	Money
1996	68	77	74	71	290	T58	$3,960.00
1997	68	71	68	76	283	T25	15,152.50
2001	75	70			145	CUT	
						Total	**$19,112.50**

Ozaki, Masashi Jumbo (74.50)

Year	1st	2nd	3rd	4th	Total	Finish	Money
1988	77	72			149	CUT	
						Total	

Pace, Roy (71.63)

Year	1st	2nd	3rd	4th	Total	Finish	Money
1966	69	74	73	74	290	T48	$210.00
1970	72	70	74	71	287	T52	300.00
1971	71	72	71	67	281	T18	1,941.80
1973	72	69	72	68	281	T50	498.66
1974	69	72	72	69	282	T35	1,063.10
1975	76	72	72	78	298	T63	395.00
						Total	**$4,408.56**

Paddock, Harold (75.25)

Year	1st	2nd	3rd	4th	Total	Finish	Money
1951	77	77	75	77	306	T43	
1953	72	71	76	75	294	T43	
1955	79	72	76	76	303	T59	
						Total	

Padgett, Don (71.00)

Year	1st	2nd	3rd	4th	Total	Finish	Money
1974	71	70	74	69	284	T42	$707.82
						Total	**$707.82**

Painter, Anthony (72.50)

Year	1st	2nd	3rd	4th	Total	Finish	Money
2003	67	75	74	74	290	T78	$8,190.00
						Total	**$8,190.00**

Page, Carter (69.00)

Year	1st	2nd	3rd	4th	Total	Finish	Money
2019	70	68			138	CUT	
						Total	

Palmer, Arnold (70.31)

Year	1st	2nd	3rd	4th	Total	Finish	Money
1955	72	75	71	73	291	T33	
1957	74	72	73		219	W/D	
1962	71	76	68	69	284	T5	$1,600.00
1964	70	75	70	71	286	T13	845.00
1965	72	74	70	67	283	T14	1,450.00
1966	71	71	68	69	279	T6	3,433.33
1967	69	68	68	66	271	3	9,375.00
1968	69	71	66	67	273	T5	5,270.83
1970	64	67	74	71	276	T5	6,540.00
1972	69	66	68	70	273	T3	9,750.00
1973	69	68	70	69	276	T18	2,092.37
1974	74	72			146	CUT	
1975	77	73	72	66	288	T20	2,305.00
						Total	**$42,661.53**

Palmer, Johnny (71.73)

Year	1st	2nd	3rd	4th	Total	Finish	Money
1941	144	72	74		290	T11	$123.33
1946					288	T18	
1947					289	T3	1,200.00
1948	70	72	69	71	282	4	800.00
1949	67	71	72	70	280	T7	560.00
1950	70	70	76	65	281	4	800.00

1951	74	75	70	74	293	T13	182.00
1952	71	72	73	70	286	T18	115.00
1953	74	70	72	73	289	T25	
1954	77	69	72	73	291	T12	210.00
1955	73	75	70	69	287	T25	25.00
						Total	**$4,015.33**

Palmer, Ray (78.75)

Year	1st	2nd	3rd	4th	Total	Finish	Money
1954	76	79	78	82	315	T64	
						Total	

Palmer, Ryan (70.79)

Year	1st	2nd	3rd	4th	Total	Finish	Money
2004	71	80			151	CUT	
2006	71	65	73	67	276	5	$200,000.00
2007	68	70	70	68	276	T33	27,625.00
2008	73	72			145	CUT	
2017	72	71			143	CUT	
						Total	**$227,625.00**

Palmer, Wallace (77.25)

Year	1st	2nd	3rd	4th	Total	Finish	Money
1954	73	74	80	82	309	60	
						Total	

Pampling, Rod (69.79)

Year	1st	2nd	3rd	4th	Total	Finish	Money
2002	72	73			145	CUT	
2004	69	71	70	68	278	T16	$73,600.00
2009	69	65	68	71	273	T44	14,218.80
2010	73	70			143	CUT	
2011	68	69	66	69	272	T30	28,964.00
2012	68	66	70	68	272	T28	36,920.00
2013	74	73			147	CUT	
2016	69	71			140	CUT	
2018	73	70			143	CUT	
2019	70	71			141	CUT	
						Total	**$153,702.80**

Pan, C.T. (67.81)

Year	1st	2nd	3rd	4th	Total	Finish	Money
2017	67	70	69	70	276	63	$12,412.00
2018	65	64	67	66	262	T2	528,000.00
2020	68	64	76	69	277	T69	13,120.00
2021	68	69	66	67	270	T29	41,013.33
						Total	**$594,545.33**

Panasik, Bob (77.50)

Year	1st	2nd	3rd	4th	Total	Finish	Money
1965	77	78			155	CUT	
						Total	

Pancratz, Bobby (73.00)

Year	1st	2nd	3rd	4th	Total	Finish	Money
1986	71	75			146	CUT	
						Total	

Paolini, Brinson (69.25)

Year	1st	2nd	3rd	4th	Total	Finish	Money
2020	71	66	66	74	277	T69	$13,120.00
						Total	**$13,120.00**

Pappas, Brenden (70.06)

Year	1st	2nd	3rd	4th	Total	Finish	Money
2002	74	71			145	CUT	
2003	71	68	70	66	275	T5	$142,392.86
2004	66	71	76	71	284	T46	13,468.80
2008	69	67	69	70	275	T53	11,773.71
2010	74	68			142	CUT	
						Total	**$167,635.37**

Pappas, Deane (72.29)

Year	1st	2nd	3rd	4th	Total	Finish	Money
1999	72	71	75	72	290	T57	$5,746.00
2002	80	74			154	CUT	
2003	73	70	67	75	285	T61	9,495.00
2004	70	70	70	73	283	T35	20,825.45
						Total	**$36,066.45**

Park, Jin (69.00)

Year	1st	2nd	3rd	4th	Total	Finish	Money
2008	69	71			140	CUT	
2013	67	69	70	68	274	T20	$57,416.66
						Total	**$57,416.66**

Park, S.J. (72.50)

Year	1st	2nd	3rd	4th	Total	Finish	Money
2015	71	74			145	CUT	
						Total	

Parker, Bill (76.00)

Year	1st	2nd	3rd	4th	Total	Finish	Money
1958	76	76			152	CUT	
						Total	

Parker, Roger (77.00)

Year	1st	2nd	3rd	4th	Total	Finish	Money
1977	78	76			154	CUT	
						Total	

Parker, Ronnie (83.67)

Year	1st	2nd	3rd	4th	Total	Finish	Money
1979	79	86			165	CUT	
1982	86				86	W/D	
						Total	

Parks, Sam (72.50)

Year	1st	2nd	3rd	4th	Total	Finish	Money
1941	149	73	70		292	T16	
1942	150	70	68		288	17	$75.00
						Total	**$75.00**

Parnevik, Jesper (70.12)

Year	1st	2nd	3rd	4th	Total	Finish	Money
1994	76	75			151	CUT	
1995	70	68	68	72	278	6	$54,000.00
1997	72	70	71	73	286	T41	7,220.00
1999	65	63	67	70	265	1	468,000.00
2000	69	69	74	70	282	T8	81,000.00
2003	70	72	72	65	279	T22	39,487.50
2004	72	68	69	73	282	T27	31,970.00
						Total	**$681,677.50**

Parry, Craig (71.67)

Year	1st	2nd	3rd	4th	Total	Finish	Money
1992	73	69	68	69	279	T3	$53,437.50
1993	71	72	74	72	289	T33	7,925.00
1994	69	71	75	72	287	T33	8,287.50
1995	72	75			147	CUT	
1996	72	72	70	71	285	T23	13,507.50
1998	69	75			144	CUT	
2004	69	69	75	76	289	67	9,568.00
						Total	**$92,725.50**

Parson, Don (73.00)

Year	1st	2nd	3rd	4th	Total	Finish	Money
1970	75	71			146	CUT	
						Total	

Parsons, Lucas (75.00)

Year	1st	2nd	3rd	4th	Total	Finish	Money
1996	79	71			150	CUT	
						Total	

Pate, Jerry (71.78)

Year	1st	2nd	3rd	4th	Total	Finish	Money
1976	71	72	68	71	282	T47	$605.00
1980	70	74	70	67	281	T2	16,500.00
1981	74	74	72	70	290	T19	3,765.00
1994	73	74			147	CUT	
1995	74	68	73	77	292	T65	3,075.00
						Total	**$23,945.00**

Pate, Steve (72.82)

Year	1st	2nd	3rd	4th	Total	Finish	Money
1985	78	75			153	CUT	
1986	71	72	72	72	287	T28	$3,400.00
1988	73	70	70	70	283	T15	17,000.00
1990	74	74			148	CUT	
1993	77	72			149	CUT	
1994	73	72	76	69	290	T56	3,330.00
1995	74	74			148	CUT	
1997	72	75			147	CUT	
1998	73	73			146	CUT	
2000	70	71	74	74	289	T42	10,800.00
2002	71	80			151	CUT	
2004	69	70	75	71	285	T51	11,009.33
						Total	**$45,539.33**

Patton, Billy (72.50)

Year	1st	2nd	3rd	4th	Total	Finish	Money
1953	74	72	75	69	290	T28	
						Total	

Pauley, Don (76.00)

Year	1st	2nd	3rd	4th	Total	Finish	Money
1958	76				76	W/D	
						Total	

Paulson, Carl (72.11)

Year	1st	2nd	3rd	4th	Total	Finish	Money
1996	79	79			158	CUT	
2000	72	72	73	72	289	T42	$10,800.00
2001	72	75			147	CUT	
2002	68	70	73	68	279	T5	144,400.00
2003	68	70	72	71	281	T37	18,450.00
2011	71	73			144	CUT	
						Total	**$173,650.00**

Paulson, Dennis (72.25)

Year	1st	2nd	3rd	4th	Total	Finish	Money
1994	75	73			148	CUT	
1995	71	75			146	CUT	
1999	69	69	75	72	285	T37	$12,220.00
2000	75	68	75	75	293	T62	6,390.00
2002	73	68	70	73	284	T23	32,028.57
						Total	**$50,638.57**

Pavella, Mike (76.29)

Year	1st	2nd	3rd	4th	Total	Finish	Money
1948	73	76	76	80	305	51	
1949	74	76	79		229	W/D	
						Total	

Pavin, Corey (71.80)

Year	1st	2nd	3rd	4th	Total	Finish	Money
1983	73	72	73	71	289	T19	$4,208.89
1984	70	76	70	74	290	T30	2,484.00
1985	75	70	71	71	287	4	19,200.00
1986	76	71			147	CUT	
1987	74	79			153	CUT	
1989	76	72	72	74	294	T59	2,190.00
1996	73	72	70	69	284	T16	25,251.43
2003	69	73	66	72	280	T30	26,742.86
2004	70	69	72	72	283	T35	20,825.45
2005	72	69	75	72	288	T74	9,550.00
2006	75	77			152	CUT	
2008	68	72			140	CUT	
2009	69	68	66	69	272	T32	24,820.00
						Total	**$135,272.63**

Payne, Bob (72.33)

Year	1st	2nd	3rd	4th	Total	Finish	Money
1970	77	75			152	CUT	
1972	68	68	73	74	283	T46	$430.44
1973	72	73			145	CUT	
1976	67	70	73	74	284	T56	465.75
1977	77	75			152	CUT	
1978	72	72	73	69	286	T14	3,840.00
						Total	**$4,736.19**

Payne, Jim (82.50)

Year	1st	2nd	3rd	4th	Total	Finish	Money
1957	79	79			158	CUT	
1958	90	82			172	CUT	

						Total	

Payton, George (74.75)

Year	1st	2nd	3rd	4th	Total	Finish	Money
1945					299	15	$106.00
						Total	**$106.00**

Pearce, Eddie (73.70)

Year	1st	2nd	3rd	4th	Total	Finish	Money
1971	70	72	69	71	282	T28	
1975	76	74	72	72	294	T44	$720.00
1976	71	68	70	65	274	T6	7,475.00
1977	81	77			158	CUT	
1978	73	75			148	CUT	
1979	73	76	71	76	296	T51	585.00
1980	75	79			154	CUT	
1981	75	72	75	77	299	T67	609.00
1993	85				85	W/D	
						Total	**$9,389.00**

Pearson, Rick (74.25)

Year	1st	2nd	3rd	4th	Total	Finish	Money
1982	74	73			147	CUT	
1989	75	75			150	CUT	
						Total	

Peck, Cameron (71.00)

Year	1st	2nd	3rd	4th	Total	Finish	Money
2008	71	71			142	CUT	
						Total	

Peck, Mike (77.25)

Year	1st	2nd	3rd	4th	Total	Finish	Money
1980	74	79			153	CUT	
1983	78	78			156	CUT	
						Total	

Pedigo, Roger (82.50)

Year	1st	2nd	3rd	4th	Total	Finish	Money
1960	84	81			165	CUT	
						Total	

Peege, Dave (74.50)

Year	1st	2nd	3rd	4th	Total	Finish	Money
1992	79	75			154	CUT	
1993	71	72	76	74	293	T61	$3,195.00
						Total	**$3,195.00**

Peeples, Glenn (77.50)

Year	1st	2nd	3rd	4th	Total	Finish	Money
1957	79	76			155	CUT	
						Total	

Peete, Calvin (74.18)

Year	1st	2nd	3rd	4th	Total	Finish	Money
1976	74	74			148	CUT	
1977	74	74			148	CUT	
1978	77	68	71	76	292	T51	$576.00
1979	74				74	W/D	
1981	72	74	71	77	294	T45	825.75
1984	74	77			151	CUT	
1990	76	78			154	W/D	
						Total	**$1,401.75**

Penecale, Sam (75.25)

Year	1st	2nd	3rd	4th	Total	Finish	Money
1954	73	77	77	74	301	T43	
						Total	

Penna, Toney (73.06)

Year	1st	2nd	3rd	4th	Total	Finish	Money
1945					295	12	$160.00
1946					288	T18	50.00
1948	72	75	73	69	289	T14	180.00
1951	71	78	73	75	297	T27	
						Total	**$390.00**

Peoples, David (72.40)

Year	1st	2nd	3rd	4th	Total	Finish	Money
1983	77	75			152	CUT	
1984	70	71	71	74	286	T8	$10,800.00
1986	72	73	74	74	293	T65	1,035.00
1987	77				77	W/D	
1988	74	73			147	CUT	
1990	75	73			148	CUT	
1991	69	72	72	76	289	T65	2,612.50
1992	70	69	73	75	287	T41	4,375.00
1994	67	75	74	73	289	T44	4,062.50
1995	68	72	77	72	289	55	3,450.00
1996	77	73			150	CUT	
2000	70	69	78	71	288	T34	14,512.50
2001	70	72	70	67	279	T19	42,420.00
2002	70	70	73	71	284	T23	32,028.57
						Total	**$115,296.07**

Percy, Cameron (68.56)

Year	1st	2nd	3rd	4th	Total	Finish	Money
2010	68	70			138	CUT	
2011	68	70			138	CUT	
2013	68	68	74	70	280	T60	$11,448.00
2015	65	66	67	74	272	T38	23,220.00
2016	71	64	66	70	271	T33	27,751.11
2017	75	65			140	CUT	
2018	67	67	70	65	269	T33	33,900.00
2020	71					WD	
2021	67	67	68	70	272	T37	26,560.00
						Total	**$122,879.11**

Pereira, Milo (70.00)

Year	1st	2nd	3rd	4th	Total	Finish	Money
2021	73	67			140	CUT	
						Total	

Perez, Pat (70.07)

Year	1st	2nd	3rd	4th	Total	Finish	Money
2002	71	75			146	CUT	
2003	72	71	72	71	286	T69	$9,000.00
2011	68	69	68	65	270	T17	65,780.00
2013	72	71			143	CUT	
2019	70	67			137	CUT	
2020	69					WD	
						Total	**$74,780.00**

Perkins, Travis (70.00)

Year	1st	2nd	3rd	4th	Total	Finish	Money
2008	71	69			140	CUT	
						Total	

Perks, Craig (76.00)

Year	1st	2nd	3rd	4th	Total	Finish	Money
2000	78	75			153	CUT	
2001	69	74			143	CUT	
2005	76	76			152	CUT	
2007	80	80			160	CUT	
						Total	

Pernice Jr., Tom (71.13)

Year	1st	2nd	3rd	4th	Total	Finish	Money
1986	75	77			152	CUT	
1987	76	77			153	CUT	
1988	74	74			148	CUT	
1997	74	75			149	CUT	
1998	72	76			148	CUT	
1999	73	72			145	CUT	
2003	69	72	69	71	281	T37	$18,450.00
2004	66	68	73	69	276	7	154,100.00
2005	72	69	71	74	286	T68	10,000.00
2008	68	66	69	66	269	T26	40,672.50
2009	68	68	69	70	275	T57	11,271.00
2010	68	70			138	CUT	
2011	74	69			143	CUT	
2012	70	68	74	70	282	T66	10,660.00
						Total	**$245,153.50**

Pero, Mike (75.50)

Year	1st	2nd	3rd	4th	Total	Finish	Money
1992	76	75			151	CUT	
						Total	

Perry, Chris (72.48)

Year	1st	2nd	3rd	4th	Total	Finish	Money
1985	78	73			151	CUT	
1986	74	75			149	CUT	
1987	74	75	73	68	290	T14	$11,100.00
1988	73	71	72	74	290	T57	2,210.00
1989	75	73	75	73	296	T68	2,000.00
1990	73	78			151	CUT	
1991	68	71	75	69	283	T25	7,891.67
1992	75	73			148	CUT	
1995	73	69	70	72	284	T29	9,332.15
1996	76	72			148	CUT	
1997	76	72			148	CUT	
1998	66	75	68	77	286	T38	9,680.00
1999	69	71	73	70	283	T25	19,846.67
2000	71	71	69	70	281	T5	109,500.00
2001	77	69			146	CUT	
						Total	**$171,560.49**

Perry, Kenny (71.52)

Year	1st	2nd	3rd	4th	Total	Finish	Money
1987	72	76	76	73	297	T54	$1,350.00
1988	71	70	70	70	281	T6	32,375.00
1989	70	70	72	72	284	T8	30,000.00
1990	72	72	72	72	288	T19	12,409.09
1991	73	70	71	67	281	T17	17,500.00
1992	67	74	74	68	283	T20	13,035.72
1993	76	71	74	72	293	T61	3,195.00
1994	72	74			146	CUT	
1995	68	72	74	71	285	T36	7,065.00
1996	71	74	69	72	286	T35	8,130.00
1997	68	76			144	CUT	
1998	71	75			146	CUT	
1999	72	71	69	72	284	T31	15,080.00
2000	73	70	69	70	282	T8	81,000.00
2001	69	69	70	72	280	T24	29,050.00
2003	69	70	73	75	287	T72	8,685.00
2006	73	71			144	CUT	
						Total	**$258,874.81**

Persons, Peter (73.50)

Year	1st	2nd	3rd	4th	Total	Finish	Money
1990	78	75			153	CUT	
1992	70	72	73	76	291	T65	$2,575.00
1993	73	71	74	73	291	T43	4,680.00
						Total	**$7,255.00**

Peterson, John (70.50)

Year	1st	2nd	3rd	4th	Total	Finish	Money
2014	70	71			141	CUT	
						Total	

Peterson, Les (76.50)

Year	1st	2nd	3rd	4th	Total	Finish	Money
1970	80	73			153	CUT	
						Total	

Peterson, Matt (75.00)

Year	1st	2nd	3rd	4th	Total	Finish	Money
2002	73	77			150	CUT	
						Total	

Peterson, Paul (67.25)

Year	1st	2nd	3rd	4th	Total	Finish	Money
2019	68	66	68	67	269	T36	$30,483.34
						Total	**$30,483.34**

Peterson, Stan (86.50)

Year	1st	2nd	3rd	4th	Total	Finish	Money
1957	86				86	W/D	
1958	87				87	W/D	
						Total	

Petri, Randy (73.00)

Year	1st	2nd	3rd	4th	Total	Finish	Money
1969	69	77			146	CUT	
						Total	

Petrovic, Tim (69.40)

Year	1st	2nd	3rd	4th	Total	Finish	Money
2002	74	72			146	CUT	
2003	74	68	67	72	281	T37	$18,450.00
2004	69	69	79	68	285	T51	11,009.34
2005	70	69	70	69	278	T28	33,250.00
2006	68	69	77	74	288	66	10,400.00
2007	68	65	68	67	268	T2	373,333.34
2008	70	70			140	CUT	
2009	66	68	69	68	271	T24	39,461.25
2010	66	68	66	65	265	T12	96,900.00
2011	68	66	67	69	270	T17	65,780.00
2014	67	72			139	CUT	
2015	74	71			145	CUT	
						Total	**$648,583.93**

Pettersson, Carl (68.98)

Year	1st	2nd	3rd	4th	Total	Finish	Money
2003	70	70	79	75	294	86	$7,560.00
2004	67	72	72	72	283	T35	20,825.45
2005	69	67	69	69	274	T11	120,000.00
2006	68	75			143	CUT	
2007	66	67	68	68	269	5	200,000.00
2008	64	61	66	68	259	1	918,000.00
2009	70	65	71	73	279	T67	10,455.00
2010	69	69			138	CUT	
2011	65	70	63	69	267	T4	196,040.00
2012	62	68	68	68	266	T4	214,933.33
2013	72	69			141	CUT	
2014	67	65	71	67	270	T18	66,780.00
2015	64	67	68	67	266	T6	174,825.00
2017	72	73			145	CUT	
2018	69	75			144	CUT	
2020	74	75			144	CUT	
						Total	**$1,929,418.78**

Pfeil, Mark (72.97)

Year	1st	2nd	3rd	4th	Total	Finish	Money
1976	72	70	75	72	289	T74	
1977	74	75			149	CUT	
1978	73	71	75	72	291	T39	$866.00
1980	71	70	72	73	286	T17	3,625.00
1981	71	76	75	77	299	T67	609.00
1982	69	75	76	75	295	T22	2,785.00
1983	74	70	71	71	286	T12	8,800.00
1984	72	75	71	72	290	T30	2,484.00
1985	76	74			150	CUT	
						Total	**$19,169.00**

Phillips, Bob (75.50)

Year	1st	2nd	3rd	4th	Total	Finish	Money
1973	77	74			151	CUT	
						Total	

Phillips, Frank (72.75)

Year	1st	2nd	3rd	4th	Total	Finish	Money
1958					279	T10	$550.00
1961	74	76	74	76	300	T41	
1962	73	75	73	73	294	T35	150.00
						Total	**$700.00**

Picard, Henry (71.83)

Year	1st	2nd	3rd	4th	Total	Finish	Money
1938	143	73	71		287	T11	$130.00
1939	141	73	74		288	8	230.00
1942	142	75	70		287	T15	82.50
						Total	**$442.50**

Piercy, Scott (67.80)

Year	1st	2nd	3rd	4th	Total	Finish	Money
2009	73	67			140	CUT	
2010	66	66	64	68	264	T8	$142,800.00
2014	70	64	69	65	268	T12	116,600.00
2016	70	67	67	72	276	T63	11,760.00
2018	70	67	66	69	272	T45	16,515.00
2019	69	66	65	68	269	T36	30,483.33
2020	68	66	74	69	277	T69	13,120.00
2021	64	66	69	69	268	T15	91,342.22
						Total	**$422.620.55**

Pierot, Billy (72.63)

Year	1st	2nd	3rd	4th	Total	Finish	Money
1986	74	71	71	72	288	T33	$2,425.00
1989	76	70	76	71	293	T50	2,348.89
						Total	**$4,773.89**

Pigott, Chris (74.50)

Year	1st	2nd	3rd	4th	Total	Finish	Money
1978	75	74			149	CUT	
						Total	

Piller, Martin (70.17)

Year	1st	2nd	3rd	4th	Total	Finish	Money
2011	69	74			143	CUT	
2016	71	69			140	CUT	
2018	70	68			138	CUT	
						Total	

Pinckney, Scott (70.33)

Year	1st	2nd	3rd	4th	Total	Finish	Money
2015	73	74			147	CUT	
2016	67	67	67	74	275	T57	$12,376.00
						Total	**$12,376.00**

Pinns, Gary (75.67)

Year	1st	2nd	3rd	4th	Total	Finish	Money
1980	72	73	80	76	301	T76	
1985	73	80			153	CUT	
						Total	

Pittman, Jerry (73.17)

Year	1st	2nd	3rd	4th	Total	Finish	Money
1960	73	72	71	74	290	T27	$140.00
1963	74	71	73	75	293	T48	
1965	71	77	75	72	295	T62	
						Total	**$140.00**

Pitzer, Greg (75.50)

Year	1st	2nd	3rd	4th	Total	Finish	Money
1979	72	79			151	CUT	
						Total	

Player, Gary (70.71)

Year	1st	2nd	3rd	4th	Total	Finish	Money
1957	71	68	68	73	280	T3	$1,100.00
1958	70	70	69	69	278	T7	700.00
1959	77	72			149	W/D	
1960	70	68	72	69	279	5	1,100.00
1963	66	74	69	69	278	T7	1,400.00
1965	73	72	72	66	283	T14	1,450.00
1967	68	68	73	70	279	T12	2,400.00
1968	69	67	69	69	274	T8	3,895.83
1969	69	68	68	70	275	5	6,560.00
1970	70	63	73	65	271	1	36,000.00
1971	75	70	69	71	285	T48	366.04
1972	70	66	67		203	DQ	
1974	69	72	67	70	278	T18	2,754.14
1975	76	70	77	69	292	T40	945.00
1976	72	67	70	72	281	T40	851.00
1977	71	74	72	68	285	T14	3,642.50
1978	74	73	72	68	287	T19	2,352.00
1979	70	71	71	71	283	T2	22,000.00
1980	72	70	72	75	289	T37	1,075.00
1981	71	73	73	76	293	T35	1,324.50
1982	72	73	76	73	294	T18	4,050.00
1983	72	75	73	74	294	T50	974.00
						Total	**$94,940.01**

Poe, Henry (72.25)

Year	1st	2nd	3rd	4th	Total	Finish	Money
1941	141	76	72		289	10	$170.00
						Total	$170.00

Pohl, Dan (72.55)

Year	1st	2nd	3rd	4th	Total	Finish	Money
1980	71	72	74	73	290	T44	$777.00
1981	71	72	70	74	287	T7	8,121.43
1982	77	74			151	CUT	
1984	73	75	73	72	293	T48	1,032.00
1985	68	74	71	75	288	T5	13,560.00
1986	71	69	70	73	283	T13	9,375.00
1987	74	69	78	71	292	T20	5,712.00
1988	74	72			146	CUT	
1989	72	74	71	73	290	T28	6,368.75
1991	73	69	70	75	287	T58	2,762.50
1992	73	74			147	CUT	
1995	72	73			145	CUT	
1996	74	74			148	CUT	
						Total	**$47,708.68**

Points, D.A. (68.78)

Year	1st	2nd	3rd	4th	Total	Finish	Money
2005	72	66	70	69	277	T21	$48,357.14
2006	69	73	74	71	287	T64	10,550.00
2009	70	70			140	CUT	
2012	68	68	67	71	274	T37	21,320.00
2014	67	65	70	68	270	T18	66,780.00
2015	72	72			144	CUT	
2016	70	66	63	69	268	T14	92,400.00
2017	69	66	73	70	278	T69	11,600.00
2018	64	64	68	67	263	T4	264,000.00
						Total	**$515,007.14**

Poole, Stephen (67.75)

Year	1st	2nd	3rd	4th	Total	Finish	Money
2008	66	71	69	65	271	T36	$25,143.00
						Total	**$25,143.00**

Pooley, Don (73.31)

Year	1st	2nd	3rd	4th	Total	Finish	Money
1976	77	70			147	CUT	
1978	74	73	76	75	298	T66	$420.00
1980	76	76			152	CUT	
1989	71	74	75	67	287	T11	22,000.00
1993	74	72	70	73	289	T33	7,925.00
						Total	**$30,345.00**

Pope, Andy (68.50)

Year	1st	2nd	3rd	4th	Total	Finish	Money
2019	67	70			137	CUT	
						Total	

Porter, Andy (68.50)

Year	1st	2nd	3rd	4th	Total	Finish	Money
2019	67	70			137	CUT	
						Total	

Porter, Joe (73.38)

Year	1st	2nd	3rd	4th	Total	Finish	Money
1970	71	70	76	71	288	T59	$300.00
1973	74	69			143	CUT	
1975	79				79	W/D	
1977	78	75			153	CUT	
1978	72	72	76	71	291	T39	866.00
						Total	**$1,166.00**

Porter, Lee (73.12)

Year	1st	2nd	3rd	4th	Total	Finish	Money
1989	77	75			152	CUT	
1993	75	75			150	CUT	
1995	72	72			144	CUT	
1996	80	74			154	CUT	
1997	77	73			150	CUT	
1998	76	75			151	CUT	
1999	75	68	71	73	287	T44	$8,320.00
2000	72	77			149	CUT	
2001	71	69	70	72	282	T36	14,365.91
2002	67	71	71	73	282	T14	64,600.00
						Total	**$87,285.91**

Poston, J.T. (68.29)

Year	1st	2nd	3rd	4th	Total	Finish	Money
2017	67	69	67	71	274	T50	$13,548.80
2018	71	73			144	CUT	
2019	65	65	66	62	258	WIN	1,116,000.00
2021	71	69			140	CUT	
						Total	**$1,129,541.80**

Pott, Johnny (71.44)

Year	1st	2nd	3rd	4th	Total	Finish	Money
1957	75	72	72	69	288	T22	$155.00
1958	68	73	70	75	286	T24	150.00
1960	70	72	73	71	286	T14	510.00
1965	71	74	72	74	291	T48	126.00
1966	73	72	69	69	283	T15	1,550.00
1967	65	68	72	78	283	T29	843.75
1968	70	70	73	69	282	T34	773.44
1969	73	71			144	CUT	
1970	72	71	72	71	286	T45	428.57
						Total	**$4,536.76**

Potter, Jr., Ted (69.50)

Year	1st	2nd	3rd	4th	Total	Finish	Money
2013	69	72			141	CUT	
2019	64	70	71	68	273	T60	$13,144.00
2020	70	70			140	CUT	
2021	64	77			141	CUT	
						Total	**$13,144.00**

Poulter, Ian (69.00)

Year	1st	2nd	3rd	4th	Total	Finish	Money
2011	69	69			138	CUT	
						Total	

Pounders, Leon (75.25)

Year	1st	2nd	3rd	4th	Total	Finish	Money
1953	73	74	78	76	301	T61	
						Total	

Powell, Jimmy (74.70)

Year	1st	2nd	3rd	4th	Total	Finish	Money
1960	75	77			152	CUT	
1962	70	78	71	79	298	T46	
1963	71	74	75	77	297	T60	
						Total	

Power, Seamus (69.06)

Year	1st	2nd	3rd	4th	Total	Finish	Money
2017	67	70	74		211	T83	$10,034.00
2018	74	69			143	CUT	
2019	69	69	71	69	273	T60	13,144.00
2020	68	69	67	66	270	T27	46,720.00
2021	67	70	72	68	277	T60	14,336.00
						Total	**$84,234.00**

Powers, Greg (75.35)

Year	1st	2nd	3rd	4th	Total	Finish	Money
1976	73	73			146	CUT	
1978	78	75			153	CUT	
1979	71	74	78	81	304	T74	$477.50
1980	77	71			148	CUT	
1981	79	76			155	CUT	
1982	74	71	80	83	308	75	570.00
1983	71	80			151	CUT	
1984	71	75	71	75	292	T41	1,400.00
1985	75	71	77	79	302	T69	800.00
						Total	**$3,247.50**

Powers, Lou (77.00)

Year	1st	2nd	3rd	4th	Total	Finish	Money
1954	82	72			154	CUT	
						Total	

Preisinger, George (76.00)

Year	1st	2nd	3rd	4th	Total	Finish	Money
1956	79	74	76		229	W/D	
1957	80	71			151	CUT	
						Total	

Prentice, Charles (74.94)

Year	1st	2nd	3rd	4th	Total	Finish	Money
1957	73	74	74	73	294	T37	
1959	75	74	75	78	302	T49	
1960	72	71	75	73	291	T30	$33.33
1961	82	77			159	CUT	
1962	71	79	78		228	CUT	
						Total	**$33.33**

Presnell, Alistair (69.00)

Year	1st	2nd	3rd	4th	Total	Finish	Money
2013	67	71	67	71	276	T29	$32,263.75
						Total	**$32,263.75**

Price, Aron (67.50)

Year	1st	2nd	3rd	4th	Total	Finish	Money
2009	67	67	70	70	274	T54	$11,730.00
2010	67	69	65	65	266	T18	55,947.00
2011	72	65	68	65	270	T17	65,780.00
						Total	**$133,457.00**

Price, Nick (72.45)

Year	1st	2nd	3rd	4th	Total	Finish	Money
1983	71	77	70	74	292	T38	$1,680.00
1988	69	73	73	75	290	T57	2,210.00
1989	72	75	72	71	290	T28	6,368.75
1990	71	71	71	74	287	T10	25,138.88
1991	73	72			145	CUT	
1992	72	73			145	CUT	
						Total	**$35,397.63**

Price, Phillip (71.33)

Year	1st	2nd	3rd	4th	Total	Finish	Money
2002	73	73			146	CUT	
2005	69	71	71	71	282	T51	$11,840.00
						Total	**$11,840.00**

Price, Rick (71.00)

Year	1st	2nd	3rd	4th	Total	Finish	Money
2009	73	69			142	CUT	
						Total	

Price, Tommy (79.00)

Year	1st	2nd	3rd	4th	Total	Finish	Money
1990	78	80			158	CUT	
						Total	

Priddy, Jerry (76.33)

Year	1st	2nd	3rd	4th	Total	Finish	Money
1961	76	76	73		225	DQ	
1962	71	80	82		233	CUT	
						Total	

Pride, Dicky (71.33)

Year	1st	2nd	3rd	4th	Total	Finish	Money
1995	73	74			147	CUT	
1996	76	75			151	CUT	
1997	75	76			151	CUT	
1998	75	71			146	CUT	
1999	75	73			148	CUT	
2001	71	74			145	CUT	
2003	66	70	71	76	283	T49	$10,822.50
2004	72	70			142	CUT	
2007	73	70			143	CUT	
2008	75	68			143	CUT	
2012	69	68	67	72	276	T50	12,542.40
2013	75	72			147	CUT	
2014	67	72			139	CUT	
2016	66	70	65	70	271	T33	27,751.11
2017	66	70	69	69	274	T50	13,548.80
2018	72	75			147	CUT	
						Total	**$64,664.81**

Proben, Robert (77.00)

Year	1st	2nd	3rd	4th	Total	Finish	Money
1988	75	79			154	CUT	
						Total	

Proctor, Art (77.00)

Year	1st	2nd	3rd	4th	Total	Finish	Money
1967	75	79			154	CUT	
						Total	

Proseus, Byron (75.00)

Year	1st	2nd	3rd	4th	Total	Finish	Money
1954	76	74			150	W/D	
						Total	

Proud, Roland (84.00)

Year	1st	2nd	3rd	4th	Total	Finish	Money
1959	82	86			168	CUT	
						Total	

Prugh, Alex (68.74)

Year	1st	2nd	3rd	4th	Total	Finish	Money
2010	69	64	67	69	269	T41	$17,365.50
2011	73	66			139	CUT	
2014	73	70			143	CUT	
2015	70	67	72	66	275	T51	12,787.20
2016	69	66	66	70	271	T33	27,751.11
2019	66	70	73		209	T81	10,912.00
						Total	**$68,815.81**

Pruitt, Dillard (72.78)

Year	1st	2nd	3rd	4th	Total	Finish	Money
1990	75	74			149	CUT	
1991	73	69	70	71	283	T25	$7,891.67
1992	71	71	68	72	282	T11	23,333.33
1993	74	76			150	CUT	
1994	79	79			158	CUT	
1996	75	69	74	70	288	T48	4,432.50
						Total	**$35,657.50**

Pruitt, Ken (75.50)

Year	1st	2nd	3rd	4th	Total	Finish	Money
1959	74	77			151	CUT	
						Total	

Purdy, Ted (70.10)

Year	1st	2nd	3rd	4th	Total	Finish	Money
1999	69	75			144	CUT	
2004	71	68	74	64	277	T8	$110,975.00
2006	71	71	71	69	282	T31	27,750.00
2008	68	68	71	72	279	T75	9,690.00
2009	71	69			140	CUT	
2010	72	69			141	CUT	
2017	67	72			139	CUT	
						Total	**$148,415.00**

Purtzer, Paul (72.25)

Year	1st	2nd	3rd	4th	Total	Finish	Money
1973	68	71	72	78	289	T67	$346.34
						Total	$346.34

Purtzer, Tom (72.55)

Year	1st	2nd	3rd	4th	Total	Finish	Money
1977	76	72			148	CUT	
1978	69	72	77	69	287	T19	$2,352.00
1979	70	71	72	75	288	T6	8,375.00
1980	64	78	77	71	290	T44	777.00
1981	72	74	73	75	294	T45	825.75
1982	70	71	79	78	298	T40	1,080.00
1983	75	69	71	73	288	T17	6,200.00
1984	71	72	74	69	286	T8	10,800.00
1985	73	73	80	70	296	T37	1,760.00
1986	68	72	68	73	281	T6	15,125.00
1987	74	72	75	68	289	T12	13,200.00
1988	74	66	72	69	281	T6	32,375.00
1989	72	73	72	71	288	T15	14,066.67
1990	72	76			148	CUT	
1991	79	73			152	CUT	
1992	72	71	75	73	291	T65	2,575.00
1993	67	77	74	70	288	T27	10,425.00
1994	73	73			146	CUT	
1996	70	73	70	72	285	T23	13,507.50
1997	75	71			146	CUT	
1999	77	71			148	CUT	
2000	73	75			148	CUT	
2001	75				75	DQ	
						Total	**$133,443.92**

Putnam, Andrew (70.50)

Year	1st	2nd	3rd	4th	Total	Finish	Money
2015	74	68			142	CUT	
2021	67	73			140	CUT	

							Total

Putnam, Michael (69.40)

Year	1st	2nd	3rd	4th	Total	Finish	Money
2007	67	68	73	71	279	T57	$11,000.00
2014	68	67	74	68	277	T57	11,660.00
2015	70	68			138	CUT	
						Total	**$22,660.00**

Putnam, Mike (75.25)

Year	1st	2nd	3rd	4th	Total	Finish	Money
1984	74	72	76	79	301	T71	$788.00
						Total	**$788.00**

Quigley, Brett (70.86)

Year	1st	2nd	3rd	4th	Total	Finish	Money
1997	70	76			146	CUT	
1998	69	69	76	75	289	T55	$4,928.00
1999	74	74			148	CUT	
2000	70	75			145	CUT	
2001	68	71	67	67	273	T2	308,000.00
2002	69	73	73	70	285	T30	22,087.50
2003	72	72			144	CUT	
2004	66	71	72	71	280	T19	55,752.00
2006	69	71	68	71	279	T19	65,000.00
2007	70	76			146	CUT	
2009	69	69	69		207	T71	9,792.00
2010	71	67			138	CUT	
						Total	**$465,559.50**

Quigley, Dana (75.67)

Year	1st	2nd	3rd	4th	Total	Finish	Money
1979	75	78			153	CUT	
1981	70	77	80	74	301	T73	$573.00
						Total	**$573.00**

Quinn, Fran (73.75)

Year	1st	2nd	3rd	4th	Total	Finish	Money
1991	82	72			154	CUT	
2011	70	71			141	CUT	
						Total	

Quinney, Jeff (67.92)

Year	1st	2nd	3rd	4th	Total	Finish	Money
2008	70				70	DQ	
2009	70	67	66	68	271	T24	$39,461.25
2010	66	70	64	68	268	T34	25,208.57
2011	63	70	71	70	274	T47	13,748.80
						Total	**$78,418.62**

Rachels, Sammy (75.00)

Year	1st	2nd	3rd	4th	Total	Finish	Money
1980	71	76	72	77	296	T69	$495.00
1984	79				79	W/D	
						Total	**$495.00**

Rafferty, Ronan (71.25)

Year	1st	2nd	3rd	4th	Total	Finish	Money
1992	68	70	74	73	285	T30	$7,594.16
						Total	**$7,594.16**

Ragan, Dave (71.61)

Year	1st	2nd	3rd	4th	Total	Finish	Money
1957	75	72	72	75	294	T37	
1958	70	71	67	75	283	T20	$195.00
1966	69	68	70	70	277	T3	6,250.00
1967	73	73			146	CUT	
1969	71	70	73	75	289	T67	266.67
						Total	**$6,711.67**

Rahm, Jon (69.50)

Year	1st	2nd	3rd	4th	Total	Finish	Money
2016	70	69			139	CUT	
						Total	

Randall, Ross (72.08)

Year	1st	2nd	3rd	4th	Total	Finish	Money
1969	74	74			148	CUT	
1970	74	70			144	CUT	
1974	71	70	75	67	283	41	$903.35
1976	72	71	74	73	290	T78	
						Total	**$903.35**

Randolph, Jonathan (71.00)

Year	1st	2nd	3rd	4th	Total	Finish	Money
2015	70	73			143	CUT	
2017	66	70	75		211	T83	$10,034.00
2018	71	72			143	CUT	
						Total	**$10,034.00**

Randolph, Sam (75.25)

Year	1st	2nd	3rd	4th	Total	Finish	Money
1987	74	74	80	79	307	76	$1,128.00
1989	75	75			150	CUT	
1991	74	71			145	CUT	
						Total	**$1,128.00**

Ransom, Henry (72.85)

Year	1st	2nd	3rd	4th	Total	Finish	Money
1946					287	T16	$120.00
1947					294	T12	282.50
1948	77	68	71	80	296	T41	
1949	71	70	75	74	290	T23	
1950	70	73	71	76	290	T19	70.00
						Total	**$472.50**

Rase, Bill (83.00)

Year	1st	2nd	3rd	4th	Total	Finish	Money
1977	86	80			166	CUT	
						Total	

Rassett, Joey (73.17)

Year	1st	2nd	3rd	4th	Total	Finish	Money
1983	72	71	72	74	289	T19	$4,208.89
1984	72	75	77	71	295	T56	888.00
1988	75	72			147	CUT	
1994	73	74			147	CUT	
						Total	**$5,096.89**

Raulerson, Charles (73.67)

Year	1st	2nd	3rd	4th	Total	Finish	Money
1994	74	68	81	78	301	76	$2,820.00
1999	76	66	70	77	289	T54	5,980.00
2000	70	73	79	72	294	T66	6,120.00
						Total	**$14,920.00**

Rautmann, Dick (73.50)

Year	1st	2nd	3rd	4th	Total	Finish	Money
1970	72	75			147	CUT	
						Total	

Raymond, Lee (75.13)

Year	1st	2nd	3rd	4th	Total	Finish	Money
1960	74	73	74	73	294	T41	
1961	81	71	79	76	307	T57	
						Total	

Reasor, Mike (71.06)

Year	1st	2nd	3rd	4th	Total	Finish	Money
1970	69	71	73	73	286	T45	$428.58
1972	71	69	73	67	280	T30	1,252.00
1973	71	71	70	67	279	T37	903.00
1976	73	71			144	CUT	
1978	78	70			148	CUT	
						Total	**$2,583.58**

Reavie, Chez (68.77)

Year	1st	2nd	3rd	4th	Total	Finish	Money
2009	64	67	68	68	267	T10	$127,500.00
2011	66	69	68	65	268	T9	140,400.00
2012	67	69	71	71	278	T58	11,440.00
2013	68	75			143	CUT	
2015	72	70			142	CUT	
2016	70	72			142	CUT	
2017	66	70	65	71	272	T37	26,100.00
2019	66	67	68	70	271	T48	15,772.80
2020	68	70			138	CUT	
2021	70	72			142	CUT	
						Total	**$351,212.80**

Redman, Doc (68.40)

Year	1st	2nd	3rd	4th	Total	Finish	Money
2018	68	74			142	CUT	
2019	70	72			142	CUT	
2020	67	64	63	68	262	T3	$312,400.00
2021	67	71			138	CUT	
						Total	**$312,400.00**

Reed, Buster (73.25)

Year	1st	2nd	3rd	4th	Total	Finish	Money
1955	77	72	73	71	293	T39	
						Total	

Reed, Patrick (67.33)

Year	1st	2nd	3rd	4th	Total	Finish	Money
2011	66	68	71	73	278	T66	$10,608.00
2013	65	64	71	66	266	1	954,000.00
2014	71	67	67	66	271	T24	41,008.75
2016	66	71	64	69	270	T22	45,665.45
2019	68	66	70	63	267	T22	53,044.45
2020	65	68	67	64	264	T9	168,000.00
						Total	**$1,272,326.65**

Reese, Don (74.67)

Year	1st	2nd	3rd	4th	Total	Finish	Money
1982	72	73	76	77	298	T40	$1,080.00
1989	75	75			150	CUT	
						Total	**$1,080.00**

Reeves, Seth (71.00)

Year	1st	2nd	3rd	4th	Total	Finish	Money
2019	73	69			142	CUT	
						Total	

Reframe, Dean (73.55)

Year	1st	2nd	3rd	4th	Total	Finish	Money
1961	75	78	74	78	305	T53	
1962	74	74	74	75	297	T42	
1964	70	76	72	79	297	T60	
1967	70	70	74	70	284	T36	$597.66
1968	70	70	70	74	284	T49	288.75
1976	76	75			151	CUT	
						Total	**$886.41**

Regalado, Victor (73.72)

Year	1st	2nd	3rd	4th	Total	Finish	Money
1973	75	75			150	CUT	
1976	72	68	69	67	276	T10	$4,715.00
1977	74	73	70	73	290	T49	578.20
1978	75	74			149	CUT	
1979	76	75			151	CUT	
1981	72	73	73	75	293	T35	1,324.50
1982	71	77			148	CUT	
1983	85				85	W/D	
1984	71	74	76	77	298	T67	816.00
1985	74	75	75	74	298	T49	998.00
						Total	**$8,431.70**

Rego, Clyde (77.50)

Year	1st	2nd	3rd	4th	Total	Finish	Money
1984	76	79			155	CUT	
						Total	

Reid, Mike (72.78)

Year	1st	2nd	3rd	4th	Total	Finish	Money
1977	74	74			148	CUT	
1978	72	76			148	CUT	
1979	72	74	76	73	295	T44	$737.86
1980	70	71	70	73	284	T7	7,531.25
1982	70	75	83	74	302	T62	633.00
1983	74	72	70	70	286	T12	8,800.00
1984	73	79			152	CUT	
1985	73	72	76	74	295	T32	2,264.00
1986	75	72			147	CUT	

1987	77	74			151	CUT	
1988	69	71	70	74	284	T18	11,333.33
1990	72	70	67	75	284	T2	110,000.00
1992	68	67	73	71	279	T3	53,437.50
1993	79	71			150	CUT	
1994	70	73	72	70	285	T22	13,521.43
1995	74	72			146	CUT	
1997	73	74			147	CUT	
2001	77	70			147	CUT	
						Total	**$208,258.37**

Reid, Steve (74.08)

Year	1st	2nd	3rd	4th	Total	Finish	Money
1965	74	83			157	CUT	
1966	68	69	76	79	292	T56	
1968	74	73			147	CUT	
1969	74	71			145	CUT	
1970	75	73			148	CUT	
						Total	

Reif, Ron (75.33)

Year	1st	2nd	3rd	4th	Total	Finish	Money
1959	78	70	78	84	310	T62	
1960	76	75			151	CUT	
1961	74	73	75	75	297	T31	$25.00
1973	74	72			146	CUT	
						Total	**$25.00**

Reifers, Kyle (70.25)

Year	1st	2nd	3rd	4th	Total	Finish	Money
2007	70	70			140	CUT	
2012	67	72	66	69	274	T37	$21,320.00
2013	70	72			142	CUT	
2015	68	69	69	68	274	T47	14,526.00
2016	73	74			147	CUT	
2017	70	77			147	CUT	
						Total	**$35,846.00**

Reith, Bob (73.75)

Year	1st	2nd	3rd	4th	Total	Finish	Money
1965	70	73	76	76	295	T62	
						Total	

Reitz, Ronald (76.00)

Year	1st	2nd	3rd	4th	Total	Finish	Money
1969	76	76			152	CUT	
						Total	

Renaud, Bob (81.00)

Year	1st	2nd	3rd	4th	Total	Finish	Money
1956	81				81	W/D	
						Total	

Renner, Jack (72.45)

Year	1st	2nd	3rd	4th	Total	Finish	Money
1978	71	67	73	72	283	T2	$22,200.00
1979	68	71	70	80	289	T9	6,750.00
1980	73	69	76	74	292	T51	588.33
1981	72	76	69	75	292	T28	1,952.14
1982	73	72	72	70	287	3	20,400.00
1983	73	73	72	70	288	T17	6,200.00
1984	72	67	74	72	285	T3	18,040.00
1985	70	75	76	74	295	T32	2,264.00
1986	69	73	71	76	289	T43	1,461.00
1987	75	74	77	70	296	T49	1,480.80
1988	70	72	74	76	292	T66	2,040.00
						Total	**$83,376.27**

Renner, Jim (71.00)

Year	1st	2nd	3rd	4th	Total	Finish	Money
2011	66	70	75	74	285	T72	$10,140.00
2014	72	72			144	CUT	
2015	70	69			139	CUT	
						Total	**$10,140.00**

Restino, John (72.75)

Year	1st	2nd	3rd	4th	Total	Finish	Money
2000	69	71	71	80	291	T53	$6,980.00
						Total	**$6,980.00**

Revolta, Johnny (71.14)

Year	1st	2nd	3rd	4th	Total	Finish	Money
1938	134	73	69		276	2	$750.00
1940	144	68	68		280	T3	412.50
1945					280	3	733.00
1946					289	T23	
1948	72	72	69	73	286	T9	375.00
1949	70	72	73	72	287	T18	125.00
1951	72	75	73	74	294	T18	110.00
						Total	**$2,505.50**

Reynolds, Tom (77.50)

Year	1st	2nd	3rd	4th	Total	Finish	Money
1979	78	77			155	CUT	
						Total	

Rhoads, Rick (72.15)

Year	1st	2nd	3rd	4th	Total	Finish	Money
1968	73	72	74	72	291	T67	
1969	74	73			147	CUT	
1970	76	74			150	CUT	
1971	70	70	73	71	284	T43	$630.00
1972	72	70	74	70	286	T64	347.82
1973	68	71	73	73	285	T62	399.00
						Total	**$1,376.82**

Rhodes, Jr., Art (77.00)

Year	1st	2nd	3rd	4th	Total	Finish	Money
1967	76	78			154	CUT	
						Total	

Rhyan, Dick (73.00)

Year	1st	2nd	3rd	4th	Total	Finish	Money
1965	76	74			150	CUT	
1969	72	72			144	CUT	
1970	75	69			144	CUT	
						Total	

Rhyan, Tad (76.50)

Year	1st	2nd	3rd	4th	Total	Finish	Money
1993	78	75			153	CUT	
						Total	

Rice, Aaron (74.25)

Year	1st	2nd	3rd	4th	Total	Finish	Money
1960	76	69	73	79	297	T50	
						Total	

Richardson, Jr., Jerry (68.33)

Year	1st	2nd	3rd	4th	Total	Finish	Money
2010	70	66	67	67	270	T49	$12,724.50
2011	71	69			140	CUT	
						Total	**$12,724.50**

Riddle, N.C. (80.40)

Year	1st	2nd	3rd	4th	Total	Finish	Money
1953	79				79	W/D	
1954	77	83			160	CUT	
1956	82	81			163	CUT	
						Total	

Ridenhour, C.F. (82.00)

Year	1st	2nd	3rd	4th	Total	Finish	Money
1956	81	83			164	CUT	
						Total	

Ridenhour, Sonny (73.79)

Year	1st	2nd	3rd	4th	Total	Finish	Money
1962	77	80			157	CUT	
1963	74	71	73	77	295	T54	
1964	69	76	74	76	295	T56	
1965	72	76	75	73	296	64	
1966	71	71	73	76	291	T51	
1967	69	75	69	70	283	T29	$843.75
1968	73	73			146	CUT	
1969	68	71	74	70	283	T30	819.20
1970	77	73			150	CUT	
1973	78				78	W/D	
1983	81	80			161	CUT	
						Total	**$1,662.95**

Ridings, Tag (70.07)

Year	1st	2nd	3rd	4th	Total	Finish	Money
2004	69	71	72	71	283	T35	$20,825.46
2005	71	68	75	67	281	T45	14,300.00
2006	66	72	74	69	281	T28	35,500.00
2007	70	66	72	71	279	T57	11,000.00
2008	74	64			138	CUT	
2009	68	73			141	CUT	
2011	70	70			140	CUT	
2013	70	71			141	CUT	
2017	66	70	71	71	278	T69	11,600.00
						Total	**$93,225.46**

Riegel, Skee (71.56)

Year	1st	2nd	3rd	4th	Total	Finish	Money
1949	71	73	74	71	289	T21	
1951	73	75	79		227	W/D	
1952	67	73	69	72	281	T7	$460.00
1953	69	68	71	70	278	5	700.00
1965	70				70	W/D	
						Total	**$1,160.00**

Riegger, John (72.20)

Year	1st	2nd	3rd	4th	Total	Finish	Money
1987	83	77			160	CUT	
1992	73	79			152	CUT	
1998	72	70	76	69	287	T42	$7,480.00
2001	73	67	74	72	286	T66	7,175.00
2002	71	73	74	73	291	T61	8,208.00
2008	67	65	67	69	268	T20	57,324.00
						Total	**$80,187.00**

Riggins, Jim (76.29)

Year	1st	2nd	3rd	4th	Total	Finish	Money
1956	75	75	75	78	303	T50	
1958	74				74	W/D	
1961	76	81			157	CUT	
						Total	

Riley, Chris (69.97)

Year	1st	2nd	3rd	4th	Total	Finish	Money
1999	71	69	71	72	283	T25	$19,846.66
2000	72	74			146	CUT	
2001	74	72			146	CUT	
2002	74	70	69	69	282	T14	64,600.00
2006	69	75			144	CUT	
2007	70	68	74	72	284	T77	9,100.00
2008	68	70			138	CUT	
2009	66	63	66	74	269	T13	95,625.00
2010	67	69	64	64	264	T8	142,800.00
2011	71	72			143	CUT	
						Total	**$331,971.66**

Ring, David (76.67)

Year	1st	2nd	3rd	4th	Total	Finish	Money
1962	75	77	78		230	CUT	
						Total	

Rinker, Larry (73.69)

Year	1st	2nd	3rd	4th	Total	Finish	Money
1983	72	75	71	75	293	T44	$1,209.33
1984	78	76			154	CUT	
1988	73	71	69	71	284	T18	11,333.34
1989	77	71	75	70	293	T50	2,348.88
1990	78	82			160	CUT	
1997	71	68	75	74	288	T49	4,510.60
1998	71	74			145	CUT	
2000	75	71			146	CUT	
2001	76	77			153	CUT	
						Total	**$19,402.15**

Rinker, Lee (72.43)

Year	1st	2nd	3rd	4th	Total	Finish	Money
1995	71	73			144	CUT	

1996	77	72			149	CUT	
1997	73	72			145	CUT	
1998	70	69	72	75	286	T38	$9,680.00
1999	71	70	74	75	290	T57	5,746.00
						Total	**$15,426.00**

Rintoul, Steve (73.25)

Year	1st	2nd	3rd	4th	Total	Finish	Money
1995	71	73			144	CUT	
1996	75	74			149	CUT	
						Total	

Risch, Bob (74.50)

Year	1st	2nd	3rd	4th	Total	Finish	Money
1976	77	72			149	CUT	
						Total	

Roach, Wes (70.09)

Year	1st	2nd	3rd	4th	Total	Finish	Money
2014	70	68	74	65	277	T57	$11,660.00
2016	77				77	W/D	
2019	67	68	68	69	272	T53	14,153.71
2021	70	75			145	CUT	
						Total	**$25,813.71**

Roberts, Brooks (75.75)

Year	1st	2nd	3rd	4th	Total	Finish	Money
1997	76	79			155	CUT	
1999	78	70			148	CUT	
						Total	

Roberts, Loren (72.35)

Year	1st	2nd	3rd	4th	Total	Finish	Money
1983	75	73	75	71	294	T50	$974.00
1984	77	75			152	CUT	
1985	76	73	74	76	299	T53	913.14
1986	72	74			146	CUT	
1987	78	75			153	CUT	
1989	73	71	76	73	293	T50	2,348.89
1990	74	71	73	71	289	T30	8,125.00
1991	71	71	68	68	278	T9	33,750.00
1992	70	69	75	70	284	T27	9,250.00
1993	72	75	75	72	294	T67	3,045.00
1995	71	70	71	69	281	T14	25,500.00
2002	68	72	71	71	282	T14	64,600.00
2003	70	71	71	72	284	T57	10,035.00
2005	74	70			144	CUT	
						Total	**$158,541.03**

Robinson, Bill (75.75)

Year	1st	2nd	3rd	4th	Total	Finish	Money
1969	74	77			151	CUT	
1982	71	81			152	CUT	
						Total	

Robinson, David (72.00)

Year	1st	2nd	3rd	4th	Total	Finish	Money
2009	71	73			144	CUT	
						Total	

Rocha, Alexandre (68.50)

Year	1st	2nd	3rd	4th	Total	Finish	Money
2011	66	66	70	70	272	T30	$28,964.00
2012	68	68	69	71	276	T50	12,542.40
						Total	**$41,506.40**

Rockett, Jr., Glenn (74.00)

Year	1st	2nd	3rd	4th	Total	Finish	Money
1973	75	73			148	CUT	
						Total	

Rodgers, Patrick (68.67)

Year	1st	2nd	3rd	4th	Total	Finish	Money
2014	73				73	W/D	
2015	67	66	67	72	272	T38	$23,220.00
2018	68	67	67	66	268	T24	45,400.00
2019	63	72	74		209	T81	10,912.00
2020	70	66	67	73	276	T66	13,504.00
2021	71	67			138	CUT	
						Total	**$93,036.00**

Rodgers, Phil (71.32)

Year	1st	2nd	3rd	4th	Total	Finish	Money
1962	73	73	69	74	289	T18	$640.00
1963	71	69	70	70	280	T13	875.00
1965	69	71	69	69	278	T2	4,733.33
1966	70	74	72	67	283	T15	1,550.00
1967	70	71	69	73	283	T29	843.75
1968	71	71	72	68	282	T34	773.44
1970	66	72	72	74	284	T36	873.00
1971	72	73	72	69	286	T55	271.43
1973	68	72	69	71	280	T44	633.50
1975	75	73	74	75	297	T59	441.25
1976	73	72			145	CUT	
1977	78	73			151	CUT	
						Total	**$11,634.70**

Rodriguez, Anthony (76.50)

Year	1st	2nd	3rd	4th	Total	Finish	Money
1997	77	76			153	CUT	
						Total	

Rodriguez, Chi Chi (71.47)

Year	1st	2nd	3rd	4th	Total	Finish	Money
1962	68	85			153	CUT	
1963	73	71	71	70	285	T24	$455.00
1967	68	68	72	71	279	T12	2,400.00
1968	75	70	73		218	W/D	
1969	69	68	69	70	276	T6	5,440.00
1970	69	69	72	67	277	T8	5,085.00
1971	72	71	69	71	283	T37	921.50
1972	68	69	69	67	273	T3	9,750.00
1973	68	66	67	66	267	1	42,000.00
1974	69	71	72	70	282	T35	1,063.09
1975	73	69	73	71	286	T12	4,218.75
1976	72	75			147	CUT	
1977	77	71			148	CUT	
1978	74	76			150	CUT	
1981	75	78			153	CUT	
1984	77	83			160	CUT	
1985	74	77			151	CUT	
						Total	**$71,333.34**

Rodríguez, José de Jesús (68.25)

Year	1st	2nd	3rd	4th	Total	Finish	Money
2019	67	67	70	69	273	T60	$13,144.00
						Total	**$13,144.00**

Rody, Tyler (70.50)

Year	1st	2nd	3rd	4th	Total	Finish	Money
2012	73	68			141	CUT	
						Total	

Roelofsz, Bryan (79.50)

Year	1st	2nd	3rd	4th	Total	Finish	Money
1960	76	81			157	CUT	
1962	81	80			161	CUT	
						Total	

Roesink, Martin (71.00)

Year	1st	2nd	3rd	4th	Total	Finish	Money
1969	72	69	69	74	284	T45	$416.00
						Total	**$416.00**

Rogers, Bill (72.31)

Year	1st	2nd	3rd	4th	Total	Finish	Money
1977	73	73	73	68	287	T27	$1,703.75
1981	75	71	70	71	287	T7	8,121.43
1982	69	74	74	72	289	T5	11,400.00
1988	69	72	71	82	294	T75	1,870.00
						Total	**$23,095.18**

Roland, Mike (80.00)

Year	1st	2nd	3rd	4th	Total	Finish	Money
1979	78	82			160	CUT	
						Total	

Rollins, John (70.47)

Year	1st	2nd	3rd	4th	Total	Finish	Money
2000	72	72	73	75	292	T56	$6,690.00
2002	74	69	74	70	287	T44	12,160.00
2003	72	74			146	CUT	
2004	68	73	72	69	282	T27	31,970.00
2005	67	68	71	72	278	T28	33,250.00
2006	64	74	72	72	282	T31	27,750.00
2008	74	70			144	CUT	
2010	64	65	68	65	262	T3	244,800.00
2011	67	67	68	69	271	T25	40,560.00
2012	71	70			141	CUT	
2013	75	70			145	CUT	
2014	75	73			148	CUT	
						Total	**$397,180.00**

Romero, Andres (69.50)

Year	1st	2nd	3rd	4th	Total	Finish	Money
2010	66	67	65	69	267	T28	$33,915.00
2012	70	72			142	CUT	
2013	74	67			141	CUT	
2014	70	66	64	69	269	T14	92,750.00
2016	72	75			147	CUT	
2017	68	71			139	CUT	
2018	71	75			146	CUT	
						Total	**$126,665.00**

Romero, Eduardo (74.75)

Year	1st	2nd	3rd	4th	Total	Finish	Money
1986	71	72	78	78	299	72	$980.00
						Total	$980.00

Rosburg, Bob (71.06)

Year	1st	2nd	3rd	4th	Total	Finish	Money
1954	67	74	70	75	286	T5	$650.00
1955	70	69	71	67	277	T4	853.34
1970	71	69	76	68	284	T36	873.00
1971	73	69	73	71	286	T55	271.43
1972	75				75	W/D	
						Total	**$2,647.77**

Rose, Bob (71.50)

Year	1st	2nd	3rd	4th	Total	Finish	Money
1966	72	69	74	71	286	T35	$550.00
						Total	**$550.00**

Rose, Clarence (73.19)

Year	1st	2nd	3rd	4th	Total	Finish	Money
1982	73	73	76	80	302	T62	$633.00
1983	76	70	75	71	292	T38	1,680.00
1984	71	72	70	73	286	T8	10,800.00
1985	73	76	77	78	304	75	760.00
1986	73	75			148	CUT	
1987	72	68	75	69	284	2	64,800.00
1988	74	71	72	72	289	T51	2,353.33
1989	75	73	73	76	297	T73	1,910.00
1990	74	73	76	70	293	T47	3,171.88
1991	75	78			153	CUT	
1992	77	71			148	CUT	
1993	78	78			156	CUT	
1996	73	69	72	71	285	T23	13,507.50
1997	70	71	68	72	281	T14	32,300.00
1998	73	70	69	75	287	T42	7,480.00
1999	77	70			147	CUT	
						Total	**$139,395.71**

Rose, Justin (68.39)

Year	1st	2nd	3rd	4th	Total	Finish	Money
2004	67	75			142	CUT	
2005	69	65	68	71	273	T6	$156,500.00
2006	72	71			143	CUT	
2009	65	68	65	68	266	T5	172,890.00
2020	73	67			140	CUT	
2021	66	65	69	67	267	T10	148,800.00
						Total	**$478,190.00**

Roseen, Howard (76.00)

Year	1st	2nd	3rd	4th	Total	Finish	Money
1958	78	74			152	CUT	
						Total	

Rosemond, Jack (78.00)

Year	1st	2nd	3rd	4th	Total	Finish	Money
1956	76	80			156	CUT	
						Total	

Ross, Bob (73.63)

Year	1st	2nd	3rd	4th	Total	Finish	Money
1962	74	71	78	78	301	T63	
1970	68	72	72	76	288	T59	$300.00
						Total	**$300.00**

Ross, John (71.00)

Year	1st	2nd	3rd	4th	Total	Finish	Money
1991	71	67	72	71	281	T17	$17,500.00
1992	71	74			145	CUT	
						Total	**$17,500.00**

Rotar, Chuck (74.17)

Year	1st	2nd	3rd	4th	Total	Finish	Money
1964	72	70	73	71	286	T13	$845.00
1965	80	79			159	CUT	
						Total	**$845.00**

Rothrock, Jr., Aubrey (75.75)

Year	1st	2nd	3rd	4th	Total	Finish	Money
1956	80	73	76	74	303	T50	
						Total	

Roy, Jim (74.50)

Year	1st	2nd	3rd	4th	Total	Finish	Money
1983	72	77			149	CUT	
						Total	

Royer, Hugh (72.15)

Year	1st	2nd	3rd	4th	Total	Finish	Money
1960	74	75	76	74	299	T59	
1967	74	71	72	73	290	T61	
1968	70	72	70	71	283	T42	$445.90
1970	70	72	73	67	282	T30	1,147.50
1971	77	68	73	71	289	T66	271.00
						Total	**$1,864.40**

Royer III, Hugh (73.50)

Year	1st	2nd	3rd	4th	Total	Finish	Money
1996	77	72			149	CUT	
1997	71	73			144	CUT	
1998	74	74			148	CUT	
						Total	

Rubis, Ed (73.50)

Year	1st	2nd	3rd	4th	Total	Finish	Money
1964	73	70	78	73	294	T51	
						Total	

Rudolph, Craig (74.50)

Year	1st	2nd	3rd	4th	Total	Finish	Money
1991	77	72			149	CUT	
						Total	

Rudolph, Mason (71.11)

Year	1st	2nd	3rd	4th	Total	Finish	Money
1960	71	70	70	70	281	8	$850.00
1962	69	70	72	73	284	T5	1,600.00
1964	72	71	69	71	283	7	1,800.00
1965	74	70	74	71	289	T37	362.50
1967	72	74			146	CUT	
1968	71	74			145	W/D	
1969	68	71	77	70	286	T54	266.67
1970	71	68	70	70	279	T11	3,528.00
1971	73	71	67	70	281	T18	1,941.80
1972	70	70	73	72	285	T62	347.83
1973	65	73	71	68	277	T29	1,428.00
1974	65	73	72	67	277	T16	3,415.15
1975	73	72	70	70	285	T9	5,625.00
1976	73	70	73	63	279	T26	1,667.50
1978	72	76			148	CUT	
1979	76	81			157	CUT	
						Total	**$22,832.45**

Ruedi, John (75.10)

Year	1st	2nd	3rd	4th	Total	Finish	Money
1954	77	75	79	75	306	T54	
1958	75	72	74	74	295	T54	
1959	75	79			154	CUT	
1960	71	73	73	73	290	T27	$140.00
1961	79	73	73	77	302	T46	
1962	78	77			155	CUT	
						Total	**$140.00**

Ruffels, Ryan (74.50)

Year	1st	2nd	3rd	4th	Total	Finish	Money
2017	77	72			149	CUT	
						Total	

Rule, Jack (72.13)

Year	1st	2nd	3rd	4th	Total	Finish	Money
1962	72	72	73	76	293	T33	$210.00
1967	72	70	69	73	284	T36	597.65
						Total	**$807.65**

Rumford, Brett (71.50)

Year	1st	2nd	3rd	4th	Total	Finish	Money
2008	68	75			143	CUT	
						Total	

Rummells, Dave (72.60)

Year	1st	2nd	3rd	4th	Total	Finish	Money
1986	75	70	71	73	289	T43	$1,461.00
1987	70	73	77	73	293	T30	3,487.50
1988	75	70	68	71	284	T18	11,333.34
1989	76	72	73	69	290	T28	6,368.75
1990	76	76			152	CUT	
1991	71	72	70	72	285	T45	3,575.00
1993	78				78	W/D	
1998	71	73			144	CUT	
						Total	**$26,225.59**

Runyan, Paul (71.55)

Year	1st	2nd	3rd	4th	Total	Finish	Money
1938	139	72	70		281	T3	$500.00
1939	145	75	72		292	T15	26.67
1940	145	66	69		280	T3	412.50
1941	141	78	72		291	T14	85.00
1942	140	75	72		287	T15	82.50
						Total	**$1,106.67**

Rusnak, Gary (74.50)

Year	1st	2nd	3rd	4th	Total	Finish	Money
1996	76	73			149	CUT	
						Total	

Russell, D.A. (74.50)

Year	1st	2nd	3rd	4th	Total	Finish	Money
1994	75	74			149	CUT	
						Total	

Rutan, Chick (75.00)

Year	1st	2nd	3rd	4th	Total	Finish	Money
1945					300	T16	$66.00
						Total	**$66.00**

Ryder, Sam (68.29)

Year	1st	2nd	3rd	4th	Total	Finish	Money
2018	72	64	69	67	272	T45	$16,515.00
2019	68	68	70	67	273	T60	13,144.00
2020	70	70			140	CUT	
2021	68	65	72	66	271	T35	34,080.00
						Total	**$63,739.00**

Rymer, Charlie (72.50)

Year	1st	2nd	3rd	4th	Total	Finish	Money
1995	69	79			148	CUT	
1996	73	73	69	73	288	T48	$4,432.50
1997	74	70			144	CUT	
						Total	**$4,432.50**

Sabbatini, Rory (68.04)

Year	1st	2nd	3rd	4th	Total	Finish	Money
1999	72	77			149	CUT	
2012	68	73			141	CUT	
2013	67	66	72	65	270	T8	$153,700.00
2017	65	68	66	64	263	T4	239,733.33
2018	69	67	64	74	274	T57	13,140.00
2019	63	68	66	67	264	T6	181,128.57
2020	68	73			141	CUT	
2021	66	64	69	68	267	T10	148,800.00
						Total	**$736,501.90**

Sabo, Ed (73.83)

Year	1st	2nd	3rd	4th	Total	Finish	Money
1977	75	72	74	72	293	T59	$464.00
1978	75	75			150	CUT	
						Total	**$464.00**

Sadakata, Akio (73.00)

Year	1st	2nd	3rd	4th	Total	Finish	Money
2003	74	72			146	CUT	
						Total	

Sainz Jr, Carlos (69.50)

Year	1st	2nd	3rd	4th	Total	Finish	Money
2015	69	70			139	CUT	
						Total	

Sanchez, David (70.50)

Year	1st	2nd	3rd	4th	Total	Finish	Money
2012	71	70			141	CUT	
						Total	

Sander, Bill (73.07)

Year	1st	2nd	3rd	4th	Total	Finish	Money
1983	76	75			151	CUT	
1984	79				79	W/D	
1986	74	69	76	73	292	T61	$1,075.00
1987	70	72	75	70	287	T7	18,075.00
1988	75	71			146	CUT	
1989	77	71	72	70	290	T28	6,368.75
1990	73	72	74	70	289	T30	8,125.00
1991	72	69	72	70	283	T25	7,891.67
1992	77	79			156	W/D	
						Total	**$41,535.42**

Sanders, Curt (72.50)

Year	1st	2nd	3rd	4th	Total	Finish	Money
2010	70	75			145	CUT	
						Total	

Sanders, Doug (69.87)

Year	1st	2nd	3rd	4th	Total	Finish	Money
1960	71	71	70	70	282	T9	$775.00
1961	74	70	69	76	289	T10	800.00
1962	72	74	72	74	292	T27	315.00
1963	68	65	68	69	270	1	5,500.00
1964	73	70	66	68	277	2	3,800.00
1965	72	73			145	DQ	
1966	65	70	71	70	276	1	20,000.00
1967	67	68	70	64	269	2	15,000.00
1968	71	69	70	63	273	T5	5,270.84
1970	70	68	70	71	279	T11	3,528.00
1972	68	71	71	67	277	T14	3,300.00
1973	65	68	69	70	272	T7	6,195.00
1975	78	70	70	73	291	T32	1,195.00
1976	71	68	72	70	281	T40	851.00
						Total	**$66,529.84**

Sanders, Monte (74.25)

Year	1st	2nd	3rd	4th	Total	Finish	Money
1956	75	72	76	74	297	T37	
						Total	

Sanger, Reggy (79.00)

Year	1st	2nd	3rd	4th	Total	Finish	Money
1954	79	79			158	CUT	
						Total	

Sann, David (74.50)

Year	1st	2nd	3rd	4th	Total	Finish	Money
1982	75	74			149	CUT	
						Total	

Sanudo, Cesar (74.31)

Year	1st	2nd	3rd	4th	Total	Finish	Money
1969	75	69			144	CUT	
1971	74				74	W/D	
1979	74	74	77	74	299	T66	$510.00
1980	74	76			150	CUT	
1981	78	69	75	77	299	T67	609.00
						Total	**$1,119.00**

Sarazen, Gene (71.75)

Year	1st	2nd	3rd	4th	Total	Finish	Money
1940	140	74	71		285	T10	$143.34
1942	145	73	71		289	T18	57.50
						Total	**$200.84**

Sasaki, Hisayuki (70.88)

Year	1st	2nd	3rd	4th	Total	Finish	Money
1996	69	69	71	74	283	T11	$38,160.00
1997	69	70	69	76	284	T29	11,566.25
						Total	**$49,726.25**

Sattler, John (76.00)

Year	1st	2nd	3rd	4th	Total	Finish	Money
1962	76	76	76		228	CUT	
						Total	

Sauers, Gene (71.80)

Year	1st	2nd	3rd	4th	Total	Finish	Money
1986	69	73	79	69	290	T53	$1,157.50
1987	71	74	70	74	289	T12	13,200.00
1988	71	73	76	70	290	T57	2,210.00
1989	75	70	69	75	289	T24	8,525.00
1990	71	75	71	78	295	T57	2,787.50
1991	70	64	72	69	275	2	135,000.00
1992	70	71	72	71	284	T27	9,250.00
1993	74	69	76	66	285	T12	26,812.50
1994	71	71	74	71	287	T33	8,287.50
1995	70	71	74	72	287	T47	4,035.00
1996	75	70	70	71	286	T35	8,130.00
2004	72	74			146	CUT	
						Total	**$219,395.00**

Saunders, Sam (68.33)

Year	1st	2nd	3rd	4th	Total	Finish	Money
2015	65	69	69	65	268	T14	$94,500.00
2016	66	70	67	74	277	T68	11,312.00
2017	63	68	72	69	272	T37	26,100.00
2018	66	70	67	69	272	T45	16,515.00
2019	72	69			141	CUT	
						Total	**$148,427.00**

Schall, Ken (74.00)

Year	1st	2nd	3rd	4th	Total	Finish	Money
1991	73	75			148	CUT	
						Total	

Scharlau, Herman (72.50)

Year	1st	2nd	3rd	4th	Total	Finish	Money
1954	74	72	70	74	290	T9	$343.33
						Total	**$343.33**

Schenk, Adam (69.70)

Year	1st	2nd	3rd	4th	Total	Finish	Money
2018	69	75			144	CUT	
2019	68	71			139	CUT	
2020	67	67	67	73	274	T51	$15,216.00
2021	70	70			140	CUT	
						Total	**$15,216.00**

Scherrer, Tom (72.06)

Year	1st	2nd	3rd	4th	Total	Finish	Money
1996	74	76			150	CUT	
1999	74	73			147	CUT	
2000	71	72	69	72	284	T16	$45,000.00
2001	74	72			146	CUT	
2002	70	72	75	71	288	T48	9,667.20
2008	71	67			138	CUT	
						Total	**$54,667.20**

Schiene, Marty (72.25)

Year	1st	2nd	3rd	4th	Total	Finish	Money
1993	74	71	74	70	289	T33	$7,925.00
						Total	**$7,925.00**

Schlee, John (71.22)

Year	1st	2nd	3rd	4th	Total	Finish	Money
1967	71	71	72	63	277	T8	$3,687.50
1968	70	74	75	65	284	T49	288.75
1970	74	68	75	70	287	T52	300.00
1973	72	75			147	CUT	
1974	71				71	W/D	
1976	70	67	69	71	277	T16	3,220.00
1977	71	72	73	72	288	T31	1,276.89
1978	70	76	74	72	292	T51	576.00
						Total	**$9,349.14**

Schleuter, Mike (81.00)

Year	1st	2nd	3rd	4th	Total	Finish	Money
1990	78	84			162	CUT	
						Total	

Schlueter, Mike (75.67)

Year	1st	2nd	3rd	4th	Total	Finish	Money
1977	79	75			154	CUT	
1978	73	74	78	75	300	T70	$378.00
						Total	**$378.00**

Schneiter, George (71.38)

Year	1st	2nd	3rd	4th	Total	Finish	Money
1946					285	T10	$245.00
1949	70	67	76	73	286	T16	165.00
1961	82	81			163	CUT	
						Total	**$410.00**

Schnell, Brady (68.50)

Year	1st	2nd	3rd	4th	Total	Finish	Money
2019	66	71			137	CUT	
						Total	

Schniederjans, Ollie (67.10)

Year	1st	2nd	3rd	4th	Total	Finish	Money
2015	71	67			138	CUT	
2017	66	63	66	64	259	2	$626,400.00
2018	64	73	70	67	274	T57	13,140.00
						Total	**$639,540.00**

Scholl, Willard (74.50)

Year	1st	2nd	3rd	4th	Total	Finish	Money
1965	74	75			149	CUT	
						Total	

Schoonmaker, John (75.88)

Year	1st	2nd	3rd	4th	Total	Finish	Money
1948	74	76	75	76	301	48	
1953	76	69	74	74	293	T39	
1957	77	73	75	79	304	T65	
1958	74	81			155	CUT	
1959	76	80			156	CUT	
1963	81				81	W/D	
						Total	

Schoux, George (75.50)

Year	1st	2nd	3rd	4th	Total	Finish	Money
1948	75	76			151	W/D	
						Total	

Schroder, Mike (77.50)

Year	1st	2nd	3rd	4th	Total	Finish	Money
1980	74	81			155	CUT	
						Total	

Schroeder, John (72.13)

Year	1st	2nd	3rd	4th	Total	Finish	Money
1970	69	67	73	71	280	T16	$2,184.00
1971	74	71	73	70	288	T61	271.43
1972	69	72	75	72	288	71	347.82
1976	69	71	72	68	280	T32	1,219.00
1977	79	74			153	CUT	
1979	76	74			150	CUT	
1981	70	75	74	73	292	T28	1,952.15
						Total	**$5,974.40**

Schuchart, Mike (77.00)

Year	1st	2nd	3rd	4th	Total	Finish	Money
1990	79	75			154	CUT	
						Total	

Schultz, Jason (70.17)

Year	1st	2nd	3rd	4th	Total	Finish	Money
2006	70	74			144	CUT	
2007	69	67	70	71	277	T37	$19,016.67
						Total	**$19,016.67**

Schwab, Matthias (68.25)

Year	1st	2nd	3rd	4th	Total	Finish	Money
2020	67	69	68	69	273	T42	$20,416.00
						Total	**$20,416.00**

Schulz, Ted (73.91)

Year	1st	2nd	3rd	4th	Total	Finish	Money
1987	77	76			153	CUT	
1989	73	71	78	80	302	82	$1,760.00
1990	70	73	75	71	289	T30	8,125.00
1992	74	73			147	CUT	
1993	71	71	75	80	297	T78	2,715.00
1994	73	79			152	CUT	
1995	72	70	70	74	286	T41	5,400.00
						Total	**$18,000.00**

Schwab, Pat (73.50)

Year	1st	2nd	3rd	4th	Total	Finish	Money
1957	79	71	71	73	294	T37	
						Total	

Schwarzrock, Brent (71.00)

Year	1st	2nd	3rd	4th	Total	Finish	Money
2000	72	73			145	CUT	
2001	71	68	70	73	282	T36	$14,365.91
2003	71	71	73	68	283	T49	10,822.50
						Total	**$25,188.41**

Schwartzel, Charl (68.33)

Year	1st	2nd	3rd	4th	Total	Finish	Money
2012	67	68	66	68	269	T14	$88,400.00
2015	67	66	66	66	265	T3	280,800.00
2020	70	69			139	CUT	
2021	74	73			147	CUT	
						Total	**$369,200.00**

Scott, Adam (69.21)

Year	1st	2nd	3rd	4th	Total	Finish	Money
2005	73	68	70	74	285	T64	$10,450.00
2009	66	75			141	CUT	
2015	67	69	71	71	278	T63	11,502.00
2021	66	70	64	65	265	T2	389,440.00
						Total	**$411,392.00**

Scott, Steve (70.00)

Year	1st	2nd	3rd	4th	Total	Finish	Money
2019	69	71			140	CUT	
						Total	

Sears, Larry (72.00)

Year	1st	2nd	3rd	4th	Total	Finish	Money
1970	74	70			144	CUT	
						Total	

Seawell, David (73.50)

Year	1st	2nd	3rd	4th	Total	Finish	Money
1999	73	74			147	CUT	
						Total	

Seay, Tiny (78.50)

Year	1st	2nd	3rd	4th	Total	Finish	Money
1956	79	78			157	CUT	
						Total	

Seiffert, Chase (71.25)

Year	1st	2nd	3rd	4th	Total	Finish	Money
2020	71	75			146	CUT	
2021	67	72			139	CUT	
						Total	

Sellers, Connie (75.63)

Year	1st	2nd	3rd	4th	Total	Finish	Money
1951	75	77	78	74	304	T40	
1954	77	75	75	74	301	T43	
						Total	

Semrad, Al (78.50)

Year	1st	2nd	3rd	4th	Total	Finish	Money
1977	77	80			157	CUT	
						Total	

Senden, John (69.74)

Year	1st	2nd	3rd	4th	Total	Finish	Money
2002	70	71	74	71	286	T38	$15,960.00
2003	71	75			146	CUT	
2006	66	70	71	73	280	T22	46,416.66
2007	67	70	70	72	279	T57	11,000.00
2008	66	66	67	66	265	T6	170,850.00
2009	69	64	76		209	T82	8,925.00
2010	68	71			139	CUT	
2013	66	70	72	68	276	T29	32,263.75
2020	73	71			144	CUT	
2021	67	71			138	CUT	
						Total	**$285,415.41**

Serafin, Felix (72.75)

Year	1st	2nd	3rd	4th	Total	Finish	Money
1939	141	73	77		291	T11	$115.00
1941	145	73	73		291	T14	85.00
						Total	**$200.00**

Serafin, John (72.92)

Year	1st	2nd	3rd	4th	Total	Finish	Money
1953	76	74	72	74	296	T49	
1954	73	72	73	74	292	T17	$76.67
1956	70	74	71	72	287	T11	298.00
						Total	**$374.67**

Serino, Mike (79.00)

Year	1st	2nd	3rd	4th	Total	Finish	Money
1959	79	79			158	CUT	
						Total	

Sharkey, Matt (76.50)

Year	1st	2nd	3rd	4th	Total	Finish	Money
1998	75	78			153	CUT	
						Total	

Shave, Jr., Bob (73.06)

Year	1st	2nd	3rd	4th	Total	Finish	Money
1961	71	74	70	75	290	T13	$650.00
1962	76	73	74	76	299	T52	
1964	71	69	74	73	287	T23	637.50
1965	74	71	77	71	293	T58	
						Total	**$1,287.50**

Shaw, Bob (72.75)

Year	1st	2nd	3rd	4th	Total	Finish	Money
1969	71	73			144	CUT	
1973	74	68	75	74	291	70	$326.00
1976	74	67	72	76	289	T74	
1978	75	74			149	CUT	
						Total	**$326.00**

Shaw, Tom (72.90)

Year	1st	2nd	3rd	4th	Total	Finish	Money
1965	74	74	73	76	297	T65	
1972	71	65	76	69	281	T35	$965.00
1982	75	76			151	CUT	
						Total	**$965.00**

Shearer, Bob (73.45)

Year	1st	2nd	3rd	4th	Total	Finish	Money
1978	69	71	77	68	285	T5	$6,760.00
1979	74	76			150	CUT	
1980	69	76	77	77	299	75	475.00
1981	73	72	70	72	287	T7	8,121.43
1982	73	73	79	74	299	T48	754.00
1984	73	76			149	CUT	
						Total	**$16,110.43**

Sheehan, Patrick (70.22)

Year	1st	2nd	3rd	4th	Total	Finish	Money
2004	71	76			147	CUT	
2005	71	68	76	71	286	T68	$10,000.00
2006	68	75			143	CUT	
2008	66	71	65	66	268	T20	57,324.00
2009	67	67	72	66	272	T32	24,820.00
2012	73	75			148	CUT	
						Total	**$92,144.00**

Shelton, Robby (70.25)

Year	1st	2nd	3rd	4th	Total	Finish	Money
2020	70	69			139	CUT	
2021	70	72			142	CUT	
						Total	

Sherba, Russ (77.25)

Year	1st	2nd	3rd	4th	Total	Finish	Money
1951	77	73	78	81	309	50	
						Total	

Sherman, Stan (84.50)

Year	1st	2nd	3rd	4th	Total	Finish	Money
1961	85	84			169	CUT	
						Total	

Shields, Jack (72.88)

Year	1st	2nd	3rd	4th	Total	Finish	Money
1951	77	69	69	74	289	T8	$415.00
1953	75	71	73	75	294	T43	
						Total	**$415.00**

Shindler, Conrad (69.00)

Year	1st	2nd	3rd	4th	Total	Finish	Money
2018	69	68	73	66	276	T66	$12,300.00
						Total	**$12,300.00**

Shirey, Jr., Don (72.92)

Year	1st	2nd	3rd	4th	Total	Finish	Money
1987	75	70	80	69	294	T38	$2,520.00
1989	69	74	77	71	291	T36	4,608.33
1990	74	69	78	69	290	T33	6,604.17
						Total	**$13,732.50**

Shoaf, Reynold (87.50)

Year	1st	2nd	3rd	4th	Total	Finish	Money
1957	90	85			175	CUT	
						Total	

Short, Jr., Wes (69.83)

Year	1st	2nd	3rd	4th	Total	Finish	Money
2005	68	70	69	68	275	T13	$93,750.00
2006	68	76			144	CUT	
						Total	**$93,750.00**

Shreves, Roy (77.33)

Year	1st	2nd	3rd	4th	Total	Finish	Money
1961	77	75	80		232	W/D	
						Total	

Shriver, Eric (74.00)

Year	1st	2nd	3rd	4th	Total	Finish	Money
2010	75	73			148	CUT	
						Total	

Shuman, Jake (72.00)

Year	1st	2nd	3rd	4th	Total	Finish	Money
2020	74	70			144	CUT	
						Total	

Shute, Denny (72.20)

Year	1st	2nd	3rd	4th	Total	Finish	Money
1938	144	67	72		283	5	$350.00
1939	141	74	72		287	7	270.00
1942	144	70	75		289	T18	57.50
1948	73	74	72	75	294	T34	
1953	76	71	74	70	291	T32	
						Total	**$677.50**

Sieckmann, Tom (74.27)

Year	1st	2nd	3rd	4th	Total	Finish	Money
1985	77	75			152	CUT	
1986	74	74			148	CUT	
1987	78	78			156	CUT	
1988	78	71			149	CUT	
1989	69	76	71	72	288	T15	$14,066.67
1990	76	75			151	CUT	
1992	73	73			146	CUT	
1993	73	73	70	75	291	T43	4,680.00
1994	76	77			153	CUT	
						Total	**$18,746.67**

Sifford, Charles (71.24)

Year	1st	2nd	3rd	4th	Total	Finish	Money
1961	68	72	70	75	285	T4	$1,300.00
1962	69	76	77	75	297	T42	
1963	73	69	70	71	283	T20	620.00
1964	72	71	71	72	286	T13	845.00
1965	74	71	67	75	287	T31	575.00
1966	70	71	72	69	282	T13	1,950.00
1967	69	70	67	68	274	5	5,375.00
1968	71	71	70	71	283	T42	445.89
1969	74	71			145	CUT	
1974	68	71	71	75	285	T50	517.77
						Total	**$11,628.66**

Sigel, Jay (76.50)

Year	1st	2nd	3rd	4th	Total	Finish	Money
1962	74	79			153	CUT	
						Total	

Sikes, Dan (71.60)

Year	1st	2nd	3rd	4th	Total	Finish	Money
1961	74	68	72	77	291	T16	$480.00
1962	75	72	71	78	296	T40	55.00
1965	71	70	71	69	281	T7	2,275.00
1967	71	73	69	69	282	T23	1,072.92
1969	72	67	74	69	282	T22	1,334.00
						Total	**$5,216.92**

Sikes, R.H. (71.10)

Year	1st	2nd	3rd	4th	Total	Finish	Money
1966	68	69	68	74	279	T6	$3,433.33
1967	70	67	74	70	281	T20	1,500.00
1968	71	76			147	CUT	
1969	69	72	68	74	283	T30	819.20
1970	65	67	73	69	274	3	12,800.00
1973	81	77			158	CUT	
						Total	**$18,552.53**

Sills, Tony (73.82)

Year	1st	2nd	3rd	4th	Total	Finish	Money
1983	76	75			151	CUT	
1984	69	76	75	71	291	T35	$1,930.00
1985	80	77			157	CUT	
1986	77	73			150	CUT	
1988	73	72	69	73	287	T36	4,506.86
1989	75	70	74	72	291	T36	4,608.33
1991	76	76			152	CUT	

1992	71	74			145	CUT	
						Total	**$11,045.19**

Silveira, Larry (73.50)

Year	1st	2nd	3rd	4th	Total	Finish	Money
1989	70	75	68	76	289	T24	$8,525.00
1990	75	76			151	CUT	
1991	73	74			147	CUT	
1994	74	73			147	CUT	
1997	75	73			148	CUT	
						Total	**$8,525.00**

Silverman, Ben (69.75)

Year	1st	2nd	3rd	4th	Total	Finish	Money
2018	71	69			140	CUT	
2019	72	67			139	CUT	
						Total	

Sim, Michael (68.00)

Year	1st	2nd	3rd	4th	Total	Finish	Money
2007	74	72			146	CUT	
2010	66	68	66	62	262	T3	$244,800.00
						Total	**$244,800.00**

Simons, Jim (72.18)

Year	1st	2nd	3rd	4th	Total	Finish	Money
1972	71	70	72	71	284	T54	
1973	69	71	71	68	279	T37	$903.00
1974	67	73	75	69	284	T42	707.81
1975	76	74	76	70	296	T54	495.00
1976	76	69			145	CUT	
1977	73	72	72	74	291	T54	528.66
1979	74	73	73	72	292	T26	1,737.50
1980	75	71	70	72	288	T26	1,631.82
1981	76	68	69	78	291	T23	2,670.00
1982	72	76			148	CUT	
1985	70	75	72	76	293	T22	3,713.34
1986	68	69	75	73	285	T19	6,060.00
						Total	**$18,447.13**

Simpson, Jim (75.25)

Year	1st	2nd	3rd	4th	Total	Finish	Money
1953	71	73	80	77	301	T61	
						Total	

Simpson, Scott (71.82)

Year	1st	2nd	3rd	4th	Total	Finish	Money
1979	77	74			151	CUT	
1980	73	74	69	70	286	T17	$3,625.00
1981	75	74			149	CUT	
1983	73	73	70	71	287	T14	7,200.00
1984	72	71	70	72	285	T3	18,040.00
1985	73	73	73	73	292	T20	5,000.00
1987	70	73	69	70	282	1	108,000.00
1988	74	73			147	CUT	
1992	76	70			146	CUT	
1994	72	74			146	CUT	
1995	67	72	70	75	284	T29	9,332.14
1997	73	70	71	71	285	T37	8,740.00
2001	66	69	70	68	273	T2	308,000.00
2002	74	73			147	CUT	
						Total	**$467,937.14**

Simpson, Tim (73.50)

Year	1st	2nd	3rd	4th	Total	Finish	Money
1978	71	72	73	69	285	T5	$6,760.00
1979	75	81			156	CUT	
1980	73	68	73	74	288	T26	1,631.82
1981	70	77	71	75	293	T35	1,324.50
1982	78				78	W/D	
1983	75	73	78	75	301	T70	792.00
1988	70	72	71	73	286	T30	6,075.33
1989	76	76			152	W/D	
1992	74				74	W/D	
1993	76	71	71	74	292	T50	3,485.45
1997	71	76			147	CUT	
						Total	**$20,069.10**

Simpson, Wally (75.50)

Year	1st	2nd	3rd	4th	Total	Finish	Money
1948	75	76			151	W/D	
						Total	

Simpson, Webb (66.66)

Year	1st	2nd	3rd	4th	Total	Finish	Money
2009	72	71			143	CUT	
2010	66	64	71	63	264	T8	$142,800.00
2011	66	65	64	67	262	1	936,000.00
2012	66	63	71	71	271	T22	48,273.33
2013	71	67	70	63	271	T11	116,600.00
2014	64	69	66	67	266	T5	193,450.00
2015	67	67	64	68	266	T6	174,825.00
2016	70	67	71	71	279	T72	10,920.00
2017	63	64	68	67	262	3	394,400.00
2018	66	68	66	62	262	T2	528,000.00
2019	64	65	65	65	259	2	669,600.00
2020	66	66	65	65	262	T3	312,400.00
2021	65	65	70	66	266	T7	201,066.67
						Total	**$3,728,335.00**

Simson, Paul (78.00)

Year	1st	2nd	3rd	4th	Total	Finish	Money
1984	77	79			156	CUT	
						Total	

Sindelar, Joey (71.80)

Year	1st	2nd	3rd	4th	Total	Finish	Money
1984	76	70	71	70	287	T13	$7,500.00
1985	68	76	72	69	285	1	72,000.00
1986	71	72	73	72	288	T33	2,425.00
1987	75	70	73	74	292	T20	5,712.00
1988	70	72	72	68	282	T10	23,000.00
1989	74	75			149	CUT	
1990	70	73	75	68	286	T7	38,958.34
1991	69	74	71	69	283	T25	7,891.67
1992	75	76			151	CUT	
1993	75	72	74	76	297	T78	2,715.00
1994	70	75	73	71	289	T44	4,062.50
1995	72	74			146	CUT	
1996	72	74	67	71	284	T16	25,251.43
1997	67	72	76	73	288	T49	4,510.60
1998	71	73			144	CUT	
1999	77	72			149	CUT	
2000	78	71			149	CUT	
2001	68	70	70	71	279	T19	42,420.00
2002	73	72			145	CUT	
2003	70	71	70	69	280	T30	26,742.86
2004	71	71			142	CUT	
2005	71	72			143	CUT	
2006	73	73			146	CUT	
2007	69	67	68	69	273	T13	85,714.28
						Total	**$348,903.68**

Singh, Jeev Milkha (67.80)

Year	1st	2nd	3rd	4th	Total	Finish	Money
2008	73	69			142	CUT	
2009	69	64	68	69	270	T17	$66,737.14
2010	64	68	68	66	266	T18	55,947.00
						Total	**$122,684.14**

Singh, Vijay (70.42)

Year	1st	2nd	3rd	4th	Total	Finish	Money
1993	72	67	72	73	284	T9	$40,500.00
1994	71	73	76	72	292	T64	3,165.00
1995	65	72	69	73	279	T7	43,650.00
1996	70	75	72	72	289	T56	4,086.00
1997	69	69	71	79	288	T49	4,510.60
1999	70	70	70	68	278	T9	70,200.00
2008	69	72			141	CUT	
2011	65	69	68	65	267	T4	196,040.00
2013	70	76			146	CUT	
2015	66	70	69	66	271	T31	30,625.72
						Total	**$392,777.32**

Sisk, Geoffrey (73.50)

Year	1st	2nd	3rd	4th	Total	Finish	Money
1999	74	73			147	CUT	
						Total	

Skinner, Benjamin (83.50)

Year	1st	2nd	3rd	4th	Total	Finish	Money
1980	81	86			167	CUT	
						Total	

Skinner, Sonny (74.00)

Year	1st	2nd	3rd	4th	Total	Finish	Money
1990	73	76			149	CUT	
1992	76	78			154	CUT	
1998	72	69	73	75	289	T55	$4,928.00
						Total	**$4,928.00**

Slawter, Mark (72.50)

Year	1st	2nd	3rd	4th	Total	Finish	Money
2002	73	72			145	CUT	
						Total	

Sloan, Roger (67.93)

Year	1st	2nd	3rd	4th	Total	Finish	Money
2015	71	74			145	CUT	
2019	69	66	70	65	270	T39	$22,940.00
2020	62	70	68	71	271	T31	37,440.00
2021	71	64	64	66	265	T2	389,440.00
						Total	**$449,820.00**

Slocum, Heath (69.70)

Year	1st	2nd	3rd	4th	Total	Finish	Money
2002	72	69	73	71	285	T30	$22,087.50
2003	69	70	78	73	290	T78	8,190.00
2004	70	72			142	CUT	
2005	71	69	72	71	283	T56	11,200.00
2009	73	66			139	CUT	
2011	70	64	67	69	270	T17	65,780.00
2012	68	67	67	71	273	T31	30,160.00
2014	65	65	68	67	265	4	254,400.00
2015	72	72			144	CUT	
						Total	**$391,817.50**

Sluman, Jeff (71.24)

Year	1st	2nd	3rd	4th	Total	Finish	Money
1985	66	71	77	74	288	T5	$13,560.00
1986	74	73			147	CUT	
1987	72	72	73	76	293	T30	3,487.50
1988	64	65	73	71	273	3	68,000.00
1989	71	72	71	80	294	T59	2,190.00
1990	71	74	68	71	284	T2	110,000.00
1991	69	67	70	71	277	T5	43,906.25
1992	70	69	74	69	282	T11	23,333.34
1993	78	65	71	70	284	T9	40,500.00
1994	73	72	73	72	290	T56	3,330.00
1995	70	65	66	74	275	T2	132,000.00
1996	74	72	72	72	290	T58	3,960.00
1997	70	70	73	74	287	T45	5,719.00
1999	73	68	71	70	282	T23	26,000.00
2000	78				78	W/D	
2003	73	66	70	69	278	T18	60,750.00
2004	68	71	72	71	282	T27	31,970.00
2005	72	73			145	CUT	
2006	70	74			144	CUT	
						Total	**$568,706.09**

Small, Mike (72.50)

Year	1st	2nd	3rd	4th	Total	Finish	Money
1998	74	71			145	CUT	
						Total	

Smalley, Alex (67.50)

Year	1st	2nd	3rd	4th	Total	Finish	Money
2021	68	64	72	66	270	T29	$41,013.34
						Total	**$41,013.34**

Smith, Al (73.27)

Year	1st	2nd	3rd	4th	Total	Finish	Money
1946					286	T12	$167.50

1947					293	T8	450.00
1948	73	72	70	78	293	T30	
1949	73	72	70	71	286	T16	165.00
1951	76	77	73	81	307	T46	
1952	72	78	69	71	290	T24	55.00
1953	69	73	70	73	285	T15	195.00
1954	74	70	76	72	292	T17	76.67
1955	72	73	75	74	294	T42	
1956	77	75	73	73	298	41	
1957	73	74	72	75	294	T37	
1958	72	73	76	72	293	T46	
1959	72	73	75	77	297	T41	
1960	77	69	69	76	291	T30	33.33
1961	75	74	73	75	297	T31	25.00
1962	76	79			155	CUT	
						Total	**$1,167.50**

Smith, Bob (71.16)

Year	1st	2nd	3rd	4th	Total	Finish	Money
1968	67	73	69	69	278	T16	$1,993.75
1969	70	72	74	70	286	T54	266.67
1970	70	69	72	69	280	T16	2,184.00
1971	71	72	73	65	281	T18	1,941.80
1972	70	71	69	71	281	T35	965.00
1973	74	69			143	CUT	
1975	73	71	74	73	291	T32	1,195.00
1976	74	70			144	CUT	
1977	74	73	71	75	293	T59	464.00
						Total	**$9,010.22**

Smith, Byron (72.00)

Year	1st	2nd	3rd	4th	Total	Finish	Money
2015	67	70	78	73	288	69	$10,908.00
						Total	**$10,908.00**

Smith, Cameron (67.58)

Year	1st	2nd	3rd	4th	Total	Finish	Money
2015	67	68	69	65	269	T18	$63,450.00
2016	74	68			140	CUT	
2017	63	69	70	63	265	T7	180,766.67
2019	66	71			137	CUT	
						Total	**$244,216.67**

Smith, Charles (75.75)

Year	1st	2nd	3rd	4th	Total	Finish	Money
1961	73	74	77	79	303	T48	
						Total	

Smith, Chris (71.18)

Year	1st	2nd	3rd	4th	Total	Finish	Money
1994	71	74	78	71	294	T67	$3,075.00
1996	73	75			148	CUT	
1998	74	77			151	CUT	
2004	70	69	67	67	273	3	312,800.00
2005	72	65	72	68	277	T21	48,357.14
2006	67	71	69	76	283	T39	21,000.00
2010	69	71			140	CUT	
						Total	**$385,232.14**

Smith, David (72.50)

Year	1st	2nd	3rd	4th	Total	Finish	Money
1976	71	72	72	75	290	T78	
						Total	

Smith, Don (75.33)

Year	1st	2nd	3rd	4th	Total	Finish	Money
1952	73	77	78	78	306	T39	
1956	73	74	75	78	300	T44	
1958	74	70	79	73	296	T57	
1959	75	75	73	80	303	53	
1960	73	71	74	80	298	T53	
1968	78	73			151	CUT	
1969	78	76			154	CUT	
						Total	

Smith, George (75.00)

Year	1st	2nd	3rd	4th	Total	Finish	Money
1969	78	72			150	CUT	
						Total	

Smith, Horton (72.56)

Year	1st	2nd	3rd	4th	Total	Finish	Money
1938	142	73	70		285	T7	$215.00
1939	143	73	70		286	T5	325.00
1940	148	71	69		288	T15	40.00
1942	146	70	69		285	T10	125.00
1948	74	69	75	76	294	T34	
1950	73	75	73	69	290	T19	70.00
1953	68	75	72	81	296	T49	
1954	72	76	74	76	298	T37	
						Total	**$775.00**

Smith, Ivan (77.75)

Year	1st	2nd	3rd	4th	Total	Finish	Money
1983	84	73			157	CUT	
1985	79	75			154	CUT	
						Total	

Smith, Jerry (72.93)

Year	1st	2nd	3rd	4th	Total	Finish	Money
2000	75	69	80	75	299	78	$5,520.00
2001	70	73			143	CUT	
2002	74	74			148	CUT	
2006	70	72	74	73	289	T67	10,150.00
2007	71	71			142	CUT	
						Total	**$15,670.00**

Smith, Kirk (76.40)

Year	1st	2nd	3rd	4th	Total	Finish	Money
1956	81	73	77	74	305	T56	
1961	77				77	DQ	
						Total	

Smith, Mike (74.39)

Year	1st	2nd	3rd	4th	Total	Finish	Money
1982	72	73	81	78	304	T69	$603.00
1987	80				80	W/D	
1990	77	74			151	CUT	
1991	73	72			145	CUT	
1992	73	73			146	CUT	
1993	80				80	W/D	
1994	69	73	69	70	281	T8	42,000.00
1995	74	78			152	CUT	
						Total	**$42,603.00**

Smith, Nate (71.50)

Year	1st	2nd	3rd	4th	Total	Finish	Money
2011	74	69			143	CUT	
						Total	

Smith, Robin (75.50)

Year	1st	2nd	3rd	4th	Total	Finish	Money
2008	75	76			151	CUT	
						Total	

Smith, Taylor (71.25)

Year	1st	2nd	3rd	4th	Total	Finish	Money
1996	73	69	68	75	285	T23	$13,507.50
						Total	**$13,507.50**

Snead, J.C. (72.23)

Year	1st	2nd	3rd	4th	Total	Finish	Money
1969	73	71			144	CUT	
1970	77	73			150	CUT	
1971	74	70	68	72	284	T43	$630.80
1972	66	69	70	68	273	T3	9,750.00
1973	72	69	68	67	276	T18	2,092.37
1974	73	68	67	66	274	T7	6,499.77
1976	70	71	74	72	287	T67	289.80
1977	74	75			149	CUT	
1978	70	75	74	72	291	T39	866.00
1980	70	73	70	72	285	T11	5,125.00
1981	73	73	75	76	297	T59	654.00
1982	71	69	76	77	293	T15	5,100.00
1983	74	71	70	72	287	T14	7,200.00
1984	72	75	72	72	291	T35	1,930.00
1985	77	78			155	CUT	
1986	77	75			152	CUT	
1987	73	77			150	CUT	
1988	70	79			149	CUT	
1989	71	69	75	75	290	T28	6,368.75
1990	74	73	72	71	290	T33	6,604.17
						Total	**$53,110.66**

Snead, Sam (69.86)

Year	1st	2nd	3rd	4th	Total	Finish	Money
1938	66	68	69	68	271	1	$1,200.00
1941	71	71	74	71	287	8	230.00
1942	69	73	71	72	285	T10	125.00
1945	72	71	74	70	287	6	400.00
1946	70	67	67	66	270	1	1,500.00
1948	72	72	71	76	291	T21	
1949	68	69	69	70	276	1	2,000.00
1950	66	70	66	67	269	1	2,000.00
1951	71	78	70	66	285	3	1,000.00
1952	70	71	66	72	279	T3	846.66
1953	67	66	73	69	275	2	1,400.00
1954	71	69	73	71	284	T3	900.00
1955	68	67	69	69	273	1	2,200.00
1956	66	69	74	70	279	1	2,200.00
1957	72	68	73	71	284	T8	600.00
1958	70	69	66	72	277	T2	1,080.00
1959	73	69	69	70	281	T3	1,100.00
1960	68	66	67	69	270	1	2,800.00
1961	71	72	69	71	283	2	2,100.00
1962	70	72	67	69	278	3	2,200.00
1963	69	69	69	71	278	T7	1,400.00
1964	64	71	74	69	278	3	3,000.00
1965	68	69	68	68	273	1	11,000.00
1966	67	71	76	71	285	T28	700.00
1967	70	68	72	68	278	T10	3,125.00
1968	74	71	68	69	282	T34	773.43
1969	69	69	72	72	282	T22	1,334.00
1970	69	70	71	70	280	T16	2,184.00
1971	74	71	69	68	282	T28	1,220.75
1972	70	69	70	69	278	T18	2,044.00
1973	66	67	70	71	274	T12	3,937.50
1974	69	70	71	69	279	T22	1,916.89
1976	73	70	70	70	283	T52	534.75
1977	75				75	W/D	
						Total	**$59,051.98**

Snedeker, Brandt (67.66)

Year	1st	2nd	3rd	4th	Total	Finish	Money
2007	70	67	66	63	266	1	$900,000.00
2008	66	68	74	70	278	T69	10,149.00
2009	64	69	65	68	266	T5	172,890.00
2010	63	65	69	67	264	T8	142,800.00
2011	72	74			146	CUT	
2012	67	67	68	70	272	T28	36,920.00
2013	69	72			141	CUT	
2014	68	65	66	67	266	T5	193,450.00
2015	70	61	67	75	273	T43	18,360.00
2016	65	68	65	67	265	T3	324,800.00
2018	59	67	68	65	259	1	1,080,000.00
2019	64	70	68	68	270	T39	22,940.00
2020	70	67	65	71	273	T42	20,416.00
2021	69	75			144	CUT	
						Total	**$2,922,725.00**

Sneed, Ed (72.97)

Year	1st	2nd	3rd	4th	Total	Finish	Money
1969	70	72	75	76	293	76	$266.66
1970	76	71			147	CUT	
1971	72	72	73	74	291	T69	271.43
1972	72	70	75	74	291	T72	347.82
1973	66	72	70	68	276	T18	2,092.37
1975	77	72	76	76	301	T70	113.33
1976	71	72	68	72	283	T52	534.75
1977	73	68	79	73	293	T59	464.00
1982	73	73	77	83	306	T72	582.00
						Total	**$4,672.36**

Snodgrass, Terry (75.50)

Year	1st	2nd	3rd	4th	Total	Finish	Money
1985	80	71			151	CUT	
						Total	

Snow, Ansel (78.56)

Year	1st	2nd	3rd	4th	Total	Finish	Money
1951	78	74	74	73	299	T33	
1952	75	72	73	78	298	32	
1953	74	72	71	78	295	T47	
1954	77	75	76		228	W/D	
1955	72	70	75	77	294	T42	
						Total	

Snyder, Jack (76.50)

Year	1st	2nd	3rd	4th	Total	Finish	Money
1983	78	75			153	CUT	
						Total	

Snyder III, Joey (73.00)

Year	1st	2nd	3rd	4th	Total	Finish	Money
2005	70	72			142	CUT	
2012	74	74			148	CUT	
2013	80	68			148	CUT	
						Total	

Soli, Mick (76.57)

Year	1st	2nd	3rd	4th	Total	Finish	Money
1981	78	83			161	CUT	
1982	73	72	82	79	306	T72	$582.00
1983	74	74	74	71	293	T44	1,209.34
1984	76	81			157	CUT	
1985	76	79			155	CUT	
						Total	**$1,791.34**

Sommers, Jack (76.75)

Year	1st	2nd	3rd	4th	Total	Finish	Money
1979	73	75	82	77	307	77	$465.00
						Total	**$465.00**

Sota, Gerald (74.83)

Year	1st	2nd	3rd	4th	Total	Finish	Money
1960	77	77			154	CUT	
1961	75	70	74	76	295	T26	$225.00
						Total	**$225.00**

Sota, Ramon (72.00)

Year	1st	2nd	3rd	4th	Total	Finish	Money
1964	72	70	73	67	282	6	$2,000.00
1965	73	77			150	CUT	
						Total	**$2,000.00**

Souchak, Mike (71.09)

Year	1st	2nd	3rd	4th	Total	Finish	Money
1953	74	74	75	69	292	T34	
1954	75	74	72	71	292	T17	$76.67
1955	69	74	70	69	282	T9	415.00
1956	74	73	71	69	287	T11	298.00
1957	70	70	69	70	279	2	1,500.00
1958	78	66	68	66	278	T7	700.00
1959	75	73	69	71	288	T18	220.00
1960	73	70	68	69	280	T6	950.00
1961	70	68	69	69	276	1	3,200.00
1962	68	69	70	69	276	2	3,400.00
1963	69	70	71	75	285	T24	455.00
1964	75	71	71	68	285	T11	1,250.00
1965	70	72	73	73	288	T34	500.00
1966	74	72	76		222	W/D	
1967	71	68	69	75	283	T29	843.75
1968	70	69	73	71	283	T42	445.89
1970	73	72			145	CUT	
						Total	**$14,254.31**

Soulsby, Bruce (74.25)

Year	1st	2nd	3rd	4th	Total	Finish	Money
1987	72	73	77	75	297	T54	$1,350.00
						Total	**$1,350.00**

Souter, Bill (79.00)

Year	1st	2nd	3rd	4th	Total	Finish	Money
1952	78	78	75	80	311	T51	
1953	84				84	W/D	
						Total	

Sowards, Bob (66.50)

Year	1st	2nd	3rd	4th	Total	Finish	Money
2008	65	66	68	67	266	T9	$122,400.00
						Total	**$122,400.00**

Spaun, J.J. (68.42)

Year	1st	2nd	3rd	4th	Total	Finish	Money
2017	71	66	69	63	269	T16	$78,735.00
2019	67	69	70	68	274	T69	12,400.00
2020	70	69			139	CUT	
2021	67	72			139	CUT	
						Total	**$91,135.00**

Spence, Bob (78.50)

Year	1st	2nd	3rd	4th	Total	Finish	Money
1956	85	84			169	CUT	
1959	72	73	84	82	311	T64	
1961	75	78	78	82	313	62	
1965	74	78			152	CUT	
1976	78	76			154	CUT	
						Total	

Spence, Craig (71.83)

Year	1st	2nd	3rd	4th	Total	Finish	Money
2000	73	66	75	69	283	T13	$58,000.00
2001	75	73			148	CUT	
						Total	**$58,000.00**

Spencer, George (77.00)

Year	1st	2nd	3rd	4th	Total	Finish	Money
1954	73	78	77	80	308	T57	
						Total	

Spencer, Wysol (74.75)

Year	1st	2nd	3rd	4th	Total	Finish	Money
1948	74	72	77	76	299	T45	
						Total	

Spieth, Jordan (68.36)

Year	1st	2nd	3rd	4th	Total	Finish	Money
2013	65	66	70	65	266	2	$572,400.00
2019	64	67	77		208	T78	11,284.00
2020	70	67	70	71	278	T72	12,800.00
						Total	**$596,484.00**

Sposa, Mike (71.61)

Year	1st	2nd	3rd	4th	Total	Finish	Money
1999	76	70			146	CUT	
2000	75	71			146	CUT	
2001	68	66	70	73	277	T12	$68,600.00
2002	69	71	69	75	284	T23	32,028.57
2003	71	74			145	CUT	
2006	66	74	73	78	291	T72	9,750.00
						Total	**$110,378.57**

Spradlin, Jack (77.00)

Year	1st	2nd	3rd	4th	Total	Finish	Money
1984	73	81			154	CUT	
						Total	

Spray, Steve (70.50)

Year	1st	2nd	3rd	4th	Total	Finish	Money
1966	73	71	74	72	290	T48	$210.00
1968	73	71	67	70	281	T29	979.69
1970	70	67	71	67	275	4	8,460.00
						Total	**$9,649.69**

Springer, Marshall (75.25)

Year	1st	2nd	3rd	4th	Total	Finish	Money
1951	76	75	72	78	301	T36	
						Total	

Springer, Mike (72.48)

Year	1st	2nd	3rd	4th	Total	Finish	Money
1991	70	74	73	69	286	T51	$2,925.00
1992	74	67	71	78	290	T59	2,712.50
1993	73	74	73	73	293	T61	3,195.00
1994	64	69	70	72	275	1	270,000.00
1995	77	76			153	CUT	
1996	75	71	74	72	292	T67	3,618.00
1997	71	71	70	76	288	T49	4,510.60
1998	76	68			144	CUT	
1999	72	72			144	CUT	
2000	71	70	75	72	288	T34	14,512.50
2001	73	69	72	74	288	T73	6,720.00
2002	81	77			158	CUT	
2003	76	76			152	CUT	
2004	70	68	74	71	283	T35	20,825.46
						Total	**$329,019.06**

Stadler, Craig (71.96)

Year	1st	2nd	3rd	4th	Total	Finish	Money
1978	71	70	73	70	284	4	$11,280.00
1979	72	74	72	73	291	T18	2,937.50
1980	67	69	71	68	275	1	45,000.00
1981	72	72	70	74	288	T14	5,550.00
1982	72	72	77	81	302	T62	633.00
1983	71	70	67	72	280	T2	35,200.00
1984	75	71	73	70	289	T24	3,240.00
1985	70	74	71	71	286	T2	35,200.00
1986	69	69	71	72	281	T6	15,125.00
1987	74	76			150	CUT	
1988	70	71	73	72	286	T30	6,075.34
1991	73				73	W/D	
1992	75	76			151	CUT	
1995	78	68			146	CUT	
						Total	**$160,240.84**

Stadler, Kevin (68.83)

Year	1st	2nd	3rd	4th	Total	Finish	Money
2005	70	74			144	CUT	
2007	68	67	70	66	271	T7	$150,625.00
2008	70	68			138	CUT	
2009	69	63	66	66	264	T2	448,800.00
2010	70	76			146	CUT	
2011	69	65	68	71	273	T40	19,240.00
2012	73	65	68	69	275	T46	14,742.00
2013	73	68			141	CUT	
						Total	**$633,407.00**

Stafford, Roland (76.25)

Year	1st	2nd	3rd	4th	Total	Finish	Money
1960	75	77			152	CUT	
1965	74	79			153	CUT	
						Total	

Stallings, Scott (68.45)

Year	1st	2nd	3rd	4th	Total	Finish	Money
2012	64	70	67	68	269	T14	$88,400.00
2014	70	71			141	CUT	
2016	72	67			139	CUT	
2017	72	69			141	CUT	
2018	67	71			138	CUT	
2019	69	64	67	68	268	T31	36,766.00
2020	70	66	70	67	273	T42	20,416.00
2021	67	71			138	CUT	
						Total	**$145,582.00**

Stalls, Bill (74.63)

Year	1st	2nd	3rd	4th	Total	Finish	Money
1956	75	76	77	77	305	T56	
1957	75	73	71	73	292	T33	
						Total	

Stamey, Nathan (73.00)

Year	1st	2nd	3rd	4th	Total	Finish	Money
2011	74	72			146	CUT	
						Total	

Stamps, Jim (70.75)

Year	1st	2nd	3rd	4th	Total	Finish	Money
1955	71	70	70	72	283	T13	$253.33
						Total	**$253.33**

Standly, Mike (72.32)

Year	1st	2nd	3rd	4th	Total	Finish	Money
1991	75	72			147	CUT	
1992	70	74	70	73	287	T41	$4,375.00
1995	71	70	75	76	292	T65	3,075.00
1996	74	74			148	CUT	
1997	68	68	71	71	278	T7	61,275.00
1998	69	71	75	70	285	T30	12,787.50
1999	78	76			154	CUT	
						Total	**$81,512.50**

Stankowski, Paul (71.03)

Year	1st	2nd	3rd	4th	Total	Finish	Money
1994	78	74			152	CUT	
1995	70	70	79	72	291	T61	$3,225.00
1997	69	68	69	75	281	T14	32,300.00
1999	70	69	71	66	276	T6	90,350.00
2000	70	70	75	78	293	T62	6,390.00
2002	66	74	71	70	281	T10	91,200.00
2006	69	78			147	CUT	
2007	73	67			140	CUT	
2008	68	77			145	CUT	
2010	67	67	69	68	271	T53	11,433.27
2011	70	68			138	CUT	
						Total	**$234,898.27**

Stanley, Kyle (68.83)

Year	1st	2nd	3rd	4th	Total	Finish	Money
2009	72	72			144	CUT	
2011	69	71			140	CUT	
2014	71	73			144	CUT	
2015	68	69	71	67	275	T51	$12,787.20
2016	69	65	66	68	268	T14	92,400.00
2017	70	68			138	CUT	
2019	65	69	67	64	265	T13	109,533.34
2020	69	69			138	CUT	
2021	71	69			140	CUT	
						Total	**$214,720.54**

Stanton, Bob (73.16)

Year	1st	2nd	3rd	4th	Total	Finish	Money
1967	77	87			164	CUT	
1968	74	71			145	W/D	
1969	75	67	71	70	283	T30	$819.20
1970	74	75			149	CUT	
1971	72	70	73	70	285	T48	366.00
1972	79				79	W/D	
1974	68	73	74	70	285	T50	517.78
						Total	**$1,702.98**

Starks, Nate (73.50)

Year	1st	2nd	3rd	4th	Total	Finish	Money
1976	72	75			147	CUT	
						Total	

Staton, Kenneth (73.50)

Year	1st	2nd	3rd	4th	Total	Finish	Money
2002	76	73			149	CUT	
2003	71	74			145	CUT	
						Total	

Steel, Iain (72.50)

Year	1st	2nd	3rd	4th	Total	Finish	Money
1998	70	75			145	CUT	
						Total	

Steele, Brendan (69.83)

Year	1st	2nd	3rd	4th	Total	Finish	Money
2012	72	65	71	74	282	T66	$10,660.00
2013	71	67	66	67	271	T11	116,600.00
2018	70	70			140	CUT	
2019	70	75			145	CUT	
						Total	**$127,260.00**

Steele, Ed (80.00)

Year	1st	2nd	3rd	4th	Total	Finish	Money
1957	76	84			160	CUT	
						Total	

Steelsmith, Jerry (71.58)

Year	1st	2nd	3rd	4th	Total	Finish	Money
1961	73	69	74	75	291	T16	$480.00
1962	70	69	70	78	287	T10	1,016.66
1963	69	71	71	70	281	17	760.00
						Total	**$2,256.66**

Steere, Ed (78.25)

Year	1st	2nd	3rd	4th	Total	Finish	Money
1958	79	74	80	79	312	T72	
1959	74	76	78	83	311	T64	
1961	79	77			156	CUT	
1962	83	77			160	CUT	
						Total	

Stefani, Shawn (68.14)

Year	1st	2nd	3rd	4th	Total	Finish	Money
2013	67	70	70	71	278	T45	$14,855.14
2014	67	67	71	71	276	T51	12,472.67
2016	66	70	66	66	268	T14	92,400.00
2017	74	68			142	CUT	
2018	68	68	66	66	268	T24	45,500.00
2019	66	66	67	68	267	T22	53,044.44
						Total	**$218,172.25**

Steger, Scott (77.50)

Year	1st	2nd	3rd	4th	Total	Finish	Money
1980	75	80			155	CUT	
						Total	

Stegmaier, Brett (67.64)

Year	1st	2nd	3rd	4th	Total	Finish	Money
2016	66	67	69	64	266	T5	$189,840.00
2017	70	66	76		212	85	9,860.00
2018	64	67	67	68	266	T11	112,000.00
						Total	**$199,700.00**

Steiger, Joe (76.75)

Year	1st	2nd	3rd	4th	Total	Finish	Money
1952	78	77	71	81	307	T41	
						Total	

Steinbrecker, Leo (78.50)

Year	1st	2nd	3rd	4th	Total	Finish	Money
1958	78	79			157	CUT	
1967	83	74			157	CUT	
						Total	

Stenson, Henrik (67.92)

Year	1st	2nd	3rd	4th	Total	Finish	Money
2010	69	75			144	CUT	
2011	73	73			146	CUT	
2012	68				68	W/D	
2017	62	66	66	64	258	1	$1,044,000.00
2018	68	65	70	64	267	T20	69,900.00
						Total	**$1,113,900.00**

Stephens, Jim (74.25)

Year	1st	2nd	3rd	4th	Total	Finish	Money
1963	74	73	76	74	297	T60	
						Total	

Stephens, Mark (74.50)

Year	1st	2nd	3rd	4th	Total	Finish	Money
1976	78	71			149	CUT	
						Total	

Sterling, Scott (67.75)

Year	1st	2nd	3rd	4th	Total	Finish	Money
2008	64	71	64	68	267	T15	$81,600.00
2009	67	70	67	71	275	T57	11,271.00
						Total	**$92,871.00**

Sterne, Richard (69.75)

Year	1st	2nd	3rd	4th	Total	Finish	Money
2014	69	68	71	71	279	T67	$10,812.00
						Total	**$10,812.00**

Stevens, Johnny (72.00)

Year	1st	2nd	3rd	4th	Total	Finish	Money
1968	73	70	72	73	288	60	
						Total	

Stewart, Earl (71.83)

Year	1st	2nd	3rd	4th	Total	Finish	Money
1951	74	72	72	68	286	T4	$700.00
1952	75	71	67	77	290	T24	55.00
1953	70	68	69	68	275	1	2,000.00
1954	77	73	76	71	297	34	
1970	72	73			145	CUT	
						Total	**$2,755.00**

Stewart, Payne (71.97)

Year	1st	2nd	3rd	4th	Total	Finish	Money
1982	73	77			150	CUT	
1984	72	75	71	74	292	T41	$1,400.00
1985	71	77	72	73	293	T22	3,713.33
1986	70	70	74	67	281	T6	15,125.00
1987	74	71	70	70	285	T3	31,200.00
1989	71	69	76	71	287	T11	22,000.00
1990	75	73			148	CUT	
1991	69	69	70	73	281	T17	17,500.00
1992	70	73	73	70	286	T36	5,887.00
1995	72	72			144	CUT	
						Total	**$96,825.33**

Stewart, Ray (73.14)

Year	1st	2nd	3rd	4th	Total	Finish	Money
1987	75	71	78	73	297	T54	$1,350.00
1989	70	75	68	77	290	T28	6,368.75
1990	73	71	72	75	291	T39	5,125.00
1991	75	71			146	CUT	
						Total	**$12,843.75**

Stickl, Gary (76.50)

Year	1st	2nd	3rd	4th	Total	Finish	Money
1997	74	79			153	CUT	
						Total	

Stickney, Don (73.25)

Year	1st	2nd	3rd	4th	Total	Finish	Money
1965	74	72	76	71	293	T58	
						Total	

Stiles, Darron (70.41)

Year	1st	2nd	3rd	4th	Total	Finish	Money
2003	70	69	72	72	283	T49	$10,822.50
2005	69	69	68	70	276	T17	72,500.00
2006	72	73			145	CUT	
2007	70	71			141	CUT	
2009	70	66	66	70	272	T32	24,820.00
2011	70	71			141	CUT	
2013	74	74			148	CUT	
2016	68	75			143	CUT	
						Total	**$108,142.50**

Still, Ken (71.20)

Year	1st	2nd	3rd	4th	Total	Finish	Money
1962	76	84			160	CUT	
1964	72	73	72	76	293	T47	
1965	71	73	70	71	285	T20	$900.00
1966	73	67	72	73	285	T28	700.00
1967	70	69	70	70	279	T12	2,400.00
1968	71	71	70	71	283	T42	445.90
1969	69	72	68	68	277	T8	4,520.00
1970	70	72	71	70	283	T34	1,026.00
1971	70	74	69	75	288	T61	271.43
1972	67	72	72	72	283	T46	430.44
1973	69	65	70	64	268	T2	19,425.00
1974	66	69	72	69	276	T13	3,965.97
1975	74	68	69	72	283	T6	7,650.00
1976	75	71			146	CUT	

1977	74	68	74	72	288	T31	1,276.89
1978	71	72	77	75	295	T60	486.00
						Total	**$43,497.63**

Stills, Adrian (77.50)

Year	1st	2nd	3rd	4th	Total	Finish	Money
1986	79	76			155	CUT	
						Total	

Stockton, Dave (72.16)

Year	1st	2nd	3rd	4th	Total	Finish	Money
1966	76	70	77	72	295	T60	
1967	67	67	65	74	273	4	$6,250.00
1968	73	74			147	CUT	
1969	72	71	70	74	287	T59	266.67
1970	72	77			149	CUT	
1971	71	70	69	71	281	T18	1,941.80
1972	69	69	68	67	273	T3	9,750.00
1973	73	70			143	CUT	
1976	67	74	66	68	275	9	6,210.00
1977	77	76			153	CUT	
1978	75	71	72	77	295	T60	486.00
1979	71	77	72	77	297	T58	545.00
1980	69	71	70	78	288	T26	1,631.81
1981	74	72	69	72	287	T7	8,121.43
1982	72	76			148	CUT	
1985	74	73	76	77	300	T60	848.00
1987	72	73	77	72	294	T38	2,520.00
						Total	**$38,570.71**

Stockton, Jr., Dave (72.15)

Year	1st	2nd	3rd	4th	Total	Finish	Money
1994	75	72			147	CUT	
1995	77	71			148	CUT	
1996	69	73	72	72	286	T35	$8,130.00
1997	70	71	70	76	287	T45	5,719.00
1998	70	71	72	75	288	T48	5,468.57
1999	73	72			145	CUT	
2000	77	78			155	CUT	
2001	71	73			144	CUT	
2003	68	69	71	68	276	T12	91,125.00
						Total	**$110,442.57**

Stoffel, Jim (79.50)

Year	1st	2nd	3rd	4th	Total	Finish	Money
1959	79	78			157	CUT	
1961	82	79			161	CUT	
						Total	

Stone, Bob (71.83)

Year	1st	2nd	3rd	4th	Total	Finish	Money
1970	69	74	76	73	292	T67	$300.00
1971	76	69	73	72	290	T67	271.43
1972	69	69	71	71	280	T30	1,252.00
						Total	**$1,823.43**

Storey, Tom (75.58)

Year	1st	2nd	3rd	4th	Total	Finish	Money
1976	76	75			151	CUT	
1977	79	75			154	CUT	
1978	77	75			152	CUT	
1979	75	75			150	CUT	
1980	75	76			151	CUT	
1981	75	74			149	CUT	
						Total	

Strafaci, Frank (73.67)

Year	1st	2nd	3rd	4th	Total	Finish	Money
1955	74	74	73		221	W/D	
						Total	

Straka, Sepp (67.80)

Year	1st	2nd	3rd	4th	Total	Finish	Money
2019	65	66	67	72	270	T39	$22,940.00
2020	70	70			140	CUT	
2021	66	71	67	64	268	T15	91,342.23
						Total	**$114,282.23**

Stranahan, Dick (75.00)

Year	1st	2nd	3rd	4th	Total	Finish	Money
1960	74	70	80	71	295	T44	
1961	78	76			154	CUT	
1965	76	75			151	CUT	
						Total	

Stranahan, Frank (71.68)

Year	1st	2nd	3rd	4th	Total	Finish	Money
1946					289	T23	
1947					288	2	
1948	72	73	69	78	292	T27	
1949	66	69	73	70	278	T3	
1950	73	72	74	75	294	T38	
1952	71	75	70	75	291	T27	
1953	69	69	71	72	281	8	
1955	68	73	68	77	286	T18	$140.00
1956	67	74	68	75	284	T5	740.00
1957	71	71	73	72	287	T18	207.50
1959	71	70	69	74	284	T8	650.00
						Total	**$1,737.50**

Strange, Allan (76.50)

Year	1st	2nd	3rd	4th	Total	Finish	Money
1981	77	76			153	CUT	
						Total	

Strange, Curtis (73.44)

Year	1st	2nd	3rd	4th	Total	Finish	Money
1978	79				79	W/D	
1979	71	75	71	72	289	T9	$6,750.00
1980	73	74	70	72	289	T37	1,075.00
1983	72	72	74	77	295	T54	920.00
1989	75	73	70	70	288	T15	14,066.67
1990	75	75			150	CUT	
1991	72	73			145	CUT	
1993	77	74			151	CUT	
2004	74	76			150	CUT	
						Total	**$22,811.67**

Strazza, Frank (71.75)

Year	1st	2nd	3rd	4th	Total	Finish	Money
1946					287	T16	$120.00
						Total	**$120.00**

Streb, Robert (70.08)

Year	1st	2nd	3rd	4th	Total	Finish	Money
2013	68	70	70	69	277	T37	$22,260.00
2014	69	66	67	68	270	T18	66,780.00
2016	67	67	68	69	271	T33	27,751.11
2017	66	70	72	72	280	T72	11,310.00
2018	73	72			145	CUT	
2019	73	72			145	CUT	
2020	75	75			150	CUT	
2021	68	76			144	CUT	
						Total	**$128,101.11**

Streck, Ron (74.00)

Year	1st	2nd	3rd	4th	Total	Finish	Money
1978	76	82			158	CUT	
1979	74	72	76	74	296	T51	$585.00
1980	68	71	75	79	293	T57	560.00
1981	74	74	71	76	295	T53	702.00
1983	72	69	70	74	285	T10	10,400.00
1984	73	74	67	74	288	T17	5,234.28
1985	72	75	81	74	302	T69	800.00
1986	78	77			155	CUT	
						Total	**$18,281.28**

Streelman, Kevin (67.73)

Year	1st	2nd	3rd	4th	Total	Finish	Money
2008	66	64	67	68	265	T6	$170,850.00
2009	65	68	71	69	273	T44	14,218.80
2010	64	65	70	67	266	T18	55,947.00
2012	68	66	68	72	274	T37	21,320.00
2017	68	69	70	73	280	T72	11,310.00
2019	70	67			137	CUT	
2021	66	66	68	66	266	T7	201,066.67
						Total	**$474,712.47**

Stricker, Steve (70.84)

Year	1st	2nd	3rd	4th	Total	Finish	Money
1994	72	73	71	72	288	T37	$6,450.00
1995	68	73	66	72	279	T7	43,650.00
1996	72	69	70	67	278	3	122,400.00
1997	68	76			144	CUT	
1998	72	71	74	81	298	77	4,092.00
2001	70	70	72	69	281	T29	21,775.00
2004	70	71	71	70	282	T27	31,970.00
2006	69	70	71	68	278	T12	92,142.86
2018	70	69			139	CUT	
						Total	**$322,479.86**

Strickland, Vern (85.00)

Year	1st	2nd	3rd	4th	Total	Finish	Money
1957	88	80			168	CUT	
1958	89	83			172	CUT	
						Total	

Strickler, Will (74.50)

Year	1st	2nd	3rd	4th	Total	Finish	Money
2011	75	74			149	CUT	
						Total	

Stroble, Bobby (79.00)

Year	1st	2nd	3rd	4th	Total	Finish	Money
1976	76	80			156	CUT	
1978	80	80			160	CUT	
						Total	

Stroud, Chris (70.38)

Year	1st	2nd	3rd	4th	Total	Finish	Money
2004	69	71	73	73	286	T57	$10,350.00
2007	68	73			141	CUT	
2008	67	71			138	CUT	
2009	72	67			139	CUT	
2010	68	76			144	CUT	
2011	72	72			144	CUT	
2012	68	70	72	75	285	T73	10,036.00
2013	64	72	73	68	277	T37	22,260.00
2015	69	70			139	CUT	
2016	69	67	73	68	277	T68	11,312.00
2017	71	68			139	CUT	
2018	71				71	W/D	
2019	67	72			139	CUT	
2020	74					WD	
						Total	**$53,958.00**

Stroud, Marilyn (75.50)

Year	1st	2nd	3rd	4th	Total	Finish	Money
1960	75	76			151	W/D	
						Total	

Stuard, Brian (68.34)

Year	1st	2nd	3rd	4th	Total	Finish	Money
2010	69	66	66	68	269	T41	$17,365.50
2013	72	70			142	CUT	
2014	66	65	71	70	272	T32	29,326.66
2015	68	74			142	CUT	
2016	67	68	72	66	273	T46	14,976.00
2017	72	69			141	CUT	
2018	72	66			138	CUT	
2019	66	66	67	69	268	T31	36,766.00
2020	70	66	66	69	274	T51	15,216.00
2021	65	66	72	65	268	T15	91,342.22
						Total	**$204,992.39**

Stuart, Glenn (70.25)

Year	1st	2nd	3rd	4th	Total	Finish	Money
1965	71	73	70	67	281	T7	$2,275.00
						Total	**$2,275.00**

Stubblefield, Larry (73.50)

Year	1st	2nd	3rd	4th	Total	Finish	Money
1973	78	69			147	CUT	
						Total	

Stuhler, George (73.50)

Year	1st	2nd	3rd	4th	Total	Finish	Money
1951	77	71	77	69	294	T18	$110.00
						Total	**$110.00**

Stutts, Chris (75.00)

Year	1st	2nd	3rd	4th	Total	Finish	Money
2001	76	74			150	CUT	
						Total	

Sucher, Zack (69.00)

Year	1st	2nd	3rd	4th	Total	Finish	Money
2015	67	71			138	CUT	
						Total	

Sullivan, Brian (77.50)

Year	1st	2nd	3rd	4th	Total	Finish	Money
1998	80	75			155	CUT	
						Total	

Sullivan, Bryan (72.25)

Year	1st	2nd	3rd	4th	Total	Finish	Money
1997	70	74			144	CUT	
2000	73	72			145	CUT	
						Total	

Sullivan, Bud (73.33)

Year	1st	2nd	3rd	4th	Total	Finish	Money
1959	74	76			150	CUT	
1961	71	72	70	77	290	T13	$650.00
						Total	**$650.00**

Sullivan, Chip (74.50)

Year	1st	2nd	3rd	4th	Total	Finish	Money
1997	76	74			150	CUT	
1999	79	69			148	CUT	
						Total	

Sullivan, Dennis (73.75)

Year	1st	2nd	3rd	4th	Total	Finish	Money
1979	73	75	72	75	295	T44	$737.85
						Total	**$737.85**

Sullivan, Mike (73.30)

Year	1st	2nd	3rd	4th	Total	Finish	Money
1977	77	73			150	CUT	
1978	76	73			149	CUT	
1979	74	75	70	75	294	T39	$1,025.00
1980	79	73			152	CUT	
1982	69	76	74	76	295	T22	2,785.00
1983	75	75			150	CUT	
1984	75	80			155	CUT	
1986	72	72	71	68	283	T13	9,375.00
1988	84				84	W/D	
1989	70	74	70	69	283	T5	36,500.00
1991	71	69	74	75	289	T65	2,612.50
1992	76	71			147	CUT	
1993	67	68	73	77	285	T12	26,812.50
1994	76	77			153	CUT	
1995	69	72	70	73	284	T29	9,332.14
1996	69	69	74	80	292	T67	3,618.00
						Total	**$92,060.14**

Sullivan, Vincent (74.00)

Year	1st	2nd	3rd	4th	Total	Finish	Money
1963	73	73	73	77	296	T57	
						Total	

Summerhays, Daniel (69.44)

Year	1st	2nd	3rd	4th	Total	Finish	Money
2011	66	65	68	71	270	T17	$65,780.00
2012	70	72			142	CUT	
2013	68	73			141	CUT	
2015	67	70	69	67	273	T43	18,360.00
2017	67	73			140	CUT	
2018	74	71			145	CUT	
						Total	**$84,140.00**

Suri, Julian (67.75)

Year	1st	2nd	3rd	4th	Total	Finish	Money
2018	71	66	71	63	271	T41	$22,800.00
						Total	**$22,800.00**

Sutherland, David (72.33)

Year	1st	2nd	3rd	4th	Total	Finish	Money
1991	73	76			149	CUT	
1997	72	74			146	CUT	
1998	72	75			147	CUT	
1999	75	69			144	CUT	
2000	72	71	74	73	290	T46	$8,022.86
2002	72	75			147	CUT	
2003	71	66	69	73	279	T22	39,487.50
						Total	**$47,510.36**

Sutherland, Kevin (70.62)

Year	1st	2nd	3rd	4th	Total	Finish	Money
1996	72	74	72	69	287	T44	$5,760.00
1997	69	76			145	CUT	
1998	71	77			148	CUT	
2000	70	71	78	68	287	T28	19,950.00
2001	69	72	65	71	277	T12	68,600.00
2002	71	68	75	67	281	T10	91,200.00
2003	72	70	69	66	277	T16	74,250.00
2004	70	71	72	70	283	T35	20,825.46
2005	71	71			142	CUT	
2006	69	72	72	71	284	T43	14,900.00
2007	71	71			142	CUT	
2008	74	73			147	CUT	
2009	71	65	64	66	266	T5	172,890.00
						Total	**$468,375.46**

Sutton, Alex (75.50)

Year	1st	2nd	3rd	4th	Total	Finish	Money
1959	71	73	74	84	302	T49	
						Total	

Sutton, Hal (71.95)

Year	1st	2nd	3rd	4th	Total	Finish	Money
1982	70	69	84	78	301	T57	$666.00
1983	75	74			149	CUT	
1987	75	73	72	71	291	T16	9,300.00
1988	72	79			151	CUT	
1991	71	73	71	71	286	T51	2,925.00
1993	81	75			156	CUT	
1995	67	68	74	71	280	T12	33,000.00
1996	73	75			148	CUT	
1997	70	74			144	CUT	
1998	65	67	74	75	281	T8	63,800.00
1999	70	70	70	71	281	T17	35,186.67
2000	67	64	72	71	274	1	540,000.00
2001	70	71	68	71	280	T24	29,050.00
						Total	**$713,927.67**

Svensson, Adam (67.00)

Year	1st	2nd	3rd	4th	Total	Finish	Money
2019	68	61	70	69	268	T31	$36,766.00
						Total	**$36,766.00**

Svoboda, Andrew (69.20)

Year	1st	2nd	3rd	4th	Total	Finish	Money
2013	65	69	74	69	277	T37	$22,260.00
2014	67	64	70	70	271	T24	41,008.75
2015	73	71			144	CUT	
						Total	**$63,268.75**

Swafford, Hudson (69.07)

Year	1st	2nd	3rd	4th	Total	Finish	Money
2014	71	67	73	68	279	T67	$10,812.00
2015	68	72			140	CUT	
2018	67	70	66	73	276	T66	12,300.00
2021	64	69	67	72	272	T37	26,560.00
						Total	**$49,672.00**

Swartz, Mike (74.00)

Year	1st	2nd	3rd	4th	Total	Finish	Money
1996	76	72			148	CUT	
						Total	

Sweatt, Greg (73.50)

Year	1st	2nd	3rd	4th	Total	Finish	Money
1997	77	73			150	CUT	
1999	74	70			144	CUT	
						Total	

Sweetman, Ed (77.18)

Year	1st	2nd	3rd	4th	Total	Finish	Money
1958	73	80	77	72	302	67	
1959	72	78	76	84	310	T62	
1961	84	78	75		237	W/D	
						Total	

Sykes, James (75.25)

Year	1st	2nd	3rd	4th	Total	Finish	Money
1956	75	78	75	73	301	T47	
						Total	

Tambellini, Roger (70.50)

Year	1st	2nd	3rd	4th	Total	Finish	Money
2004	69	75			144	CUT	
2010	71	67			138	CUT	
						Total	

Tanaka, Hidemichi (71.80)

Year	1st	2nd	3rd	4th	Total	Finish	Money
2002	76	71			147	CUT	
2003	70	73	69	75	287	T72	$8,685.00
2005	66	74	72	72	284	T61	10,800.00
						Total	**$19,485.00**

Tanigawa, Ken (72.00)

Year	1st	2nd	3rd	4th	Total	Finish	Money
2001	72	72			144	CUT	
						Total	

Tapie, Alan (73.00)

Year	1st	2nd	3rd	4th	Total	Finish	Money
1976	72	73			145	CUT	
1977	76	73			149	CUT	
1978	72	68	72	73	285	T5	$6,760.00
1979	78				78	W/D	
						Total	**$6,760.00**

Tataurangi, Phil (73.08)

Year	1st	2nd	3rd	4th	Total	Finish	Money
1994	71	74	73	77	295	T69	$3,015.00
1997	71	69	71	75	286	T41	7,220.00
1998	72	73			145	CUT	
1999	75	74			149	CUT	
2000	92				92	W/D	
2001	69	72	66	70	277	T12	68,600.00
2002	68	67	73	77	285	T30	22,087.50
2006	81	77			158	CUT	
2007	70	70			140	CUT	
						Total	**$100,922.50**

Taylor, Ben (69.50)

Year	1st	2nd	3rd	4th	Total	Finish	Money
2020	74	74			148	CUT	
2021	68	68	65	68	269	T24	$53,440.00
						TotaL	**$53,440.00**

Taylor, Chris (72.00)

Year	1st	2nd	3rd	4th	Total	Finish	Money
2007	69	75			144	CUT	
						Total	

Taylor, Harry (74.46)

Year	1st	2nd	3rd	4th	Total	Finish	Money
1986	75	71			146	CUT	
1987	81				81	W/D	
1988	75	78			153	CUT	
1990	75	73			148	CUT	
1993	72	70	78	72	292	T50	$3,485.46
1995	74	74			148	CUT	
						Total	**$3,485.46**

Taylor, Joe (74.60)

Year	1st	2nd	3rd	4th	Total	Finish	Money
1945					298	14	$120.00
1948	74	75	70	74	293	T30	
1949	76	74			150	W/D	
1968	76	74			150	CUT	
						Total	**$120.00**

Taylor, Larry (77.50)

Year	1st	2nd	3rd	4th	Total	Finish	Money
1956	78	75	75	82	310	T66	
						Total	

Taylor, Mike (74.38)

Year	1st	2nd	3rd	4th	Total	Finish	Money
1991	80	77			157	CUT	
1993	79	72			151	CUT	
1995	70	73	73	71	287	T47	$4,035.00
						Total	**$4,035.00**

Taylor, Nick (67.78)

Year	1st	2nd	3rd	4th	Total	Finish	Money
2015	71	67			138	CUT	
2016	74	65			139	CUT	
2017	68	68	68	70	274	T50	$13,548.80
2018	65	67	70	63	265	T8	174,000.00
2019	68	69			137	CUT	
2021	65	71	67	64	267	T10	148,800.00
						Total	**$336,348.80**

Taylor, Ray (75.38)

Year	1st	2nd	3rd	4th	Total	Finish	Money
1954	75	74	72	77	298	T37	
1955	78	72	72	70	292	T35	
1956	76	83			159	CUT	
1957	74	75	74	72	295	T45	
1958	77	85			162	CUT	
						Total	

Taylor, Steve (74.00)

Year	1st	2nd	3rd	4th	Total	Finish	Money
1976	78	70			148	CUT	
						Total	

Taylor, Vaughn (69.30)

Year	1st	2nd	3rd	4th	Total	Finish	Money
2000	75	77			152	CUT	
2004	71	73			144	CUT	
2006	72	69	71	70	282	T31	$27,750.00
2007	67	70	69	69	275	T27	34,750.00
2008	67	67	66	67	267	T15	81,600.00
2009	67	70	68	72	277	T64	10,710.00
2011	66	68	67	74	275	T52	12,004.57
2012	70	73			143	CUT	
2015	67	70	67	70	274	T47	14,526.00
2017	63	66	74	71	274	T50	13,548.80
2018	68	71			139	CUT	
2019	68	66	68	68	270	T39	22,940.00
						Total	**$217,829.37**

Taylor, Walker (85.00)

Year	1st	2nd	3rd	4th	Total	Finish	Money
1986	84	86			170	CUT	
						Total	

Teal, Glenn (72.00)

Year	1st	2nd	3rd	4th	Total	Finish	Money
1949	69	70	72	69	280	T7	$560.00
1950	73	70	69	72	284	T6	560.00
1951	74	72	75	72	293	T13	182.00
1954	74	77			151	W/D	
						Total	**$1,302.00**

Teal, John (75.50)

Year	1st	2nd	3rd	4th	Total	Finish	Money
1948	76	72	76	78	302	49	
						Total	

Teater, Josh (68.33)

Year	1st	2nd	3rd	4th	Total	Finish	Money
2010	66	68	67	65	266	T18	$55,947.00
2011	70	66	69	66	271	T25	40,560.00
2012	67	71	69	67	274	T37	21,320.00
2013	70	71			141	CUT	
2014	67	69	66	71	273	T38	21,730.00
2015	73	68			141	CUT	
2019	64	65	71	64	264	T6	181,128.58
2020	67	70	67	71	275	T59	14,144.00
2021	70	75			145	CUT	
						Total	**$334,829.58**

Ten Broeck, Lance (73.10)

Year	1st	2nd	3rd	4th	Total	Finish	Money
1980	75	73			148	CUT	
1985	71	70	75	79	295	T32	$2,264.00
1989	72	72	75	72	291	T36	4,608.33
1990	77	72			149	CUT	
1992	68	71	74	76	289	T55	2,837.50
1993	72	70	72	76	290	T39	6,300.00
						Total	**$16,009.83**

Tennyson, Brian (75.50)

Year	1st	2nd	3rd	4th	Total	Finish	Money
1988	80	70			150	CUT	
1989	77	75			152	CUT	
						Total	

Tewell, Doug (73.23)

Year	1st	2nd	3rd	4th	Total	Finish	Money
1979	72	74	71	71	288	T6	$8,375.00
1980	73	72	78	72	295	T64	520.00
1981	74	72	73	78	297	T59	654.00
1982	75	72			147	CUT	
1983	78	70	74	75	297	T61	860.00
1985	71	72	71	74	288	T5	13,560.00
1987	75				75	DQ	
1988	74				74	DQ	
1989	71	73	71	77	292	T42	3,217.50
1990	71	71	74	72	288	T19	12,409.09
1992	72	71	72	74	289	T55	2,837.50
1993	75	76			151	CUT	
1994	75	73			148	CUT	
1995	71	73			144	CUT	
1997	78	76			154	CUT	
1998	71	71	72	74	288	T48	5,468.57
						Total	**$47,901.66**

Thacker, David (75.50)

Year	1st	2nd	3rd	4th	Total	Finish	Money
1991	78	73			151	CUT	
						Total	

Thacker, Joe (75.67)

Year	1st	2nd	3rd	4th	Total	Finish	Money
1951	78	76	73		227	W/D	
						Total	

Tharin, Carl (76.75)

Year	1st	2nd	3rd	4th	Total	Finish	Money
1956	82	74	75	76	307	63	
						Total	

Thatcher, Roland (70.79)

Year	1st	2nd	3rd	4th	Total	Finish	Money
2004	70	69	73	70	282	T27	$31,970.00
2005	73	75			148	CUT	
2009	73	68			141	CUT	
2010	68	71			139	CUT	
2011	74	66			140	CUT	
2012	70	71			141	CUT	
						Total	**$31,970.00**

Thomas, Dave (73.20)

Year	1st	2nd	3rd	4th	Total	Finish	Money
1957	73	71	77	76	297	T53	
1959	69	70	71	77	287	T14	$327.50
1967	77	71			148	CUT	
						Total	**$327.50**

Thomas, Dick (77.00)

Year	1st	2nd	3rd	4th	Total	Finish	Money
1962	77	77			154	CUT	
						Total	

Thomas, Justin (69.56)

Year	1st	2nd	3rd	4th	Total	Finish	Money
2009	65	72	71		208	T78	–amateur–
2015	67	68	66	75	276	T56	$12,204.00
2016	71	71			142	CUT	
						Total	**$12,204.00**

Thomas, Mike (79.00)

Year	1st	2nd	3rd	4th	Total	Finish	Money
1962	82	76			158	CUT	
						Total	

Thomas, Ron (74.75)

Year	1st	2nd	3rd	4th	Total	Finish	Money
1960	78	74	71	76	299	T59	
1961	77	71	77	73	298	T35	
1962	71	75	76	78	300	T57	
						Total	

Thomas, Steve (75.50)

Year	1st	2nd	3rd	4th	Total	Finish	Money
1984	75	76			151	CUT	
						Total	

Thompson, Alvie (72.50)

Year	1st	2nd	3rd	4th	Total	Finish	Money
1969	71	74			145	CUT	
						Total	

Thompson, Barney (73.82)

Year	1st	2nd	3rd	4th	Total	Finish	Money
1974	71	69	73	74	287	T62	$391.09
1976	73	71			144	CUT	
1977	75	77			152	CUT	
1979	69	71	75	81	296	T51	585.00
1980	74	77			151	CUT	
1981	72	74	76	72	294	T45	825.75
1982	71	73	77	79	300	T54	690.00
						Total	**$2,491.84**

Thompson, Chris (69.50)

Year	1st	2nd	3rd	4th	Total	Finish	Money
2019	69	70			139	CUT	
						Total	

Thompson, Davis (70.50)

Year	1st	2nd	3rd	4th	Total	Finish	Money
2021	70	71			141	CUT	
						Total	

Thompson, Dicky (71.83)

Year	1st	2nd	3rd	4th	Total	Finish	Money
1991	70	70	73	70	283	T25	$7,891.67
1992	75	73			148	CUT	
						Total	**$7,891.67**

Thompson, Gene (75.17)

Year	1st	2nd	3rd	4th	Total	Finish	Money
1971	74	71	74	79	298	80	$271.00
1973	77	76			153	CUT	
						Total	**$271.00**

Thompson, Kyle (69.20)

Year	1st	2nd	3rd	4th	Total	Finish	Money
2008	68	67	71	69	275	T53	$11,773.71
2012	69	67	68	69	273	T31	30,160.00
2018	72	72			144	CUT	
						Total	**$41,933.71**

Thompson, Leonard (72.63)

Year	1st	2nd	3rd	4th	Total	Finish	Money
1973	68	69	68	71	276	T18	$2,092.36
1974	65	70	72	70	277	T16	3,415.15
1975	71	79	76	71	297	T59	441.25
1976	73	69	69	73	284	T56	465.75
1977	74	71	69	73	287	T27	1,703.75
1978	77	69	70	71	287	T19	2,352.00
1979	73	76	70	71	290	T12	4,750.00
1980	72	78			150	CUT	
1981	69	71	76	77	293	T35	1,324.50
1982	70	70	78	77	295	T22	2,785.00
1983	77	69	74	76	296	T57	892.00
1984	74	78			152	CUT	
1985	73	76	77	77	303	T72	776.00
1986	66	72	72	69	279	T3	29,000.00
1987	72	75	78	70	295	T44	1,864.80
1988	77	71			148	CUT	
1989	74	72	71	77	294	T59	2,190.00
1990	75	73			148	CUT	
1991	71	73	73	66	283	T25	7,891.67
1992	75	75			150	CUT	
						Total	**$61,944.23**

Thompson, Michael (68.46)

Year	1st	2nd	3rd	4th	Total	Finish	Money
2011	68	69	66	68	271	T25	$40,560.00
2014	70	66	73	69	278	T64	11,130.00
2015	66	68	72	68	274	T47	14,526.00
2016	68	72			140	CUT	
2018	66	70	63	67	266	T11	112,000.00
2019	69	67	70	70	276	75	11,780.00
2021	64	74			138	CUT	
						Total	**$189,996.00**

Thompson, Nicholas (71.25)

Year	1st	2nd	3rd	4th	Total	Finish	Money
2006	71	80			151	CUT	
2009	74	71			145	CUT	
2010	70	70			140	CUT	
2013	70	69	75	70	284	72	$10,388.00
2014	70	68	73	69	280	T70	10,441.00
2015	71	69			140	CUT	
						Total	**$20,829.00**

Thompson, Robert (72.38)

Year	1st	2nd	3rd	4th	Total	Finish	Money
1987	75	70	75	71	291	T16	$9,300.00
1988	66	74	75	79	294	T75	1,870.00
1989	73	73	69	73	288	T15	14,066.66
1991	70	73	74	68	285	T45	3,575.00
						Total	**$28,811.66**

Thompson, Rocky (73.50)

Year	1st	2nd	3rd	4th	Total	Finish	Money
1965	77	74			151	CUT	
1968	77	70			147	CUT	
1970	71	72	73	76	292	T67	$300.00
1971	71	73	75	73	292	T72	271.43
1973	72	68	74	69	283	T59	425.00
1979	76	82			158	CUT	
						Total	**$996.43**

Thomson, Jimmy (72.20)

Year	1st	2nd	3rd	4th	Total	Finish	Money
1941	142	73	75		290	T11	$123.33
1942	136	74	74		284	T7	208.33
1948	71	71	77	71	290	T16	132.00
1949	73	71	75		219	W/D	
						Total	**$463.66**

Thomson, Peter (72.06)

Year	1st	2nd	3rd	4th	Total	Finish	Money
1954	76	78			154	CUT	
1955	72	71	74	69	286	T18	$140.00
1957	71	73	71	72	287	T18	207.50
1959	71	70	68	74	283	T5	816.67
1961	74	71	70	72	287	T7	975.00
						Total	**$2,139.17**

Thore, Daniel (78.50)

Year	1st	2nd	3rd	4th	Total	Finish	Money
1992	74	77			151	CUT	
1994	76	87			163	CUT	
						Total	

Thore, David (75.06)

Year	1st	2nd	3rd	4th	Total	Finish	Money
1978	68	77	75	76	296	T64	$450.00
1985	78	77			155	CUT	
1986	69	73	71	75	288	T33	2,425.00
1987	80	75			155	CUT	
1988	74	74			148	CUT	
1992	78	76			154	CUT	
1999	81	74			155	CUT	
						Total	**$2,875.00**

Thore, Max (78.00)

Year	1st	2nd	3rd	4th	Total	Finish	Money
1957	79	77			156	CUT	
						Total	

Thorpe, Chuck (70.75)

Year	1st	2nd	3rd	4th	Total	Finish	Money
1972	74	68	72	69	283	T46	$430.43
						Total	**$430.43**

Thorpe, Jim (73.82)

Year	1st	2nd	3rd	4th	Total	Finish	Money
1979	68	75	71	76	290	T12	$4,750.00
1980	73	71	75	76	295	T64	520.00
1981	79	72			151	CUT	
1982	71	68	79	81	299	T48	754.00
1983	73	75	77	76	301	T70	792.00
1984	72	75	70	71	288	T17	5,234.28
1985	77	75			152	CUT	
1986	70	71	77	71	289	T43	1,461.00
1987	77				77	W/D	
1989	85				85	W/D	
1990	74	74			148	CUT	
1991	78	68			146	CUT	
1993	75	71	72	72	290	T39	6,300.00
1995	74	70			144	CUT	
1996	73	72	76	72	293	73	3,492.00
						Total	**$23,303.28**

Tiddy, Dick (75.60)

Year	1st	2nd	3rd	4th	Total	Finish	Money
1954	76	75	76	74	301	T43	
1959	74	70	70	78	292	T30	$50.00
1962	82	81			163	CUT	
						Total	**$50.00**

Tidland, Chris (70.10)

Year	1st	2nd	3rd	4th	Total	Finish	Money
2001	70	75			145	CUT	
2007	68	71	71	67	277	T37	$19,016.66
2010	66	73			139	CUT	
2011	69	71			140	CUT	
						Total	**$19,016.66**

Tilley, Ralph (80.60)

Year	1st	2nd	3rd	4th	Total	Finish	Money
1956	79				79	W/D	
1959	82				82	W/D	
1961	78	80			158	CUT	
1962	84				84	W/D	
						Total	

Tinsley, Dave (81.50)

Year	1st	2nd	3rd	4th	Total	Finish	Money
1961	82	81			163	CUT	
						Total	

Todd, Brendon (69.17)

Year	1st	2nd	3rd	4th	Total	Finish	Money
2009	69	73			142	CUT	
2012	69	72			141	CUT	
2013	68	68	75	64	275	T26	$40,810.00
2015	69	72			141	CUT	
2016	71	70			141	CUT	
2020	68	70			138	CUT	
2021	69	67	65	66	267	T10	148,800.00
						Total	**$189,610.00**

Todd, Harry (72.00)

Year	1st	2nd	3rd	4th	Total	Finish	Money
1946					288	T18	$50.00
						Total	**$50.00**

Todd, Rick (77.00)

Year	1st	2nd	3rd	4th	Total	Finish	Money
1990	77	77			154	CUT	
						Total	

Toepel, John (70.75)

Year	1st	2nd	3rd	4th	Total	Finish	Money
1973	73	69	72	69	283	T59	$425.00
						Total	**$425.00**

Toledo, Esteban (72.11)

Year	1st	2nd	3rd	4th	Total	Finish	Money
1994	75	73			148	CUT	
1998	75	71			146	CUT	
1999	75	70			145	CUT	
2000	79	67			146	CUT	
2001	70	69	69	70	278	T17	$54,250.00
2003	71	72	71	76	290	T78	8,190.00
2004	72	73			145	CUT	
						Total	**$62,440.00**

Tolles, Tommy (74.10)

Year	1st	2nd	3rd	4th	Total	Finish	Money
1995	68	72	73	77	290	T56	$3,360.00
2001	73	73			146	CUT	
2002	80	76			156	CUT	
2004	73	76			149	CUT	
						Total	**$3,360.00**

Tomasulo, Peter (70.00)

Year	1st	2nd	3rd	4th	Total	Finish	Money
2009	72	68			140	CUT	
2012	72	68			140	CUT	
						Total	

Toms, Clint (78.00)

Year	1st	2nd	3rd	4th	Total	Finish	Money
1961	77	75	74	86	312	61	
						Total	

Toms, David (69.91)

Year	1st	2nd	3rd	4th	Total	Finish	Money
1992	71	74			145	CUT	
1993	77	70	77	76	300	84	$2,580.00
1994	73	73			146	CUT	
1996	71	73	73	71	288	T48	4,432.50
1997	74	73			147	CUT	
1998	70	70	73	71	284	T23	18,542.86
1999	71	76			147	CUT	
2003	65	74	68	74	281	T37	18,450.00
2004	69	65	71	69	274	T4	202,400.00
2008	68	67	71	66	272	T41	18,870.00
2009	69	68	67	67	271	T24	39,461.25
2010	64	68	65	64	261	2	550,800.00
2011	66	70	69	65	270	T17	65,780.00
2012	74	73			147	CUT	
2013	72	66	73	62	273	T16	82,150.00
2014	67	69	67	67	270	T18	66,780.00
2015	69	70			139	CUT	
						Total	**$1,070,246.61**

Toms, George (74.79)

Year	1st	2nd	3rd	4th	Total	Finish	Money
1956	78	78			156	CUT	
1957	74	72	72	74	292	T33	
1958	75	74	77	75	301	66	
1962	75	76	70	77	298	T46	
						Total	

Torza, Felice (72.00)

Year	1st	2nd	3rd	4th	Total	Finish	Money
1950	71	74	74	69	288	T10	$287.50
						Total	**$287.50**

Toscano, Harry (75.63)

Year	1st	2nd	3rd	4th	Total	Finish	Money
1967	74	76			150	CUT	
1968	79	72			151	CUT	
1970	74	79			153	CUT	
1973	74	77			151	CUT	
						Total	

Toski, Bob (72.74)

Year	1st	2nd	3rd	4th	Total	Finish	Money
1950	73	72	73	68	286	8	$440.00
1951	73	73	71	78	295	T22	
1952	69	70	72	72	283	T10	270.00
1953	73	75	77		225	W/D	
1956	77	75	69	75	296	T31	
1957	71	72	72	73	288	T22	155.00
1958	71	70	72	76	289	37	
1968	72	73	73	75	293	70	
						Total	**$865.00**

Towns, Ken (72.00)

Year	1st	2nd	3rd	4th	Total	Finish	Money
1966	69	72	73	74	288	T44	$300.00
						Total	**$300.00**

Townsend, Peter (75.00)

Year	1st	2nd	3rd	4th	Total	Finish	Money
1970	71	76			147	CUT	
1972	78				78	W/D	
						Total	

Tracy, Ethan (72.50)

Year	1st	2nd	3rd	4th	Total	Finish	Money
2018	74	71			145	CUT	
						Total	

Trahan, D.J. (69.75)

Year	1st	2nd	3rd	4th	Total	Finish	Money
2005	65	69	66	75	275	T13	$93,750.00
2006	68	73	70	72	283	T39	21,000.00
2007	68	70	71	69	278	T49	12,025.00
2009	67	70	66	71	274	T54	11,730.00
2010	69	68	66	66	269	T41	17,365.50
2011	74	68			142	CUT	
2012	72	70			142	CUT	
2013	71	76			147	CUT	
2016	74	65			139	CUT	
2020	74	69			143	CUT	
2021	71	69			140	CUT	
						Total	**$155,870.50**

Trainer, Martin (73.00)

Year	1st	2nd	3rd	4th	Total	Finish	Money
2019	75	70			145	CUT	
2020	76	76			152	CUT	
2021	71	70			141	CUT	
						Total	

Traub, John (74.50)

Year	1st	2nd	3rd	4th	Total	Finish	Money
1981	71	78			149	CUT	
						Total	

Trenham, Peter (77.00)

Year	1st	2nd	3rd	4th	Total	Finish	Money
1965	77	77			154	CUT	
						Total	

Trevino, Lee (69.74)

Year	1st	2nd	3rd	4th	Total	Finish	Money
1969	68	74	72	73	287	T59	$266.67
1970	71	66	71	68	276	T5	6,540.00
1971	67	72	71	69	279	T10	4,180.00
1972	68	71	71	70	280	T30	1,252.00
1973	71	66	69	70	276	T18	2,092.37
1974	66	69	70	66	271	T2	20,380.50
1975	71	70	72	68	281	4	10,575.00
1976	68	71	66	65	270	2	26,220.00
1981	69	72	70	72	283	4	14,400.00
1982	75	72			147	CUT	
						Total	**$85,906.54**

Trimnal, Coke (83.00)

Year	1st	2nd	3rd	4th	Total	Finish	Money
1962	81	88			169	CUT	
1963	80				80	W/D	
						Total	

Tringale, Cameron (70.50)

Year	1st	2nd	3rd	4th	Total	Finish	Money
2010	69	73			142	CUT	
2011	69	67	69	69	274	T47	$13,748.80
2013	75	72			147	CUT	
2016	71	70			141	CUT	
2017	71	68			139	CUT	
2018	71	73			144	CUT	
						Total	**$13,748.80**

Triplett, Kirk (71.06)

Year	1st	2nd	3rd	4th	Total	Finish	Money
1990	76	73			149	CUT	
1991	69	72	69	76	286	T51	$2,925.00
1992	70	77			147	CUT	
1993	74	73	76	73	296	T74	2,835.00
1994	74	70	76	74	294	T67	3,075.00
1995	68	65	71	77	281	T14	25,500.00
1996	70	73	71	70	284	T16	25,251.43
1997	67	69	69	70	275	3	129,200.00
1998	72	73			145	CUT	
1999	69	68	71	68	276	T6	90,350.00
2002	79	71			150	CUT	
2007	67	69	72	73	281	T67	10,000.00
2008	68	73			141	CUT	
2009	69	70			139	CUT	
2010	69	68	67	63	267	T28	33,915.00
						Total	**$323,051.43**

Trittler, Paul (77.25)

Year	1st	2nd	3rd	4th	Total	Finish	Money
1988	80	79			159	CUT	
1990	73	77			150	CUT	
						Total	

Trivisonno, Gary (77.00)

Year	1st	2nd	3rd	4th	Total	Finish	Money
1981	76	78			154	CUT	
						Total	

Trixler, Dennis (74.38)

Year	1st	2nd	3rd	4th	Total	Finish	Money
1985	76	81			157	CUT	
1986	75	69	71	73	288	T33	$2,425.00
1993	80	70			150	CUT	
						Total	**$2,425.00**

Trombley, Bill (73.50)

Year	1st	2nd	3rd	4th	Total	Finish	Money
1957	72	75	74	73	294	T37	
						Total	

Tryba, Ted (72.10)

Year	1st	2nd	3rd	4th	Total	Finish	Money
1993	75	75			150	CUT	
1994	70	73	73	73	289	T44	$4,062.50
1995	69	70	69	71	279	T7	43,650.00
1996	76	71			147	CUT	
1997	70	74			144	CUT	
1998	71	67	67	77	282	T11	46,640.00
1999	72	70	72	77	291	T63	5,460.00
2000	72	73			145	CUT	
2001	71	70	73	76	290	T77	6,475.00
2002	76	70			146	CUT	
						Total	**$106,287.50**

Tryon, Ty (74.25)

Year	1st	2nd	3rd	4th	Total	Finish	Money
2003	73	70	80	74	297	89	$7,290.00
						Total	**$7,290.00**

Tucker, Chris (74.50)

Year	1st	2nd	3rd	4th	Total	Finish	Money
1991	71	75			146	CUT	
1992	72	74			146	CUT	
1998	78	79			157	CUT	
2002	72	75			147	CUT	
						Total	

Turner, Dick (72.00)

Year	1st	2nd	3rd	4th	Total	Finish	Money
1964	74	69	71	74	288	T25	$540.00
						Total	**$540.00**

Turner, Jerod (72.00)

Year	1st	2nd	3rd	4th	Total	Finish	Money
2010	75				75	W/D	
2011	73	68			141	CUT	
						Total	

Turnesa, Jim (72.36)

Year	1st	2nd	3rd	4th	Total	Finish	Money
1947					291	T5	$750.00
1948	75	73			148	W/D	
1949	71	72	71	70	284	T13	240.00
1950	73	69	69	69	280	3	1,000.00
1951	75	73	75	74	297	T27	
1952	70	73	71	71	285	T15	140.00
1953	71	70	73	73	287	T21	100.00
1954	73	74	81	73	301	T43	
1955	72	75	74	74	295	T44	
1956	76	66	73	68	283	4	980.00
1957	72	74	75	71	292	T33	
1958	70	74	70	70	284	22	180.00
1959	72	68	70	81	291	T28	115.00
1968	77	77			154	CUT	
1969	73	74			147	CUT	
						Total	**$3,505.00**

Turnesa, Marc (69.60)

Year	1st	2nd	3rd	4th	Total	Finish	Money
2008	69	68	65	69	271	T36	$25,143.00
2009	70	72			142	CUT	
2011	71	70			141	CUT	
2014	71	71			142	CUT	
						Total	**$25,143.00**

Turnesa, Mike (73.00)

Year	1st	2nd	3rd	4th	Total	Finish	Money
1945					292	T9	$240.00
						Total	**$240.00**

Tuten, Billy (75.00)

Year	1st	2nd	3rd	4th	Total	Finish	Money
1989	73	77			150	CUT	
						Total	

Tutwiler, Ed (78.00)

Year	1st	2nd	3rd	4th	Total	Finish	Money
1953	78	78			156	CUT	
						Total	

Tutwiler, George (77.50)

Year	1st	2nd	3rd	4th	Total	Finish	Money
1952	76	76	74	78	304	T37	
1961	84	77			161	CUT	
						Total	

Tway, Bob (72.82)

Year	1st	2nd	3rd	4th	Total	Finish	Money
1985	74	76			150	CUT	
1987	72	73	78	74	297	T54	$1,350.00
1988	72	71	74	74	291	T63	2,120.00
1989	76	71	76	77	300	T80	1,790.00
1990	77	71			148	CUT	
1992	71	70	71	77	289	T55	2,837.50
1993	78	81			159	CUT	
1994	74	73			147	CUT	
1995	70	76			146	CUT	
2007	67	69	73	68	277	T37	19,016.67
2008	70	65	69	68	272	T41	18,870.00
						Total	**$45,984.17**

Tway, Kevin (68.81)

Year	1st	2nd	3rd	4th	Total	Finish	Money
2014	70	71			141	CUT	
2017	72	66			138	CUT	
2018	67	69	65	65	266	T11	$112,000.00
2019	74	68			142	CUT	
2020	68	73			141	CUT	
2021	66	71	68	68	273	T46	18,060.80
						Total	**$130,060.80**

Twiggs, Greg (73.69)

Year	1st	2nd	3rd	4th	Total	Finish	Money
1985	79	78			157	CUT	
1986	78	71			149	CUT	
1989	70	75	73	78	296	T68	$2,000.00
1990	77	74			151	CUT	
1991	71	68	73	69	281	T17	17,500.00
1992	71	67	75	74	287	T41	4,375.00
1993	77	72			149	CUT	
1994	75	74			149	CUT	
1995	74	73			147	CUT	
1996	74	76			150	CUT	
						Total	**$23,875.00**

Twitty, Howard (73.09)

Year	1st	2nd	3rd	4th	Total	Finish	Money
1976	74	73			147	CUT	
1977	74	73	69	67	283	T6	$7,990.00
1978	73	75			148	CUT	
1979	71	72	74	75	292	T26	1,737.50
1980	69	70	79	71	289	T37	1,075.00
1981	75	77			152	CUT	
1982	73	72	76	77	298	T40	1,080.00
1983	78	74			152	CUT	
1984	76	76			152	CUT	
1985	77	79			156	CUT	
1986	69	73	76	70	288	T33	2,425.00
1987	73	68	75	71	287	T7	18,075.00
1988	74	75			149	CUT	
1989	75	73	76	76	300	T80	1,790.00
1990	77	76			153	CUT	
1991	70	73	73	74	290	T67	2,562.50
1992	71	70	74	70	285	T30	7,594.17
1993	72	71	70	73	286	T20	16,250.00
1994	72	69	71	71	283	T13	30,000.00
1995	68	70	77	68	283	T25	11,962.50
1997	75	74			149	CUT	
1998	73	75			148	CUT	
						Total	**$102,541.67**

Tyner, Tray (74.67)

Year	1st	2nd	3rd	4th	Total	Finish	Money
1995	78				78	W/D	
1997	72	74			146	CUT	
						Total	

Uihlein, Peter (69.70)

Year	1st	2nd	3rd	4th	Total	Finish	Money
2018	71	70			141	CUT	
2019	68	68	70	69	275	T72	$12,028.00
2020	71	65	70	75	281	T74	12,480.00
						Total	**$24,508.00**

Ulozas, Tom (72.50)

Year	1st	2nd	3rd	4th	Total	Finish	Money
1972	71	68	75	73	287	T68	$347.82
1973	73	75			148	CUT	
						Total	**$347.82**

Ulrich, Gus (73.83)

Year	1st	2nd	3rd	4th	Total	Finish	Money
1994	73	76			149	CUT	
1999	77	69			146	CUT	
2012	74	74			148	CUT	
						Total	

Ulrich, Wally (72.75)

Year	1st	2nd	3rd	4th	Total	Finish	Money
1949	70	75	75	72	292	T29	
1950	72	72	75	75	294	T38	
1953	73	71	74	69	287	T21	$100.00
1954	76	70	73	70	289	T7	480.00
1955	74	70	74	73	291	T33	
1956	74	71	74	74	293	T26	50.00
						Total	**$630.00**

Underwood, Hal (70.50)

Year	1st	2nd	3rd	4th	Total	Finish	Money
1971	74	70	67	71	282	T28	$1,220.00
						Total	**$1,220.00**

Upper, Brett (74.44)

Year	1st	2nd	3rd	4th	Total	Finish	Money
1984	74	74	79	77	304	73	$776.00
1985	73	73	75	77	298	T49	998.00
1986	69	73	75	71	288	T33	2,425.00
1987	75	73	74	79	301	T71	1,182.00
						Total	**$5,381.00**

Uresti, Omar (71.08)

Year	1st	2nd	3rd	4th	Total	Finish	Money
1995	75	68	72	79	294	72	$2,940.00
1997	71	71	71	76	289	T59	4,123.00
1998	75	70			145	CUT	
1999	69	71	73	70	283	T25	19,846.67
2000	67	72	69	74	282	T8	81,000.00
2001	71	65	73	71	280	T24	29,050.00
2004	73	72			145	CUT	
2005	70	74			144	CUT	
2006	70	70	75	69	284	T43	14,900.00
2008	72	68			140	CUT	
2010	69	66	69	69	273	T65	10,455.00
						Total	**$162,314.67**

Urzetta, Sam (74.25)

Year	1st	2nd	3rd	4th	Total	Finish	Money
1956	74	73	74	76	297	T37	
						Total	

Utley, Stan (73.25)

Year	1st	2nd	3rd	4th	Total	Finish	Money
1990	76	73			149	CUT	
1991	73	72			145	CUT	
1992	74	72			146	CUT	
1994	71	75			146	CUT	
						Total	

Valentine, Tommy (73.75)

Year	1st	2nd	3rd	4th	Total	Finish	Money
1979	73	72	71	75	291	T18	$2,937.50
1980	73	78			151	CUT	
1982	74	75			149	CUT	
1983	76	77			153	CUT	
1984	70	73	74	72	289	T24	3,240.00
1985	76	73	71	73	293	T22	3,713.33
1986	76	73			149	CUT	
						Total	**$9,890.83**

Valuck, George (78.00)

Year	1st	2nd	3rd	4th	Total	Finish	Money
1956	78				78	W/D	
						Total	

Van Aswegen, Tyrone (69.08)

Year	1st	2nd	3rd	4th	Total	Finish	Money
2014	72	66	72	71	281	T74	$10,123.00
2015	67	72			139	CUT	
2017	71	66	65	69	271	T28	36,153.33
2018	68	70			138	CUT	
						Total	**$46,276.33**

van der Walt, Dawie (68.50)

Year	1st	2nd	3rd	4th	Total	Finish	Money
2016	71	66	70	67	274	T53	$12,964.00
						Total	**$12,964.00**

van der Walt, Tjaart (71.25)

Year	1st	2nd	3rd	4th	Total	Finish	Money
2005	73	68	70	74	285	T64	$10,450.00
						Total	**$10,450.00**

van Rooyen, Erik (68.00)

Year	1st	2nd	3rd	4th	Total	Finish	Money
2021	65	69	73	65	272	T37	$26,560.00
						Total	**$26,560.00**

Van Pelt, Bo (70.03)

Year	1st	2nd	3rd	4th	Total	Finish	Money
1999	76	72			148	CUT	
2002	68	76	70	73	287	T44	$12,160.00
2004	66	69	74	69	278	T16	73,600.00
2005	72	71			143	CUT	
2007	72	70			142	CUT	
2008	67	66	72	71	276	T60	11,067.00
2009	66	69	70	70	275	T57	11,271.00
2014	67	65	68	69	269	T14	92,750.00
2015	69	67	73	70	279	65	11,340.00
2020	72	72			144	CUT	
2021	68	72			140	CUT	
						Total	**$212,188.00**

Van Zyl, Jaco (69.00)

Year	1st	2nd	3rd	4th	Total	Finish	Money
2007	70	69	69	68	276	T33	$27,625.00
						Total	**$27,625.00**

Vance, L. (77.75)

Year	1st	2nd	3rd	4th	Total	Finish	Money
1952	79	77	75	80	311	T51	
						Total	

Vare, Edwin (79.00)

Year	1st	2nd	3rd	4th	Total	Finish	Money
1959	79	79			158	CUT	
						Total	

Varner III, Harold (67.91)

Year	1st	2nd	3rd	4th	Total	Finish	Money
2016	73	70			143	CUT	
2017	63	68	66	69	266	T10	$145,000.00
2018	66	69	69	69	273	T53	13,890.00
2019	66	66	71	70	273	T60	13,144.00
2020	62	69	67	65	263	T7	208,000.00
2021	67	67	71	71	276	T57	14,656.00
						Total	**$394,690.00**

Vaughan, Bruce (72.00)

Year	1st	2nd	3rd	4th	Total	Finish	Money
1995	70	74			144	CUT	
						Total	

Veasey, L.R. (78.00)

Year	1st	2nd	3rd	4th	Total	Finish	Money
1957	80	76			156	CUT	
						Total	

Veazey, Vance (73.00)

Year	1st	2nd	3rd	4th	Total	Finish	Money
1998	77	72			149	CUT	
2003	70	73	79	71	293	85	$7,650.00
2006	72	75			147	CUT	
2010	72	69			141	CUT	
						Total	**$7,650.00**

Vegas, Jhonattan (68.80)

Year	1st	2nd	3rd	4th	Total	Finish	Money
2012	71	70			141	CUT	
2014	67	65	69	66	267	T8	$148,400.00
2015	67	74			141	CUT	
2018	70	73			143	CUT	
2020	77	65			142	CUT	
2021	65	68	72	63	268	T15	91,342.23
						Total	**$239,742.22**

Ventura, Kristoffer (68.84)

Year	1st	2nd	3rd	4th	Total	Finish	Money
2020	69	68	63	72	272	T37	$29,120.00
2021	71	70			141	CUT	
						Total	**$29,120.00**

Venturi, Ken (73.40)

Year	1st	2nd	3rd	4th	Total	Finish	Money
1958	71	71	68	72	282	T16	$250.00
1969	74	77			151	CUT	
1975	73	77	78	73	301	T70	113.34
						Total	**$363.34**

Veriato, Steven (75.50)

Year	1st	2nd	3rd	4th	Total	Finish	Money
1980	77	74			151	CUT	
						Total	

Verplank, Scott (71.89)

Year	1st	2nd	3rd	4th	Total	Finish	Money
1987	72	73	73	74	292	T20	$5,712.00
1988	74	69	72	72	287	T36	4,506.86
1989	71	71	76	72	290	T28	6,368.75
1990	77	80			157	CUT	
1991	76	80			156	CUT	
1994	72	77			149	CUT	
1995	72	71	69	73	285	T36	7,065.00
1997	72	67	72	70	281	T14	32,300.00
1998	67	71	66	72	276	2	237,600.00
1999	73	70	70	75	288	T48	6,534.67
2000	66	74	70	72	282	T8	81,000.00
2001	73	67	71	71	282	T36	14,365.91
2013	67	73			140	CUT	
2015	71	71			142	CUT	
						Total	**$395,453.19**

Verwey, Bob (72.82)

Year	1st	2nd	3rd	4th	Total	Finish	Money
1960	75	73	72	72	292	T33	
1961	76	73	75	70	294	T23	$285.00
1962	73	81			154	CUT	
1965	70	75	69	72	286	T25	687.50
1966	79	67			146	DQ	
1967	72	72	68	72	284	T36	597.65
1968	77	69			146	CUT	
						Total	**$1,570.15**

Vick, Matt (78.00)

Year	1st	2nd	3rd	4th	Total	Finish	Money
2021	77	79			156	CUT	
						Total	

Villarreal, Armando (72.00)

Year	1st	2nd	3rd	4th	Total	Finish	Money
2014	75	69			144	CUT	
						Total	

Villegas, Camilo (68.63)

Year	1st	2nd	3rd	4th	Total	Finish	Money
2006	74	80			154	CUT	
2011	70	64	68	66	268	T9	$140,400.00
2012	72	67	70	74	283	T70	10,296.00
2013	69	68	72	67	276	T29	32,263.75
2014	63	69	68	63	263	1	954,000.00
2015	66	69	67	68	270	T26	39,960.00
2016	72	68			140	CUT	
2017	68	68	65	68	269	T16	78,735.00
2021	68	67	71	67	273	T46	18,060.80
						Total	**$1,273,715.55**

Vines, Ellsworth (73.30)

Year	1st	2nd	3rd	4th	Total	Finish	Money
1947					294	T12	$282.50
1948	70	69	74	77	290	T16	132.00
1949	73	76			149	W/D	
						Total	**$414.50**

Vinzant, Everette (75.50)

Year	1st	2nd	3rd	4th	Total	Finish	Money
1957	74	77			151	CUT	
						Total	

Vogel, T.J. (69.00)

Year	1st	2nd	3rd	4th	Total	Finish	Money
2018	69	69			138	CUT	
						Total	

Vorster, Peter (80.00)

Year	1st	2nd	3rd	4th	Total	Finish	Money
1962	79	81			160	CUT	
						Total	

Vossler, Ernie (71.75)

Year	1st	2nd	3rd	4th	Total	Finish	Money
1959	70	71	71	75	287	T14	$327.50
						Total	**$327.50**

Vranesh, Brian (70.00)

Year	1st	2nd	3rd	4th	Total	Finish	Money
2009	70	70			140	CUT	
						Total	

Wadkins, Bobby (73.18)

Year	1st	2nd	3rd	4th	Total	Finish	Money
1975	83				83	W/D	
1976	78				78	W/D	
1978	72	71	74	68	285	T5	$6,760.00
1979	70	73	67	74	284	4	12,000.00
1981	72	75	69	75	291	T23	2,670.00
1982	72	67	78	74	291	T11	7,200.00
1983	75	72	70	72	289	T19	4,208.89
1984	72	82			154	CUT	
1985	74	73	72	78	297	T43	1,282.66
1986	75	69	68	72	284	T17	7,750.00
1987	75	76			151	CUT	
1988	73	76			149	CUT	
1989	75	75			150	CUT	
1990	75	71	74	72	292	T44	4,125.00
1991	72	73			145	CUT	
1992	75	68	70	73	286	T36	5,887.00
1993	75	73			148	CUT	
1994	75	69	75	76	295	T69	3,015.00
1995	71	77			148	CUT	
1996	79				79	W/D	
1998	68	71	74	72	285	T30	12,787.50
						Total	**$67,686.05**

Wadkins, Lanny (71.96)

Year	1st	2nd	3rd	4th	Total	Finish	Money
1969	69	72	74	74	289	T67	
1971	69	77	75	72	293	T76	
1972	69	69	71	69	278	T18	$2,044.00
1973	74	72			146	CUT	
1974	71	73			143	CUT	
1976	69	68	72	70	279	T26	1,667.50
1977	72	79			151	CUT	
1978	70	72	73	70	285	T5	6,760.00
1979	72	74	73	77	296	T51	585.00
1981	70	76	70	74	290	T19	3,765.00
1982	69	71	73	77	290	T7	9,037.50
1983	72	69	67	67	275	1	72,000.00
1984	73	75	75	67	290	T30	2,484.00
1985	69	74	72	74	289	T10	9,200.00
1986	75	68	68	69	280	5	20,000.00
1988	71	70	68	75	284	T18	11,333.33
1989	74	76			150	CUT	
1990	71	73	73	70	287	T10	25,138.89
1991	69	65	72	71	277	T5	43,906.25
1993	76	73			149	CUT	
1994	76				76	W/D	
1995	73	79			152	CUT	
1996	72	73	76	66	287	T44	5,760.00
1999	72	69	78	74	293	T68	5,252.00
						Total	**$218,933.47**

Wadsworth, Fred (73.50)

Year	1st	2nd	3rd	4th	Total	Finish	Money
1988	72	72	73	70	287	T36	$4,506.85
2002	76	78			154	CUT	
						Total	**$4,506.85**

Wagner, Johnson (67.98)

Year	1st	2nd	3rd	4th	Total	Finish	Money
2007	68	68	69	69	274	T20	$52,142.86
2009	66	66	71	69	272	T32	24,820.00
2010	73	65			138	CUT	
2011	69	67	67	72	275	T52	12,004.57
2013	71	69			140	CUT	
2014	66	67	70	70	273	T38	21,730.00
2015	68	70			138	CUT	
2016	66	68	65	67	266	T5	189,840.00
2017	67	64	65	74	270	T24	49,445.00
2018	70	66	67	66	269	T33	33,900.00
2019	63	69	67	66	265	T13	109,533.33
2021	68	69	68	70	275	T55	14,976.00
						Total	**$508,391.76**

Wagner, Leonard (77.50)

Year	1st	2nd	3rd	4th	Total	Finish	Money
1961	79	76			155	CUT	
						Total	

Waite, Grant (73.81)

Year	1st	2nd	3rd	4th	Total	Finish	Money
1990	74	72	76	77	299	T63	$2,637.50
1993	74	73	70	73	290	T39	6,300.00
1994	74	71	77	74	296	T71	2,940.00
1995	74	80			154	CUT	
1997	74	71			145	CUT	
1998	76	69			145	CUT	
1999	73	76			149	CUT	
2000	71	72	74	75	292	T56	6,690.00
2001	71	73			144	CUT	
2002	75	70			145	CUT	
2004	73	76			149	CUT	
2007	72	82			154	CUT	
						Total	**$18,567.50**

Walcher, Rocky (74.50)

Year	1st	2nd	3rd	4th	Total	Finish	Money
2001	76	73			149	CUT	
						Total	

Waldorf, Duffy (71.83)

Year	1st	2nd	3rd	4th	Total	Finish	Money
1987	73	74	72	74	293	T30	$3,487.50
1989	71	68	81	76	296	T68	2,000.00
1990	72	71	81	76	300	T67	2,562.50
1991	71	70	63	75	279	T12	26,250.00
1994	69	74	73	73	289	T44	4,062.50
1996	73	65	67	71	276	2	194,400.00
1997	72	76			148	CUT	
1998	72	74			146	CUT	

2002	71	70	74	68	283	T19	47,690.00
2004	71	73			144	CUT	
2005	69	71	67	70	277	T21	48,357.14
2007	72	70			142	CUT	
						Total	**$328,809.64**

Walker, James (80.50)

Year	1st	2nd	3rd	4th	Total	Finish	Money
1953	84	77			161	CUT	
						Total	

Walker, Jimmy (69.48)

Year	1st	2nd	3rd	4th	Total	Finish	Money
2008	70	73			143	CUT	
2009	70	67	70		207	T71	$9,792.00
2010	73	66			139	CUT	
2011	65	71	74	68	278	T66	10,608.00
2012	66	62	71	67	266	T4	214,933.33
2013	69	73			142	CUT	
2016	74	68			142	CUT	
2019	68	74			142	CUT	
						Total	**$235,333.33**

Walker, Steve (80.00)

Year	1st	2nd	3rd	4th	Total	Finish	Money
1969	79	81			160	CUT	
						Total	

Wall, Art (71.07)

Year	1st	2nd	3rd	4th	Total	Finish	Money
1950	71	71	76	75	293	T32	
1951	77	77	70	82	306	T43	
1952	70	69	67	74	280	6	$600.00
1953	70	67	68	70	275	4	800.00
1954	74	71	73	75	293	T23	
1955	66	68	69	71	274	T2	1,335.00
1956	72	73	73	74	292	T21	130.00
1957	75	70	72	71	288	T22	155.00
1958	70	69	71	67	277	T2	1,080.00
1959	69	67	70	74	280	2	1,500.00
1962	72	72	71	74	289	T18	640.00
1963	70	71	68	68	277	T4	1,766.67
1965	76	73			149	CUT	
1968	74	68	68	71	281	T29	979.69
1969	68	69	75	73	285	T50	280.00
1970	74	73			147	CUT	
1971	68	73	69	70	280	T14	3,135.00
1972	72	69	69	69	279	T28	1,450.00
1973	67	71	68	70	276	T18	2,092.36
1976	74	69	69	68	280	T32	1,219.00
						Total	**$17,162.72**

Wall, Fletcher (74.67)

Year	1st	2nd	3rd	4th	Total	Finish	Money
1955	70	76	73	73	292	T35	
1956	79	77			156	CUT	
						Total	

Wallace, Matt (69.50)

Year	1st	2nd	3rd	4th	Total	Finish	Money
2020	69	70			139	CUT	
						Total	

Wallace, Stuart (81.50)

Year	1st	2nd	3rd	4th	Total	Finish	Money
1956	83	80			163	CUT	
						Total	

Walsh, Frank (71.50)

Year	1st	2nd	3rd	4th	Total	Finish	Money
1940	146	72	68		286	13	$110.80
						Total	**$110.80**

Walters, Mike (74.00)

Year	1st	2nd	3rd	4th	Total	Finish	Money
1977	76	72			148	CUT	
						Total	

Waltman, Retief (74.50)

Year	1st	2nd	3rd	4th	Total	Finish	Money
1959	73	75	70	78	296	T39	
1960	78	73			151	CUT	
						Total	

Walzel, Bobby (71.24)

Year	1st	2nd	3rd	4th	Total	Finish	Money
1974	70	70	71	70	281	T32	$1,303.62
1976	72	69	69	68	278	T21	2,185.00
1977	73	70	74	69	286	T20	2,266.00
1979	68	75	74	72	289	T9	6,750.00
1980	75				75	W/D	
1981	70	74	70	73	287	T7	8,121.43
						Total	**$20,626.05**

Wampler, Fred (71.65)

Year	1st	2nd	3rd	4th	Total	Finish	Money
1953	69	68	77	70	284	T13	$255.00
1954	77	73	74	73	297	34	
1955	72	71	72	72	287	T25	25.00
1956	74	70	64	71	279	2	1,500.00
1957	71	71	70	74	286	T16	280.00
						Total	**$2,060.00**

Ward, Dalton (72.50)

Year	1st	2nd	3rd	4th	Total	Finish	Money
2015	70	75			145	CUT	
						Total	

Ward, Jim (80.00)

Year	1st	2nd	3rd	4th	Total	Finish	Money
1957	85	75			160	CUT	
						Total	

Ward, Jr., Harvie (75.30)

Year	1st	2nd	3rd	4th	Total	Finish	Money
1950	74	77	77	70	298	T46	
1951	73	75	73	75	296	T24	
1977	82	77			159	CUT	
						Total	

Warren, Charles (69.08)

Year	1st	2nd	3rd	4th	Total	Finish	Money
1999	69	72	80	73	294	71	$5,148.00
2005	62	74	70	65	271	T3	260,000.00
2007	68	67	70	68	273	T13	85,714.29
2008	67	66	69	69	271	T36	25,143.00
2009	67	72			139	CUT	
2010	67	69	69	68	273	T65	10,455.00
2011	67	68	75	65	275	T52	12,004.58
						Total	**$398,464.87**

Watkins, Aaron (70.25)

Year	1st	2nd	3rd	4th	Total	Finish	Money
2009	68	71			139	CUT	
2013	69	73			142	CUT	
						Total	

Watkins, Carl (81.00)

Year	1st	2nd	3rd	4th	Total	Finish	Money
1962	77	85			162	CUT	
						Total	

Watkins, Randy (75.00)

Year	1st	2nd	3rd	4th	Total	Finish	Money
1984	72	78			150	CUT	
						Total	

Watkins, Scott (74.17)

Year	1st	2nd	3rd	4th	Total	Finish	Money
1980	72	74	76	73	295	T64	$520.00
1984	74	76			150	CUT	
						Total	**$520.00**

Watney, Nick (69.09)

Year	1st	2nd	3rd	4th	Total	Finish	Money
2005	73	70			143	CUT	
2006	64	71	74	68	277	T6	$151,250.00
2008	71	67			138	CUT	
2012	66	69	70	68	273	T31	30,160.00
2013	72	69			141	CUT	
2014	67	64	65	70	266	T5	193,450.00
2015	66	65	68	72	271	T31	30,625.71
2017	70	70			140	CUT	
2018	70	71			141	CUT	
2019	71	72			143	CUT	
2020	68	71			139	CUT	
2021	69	70			139	CUT	
						Total	**$405,485.71**

Watson, Bob (75.60)

Year	1st	2nd	3rd	4th	Total	Finish	Money
1953	72	73	77		222	W/D	
1967	77	79			156	CUT	
						Total	

Watson, Bubba (69.42)

Year	1st	2nd	3rd	4th	Total	Finish	Money
2006	69	70	72	71	282	T31	$27,750.00
2008	70	68			138	CUT	
2009	71	69			140	CUT	
2021	67	69	70	67	273	T46	18,060.80
						Total	**$45,810.80**

Watson, Denis (73.30)

Year	1st	2nd	3rd	4th	Total	Finish	Money
1980	71	77			148	CUT	
1982	72	65	76	77	290	T7	$9,037.50
1983	69	72	67	72	280	T2	35,200.00
1984	77	79			156	CUT	
1985	74	75	73	74	296	T37	1,760.00
1988	73	73			146	CUT	
1993	74	76			150	CUT	
						Total	**$45,997.50**

Watson, Roger (74.00)

Year	1st	2nd	3rd	4th	Total	Finish	Money
1976	74	74			148	CUT	
						Total	

Watson, Tom (71.80)

Year	1st	2nd	3rd	4th	Total	Finish	Money
1973	73	72			145	CUT	
1975	76	69	74	69	288	T20	$2,305.00
1993	75	70	72	68	285	T12	26,812.50
						Total	**$29,117.50**

Watts, Brian (70.33)

Year	1st	2nd	3rd	4th	Total	Finish	Money
1991	71	74			145	CUT	
2001	70	68	69	70	277	T12	$68,600.00
						Total	**$68,600.00**

Weathers, Bob (77.00)

Year	1st	2nd	3rd	4th	Total	Finish	Money
1960	77	77			154	CUT	
						Total	

Weaver, Bert (71.71)

Year	1st	2nd	3rd	4th	Total	Finish	Money
1957	75	72	77	70	294	T37	
1958	72	74	70	71	287	T27	$76.67
1961	73	71	73	72	289	T10	800.00
1962	70	71	74	74	289	T18	640.00
1965	70	71	73	67	281	T7	2,275.00
1968	71	71	70	69	281	T29	979.69
						Total	**$4,771.36**

Weaver, Buddy (73.75)

Year	1st	2nd	3rd	4th	Total	Finish	Money
1955	74	72	74	75	295	T44	
						Total	

Weaver, DeWitt (73.29)

Year	1st	2nd	3rd	4th	Total	Finish	Money
1965	76	74			150	CUT	

1968	77	75			152	CUT	
1969	75	75			150	CUT	
1970	79	71			150	CUT	
1973	73	72			145	CUT	
1976	68	73	68	70	279	T26	$1,667.50
						Total	**$1,667.50**

Weaver, Drew (67.83)

Year	1st	2nd	3rd	4th	Total	Finish	Money
2008	69	69			138	CUT	
2010	67	70	64	68	269	T41	$17,365.50
						Total	**$17,365.50**

Webb, Bill (72.75)

Year	1st	2nd	3rd	4th	Total	Finish	Money
1958	74	71	74	72	291	T42	
						Total	

Webb, Gene (75.25)

Year	1st	2nd	3rd	4th	Total	Finish	Money
1950	79	70	76	76	301	T52	
						Total	

Webb, Larry (76.50)

Year	1st	2nd	3rd	4th	Total	Finish	Money
1979	76	77			153	CUT	
						Total	

Weber, Ron (74.67)

Year	1st	2nd	3rd	4th	Total	Finish	Money
1962	73	75	75	77	300	T57	
1967	72	76			148	CUT	
						Total	

Weekley, Boo (69.23)

Year	1st	2nd	3rd	4th	Total	Finish	Money
2002	74	74			148	CUT	
2009	65	67	72	68	272	T32	$24,820.00
2010	64	67	71	69	271	T53	11,433.27
2011	70	68			138	CUT	
2012	70	70			140	CUT	
2013	69	67	73	68	277	T37	22,260.00
2014	72	68			140	CUT	
2015	69	70			139	CUT	
2016	70	66	70	72	278	71	11,088.00
2019	67	67	69	71	274	T69	12,400.00
						Total	**$82,001.27**

Weibring, D.A. (74.29)

Year	1st	2nd	3rd	4th	Total	Finish	Money
1979	75	76			151	CUT	
1981	74	74	75	76	299	T67	$609.00
1982	71	68	75	76	290	T7	9,037.50
1984	70	75	82	73	300	70	800.00
						Total	**$10,446.50**

Weibring, Matt (68.00)

Year	1st	2nd	3rd	4th	Total	Finish	Money
2009	68	66	68	70	272	T32	$24,820.00
						Total	**$24,820.00**

Weir, Mike (71.11)

Year	1st	2nd	3rd	4th	Total	Finish	Money
1998	77	77			154	CUT	
1999	70	68	74	71	283	T25	$19,846.67
2006	68	75			143	CUT	
2010	67	71			138	CUT	
2013	72	72			144	CUT	
2014	66	74			140	CUT	
2019	67	69	68	74	278	76	11,656.00
						Total	**$31,502.67**

Weiskopf, Tom (70.87)

Year	1st	2nd	3rd	4th	Total	Finish	Money
1966	68	67	71	70	276	2	$12,000.00
1967	73	72	71	70	286	T49	85.42
1968	69	70	70	72	281	T29	979.68
1969	67	72	67	68	274	T2	12,373.33
1970	68	70	69	74	281	T25	1,386.00
1971	69	72	70	71	282	T28	1,220.75
1972	68	77			145	CUT	
1973	68	72	68	69	277	T29	1,428.00
1975	64	71	72	68	275	1	45,000.00
1976	69	68	68	69	274	T6	7,475.00
1977	74	74			148	CUT	
1979	71	76	75	73	295	T44	737.86
1981	71	76	70	76	293	T35	1,324.50
1983	73	77			150	CUT	
1992	73	75			148	CUT	
						Total	**$84,010.54**

Welch, Harry (78.67)

Year	1st	2nd	3rd	4th	Total	Finish	Money
1952	76	77	83		236	W/D	
						Total	

Wells, Chip (75.50)

Year	1st	2nd	3rd	4th	Total	Finish	Money
1991	74	77			151	CUT	
						Total	

Wells, John (76.00)

Year	1st	2nd	3rd	4th	Total	Finish	Money
1968	75	77			152	CUT	
						Total	

Wentworth, Kevin (72.67)

Year	1st	2nd	3rd	4th	Total	Finish	Money
1998	69	71	74	76	290	T62	$4,664.00
1999	74	72			146	CUT	
2000	73	71	71	75	290	T46	8,022.86
2001	75	71			146	CUT	
						Total	**$12,686.86**

Werenski, Richy (67.56)

Year	1st	2nd	3rd	4th	Total	Finish	Money
2017	67	66	64	69	266	T10	$145,000.00
2018	68	69	72	64	273	T53	13,890.00
2019	68	68	68	66	270	T39	22,940.00
2021	67	70	70	65	272	T37	26,560.00
						Total	**$208,390.00**

West, Mike (72.50)

Year	1st	2nd	3rd	4th	Total	Finish	Money
1986	72	72	72	74	290	T53	$1,157.50
						Total	**$1,157.50**

Wetterich, Brett (71.30)

Year	1st	2nd	3rd	4th	Total	Finish	Money
2000	77	71			148	CUT	
2002	75	78			153	CUT	
2005	71	73			144	CUT	
2010	70	66	68	64	268	T34	$25,208.58
						Total	**$25,208.58**

Whaley, Allan (86.50)

Year	1st	2nd	3rd	4th	Total	Finish	Money
1957	86	87			173	CUT	
						Total	

Whaley, Allen (84.00)

Year	1st	2nd	3rd	4th	Total	Finish	Money
1958	83	85			168	CUT	
						Total	

Whaley, Vincent (69.34)

Year	1st	2nd	3rd	4th	Total	Finish	Money
2020	71	66	66	69	272	T37	$29,120.00
2021	70	74			144	CUT	
						Total	**$29,120.00**

Whalley, Ed (74.00)

Year	1st	2nd	3rd	4th	Total	Finish	Money
1957	76	78			154	CUT	
1958	71	71	73	75	290	T38	
						Total	

Wharton, Frank (72.88)

Year	1st	2nd	3rd	4th	Total	Finish	Money
1965	73	72	73	74	292	T53	
1966	77	69	72	73	291	T51	
						Total	

Wheatcroft, Steve (70.14)

Year	1st	2nd	3rd	4th	Total	Finish	Money
2007	68	66	71	73	278	T49	$12,025.00
2010	69	70			139	CUT	
2012	74	69			143	CUT	
2015	67	71			138	CUT	
2016	68	74			142	CUT	
2018	71	71			142	CUT	
						Total	**$12,025.00**

Whisman, Greg (78.00)

Year	1st	2nd	3rd	4th	Total	Finish	Money
1991	75	81			156	CUT	
						Total	

White, Buck (73.75)

Year	1st	2nd	3rd	4th	Total	Finish	Money
1949	71	74	71	74	290	T23	
1950	73	76	75	76	300	51	
						Total	

White, Carlton (72.17)

Year	1st	2nd	3rd	4th	Total	Finish	Money
1976	70	70	72	72	284	T56	$465.75
1977	75	74			149	CUT	
						Total	**$465.75**

White, Larry (74.50)

Year	1st	2nd	3rd	4th	Total	Finish	Money
1973	73	76			149	CUT	
						Total	

White, Mike (76.00)

Year	1st	2nd	3rd	4th	Total	Finish	Money
1980	78	74			152	CUT	
						Total	

White, Orville (72.14)

Year	1st	2nd	3rd	4th	Total	Finish	Money
1938	147	68	70		285	T7	$215.00
1945					288	7	360.00
1946					283	T6	383.33
1949	71	77			148	W/D	
1956	74	70	73	75	292	T21	130.00
1957	72	71	73	75	291	T31	
						Total	**$1,088.33**

White, Jr., Severn (77.00)

Year	1st	2nd	3rd	4th	Total	Finish	Money
1956	77	77			154	W/D	
						Total	

Whitfield, David (78.00)

Year	1st	2nd	3rd	4th	Total	Finish	Money
1985	77	79			156	CUT	
						Total	

Whitt, Don (72.30)

Year	1st	2nd	3rd	4th	Total	Finish	Money
1956	73	75	72	77	297	T37	
1957	71	74	78	76	299	T58	
1958	67	77	71	75	290	T38	
1960	71	71	69	66	277	3	$1,400.00
1969	71	72	67	73	283	T30	819.20
						Total	**$2,219.20**

Whittaker, Ron (71.83)

Year	1st	2nd	3rd	4th	Total	Finish	Money
1996	74	76			150	CUT	
2006	67	76			143	CUT	
2008	70	68			138	CUT	
						Total	

Whittle, John (74.75)

Year	1st	2nd	3rd	4th	Total	Finish	Money
1952	74	72	76	77	299	T33	
						Total	

Wi, Charlie (69.70)

Year	1st	2nd	3rd	4th	Total	Finish	Money
2005	70	71	70	71	282	T51	$11,840.00
2007	68	67	70	73	278	T49	12,025.00
2012	72	67	70	69	278	T58	11,440.00
2013	68	65	75	72	280	T60	11,448.00
2014	70	66	71	69	276	T51	12,472.67
						Total	**$59,225.67**

Widener, Boots (79.00)

Year	1st	2nd	3rd	4th	Total	Finish	Money
1980	80	78			158	CUT	
						Total	

Widener, Jason (70.50)

Year	1st	2nd	3rd	4th	Total	Finish	Money
2017	73	68			141	CUT	
						Total	

Wiebe, Mark (72.96)

Year	1st	2nd	3rd	4th	Total	Finish	Money
1984	77	71	77	73	298	T67	$816.00
1985	77	74			151	CUT	
1986	72	71	71	74	288	T33	2,425.00
1987	78	71	78	74	301	T71	1,182.00
1988	69	71	69	73	282	T10	23,000.00
1989	72	69	71	72	284	T8	30,000.00
1990	71	70	75	72	288	T19	12,409.09
1991	74	77			151	CUT	
1992	74	70	73	74	291	T65	2,575.00
1993	72	73	68	70	283	T6	50,250.00
1995	75	78			153	CUT	
1996	69	76	76	70	291	T63	3,798.00
1997	69	73	72	80	294	71	3,762.00
1998	70	77			147	CUT	
1999	70	70	72	78	290	T57	5,746.00
2000	75				75	W/D	
						Total	**$135,963.09**

Wiechers, Jim (71.39)

Year	1st	2nd	3rd	4th	Total	Finish	Money
1967	77	77			154	CUT	
1968	74	73			147	CUT	
1969	72	69	72	77	290	T73	$266.66
1970	76	67	72	71	286	T45	428.57
1971	74	72	68	70	284	T43	630.80
1972	73	67	73	70	283	T46	430.44
1973	71	67	66	69	273	T10	5,040.00
1974	67	68	71	69	275	T10	5,067.60
1975	77	73	74	74	298	T63	395.00
1976	66	71	72	71	280	T32	1,219.00
						Total	**$13,478.07**

Wilcox, Terry (73.96)

Year	1st	2nd	3rd	4th	Total	Finish	Money
1966	68	70	74	73	285	T28	$700.00
1967	77	72			149	CUT	
1969	70	70	71	72	283	T30	819.20
1970	75	76			151	CUT	
1973	76	68			144	CUT	
1975	77	72	74	72	295	T48	562.50
1976	76	80			156	CUT	
1977	82	77			159	CUT	
1979	76	77			153	CUT	
						Total	**$2,081.70**

Wilcox, Willy (68.50)

Year	1st	2nd	3rd	4th	Total	Finish	Money
2014	67	67	67	70	271	T24	$41,008.75
2015	70	67	67	66	270	T26	39,960.00
2017	71	73			144	CUT	
						Total	**$80,968.75**

Wilkes, Brian (74.75)

Year	1st	2nd	3rd	4th	Total	Finish	Money
1962	72	76	72	79	299	T52	
						Total	

Wilkes, Trevor (71.00)

Year	1st	2nd	3rd	4th	Total	Finish	Money
1957	71	68	72	73	284	T8	$600.00
						Total	**$600.00**

Wilkinson, Tim (68.36)

Year	1st	2nd	3rd	4th	Total	Finish	Money
2008	66	69	69	74	278	T69	$10,149.00
2015	68	73			141	CUT	
2016	69	67	64	70	270	T22	45,665.45
2017	63	70	68	67	268	T14	107,300.00
						Total	**$163,114.45**

Willett, Danny (72.00)

Year	1st	2nd	3rd	4th	Total	Finish	Money
2020	71	73			144	CUT	
						Total	

Williamson, Bill (75.00)

Year	1st	2nd	3rd	4th	Total	Finish	Money
1956	77	71	73	79	300	T44	
						Total	

Williams, Chris (71.50)

Year	1st	2nd	3rd	4th	Total	Finish	Money
2013	71	72			143	CUT	
						Total	

Williams, Harold (73.75)

Year	1st	2nd	3rd	4th	Total	Finish	Money
1966	69	73	77	76	295	T60	
						Total	

Williamson, Jay (71.24)

Year	1st	2nd	3rd	4th	Total	Finish	Money
1996	76	79			155	CUT	
1999	74	78			152	CUT	
2000	72	74			146	CUT	
2001	73	69	74	72	288	T73	$6,720.00
2002	71	75			146	CUT	
2003	72	73			145	CUT	
2007	70	68	70	69	277	T37	19,016.67
2008	67	67	67	67	268	T20	57,324.00
2009	67	70	72		209	T82	8,925.00
2010	65	70	72	73	280	78	9,384.00
						Total	**$101,369.67**

Williams, John (80.50)

Year	1st	2nd	3rd	4th	Total	Finish	Money
1962	73	88			161	CUT	
						Total	

Williams, Lee (74.00)

Year	1st	2nd	3rd	4th	Total	Finish	Money
2013	75	73			148	CUT	
						Total	

Williams, Tommy (79.33)

Year	1st	2nd	3rd	4th	Total	Finish	Money
1954	80	78			158	CUT	
1956	80				80	W/D	
						Total	

Williford, Billy (78.00)

Year	1st	2nd	3rd	4th	Total	Finish	Money
1983	80	76			156	CUT	
						Total	

Willis, Garrett (70.47)

Year	1st	2nd	3rd	4th	Total	Finish	Money
2001	70	68	71	82	291	79	$6,370.00
2002	77	75			152	CUT	
2003	79				79	W/D	
2007	73	70			143	CUT	
2008	64	64	69	70	267	T15	81,600.00
2010	66	66	65	68	265	T12	96,900.00
2011	71	71			142	CUT	
						Total	**$184,870.00**

Wilson, Brian (72.50)

Year	1st	2nd	3rd	4th	Total	Finish	Money
2001	76	69			145	CUT	
						Total	

Wilson, Chris (71.00)

Year	1st	2nd	3rd	4th	Total	Finish	Money
2010	68	74			142	CUT	
						Total	

Wilson, Dean (69.87)

Year	1st	2nd	3rd	4th	Total	Finish	Money
2004	72	72			144	CUT	
2007	70	68	70	65	273	T13	$85,714.29
2008	66	71	71	70	278	T69	10,149.00
2009	71				71	W/D	
2010	70	69			139	CUT	
2012	71	72			143	CUT	
						Total	**$95,863.29**

Wilson, Jeffrey (75.00)

Year	1st	2nd	3rd	4th	Total	Finish	Money
1990	78	72			150	CUT	
						Total	

Wilson, Jim (75.00)

Year	1st	2nd	3rd	4th	Total	Finish	Money
1987	75	75			150	CUT	
						Total	

Wilson, John (73.67)

Year	1st	2nd	3rd	4th	Total	Finish	Money
1991	74	81			155	CUT	
1994	72	75			147	CUT	
1995	69	76			145	CUT	
1996	72	72	73	74	291	T63	$3,798.00
1997	71	75			146	CUT	
						Total	**$3,798.00**

Wilson, Mark (69.62)

Year	1st	2nd	3rd	4th	Total	Finish	Money
2003	75	75			150	CUT	
2004	68	72	72	73	285	T51	$11,009.33
2005	72	67	66	76	281	T45	14,300.00
2006	70	71	76	70	287	T64	10,550.00
2008	68	67	67	64	266	T9	122,400.00
2009	70	65	68	70	273	T44	14,218.80
2010	68	67	67	67	269	T41	17,365.50
2013	69	71			140	CUT	
2014	71	67	72	66	276	T51	12,472.67
2015	67	74			141	CUT	
2016	69	68	70	72	279	T72	10,920.00
2017	65	69	70	73	277	T64	12,064.00
						Total	**$225,300.30**

Wininger, Bo (72.38)

Year	1st	2nd	3rd	4th	Total	Finish	Money
1952	69	71	75	75	290	T24	
1953	70	71	75	73	289	T25	
						Total	

Wintz, Gary (76.33)

Year	1st	2nd	3rd	4th	Total	Finish	Money
1976	78	68			146	CUT	
1977	75	80			155	CUT	
1981	78	79			157	CUT	
						Total	

Wise, Aaron (68.30)

Year	1st	2nd	3rd	4th	Total	Finish	Money
2019	71	64	65	71	271	T48	$15,772.80
2021	66	70	67	70	273	T46	18,060.80
						Total	**$33,833.60**

Wise, Larry (72.00)

Year	1st	2nd	3rd	4th	Total	Finish	Money
1968	71	74	72	73	290	66	
1974	70	69	71	76	286	T57	$451.68
						Total	**$451.68**

Wittenberg, Casey (71.00)

Year	1st	2nd	3rd	4th	Total	Finish	Money
2009	72				72	W/D	
2013	71	70			141	CUT	
						Total	

Wolcott, Bob (72.93)

Year	1st	2nd	3rd	4th	Total	Finish	Money
1989	74	75			149	CUT	
1990	78	72			150	CUT	
1991	67	69	68	72	276	T3	$72,500.00
1992	74	75			149	CUT	
1993	76	73			149	CUT	
1997	74	74			148	CUT	
						Total	**$72,500.00**

Wolff, Matthew (67.50)

Year	1st	2nd	3rd	4th	Total	Finish	Money
2019	65	67	67	67	266	T19	$80,600
2021	69	70			139	CUT	
						Total	**$80,600**

Wolff, Randy (70.25)

Year	1st	2nd	3rd	4th	Total	Finish	Money
1972	70	70	74	67	281	T35	$965.00
						Total	**$965.00**

Wood, Craig (70.92)

Year	1st	2nd	3rd	4th	Total	Finish	Money
1940	142	68	69		279	2	$750.00
1941	141	70	75		286	7	270.00
1945					286	5	466.00
						Total	**$1,486.00**

Wood, Larry (73.60)

Year	1st	2nd	3rd	4th	Total	Finish	Money
1965	79	76			155	CUT	
1966	76	70	73	77	296	T65	
1967	78	77			155	CUT	
1968	73	76			149	CUT	
1970	79	74			153	CUT	
1971	70	71	72	70	283	T37	$921.00
1973	70	70	71	70	281	T50	498.67
						Total	**$1,419.67**

Wood, Thorne (74.59)

Year	1st	2nd	3rd	4th	Total	Finish	Money
1955	73	77	74	81	305	T63	
1956	79	78			157	CUT	
1957	74	75	70	70	289	T28	$110.00
1958	74	78			152	CUT	
1959	73	66	71	80	290	T23	150.00
1960	66	72	76	74	288	T20	290.00
1961	75	78	74	73	300	T41	
1962	78	78			156	CUT	
1963	72	72	78	75	297	T60	
1968	77	76			153	CUT	
						Total	**$550.00**

Wood, Tommy (87.00)

Year	1st	2nd	3rd	4th	Total	Finish	Money
1962	88	86			174	CUT	
						Total	

Wood, Willie (72.66)

Year	1st	2nd	3rd	4th	Total	Finish	Money
1984	68	76	78	73	295	T56	$888.00
1985	71	77	74	77	299	T53	913.15
1986	71	72	68	71	282	12	11,500.00
1987	76	77			153	CUT	
1988	71	76			147	CUT	
1990	75	76			151	CUT	
1991	70	70	71	73	284	T40	4,875.00
1993	78	73			151	CUT	
1994	73	72	74	69	288	T37	6,450.00
2000	70	72	72	76	290	T46	8,022.85
2001	70	70	73	73	286	T66	7,175.00
2002	69	71	71	74	285	T30	22,087.50
2007	71	68	71	76	286	83	8,700.00
						Total	**$70,611.50**

Woodard, Tom (75.50)

Year	1st	2nd	3rd	4th	Total	Finish	Money
1982	73	73	77	79	302	T62	$633.00
						Total	**$633.00**

Woodland, Gary (69.50)

Year	1st	2nd	3rd	4th	Total	Finish	Money
2012	66	74			140	CUT	
2021	70	68			138	CUT	
						Total	

Woodland, Jeff (72.50)

Year	1st	2nd	3rd	4th	Total	Finish	Money
1994	73	69	76	72	290	T56	$3,330.00
						Total	**$3,330.00**

Woods, Tiger (66.75)

Year	1st	2nd	3rd	4th	Total	Finish	Money
2015	64	65	68	70	267	T10	$129,600.00
						Total	**$129,600.00**

Woodson, Jay (75.00)

Year	1st	2nd	3rd	4th	Total	Finish	Money
2008	72	78			150	CUT	
						Total	

Woodward, Jim (76.80)

Year	1st	2nd	3rd	4th	Total	Finish	Money
1990	81	73			154	CUT	
1991	75	73			148	CUT	
1992	79	73			152	CUT	
1993	75	85			160	W/D	
1994	76	78			154	CUT	
						Total	

Woodward, Len (71.08)

Year	1st	2nd	3rd	4th	Total	Finish	Money
1960	67	70	70	71	278	4	$1,200.00
1961	77	72	69	70	288	9	900.00
1963	70	73	70	74	287	T30	275.00
						Total	**$2,375.00**

Woosnam, Ian (74.00)

Year	1st	2nd	3rd	4th	Total	Finish	Money
1988	73	75			148	CUT	
						Total	

Worrell, Joe (77.58)

Year	1st	2nd	3rd	4th	Total	Finish	Money
1952	72	74	81	80	307	T41	
1956	83	78			161	W/D	
1959	78	76			154	CUT	
1961	80	75			155	CUT	
1962	75	79			154	CUT	
						Total	

Worsham, Lew (71.54)

Year	1st	2nd	3rd	4th	Total	Finish	Money
1947					296	T20	$70.00
1948	70	71	68	70	279	2	1,400.00
1949	72	68	71	67	278	T3	1,000.00
1950	72	71	75	74	292	T28	
1951	75	70	73	71	289	T8	415.00
1952	70	75	68	69	282	9	360.00
1953	74				74	W/D	
						Total	**$3,245.00**

Wrenn, Robert (74.54)

Year	1st	2nd	3rd	4th	Total	Finish	Money
1985	78	83			161	CUT	
1986	75	71			146	CUT	
1987	73	76	81	76	306	75	$1,140.00
1988	70	72	68	75	285	T27	7,400.00
1989	75	79			154	CUT	
1991	71	78			149	CUT	
1992	73	74			147	CUT	
1994	73	77			150	CUT	
1996	74	68	75	74	291	T63	3,798.00
						Total	**$12,338.00**

Wurtz, Mark (73.75)

Year	1st	2nd	3rd	4th	Total	Finish	Money
1994	71	79			150	CUT	
1995	71	80			151	CUT	
1998	70	70	73	76	289	T55	$4,928.00
						Total	**$4,928.00**

Wyatt, Bobby (70.13)

Year	1st	2nd	3rd	4th	Total	Finish	Money
2014	67	70	73	70	280	T70	$10,441.00
2017	66	68	73	74	281	74	11,136.00
						Total	**$21,577.00**

Wylie, Bob (72.00)

Year	1st	2nd	3rd	4th	Total	Finish	Money
1958	70	76	70	72	288	T33	
						Total	

Wynn, Bob (72.75)

Year	1st	2nd	3rd	4th	Total	Finish	Money
1971	69	75	71	69	284	T43	$630.00
1975	74	76	73	73	296	T54	495.00
1976	71	74			145	CUT	
1977	72	75	73	69	289	T40	822.45
1978	73	74	72	72	291	T39	866.00
1979	72	78			150	CUT	
						Total	**$2,813.45**

Wynn, Mike (71.86)

Year	1st	2nd	3rd	4th	Total	Finish	Money
1973	73	67	70	70	280	T44	$633.50
1975	77	68	72	71	288	T20	2,305.00
1976	72	71	73	68	284	T56	465.75
1977	77	77			154	CUT	
						Total	**$3,404.25**

Wysong, Dudley (71.58)

Year	1st	2nd	3rd	4th	Total	Finish	Money
1966	74	69	69	71	283	T15	$1,550.00
1968	73	73			146	CUT	
1969	71	72	67	73	283	T30	819.20
1970	73	74			147	CUT	
						Total	**$2,369.20**

Xiong, Norman (69.00)

Year	1st	2nd	3rd	4th	Total	Finish	Money
2018	68	70			138	CUT	
						Total	

Yancey, Bert (71.57)

Year	1st	2nd	3rd	4th	Total	Finish	Money
1964	73	73	72	72	290	T34	$300.00
1965	77	75			152	CUT	
1966	71	68	74	72	285	T28	700.00
1967	74	71	74		219	W/D	
1968	70	68	70	70	278	T16	1,993.75
1969	73	71			144	CUT	
1971	69	70	72	71	282	T28	1,220.00
1972	72	66	71	73	282	T43	660.00
1973	66	71	68	73	278	T32	1,188.60
1975	71	76	72	76	295	T48	562.50
						Total	**$6,624.85**

Yancey, Cameron (74.50)

Year	1st	2nd	3rd	4th	Total	Finish	Money
2002	79	73			152	CUT	
2003	74	72			146	CUT	
						Total	

Yang, Y.E. (68.94)

Year	1st	2nd	3rd	4th	Total	Finish	Money
2008	67	69	66	68	270	T30	$32,427.50
2012	67	69	69	69	274	T37	21,320.00
2013	72	70			142	CUT	
2014	69	68	68	69	274	T45	16,960.00
2017	70	73			143	CUT	
						Total	**$70,707.50**

Yankee, Ralph (72.00)

Year	1st	2nd	3rd	4th	Total	Finish	Money
1953	74	70	72	72	288	T23	
						Total	

Yates, Wayne (72.67)

Year	1st	2nd	3rd	4th	Total	Finish	Money
1967	76	78			154	CUT	
1968	69	72	72	69	282	T34	$773.44
						Total	**$773.44**

Yokoo, Kaname (71.71)

Year	1st	2nd	3rd	4th	Total	Finish	Money
2001	71	69	65	71	276	T9	$94,500.00
2002	80				80	W/D	
2003	73	73			146	CUT	
						Total	**$94,500.00**

Young, Kim (77.00)

Year	1st	2nd	3rd	4th	Total	Finish	Money
1992	76	78			154	CUT	
						Total	

Young, Sandy (77.38)

Year	1st	2nd	3rd	4th	Total	Finish	Money
1953	76	74	84	74	308	T70	
1956	80	77			157	CUT	
1957	74	72	74	77	297	T53	
1958	78	82			160	CUT	
1959	84				84	W/D	
						Total	

Yun, Andrew (69.50)

Year	1st	2nd	3rd	4th	Total	Finish	Money
2018	68	71			139	CUT	
						Total	

Zabriski, Bruce (73.33)

Year	1st	2nd	3rd	4th	Total	Finish	Money
1988	68	74	72	78	292	T66	$2,040.00
1992	72	76			148	CUT	
						Total	**$2,040.00**

Zalatoris, Will (68.00)

Year	1st	2nd	3rd	4th	Total	Finish	Money
2018	71	67			139	CUT	
2021	68	68	65	69	270	T29	$41,013.33
						Total	**$41,013.33**

Zarhardt, Joe (73.04)

Year	1st	2nd	3rd	4th	Total	Finish	Money
1945					292	T9	$240.00
1946					291	T28	
1948	72	73	73	70	288	T12	240.00
1949	75	72	73	73	293	T33	
1950	73	74	72	74	293	T32	
1951	74	74	76	79	303	T38	
1952	73	73	67	71	284	T12	180.00
1953	71	68	71	72	282	T9	390.00
1954	72	76	74	73	295	T27	
1955	77	71	75	70	293	T39	
1956	77	71	69	76	293	T26	50.00
1957	76	71	74	77	298	T56	
1958	72	71	73	74	290	T38	
1961	80	79			159	CUT	
1962	72	81			153	CUT	
1963	74	67	78	76	295	T54	
						Total	**$1,100.00**

Zarley, Kermit (72.63)

Year	1st	2nd	3rd	4th	Total	Finish	Money
1965	71	74	71	76	292	T53	
1967	73	68	76	72	289	T59	
1969	74	72			146	CUT	
1974	72	69	72	73	286	T57	$451.68
1976	68	67	74	69	278	T21	2,185.00
1977	79	68	71	73	291	T54	528.67
1978	71	74	76	71	292	T51	576.00
1979	75	73	78	74	300	71	495.00
1980	73	77			150	CUT	
						Total	**$4,236.35**

Zender, Bob (72.67)

Year	1st	2nd	3rd	4th	Total	Finish	Money
1977	72	73	69	72	286	T20	$2,266.00
1978	72	72	75	72	291	T39	866.00
1980	77				77	W/D	
						Total	$3,132.00

Zhang, Xinjun (69.13)

Year	1st	2nd	3rd	4th	Total	Finish	Money
2018	68	67	72	70	277	T70	$11,880.00
2021	68	70			138	CUT	
						Total	**$11,880.00**

Ziegler, Larry (72.33)

Year	1st	2nd	3rd	4th	Total	Finish	Money
1969	70	70	76	76	292	75	$266.66
1970	71	73			144	CUT	
1972	71				71	W/D	
1975	73				73	W/D	
1980	68	75	70	75	288	T26	1,631.82
						Total	**$1,898.48**

Zimmerman, Al (72.57)

Year	1st	2nd	3rd	4th	Total	Finish	Money
1952	71	74	70	72	287	T20	$95.00
1953	74	70	77		221	W/D	
						Total	**$95.00**

Zimmerman, Robert (71.38)

Year	1st	2nd	3rd	4th	Total	Finish	Money
1965	72	73	72	67	284	T18	$1,150.00
1966	73	71	72	71	287	T40	418.75
						Total	**$1,568.75**

Ziobro, Billy (72.33)

Year	1st	2nd	3rd	4th	Total	Finish	Money
1973	73	70			143	CUT	
1975	72	69	78	72	291	T32	$1,195.00
						Total	**$1,195.00**

Zoeller, Fuzzy (72.51)

Year	1st	2nd	3rd	4th	Total	Finish	Money
1975	83	73			156	W/D	
1976	70	70	66	74	280	T32	$1,219.00
1977	72	74	69	70	285	T14	3,642.50
1978	72	71	71	69	283	T2	22,200.00
1979	70	74	74	72	290	T12	4,750.00
1980	73	67	71	73	284	T7	7,531.25
1981	76	73			149	CUT	
1982	71	68	75	84	298	T40	1,080.00
1983	71	78			149	CUT	
1984	81	76			157	CUT	
1985	72	72	74	71	289	T10	9,200.00
1986	71	70	73	71	285	T19	6,060.00
1987	78	77			155	CUT	
1988	73	75			148	CUT	
1989	74	75			149	CUT	
1990	71	72	74	75	292	T44	4,125.00
1991	72	73			145	CUT	
1992	72	71	73	73	289	T55	2,837.50
1993	74	72	71	75	292	T50	3,485.45
1994	74	68	74	73	289	T44	4,062.50
1995	70	71	70	69	280	T12	33,000.00
1996	72	70	70	69	281	T7	56,100.00
1998	67	73	69	75	284	T23	18,542.86
1999	72	72			144	CUT	
2000	76	73			149	CUT	
2001	72	72			144	CUT	
						Total	**$177,836.06**

Zokol, Richard (74.90)

Year	1st	2nd	3rd	4th	Total	Finish	Money
1983	77	72			149	CUT	
1984	76	78			154	CUT	
1985	73	75	73	79	300	T60	$848.00
1986	69	74	78	71	292	T61	1,075.00
1987	76	76			152	CUT	
1989	75	76			151	CUT	
1991	76	73			149	CUT	
2002	74	77			151	CUT	
						Total	**$1,923.00**

Zoller, Carl (77.50)

Year	1st	2nd	3rd	4th	Total	Finish	Money
1986	76	79			155	CUT	
						Total	

Zoller, Karl (74.75)

Year	1st	2nd	3rd	4th	Total	Finish	Money
1990	73	74	76	76	299	T63	$2,637.50
						Total	**$2,637.50**

-- 30 --