



**2024 WM PHOENIX OPEN MEDIA GUIDE**

**SECTION 1:  
2023 ROUND-1 RECAP AND STATS**



**2023 WM Phoenix Open**  
**TPC Scottsdale (Stadium Course)**  
**First Round Tournament Summary**



1	Jason Day	-6	32-33-65	Sahith Theegala	+1	35-37-72
2	Nick Taylor	-5	36-30-66	Matt Kuchar	+1	35-37-72
	Adam Hadwin	-5	33-33-66	Billy Horschel	+1	35-37-72
	Scott Stallings	-5	33-33-66	Si Woo Kim	+1	36-36-72
5	Xander Schauffele	-4	33-34-67	Chris Kirk	+1	36-36-72
6	Charley Hoffman	-3	34-34-68	69 Scott Piercy	+2	36-37-73
	Jon Rahm	-3	34-34-68	Taylor Pendrith	+2	35-38-73
	Jim Herman	-3	35-33-68	Garrick Higgo	+2	35-38-73
	Scottie Scheffler	-3	35-33-68	Rory McIlroy	+2	37-36-73
	Wyndham Clark	-3	32-36-68	Collin Morikawa	+2	36-37-73
11	Sam Ryder	-2	34-35-69	Patrick Cantlay	+2	35-38-73
	Taylor Moore	-2	36-33-69	K.H. Lee	+2	36-37-73
	Max Homa	-2	33-36-69	Cameron Young	+2	36-37-73
	Keegan Bradley	-2	32-37-69	Peter Malnati	+2	35-38-73
	Stewart Cink	-2	35-34-69	Callum Tarren	+2	34-39-73
	Zach Johnson	-2	34-35-69	Ricky Barnes	+2	37-36-73
	Trey Mullinax	-2	33-36-69	Patrick Rodgers	+2	38-35-73
18	Aaron Rai	-1	35-35-70	Matt Wallace	+2	38-35-73
	Troy Merritt	-1	33-37-70	Greyson Sigg	+2	36-37-73
	Sungjae Im	-1	36-34-70	Russell Knox	+2	37-36-73
	Tony Finau	-1	33-37-70	Davis Riley	+2	38-35-73
	Matt Fitzpatrick	-1	33-37-70	Aaron Wise	+2	37-36-73
	Sam Burns	-1	34-36-70	Joel Dahmen	+2	37-36-73
	Tyrrell Hatton	-1	32-38-70	Luke List	+2	37-36-73
	Corey Conners	-1	35-35-70	Andrew Putnam	+2	36-37-73
	James Hahn	-1	34-36-70	Danny Lee	+2	32-41-73
	Adam Schenk	-1	35-35-70	Ryan Palmer	+2	38-35-73
	Viktor Hovland	-1	34-36-70	Dalton Ward	+2	36-37-73
	Webb Simpson	-1	35-35-70	Doc Redman	+2	35-38-73
	Hayden Buckley	-1	36-34-70	93 Kevin Streelman	+3	38-36-74
	Chesson Hadley	-1	36-34-70	Davis Thompson	+3	38-36-74
	Kelly Kraft	-1	36-34-70	Hideki Matsuyama	+3	36-38-74
33	Adam Long	E	36-35-71	Kevin Kisner	+3	38-36-74
	Jhonattan Vegas	E	36-35-71	Mackenzie Hughes	+3	36-38-74
	Keith Mitchell	E	36-35-71	Chez Reavie	+3	37-37-74
	Jordan Spieth	E	36-35-71	Mark Hubbard	+3	38-36-74
	Robert Streb	E	33-38-71	Beau Hossler	+3	37-37-74
	Lucas Herbert	E	37-34-71	J.B. Holmes	+3	36-38-74
	Lucas Glover	E	34-37-71	Dylan Frittelli	+3	35-39-74
	Richy Werenski	E	34-37-71	Alex Noren	+3	36-38-74
	Kevin Tway	E	35-36-71	Doug Ghim	+3	36-38-74
	Brian Harman	E	35-36-71	Matthias Schwab	+3	36-38-74
	Ryan Moore	E	36-35-71	106 Nick Watney	+4	41-34-75
	Max McGreevy	E	35-36-71	Taylor Montgomery	+4	35-40-75
	Nate Lashley	E	34-37-71	Brendon Todd	+4	39-36-75
	Patton Kizzire	E	36-35-71	Shane Lowry	+4	37-38-75
	Justin Thomas	E	35-36-71	Martin Laird	+4	38-37-75
	Tom Kim	E	35-36-71	Denny McCarthy	+4	36-39-75
	Seamus Power	E	35-36-71	Kurt Kitayama	+4	39-36-75
	Rickie Fowler	E	35-36-71	David Lipsky	+4	38-37-75
	Tom Hoge	E	34-37-71	Francesco Molinari	+4	38-37-75
	Brendan Steele	E	37-34-71	Adam Svensson	+4	36-39-75
	Jason Dufner	E	36-35-71	Austin Smotherman	+4	37-38-75
	Justin Lower	E	34-37-71	Brett White	+4	39-36-75
55	Brandon Wu	+1	35-37-72	118 Stephan Jaeger	+5	36-40-76
	Tommy Fleetwood	+1	34-38-72	Emiliano Grillo	+5	38-38-76
	Erik van Rooyen	+1	36-36-72	Ryan Brehm	+5	36-40-76
	Andrew Landry	+1	35-37-72	Christiaan Bezuidenhout	+5	37-39-76
	Gary Woodland	+1	36-36-72	Maverick McNealy	+5	37-39-76
	Harris English	+1	35-37-72	Brian Gay	+5	41-35-76
	Tyler Duncan	+1	35-37-72	Michael Thompson	+5	38-38-76
	Lee Hodges	+1	35-37-72	Michael Hopper	+5	37-39-76
	Kramer Hickok	+1	38-34-72	126 Andre Metzger	+6	39-38-77



**2023 WM Phoenix Open**  
TPC Scottsdale (Stadium Course)  
First Round Tournament Summary



	J.T. Poston	+6 39 -38 -77
<b>128</b>	Rory Sabbatini	+7 38 -40 -78
	Chad Ramey	+7 36 -42 -78
	Cameron Champ	+7 36 -42 -78
	J.J. Spaun	+7 38 -40 -78
	Russell Henley	+7 37 -41 -78
<b>133</b>	Matthew NeSmith	+8 39 -40 -79
<b>134</b>	Jimmy Walker	+9 38 -42 -80



**2023 WM Phoenix Open**  
*(15<sup>th</sup> of 47 events in the 2022-23 PGA TOUR Season)*

Scottsdale, Arizona  
 TPC Scottsdale

February 9-12, 2023  
 Par/Yards: 35-36—71/7,261

Purse: \$20 million (\$3.6 million/winner)  
 FedExCup points: 550 (winner)

**COMPLETED First-Round Notes – Friday, February 10, 2023**

*Weather: Thursday: Sunny. High of 70. Wind NE 10-20 mph, with gusts to 30 mph. The start of play was delayed due to frost for one hour and 50 minutes, beginning at 9:05 a.m. Play was suspended due to darkness at 6:07 p.m., with the entire afternoon wave yet to complete their round. Friday: The first round resumed at 7:46 a.m. under sunny and cool conditions. High of 55. Wind NE 12-22 mph. The round was completed at 10:45 a.m.*

**First-Round Leaderboard**

Jason Day	65 (-6)
Scott Stallings	66 (-5)
Nick Taylor	66 (-5)
Adam Hadwin	66 (-5)
Xander Schauffele	67 (-4)

**Things to Know**

- At 6-under 65, Jason Day holds a one-stroke lead over Scott Stallings and Canadians Nick Taylor and Adam Hadwin
- Day is 4-for-10 when holding the 18-hole lead/co-lead on the PGA TOUR
- Rory McIlroy’s streak of 11 straight par-or-better opening-round scores on the TOUR comes to an end with a 2-over 73
- Defending champion Scottie Scheffler opens with a 3-under 68
- Prior to Thursday, the last time the TOUR had a frost delay was at the 2023 American Express (R1); the last frost delay at the WM Phoenix Open came in 2016 (R1)
- The WM Phoenix Open is the 15<sup>th</sup> event of the 2022-23 PGA TOUR Season and the second designated event, featuring 22 of the top 25 players in the Official World Golf Ranking and nine of the top 10 players in the FedExCup (all but Justin Rose)

**First-Round Lead Notes**

- 4 First-round leaders/co-leaders to win the WM Phoenix Open since 2000 (most recent: Rickie Fowler/2019)
- 2 First-round leaders/co-leaders to win in 2022-23 (most recent: Jon Rahm/Sentry Tournament of Champions)

**Jason Day (1<sup>st</sup>/-6)**

Category	Entering the week
Age	35 (November 12, 1987)
FedExCup	No. 30
OWGR	No. 91
Starts – wins – top-10s in PGA TOUR career	318-12-85
Starts – wins – top-10s on TOUR in 2022-23	8-0-2
Starts – wins – top-10s at WM Phoenix Open	4-0-0

- Posts bogey-free 6-under 65, his best score in 13 rounds at the WM Phoenix Open
- 4-for-10 with the 18-hole lead/co-lead on the PGA TOUR; first since 2022 Wells Fargo Championship (T15)
- Most recent of 12 PGA TOUR titles came at the 2018 Wells Fargo Championship
- Best finish in four prior starts at the WM Phoenix Open is T20 (2008)

**Miscellaneous Notes**

- **Nick Taylor** (T2) birdies six of his final nine holes for a 66, his best of just four rounds in the 60s at the WM Phoenix Open (25 rounds); seeks third PGA TOUR title (2014 Sanderson Farms Championship, 2020 AT&T Pebble Beach Pro-Am)
- Making his ninth start at the WM Phoenix Open (led by a T12 in 2017), **Adam Hadwin** (T2) cards a 5-under 66; in search of second PGA TOUR title (2017 Valspar Championship)
- **Scott Stallings** (T2) opens with a 5-under 66; making his 237<sup>th</sup> start since picking up the last of his three PGA TOUR wins (2014 Farmers Insurance Open)

- Defending champion **Scottie Scheffler** (T6) opens with a 3-under 68 in bid to become the first repeat winner of the WM Phoenix Open since Hideki Matsuyama (2017)
- **Xander Schauffele** (5<sup>th</sup>/67), **Jon Rahm** (T6/68) and **Keegan Bradley** (T11/69) each turn in their sixth-consecutive opening-round score in the 60s at the WM Phoenix Open, the current-longest active streak at the event
- Making his 17<sup>th</sup> appearance at the event, WM ambassador **Charley Hoffman** (T6) records a 3-under 68 in bid to become the first Sponsor Exemption to win on TOUR since Martin Laird at the 2020 Shriners Children's Open
- **Rory McIlroy** (T69) posts a 2-over 73, snapping a streak of 11 straight par-or-better opening-round scores on TOUR



**2023 WM Phoenix Open**  
 TPC Scottsdale (Stadium Course)  
 First Round Course Statistics



Total For First Round Posting 134 Scores

Hole	Par	Average	Double		Birdies	Pars	Bogeys	Double Triple		Min	Max	Rank	Avg Over	
			Eagles-	Eagles				Bogeys	Bogey+				Under-	Par
1	4	4.172	0	0	15	83	34	2	0	3	6	7	.172	
2	4	4.246	0	0	9	87	34	4	0	3	6	3	.246	
3	5	4.642	0	4	49	73	7	1	0	3	7	17	-.358	
4	3	3.060	0	0	21	84	29	0	0	2	4	12	.060	
5	4	3.978	0	0	26	86	21	1	0	3	6	14	-.022	
6	4	4.067	0	0	17	93	22	2	0	3	6	11	.067	
7	3	3.366	0	0	1	87	42	4	0	2	5	1	.366	
8	4	4.112	0	0	11	98	24	1	0	3	6	10	.112	
9	4	4.164	0	0	15	84	33	2	0	3	6	9	.164	
OUT	35	35.806	0	4	164	775	246	17	0					
10	4	4.015	0	0	14	104	16	0	0	3	5	13	.015	
11	4	4.366	0	0	8	76	43	7	0	3	6	1	.366	
12	3	3.172	0	0	10	95	26	2	1	2	6	7	.172	
13	5	4.604	0	5	52	68	9	0	0	3	6	18	-.396	
14	4	4.231	0	0	9	88	35	1	1	3	7	4	.231	
15	5	4.903	0	1	34	80	15	4	0	3	7	15	-.097	
16	3	3.179	0	0	11	93	25	5	0	2	5	6	.179	
17	4	3.896	0	0	33	82	19	0	0	3	5	16	-.104	
18	4	4.201	0	0	17	79	32	6	0	3	6	5	.201	
IN	36	36.567	0	6	188	765	220	25	2					
TOT	71	72.373	0	10	352	1540	466	42	2					

**Round 1**

<b>Rounds Below 70</b>	17
<b>Rounds Below Par</b>	32
<b>Rounds Par and Below</b>	54
<b>Rounds At Even Par</b>	22
<b>Rounds Over Par</b>	80
<b>Rounds 80 and Over</b>	1

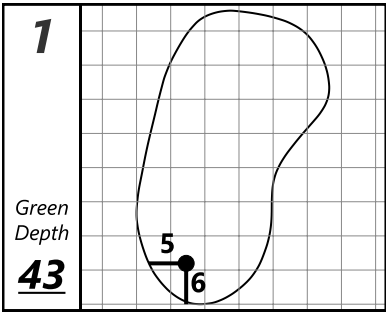




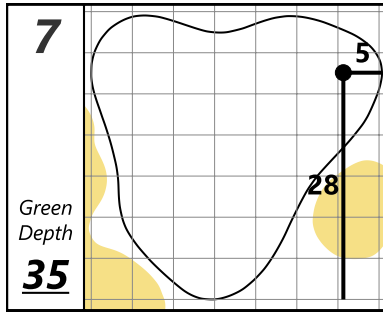
**2023 WM Phoenix Open**  
First Round Course Statistics Table  
TPC Scottsdale (Stadium Course) TS 7261 yards 35-36--71



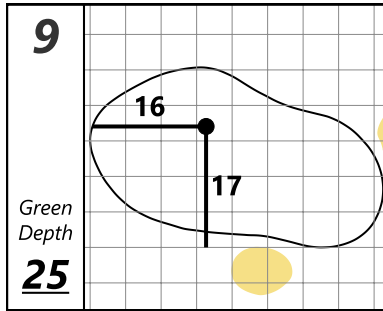
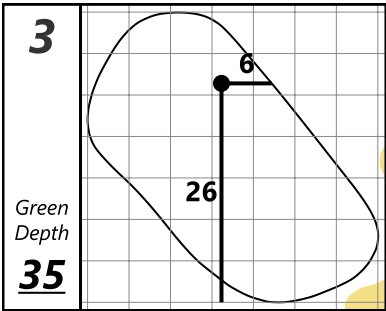
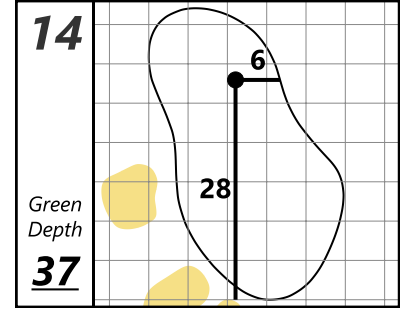
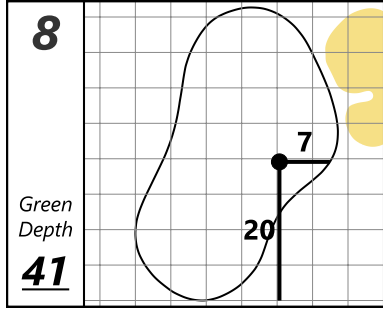
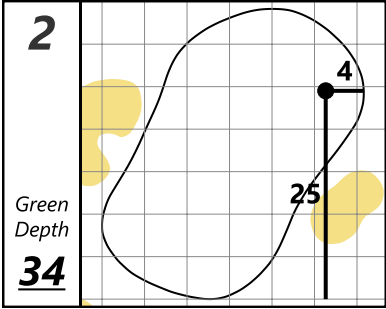
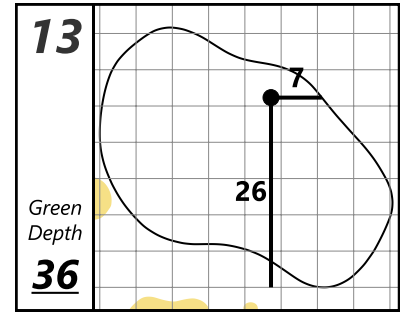
Statistic	Round 1
Drive Dist. Leader	349-Rodgers
Drive Dist. Holes: 13,14	
Longest Drive	384-Champ
Hole 1	321-Tarren
Hole 2	377-List
Hole 3	348-Schenk
Hole 4	
Hole 5	381-Woodland
Hole 6	343-Malnati
Hole 7	
Hole 8	353-Clark
Hole 9	356-Steele
Hole 10	380-Clark
Hole 11	348-Rodgers
Hole 12	
Hole 13	384-Champ
Hole 14	345-Hughes
Hole 15	364-Vegas
Hole 16	
Hole 17	342-Steele
Hole 18	337-Clark
Most Fairways Hit	12-Hickok
Most Greens in Regulation	15-Schauffele, Ward
Approach Prox. To Hole	23' 6"-Herman
Longest Putt Made	51' 6"-Piercy
Most 1 Putts	11-Long, Hadley



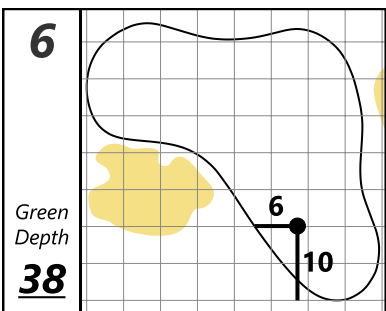
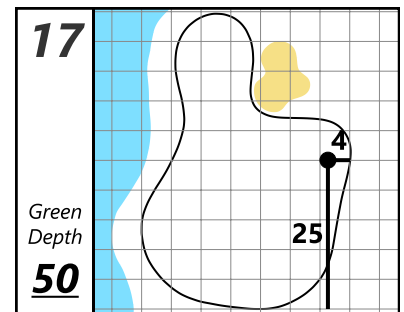
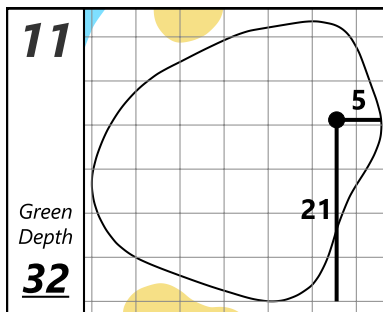
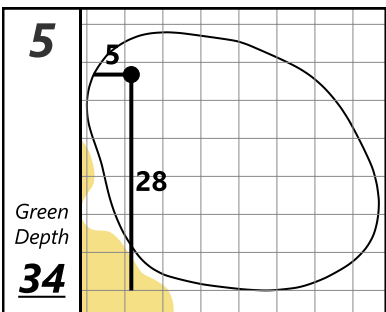
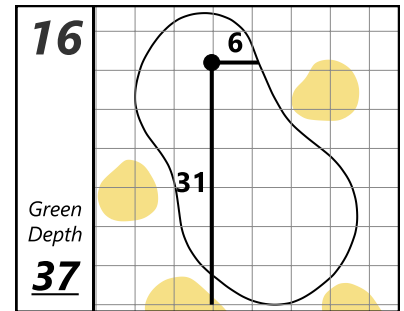
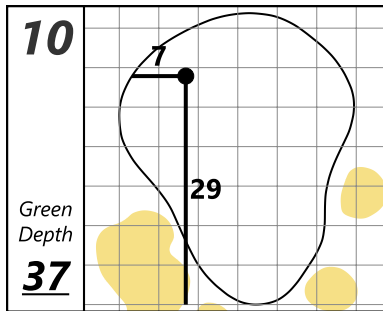
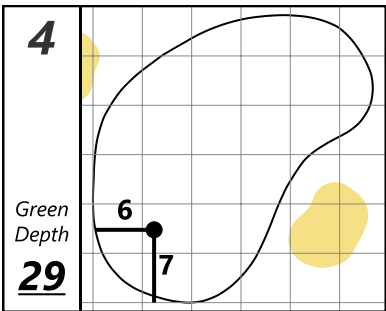
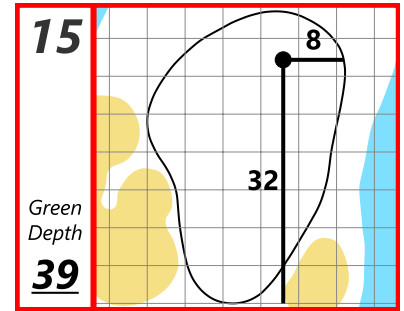
**\*REVISED\***



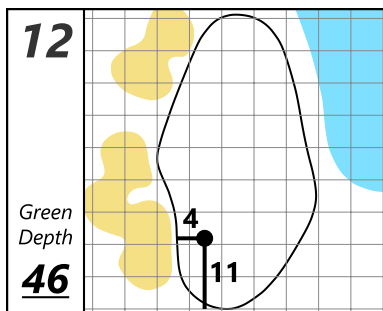
**\*REVISED\***



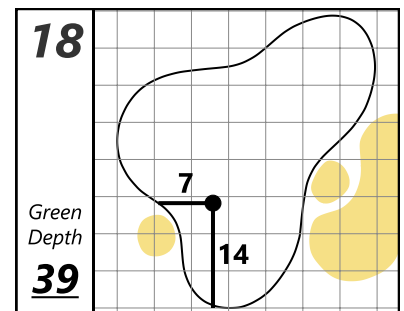
**TPC Scottsdale (Stadium Course)**



**\*REVISED\***



**\*REVISED\***







# WM Phoenix Open

## Groupings & Starting Times

Thursday & Friday, February 09 & February 10, 2023

Rd. 1 1 Tee	Rd. 2 10 Tee			
7:15 AM	12:00 PM	<b>Kevin Strelman</b> Wheaton, IL	<b>Brandon Wu</b> Scarsdale, NY	<b>Aaron Rai</b> England
7:26 AM	12:11 PM	<b>Troy Merritt</b> Eagle, ID	<b>Jhonattan Vegas</b> Maturin, VEN	<b>Stephan Jaeger</b> Chattanooga, TN
7:37 AM	12:22 PM	<b>Emiliano Grillo</b> Argentina	<b>Nick Watney</b> Dixon, CA	<b>Rory Sabbatini</b> Bratislava, SVK
7:48 AM	12:33 PM	<b>Garrick Higgo</b> Stellenbosch, RSA	<b>Brendon Todd</b> Athens, GA	<b>Shane Lowry</b> County Offaly, IRL
7:59 AM	12:44 PM	<b>Ryan Brehm</b> Mount Pleasant, MI	<b>Sungjae Im</b> Jeju-Si, Jeju-do, KOR	<b>Nick Taylor</b> Abbotsford, B.C., CAN
8:10 AM	12:55 PM	<b>Chad Ramey</b> Fulton, MS	<b>Kevin Kisner</b> Aiken, SC	<b>Erik van Rooyen</b> Johannesburg, RSA
8:21 AM	1:06 PM	<b>Cameron Champ</b> Sacramento, CA	<b>Robert Streb</b> Shawnee, KS	<b>Andrew Landry</b> Austin, TX
8:32 AM	1:17 PM	<b>Lucas Herbert</b> Bendigo, AUS	<b>Lucas Glover</b> Jupiter, FL	<b>Gary Woodland</b> Topeka, KS
8:43 AM	1:28 PM	<b>Martin Laird</b> Glasgow, SCO	<b>Richy Werenski</b> Aiken, SC	<b>Cameron Young</b> Scarborough, NY
8:54 AM	1:39 PM	<b>Corey Connors</b> Listowel, ON, CAN	<b>Kevin Tway</b> North Palm Beach, FL	<b>James Hahn</b> Alameda, CA
9:05 AM	1:50 PM	<b>Jimmy Walker</b> Terrell Hills, TX	<b>Ricky Barnes</b> Phoenix, AZ	<b>Andre Metzger</b> Scottsdale, AZ
Rd. 1 10 Tee	Rd. 2 1 Tee			
7:15 AM	12:00 PM	<b>Adam Long</b> St. Louis, MO	<b>Scott Piercy</b> Las Vegas, NV	<b>Taylor Pendrith</b> Richmond Hill, ON, CAN
7:26 AM	12:11 PM	<b>Charley Hoffman</b> Rancho Santa Fe, CA	<b>Tommy Fleetwood</b> Southport, ENG	<b>Davis Thompson</b> St. Simons Island, GA
7:37 AM	12:22 PM	<b>Keith Mitchell</b> St. Simons Island, GA	<b>Sam Ryder</b> Atlantic Beach, FL	<b>Taylor Montgomery</b> Las Vegas, NV
7:48 AM	12:33 PM	<b>Rory McIlroy</b> Holywood, NIR	<b>Hideki Matsuyama</b> Sendai, JPN	<b>Collin Morikawa</b> La Canada, CA
7:59 AM	12:44 PM	<b>Tony Finau</b> Lehi, UT	<b>Xander Schauffele</b> San Diego, CA	<b>Jordan Spieth</b> Dallas, TX
8:10 AM	12:55 PM	<b>Patrick Cantlay</b> Jupiter, FL	<b>Matt Fitzpatrick</b> Sheffield, ENG	<b>Sam Burns</b> Shreveport, LA
8:21 AM	1:06 PM	<b>Mackenzie Hughes</b> Dundas, Ontario, CAN	<b>Chez Reavie</b> Scottsdale, AZ	<b>K.H. Lee</b> Seoul, KOR
8:32 AM	1:17 PM	<b>Harris English</b> Sea Island, GA	<b>Tyrrell Hatton</b> High Wycombe, ENG	<b>Tyler Duncan</b> Columbus, IN
8:43 AM	1:28 PM	<b>Adam Hadwin</b> Abbotsford, B.C., CAN	<b>Peter Malnati</b> Knoxville, TN	<b>Matthew NeSmith</b> Aiken, SC
8:54 AM	1:39 PM	<b>Denny McCarthy</b> Rockville, MD	<b>Lee Hodges</b> Ardmore, AL	<b>Callum Tarren</b> Darlington, ENG
9:05 AM	1:50 PM	<b>Patrick Rodgers</b> Avon, IN	<b>Matt Wallace</b> England	<b>Greyson Sigg</b> Augusta, GA



# WM Phoenix Open

## Groupings & Starting Times

Thursday & Friday, February 09 & February 10, 2023

Rd. 1 1 Tee	Rd. 2 10 Tee			
12:00 PM	7:15 AM	<b>Brian Harman</b> Sea Island, GA	<b>Ryan Moore</b> Las Vegas, NV	<b>Scott Stallings</b> Oak Ridge, TN
12:11 PM	7:26 AM	<b>Davis Riley</b> Hattiesburg, MS	<b>Christiaan Bezuidenhout</b> Kempton Park, RSA	<b>Max McGreevy</b> Edmond, OK
12:22 PM	7:37 AM	<b>Aaron Wise</b> Jupiter, FL	<b>Maverick McNealy</b> Las Vegas, NV	<b>Kurt Kitayama</b> Chico, CA
12:33 PM	7:48 AM	<b>Max Homa</b> Valencia, CA	<b>Jon Rahm</b> Barrika, ESP	<b>Keegan Bradley</b> Woodstock, VT
12:44 PM	7:59 AM	<b>Justin Thomas</b> Louisville, KY	<b>Joel Dahmen</b> Clarkston, WA	<b>Sahith Theegala</b> Chino Hills, CA
12:55 PM	8:10 AM	<b>Tom Kim</b> Seoul, KOR	<b>Scottie Scheffler</b> Dallas, TX	<b>Viktor Hovland</b> Oslo, NOR
1:06 PM	8:21 AM	<b>Russell Henley</b> Columbus, GA	<b>Seamus Power</b> Waterford, IRL	<b>Rickie Fowler</b> Murrieta, CA
1:17 PM	8:32 AM	<b>Billy Horschel</b> Ponte Vedra Beach, FL	<b>Michael Thompson</b> St. Simons Island, GA	<b>Jason Day</b> Brisbane, AUS
1:28 PM	8:43 AM	<b>Dylan Frittelli</b> Johannesburg, RSA	<b>Andrew Putnam</b> University Place, WA	<b>Danny Lee</b> Las Vegas, NV
1:39 PM	8:54 AM	<b>Alex Noren</b> Stockholm, SWE	<b>Wyndham Clark</b> Denver, CO	<b>Hayden Buckley</b> Tupelo, MS
1:50 PM	9:05 AM	<b>Michael Hopper</b> Phoenix, AZ	<b>Dalton Ward</b> St. Simons Island, GA	<b>Brett White</b> Houston, TX

Rd. 1 10 Tee	Rd. 2 1 Tee			
12:00 PM	7:15 AM	<b>Russell Knox</b> Inverness, SCO	<b>Mark Hubbard</b> Denver, CO	<b>Adam Schenk</b> Vincennes, IN
12:11 PM	7:26 AM	<b>Beau Hossler</b> Mission Viejo, CA	<b>Kramer Hickok</b> Dallas, TX	<b>Taylor Moore</b> Edmond, OK
12:22 PM	7:37 AM	<b>Nate Lashley</b> Scottsdale, AZ	<b>Patton Kizzire</b> Sea Island, GA	<b>David Lipsky</b> Las Vegas, NV
12:33 PM	7:48 AM	<b>J.J. Spaun</b> Los Angeles, CA	<b>Jim Herman</b> Palm City, FL	<b>Francesco Molinari</b> Torino, ITA
12:44 PM	7:59 AM	<b>Stewart Cink</b> Atlanta, GA	<b>J.B. Holmes</b> Campbellsville, KY	<b>Matt Kuchar</b> Sea Island, GA
12:55 PM	8:10 AM	<b>Luke List</b> Augusta, GA	<b>Webb Simpson</b> Charlotte, NC	<b>Zach Johnson</b> Cedar Rapids, IA
1:06 PM	8:21 AM	<b>Adam Svensson</b> Surrey, British Columbia, CAN	<b>J.T. Poston</b> St. Simons Island, GA	<b>Brian Gay</b> Windermere, FL
1:17 PM	8:32 AM	<b>Si Woo Kim</b> Seoul, KOR	<b>Trey Mullinax</b> Birmingham, AL	<b>Tom Hoge</b> Fargo, ND
1:28 PM	8:43 AM	<b>Ryan Palmer</b> Colleyville, TX	<b>Brendan Steele</b> Idyllwild, CA	<b>Chris Kirk</b> Athens, GA
1:39 PM	8:54 AM	<b>Jason Dufner</b> Auburn, AL	<b>Chesson Hadley</b> Raleigh, NC	<b>Austin Smotherman</b> Dallas, TX
1:50 PM	9:05 AM	<b>Doug Ghim</b> Arlington Heights, IL	<b>Matthias Schwab</b> Austria	<b>Justin Lower</b> Canal Fulton, OH
2:01 PM	9:16 AM	<b>Kelly Kraft</b> Dallas, TX	<b>Doc Redman</b> Raleigh, NC	

### Alternates

1 Nick Hardy  
2 Kyle Stanley  
3 Zac Blair  
4 Justin Suh  
5 Kevin Yu

6 Joseph Bramlett  
7 Thomas Detry  
8 Tyson Alexander  
9 Ben Taylor  
10 Ben Griffin

Approx Starting Times for Saturday: 9:30 am - 11:30 am  
Finish Times for Sat/Sun: 4:30 pm

Approx Starting Times for Sunday: 9:00 am - 11:00 am  
Finish Times for Sat/Sun: 4:00 pm

Tee Times: [pgatour.com](http://pgatour.com) or TOUR Links



## 2023 WM Phoenix Open First Round Top Players



Course	Hole	1	2	3	4	5	6	7	8	9	Out	10	11	12	13	14	15	16	17	18	In	Total
TS TPC Scottsdale (Stadium)	Par	4	4	5	3	4	4	3	4	4	35	4	4	3	5	4	5	3	4	4	36	71
<hr/>																						
<b>1 Jason Day</b>																						
	Course	DD1	DD2	FH	GIR	SH	SS	PT							Strokes Gained Statistics							
	TS Round 1	306	326	7	14	1	1	27	OTT	APR	ARG	T2G	PUT	TOT								
	TS Round 1		③ 4	④	3 4	③	3 4	4	③	4 3	④ 4	5	② 4	4	③	3	③	3	③	3	33	65 65
<b>2 Nick Taylor</b>																						
	Course	DD1	DD2	FH	GIR	SH	SS	PT							Strokes Gained Statistics							
	TS Round 1	281	331	10	13	0	0	26	OTT	APR	ARG	T2G	PUT	TOT								
	TS Round 1		4 4	③	3 4	⑥	3 4	⑤	③	③ ②	④ 4	5	② ③	4	③	3	③	3	③	3	30	66 66
<b>Adam Hadwin</b>																						
	Course	DD1	DD2	FH	GIR	SH	SS	PT							Strokes Gained Statistics							
	TS Round 1	285	330	9	14	0	0	27	OTT	APR	ARG	T2G	PUT	TOT								
	TS Round 1		③ 4	5	3 ③	4	3 4	4	③	4 ⑤	②	5 4	④	3 ③	③	③	③	③	③	③	33	66 66
<b>Scott Stallings</b>																						
	Course	DD1	DD2	FH	GIR	SH	SS	PT							Strokes Gained Statistics							
	TS Round 1	327	307	5	13	0	0	27	OTT	APR	ARG	T2G	PUT	TOT								
	TS Round 1		③ ⑤	④	3 4	4	3 4	③	③	⑤ 4	3	③ ④	③	③	③	③	③	③	③	③	33	66 66
<b>5 Xander Schauffele</b>																						
	Course	DD1	DD2	FH	GIR	SH	SS	PT							Strokes Gained Statistics							
	TS Round 1	304	321	6	15	0	0	30	OTT	APR	ARG	T2G	PUT	TOT								
	TS Round 1		③ 4	5	3 ③	4	3 4	4	③	4 4	3	④ 4	④	④ ④	④ ③	④	④	④	④	④	34	67 67
<b>6 Charley Hoffman</b>																						
	Course	DD1	DD2	FH	GIR	SH	SS	PT							Strokes Gained Statistics							
	TS Round 1								OTT	APR	ARG	T2G	PUT	TOT								

Strokes Gained Legend: OTT = Off the Tee APR = Approach the Green ARG = Around the Green T2G = Tee to Green PUT = Putting TOT = Total Strokes Gained



## 2023 WM Phoenix Open First Round Top Players



Course	Hole	1	2	3	4	5	6	7	8	9	Out	10	11	12	13	14	15	16	17	18	In	Total	
TS TPC Scottsdale (Stadium)	Par	4	4	5	3	4	4	3	4	4	35	4	4	3	5	4	5	3	4	4	36	71	
TS	Round 1	295	296	7	11	3	2	27				0.446	0.719	1.018	2.182	2.191	4.373						
TS	Round 1	4	4	④	3	⑤	4	3	4	③	34	4	③	3	④	4	5	④	4	③	34	68	68
<b>Jon Rahm</b>		-3																					
Course		DD1	DD2	FH	GIR	SH	SS	PT	Strokes Gained Statistics						OTT	APR	ARG	T2G	PUT	TOT			
TS	Round 1	333	289	9	13	1	0	29	2.022	1.485	0.700	4.206	0.167	4.373									
TS	Round 1	⑤	4	5	②	4	③	3	4	4	34	4	4	3	③	⑤	5	3	③	4	34	68	68
<b>Jim Herman</b>		-3																					
Course		DD1	DD2	FH	GIR	SH	SS	PT	Strokes Gained Statistics						OTT	APR	ARG	T2G	PUT	TOT			
TS	Round 1	308	314	9	14	1	1	31	1.091	4.102	0.949	6.141	-1.768	4.373									
TS	Round 1	4	4	④	3	4	4	④	4	4	35	4	4	3	④	4	④	3	③	4	33	68	68
<b>Scottie Scheffler</b>		-3																					
Course		DD1	DD2	FH	GIR	SH	SS	PT	Strokes Gained Statistics						OTT	APR	ARG	T2G	PUT	TOT			
TS	Round 1	340	292	10	12	2	0	29	1.718	1.818	1.090	4.625	-0.252	4.373									
TS	Round 1	4	4	5	④	③	4	3	4	4	35	4	③	3	④	4	5	3	③	4	33	68	68
<b>Wyndham Clark</b>		-3																					
Course		DD1	DD2	FH	GIR	SH	SS	PT	Strokes Gained Statistics						OTT	APR	ARG	T2G	PUT	TOT			
TS	Round 1	330	320	2	12	1	0	27	-0.076	2.412	0.165	2.500	1.873	4.373									
TS	Round 1	4	⑤	④	②	③	③	④	③	4	32	4	⑤	②	5	⑤	5	3	4	③	36	68	68
<b>11 Sam Ryder</b>		-2																					
Course		DD1	DD2	FH	GIR	SH	SS	PT	Strokes Gained Statistics						OTT	APR	ARG	T2G	PUT	TOT			
TS	Round 1	294	325	8	12	1	1	28	-0.433	2.908	-0.672	1.802	1.571	3.373									

Strokes Gained Legend: OTT = Off the Tee   APR = Approach the Green   ARG = Around the Green   T2G = Tee to Green   PUT = Putting   TOT = Total Strokes Gained



## 2023 WM Phoenix Open First Round Top Players



Course	Hole	1	2	3	4	5	6	7	8	9	Out	10	11	12	13	14	15	16	17	18	In	Total	
TS TPC Scottsdale (Stadium)	Par	4	4	5	3	4	4	3	4	4	35	4	4	3	5	4	5	3	4	4	36	71	
TS	Round 1	③	4	④	②	4	4	⑤	③	⑤	34	4	⑤	3	④	4	5	3	③	4	35	69	69
<b>Taylor Moore</b>	-2											Strokes Gained Statistics											
Course		DD1	DD2	FH	GIR	SH	SS	PT							OTT	APR	ARG	T2G	PUT	TOT			
TS	Round 1	327	339	8	11	1	0	29							2.086	1.214	-0.704	2.595	0.778	3.373			
TS	Round 1	③	⑤	④	④	4	4	3	⑤	4	36	4	4	3	④	4	④	3	③	4	33	69	69
<b>Max Homa</b>	-2											Strokes Gained Statistics											
Course		DD1	DD2	FH	GIR	SH	SS	PT							OTT	APR	ARG	T2G	PUT	TOT			
TS	Round 1	297	291	6	11	1	0	27							0.337	1.306	1.712	3.354	0.019	3.373			
TS	Round 1	4	③	5	3	③	4	3	4	4	33	4	4	②	5	⑤	5	3	4	4	36	69	69
<b>Keegan Bradley</b>	-2											Strokes Gained Statistics											
Course		DD1	DD2	FH	GIR	SH	SS	PT							OTT	APR	ARG	T2G	PUT	TOT			
TS	Round 1	305	273	7	12	0	0	28							-0.348	1.548	0.206	1.405	1.968	3.373			
TS	Round 1	③	4	④	②	4	③	3	⑤	4	32	③	⑤	3	5	⑤	5	3	4	4	37	69	69
<b>Stewart Cink</b>	-2											Strokes Gained Statistics											
Course		DD1	DD2	FH	GIR	SH	SS	PT							OTT	APR	ARG	T2G	PUT	TOT			
TS	Round 1	314	332	10	14	1	0	31							1.667	1.744	0.034	3.444	-0.071	3.373			
TS	Round 1	4	4	5	3	4	4	3	4	4	35	4	4	3	④	4	5	3	③	4	34	69	69
<b>Zach Johnson</b>	-2											Strokes Gained Statistics											
Course		DD1	DD2	FH	GIR	SH	SS	PT							OTT	APR	ARG	T2G	PUT	TOT			
TS	Round 1	280	311	10	13	0	0	30							0.519	0.628	-0.131	1.015	2.358	3.373			
TS	Round 1	⑤	4	④	3	4	4	3	③	4	34	③	4	3	5	4	5	3	4	4	35	69	69

Strokes Gained Legend: OTT = Off the Tee   APR = Approach the Green   ARG = Around the Green   T2G = Tee to Green   PUT = Putting   TOT = Total Strokes Gained



## 2023 WM Phoenix Open First Round Top Players



Course	Hole	1	2	3	4	5	6	7	8	9	Out	10	11	12	13	14	15	16	17	18	In	Total		
TS TPC Scottsdale (Stadium)	Par	4	4	5	3	4	4	3	4	4	35	4	4	3	5	4	5	3	4	4	36	71		
<b>Trey Mullinax</b>	-2												Strokes Gained Statistics											
Course		DD1	DD2	FH	GIR	SH	SS	PT							OTT	APR	ARG	T2G	PUT	TOT				
TS Round 1		297	337	6	11	1	1	27							0.426	0.667	1.026	2.118	1.255	3.373				
TS Round 1			③	4	5	3	4	4	3	③	4	33	4	4	3	5	4	5	3	4	4	36	69	69
<b>18 Aaron Rai</b>	-1												Strokes Gained Statistics											
Course		DD1	DD2	FH	GIR	SH	SS	PT							OTT	APR	ARG	T2G	PUT	TOT				
TS Round 1		296	291	7	10	2	0	27							0.192	-0.156	0.958	0.993	1.380	2.373				
TS Round 1			4	⑤	④	④	4	4	3	③	4	35	4	4	3	5	4	5	3	③	4	35	70	70
<b>Troy Merritt</b>	-1												Strokes Gained Statistics											
Course		DD1	DD2	FH	GIR	SH	SS	PT							OTT	APR	ARG	T2G	PUT	TOT				
TS Round 1		317	295	7	12	1	0	30							0.421	1.922	0.003	2.345	0.028	2.373				
TS Round 1			4	4	5	②	③	4	3	4	4	33	4	4	3	④	⑤	⑥	3	4	4	37	70	70
<b>Sungjae Im</b>	-1												Strokes Gained Statistics											
Course		DD1	DD2	FH	GIR	SH	SS	PT							OTT	APR	ARG	T2G	PUT	TOT				
TS Round 1		299	331	7	12	2	2	30							0.146	1.872	0.511	2.528	-0.155	2.373				
TS Round 1			③	4	5	3	4	4	④	⑤	4	36	⑤	4	3	5	4	③	②	③	⑤	34	70	70
<b>Tony Finau</b>	-1												Strokes Gained Statistics											
Course		DD1	DD2	FH	GIR	SH	SS	PT							OTT	APR	ARG	T2G	PUT	TOT				
TS Round 1		296	312	5	12	0	0	28							0.056	0.719	0.859	1.633	0.740	2.373				
TS Round 1			4	4	5	3	③	4	②	4	4	33	4	⑥	3	5	4	5	②	⑤	③	37	70	70
<b>Matt Fitzpatrick</b>	-1												Strokes Gained Statistics											
Course		DD1	DD2	FH	GIR	SH	SS	PT							OTT	APR	ARG	T2G	PUT	TOT				

Strokes Gained Legend: OTT = Off the Tee   APR = Approach the Green   ARG = Around the Green   T2G = Tee to Green   PUT = Putting   TOT = Total Strokes Gained



## 2023 WM Phoenix Open First Round Top Players



Course	Hole	1	2	3	4	5	6	7	8	9	Out	10	11	12	13	14	15	16	17	18	In	Total	
TS TPC Scottsdale (Stadium)	Par	4	4	5	3	4	4	3	4	4	35	4	4	3	5	4	5	3	4	4	36	71	
TS	Round 1	300	302	7	13	0	0	0	0	31		0.004	1.328	-0.085	1.246	1.127					2.373		
TS	Round 1		5	4	4	2	3	4	4		33	4	5	3	4	5	3	4	4		37	70	70
<b>Sam Burns</b>	-1											Strokes Gained Statistics											
Course		DD1	DD2	FH	GIR	SH	SS	PT							OTT	APR	ARG	T2G	PUT	TOT			
TS	Round 1	309	334	7	10	2	2	28							0.052	-0.475	2.828	2.404	-0.031	2.373			
TS	Round 1		4	4	4	3	4	4	3	4	4	34	4	5	3	4	4				36	70	70
<b>Tyrrell Hatton</b>	-1											Strokes Gained Statistics											
Course		DD1	DD2	FH	GIR	SH	SS	PT							OTT	APR	ARG	T2G	PUT	TOT			
TS	Round 1	267	306	8	9	2	0	27							0.779	1.381	-0.239	1.920	0.453	2.373			
TS	Round 1		3	5	4	3	3	3	4	4	32	5	4	4	5	4	5	3	4	4	38	70	70
<b>Corey Connors</b>	-1											Strokes Gained Statistics											
Course		DD1	DD2	FH	GIR	SH	SS	PT							OTT	APR	ARG	T2G	PUT	TOT			
TS	Round 1	301	320	7	13	3	0	30							0.984	1.900	-1.072	1.811	0.562	2.373			
TS	Round 1		3	4	5	4	3	4	4	4	35	3	4	3	4	4	4	4	5	4	35	70	70
<b>James Hahn</b>	-1											Strokes Gained Statistics											
Course		DD1	DD2	FH	GIR	SH	SS	PT							OTT	APR	ARG	T2G	PUT	TOT			
TS	Round 1	319	337	10	10	2	0	26							1.381	0.688	0.576	2.644	-0.271	2.373			
TS	Round 1		3	5	5	3	3	4	4	4	34	5	3	4	4	5	3	4	4		36	70	70
<b>Adam Schenk</b>	-1											Strokes Gained Statistics											
Course		DD1	DD2	FH	GIR	SH	SS	PT							OTT	APR	ARG	T2G	PUT	TOT			
TS	Round 1	331	321	5	10	3	1	27							0.934	-1.683	1.503	0.753	1.620	2.373			

Strokes Gained Legend: OTT = Off the Tee   APR = Approach the Green   ARG = Around the Green   T2G = Tee to Green   PUT = Putting   TOT = Total Strokes Gained



## 2023 WM Phoenix Open First Round Top Players



Course	Hole	1	2	3	4	5	6	7	8	9	Out	10	11	12	13	14	15	16	17	18	In	Total	
TS TPC Scottsdale (Stadium)	Par	4	4	5	3	4	4	3	4	4	35	4	4	3	5	4	5	3	4	4	36	71	
TS	Round 1	4	③	④	3	⑥	4	3	4	4	35	4	③	④	④	4	④	3	⑤	4	35	70	70
<b>Viktor Hovland</b>	-1											Strokes Gained Statistics											
Course		DD1	DD2	FH	GIR	SH	SS	PT							OTT	APR	ARG	T2G	PUT	TOT			
TS	Round 1	334	309	10	12	0	0	31							1.198	3.048	-0.929	3.316	-0.943	2.373			
TS	Round 1	4	③	④	3	4	4	④	4	4	34	4	4	3	5	⑤	④	3	4	4	36	70	70
<b>Webb Simpson</b>	-1											Strokes Gained Statistics											
Course		DD1	DD2	FH	GIR	SH	SS	PT							OTT	APR	ARG	T2G	PUT	TOT			
TS	Round 1	284	298	8	11	2	2	28							-0.575	2.518	0.829	2.771	-0.398	2.373			
TS	Round 1	4	4	④	3	4	4	3	⑤	4	35	4	4	④	④	③	④	3	4	⑤	35	70	70
<b>Hayden Buckley</b>	-1											Strokes Gained Statistics											
Course		DD1	DD2	FH	GIR	SH	SS	PT							OTT	APR	ARG	T2G	PUT	TOT			
TS	Round 1	303	299	6	13	0	0	30							0.411	1.222	-0.047	1.585	0.788	2.373			
TS	Round 1	4	⑤	5	②	4	4	3	4	⑤	36	4	4	3	④	4	5	②	③	⑤	34	70	70
<b>Chesson Hadley</b>	-1											Strokes Gained Statistics											
Course		DD1	DD2	FH	GIR	SH	SS	PT							OTT	APR	ARG	T2G	PUT	TOT			
TS	Round 1	298	320	5	5	3	1	21							-0.200	-2.285	1.284	-1.202	3.575	2.373			
TS	Round 1	4	⑤	⑥	3	4	③	3	4	4	36	4	4	3	③	③	④	3	⑤	⑤	34	70	70
<b>Kelly Kraft</b>	-1											Strokes Gained Statistics											
Course		DD1	DD2	FH	GIR	SH	SS	PT							OTT	APR	ARG	T2G	PUT	TOT			
TS	Round 1	283	314	8	11	2	2	27							-0.642	0.001	0.018	-0.624	2.997	2.373			
TS	Round 1	⑤	4	④	3	⑤	4	3	4	4	36	4	4	3	5	③	5	3	4	③	34	70	70

Strokes Gained Legend: OTT = Off the Tee   APR = Approach the Green   ARG = Around the Green   T2G = Tee to Green   PUT = Putting   TOT = Total Strokes Gained





## 2023 WM Phoenix Open First Round Top Players



Course	Hole	1	2	3	4	5	6	7	8	9	Out	10	11	12	13	14	15	16	17	18	In	Total				
TS TPC Scottsdale (Stadium)	Par	4	4	5	3	4	4	3	4	4	35	4	4	3	5	4	5	3	4	4	36	71				
<hr/>																										
<b>33 Adam Long</b>	E											Strokes Gained Statistics														
Course		DD1	DD2	FH	GIR	SH	SS	PT							OTT	APR	ARG	T2G	PUT	TOT						
TS	Round 1	283	308	8	9	4	0	25							0.701	0.382	-0.590	0.492	0.881	1.373						
TS	Round 1	4	③	5	3	4	⑤	④	4	4	36	③	4	3	④	4	④	3	4	⑥	35	71	71			
<hr/>																										
<b>Jhonattan Vegas</b>	E											Strokes Gained Statistics														
Course		DD1	DD2	FH	GIR	SH	SS	PT							OTT	APR	ARG	T2G	PUT	TOT						
TS	Round 1	335	302	6	10	1	1	29							1.339	0.819	1.819	3.976	-2.603	1.373						
TS	Round 1	4	⑤	5	②	4	4	3	⑤	4	36	4	4	④	④	4	④	3	4	4	35	71	71			
<hr/>																										
<b>Keith Mitchell</b>	E											Strokes Gained Statistics														
Course		DD1	DD2	FH	GIR	SH	SS	PT							OTT	APR	ARG	T2G	PUT	TOT						
TS	Round 1	295	328	9	11	5	2	26							1.072	-0.741	-0.456	-0.126	1.499	1.373						
TS	Round 1	⑤	③	5	④	4	4	3	4	4	36	4	4	②	5	③	④	④	4	⑤	35	71	71			
<hr/>																										
<b>Jordan Spieth</b>	E											Strokes Gained Statistics														
Course		DD1	DD2	FH	GIR	SH	SS	PT							OTT	APR	ARG	T2G	PUT	TOT						
TS	Round 1	308	304	4	11	3	2	31							-0.493	2.528	1.149	3.183	-1.810	1.373						
TS	Round 1	4	4	④	④	4	4	3	4	⑤	36	⑤	⑤	②	④	4	④	3	4	4	35	71	71			
<hr/>																										
<b>Robert Streb</b>	E											Strokes Gained Statistics														
Course		DD1	DD2	FH	GIR	SH	SS	PT							OTT	APR	ARG	T2G	PUT	TOT						
TS	Round 1	293	325	5	9	2	0	25							0.040	-1.645	2.477	0.871	0.502	1.373						
TS	Round 1	⑤	③	④	3	4	③	3	4	4	33	4	4	3	④	⑤	5	⑤	4	4	38	71	71			
<hr/>																										
<b>Lucas Herbert</b>	E											Strokes Gained Statistics														
Course		DD1	DD2	FH	GIR	SH	SS	PT							OTT	APR	ARG	T2G	PUT	TOT						

Strokes Gained Legend: OTT = Off the Tee   APR = Approach the Green   ARG = Around the Green   T2G = Tee to Green   PUT = Putting   TOT = Total Strokes Gained





## 2023 WM Phoenix Open First Round Top Players



Course	Hole	1	2	3	4	5	6	7	8	9	Out	10	11	12	13	14	15	16	17	18	In	Total	
TS TPC Scottsdale (Stadium)	Par	4	4	5	3	4	4	3	4	4	35	4	4	3	5	4	5	3	4	4	36	71	
TS	Round 1	312	319	4	10	3	2	28				-0.234	-0.670	-0.094	-0.999	2.372	1.373						
TS	Round 1	5	4	5	3	4	4	4	4	4	37	3	4	3	4	4	4	3	5	4	34	71	71
<b>Lucas Glover</b>	E											Strokes Gained Statistics											
Course		DD1	DD2	FH	GIR	SH	SS	PT				OTT	APR	ARG	T2G	PUT	TOT						
TS	Round 1	296	296	11	10	0	0	28				0.659	0.375	0.747	1.780	-0.407	1.373						
TS	Round 1	4	4	4	3	4	4	3	4	4	34	4	5	3	5	4	5	3	4	4	37	71	71
<b>Richy Werenski</b>	E											Strokes Gained Statistics											
Course		DD1	DD2	FH	GIR	SH	SS	PT				OTT	APR	ARG	T2G	PUT	TOT						
TS	Round 1	312	327	10	8	3	2	26				1.543	-2.754	0.397	-0.815	2.188	1.373						
TS	Round 1	5	4	4	3	3	4	3	4	4	34	4	4	4	5	4	5	3	4	4	37	71	71
<b>Kevin Tway</b>	E											Strokes Gained Statistics											
Course		DD1	DD2	FH	GIR	SH	SS	PT				OTT	APR	ARG	T2G	PUT	TOT						
TS	Round 1	322	309	4	11	1	0	29				-1.186	0.401	-0.239	-1.025	2.398	1.373						
TS	Round 1	4	5	5	4	3	4	3	4	3	35	4	5	3	5	4	5	3	4	3	36	71	71
<b>Brian Harman</b>	E											Strokes Gained Statistics											
Course		DD1	DD2	FH	GIR	SH	SS	PT				OTT	APR	ARG	T2G	PUT	TOT						
TS	Round 1	300	306	9	11	1	1	29				-0.130	0.744	1.496	2.109	-0.736	1.373						
TS	Round 1	4	4	5	3	4	4	3	4	4	35	5	4	2	3	4	6	3	5	4	36	71	71
<b>Ryan Moore</b>	E											Strokes Gained Statistics											
Course		DD1	DD2	FH	GIR	SH	SS	PT				OTT	APR	ARG	T2G	PUT	TOT						
TS	Round 1	291	278	10	11	0	0	28				0.487	1.186	-0.416	1.256	0.117	1.373						

Strokes Gained Legend: OTT = Off the Tee   APR = Approach the Green   ARG = Around the Green   T2G = Tee to Green   PUT = Putting   TOT = Total Strokes Gained



## 2023 WM Phoenix Open First Round Top Players



Course	Hole	1	2	3	4	5	6	7	8	9	Out	10	11	12	13	14	15	16	17	18	In	Total	
TS TPC Scottsdale (Stadium)	Par	4	4	5	3	4	4	3	4	4	35	4	4	3	5	4	5	3	4	4	36	71	
TS	Round 1	4	4	④	3	⑤	4	④	4	4	36	4	4	3	④	4	5	3	⑤	③	35	71	71
<b>Max McGreevy</b>		Strokes Gained Statistics																					
Course		DD1	DD2	FH	GIR	SH	SS	PT	OTT	APR	ARG	T2G	PUT	TOT									
TS	Round 1	297	296	6	12	1	1	31	-0.975	3.140	-0.207	1.957	-0.584	1.373									
TS	Round 1	⑤	4	③	3	4	4	3	4	⑤	35	4	⑤	3	④	4	5	3	4	4	36	71	71
<b>Nate Lashley</b>		Strokes Gained Statistics																					
Course		DD1	DD2	FH	GIR	SH	SS	PT	OTT	APR	ARG	T2G	PUT	TOT									
TS	Round 1	329	301	9	12	0	0	32	0.137	2.417	0.904	3.457	-2.084	1.373									
TS	Round 1	4	4	④	3	4	4	3	4	4	34	4	⑤	3	④	4	⑥	3	4	4	37	71	71
<b>Patton Kizzire</b>		Strokes Gained Statistics																					
Course		DD1	DD2	FH	GIR	SH	SS	PT	OTT	APR	ARG	T2G	PUT	TOT									
TS	Round 1	300	309	8	11	2	1	31	0.680	-0.048	0.520	1.151	0.222	1.373									
TS	Round 1	4	4	④	④	4	4	④	4	4	36	4	4	3	5	4	④	3	4	4	35	71	71
<b>Justin Thomas</b>		Strokes Gained Statistics																					
Course		DD1	DD2	FH	GIR	SH	SS	PT	OTT	APR	ARG	T2G	PUT	TOT									
TS	Round 1	299	317	10	11	1	0	29	1.936	-0.765	0.197	1.367	0.006	1.373									
TS	Round 1	4	4	5	3	4	③	④	4	4	35	4	4	④	④	⑤	5	3	③	4	36	71	71
<b>Tom Kim</b>		Strokes Gained Statistics																					
Course		DD1	DD2	FH	GIR	SH	SS	PT	OTT	APR	ARG	T2G	PUT	TOT									
TS	Round 1	308	292	7	12	2	0	29	0.021	0.278	-1.201	-0.903	2.276	1.373									
TS	Round 1	4	⑤	5	④	③	4	3	4	③	35	4	4	3	5	⑤	5	3	③	4	36	71	71

Strokes Gained Legend: OTT = Off the Tee   APR = Approach the Green   ARG = Around the Green   T2G = Tee to Green   PUT = Putting   TOT = Total Strokes Gained



## 2023 WM Phoenix Open First Round Top Players



Course	Hole	1	2	3	4	5	6	7	8	9	Out	10	11	12	13	14	15	16	17	18	In	Total		
TS TPC Scottsdale (Stadium)	Par	4	4	5	3	4	4	3	4	4	35	4	4	3	5	4	5	3	4	4	36	71		
<b>Seamus Power</b> E																								
Strokes Gained Statistics																								
Course		DD1	DD2	FH	GIR	SH	SS	PT				OTT	APR	ARG	T2G	PUT	TOT							
TS	Round 1	316	294	8	11	1	1	30				1.759	-2.216	0.568	0.110	1.263	1.373							
TS	Round 1		4	4	④	3	4	4	3	4	⑤	35	4	4	3	5	4	5	3	4	4	36	71	71
<b>Rickie Fowler</b> E																								
Strokes Gained Statistics																								
Course		DD1	DD2	FH	GIR	SH	SS	PT				OTT	APR	ARG	T2G	PUT	TOT							
TS	Round 1	329	293	7	13	2	2	30				0.549	1.766	-0.374	1.940	-0.567	1.373							
TS	Round 1		4	4	④	④	4	4	④	4	③	35	4	4	3	④	4	5	3	4	⑤	36	71	71
<b>Tom Hoge</b> E																								
Strokes Gained Statistics																								
Course		DD1	DD2	FH	GIR	SH	SS	PT				OTT	APR	ARG	T2G	PUT	TOT							
TS	Round 1	271	303	7	13	0	0	31				0.430	0.878	0.260	1.567	-0.194	1.373							
TS	Round 1		4	4	④	3	4	4	3	4	4	34	4	4	3	5	⑤	5	3	4	4	37	71	71
<b>Brendan Steele</b> E																								
Strokes Gained Statistics																								
Course		DD1	DD2	FH	GIR	SH	SS	PT				OTT	APR	ARG	T2G	PUT	TOT							
TS	Round 1	300	315	6	14	1	0	32				1.164	2.182	-1.182	2.163	-0.790	1.373							
TS	Round 1		4	4	⑥	②	⑤	4	3	4	⑤	37	4	4	3	④	4	5	3	③	4	34	71	71
<b>Jason Dufner</b> E																								
Strokes Gained Statistics																								
Course		DD1	DD2	FH	GIR	SH	SS	PT				OTT	APR	ARG	T2G	PUT	TOT							
TS	Round 1	294	298	6	12	3	0	31				-1.370	3.068	1.175	2.872	-1.499	1.373							
TS	Round 1		③	4	⑥	②	③	4	④	⑤	⑤	36	4	4	3	③	4	5	④	4	4	35	71	71
<b>Justin Lower</b> E																								
Strokes Gained Statistics																								
Course		DD1	DD2	FH	GIR	SH	SS	PT				OTT	APR	ARG	T2G	PUT	TOT							

Strokes Gained Legend: OTT = Off the Tee   APR = Approach the Green   ARG = Around the Green   T2G = Tee to Green   PUT = Putting   TOT = Total Strokes Gained



2023 WM Phoenix Open  
First Round Top Players



Course	Hole	1	2	3	4	5	6	7	8	9	Out	10	11	12	13	14	15	16	17	18	In	Total	
TS TPC Scottsdale (Stadium)	Par	4	4	5	3	4	4	3	4	4	35	4	4	3	5	4	5	3	4	4	36	71	
TS	Round 1	306	316	9	12	3	2	32				0.066	1.685	-0.177	1.573	-0.200	1.373						
TS	Round 1	4	5	3	5	3	4	4	34	4	5	3	4	5	4	4	4	37	71	71			
<b>55 Brandon Wu</b>	+1											Strokes Gained Statistics											
Course		DD1	DD2	FH	GIR	SH	SS	PT				OTT	APR	ARG	T2G	PUT	TOT						
TS	Round 1	297	342	6	12	1	0	33				0.900	0.679	0.315	1.893	-1.520	0.373						
TS	Round 1	4	3	3	4	4	5	4	4	4	35	4	5	3	4	5	4	4	4	37	72	72	
<b>Tommy Fleetwood</b>	+1											Strokes Gained Statistics											
Course		DD1	DD2	FH	GIR	SH	SS	PT				OTT	APR	ARG	T2G	PUT	TOT						
TS	Round 1	355	295	7	11	1	1	30				-0.683	0.178	0.663	0.157	0.216	0.373						
TS	Round 1	4	4	5	3	3	4	4	34	3	4	3	6	5	5	3	4	5	38	72	72		
<b>Erik van Rooyen</b>	+1											Strokes Gained Statistics											
Course		DD1	DD2	FH	GIR	SH	SS	PT				OTT	APR	ARG	T2G	PUT	TOT						
TS	Round 1	289	297	6	11	1	0	29				0.080	1.711	-1.233	0.557	-0.184	0.373						
TS	Round 1	4	4	5	3	4	4	4	36	4	4	2	5	3	4	6	36	72	72				
<b>Andrew Landry</b>	+1											Strokes Gained Statistics											
Course		DD1	DD2	FH	GIR	SH	SS	PT				OTT	APR	ARG	T2G	PUT	TOT						
TS	Round 1	287	287	6	8	3	3	27				-0.078	-2.066	0.377	-1.768	2.141	0.373						
TS	Round 1	4	4	5	3	4	3	4	5	35	4	4	3	4	6	3	4	5	37	72	72		
<b>Gary Woodland</b>	+1											Strokes Gained Statistics											
Course		DD1	DD2	FH	GIR	SH	SS	PT				OTT	APR	ARG	T2G	PUT	TOT						
TS	Round 1	320	308	4	12	3	2	32				-1.068	3.492	-0.167	2.256	-1.883	0.373						

Strokes Gained Legend: OTT = Off the Tee APR = Approach the Green ARG = Around the Green T2G = Tee to Green PUT = Putting TOT = Total Strokes Gained



## 2023 WM Phoenix Open First Round Top Players



Course	Hole	1	2	3	4	5	6	7	8	9	Out	10	11	12	13	14	15	16	17	18	In	Total	
TS TPC Scottsdale (Stadium)	Par	4	4	5	3	4	4	3	4	4	35	4	4	3	5	4	5	3	4	4	36	71	
TS	Round 1	4	4	5	3	4	5	3	4	4	36	4	4	4	4	4	5	3	4	4	36	72	72
<b>Harris English</b>		+1																					
Course		DD1	DD2	FH	GIR	SH	SS	PT	Strokes Gained Statistics														
TS Round 1		297	315	3	8	6	2	24	OTT	APR	ARG	T2G	PUT	TOT									
TS Round 1		4	4	4	4	4	3	4	4	35	4	5	3	5	4	4	3	5	4	37	72	72	
<b>Tyler Duncan</b>		+1																					
Course		DD1	DD2	FH	GIR	SH	SS	PT	Strokes Gained Statistics														
TS Round 1		304	316	9	11	1	1	30	OTT	APR	ARG	T2G	PUT	TOT									
TS Round 1		4	4	4	2	5	5	3	4	4	35	4	4	3	5	4	4	5	4	37	72	72	
<b>Lee Hodges</b>		+1																					
Course		DD1	DD2	FH	GIR	SH	SS	PT	Strokes Gained Statistics														
TS Round 1		265	323	8	11	1	1	31	OTT	APR	ARG	T2G	PUT	TOT									
TS Round 1		4	4	4	3	3	4	4	4	5	35	4	5	3	6	4	5	4	3	3	37	72	72
<b>Kramer Hickok</b>		+1																					
Course		DD1	DD2	FH	GIR	SH	SS	PT	Strokes Gained Statistics														
TS Round 1		300	333	12	11	2	1	30	OTT	APR	ARG	T2G	PUT	TOT									
TS Round 1		5	4	5	3	3	6	4	4	4	38	4	4	3	5	3	5	3	3	4	34	72	72
<b>Sahith Theegala</b>		+1																					
Course		DD1	DD2	FH	GIR	SH	SS	PT	Strokes Gained Statistics														
TS Round 1		283	295	11	10	4	3	29	OTT	APR	ARG	T2G	PUT	TOT									
TS Round 1		5	3	4	3	4	4	4	4	4	35	4	4	3	5	4	6	3	4	4	37	72	72

Strokes Gained Legend: OTT = Off the Tee   APR = Approach the Green   ARG = Around the Green   T2G = Tee to Green   PUT = Putting   TOT = Total Strokes Gained



## 2023 WM Phoenix Open First Round Top Players



Course	Hole	1	2	3	4	5	6	7	8	9	Out	10	11	12	13	14	15	16	17	18	In	Total		
TS TPC Scottsdale (Stadium)	Par	4	4	5	3	4	4	3	4	4	35	4	4	3	5	4	5	3	4	4	36	71		
<b>Matt Kuchar</b>		+1																						
Course		DD1	DD2	FH	GIR	SH	SS	PT	Strokes Gained Statistics															
TS Round 1		271	316	7	12	1	1	29	OTT	APR	ARG	T2G	PUT	TOT										
TS Round 1		4	4	④	②	4	4	3	4	⑥	35	4	⑤	⑤	5	4	④	3	③	4	37	72	72	
<b>Billy Horschel</b>		+1																						
Course		DD1	DD2	FH	GIR	SH	SS	PT	Strokes Gained Statistics															
TS Round 1		299	302	6	8	0	0	27	OTT	APR	ARG	T2G	PUT	TOT										
TS Round 1		4	4	⑥	②	4	4	3	③	⑤	35	4	⑤	3	④	4	5	3	4	⑤	37	72	72	
<b>Si Woo Kim</b>		+1																						
Course		DD1	DD2	FH	GIR	SH	SS	PT	Strokes Gained Statistics															
TS Round 1		292	289	5	9	1	0	28	OTT	APR	ARG	T2G	PUT	TOT										
TS Round 1		4	4	④	④	4	4	④	4	4	36	4	⑤	3	5	4	5	②	4	4	36	72	72	
<b>Chris Kirk</b>		+1																						
Course		DD1	DD2	FH	GIR	SH	SS	PT	Strokes Gained Statistics															
TS Round 1		287	298	7	11	4	1	29	OTT	APR	ARG	T2G	PUT	TOT										
TS Round 1		⑤	4	④	②	⑤	③	④	4	⑤	36	⑤	4	3	④	4	④	④	4	4	36	72	72	
<b>69 Scott Piercy</b>		+2																						
Course		DD1	DD2	FH	GIR	SH	SS	PT	Strokes Gained Statistics															
TS Round 1		345	293	8	9	3	2	27	OTT	APR	ARG	T2G	PUT	TOT										
TS Round 1		4	4	5	②	4	4	④	⑤	4	36	4	⑤	3	5	4	5	②	4	⑤	37	73	73	
<b>Taylor Pendrith</b>		+2																						
Course		DD1	DD2	FH	GIR	SH	SS	PT	Strokes Gained Statistics															
		DD1	DD2	FH	GIR	SH	SS	PT	OTT	APR	ARG	T2G	PUT	TOT										

Strokes Gained Legend: OTT = Off the Tee   APR = Approach the Green   ARG = Around the Green   T2G = Tee to Green   PUT = Putting   TOT = Total Strokes Gained



## 2023 WM Phoenix Open First Round Top Players



Course	Hole	1	2	3	4	5	6	7	8	9	Out	10	11	12	13	14	15	16	17	18	In	Total	
TS TPC Scottsdale (Stadium)	Par	4	4	5	3	4	4	3	4	4	35	4	4	3	5	4	5	3	4	4	36	71	
TS	Round 1	296	316	5	10	2	0	29				-0.768	-0.848	-0.904	-2.521	1.894						-0.627	
TS	Round 1	<span style="border: 1px solid black; padding: 2px;">6</span>	4	5	3	4	<span style="border: 1px solid black; border-radius: 50%; padding: 2px;">3</span>	3	4	<span style="border: 1px solid black; border-radius: 50%; padding: 2px;">3</span>	35	4	4	<span style="border: 1px solid black; padding: 2px;">4</span>	5	4	5	3	4	<span style="border: 1px solid black; padding: 2px;">5</span>	38	73	73
<b>Garrick Higgo</b>	+2											Strokes Gained Statistics											
Course		DD1	DD2	FH	GIR	SH	SS	PT				OTT	APR	ARG	T2G	PUT	TOT						
TS	Round 1	289	288	8	13	2	1	34				0.285	0.342	0.554	1.180	-1.807	-0.627						
TS	Round 1	4	4	<span style="border: 1px solid black; border-radius: 50%; padding: 2px;">4</span>	3	4	<span style="border: 1px solid black; padding: 2px;">5</span>	3	4	4	35	4	<span style="border: 1px solid black; padding: 2px;">5</span>	<span style="border: 1px solid black; padding: 2px;">4</span>	5	4	<span style="border: 1px solid black; border-radius: 50%; padding: 2px;">4</span>	3	4	<span style="border: 1px solid black; padding: 2px;">5</span>	38	73	73
<b>Rory McIlroy</b>	+2											Strokes Gained Statistics											
Course		DD1	DD2	FH	GIR	SH	SS	PT				OTT	APR	ARG	T2G	PUT	TOT						
TS	Round 1	328	332	4	10	3	2	28				0.027	-1.133	0.576	-0.531	-0.096	-0.627						
TS	Round 1	<span style="border: 1px solid black; padding: 2px;">5</span>	4	5	3	4	4	<span style="border: 1px solid black; padding: 2px;">4</span>	4	4	37	4	<span style="border: 1px solid black; padding: 2px;">5</span>	3	5	4	<span style="border: 1px solid black; border-radius: 50%; padding: 2px;">4</span>	3	<span style="border: 1px solid black; border-radius: 50%; padding: 2px;">3</span>	<span style="border: 1px solid black; padding: 2px;">5</span>	36	73	73
<b>Collin Morikawa</b>	+2											Strokes Gained Statistics											
Course		DD1	DD2	FH	GIR	SH	SS	PT				OTT	APR	ARG	T2G	PUT	TOT						
TS	Round 1	282	305	9	10	3	0	29				0.753	0.328	-1.191	-0.111	-0.516	-0.627						
TS	Round 1	<span style="border: 1px solid black; padding: 2px;">5</span>	4	5	3	4	4	3	4	4	36	4	4	<span style="border: 1px solid black; padding: 2px;">4</span>	5	<span style="border: 1px solid black; padding: 2px;">5</span>	<span style="border: 1px solid black; border-radius: 50%; padding: 2px;">4</span>	3	<span style="border: 1px solid black; border-radius: 50%; padding: 2px;">3</span>	<span style="border: 1px solid black; padding: 2px;">5</span>	37	73	73
<b>Patrick Cantlay</b>	+2											Strokes Gained Statistics											
Course		DD1	DD2	FH	GIR	SH	SS	PT				OTT	APR	ARG	T2G	PUT	TOT						
TS	Round 1	321	315	7	11	1	0	29				0.594	-0.669	-1.700	-1.776	1.149	-0.627						
TS	Round 1	4	<span style="border: 1px solid black; border-radius: 50%; padding: 2px;">3</span>	5	3	<span style="border: 1px solid black; padding: 2px;">5</span>	4	3	4	4	35	4	4	<span style="border: 1px solid black; padding: 2px;">4</span>	<span style="border: 1px solid black; border-radius: 50%; padding: 2px;">4</span>	<span style="border: 1px solid black; padding: 2px;">5</span>	5	<span style="border: 1px solid black; padding: 2px;">4</span>	4	4	38	73	73
<b>K.H. Lee</b>	+2											Strokes Gained Statistics											
Course		DD1	DD2	FH	GIR	SH	SS	PT				OTT	APR	ARG	T2G	PUT	TOT						
TS	Round 1	283	339	6	9	3	2	27				-1.296	-0.641	0.123	-1.815	1.188	-0.627						

Strokes Gained Legend: OTT = Off the Tee   APR = Approach the Green   ARG = Around the Green   T2G = Tee to Green   PUT = Putting   TOT = Total Strokes Gained





## 2023 WM Phoenix Open First Round Top Players



Course	Hole	1	2	3	4	5	6	7	8	9	Out	10	11	12	13	14	15	16	17	18	In	Total	
TS TPC Scottsdale (Stadium)	Par	4	4	5	3	4	4	3	4	4	35	4	4	3	5	4	5	3	4	4	36	71	
TS	Round 1	5	4	4	3	3	4	4	4	5	36	4	5	3	4	4	5	3	4	5	37	73	73
<b>Cameron Young</b>	+2											Strokes Gained Statistics											
Course		DD1	DD2	FH	GIR	SH	SS	PT							OTT	APR	ARG	T2G	PUT	TOT			
TS	Round 1	314	340	9	10	3	1	31							1.857	-0.930	-0.024	0.902	-1.529	-0.627			
TS	Round 1	4	4	5	3	5	4	3	5	3	36	5	6	3	5	3	5	2	3	5	37	73	73
<b>Peter Malnati</b>	+2											Strokes Gained Statistics											
Course		DD1	DD2	FH	GIR	SH	SS	PT							OTT	APR	ARG	T2G	PUT	TOT			
TS	Round 1	274	306	4	10	1	1	29							-0.765	-1.460	0.419	-1.807	1.180	-0.627			
TS	Round 1	3	4	5	3	4	5	3	4	4	35	3	5	4	5	5	3	4	4	3	38	73	73
<b>Callum Tarren</b>	+2											Strokes Gained Statistics											
Course		DD1	DD2	FH	GIR	SH	SS	PT							OTT	APR	ARG	T2G	PUT	TOT			
TS	Round 1	310	320	5	10	4	3	30							-1.826	0.396	-0.417	-1.848	1.221	-0.627			
TS	Round 1	4	5	4	3	4	5	3	3	3	34	4	5	4	5	4	5	3	4	5	39	73	73
<b>Ricky Barnes</b>	+2											Strokes Gained Statistics											
Course		DD1	DD2	FH	GIR	SH	SS	PT							OTT	APR	ARG	T2G	PUT	TOT			
TS	Round 1	313	302	2	8	2	1	27							-2.013	0.090	0.429	-1.495	0.868	-0.627			
TS	Round 1	5	4	5	3	5	4	3	4	4	37	4	4	3	4	4	5	3	5	4	36	73	73
<b>Patrick Rodgers</b>	+2											Strokes Gained Statistics											
Course		DD1	DD2	FH	GIR	SH	SS	PT							OTT	APR	ARG	T2G	PUT	TOT			
TS	Round 1	377	322	6	11	1	1	30							-1.139	-1.336	0.309	-2.167	1.540	-0.627			
TS	Round 1	4	6	5	3	4	4	5	3	4	38	5	5	3	5	4	4	3	3	3	35	73	73

Strokes Gained Legend: OTT = Off the Tee   APR = Approach the Green   ARG = Around the Green   T2G = Tee to Green   PUT = Putting   TOT = Total Strokes Gained



## 2023 WM Phoenix Open First Round Top Players



Course	Hole	1	2	3	4	5	6	7	8	9	Out	10	11	12	13	14	15	16	17	18	In	Total	
TS TPC Scottsdale (Stadium)	Par	4	4	5	3	4	4	3	4	4	35	4	4	3	5	4	5	3	4	4	36	71	
<hr/>																							
<b>Matt Wallace</b>												Strokes Gained Statistics											
Course		DD1	DD2	FH	GIR	SH	SS	PT															
TS	Round 1	328	319	3	9	1	0	28	OTT	APR	ARG	T2G	PUT	TOT									
TS	Round 1	4	4	5	3	5	5	4	4	4	38	4	3	5	4	5	3	4	4	35	73	73	
<hr/>																							
<b>Greyson Sigg</b>												Strokes Gained Statistics											
Course		DD1	DD2	FH	GIR	SH	SS	PT															
TS	Round 1	297	296	7	11	1	0	31	OTT	APR	ARG	T2G	PUT	TOT									
TS	Round 1	4	4	5	3	5	4	3	4	4	36	4	4	3	5	4	6	4	3	4	37	73	73
<hr/>																							
<b>Russell Knox</b>												Strokes Gained Statistics											
Course		DD1	DD2	FH	GIR	SH	SS	PT															
TS	Round 1	286	297	8	12	2	0	30	OTT	APR	ARG	T2G	PUT	TOT									
TS	Round 1	5	4	5	4	4	3	4	5	37	4	5	3	5	4	4	3	4	4	36	73	73	
<hr/>																							
<b>Davis Riley</b>												Strokes Gained Statistics											
Course		DD1	DD2	FH	GIR	SH	SS	PT															
TS	Round 1	305	318	6	9	1	0	30	OTT	APR	ARG	T2G	PUT	TOT									
TS	Round 1	5	5	4	3	4	4	3	5	5	38	3	5	3	4	4	3	5	4	35	73	73	
<hr/>																							
<b>Aaron Wise</b>												Strokes Gained Statistics											
Course		DD1	DD2	FH	GIR	SH	SS	PT															
TS	Round 1	305	327	4	9	3	0	31	OTT	APR	ARG	T2G	PUT	TOT									
TS	Round 1	4	4	5	3	4	5	4	4	4	37	3	3	4	4	4	6	4	4	4	36	73	73
<hr/>																							
<b>Joel Dahmen</b>												Strokes Gained Statistics											
Course		DD1	DD2	FH	GIR	SH	SS	PT															
		DD1	DD2	FH	GIR	SH	SS	PT	OTT	APR	ARG	T2G	PUT	TOT									

Strokes Gained Legend: OTT = Off the Tee   APR = Approach the Green   ARG = Around the Green   T2G = Tee to Green   PUT = Putting   TOT = Total Strokes Gained



2023 WM Phoenix Open  
First Round Top Players



Course	Hole	1	2	3	4	5	6	7	8	9	Out	10	11	12	13	14	15	16	17	18	In	Total	
TS TPC Scottsdale (Stadium)	Par	4	4	5	3	4	4	3	4	4	35	4	4	3	5	4	5	3	4	4	36	71	
TS	Round 1	281	289	8	9	1	1	29				0.374	0.108	0.044	0.525	-1.152	-0.627						
TS	Round 1	4	4	5	3	4	5	4	4	4	37	4	4	2	5	5	4	4	3	5	36	73	73
<b>Luke List</b>	+2											Strokes Gained Statistics											
Course		DD1	DD2	FH	GIR	SH	SS	PT				OTT	APR	ARG	T2G	PUT	TOT						
TS	Round 1	314	325	8	10	3	0	29				1.120	-1.391	-0.148	-0.420	-0.207	-0.627						
TS	Round 1	4	5	4	5	3	4	4	4	4	37	4	4	4	4	5	3	4	4	36	73	73	
<b>Andrew Putnam</b>	+2											Strokes Gained Statistics											
Course		DD1	DD2	FH	GIR	SH	SS	PT				OTT	APR	ARG	T2G	PUT	TOT						
TS	Round 1	283	283	8	12	3	1	31				-0.095	0.536	-1.151	-0.711	0.084	-0.627						
TS	Round 1	4	4	5	3	5	3	4	4	4	36	4	4	4	5	5	3	4	3	37	73	73	
<b>Danny Lee</b>	+2											Strokes Gained Statistics											
Course		DD1	DD2	FH	GIR	SH	SS	PT				OTT	APR	ARG	T2G	PUT	TOT						
TS	Round 1	284	305	6	10	2	1	28				-1.551	0.305	-0.383	-1.630	1.003	-0.627						
TS	Round 1	4	4	4	2	4	4	3	4	3	32	5	3	3	5	4	7	3	5	6	41	73	73
<b>Ryan Palmer</b>	+2											Strokes Gained Statistics											
Course		DD1	DD2	FH	GIR	SH	SS	PT				OTT	APR	ARG	T2G	PUT	TOT						
TS	Round 1	277	320	7	14	2	1	35				0.574	1.552	0.406	2.531	-3.158	-0.627						
TS	Round 1	4	5	4	3	5	5	4	4	4	38	5	5	3	4	3	5	3	3	4	35	73	73
<b>Dalton Ward</b>	+2											Strokes Gained Statistics											
Course		DD1	DD2	FH	GIR	SH	SS	PT				OTT	APR	ARG	T2G	PUT	TOT						
TS	Round 1	310	269	7	15	2	0	33				-0.409	1.369	-0.808	0.151	-0.778	-0.627						

Strokes Gained Legend: OTT = Off the Tee APR = Approach the Green ARG = Around the Green T2G = Tee to Green PUT = Putting TOT = Total Strokes Gained



## 2023 WM Phoenix Open First Round Top Players



Course	Hole	1	2	3	4	5	6	7	8	9	Out	10	11	12	13	14	15	16	17	18	In	Total	
TS TPC Scottsdale (Stadium)	Par	4	4	5	3	4	4	3	4	4	35	4	4	3	5	4	5	3	4	4	36	71	
TS	Round 1	5	6	4	3	3	3	4	4	4	36	4	4	3	4	4	5	4	5	4	37	73	73
<b>Doc Redman</b>											+2	Strokes Gained Statistics											
Course		DD1	DD2	FH	GIR	SH	SS	PT				OTT	APR	ARG	T2G	PUT	TOT						
TS	Round 1	273	292	10	11	4	1	31				0.461	-0.428	-0.617	-0.585	-0.042	-0.627						
TS	Round 1	5	4	4	2	3	4	3	5	5	35	4	4	4	5	5	3	4	4	38	73	73	
<b>93 Kevin Streelman</b>											+3	Strokes Gained Statistics											
Course		DD1	DD2	FH	GIR	SH	SS	PT				OTT	APR	ARG	T2G	PUT	TOT						
TS	Round 1	287	286	8	11	2	1	32				0.136	-0.825	1.277	0.587	-2.214	-1.627						
TS	Round 1	5	5	5	3	4	5	4	3	4	38	4	4	4	5	4	5	2	4	4	36	74	74
<b>Davis Thompson</b>											+3	Strokes Gained Statistics											
Course		DD1	DD2	FH	GIR	SH	SS	PT				OTT	APR	ARG	T2G	PUT	TOT						
TS	Round 1	313	321	9	7	3	2	27				1.762	-3.266	0.804	-0.701	-0.926	-1.627						
TS	Round 1	4	5	5	3	4	4	4	4	5	38	4	4	3	4	4	4	5	4	4	36	74	74
<b>Hideki Matsuyama</b>											+3	Strokes Gained Statistics											
Course		DD1	DD2	FH	GIR	SH	SS	PT				OTT	APR	ARG	T2G	PUT	TOT						
TS	Round 1	285	295	8	7	2	1	28				0.790	-1.894	0.177	-0.928	-0.699	-1.627						
TS	Round 1	3	5	5	3	4	4	3	4	5	36	4	4	4	5	4	5	4	4	4	38	74	74
<b>Kevin Kisner</b>											+3	Strokes Gained Statistics											
Course		DD1	DD2	FH	GIR	SH	SS	PT				OTT	APR	ARG	T2G	PUT	TOT						
TS	Round 1	282	298	8	8	1	0	28				-0.285	-1.177	0.069	-1.394	-0.233	-1.627						
TS	Round 1	5	5	7	4	3	4	3	4	3	38	4	5	3	4	5	5	2	4	4	36	74	74

Strokes Gained Legend: OTT = Off the Tee   APR = Approach the Green   ARG = Around the Green   T2G = Tee to Green   PUT = Putting   TOT = Total Strokes Gained



## 2023 WM Phoenix Open First Round Top Players



Course	Hole	1	2	3	4	5	6	7	8	9	Out	10	11	12	13	14	15	16	17	18	In	Total	
TS	TPC Scottsdale (Stadium)	4	4	5	3	4	4	3	4	4	<b>35</b>	4	4	3	5	4	5	3	4	4	<b>36</b>	<b>71</b>	
<b>Mackenzie Hughes</b>		+3																					
Course		DD1	DD2	FH	GIR	SH	SS	PT	Strokes Gained Statistics														
TS Round 1		272	345	9	13	1	1	33	OTT	APR	ARG	T2G	PUT	TOT									
TS Round 1		4	4	5	3	4	5	3	4	4	<b>36</b>	4	6	3	4	5	4	3	4	5	<b>38</b>	<b>74</b>	<b>74</b>
<b>Chez Reavie</b>		+3																					
Course		DD1	DD2	FH	GIR	SH	SS	PT	Strokes Gained Statistics														
TS Round 1		276	295	3	10	3	2	29	OTT	APR	ARG	T2G	PUT	TOT									
TS Round 1		4	4	4	3	4	4	5	4	5	<b>37</b>	5	4	3	5	4	5	3	4	4	<b>37</b>	<b>74</b>	<b>74</b>
<b>Mark Hubbard</b>		+3																					
Course		DD1	DD2	FH	GIR	SH	SS	PT	Strokes Gained Statistics														
TS Round 1		293	300	8	6	1	1	27	OTT	APR	ARG	T2G	PUT	TOT									
TS Round 1		5	4	5	3	4	4	3	5	5	<b>38</b>	4	4	3	4	5	4	3	4	5	<b>36</b>	<b>74</b>	<b>74</b>
<b>Beau Hossler</b>		+3																					
Course		DD1	DD2	FH	GIR	SH	SS	PT	Strokes Gained Statistics														
TS Round 1		307	324	10	11	3	1	31	OTT	APR	ARG	T2G	PUT	TOT									
TS Round 1		5	5	4	4	4	3	4	4	<b>37</b>	3	4	3	4	4	6	4	4	4	5	<b>37</b>	<b>74</b>	<b>74</b>
<b>J.B. Holmes</b>		+3																					
Course		DD1	DD2	FH	GIR	SH	SS	PT	Strokes Gained Statistics														
TS Round 1		313	314	7	11	2	0	31	OTT	APR	ARG	T2G	PUT	TOT									
TS Round 1		4	4	5	2	4	4	4	5	4	<b>36</b>	4	4	3	5	4	5	5	3	5	<b>38</b>	<b>74</b>	<b>74</b>
<b>Dylan Frittelli</b>		+3																					
Course		DD1	DD2	FH	GIR	SH	SS	PT	Strokes Gained Statistics														
TS Round 1		313	314	7	11	2	0	31	OTT	APR	ARG	T2G	PUT	TOT									

Strokes Gained Legend: OTT = Off the Tee   APR = Approach the Green   ARG = Around the Green   T2G = Tee to Green   PUT = Putting   TOT = Total Strokes Gained



## 2023 WM Phoenix Open First Round Top Players



Course	Hole	1	2	3	4	5	6	7	8	9	Out	10	11	12	13	14	15	16	17	18	In	Total	
TS TPC Scottsdale (Stadium)	Par	4	4	5	3	4	4	3	4	4	35	4	4	3	5	4	5	3	4	4	36	71	
TS	Round 1	326	304	7	12	2	1	33				1.609	-1.010	0.424	1.022	-2.649	-1.627						
TS	Round 1		5	5	4	3	4	4	3	3	35	5	4	4	5	4	5	3	4	5	39	74	74
<b>Alex Noren</b>	+3											Strokes Gained Statistics											
Course		DD1	DD2	FH	GIR	SH	SS	PT				OTT	APR	ARG	T2G	PUT	TOT						
TS	Round 1	293	300	6	13	2	0	34				-0.803	-0.163	-0.984	-1.951	0.324	-1.627						
TS	Round 1		4	5	3	4	4	3	5	3	36	4	4	4	6	4	5	3	4	4	38	74	74
<b>Doug Ghim</b>	+3											Strokes Gained Statistics											
Course		DD1	DD2	FH	GIR	SH	SS	PT				OTT	APR	ARG	T2G	PUT	TOT						
TS	Round 1	287	326	7	12	0	0	32				0.012	-0.440	1.459	1.030	-2.657	-1.627						
TS	Round 1		4	4	5	3	4	4	3	5	4	4	6	4	4	5	3	4	3	38	74	74	
<b>Matthias Schwab</b>	+3											Strokes Gained Statistics											
Course		DD1	DD2	FH	GIR	SH	SS	PT				OTT	APR	ARG	T2G	PUT	TOT						
TS	Round 1	301	341	6	7	1	0	27				-2.573	-0.056	1.121	-1.509	-0.118	-1.627						
TS	Round 1		4	4	6	2	4	4	4	4	36	4	5	3	5	5	4	4	4	4	38	74	74
<b>106 Nick Watney</b>	+4											Strokes Gained Statistics											
Course		DD1	DD2	FH	GIR	SH	SS	PT				OTT	APR	ARG	T2G	PUT	TOT						
TS	Round 1	303	324	4	6	1	0	25				-2.568	-2.190	0.437	-4.322	1.695	-2.627						
TS	Round 1		5	6	5	4	4	5	3	5	41	3	4	3	5	4	4	3	5	3	34	75	75
<b>Taylor Montgomery</b>	+4											Strokes Gained Statistics											
Course		DD1	DD2	FH	GIR	SH	SS	PT				OTT	APR	ARG	T2G	PUT	TOT						
TS	Round 1	287	303	6	7	2	1	29				-1.824	-1.684	-0.461	-3.970	1.343	-2.627						

Strokes Gained Legend: OTT = Off the Tee   APR = Approach the Green   ARG = Around the Green   T2G = Tee to Green   PUT = Putting   TOT = Total Strokes Gained



## 2023 WM Phoenix Open First Round Top Players



Course	Hole	1	2	3	4	5	6	7	8	9	Out	10	11	12	13	14	15	16	17	18	In	Total	
TS TPC Scottsdale (Stadium)	Par	4	4	5	3	4	4	3	4	4	35	4	4	3	5	4	5	3	4	4	36	71	
TS	Round 1	4	4	5	②	4	4	3	5	4	35	5	6	4	④	5	6	3	③	4	40	75	75
<b>Brendon Todd</b>		+4																					
Course		DD1	DD2	FH	GIR	SH	SS	PT	Strokes Gained Statistics														
TS		Round 1	277	313	7	11	2	0	32	OTT	APR	ARG	T2G	PUT	TOT								
TS		Round 1	277	313	7	11	2	0	32	-0.501	-0.054	-1.519	-2.075	-0.552	-2.627								
TS	Round 1	5	4	5	4	4	4	3	4	6	39	4	4	3	5	4	5	3	5	③	36	75	75
<b>Shane Lowry</b>		+4																					
Course		DD1	DD2	FH	GIR	SH	SS	PT	Strokes Gained Statistics														
TS		Round 1	286	318	7	11	2	1	31	OTT	APR	ARG	T2G	PUT	TOT								
TS		Round 1	286	318	7	11	2	1	31	-0.622	-0.565	0.489	-0.699	-1.928	-2.627								
TS	Round 1	4	4	5	4	4	4	3	4	5	37	4	5	3	5	4	④	3	5	5	38	75	75
<b>Martin Laird</b>		+4																					
Course		DD1	DD2	FH	GIR	SH	SS	PT	Strokes Gained Statistics														
TS		Round 1	276	292	9	8	4	2	31	OTT	APR	ARG	T2G	PUT	TOT								
TS		Round 1	276	292	9	8	4	2	31	0.296	-1.414	0.741	-0.378	-2.249	-2.627								
TS	Round 1	4	5	5	3	4	4	3	5	5	38	4	4	3	5	5	5	4	③	4	37	75	75
<b>Denny McCarthy</b>		+4																					
Course		DD1	DD2	FH	GIR	SH	SS	PT	Strokes Gained Statistics														
TS		Round 1	288	309	8	11	1	0	32	OTT	APR	ARG	T2G	PUT	TOT								
TS		Round 1	288	309	8	11	1	0	32	0.993	-0.575	-2.092	-1.675	-0.952	-2.627								
TS	Round 1	5	5	5	3	4	4	3	4	③	36	4	4	3	5	5	5	4	4	5	39	75	75
<b>Kurt Kitayama</b>		+4																					
Course		DD1	DD2	FH	GIR	SH	SS	PT	Strokes Gained Statistics														
TS		Round 1	289	308	9	8	2	0	31	OTT	APR	ARG	T2G	PUT	TOT								
TS		Round 1	289	308	9	8	2	0	31	0.428	-2.542	-0.253	-2.368	-0.259	-2.627								
TS	Round 1	5	5	5	4	4	4	3	4	5	39	4	4	3	6	5	5	3	③	③	36	75	75

Strokes Gained Legend: OTT = Off the Tee   APR = Approach the Green   ARG = Around the Green   T2G = Tee to Green   PUT = Putting   TOT = Total Strokes Gained



## 2023 WM Phoenix Open First Round Top Players



Course	Hole	1	2	3	4	5	6	7	8	9	Out	10	11	12	13	14	15	16	17	18	In	Total								
TS TPC Scottsdale (Stadium)	Par	4	4	5	3	4	4	3	4	4	35	4	4	3	5	4	5	3	4	4	36	71								
<b>David Lipsky</b>		+4																												
Course		DD1	DD2	FH	GIR	SH	SS	PT	Strokes Gained Statistics																					
		OTT	APR	ARG	T2G	PUT	TOT																							
TS Round 1		306	289	5	10	4	1	31	0.043	0.034	0.116	0.192	-2.819	-2.627																
TS Round 1		4	5	3	4	3	4	5	38	4	4	3	5	5	3	4	4	37	75	75										
<b>Francesco Molinari</b>		+4																												
Course		DD1	DD2	FH	GIR	SH	SS	PT	Strokes Gained Statistics																					
		OTT	APR	ARG	T2G	PUT	TOT																							
TS Round 1		285	333	9	10	2	0	31	0.979	-1.191	-0.389	-0.602	-2.025	-2.627																
TS Round 1		4	4	5	4	3	4	5	38	5	4	3	5	4	5	3	4	4	37	75	75									
<b>Adam Svensson</b>		+4																												
Course		DD1	DD2	FH	GIR	SH	SS	PT	Strokes Gained Statistics																					
		OTT	APR	ARG	T2G	PUT	TOT																							
TS Round 1		286	298	4	5	3	2	27	-2.267	-1.173	1.049	-2.392	-0.235	-2.627																
TS Round 1		4	4	6	3	4	3	4	36	4	5	3	5	4	5	3	5	5	39	75	75									
<b>Austin Smotherman</b>		+4																												
Course		DD1	DD2	FH	GIR	SH	SS	PT	Strokes Gained Statistics																					
		OTT	APR	ARG	T2G	PUT	TOT																							
TS Round 1		296	328	9	8	4	1	31	1.215	-0.544	-1.367	-0.697	-1.930	-2.627																
TS Round 1		4	4	4	3	5	5	4	37	5	5	3	4	5	3	4	5	38	75	75										
<b>Brett White</b>		+4																												
Course		DD1	DD2	FH	GIR	SH	SS	PT	Strokes Gained Statistics																					
		OTT	APR	ARG	T2G	PUT	TOT																							
TS Round 1		315	299	4	9	1	0	28	-0.173	-1.169	-0.764	-2.107	-0.520	-2.627																
TS Round 1		4	6	5	4	4	4	3	39	4	4	3	6	5	4	3	3	4	36	75	75									
<b>118 Stephan Jaeger</b>		+5																												
Course		DD1	DD2	FH	GIR	SH	SS	PT	Strokes Gained Statistics																					
		OTT	APR	ARG	T2G	PUT	TOT																							

Strokes Gained Legend: OTT = Off the Tee APR = Approach the Green ARG = Around the Green T2G = Tee to Green PUT = Putting TOT = Total Strokes Gained





## 2023 WM Phoenix Open First Round Top Players



Course	Hole	1	2	3	4	5	6	7	8	9	Out	10	11	12	13	14	15	16	17	18	In	Total		
TS TPC Scottsdale (Stadium)	Par	4	4	5	3	4	4	3	4	4	35	4	4	3	5	4	5	3	4	4	36	71		
TS	Round 1	306	309	5	10	1	1	32				-1.862	-1.660	0.617	-2.906	-0.721	-3.627							
TS	Round 1		4	4	5	<span style="border: 1px solid black; padding: 0 2px;">4</span>	4	4	<span style="border: 1px solid black; padding: 0 2px;">4</span>	4	<span style="border: 1px solid black; border-radius: 50%; padding: 0 2px;">3</span>	36	4	<span style="border: 1px solid black; padding: 0 2px;">5</span>	3	5	4	<span style="border: 1px solid black; padding: 0 2px;">6</span>	3	4	<span style="border: 1px solid black; padding: 0 2px;">6</span>	40	76	76
<b>Emiliano Grillo</b>	+5											Strokes Gained Statistics												
Course		DD1	DD2	FH	GIR	SH	SS	PT							OTT	APR	ARG	T2G	PUT	TOT				
TS	Round 1	288	310	4	8	1	0	30							-1.011	-0.916	-0.719	-2.647	-0.980	-3.627				
TS	Round 1		<span style="border: 1px solid black; padding: 0 2px;">5</span>	4	5	<span style="border: 1px solid black; border-radius: 50%; padding: 0 2px;">2</span>	4	<span style="border: 1px solid black; padding: 0 2px;">5</span>	<span style="border: 1px solid black; padding: 0 2px;">5</span>	<span style="border: 1px solid black; padding: 0 2px;">5</span>	<span style="border: 1px solid black; border-radius: 50%; padding: 0 2px;">3</span>	38	4	<span style="border: 1px solid black; padding: 0 2px;">5</span>	<span style="border: 1px solid black; border-radius: 50%; padding: 0 2px;">2</span>	5	<span style="border: 1px solid black; padding: 0 2px;">5</span>	<span style="border: 1px solid black; padding: 0 2px;">6</span>	3	4	4	38	76	76
<b>Ryan Brehm</b>	+5											Strokes Gained Statistics												
Course		DD1	DD2	FH	GIR	SH	SS	PT							OTT	APR	ARG	T2G	PUT	TOT				
TS	Round 1	308	283	4	10	2	1	30							-0.103	-2.710	-0.835	-3.649	0.022	-3.627				
TS	Round 1		4	4	5	3	<span style="border: 1px solid black; padding: 0 2px;">5</span>	4	3	4	4	36	4	4	<span style="border: 1px solid black; padding: 0 2px;">6</span>	<span style="border: 1px solid black; padding: 0 2px;">6</span>	4	5	3	4	4	40	76	76
<b>Christiaan Bezuidenhout</b>	+5											Strokes Gained Statistics												
Course		DD1	DD2	FH	GIR	SH	SS	PT							OTT	APR	ARG	T2G	PUT	TOT				
TS	Round 1	296	311	6	8	2	1	30							-0.497	-0.585	-1.211	-2.294	-1.333	-3.627				
TS	Round 1		4	4	5	3	<span style="border: 1px solid black; border-radius: 50%; padding: 0 2px;">3</span>	<span style="border: 1px solid black; padding: 0 2px;">5</span>	<span style="border: 1px solid black; padding: 0 2px;">4</span>	4	<span style="border: 1px solid black; padding: 0 2px;">5</span>	37	4	<span style="border: 1px solid black; padding: 0 2px;">5</span>	3	<span style="border: 1px solid black; border-radius: 50%; padding: 0 2px;">4</span>	4	5	<span style="border: 1px solid black; padding: 0 2px;">5</span>	<span style="border: 1px solid black; padding: 0 2px;">5</span>	4	39	76	76
<b>Maverick McNealy</b>	+5											Strokes Gained Statistics												
Course		DD1	DD2	FH	GIR	SH	SS	PT							OTT	APR	ARG	T2G	PUT	TOT				
TS	Round 1	336	318	5	9	3	0	30							-3.096	-0.312	0.213	-3.196	-0.431	-3.627				
TS	Round 1		4	4	5	<span style="border: 1px solid black; padding: 0 2px;">4</span>	<span style="border: 1px solid black; border-radius: 50%; padding: 0 2px;">3</span>	4	3	<span style="border: 1px solid black; padding: 0 2px;">5</span>	<span style="border: 1px solid black; padding: 0 2px;">5</span>	37	4	<span style="border: 1px solid black; padding: 0 2px;">5</span>	3	5	<span style="border: 1px solid black; padding: 0 2px;">5</span>	<span style="border: 1px solid black; padding: 0 2px;">7</span>	3	4	<span style="border: 1px solid black; border-radius: 50%; padding: 0 2px;">3</span>	39	76	76
<b>Brian Gay</b>	+5											Strokes Gained Statistics												
Course		DD1	DD2	FH	GIR	SH	SS	PT							OTT	APR	ARG	T2G	PUT	TOT				
TS	Round 1	302	317	8	8	2	0	29							-0.269	-2.589	-0.614	-3.473	-0.154	-3.627				

Strokes Gained Legend: OTT = Off the Tee   APR = Approach the Green   ARG = Around the Green   T2G = Tee to Green   PUT = Putting   TOT = Total Strokes Gained



## 2023 WM Phoenix Open First Round Top Players



Course	Hole	1	2	3	4	5	6	7	8	9	Out	10	11	12	13	14	15	16	17	18	In	Total	
TS TPC Scottsdale (Stadium)	Par	4	4	5	3	4	4	3	4	4	35	4	4	3	5	4	5	3	4	4	36	71	
TS	Round 1	6	4	5	4	5	5	3	5	4	41	4	5	3	4	3	4	3	3	6	35	76	76
<b>Michael Thompson</b>	+5											Strokes Gained Statistics											
Course		DD1	DD2	FH	GIR	SH	SS	PT							OTT	APR	ARG	T2G	PUT	TOT			
TS	Round 1	292	280	9	11	1	1	33							0.936	-0.796	-1.222	-1.083	-2.544	-3.627			
TS	Round 1	5	5	4	4	5	4	3	4	4	38	4	4	3	5	5	3	4	5	38	76	76	
<b>Michael Hopper</b>	+5											Strokes Gained Statistics											
Course		DD1	DD2	FH	GIR	SH	SS	PT							OTT	APR	ARG	T2G	PUT	TOT			
TS	Round 1	280	288	9	10	2	0	33							-0.108	-1.376	-0.861	-2.346	-1.281	-3.627			
TS	Round 1	4	4	5	3	5	5	3	4	4	37	4	4	4	5	4	5	3	5	5	39	76	76
<b>126 Andre Metzger</b>	+6											Strokes Gained Statistics											
Course		DD1	DD2	FH	GIR	SH	SS	PT							OTT	APR	ARG	T2G	PUT	TOT			
TS	Round 1	304	294	8	10	1	0	34							0.446	-0.082	-0.856	-0.493	-4.134	-4.627			
TS	Round 1	4	4	6	3	4	4	4	5	5	39	3	4	3	5	4	6	4	4	5	38	77	77
<b>J.T. Poston</b>	+6											Strokes Gained Statistics											
Course		DD1	DD2	FH	GIR	SH	SS	PT							OTT	APR	ARG	T2G	PUT	TOT			
TS	Round 1	305	303	7	9	2	1	32							-0.018	-1.802	-0.514	-2.335	-2.292	-4.627			
TS	Round 1	4	5	5	3	4	5	4	5	4	39	4	5	3	5	4	5	4	4	4	38	77	77
<b>128 Rory Sabbatini</b>	+7											Strokes Gained Statistics											
Course		DD1	DD2	FH	GIR	SH	SS	PT							OTT	APR	ARG	T2G	PUT	TOT			
TS	Round 1	262	297	7	7	0	0	32							-0.294	-1.552	-1.512	-3.359	-2.268	-5.627			
TS	Round 1	4	4	5	4	4	4	3	6	4	38	4	5	4	5	4	6	4	4	4	40	78	78

Strokes Gained Legend: OTT = Off the Tee   APR = Approach the Green   ARG = Around the Green   T2G = Tee to Green   PUT = Putting   TOT = Total Strokes Gained



## 2023 WM Phoenix Open First Round Top Players



Course	Hole	1	2	3	4	5	6	7	8	9	Out	10	11	12	13	14	15	16	17	18	In	Total	
TS TPC Scottsdale (Stadium)	Par	4	4	5	3	4	4	3	4	4	35	4	4	3	5	4	5	3	4	4	36	71	
<b>Chad Ramey</b>	+7												Strokes Gained Statistics										
Course		DD1	DD2	FH	GIR	SH	SS	PT							OTT	APR	ARG	T2G	PUT	TOT			
TS Round 1		280	276	6	7	2	1	31							-2.367	-1.476	0.111	-3.733	-1.894	-5.627			
TS Round 1		4	5	4	4	4	3	4	4	36	4	6	3	6	5	6	3	4	5	42	78	78	
<b>Cameron Champ</b>	+7												Strokes Gained Statistics										
Course		DD1	DD2	FH	GIR	SH	SS	PT							OTT	APR	ARG	T2G	PUT	TOT			
TS Round 1		384	306	8	9	2	1	30							-2.739	-1.827	-2.427	-6.994	1.367	-5.627			
TS Round 1		5	5	5	3	4	4	3	4	3	36	4	5	3	6	7	7	3	4	3	42	78	78
<b>J.J. Spaun</b>	+7												Strokes Gained Statistics										
Course		DD1	DD2	FH	GIR	SH	SS	PT							OTT	APR	ARG	T2G	PUT	TOT			
TS Round 1		293	297	5	8	4	0	31							-0.606	-1.911	-2.082	-4.600	-1.027	-5.627			
TS Round 1		5	5	5	3	4	4	3	4	5	38	4	5	5	5	5	4	3	4	4	40	78	78
<b>Russell Henley</b>	+7												Strokes Gained Statistics										
Course		DD1	DD2	FH	GIR	SH	SS	PT							OTT	APR	ARG	T2G	PUT	TOT			
TS Round 1		270	265	9	9	4	2	30							-0.744	-3.137	-0.441	-4.323	-1.304	-5.627			
TS Round 1		4	4	5	3	4	3	4	5	5	37	4	6	3	5	5	4	5	4	4	41	78	78
<b>133 Matthew NeSmith</b>	+8												Strokes Gained Statistics										
Course		DD1	DD2	FH	GIR	SH	SS	PT							OTT	APR	ARG	T2G	PUT	TOT			
TS Round 1		282	286	5	9	4	1	34							-1.382	-1.149	-2.058	-4.590	-2.037	-6.627			
TS Round 1		4	5	5	3	4	5	4	4	5	39	4	4	3	6	6	6	2	4	5	40	79	79
<b>134 Jimmy Walker</b>	+9												Strokes Gained Statistics										
Course		DD1	DD2	FH	GIR	SH	SS	PT							OTT	APR	ARG	T2G	PUT	TOT			

Strokes Gained Legend: OTT = Off the Tee   APR = Approach the Green   ARG = Around the Green   T2G = Tee to Green   PUT = Putting   TOT = Total Strokes Gained



2023 WM Phoenix Open  
First Round Top Players



Course	Hole	1	2	3	4	5	6	7	8	9	Out	10	11	12	13	14	15	16	17	18	In	Total	
TS TPC Scottsdale (Stadium)	Par	4	4	5	3	4	4	3	4	4	35	4	4	3	5	4	5	3	4	4	36	71	
TS	Round 1	318	293	5	7	2	1	31				-3.216	-2.085	-1.538	-6.840	-0.787	-7.627						
TS	Round 1	5	5	5	3	4	5	3	4	4	38	4	5	3	5	4	7	4	4	6	42	80	80

Strokes Gained Legend: OTT = Off the Tee APR = Approach the Green ARG = Around the Green T2G = Tee to Green PUT = Putting TOT = Total Strokes Gained



**2024 WM PHOENIX OPEN MEDIA GUIDE**

**SECTION 2:  
2023 ROUND-2 RECAP AND STATS**



**2023 WM Phoenix Open**  
**TPC Scottsdale (Stadium Course)**  
**Second Round Tournament Summary**



1	Scottie Scheffler	-10	68 64	<b>132</b>	Cameron Young	E	73 69	<b>142</b>
	Adam Hadwin	-10	66 66	<b>132</b>	Corey Connors	E	70 72	<b>142</b>
3	Jon Rahm	-8	68 66	<b>134</b>	Greyson Sigg	E	73 69	<b>142</b>
	Xander Schauffele	-8	67 67	<b>134 Cut</b>	Ryan Moore	+1	71 72	<b>143</b>
	Jordan Spieth	-8	71 63	<b>134 Cut</b>	David Lipsky	+1	75 68	<b>143</b>
6	Wyndham Clark	-7	68 67	<b>135 Cut</b>	Aaron Wise	+1	73 70	<b>143</b>
	Nick Taylor	-7	66 69	<b>135 Cut</b>	Luke List	+1	73 70	<b>143</b>
8	Jason Day	-6	65 71	<b>136 Cut</b>	Chris Kirk	+1	72 71	<b>143</b>
9	Adam Schenk	-5	70 67	<b>137 Cut</b>	Andrew Putnam	+1	73 70	<b>143</b>
	Jim Herman	-5	68 69	<b>137 Cut</b>	Alex Noren	+1	74 69	<b>143</b>
	Tom Kim	-5	71 66	<b>137 Cut</b>	Doug Ghim	+1	74 69	<b>143</b>
	Rickie Fowler	-5	71 66	<b>137 Cut</b>	Tommy Fleetwood	+1	72 71	<b>143</b>
	Jhonattan Vegas	-5	71 66	<b>137 Cut</b>	Garrick Higgo	+1	73 70	<b>143</b>
	Sam Ryder	-5	69 68	<b>137 Cut</b>	Patrick Cantlay	+1	73 70	<b>143</b>
	Sungjae Im	-5	70 67	<b>137 Cut</b>	Tyler Duncan	+1	72 71	<b>143</b>
	Tyrrell Hatton	-5	70 67	<b>137 Cut</b>	Richy Werenski	+1	71 72	<b>143</b>
17	Max Homa	-4	69 69	<b>138 Cut</b>	Kramer Hickok	+2	72 72	<b>144</b>
	Tony Finau	-4	70 68	<b>138 Cut</b>	Brendan Steele	+2	71 73	<b>144</b>
	Kevin Tway	-4	71 67	<b>138 Cut</b>	Troy Merritt	+2	70 74	<b>144</b>
	James Hahn	-4	70 68	<b>138 Cut</b>	Chez Reavie	+2	74 70	<b>144</b>
21	Scott Stallings	-3	66 73	<b>139 Cut</b>	Martin Laird	+2	75 69	<b>144</b>
	Taylor Moore	-3	69 70	<b>139 Cut</b>	Lee Hodges	+2	72 72	<b>144</b>
	Matt Kuchar	-3	72 67	<b>139 Cut</b>	Matt Wallace	+2	73 71	<b>144</b>
	Justin Thomas	-3	71 68	<b>139 Cut</b>	Ricky Barnes	+2	73 71	<b>144</b>
	Dylan Frittelli	-3	74 65	<b>139 Cut</b>	Russell Knox	+3	73 72	<b>145</b>
	Hayden Buckley	-3	70 69	<b>139 Cut</b>	Russell Henley	+3	78 67	<b>145</b>
	Charley Hoffman	-3	68 71	<b>139 Cut</b>	Tom Hoge	+3	71 74	<b>145</b>
28	Keegan Bradley	-2	69 71	<b>140 Cut</b>	Matthias Schwab	+3	74 71	<b>145</b>
	Zach Johnson	-2	69 71	<b>140 Cut</b>	Doc Redman	+3	73 72	<b>145</b>
	Viktor Hovland	-2	70 70	<b>140 Cut</b>	Stephan Jaeger	+3	76 69	<b>145</b>
	Trey Mullinax	-2	69 71	<b>140 Cut</b>	Collin Morikawa	+3	73 72	<b>145</b>
	Ryan Palmer	-2	73 67	<b>140 Cut</b>	Mackenzie Hughes	+3	74 71	<b>145</b>
	Danny Lee	-2	73 67	<b>140 Cut</b>	Michael Thompson	+4	76 70	<b>146</b>
	Jason Dufner	-2	71 69	<b>140 Cut</b>	Dalton Ward	+4	73 73	<b>146</b>
	Justin Lower	-2	71 69	<b>140 Cut</b>	Kevin Streelman	+4	74 72	<b>146</b>
	Aaron Rai	-2	70 70	<b>140 Cut</b>	Taylor Montgomery	+4	75 71	<b>146</b>
	Rory McIlroy	-2	73 67	<b>140 Cut</b>	Robert Streb	+4	71 75	<b>146</b>
	Lucas Herbert	-2	71 69	<b>140 Cut</b>	Peter Malnati	+4	73 73	<b>146</b>
39	Brian Harman	-1	71 70	<b>141 Cut</b>	Matthew NeSmith	+4	79 67	<b>146</b>
	Nate Lashley	-1	71 70	<b>141 Cut</b>	Davis Riley	+5	73 74	<b>147</b>
	Stewart Cink	-1	69 72	<b>141 Cut</b>	Patton Kizzire	+5	71 76	<b>147</b>
	Joel Dahmen	-1	73 68	<b>141 Cut</b>	J.J. Spaun	+5	78 69	<b>147</b>
	Si Woo Kim	-1	72 69	<b>141 Cut</b>	Adam Svensson	+5	75 72	<b>147</b>
	Billy Horschel	-1	72 69	<b>141 Cut</b>	J.T. Poston	+5	77 70	<b>147</b>
	Chesson Hadley	-1	70 71	<b>141 Cut</b>	Davis Thompson	+5	74 73	<b>147</b>
	Kelly Kraft	-1	70 71	<b>141 Cut</b>	Rory Sabbatini	+5	78 69	<b>147</b>
	Matt Fitzpatrick	-1	70 71	<b>141 Cut</b>	Brendon Todd	+5	75 72	<b>147</b>
	Sam Burns	-1	70 71	<b>141 Cut</b>	Denny McCarthy	+5	75 72	<b>147</b>
	Erik van Rooyen	-1	72 69	<b>141 Cut</b>	Max McGreevy	+6	71 77	<b>148</b>
	K.H. Lee	-1	73 68	<b>141 Cut</b>	Austin Smotherman	+6	75 73	<b>148</b>
	Lucas Glover	-1	71 70	<b>141 Cut</b>	Emiliano Grillo	+6	76 72	<b>148</b>
	Gary Woodland	-1	72 69	<b>141 Cut</b>	Chad Ramey	+6	78 70	<b>148</b>
	Patrick Rodgers	-1	73 68	<b>141 Cut</b>	Callum Tarren	+6	73 75	<b>148</b>
54	Beau Hossler	E	74 68	<b>142 Cut</b>	Mark Hubbard	+7	74 75	<b>149</b>
	Kurt Kitayama	E	75 67	<b>142 Cut</b>	Christiaan Bezuidenhout	+7	76 73	<b>149</b>
	Sahith Theegala	E	72 70	<b>142 Cut</b>	J.B. Holmes	+7	74 75	<b>149</b>
	Webb Simpson	E	70 72	<b>142 Cut</b>	Brian Gay	+7	76 73	<b>149</b>
	Seamus Power	E	71 71	<b>142 Cut</b>	Brett White	+7	75 74	<b>149</b>
	Adam Long	E	71 71	<b>142 Cut</b>	Nick Watney	+7	75 74	<b>149</b>
	Taylor Pendrith	E	73 69	<b>142 Cut</b>	Kevin Kisner	+8	74 76	<b>150</b>
	Brandon Wu	E	72 70	<b>142 Cut</b>	Andre Metzger	+8	77 73	<b>150</b>
	Keith Mitchell	E	71 71	<b>142 Cut</b>	Shane Lowry	+9	75 76	<b>151</b>
	Hideki Matsuyama	E	74 68	<b>142 Cut</b>	Andrew Landry	+9	72 79	<b>151</b>



**2023 WM Phoenix Open**  
TPC Scottsdale (Stadium Course)  
Second Round Tournament Summary



<b>Cut</b>	Harris English	+9	72 79	<b>151</b>
<b>Cut</b>	Francesco Molinari	+10	75 77	<b>152</b>
<b>Cut</b>	Jimmy Walker	+11	80 73	<b>153</b>
<b>Cut</b>	Michael Hopper	+12	76 78	<b>154</b>
<b>Cut</b>	Ryan Brehm	+12	76 78	<b>154</b>
<b>Cut</b>	Cameron Champ	+12	78 76	<b>154</b>
<b>WD</b>	Scott Piercy	+4	73	<b>73</b>
<b>WD</b>	Maverick McNealy	+6	76	<b>76</b>



**2023 WM Phoenix Open**  
*(15<sup>th</sup> of 47 events in the 2022-23 PGA TOUR Season)*

Scottsdale, Arizona  
 TPC Scottsdale

February 9-12, 2023  
 Par/Yards: 35-36—71/7,261

Purse: \$20 million (\$3.6 million/winner)  
 FedExCup points: 550 (winner)

**COMPLETED Second-Round Notes – Saturday, February 11, 2023**

*Weather: Friday: Sunny. High of 72. Wind E 10-18 mph. Play was suspended due to darkness at 6:07 p.m., with the entire afternoon wave yet to complete their round. Saturday: Partly cloudy. High of 64. Wind E 10-20 mph. The second round resumed at 7:45 a.m. and was completed at 10:34 a.m.*

**36-hole cut:** 66 players at even par 142 from a field of 134 professionals.

**Second-Round Leaderboard**

Scottie Scheffler	68-64—132 (-10)
Adam Hadwin	66-66—132 (-10)
Jon Rahm	68-66—134 (-8)
Xander Schauffele	67-67—134 (-8)
Jordan Spieth	71-63—134 (-8)

**Things to Know**

- In first title defense, 2022 WM Phoenix Open winner Scottie Scheffler seeks to become the seventh player to successfully defend his tournament title
- Scheffler marks the first defending champion to hold the 36-hole lead/co-lead at the event since Johnny Miller in 1975
- Adam Hadwin seeks to become the second Canadian to win the event (George Knudson/1968)
- World No. 3 Jon Rahm, No. 6 Xander Schauffele and No. 17 Jordan Spieth sit two shots back at the midway point

**Second-Round Lead Notes**

- 6 Second-round leaders/co-leaders to win the WM Phoenix Open since 2000 (most recent: Rickie Fowler/2019)
- 4 Second-round leaders/co-leaders to win on TOUR in 2022-23 (most recent: Tony Finau/Cadence Bank Houston Open)

**Co-leaders entering the week**

Category	Scottie Scheffler	Adam Hadwin
Age	26 (June 21, 1996)	35 (November 2, 1987)
FedExCup	No. 38	No. 58
OWGR	No. 2	No. 75
Starts – wins – top-10s in PGA TOUR career	93-4-29	224-1-34
Starts – wins – top-10s on TOUR in 2022-23	5-0-3	7-0-2
Starts – wins – top-10s at WM Phoenix Open	3-1-2	8-0-0

**Scottie Scheffler (T1/-10)**

- Earned his first career PGA TOUR victory at the 2022 WM Phoenix Open
- Holds sixth 36-hole lead/co-lead on TOUR and is 1-for-5 converting the victory (2022 Masters Tournament)
- Marks first WM Phoenix Open defending champion to hold the 36-hole lead/co-lead since Johnny Miller in 1975 (Phoenix Country Club)
- Seeks to become the seventh player to successfully defend WM Phoenix Open title

Player	Successfully Defended
Hideki Matsuyama	2017
Johnny Miller	1975
Arnold Palmer	1962, 1963
Lloyd Mangrum	1953
Jimmy Demaret	1950
Ben Hogan	1947



- Two players have successfully defended a title this season (Max Homa/Fortinet Championship, Rory McIlroy/THE CJ CUP in South Carolina)
- Five players successfully defended a title during the 2021-22 season, the most since 2007 (5); two of those last season were players that successfully defended their first career PGA TOUR title (K.H. Lee/AT&T Byron Nelson, Sam Burns/Valspar Championship)
- Making fourth start at the WM Phoenix Open (MC/2020, T7/2021, Won/2022)
- Three top-10s in five starts during the 2022-23 season (T3/World Wide Technology Championship, T9/Cadence Bank Houston Open, T7/Sentry Tournament of Champions)
- Four-time PGA TOUR winner in 2022 (WM Phoenix Open, Arnold Palmer Invitational presented by Mastercard, WGC-Dell Technologies Match Play, Masters Tournament)
- Reigning PGA TOUR Player of the Year

#### **Adam Hadwin (T1/-10)**

- Holds third 36-hole lead/co-lead on TOUR and is 1-for-2 converting the victory (Won/2017 Valspar Championship, T6/2021 3M Open)
- Seeks second PGA TOUR title in 225<sup>th</sup> start (2017 Valspar Championship)
- Would become the second Canadian to win the event (George Knudson/1968)
- Two Canadians have won on TOUR this season (Mackenzie Hughes/Sanderson Farms Championship, Adam Svensson/The RSM Classic)
- Making ninth start at the WM Phoenix Open (best: T12/2017)
- Has two top-10s in seven starts during the 2022-23 season (T10/Shriners Children's Open, T7/Cadence Bank Houston Open)

#### **Jon Rahm (T3/-8)**

- Making eighth WM Phoenix Open start and has not finished worse than T16 in 2017 (best: T5/2015 as an amateur)
- Opened the season with four consecutive top-10s, including wins in back-to-back starts (Sentry Tournament of Champions, The American Express)
- Holds the TOUR's longest active cuts made streak (23), having last missed the cut at the 2021 Fortinet Championship
- Last FedExCup leader to win on TOUR: Scottie Scheffler/2022 Masters Tournament

#### **Miscellaneous Notes**

- Coming off back-to-back top-three finishes in his sixth WM Phoenix Open, World No. 6 **Xander Schauffele** (T3/-8) has finished no worse than T17 (2018) in five prior starts at the event
- With an 8-under 63 in round two, **Jordan Spieth** (T3/-8) seeks his fourth top 10 in his seventh WM Phoenix Open start
- World No. 1 **Rory McIlroy** (T28) sits at 2-under 140; making second WM Phoenix Open start (T13/2021)
- **Scott Piercy** withdrew prior to the resumption of the second round



**2023 WM Phoenix Open**  
 TPC Scottsdale (Stadium Course)  
 Second Round Course Statistics



Total For Second Round Posting 132 Scores

Hole	Par	Average	Double		Birdies	Pars	Bogeys	Double Triple		Min	Max	Rank	Avg Over	
			Eagles-	Eagles				Bogeys	Bogey+				Under-	Par
1	4	4.000	0	0	18	98	14	2	0	3	6	10	.000	
2	4	4.008	0	0	21	89	22	0	0	3	5	9	.008	
3	5	4.470	0	5	70	48	8	1	0	3	7	17	-.530	
4	3	3.098	0	0	13	93	26	0	0	2	4	7	.098	
5	4	3.902	0	0	28	90	13	1	0	3	6	14	-.098	
6	4	4.030	0	0	20	89	22	1	0	3	6	8	.030	
7	3	2.977	0	0	17	104	8	3	0	2	5	11	-.023	
8	4	4.197	0	0	7	95	27	3	0	3	6	4	.197	
9	4	4.121	0	0	15	86	31	0	0	3	5	6	.121	
OUT	35	34.803	0	5	209	792	171	11	0					
10	4	3.924	0	0	29	85	17	1	0	3	6	13	-.076	
11	4	4.295	0	0	13	73	41	4	1	3	7	1	.295	
12	3	3.250	0	0	12	81	33	6	0	2	5	2	.250	
13	5	4.462	0	3	72	50	7	0	0	3	6	18	-.538	
14	4	4.220	0	0	9	88	32	3	0	3	6	3	.220	
15	5	4.818	0	2	42	69	16	3	0	3	7	15	-.182	
16	3	2.939	0	0	20	101	10	1	0	2	5	12	-.061	
17	4	3.689	0	0	54	65	13	0	0	3	5	16	-.311	
18	4	4.167	0	0	12	91	25	3	1	3	7	5	.167	
IN	36	35.765	0	5	263	703	194	21	2					
TOT	71	70.568	0	10	472	1495	365	32	2					

**Round 2**

<b>Rounds Below 70</b>	51
<b>Rounds Below Par</b>	68
<b>Rounds Par and Below</b>	88
<b>Rounds At Even Par</b>	20
<b>Rounds Over Par</b>	44
<b>Rounds 80 and Over</b>	0



**2023 WM Phoenix Open**  
 TPC Scottsdale (Stadium Course)  
 Second Round Course Statistics



Grand Totals Thru Second Round Posting 266 Scores

Hole	Par	Average	Double		Birdies	Pars	Bogeys	Double Triple		Min	Max	Rank	Avg Over	
			Eagles-	Eagles				Bogeys	Bogey+				Under-	Par
1	4	4.086	0	0	33	181	48	4	0	3	6	9	.086	
2	4	4.128	0	0	30	176	56	4	0	3	6	8	.128	
3	5	4.556	0	9	119	121	15	2	0	3	7	17	-.444	
4	3	3.079	0	0	34	177	55	0	0	2	4	10	.079	
5	4	3.940	0	0	54	176	34	2	0	3	6	14	-.060	
6	4	4.049	0	0	37	182	44	3	0	3	6	12	.049	
7	3	3.173	0	0	18	191	50	7	0	2	5	5	.173	
8	4	4.154	0	0	18	193	51	4	0	3	6	6	.154	
9	4	4.143	0	0	30	170	64	2	0	3	6	7	.143	
OUT	35	35.308	0	9	373	1567	417	28	0					
10	4	3.970	0	0	43	189	33	1	0	3	6	13	-.030	
11	4	4.331	0	0	21	149	84	11	1	3	7	1	.331	
12	3	3.211	0	0	22	176	59	8	1	2	6	3	.211	
13	5	4.534	0	8	124	118	16	0	0	3	6	18	-.466	
14	4	4.226	0	0	18	176	67	4	1	3	7	2	.226	
15	5	4.861	0	3	76	149	31	7	0	3	7	15	-.139	
16	3	3.060	0	0	31	194	35	6	0	2	5	11	.060	
17	4	3.793	0	0	87	147	32	0	0	3	5	16	-.207	
18	4	4.184	0	0	29	170	57	9	1	3	7	4	.184	
IN	36	36.169	0	11	451	1468	414	46	4					
TOT	71	71.477	0	20	824	3035	831	74	4					

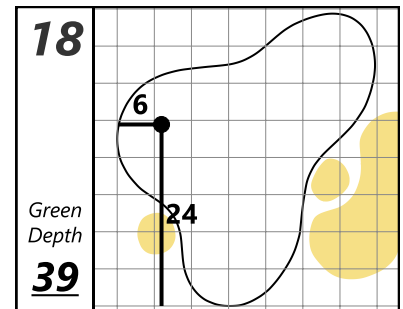
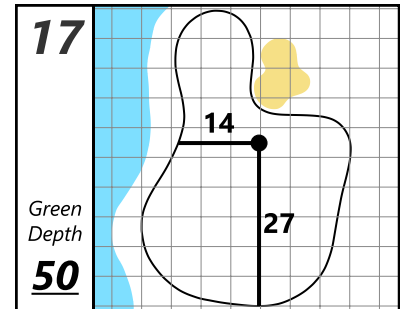
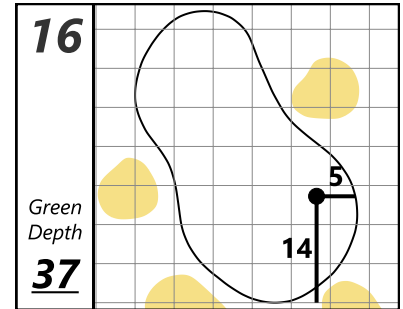
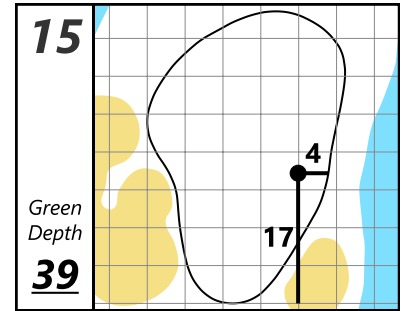
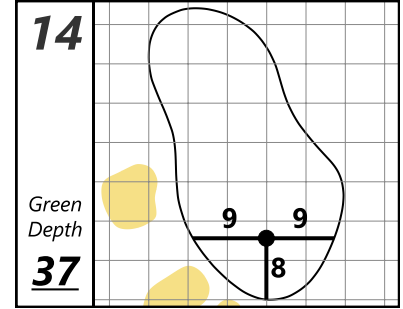
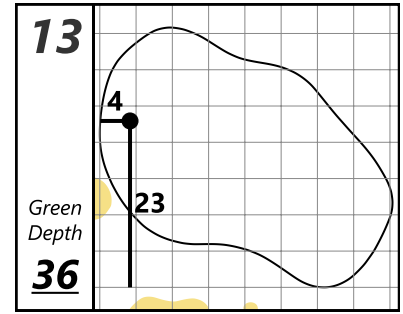
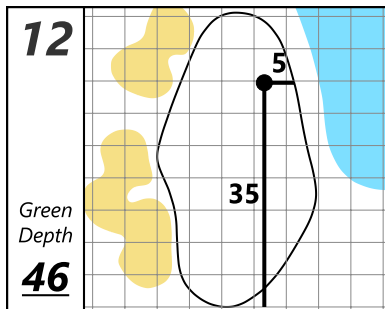
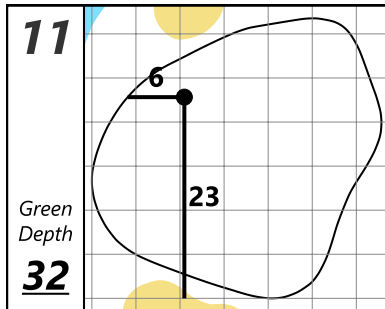
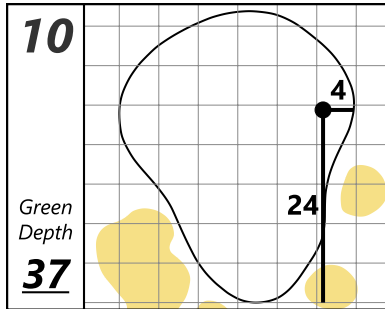
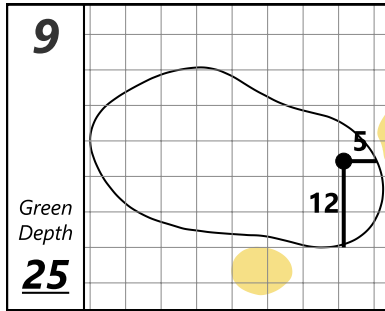
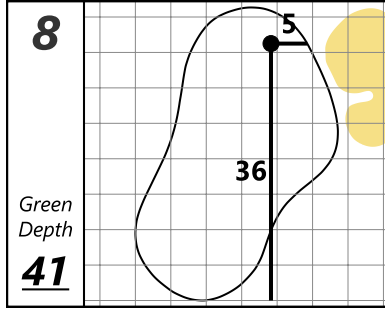
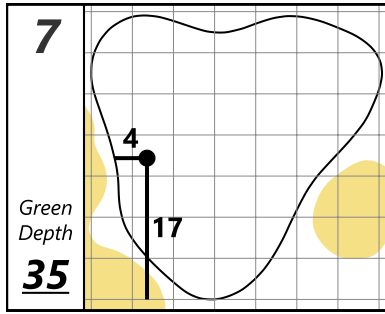
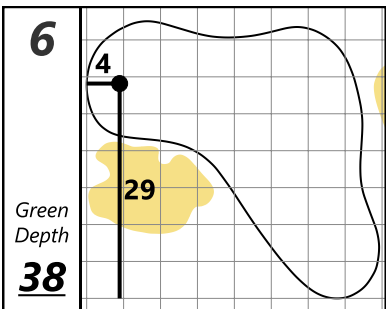
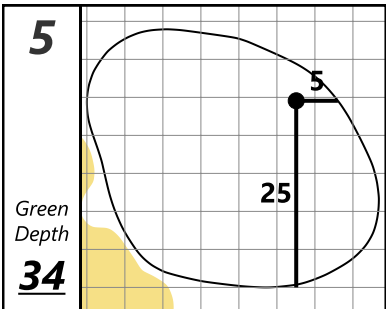
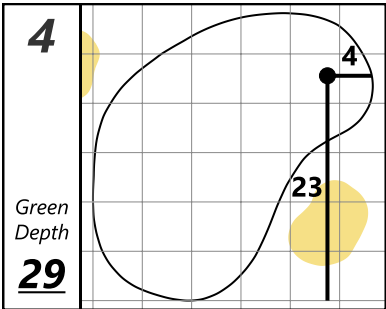
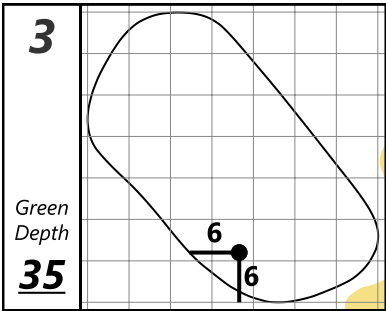
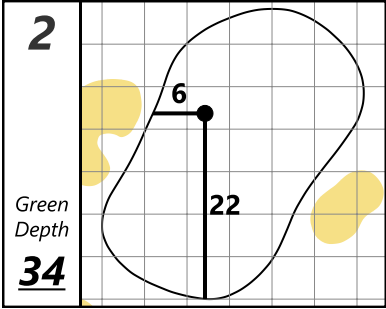
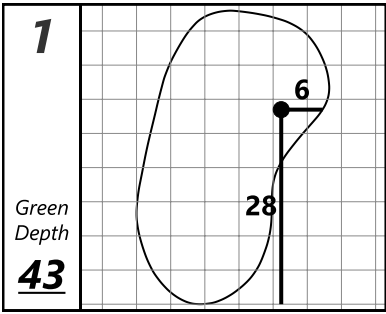
	Round 1	Round 2	Total
Rounds Below 70	17	51	68
Rounds Below Par	32	68	100
Rounds Par and Below	54	88	142
Rounds At Even Par	22	20	42
Rounds Over Par	80	44	124
Rounds 80 and Over	1	0	1



**2023 WM Phoenix Open**  
 Second Round Course Statistics Table  
 TPC Scottsdale (Stadium Course) TS 7261 yards 35-36--71



Statistic	Round 2	Round 1
<b>Drive Dist. Leader</b>	346-Tway	349-Rodgers
<b>Drive Dist. Holes: 13,14</b>		
<b>Longest Drive</b>	377-Vegas	384-Champ
<b>Hole 1</b>	326-Sabbatini	321-Tarren
<b>Hole 2</b>	343-Rahm	377-List
<b>Hole 3</b>	377-Vegas	348-Schenk
<b>Hole 4</b>		
<b>Hole 5</b>	375-Young	381-Woodland
<b>Hole 6</b>	328-Montgomery	343-Malnati
<b>Hole 7</b>		
<b>Hole 8</b>	332-Frittelli	353-Clark
<b>Hole 9</b>	335-Young	356-Steele
<b>Hole 10</b>	364-Vegas	380-Clark
<b>Hole 11</b>	361-Metzger	348-Rodgers
<b>Hole 12</b>		
<b>Hole 13</b>	362-Spieth	384-Champ
<b>Hole 14</b>	353-Champ	345-Hughes
<b>Hole 15</b>	330-Wallace	364-Vegas
<b>Hole 16</b>		
<b>Hole 17</b>	365-Malnati	342-Steele
<b>Hole 18</b>	351-Herbert	337-Clark
<b>Most Fairways Hit</b>	14-Todd	12-Hickok
<b>Most Greens in Regulation</b>	18-Spieth	15-Schauffele, Ward
<b>Approach Prox. To Hole</b>	28' 6"-Laird	23' 6"-Herman
<b>Longest Putt Made</b>	100' 3"-English	51' 6"-Piercy
<b>Most 1 Putts</b>	12-Kim, Noren	11-Long, Hadley



WM Phoenix Open

TPC Scottsdale (Stadium Course)



**2023 WM Phoenix Open**  
 TPC Scottsdale (Stadium Course)  
 Second Round Groupings and Starting Times  
 Friday, February 10, 2023



TEE	#1				
9:00	<b>Russell Knox</b>	Inverness, Scotland	73	<b>73</b>	
	<b>Mark Hubbard</b>	Denver, CO	74	<b>74</b>	
	<b>Adam Schenk</b>	Vincennes, IN	70	<b>70</b>	
9:11	<b>Beau Hossler</b>	Mission Viejo, CA	74	<b>74</b>	
	<b>Kramer Hickok</b>	Dallas, TX	72	<b>72</b>	
	<b>Taylor Moore</b>	Edmond, OK	69	<b>69</b>	
9:22	<b>Nate Lashley</b>	Scottsdale, AZ	71	<b>71</b>	
	<b>Patton Kizzire</b>	Sea Island, GA	71	<b>71</b>	
	<b>David Lipsky</b>	Las Vegas, NV	75	<b>75</b>	
9:33	<b>J.J. Spaun</b>	Los Angeles, CA	78	<b>78</b>	
	<b>Jim Herman</b>	Palm City, FL	68	<b>68</b>	
	<b>Francesco Molinari</b>	Torino, Italy	75	<b>75</b>	
9:44	<b>Stewart Cink</b>	Atlanta, GA	69	<b>69</b>	
	<b>J.B. Holmes</b>	Campbellsville, KY	74	<b>74</b>	
	<b>Matt Kuchar</b>	Sea Island, GA	72	<b>72</b>	
9:55	<b>Luke List</b>	Augusta, GA	73	<b>73</b>	
	<b>Webb Simpson</b>	Charlotte, NC	70	<b>70</b>	
	<b>Zach Johnson</b>	Cedar Rapids, IA	69	<b>69</b>	
10:06	<b>Adam Svensson</b>	Surrey, British Columbia, Canada	75	<b>75</b>	
	<b>J.T. Poston</b>	St. Simons Island, GA	77	<b>77</b>	
	<b>Brian Gay</b>	Windermere, FL	76	<b>76</b>	
10:17	<b>Si Woo Kim</b>	Seoul, South Korea	72	<b>72</b>	
	<b>Trey Mullinax</b>	Birmingham, AL	69	<b>69</b>	
	<b>Tom Hoge</b>	Fargo, ND	71	<b>71</b>	
10:28	<b>Ryan Palmer</b>	Colleyville, TX	73	<b>73</b>	
	<b>Brendan Steele</b>	Idyllwild, CA	71	<b>71</b>	
	<b>Chris Kirk</b>	Athens, GA	72	<b>72</b>	
10:39	<b>Jason Dufner</b>	Auburn, AL	71	<b>71</b>	
	<b>Chesson Hadley</b>	Raleigh, NC	70	<b>70</b>	
	<b>Austin Smotherman</b>	Dallas, TX	75	<b>75</b>	
10:50	<b>Doug Ghim</b>	Arlington Heights, IL	74	<b>74</b>	
	<b>Matthias Schwab</b>	Austria	74	<b>74</b>	
	<b>Justin Lower</b>	Canal Fulton, OH	71	<b>71</b>	
11:01	<b>Kelly Kraft</b>	Dallas, TX	70	<b>70</b>	
	<b>Doc Redman</b>	Raleigh, NC	73	<b>73</b>	



**2023 WM Phoenix Open**  
 TPC Scottsdale (Stadium Course)  
 Second Round Groupings and Starting Times  
 Friday, February 10, 2023



TEE	#10				
9:00		<b>Brian Harman</b>	Sea Island, GA	71	71
		<b>Ryan Moore</b>	Las Vegas, NV	71	71
		<b>Scott Stallings</b>	Oak Ridge, TN	66	66
9:11		<b>Davis Riley</b>	Hattiesburg, MS	73	73
		<b>Christiaan Bezuidenhout</b>	Kempton Park, South Africa	76	76
		<b>Max McGreevy</b>	Edmond, OK	71	71
9:22		<b>Aaron Wise</b>	Jupiter, FL	73	73
		<b>Maverick McNealy</b>	Las Vegas, NV	76	76
		<b>Kurt Kitayama</b>	Chico, CA	75	75
9:33		<b>Max Homa</b>	Valencia, CA	69	69
		<b>Jon Rahm</b>	Barrika, Spain	68	68
		<b>Keegan Bradley</b>	Woodstock, VT	69	69
9:44		<b>Justin Thomas</b>	Louisville, KY	71	71
		<b>Joel Dahmen</b>	Clarkston, WA	73	73
		<b>Sahith Theegala</b>	Chino Hills, CA	72	72
9:55		<b>Tom Kim</b>	Seoul, South Korea	71	71
		<b>Scottie Scheffler</b>	Dallas, TX	68	68
		<b>Viktor Hovland</b>	Oslo, Norway	70	70
10:06		<b>Russell Henley</b>	Columbus, GA	78	78
		<b>Seamus Power</b>	Waterford, Ireland	71	71
		<b>Rickie Fowler</b>	Murrieta, CA	71	71
10:17		<b>Billy Horschel</b>	Ponte Vedra Beach, FL	72	72
		<b>Michael Thompson</b>	St. Simons Island, GA	76	76
		<b>Jason Day</b>	Brisbane, Australia	65	65
10:28		<b>Dylan Frittelli</b>	Johannesburg, South Africa	74	74
		<b>Andrew Putnam</b>	University Place, WA	73	73
		<b>Danny Lee</b>	Las Vegas, NV	73	73
10:39		<b>Alex Noren</b>	Stockholm, Sweden	74	74
		<b>Wyndham Clark</b>	Denver, CO	68	68
		<b>Hayden Buckley</b>	Tupelo, MS	70	70
10:50		<b>Michael Hopper</b>	Phoenix, AZ	76	76
		<b>Dalton Ward</b>	St. Simons Island, GA	73	73
		<b>Brett White</b>	Houston, TX	75	75



**2023 WM Phoenix Open**  
 TPC Scottsdale (Stadium Course)  
 Second Round Groupings and Starting Times  
 Friday, February 10, 2023



TEE	#1				
1:45		<b>Adam Long</b>	St. Louis, MO	71	<b>71</b>
		<b>Scott Piercy</b>	Las Vegas, NV	73	<b>73</b>
		<b>Taylor Pendrith</b>	Richmond Hill, ON, Canada	73	<b>73</b>
1:56		<b>Charley Hoffman</b>	Rancho Santa Fe, CA	68	<b>68</b>
		<b>Tommy Fleetwood</b>	Southport, England	72	<b>72</b>
		<b>Davis Thompson</b>	St. Simons Island, GA	74	<b>74</b>
2:07		<b>Keith Mitchell</b>	St. Simons Island, GA	71	<b>71</b>
		<b>Sam Ryder</b>	Atlantic Beach, FL	69	<b>69</b>
		<b>Taylor Montgomery</b>	Las Vegas, NV	75	<b>75</b>
2:18		<b>Rory McIlroy</b>	Hollywood, Northern Ireland	73	<b>73</b>
		<b>Hideki Matsuyama</b>	Sendai, Japan	74	<b>74</b>
		<b>Collin Morikawa</b>	La Canada, CA	73	<b>73</b>
2:29		<b>Tony Finau</b>	Lehi, UT	70	<b>70</b>
		<b>Xander Schauffele</b>	San Diego, CA	67	<b>67</b>
		<b>Jordan Spieth</b>	Dallas, TX	71	<b>71</b>
2:40		<b>Patrick Cantlay</b>	Jupiter, FL	73	<b>73</b>
		<b>Matt Fitzpatrick</b>	Sheffield, England	70	<b>70</b>
		<b>Sam Burns</b>	Shreveport, LA	70	<b>70</b>
2:51		<b>Mackenzie Hughes</b>	Dundas, Ontario, Canada	74	<b>74</b>
		<b>Chez Reavie</b>	Scottsdale, AZ	74	<b>74</b>
		<b>K.H. Lee</b>	Seoul, South Korea	73	<b>73</b>
3:02		<b>Harris English</b>	Sea Island, GA	72	<b>72</b>
		<b>Tyrrell Hatton</b>	High Wycombe, England	70	<b>70</b>
		<b>Tyler Duncan</b>	Columbus, IN	72	<b>72</b>
3:13		<b>Adam Hadwin</b>	Abbotsford, B.C., Canada	66	<b>66</b>
		<b>Peter Malnati</b>	Knoxville, TN	73	<b>73</b>
		<b>Matthew NeSmith</b>	Aiken, SC	79	<b>79</b>
3:24		<b>Denny McCarthy</b>	Rockville, MD	75	<b>75</b>
		<b>Lee Hodges</b>	Ardmore, AL	72	<b>72</b>
		<b>Callum Tarren</b>	Darlington, England	73	<b>73</b>
3:35		<b>Patrick Rodgers</b>	Avon, IN	73	<b>73</b>
		<b>Matt Wallace</b>	England	73	<b>73</b>
		<b>Greyson Sigg</b>	Augusta, GA	73	<b>73</b>





**2023 WM Phoenix Open**  
 TPC Scottsdale (Stadium Course)  
 Second Round Groupings and Starting Times  
 Friday, February 10, 2023



TEE	#10				
1:45	<b>Kevin Streelman</b>	Wheaton, IL	74	<b>74</b>	
	<b>Brandon Wu</b>	Scarsdale, NY	72	<b>72</b>	
	<b>Aaron Rai</b>	England	70	<b>70</b>	
1:56	<b>Troy Merritt</b>	Eagle, ID	70	<b>70</b>	
	<b>Jhonattan Vegas</b>	Maturin, Venezuela	71	<b>71</b>	
	<b>Stephan Jaeger</b>	Chattanooga, TN	76	<b>76</b>	
2:07	<b>Emiliano Grillo</b>	Argentina	76	<b>76</b>	
	<b>Nick Watney</b>	Dixon, CA	75	<b>75</b>	
	<b>Rory Sabbatini</b>	Bratislava, Slovakia	78	<b>78</b>	
2:18	<b>Garrick Higgo</b>	Stellenbosch, South Africa	73	<b>73</b>	
	<b>Brendon Todd</b>	Athens, GA	75	<b>75</b>	
	<b>Shane Lowry</b>	County Offaly, Ireland	75	<b>75</b>	
2:29	<b>Ryan Brehm</b>	Mount Pleasant, MI	76	<b>76</b>	
	<b>Sungjae Im</b>	Jeju-Si, Jeju-do, South Korea	70	<b>70</b>	
	<b>Nick Taylor</b>	Abbotsford, B.C., Canada	66	<b>66</b>	
2:40	<b>Chad Ramey</b>	Fulton, MS	78	<b>78</b>	
	<b>Kevin Kisner</b>	Aiken, SC	74	<b>74</b>	
	<b>Erik van Rooyen</b>	Johannesburg, South Africa	72	<b>72</b>	
2:51	<b>Cameron Champ</b>	Sacramento, CA	78	<b>78</b>	
	<b>Robert Streb</b>	Shawnee, KS	71	<b>71</b>	
	<b>Andrew Landry</b>	Austin, TX	72	<b>72</b>	
3:02	<b>Lucas Herbert</b>	Bendigo, Australia	71	<b>71</b>	
	<b>Lucas Glover</b>	Jupiter, FL	71	<b>71</b>	
	<b>Gary Woodland</b>	Topeka, KS	72	<b>72</b>	
3:13	<b>Martin Laird</b>	Glasgow, Scotland	75	<b>75</b>	
	<b>Richy Werenski</b>	Aiken, SC	71	<b>71</b>	
	<b>Cameron Young</b>	Scarborough, NY	73	<b>73</b>	
3:24	<b>Corey Connors</b>	Listowel, ON, Canada	70	<b>70</b>	
	<b>Kevin Tway</b>	North Palm Beach, FL	71	<b>71</b>	
	<b>James Hahn</b>	Alameda, CA	70	<b>70</b>	
3:35	<b>Jimmy Walker</b>	Terrell Hills, TX	80	<b>80</b>	
	<b>Ricky Barnes</b>	Phoenix, AZ	73	<b>73</b>	
	<b>Andre Metzger</b>	Scottsdale, AZ	77	<b>77</b>	



## 2023 WM Phoenix Open Second Round Top Players



Course	Hole	1	2	3	4	5	6	7	8	9	Out	10	11	12	13	14	15	16	17	18	In	Total		
TS TPC Scottsdale (Stadium)	Par	4	4	5	3	4	4	3	4	4	35	4	4	3	5	4	5	3	4	4	36	71		
<b>1 Scottie Scheffler</b>		-10																						
Course		DD1	DD2	FH	GIR	SH	SS	PT	Strokes Gained Statistics															
									OTT	APR	ARG	T2G	PUT	TOT										
TS	Round 1	340	292	10	12	2	0	29	1.718	1.818	1.090	4.625	-0.252	4.373										
TS	Round 2	314	325	10	15	1	0	27	1.902	3.479	-0.010	5.371	1.197	6.568										
TS	Round 1		4	4	5	4	3	4	4	3	4	4	3	4	3	4	5	3	4	4	3	4		
TS	Round 2		3	3	5	3	4	3	4	3	4	3	4	3	4	5	3	4	4	3	4	4		
<b>Adam Hadwin</b>		-10																						
Course		DD1	DD2	FH	GIR	SH	SS	PT	Strokes Gained Statistics															
									OTT	APR	ARG	T2G	PUT	TOT										
TS	Round 1	285	330	9	14	0	0	27	1.435	0.859	0.836	3.129	3.244	6.373										
TS	Round 2	318	292	9	13	4	4	27	0.867	1.632	0.744	3.243	1.325	4.568										
TS	Round 1		3	4	5	3	3	4	4	4	3	4	4	3	4	4	3	4	4	3	4	4		
TS	Round 2		4	4	4	3	4	4	3	4	4	3	4	4	3	4	4	3	4	4	3	4		
<b>3 Jon Rahm</b>		-8																						
Course		DD1	DD2	FH	GIR	SH	SS	PT	Strokes Gained Statistics															
									OTT	APR	ARG	T2G	PUT	TOT										
TS	Round 1	333	289	9	13	1	0	29	2.022	1.485	0.700	4.206	0.167	4.373										
TS	Round 2	344	317	10	11	5	4	25	0.807	-1.220	1.667	1.254	3.314	4.568										
TS	Round 1		5	4	5	2	4	3	4	4	3	4	4	3	4	4	3	4	4	3	4	4		
TS	Round 2		4	3	4	3	4	4	3	4	4	3	4	4	3	4	4	3	4	4	3	4		
<b>Xander Schauffele</b>		-8																						
Course		DD1	DD2	FH	GIR	SH	SS	PT	Strokes Gained Statistics															
									OTT	APR	ARG	T2G	PUT	TOT										
TS	Round 1	304	321	6	15	0	0	30	0.530	2.358	0.876	3.763	1.610	5.373										
TS	Round 2	358	320	10	17	0	0	33	1.938	2.159	-0.274	3.823	-0.255	3.568										
TS	Round 1		3	4	5	3	3	4	4	3	4	4	3	4	4	3	4	4	3	4	4	3		
TS	Round 2		4	3	4	3	4	4	3	4	4	3	4	4	3	4	4	3	4	4	3	4		

Strokes Gained Legend: OTT = Off the Tee   APR = Approach the Green   ARG = Around the Green   T2G = Tee to Green   PUT = Putting   TOT = Total Strokes Gained



## 2023 WM Phoenix Open Second Round Top Players



Course	Hole	1	2	3	4	5	6	7	8	9	Out	10	11	12	13	14	15	16	17	18	In	Total
TS TPC Scottsdale (Stadium)	Par	4	4	5	3	4	4	3	4	4	35	4	4	3	5	4	5	3	4	4	36	71

### Jordan Spieth -8

Course		DD1	DD2	FH	GIR	SH	SS	PT	Strokes Gained Statistics						TOT									
		OTT	APR	ARG	T2G	PUT							TOT											
TS	Round 1	308	304	4	11	3	2	31	-0.493	2.528	1.149	3.183	-1.810	1.373										
TS	Round 2	362	317	10	18	0	0	28	1.782	2.625	0.598	5.005	2.563	7.568										
TS	Round 1		4	4	④	④	4	4	3	4	⑤	36	⑤	⑤	②	④	4	④	3	4	4	35	71	
TS	Round 2		③	③	5	②	4	③	3	4	4	31	③	③	④	④	③	5	3	③	4	32	63	134

### 6 Wyndham Clark -7

Course		DD1	DD2	FH	GIR	SH	SS	PT	Strokes Gained Statistics						TOT									
		OTT	APR	ARG	T2G	PUT							TOT											
TS	Round 1	330	320	2	12	1	0	27	-0.076	2.412	0.165	2.500	1.873	4.373										
TS	Round 2	329	319	5	12	1	1	28	-0.779	1.141	0.946	1.308	2.260	3.568										
TS	Round 1		4	⑤	④	②	③	③	④	③	4	32	4	⑤	②	5	⑤	5	3	4	③	36	68	
TS	Round 2		4	4	③	3	4	③	②	4	4	31	4	⑤	②	④	⑤	④	3	⑤	4	36	67	135

### Nick Taylor -7

Course		DD1	DD2	FH	GIR	SH	SS	PT	Strokes Gained Statistics						TOT									
		OTT	APR	ARG	T2G	PUT							TOT											
TS	Round 1	281	331	10	13	0	0	26	1.059	2.063	0.987	4.108	2.265	6.373										
TS	Round 2	308	291	10	13	2	0	29	0.955	-2.079	1.937	0.813	0.755	1.568										
TS	Round 1		4	4	③	3	4	⑥	3	4	⑤	36	③	③	②	④	4	5	②	③	4	30	66	
TS	Round 2		4	4	5	3	4	4	3	4	③	34	③	4	④	5	⑤	5	②	③	4	35	69	135

### 8 Jason Day -6

Course		DD1	DD2	FH	GIR	SH	SS	PT	Strokes Gained Statistics						TOT								
		OTT	APR	ARG	T2G	PUT							TOT										
TS	Round 1	306	326	7	14	1	1	27	0.997	2.481	0.847	4.324	3.049	7.373									
TS	Round 2	323	295	8	12	2	2	30	-0.097	0.806	0.224	0.933	-1.365	-0.432									
TS	Round 1		③	4	④	3	4	③	3	4	4	32	③	4	3	④	4	5	②	4	4	33	65

Strokes Gained Legend: OTT = Off the Tee APR = Approach the Green ARG = Around the Green T2G = Tee to Green PUT = Putting TOT = Total Strokes Gained





## 2023 WM Phoenix Open Second Round Top Players



Course	Hole	1	2	3	4	5	6	7	8	9	Out	10	11	12	13	14	15	16	17	18	In	Total		
TS TPC Scottsdale (Stadium)	Par	4	4	5	3	4	4	3	4	4	35	4	4	3	5	4	5	3	4	4	36	71		
TS	Round 2	4	4	5	3	4	4	3	4	4	35	4	5	3	4	4	5	3	4	4	36	71	136	
<b>9 Adam Schenk</b>											-5	Strokes Gained Statistics												
Course		DD1	DD2	FH	GIR	SH	SS	PT				OTT	APR	ARG	T2G	PUT	TOT							
TS	Round 1	331	321	5	10	3	1	27				0.934	-1.683	1.503	0.753	1.620	2.373							
TS	Round 2	343	298	8	12	2	1	28				1.201	-0.597	0.353	0.957	2.611	3.568							
TS	Round 1	4	3	4	3	6	4	3	4	4	35	4	3	4	4	3	5	4		35	70			
TS	Round 2	4	4	4	3	3	5	3	4	4	34	4	4	3	4	5	2	3	4		33	67	137	
<b>Jim Herman</b>											-5	Strokes Gained Statistics												
Course		DD1	DD2	FH	GIR	SH	SS	PT				OTT	APR	ARG	T2G	PUT	TOT							
TS	Round 1	308	314	9	14	1	1	31				1.091	4.102	0.949	6.141	-1.768	4.373							
TS	Round 2	306	290	9	13	0	0	30				0.660	-0.074	-0.050	0.536	1.032	1.568							
TS	Round 1	4	4	4	3	4	4	4	4	4	35	4	4	3	4	4	3	3	4		33	68		
TS	Round 2	4	4	4	3	4	4	3	4	4	34	5	3	3	5	4	5	3	3	4		35	69	137
<b>Tom Kim</b>											-5	Strokes Gained Statistics												
Course		DD1	DD2	FH	GIR	SH	SS	PT				OTT	APR	ARG	T2G	PUT	TOT							
TS	Round 1	308	292	7	12	2	0	29				0.021	0.278	-1.201	-0.903	2.276	1.373							
TS	Round 2	326	304	7	14	0	0	27				-0.303	1.974	-0.567	1.104	3.464	4.568							
TS	Round 1	4	5	5	4	3	4	3	4	3	35	4	4	3	5	5	3	3	4		36	71		
TS	Round 2	3	3	6	3	4	4	2	4	3	32	4	3	3	5	4	4	3	4	4		34	66	137
<b>Rickie Fowler</b>											-5	Strokes Gained Statistics												
Course		DD1	DD2	FH	GIR	SH	SS	PT				OTT	APR	ARG	T2G	PUT	TOT							
TS	Round 1	329	293	7	13	2	2	30				0.549	1.766	-0.374	1.940	-0.567	1.373							
TS	Round 2	330	296	11	13	1	1	27				1.250	0.112	0.990	2.352	2.216	4.568							

Strokes Gained Legend: OTT = Off the Tee   APR = Approach the Green   ARG = Around the Green   T2G = Tee to Green   PUT = Putting   TOT = Total Strokes Gained





## 2023 WM Phoenix Open Second Round Top Players



Course	Hole	1	2	3	4	5	6	7	8	9	Out	10	11	12	13	14	15	16	17	18	In	Total	
TS	TPC Scottsdale (Stadium)	4	4	5	3	4	4	3	4	4	35	4	4	3	5	4	5	3	4	4	36	71	
TS	Round 1	4	4	④	④	4	4	④	4	③	35	4	4	3	④	4	5	3	4	⑤	36	71	
TS	Round 2	③	4	④	3	4	4	3	4	4	33	4	⑤	3	③	4	④	②	4	4	33	66	137
<b>Jhonattan Vegas</b>		-5										Strokes Gained Statistics											
Course		DD1	DD2	FH	GIR	SH	SS	PT				OTT	APR	ARG	T2G	PUT	TOT						
TS	Round 1	335	302	6	10	1	1	29				1.339	0.819	1.819	3.976	-2.603	1.373						
TS	Round 2	333	315	9	12	2	2	28				2.340	-0.404	0.898	2.834	1.734	4.568						
TS	Round 1	4	⑤	5	②	4	4	3	⑤	4	36	4	4	④	4	④	3	4	4	35	71		
TS	Round 2	③	4	④	3	③	4	3	4	⑤	33	4	4	3	④	4	④	3	③	4	33	66	137
<b>Sam Ryder</b>		-5										Strokes Gained Statistics											
Course		DD1	DD2	FH	GIR	SH	SS	PT				OTT	APR	ARG	T2G	PUT	TOT						
TS	Round 1	294	325	8	12	1	1	28				-0.433	2.908	-0.672	1.802	1.571	3.373						
TS	Round 2	323	275	11	15	2	1	31				0.916	0.358	0.323	1.597	0.971	2.568						
TS	Round 1	③	4	④	②	4	4	⑤	③	⑤	34	4	⑤	3	④	4	5	3	③	4	35	69	
TS	Round 2	③	4	④	3	4	4	3	4	③	32	4	③	3	5	⑥	④	3	③	⑤	36	68	137
<b>Sungjae Im</b>		-5										Strokes Gained Statistics											
Course		DD1	DD2	FH	GIR	SH	SS	PT				OTT	APR	ARG	T2G	PUT	TOT						
TS	Round 1	299	331	7	12	2	2	30				0.146	1.872	0.511	2.528	-0.155	2.373						
TS	Round 2	336	306	7	11	3	1	25				-0.116	-0.305	2.508	2.087	1.481	3.568						
TS	Round 1	③	4	5	3	4	4	④	⑤	4	36	⑤	4	3	5	4	③	②	③	⑤	34	70	
TS	Round 2	4	4	5	④	⑤	⑤	②	4	4	37	③	③	3	④	4	④	②	③	4	30	67	137
<b>Tyrrell Hatton</b>		-5										Strokes Gained Statistics											
Course		DD1	DD2	FH	GIR	SH	SS	PT				OTT	APR	ARG	T2G	PUT	TOT						
TS	Round 1	267	306	8	9	2	0	27				0.779	1.381	-0.239	1.920	0.453	2.373						
TS	Round 2	321	290	12	14	1	0	29				1.961	0.754	-0.390	2.325	1.243	3.568						

Strokes Gained Legend: OTT = Off the Tee   APR = Approach the Green   ARG = Around the Green   T2G = Tee to Green   PUT = Putting   TOT = Total Strokes Gained



## 2023 WM Phoenix Open Second Round Top Players



Course	Hole	1	2	3	4	5	6	7	8	9	Out	10	11	12	13	14	15	16	17	18	In	Total	
TS TPC Scottsdale (Stadium)	Par	4	4	5	3	4	4	3	4	4	35	4	4	3	5	4	5	3	4	4	36	71	
TS	Round 1	③	5	④	3	③	③	3	4	4	32	5	4	4	5	4	5	3	4	4	38	70	
TS	Round 2	4	4	④	3	4	③	3	4	4	33	4	③	4	④	5	5	3	③	③	34	67	137
<b>17 Max Homa</b>	-4											Strokes Gained Statistics											
Course		DD1	DD2	FH	GIR	SH	SS	PT							OTT	APR	ARG	T2G	PUT	TOT			
TS	Round 1	297	291	6	11	1	0	27							0.337	1.306	1.712	3.354	0.019	3.373			
TS	Round 2	313	319	8	13	0	0	28							-0.539	0.644	-0.564	-0.459	2.027	1.568			
TS	Round 1	4	③	5	3	③	4	3	4	4	33	4	4	②	5	5	5	3	4	4	36	69	
TS	Round 2	4	③	5	3	4	5	②	4	③	33	4	6	4	5	③	④	②	4	4	36	69	138
<b>Tony Finau</b>	-4											Strokes Gained Statistics											
Course		DD1	DD2	FH	GIR	SH	SS	PT							OTT	APR	ARG	T2G	PUT	TOT			
TS	Round 1	296	312	5	12	0	0	28							0.056	0.719	0.859	1.633	0.740	2.373			
TS	Round 2	342	299	5	12	1	1	28							0.231	0.983	0.343	1.557	1.011	2.568			
TS	Round 1	4	4	5	3	③	4	②	4	4	33	4	6	3	5	4	5	②	5	③	37	70	
TS	Round 2	4	4	④	3	4	③	3	4	4	33	③	4	4	5	4	④	3	4	4	35	68	138
<b>Kevin Tway</b>	-4											Strokes Gained Statistics											
Course		DD1	DD2	FH	GIR	SH	SS	PT							OTT	APR	ARG	T2G	PUT	TOT			
TS	Round 1	322	309	4	11	1	0	29							-1.186	0.401	-0.239	-1.025	2.398	1.373			
TS	Round 2	347	345	3	15	0	0	32							0.059	3.670	-0.743	2.986	0.582	3.568			
TS	Round 1	4	5	5	4	③	4	3	4	③	35	4	5	3	5	4	5	3	4	③	36	71	
TS	Round 2	4	4	③	3	4	4	②	5	4	33	③	5	3	④	4	5	3	③	4	34	67	138
<b>James Hahn</b>	-4											Strokes Gained Statistics											
Course		DD1	DD2	FH	GIR	SH	SS	PT							OTT	APR	ARG	T2G	PUT	TOT			
TS	Round 1	319	337	10	10	2	0	26							1.381	0.688	0.576	2.644	-0.271	2.373			

Strokes Gained Legend: OTT = Off the Tee   APR = Approach the Green   ARG = Around the Green   T2G = Tee to Green   PUT = Putting   TOT = Total Strokes Gained



## 2023 WM Phoenix Open Second Round Top Players



Course	Hole	1	2	3	4	5	6	7	8	9	Out	10	11	12	13	14	15	16	17	18	In	Total		
TS TPC Scottsdale (Stadium)	Par	4	4	5	3	4	4	3	4	4	35	4	4	3	5	4	5	3	4	4	36	71		
TS	Round 2	332	290	10	14	0	0	29				1.200	-1.051	-0.198	-0.049			2.617			2.568			
TS	Round 1		③	⑤	5	3	③	4	④	③	4	⑤	③	④	④	4	5	3	4	4	③	36	70	
TS	Round 2		4	4	④	3	4	4	3	4	4	③	4	3	5	⑤	④	3	4	③	③	34	68	138
<b>21 Scott Stallings</b>																								
Course		DD1	DD2	FH	GIR	SH	SS	PT				OTT	APR	ARG	T2G	PUT	TOT							
TS	Round 1	327	307	5	13	0	0	27				0.199	3.755	1.399	5.352	1.021	6.373							
TS	Round 2	314	309	5	11	1	1	30				-1.025	0.108	0.811	-0.106	-2.326	-2.432							
TS	Round 1		③	⑤	④	3	4	4	3	4	③	⑤	4	3	③	4	5	3	③	③	③	33	66	
TS	Round 2		4	4	④	3	4	4	3	4	4	4	⑤	⑤	④	4	5	④	4	4	③	39	73	139
<b>Taylor Moore</b>																								
Course		DD1	DD2	FH	GIR	SH	SS	PT				OTT	APR	ARG	T2G	PUT	TOT							
TS	Round 1	327	339	8	11	1	0	29				2.086	1.214	-0.704	2.595	0.778	3.373							
TS	Round 2	323	311	7	12	0	0	30				0.928	-0.215	0.288	1.001	-0.433	0.568							
TS	Round 1		③	⑤	④	④	4	4	3	⑤	4	4	4	3	④	4	④	3	③	4	③	33	69	
TS	Round 2		⑤	4	5	3	4	⑤	3	4	4	③	4	④	④	4	④	3	③	4	③	33	70	139
<b>Matt Kuchar</b>																								
Course		DD1	DD2	FH	GIR	SH	SS	PT				OTT	APR	ARG	T2G	PUT	TOT							
TS	Round 1	271	316	7	12	1	1	29				-0.140	-0.268	-0.652	-1.061	1.434	0.373							
TS	Round 2	296	292	7	12	2	2	27				0.266	-0.696	0.611	0.181	3.387	3.568							
TS	Round 1		4	4	④	②	4	4	3	4	⑥	4	⑤	⑤	5	4	④	3	③	4	③	37	72	
TS	Round 2		③	4	④	3	4	4	3	4	⑤	③	4	3	④	4	④	3	4	4	③	33	67	139
<b>Justin Thomas</b>																								
Course		DD1	DD2	FH	GIR	SH	SS	PT				OTT	APR	ARG	T2G	PUT	TOT							

Strokes Gained Legend: OTT = Off the Tee   APR = Approach the Green   ARG = Around the Green   T2G = Tee to Green   PUT = Putting   TOT = Total Strokes Gained



## 2023 WM Phoenix Open Second Round Top Players



Course	Hole	1	2	3	4	5	6	7	8	9	Out	10	11	12	13	14	15	16	17	18	In	Total		
TS TPC Scottsdale (Stadium)	Par	4	4	5	3	4	4	3	4	4	35	4	4	3	5	4	5	3	4	4	36	71		
TS	Round 1	299	317	10	11	1	0	29				1.936	-0.765	0.197	1.367	0.006	1.373							
TS	Round 2	329	294	6	12	3	3	27				0.942	0.772	0.621	2.335	0.233	2.568							
TS	Round 1		4	4	5	3	4	③	④	4	4	35	4	4	④	④	⑤	5	3	③	4	36	71	
TS	Round 2		4	⑤	④	②	③	4	3	4	4	33	4	4	④	④	③	④	3	⑤	4	35	68	139
<b>Dylan Frittelli</b>		-3																						
Course		DD1	DD2	FH	GIR	SH	SS	PT	Strokes Gained Statistics						OTT	APR	ARG	T2G	PUT	TOT				
TS	Round 1	326	304	7	12	2	1	33	1.609	-1.010	0.424	1.022	-2.649	-1.627										
TS	Round 2	327	307	7	16	2	2	30	0.991	3.035	0.950	4.976	0.592	5.568										
TS	Round 1		⑤	⑤	④	3	4	4	3	③	4	35	⑤	4	④	5	4	5	3	4	⑤	39	74	
TS	Round 2		4	③	④	②	③	4	3	4	4	31	4	4	3	④	⑤	④	3	③	4	34	65	139
<b>Hayden Buckley</b>		-3																						
Course		DD1	DD2	FH	GIR	SH	SS	PT	Strokes Gained Statistics						OTT	APR	ARG	T2G	PUT	TOT				
TS	Round 1	303	299	6	13	0	0	30	0.411	1.222	-0.047	1.585	0.788	2.373										
TS	Round 2	315	290	6	12	2	2	29	-0.454	0.224	-0.544	-0.774	2.342	1.568										
TS	Round 1		4	⑤	5	②	4	4	3	4	⑤	36	4	4	3	④	4	5	②	③	⑤	34	70	
TS	Round 2		4	4	5	3	4	4	3	③	③	33	4	⑤	3	③	⑤	④	3	⑤	4	36	69	139
<b>Charley Hoffman</b>		-3																						
Course		DD1	DD2	FH	GIR	SH	SS	PT	Strokes Gained Statistics						OTT	APR	ARG	T2G	PUT	TOT				
TS	Round 1	295	296	7	11	3	2	27	0.446	0.719	1.018	2.182	2.191	4.373										
TS	Round 2	359	308	5	13	2	1	33	-0.923	1.303	-0.623	-0.243	-0.189	-0.432										
TS	Round 1		4	4	④	3	⑤	4	3	4	③	34	4	③	3	④	4	5	④	4	③	34	68	
TS	Round 2		⑤	4	④	④	4	4	3	4	③	35	4	4	3	④	4	5	3	4	⑤	36	71	139

Strokes Gained Legend: OTT = Off the Tee   APR = Approach the Green   ARG = Around the Green   T2G = Tee to Green   PUT = Putting   TOT = Total Strokes Gained





## 2023 WM Phoenix Open Second Round Top Players



Course	Hole	1	2	3	4	5	6	7	8	9	Out	10	11	12	13	14	15	16	17	18	In	Total
TS TPC Scottsdale (Stadium)	Par	4	4	5	3	4	4	3	4	4	35	4	4	3	5	4	5	3	4	4	36	71

												Strokes Gained Statistics										
		DD1	DD2	FH	GIR	SH	SS	PT							OTT	APR	ARG	T2G	PUT	TOT		
<b>28 Keegan Bradley</b>	-2																					
Course		DD1	DD2	FH	GIR	SH	SS	PT							OTT	APR	ARG	T2G	PUT	TOT		
TS	Round 1	305	273	7	12	0	0	28							-0.348	1.548	0.206	1.405	1.968	3.373		
TS	Round 2	316	306	7	12	2	1	30							1.193	-0.289	0.820	1.724	-2.156	-0.432		
TS	Round 1		③ 4	④	② 4	③	3	⑤ 4	<b>32</b>	③	⑤	3	5	⑤	5	3	4	4	<b>37</b>	<b>69</b>		
TS	Round 2		4	4	5	3	4	4	<b>35</b>	⑤	4	3	④	4	⑥	3	③	4	<b>36</b>	<b>71</b>	<b>140</b>	
<b>Zach Johnson</b>	-2																					
Course		DD1	DD2	FH	GIR	SH	SS	PT							OTT	APR	ARG	T2G	PUT	TOT		
TS	Round 1	280	311	10	13	0	0	30							0.519	0.628	-0.131	1.015	2.358	3.373		
TS	Round 2	318	295	9	14	0	0	31							0.036	-0.292	-0.752	-1.008	0.576	-0.432		
TS	Round 1		⑤ 4	④	3	4	4	3	③ 4	<b>34</b>	③	4	3	5	4	5	3	4	4	<b>35</b>	<b>69</b>	
TS	Round 2		③	⑤	④	3	4	4	<b>34</b>	4	4	④	5	4	5	3	4	4	<b>37</b>	<b>71</b>	<b>140</b>	
<b>Viktor Hovland</b>	-2																					
Course		DD1	DD2	FH	GIR	SH	SS	PT							OTT	APR	ARG	T2G	PUT	TOT		
TS	Round 1	334	309	10	12	0	0	31							1.198	3.048	-0.929	3.316	-0.943	2.373		
TS	Round 2	339	319	7	10	2	2	28							1.124	-1.672	-1.249	-1.797	2.365	0.568		
TS	Round 1		4	③ ④	3	4	4	④ 4	4	<b>34</b>	4	4	3	5	⑤ ④	3	4	4	<b>36</b>	<b>70</b>		
TS	Round 2		⑤	⑤ ④	④ ③	4	3	4	③	<b>35</b>	③	⑤	3	④	4 ④	3	4	⑤	<b>35</b>	<b>70</b>	<b>140</b>	
<b>Trey Mullinax</b>	-2																					
Course		DD1	DD2	FH	GIR	SH	SS	PT							OTT	APR	ARG	T2G	PUT	TOT		
TS	Round 1	297	337	6	11	1	1	27							0.426	0.667	1.026	2.118	1.255	3.373		
TS	Round 2	347	315	7	15	2	1	33							1.465	-0.059	0.866	2.272	-2.704	-0.432		
TS	Round 1		③ 4	5	3	4	4	3	③ 4	<b>33</b>	4	4	3	5	4	5	3	4	4	<b>36</b>	<b>69</b>	
TS	Round 2		4	4	④	3	4	③	3	⑤ 4	<b>34</b>	⑤	③	④	5	4	5	④	③ 4	<b>37</b>	<b>71</b>	<b>140</b>

Strokes Gained Legend: OTT = Off the Tee   APR = Approach the Green   ARG = Around the Green   T2G = Tee to Green   PUT = Putting   TOT = Total Strokes Gained



## 2023 WM Phoenix Open Second Round Top Players



Course	Hole	1	2	3	4	5	6	7	8	9	Out	10	11	12	13	14	15	16	17	18	In	Total
TS TPC Scottsdale (Stadium)	Par	4	4	5	3	4	4	3	4	4	35	4	4	3	5	4	5	3	4	4	36	71

### Ryan Palmer

-2

#### Strokes Gained Statistics

Course	DD1	DD2	FH	GIR	SH	SS	PT	OTT	APR	ARG	T2G	PUT	TOT									
TS Round 1	277	320	7	14	2	1	35	0.574	1.552	0.406	2.531	-3.158	-0.627									
TS Round 2	331	305	7	11	1	0	26	0.650	0.764	2.054	3.468	0.100	3.568									
TS Round 1	4	5	4	3	5	5	4	4	4	38	5	5	3	4	3	5	3	3	4	35	73	
TS Round 2	4	4	4	3	3	4	3	4	4	33	3	4	3	5	5	4	3	3	4	34	67	140

### Danny Lee

-2

#### Strokes Gained Statistics

Course	DD1	DD2	FH	GIR	SH	SS	PT	OTT	APR	ARG	T2G	PUT	TOT									
TS Round 1	284	305	6	10	2	1	28	-1.551	0.305	-0.383	-1.630	1.003	-0.627									
TS Round 2	292	285	10	11	1	1	26	-0.032	0.402	-0.017	0.353	3.215	3.568									
TS Round 1	4	4	4	2	4	4	3	4	3	32	5	3	3	5	4	7	3	5	6	41	73	
TS Round 2	4	4	4	3	4	4	3	3	4	33	4	3	3	5	4	4	3	4	4	34	67	140

### Jason Dufner

-2

#### Strokes Gained Statistics

Course	DD1	DD2	FH	GIR	SH	SS	PT	OTT	APR	ARG	T2G	PUT	TOT									
TS Round 1	294	298	6	12	3	0	31	-1.370	3.068	1.175	2.872	-1.499	1.373									
TS Round 2	311	306	7	11	3	3	28	0.770	-0.884	1.656	1.542	0.026	1.568									
TS Round 1	3	4	6	2	3	4	4	5	5	36	4	4	3	3	4	5	4	4	4	35	71	
TS Round 2	4	4	5	2	3	4	3	3	4	32	4	5	3	5	4	5	3	3	5	37	69	140

### Justin Lower

-2

#### Strokes Gained Statistics

Course	DD1	DD2	FH	GIR	SH	SS	PT	OTT	APR	ARG	T2G	PUT	TOT								
TS Round 1	306	316	9	12	3	2	32	0.066	1.685	-0.177	1.573	-0.200	1.373								
TS Round 2	303	299	6	14	0	0	30	-0.973	0.560	0.236	-0.177	1.745	1.568								
TS Round 1	4	5	3	3	5	3	4	4	34	4	5	3	3	4	4	5	4	4	4	37	71

Strokes Gained Legend: OTT = Off the Tee APR = Approach the Green ARG = Around the Green T2G = Tee to Green PUT = Putting TOT = Total Strokes Gained



## 2023 WM Phoenix Open Second Round Top Players



Course	Hole	1	2	3	4	5	6	7	8	9	Out	10	11	12	13	14	15	16	17	18	In	Total	
TS TPC Scottsdale (Stadium)	Par	4	4	5	3	4	4	3	4	4	35	4	4	3	5	4	5	3	4	4	36	71	
<hr/>																							
TS	Round 2	4	③	④	3	③	4	3	⑤	4	33	4	4	3	④	4	5	3	⑤	4	36	69	140
<b>Aaron Rai</b>		-2																					
Course		DD1	DD2	FH	GIR	SH	SS	PT	Strokes Gained Statistics						OTT	APR	ARG	T2G	PUT	TOT			
TS	Round 1	296	291	7	10	2	0	27	0.192	-0.156	0.958	0.993	1.380	2.373									
TS	Round 2	309	296	10	13	2	1	30	1.108	-0.829	1.334	1.613	-1.045	0.568									
TS	Round 1	4	⑤	④	④	4	4	3	③	4	35	4	4	3	5	4	5	3	③	4	35	70	
TS	Round 2	4	4	④	3	4	4	3	4	⑤	35	4	4	④	④	4	5	3	③	4	35	70	140
<b>Rory McIlroy</b>		-2																					
Course		DD1	DD2	FH	GIR	SH	SS	PT	Strokes Gained Statistics						OTT	APR	ARG	T2G	PUT	TOT			
TS	Round 1	328	332	4	10	3	2	28	0.027	-1.133	0.576	-0.531	-0.096	-0.627									
TS	Round 2	361	297	8	13	0	0	28	1.364	2.452	0.970	4.786	-1.218	3.568									
TS	Round 1	⑤	4	5	3	4	4	④	4	4	37	4	⑤	3	5	4	④	3	③	⑤	36	73	
TS	Round 2	4	③	④	②	4	③	3	4	4	31	4	4	②	5	4	5	3	⑤	4	36	67	140
<b>Lucas Herbert</b>		-2																					
Course		DD1	DD2	FH	GIR	SH	SS	PT	Strokes Gained Statistics						OTT	APR	ARG	T2G	PUT	TOT			
TS	Round 1	312	319	4	10	3	2	28	-0.234	-0.670	-0.094	-0.999	2.372	1.373									
TS	Round 2	325	292	8	11	1	1	27	1.471	-2.239	1.152	0.384	1.184	1.568									
TS	Round 1	⑤	4	5	3	4	4	④	4	4	37	③	4	3	④	4	④	3	⑤	4	34	71	
TS	Round 2	4	⑤	5	3	③	③	3	4	4	34	4	4	3	④	4	⑥	3	③	4	35	69	140
<b>Brian Harman</b>		-1																					
Course		DD1	DD2	FH	GIR	SH	SS	PT	Strokes Gained Statistics						OTT	APR	ARG	T2G	PUT	TOT			
TS	Round 1	300	306	9	11	1	1	29	-0.130	0.744	1.496	2.109	-0.736	1.373									
TS	Round 2	310	274	8	15	2	0	32	0.318	0.551	-0.172	0.697	-0.129	0.568									

Strokes Gained Legend: OTT = Off the Tee   APR = Approach the Green   ARG = Around the Green   T2G = Tee to Green   PUT = Putting   TOT = Total Strokes Gained



## 2023 WM Phoenix Open Second Round Top Players



Course	Hole	1	2	3	4	5	6	7	8	9	Out	10	11	12	13	14	15	16	17	18	In	Total	
TS TPC Scottsdale (Stadium)	Par	4	4	5	3	4	4	3	4	4	35	4	4	3	5	4	5	3	4	4	36	71	
TS	Round 1	4	4	5	3	4	4	3	4	4	35	5	4	2	3	4	6	3	5	4	36	71	
TS	Round 2	4	4	4	3	4	5	3	4	4	35	4	4	3	5	4	4	4	3	4	35	70	141
<b>Nate Lashley</b>		-1										Strokes Gained Statistics											
Course		DD1	DD2	FH	GIR	SH	SS	PT	OTT	APR	ARG	T2G	PUT	TOT									
TS	Round 1	329	301	9	12	0	0	32	0.137	2.417	0.904	3.457	-2.084	1.373									
TS	Round 2	283	290	8	13	0	0	32	0.784	0.799	-0.867	0.716	-0.148	0.568									
TS	Round 1	4	4	4	3	4	4	3	4	4	34	4	5	3	4	6	3	4	4	37	71		
TS	Round 2	4	4	4	3	4	4	3	4	5	35	4	4	3	4	5	3	4	4	35	70	141	
<b>Stewart Cink</b>		-1										Strokes Gained Statistics											
Course		DD1	DD2	FH	GIR	SH	SS	PT	OTT	APR	ARG	T2G	PUT	TOT									
TS	Round 1	314	332	10	14	1	0	31	1.667	1.744	0.034	3.444	-0.071	3.373									
TS	Round 2	355	292	8	11	3	1	29	-1.109	-0.741	1.074	-0.776	-0.656	-1.432									
TS	Round 1	4	4	5	3	4	4	3	4	4	35	4	4	3	4	5	3	3	4	34	69		
TS	Round 2	3	5	4	3	3	5	3	4	3	33	4	4	4	4	5	3	5	5	39	72	141	
<b>Joel Dahmen</b>		-1										Strokes Gained Statistics											
Course		DD1	DD2	FH	GIR	SH	SS	PT	OTT	APR	ARG	T2G	PUT	TOT									
TS	Round 1	281	289	8	9	1	1	29	0.374	0.108	0.044	0.525	-1.152	-0.627									
TS	Round 2	328	293	10	12	1	1	27	1.073	0.167	1.172	2.412	0.156	2.568									
TS	Round 1	4	4	5	3	4	5	4	4	4	37	4	4	2	5	5	4	3	5	36	73		
TS	Round 2	4	3	4	4	3	4	4	4	4	33	4	4	3	5	4	4	3	4	4	35	68	141
<b>Si Woo Kim</b>		-1										Strokes Gained Statistics											
Course		DD1	DD2	FH	GIR	SH	SS	PT	OTT	APR	ARG	T2G	PUT	TOT									
TS	Round 1	292	289	5	9	1	0	28	-1.463	0.337	0.731	-0.396	0.769	0.373									
TS	Round 2	309	301	7	9	6	4	24	0.409	-1.389	-1.397	-2.377	3.945	1.568									

Strokes Gained Legend: OTT = Off the Tee   APR = Approach the Green   ARG = Around the Green   T2G = Tee to Green   PUT = Putting   TOT = Total Strokes Gained



## 2023 WM Phoenix Open Second Round Top Players



Course	Hole	1	2	3	4	5	6	7	8	9	Out	10	11	12	13	14	15	16	17	18	In	Total
TS TPC Scottsdale (Stadium)	Par	4	4	5	3	4	4	3	4	4	35	4	4	3	5	4	5	3	4	4	36	71

TS	Round 1	4	4	④	④	4	4	④	4	4	36	4	⑤	3	5	4	5	②	4	4	36	72	
TS	Round 2	4	4	④	3	4	4	3	4	③	33	4	⑤	3	④	4	5	3	4	4	36	69	141

### Billy Horschel

-1

#### Strokes Gained Statistics

Course	DD1	DD2	FH	GIR	SH	SS	PT	OTT	APR	ARG	T2G	PUT	TOT									
TS Round 1	299	302	6	8	0	0	27	-2.305	-0.400	-0.190	-2.896	3.269	0.373									
TS Round 2	293	310	8	10	2	0	25	-0.833	-0.153	0.892	-0.094	1.662	1.568									
TS Round 1	4	4	⑥	②	4	4	3	③	⑤	35	4	⑤	3	④	4	5	3	4	⑤	37	72	
TS Round 2	4	4	5	3	③	⑤	②	4	4	34	4	⑤	②	④	4	5	②	⑤	4	35	69	141

### Chesson Hadley

-1

#### Strokes Gained Statistics

Course	DD1	DD2	FH	GIR	SH	SS	PT	OTT	APR	ARG	T2G	PUT	TOT									
TS Round 1	298	320	5	5	3	1	21	-0.200	-2.285	1.284	-1.202	3.575	2.373									
TS Round 2	330	292	9	12	4	2	28	0.824	-0.142	-1.088	-0.406	-0.026	-0.432									
TS Round 1	4	⑤	⑥	3	4	③	3	4	4	36	4	4	3	③	③	④	3	⑤	⑤	34	70	
TS Round 2	4	4	④	3	4	③	3	⑤	4	34	4	4	3	5	4	5	3	4	⑤	37	71	141

### Kelly Kraft

-1

#### Strokes Gained Statistics

Course	DD1	DD2	FH	GIR	SH	SS	PT	OTT	APR	ARG	T2G	PUT	TOT									
TS Round 1	283	314	8	11	2	2	27	-0.642	0.001	0.018	-0.624	2.997	2.373									
TS Round 2	299	266	6	12	2	1	29	-1.041	0.171	0.621	-0.249	-0.183	-0.432									
TS Round 1	⑤	4	④	3	⑤	4	3	4	4	36	4	4	3	5	③	5	3	4	③	34	70	
TS Round 2	4	⑤	5	3	4	4	②	⑤	4	36	4	4	②	5	4	5	3	4	4	35	71	141

### Matt Fitzpatrick

-1

#### Strokes Gained Statistics

Course	DD1	DD2	FH	GIR	SH	SS	PT	OTT	APR	ARG	T2G	PUT	TOT
TS Round 1	300	302	7	13	0	0	31	0.004	1.328	-0.085	1.246	1.127	2.373

Strokes Gained Legend: OTT = Off the Tee APR = Approach the Green ARG = Around the Green T2G = Tee to Green PUT = Putting TOT = Total Strokes Gained





## 2023 WM Phoenix Open Second Round Top Players



Course	Hole	1	2	3	4	5	6	7	8	9	Out	10	11	12	13	14	15	16	17	18	In	Total	
TS TPC Scottsdale (Stadium)	Par	4	4	5	3	4	4	3	4	4	35	4	4	3	5	4	5	3	4	4	36	71	
TS	Round 2	349	299	8	14	3	1	31				1.088	-0.284	0.152	0.956	-1.388	-0.432						
TS	Round 1		5	4	4	2	3	4	4	3	33	4	5	3	4	5	3	4	4		37	70	
TS	Round 2		4	4	4	4	4	5	4	4	37	4	4	3	4	4	5	3	3	4	34	71	141
<b>Sam Burns</b>		-1																					
Course		DD1	DD2	FH	GIR	SH	SS	PT	Strokes Gained Statistics						OTT	APR	ARG	T2G	PUT	TOT			
TS	Round 1	309	334	7	10	2	2	28	0.052	-0.475	2.828	2.404	-0.031	2.373									
TS	Round 2	357	278	6	12	1	1	29	0.398	1.194	-0.678	0.914	-1.346	-0.432									
TS	Round 1		4	4	4	3	4	4	3	4	34	4	5	3	4	4				36	70		
TS	Round 2		3	4	7	3	4	4	3	5	37	4	5	3	4	4	3	3	4		34	71	141
<b>Erik van Rooyen</b>		-1																					
Course		DD1	DD2	FH	GIR	SH	SS	PT	Strokes Gained Statistics						OTT	APR	ARG	T2G	PUT	TOT			
TS	Round 1	289	297	6	11	1	0	29	0.080	1.711	-1.233	0.557	-0.184	0.373									
TS	Round 2	302	284	9	13	0	0	29	1.119	-0.468	1.408	2.059	-0.491	1.568									
TS	Round 1		4	4	5	3	4	4	4	4	36	4	4	2	5	3	4	6			36	72	
TS	Round 2		4	4	5	4	3	3	3	5	35	4	4	3	5	4	5	2	3	4	34	69	141
<b>K.H. Lee</b>		-1																					
Course		DD1	DD2	FH	GIR	SH	SS	PT	Strokes Gained Statistics						OTT	APR	ARG	T2G	PUT	TOT			
TS	Round 1	283	339	6	9	3	2	27	-1.296	-0.641	0.123	-1.815	1.188	-0.627									
TS	Round 2	321	282	6	13	1	0	28	-0.097	1.310	0.059	1.272	1.296	2.568									
TS	Round 1		5	4	4	3	3	4	4	4	36	4	5	3	4	5	3	4	5		37	73	
TS	Round 2		4	5	4	3	3	4	3	4	35	4	4	2	4	4	5	3	3	4	33	68	141
<b>Lucas Glover</b>		-1																					
Course		DD1	DD2	FH	GIR	SH	SS	PT	Strokes Gained Statistics						OTT	APR	ARG	T2G	PUT	TOT			

Strokes Gained Legend: OTT = Off the Tee APR = Approach the Green ARG = Around the Green T2G = Tee to Green PUT = Putting TOT = Total Strokes Gained



## 2023 WM Phoenix Open Second Round Top Players



Course	Hole	1	2	3	4	5	6	7	8	9	Out	10	11	12	13	14	15	16	17	18	In	Total		
TS TPC Scottsdale (Stadium)	Par	4	4	5	3	4	4	3	4	4	35	4	4	3	5	4	5	3	4	4	36	71		
TS	Round 1	296	296	11	10	0	0	28				0.659	0.375	0.747	1.780	-0.407	1.373							
TS	Round 2	328	287	7	15	1	1	32				0.046	1.097	-0.624	0.519	0.049	0.568							
TS	Round 1		4	4	④	3	4	4	3	4	4	34	4	⑤	3	5	4	5	3	4	4	37	71	
TS	Round 2		4	4	5	②	4	4	3	4	4	34	4	4	3	④	⑤	5	3	4	4	36	70	141
<b>Gary Woodland</b>		-1																						
Course		DD1	DD2	FH	GIR	SH	SS	PT	Strokes Gained Statistics						OTT	APR	ARG	T2G	PUT	TOT				
TS	Round 1	320	308	4	12	3	2	32	-1.068	3.492	-0.167	2.256	-1.883	0.373										
TS	Round 2	333	310	5	11	1	1	27	0.853	0.286	1.205	2.344	-0.776	1.568										
TS	Round 1		4	4	5	3	4	⑤	3	4	4	36	4	4	④	4	5	3	4	4	36	72		
TS	Round 2		⑤	4	④	3	4	③	3	4	⑤	35	③	4	3	5	4	5	3	4	③	34	69	141
<b>Patrick Rodgers</b>		-1																						
Course		DD1	DD2	FH	GIR	SH	SS	PT	Strokes Gained Statistics						OTT	APR	ARG	T2G	PUT	TOT				
TS	Round 1	377	322	6	11	1	1	30	-1.139	-1.336	0.309	-2.167	1.540	-0.627										
TS	Round 2	340	310	9	14	1	0	32	1.864	1.643	-1.035	2.472	0.096	2.568										
TS	Round 1		4	⑥	5	3	4	4	⑤	③	4	38	⑤	⑤	3	5	4	④	3	③	③	35	73	
TS	Round 2		4	4	④	3	③	4	3	⑤	⑤	35	③	4	3	④	4	④	②	4	⑤	33	68	141
<b>54 Beau Hossler</b>		E																						
Course		DD1	DD2	FH	GIR	SH	SS	PT	Strokes Gained Statistics						OTT	APR	ARG	T2G	PUT	TOT				
TS	Round 1	307	324	10	11	3	1	31	1.235	-1.551	-1.003	-1.320	-0.307	-1.627										
TS	Round 2	317	296	7	13	3	1	29	0.672	1.135	1.158	2.965	-0.397	2.568										
TS	Round 1		⑤	⑤	④	④	4	4	3	4	4	37	③	4	3	④	4	⑥	④	4	⑤	37	74	
TS	Round 2		4	4	④	3	③	4	3	4	4	33	4	③	3	④	4	5	④	③	⑤	35	68	142

Strokes Gained Legend: OTT = Off the Tee APR = Approach the Green ARG = Around the Green T2G = Tee to Green PUT = Putting TOT = Total Strokes Gained





## 2023 WM Phoenix Open Second Round Top Players



Course	Hole	1	2	3	4	5	6	7	8	9	Out	10	11	12	13	14	15	16	17	18	In	Total
TS TPC Scottsdale (Stadium)	Par	4	4	5	3	4	4	3	4	4	35	4	4	3	5	4	5	3	4	4	36	71

### Kurt Kitayama

E

#### Strokes Gained Statistics

Course	DD1	DD2	FH	GIR	SH	SS	PT	OTT	APR	ARG	T2G	PUT	TOT									
TS Round 1	289	308	9	8	2	0	31	0.428	-2.542	-0.253	-2.368	-0.259	-2.627									
TS Round 2	331	302	8	13	0	0	27	0.761	2.965	-0.503	3.223	0.345	3.568									
TS Round 1	5	5	5	4	4	4	3	4	5	39	4	4	3	6	5	5	3	3	3	36	75	
TS Round 2	5	3	4	2	4	4	3	4	5	34	3	4	3	4	5	4	3	3	4	33	67	142

### Sahith Theegala

E

#### Strokes Gained Statistics

Course	DD1	DD2	FH	GIR	SH	SS	PT	OTT	APR	ARG	T2G	PUT	TOT									
TS Round 1	283	295	11	10	4	3	29	2.655	-1.770	0.939	1.823	-1.450	0.373									
TS Round 2	309	299	3	13	1	1	30	-0.383	0.419	0.322	0.358	0.210	0.568									
TS Round 1	5	3	4	3	4	4	4	4	4	35	4	4	3	5	4	6	3	4	4	37	72	
TS Round 2	4	4	5	3	4	4	3	5	4	36	4	5	2	4	4	4	3	4	4	34	70	142

### Webb Simpson

E

#### Strokes Gained Statistics

Course	DD1	DD2	FH	GIR	SH	SS	PT	OTT	APR	ARG	T2G	PUT	TOT									
TS Round 1	284	298	8	11	2	2	28	-0.575	2.518	0.829	2.771	-0.398	2.373									
TS Round 2	314	285	6	9	2	1	29	-1.136	0.492	0.479	-0.165	-1.267	-1.432									
TS Round 1	4	4	4	3	4	4	3	5	4	35	4	4	4	4	3	4	5	3	4	35	70	
TS Round 2	5	5	4	3	4	4	3	4	4	36	5	4	3	5	4	5	2	4	4	36	72	142

### Seamus Power

E

#### Strokes Gained Statistics

Course	DD1	DD2	FH	GIR	SH	SS	PT	OTT	APR	ARG	T2G	PUT	TOT									
TS Round 1	316	294	8	11	1	1	30	1.759	-2.216	0.568	0.110	1.263	1.373									
TS Round 2	295	299	6	10	0	0	28	-2.533	-0.050	0.077	-2.506	2.074	-0.432									
TS Round 1	4	4	4	3	4	4	3	4	5	35	4	4	3	5	4	5	3	4	4	36	71	
TS Round 2	4	4	4	3	5	5	2	4	4	35	4	5	3	5	4	5	3	3	4	36	71	142

Strokes Gained Legend: OTT = Off the Tee APR = Approach the Green ARG = Around the Green T2G = Tee to Green PUT = Putting TOT = Total Strokes Gained







## 2023 WM Phoenix Open Second Round Top Players



Course	Hole	1	2	3	4	5	6	7	8	9	Out	10	11	12	13	14	15	16	17	18	In	Total
TS TPC Scottsdale (Stadium)	Par	4	4	5	3	4	4	3	4	4	35	4	4	3	5	4	5	3	4	4	36	71

### Adam Long

E

#### Strokes Gained Statistics

Course	DD1	DD2	FH	GIR	SH	SS	PT	OTT	APR	ARG	T2G	PUT	TOT						
TS Round 1	283	308	8	9	4	0	25	0.701	0.382	-0.590	0.492	0.881	1.373						
TS Round 2	350	274	10	15	0	0	33	0.922	-0.260	0.243	0.905	-1.337	-0.432						
TS Round 1	4	③	5	3	4	⑤	④	4	4	③	4	④	3	4	⑥	35	71		
TS Round 2	4	4	5	3	4	4	3	4	⑤	③	4	④	5	3	4	4	35	71	142

### Taylor Pendrith

E

#### Strokes Gained Statistics

Course	DD1	DD2	FH	GIR	SH	SS	PT	OTT	APR	ARG	T2G	PUT	TOT					
TS Round 1	296	316	5	10	2	0	29	-0.768	-0.848	-0.904	-2.521	1.894	-0.627					
TS Round 2	339	300	8	15	4	2	31	0.852	0.178	0.345	1.375	0.193	1.568					
TS Round 1	⑥	4	5	3	4	③	3	4	③	4	④	5	3	4	⑤	38	73	
TS Round 2	4	4	④	②	4	4	3	4	4	⑤	4	④	3	4	4	36	69	142

### Brandon Wu

E

#### Strokes Gained Statistics

Course	DD1	DD2	FH	GIR	SH	SS	PT	OTT	APR	ARG	T2G	PUT	TOT			
TS Round 1	297	342	6	12	1	0	33	0.900	0.679	0.315	1.893	-1.520	0.373			
TS Round 2	322	299	12	11	2	0	28	1.179	0.518	-0.146	1.551	-0.983	0.568			
TS Round 1	4	③	③	④	4	⑤	④	4	4	④	4	4	37	72		
TS Round 2	4	③	5	④	4	4	3	4	4	⑤	3	③	4	35	70	142

### Keith Mitchell

E

#### Strokes Gained Statistics

Course	DD1	DD2	FH	GIR	SH	SS	PT	OTT	APR	ARG	T2G	PUT	TOT						
TS Round 1	295	328	9	11	5	2	26	1.072	-0.741	-0.456	-0.126	1.499	1.373						
TS Round 2	358	299	10	12	3	2	29	2.000	-0.267	-0.541	1.192	-1.624	-0.432						
TS Round 1	⑤	③	5	④	4	4	3	4	4	②	5	③	④	④	4	4	⑤	35	71

Strokes Gained Legend: OTT = Off the Tee APR = Approach the Green ARG = Around the Green T2G = Tee to Green PUT = Putting TOT = Total Strokes Gained





## 2023 WM Phoenix Open Second Round Top Players



Course	Hole	1	2	3	4	5	6	7	8	9	Out	10	11	12	13	14	15	16	17	18	In	Total	
TS TPC Scottsdale (Stadium)	Par	4	4	5	3	4	4	3	4	4	35	4	4	3	5	4	5	3	4	4	36	71	
TS	Round 2	5	4	4	3	4	5	4	4	3	36	4	4	4	4	5	4	2	3	5	35	71	142
<b>Hideki Matsuyama</b>		E																					
Course		DD1	DD2	FH	GIR	SH	SS	PT	Strokes Gained Statistics						OTT	APR	ARG	T2G	PUT	TOT			
TS	Round 1	285	295	8	7	2	1	28	0.790	-1.894	0.177	-0.928	-0.699	-1.627									
TS	Round 2	309	295	7	12	3	2	27	0.774	0.386	0.586	1.746	0.822	2.568									
TS	Round 1	3	5	5	3	4	4	3	4	5	36	4	4	4	5	4	5	4	4	4	38	74	
TS	Round 2	3	4	4	3	4	4	3	4	4	33	3	3	3	5	5	5	3	4	4	35	68	142
<b>Cameron Young</b>		E																					
Course		DD1	DD2	FH	GIR	SH	SS	PT	Strokes Gained Statistics						OTT	APR	ARG	T2G	PUT	TOT			
TS	Round 1	314	340	9	10	3	1	31	1.857	-0.930	-0.024	0.902	-1.529	-0.627									
TS	Round 2	352	315	8	13	3	2	30	1.238	-0.911	1.584	1.911	-0.343	1.568									
TS	Round 1	4	4	5	3	5	4	3	5	3	36	5	6	3	5	3	5	2	3	5	37	73	
TS	Round 2	4	3	4	3	4	5	2	4	4	33	4	4	3	4	4	7	3	4	3	36	69	142
<b>Corey Connors</b>		E																					
Course		DD1	DD2	FH	GIR	SH	SS	PT	Strokes Gained Statistics						OTT	APR	ARG	T2G	PUT	TOT			
TS	Round 1	301	320	7	13	3	0	30	0.984	1.900	-1.072	1.811	0.562	2.373									
TS	Round 2	310	305	9	10	2	2	29	1.444	-2.788	0.884	-0.460	-0.972	-1.432									
TS	Round 1	3	4	5	4	3	4	4	4	4	35	3	4	3	4	4	4	4	5	4	35	70	
TS	Round 2	4	4	4	3	4	4	3	4	5	35	3	5	3	4	6	5	3	4	4	37	72	142
<b>Greyson Sigg</b>		E																					
Course		DD1	DD2	FH	GIR	SH	SS	PT	Strokes Gained Statistics						OTT	APR	ARG	T2G	PUT	TOT			
TS	Round 1	297	296	7	11	1	0	31	0.438	-0.274	-2.014	-1.851	1.224	-0.627									
TS	Round 2	276	281	7	9	1	1	27	-1.039	1.302	1.687	1.950	-0.382	1.568									

Strokes Gained Legend: OTT = Off the Tee   APR = Approach the Green   ARG = Around the Green   T2G = Tee to Green   PUT = Putting   TOT = Total Strokes Gained



## 2023 WM Phoenix Open Second Round Top Players



Course	Hole	1	2	3	4	5	6	7	8	9	Out	10	11	12	13	14	15	16	17	18	In	Total	
TS TPC Scottsdale (Stadium)	Par	4	4	5	3	4	4	3	4	4	35	4	4	3	5	4	5	3	4	4	36	71	
TS	Round 1	4	4	5	3	5	4	3	4	4	36	4	4	3	5	4	6	4	3	4	37	73	
TS	Round 2	5	4	4	3	4	4	3	4	5	36	4	4	3	5	4	3	2	3	5	33	69	142
<b>Cut Ryan Moore</b>												Strokes Gained Statistics											
Course		DD1	DD2	FH	GIR	SH	SS	PT	OTT	APR	ARG	T2G	PUT	TOT									
TS	Round 1	291	278	10	11	0	0	28	0.487	1.186	-0.416	1.256	0.117	1.373									
TS	Round 2	282	261	6	11	0	0	27	-2.818	-0.373	-0.936	-4.127	2.695	-1.432									
TS	Round 1	4	4	4	3	5	4	4	4	4	4	3	4	5	3	5	3	3	4	35	71		
TS	Round 2	4	3	5	3	3	4	3	6	3	34	5	5	3	6	4	6	2	3	4	38	72	143
<b>Cut David Lipsky</b>												Strokes Gained Statistics											
Course		DD1	DD2	FH	GIR	SH	SS	PT	OTT	APR	ARG	T2G	PUT	TOT									
TS	Round 1	306	289	5	10	4	1	31	0.043	0.034	0.116	0.192	-2.819	-2.627									
TS	Round 2	310	298	9	13	2	1	29	1.264	2.034	0.360	3.658	-1.090	2.568									
TS	Round 1	4	5	5	3	5	4	3	4	5	38	4	4	3	5	5	3	4	4	37	75		
TS	Round 2	3	4	6	3	5	4	3	4	4	36	3	5	2	5	4	4	2	3	4	32	68	143
<b>Cut Aaron Wise</b>												Strokes Gained Statistics											
Course		DD1	DD2	FH	GIR	SH	SS	PT	OTT	APR	ARG	T2G	PUT	TOT									
TS	Round 1	305	327	4	9	3	0	31	-0.507	0.651	-0.918	-0.775	0.148	-0.627									
TS	Round 2	337	310	9	11	2	0	29	0.769	0.302	-0.258	0.813	-0.245	0.568									
TS	Round 1	4	4	5	3	4	5	4	4	4	37	3	3	4	4	6	4	4	4	36	73		
TS	Round 2	4	3	5	3	4	5	3	4	5	36	4	4	3	3	4	5	3	3	5	34	70	143
<b>Cut Luke List</b>												Strokes Gained Statistics											
Course		DD1	DD2	FH	GIR	SH	SS	PT	OTT	APR	ARG	T2G	PUT	TOT									
TS	Round 1	314	325	8	10	3	0	29	1.120	-1.391	-0.148	-0.420	-0.207	-0.627									
TS	Round 2	347	316	6	15	2	1	35	1.059	1.731	0.083	2.873	-2.305	0.568									

Strokes Gained Legend: OTT = Off the Tee   APR = Approach the Green   ARG = Around the Green   T2G = Tee to Green   PUT = Putting   TOT = Total Strokes Gained



## 2023 WM Phoenix Open Second Round Top Players



Course	Hole	1	2	3	4	5	6	7	8	9	Out	10	11	12	13	14	15	16	17	18	In	Total
TS TPC Scottsdale (Stadium)	Par	4	4	5	3	4	4	3	4	4	35	4	4	3	5	4	5	3	4	4	36	71

TS	Round 1	4	5	4	4	5	3	4	4	4	37	4	4	4	4	5	3	4	4	36	73	
TS	Round 2	4	4	4	3	4	4	3	4	4	34	4	4	3	5	5	4	3	3	36	70	143

**Cut Chris Kirk** +1

Strokes Gained Statistics

Course	DD1	DD2	FH	GIR	SH	SS	PT	OTT	APR	ARG	T2G	PUT	TOT
TS Round 1	287	298	7	11	4	1	29	-0.234	-0.182	0.228	-0.189	0.562	0.373
TS Round 2	327	292	5	12	2	2	29	0.222	-1.600	1.328	-0.050	-0.382	-0.432

TS	Round 1	5	4	4	2	5	3	4	4	5	36	5	4	3	4	4	4	4	4	36	72	
TS	Round 2	5	4	5	3	4	3	2	4	4	34	4	4	5	4	5	3	4	4	37	71	143

**Cut Andrew Putnam** +1

Strokes Gained Statistics

Course	DD1	DD2	FH	GIR	SH	SS	PT	OTT	APR	ARG	T2G	PUT	TOT
TS Round 1	283	283	8	12	3	1	31	-0.095	0.536	-1.151	-0.711	0.084	-0.627
TS Round 2	288	257	6	13	1	1	29	-0.253	-0.384	0.010	-0.627	1.195	0.568

TS	Round 1	4	4	5	3	5	3	4	4	4	36	4	4	4	5	5	3	4	3	37	73	
TS	Round 2	4	4	5	3	3	4	3	4	4	34	4	4	3	4	5	3	4	4	36	70	143

**Cut Alex Noren** +1

Strokes Gained Statistics

Course	DD1	DD2	FH	GIR	SH	SS	PT	OTT	APR	ARG	T2G	PUT	TOT
TS Round 1	293	300	6	13	2	0	34	-0.803	-0.163	-0.984	-1.951	0.324	-1.627
TS Round 2	304	302	5	10	2	1	24	-1.534	1.958	0.061	0.485	1.083	1.568

TS	Round 1	4	5	5	3	4	4	3	5	3	36	4	4	4	6	4	5	3	4	4	38	74
TS	Round 2	4	4	5	4	3	3	3	3	5	34	4	4	5	4	5	2	4	3	35	69	143

**Cut Doug Ghim** +1

Strokes Gained Statistics

Course	DD1	DD2	FH	GIR	SH	SS	PT	OTT	APR	ARG	T2G	PUT	TOT
TS Round 1	287	326	7	12	0	0	32	0.012	-0.440	1.459	1.030	-2.657	-1.627

Strokes Gained Legend: OTT = Off the Tee APR = Approach the Green ARG = Around the Green T2G = Tee to Green PUT = Putting TOT = Total Strokes Gained





2023 WM Phoenix Open  
Second Round Top Players



Course	Hole	1	2	3	4	5	6	7	8	9	Out	10	11	12	13	14	15	16	17	18	In	Total	
TS TPC Scottsdale (Stadium)	Par	4	4	5	3	4	4	3	4	4	35	4	4	3	5	4	5	3	4	4	36	71	
TS	Round 2	316	291	10	13	3	0	29				0.969	-1.567	-0.002	-0.600			2.168			1.568		
TS	Round 1		4	4	5	3	4	4	3	5	4	36	4	6	4	4	5	3	4	3	38	74	
TS	Round 2		3	4	5	2	4	4	2	4	5	33	4	5	2	4	5	3	4	4	36	69	
<b>Cut Tommy Fleetwood</b>		+1																					
Course		DD1	DD2	FH	GIR	SH	SS	PT	Strokes Gained Statistics						OTT	APR	ARG	T2G	PUT	TOT			
TS	Round 1	355	295	7	11	1	1	30	-0.683	0.178	0.663	0.157	0.216	0.373									
TS	Round 2	346	286	8	10	3	1	27	-0.519	0.233	0.396	0.110	-0.542	-0.432									
TS	Round 1		4	4	5	3	3	4	4	3	4	34	3	4	3	6	5	5	3	4	5	38	72
TS	Round 2		4	4	4	3	4	4	3	4	5	35	4	5	3	4	5	5	2	4	4	36	71
<b>Cut Garrick Higgo</b>		+1																					
Course		DD1	DD2	FH	GIR	SH	SS	PT	Strokes Gained Statistics						OTT	APR	ARG	T2G	PUT	TOT			
TS	Round 1	289	288	8	13	2	1	34	0.285	0.342	0.554	1.180	-1.807	-0.627									
TS	Round 2	315	281	7	10	1	0	29	0.763	0.300	1.019	2.082	-1.514	0.568									
TS	Round 1		4	4	4	3	4	5	3	4	4	35	4	5	4	5	4	4	3	4	5	38	73
TS	Round 2		4	4	4	3	4	4	3	5	4	35	4	4	3	4	5	4	3	4	4	35	70
<b>Cut Patrick Cantlay</b>		+1																					
Course		DD1	DD2	FH	GIR	SH	SS	PT	Strokes Gained Statistics						OTT	APR	ARG	T2G	PUT	TOT			
TS	Round 1	321	315	7	11	1	0	29	0.594	-0.669	-1.700	-1.776	1.149	-0.627									
TS	Round 2	361	294	5	14	2	0	32	0.847	0.110	-0.158	0.799	-0.231	0.568									
TS	Round 1		4	3	5	3	5	4	3	4	4	35	4	4	4	4	5	4	4	4	4	38	73
TS	Round 2		4	4	5	4	4	4	4	4	4	37	3	4	4	4	4	3	3	4	4	33	70
<b>Cut Tyler Duncan</b>		+1																					
Course		DD1	DD2	FH	GIR	SH	SS	PT	Strokes Gained Statistics						OTT	APR	ARG	T2G	PUT	TOT			

Strokes Gained Legend: OTT = Off the Tee APR = Approach the Green ARG = Around the Green T2G = Tee to Green PUT = Putting TOT = Total Strokes Gained





2023 WM Phoenix Open  
Second Round Top Players



Course	Hole	1	2	3	4	5	6	7	8	9	Out	10	11	12	13	14	15	16	17	18	In	Total
TS TPC Scottsdale (Stadium)	Par	4	4	5	3	4	4	3	4	4	35	4	4	3	5	4	5	3	4	4	36	71

TS	Round 1	304	316	9	11	1	1	30				0.626	1.244	0.240	2.109	-1.736	0.373							
TS	Round 2	318	307	12	13	1	0	33				1.300	1.628	-0.519	2.409	-2.841	-0.432							
TS	Round 1		4	4	④	②	⑤	⑤	3	4	4	35	4	4	3	5	4	④	⑤	4	4	37	72	
TS	Round 2		4	4	5	④	4	4	3	4	⑤	37	③	4	3	5	4	5	3	③	4	34	71	143

Cut Richy Werenski +1

Course	DD1	DD2	FH	GIR	SH	SS	PT	Strokes Gained Statistics															
	OTT	APR	ARG	T2G	PUT	TOT																	
TS Round 1	312	327	10	8	3	2	26	1.543	-2.754	0.397	-0.815	2.188	1.373										
TS Round 2	322	291	11	9	3	2	29	1.685	-1.057	-0.659	-0.031	-1.401	-1.432										
TS Round 1		⑤	4	④	3	③	4	3	4	4	34	4	4	④	5	4	5	3	4	4	37	71	
TS Round 2		⑤	4	5	3	4	4	④	4	4	37	4	③	3	④	⑤	④	3	⑤	4	35	72	143

Cut Kramer Hickok +2

Course	DD1	DD2	FH	GIR	SH	SS	PT	Strokes Gained Statistics															
	OTT	APR	ARG	T2G	PUT	TOT																	
TS Round 1	300	333	12	11	2	1	30	0.609	-1.752	-0.067	-1.211	1.584	0.373										
TS Round 2	307	286	7	13	3	1	32	-0.607	-0.402	0.204	-0.805	-0.627	-1.432										
TS Round 1		⑤	4	5	3	③	⑥	④	4	4	38	4	4	3	5	③	5	3	③	4	34	72	
TS Round 2		4	⑤	④	3	4	4	3	4	4	35	③	⑤	3	5	⑤	5	3	4	4	37	72	144

Cut Brendan Steele +2

Course	DD1	DD2	FH	GIR	SH	SS	PT	Strokes Gained Statistics															
	OTT	APR	ARG	T2G	PUT	TOT																	
TS Round 1	300	315	6	14	1	0	32	1.164	2.182	-1.182	2.163	-0.790	1.373										
TS Round 2	341	284	5	13	2	1	35	-0.581	0.731	-0.333	-0.183	-2.249	-2.432										
TS Round 1		4	4	⑥	②	⑤	4	3	4	⑤	37	4	4	3	④	4	5	3	③	4	34	71	
TS Round 2		4	4	⑥	3	⑤	4	3	⑤	⑤	39	③	4	④	④	4	5	3	③	4	34	73	144

Strokes Gained Legend: OTT = Off the Tee APR = Approach the Green ARG = Around the Green T2G = Tee to Green PUT = Putting TOT = Total Strokes Gained





## 2023 WM Phoenix Open Second Round Top Players



Course	Hole	1	2	3	4	5	6	7	8	9	Out	10	11	12	13	14	15	16	17	18	In	Total		
TS TPC Scottsdale (Stadium)	Par	4	4	5	3	4	4	3	4	4	35	4	4	3	5	4	5	3	4	4	36	71		
<b>Cut Troy Merritt</b>		+2																						
Course		DD1	DD2	FH	GIR	SH	SS	PT	Strokes Gained Statistics															
									OTT	APR	ARG	T2G	PUT	TOT										
TS	Round 1	317	295	7	12	1	0	30	0.421	1.922	0.003	2.345	0.028	2.373										
TS	Round 2	313	291	6	10	3	0	31	-0.683	-0.978	-0.674	-2.335	-1.097	-3.432										
TS	Round 1		4	4	5	②	③	4	3	4	4	3	④	⑤	⑥	3	4	4			37	70		
TS	Round 2		4	4	5	④	4	③	3	4	4	⑤	⑤	④	5	4	⑥	②	③	⑤	39	74	144	
<b>Cut Chez Reavie</b>		+2																						
Course		DD1	DD2	FH	GIR	SH	SS	PT	Strokes Gained Statistics															
									OTT	APR	ARG	T2G	PUT	TOT										
TS	Round 1	276	295	3	10	3	2	29	-1.661	-0.088	-1.760	-3.510	1.883	-1.627										
TS	Round 2	290	276	10	12	2	1	31	0.040	1.439	-0.121	1.358	-0.790	0.568										
TS	Round 1		4	4	④	3	4	4	⑤	4	⑤	3	4	4	3	4	4				37	74		
TS	Round 2		4	4	④	3	⑤	4	3	4	4	4	⑤	3	4	③				35	70	144		
<b>Cut Martin Laird</b>		+2																						
Course		DD1	DD2	FH	GIR	SH	SS	PT	Strokes Gained Statistics															
									OTT	APR	ARG	T2G	PUT	TOT										
TS	Round 1	276	292	9	8	4	2	31	0.296	-1.414	0.741	-0.378	-2.249	-2.627										
TS	Round 2	308	276	10	11	2	2	28	-0.536	1.792	-1.018	0.238	1.330	1.568										
TS	Round 1		4	⑤	5	3	4	4	3	⑤	⑤	4	③	4	3	4	4				37	75		
TS	Round 2		③	4	5	3	4	4	3	4	4	③	⑤	3	5	4	5	3	③	4	35	69	144	
<b>Cut Lee Hodges</b>		+2																						
Course		DD1	DD2	FH	GIR	SH	SS	PT	Strokes Gained Statistics															
									OTT	APR	ARG	T2G	PUT	TOT										
TS	Round 1	265	323	8	11	1	1	31	0.122	0.606	0.639	1.366	-0.993	0.373										
TS	Round 2	305	294	8	9	1	1	29	0.911	-2.376	0.884	-0.581	-0.851	-1.432										
TS	Round 1		4	4	④	3	③	4	④	4	⑤	4	③	③	4	④	③	③			37	72		
TS	Round 2		4	4	④	④	③	⑤	②	4	4	④	4	⑥	3	4	4				38	72	144	

Strokes Gained Legend: OTT = Off the Tee   APR = Approach the Green   ARG = Around the Green   T2G = Tee to Green   PUT = Putting   TOT = Total Strokes Gained



2023 WM Phoenix Open  
Second Round Top Players



Course	Hole	1	2	3	4	5	6	7	8	9	Out	10	11	12	13	14	15	16	17	18	In	Total
TS TPC Scottsdale (Stadium)	Par	4	4	5	3	4	4	3	4	4	35	4	4	3	5	4	5	3	4	4	36	71

Cut Matt Wallace +2

Course	DD1	DD2	FH	GIR	SH	SS	PT	OTT	APR	ARG	T2G	PUT	TOT			
TS Round 1	328	319	3	9	1	0	28	-0.742	-1.613	0.789	-1.567	0.940	-0.627			
TS Round 2	323	299	5	8	3	2	27	-1.713	-0.909	1.913	-0.709	0.277	-0.432			
TS Round 1	4	4	5	3	5	5	4	4	4	4	3	4	4	35	73	
TS Round 2	4	5	4	3	4	4	3	4	4	5	3	3	5	36	71	144

Strokes Gained Statistics

Cut Ricky Barnes +2

Course	DD1	DD2	FH	GIR	SH	SS	PT	OTT	APR	ARG	T2G	PUT	TOT			
TS Round 1	313	302	2	8	2	1	27	-2.013	0.090	0.429	-1.495	0.868	-0.627			
TS Round 2	349	313	4	11	4	1	29	-3.197	1.418	-0.187	-1.966	1.534	-0.432			
TS Round 1	5	4	5	3	5	4	3	4	4	4	3	5	4	36	73	
TS Round 2	4	5	3	3	4	3	5	4	3	4	3	4	3	37	71	144

Strokes Gained Statistics

Cut Russell Knox +3

Course	DD1	DD2	FH	GIR	SH	SS	PT	OTT	APR	ARG	T2G	PUT	TOT				
TS Round 1	286	297	8	12	2	0	30	-1.688	2.714	0.119	1.144	-1.771	-0.627				
TS Round 2	328	272	11	11	1	0	31	0.590	-0.352	-0.804	-0.566	-0.866	-1.432				
TS Round 1	5	4	5	4	4	3	4	5	3	4	4	3	4	4	36	73	
TS Round 2	4	5	6	3	3	4	4	5	5	4	4	3	4	4	33	72	145

Strokes Gained Statistics

Cut Russell Henley +3

Course	DD1	DD2	FH	GIR	SH	SS	PT	OTT	APR	ARG	T2G	PUT	TOT		
TS Round 1	270	265	9	9	4	2	30	-0.744	-3.137	-0.441	-4.323	-1.304	-5.627		
TS Round 2	310	290	10	12	1	0	27	0.949	0.531	0.597	2.077	1.491	3.568		
TS Round 1	4	4	5	3	4	3	4	5	5	4	5	4	4	41	78

Strokes Gained Statistics

Strokes Gained Legend: OTT = Off the Tee APR = Approach the Green ARG = Around the Green T2G = Tee to Green PUT = Putting TOT = Total Strokes Gained







## 2023 WM Phoenix Open Second Round Top Players



Course	Hole	1	2	3	4	5	6	7	8	9	Out	10	11	12	13	14	15	16	17	18	In	Total	
TS TPC Scottsdale (Stadium)	Par	4	4	5	3	4	4	3	4	4	35	4	4	3	5	4	5	3	4	4	36	71	
TS	Round 2	4	4	④	3	4	4	3	4	⑤	35	③	⑤	②	④	③	④	3	4	4	32	67	145
<b>Cut Tom Hoge</b>		+3																					
Course		DD1	DD2	FH	GIR	SH	SS	PT	Strokes Gained Statistics						OTT	APR	ARG	T2G	PUT	TOT			
TS	Round 1	271	303	7	13	0	0	31	0.430	0.878	0.260	1.567	-0.194	1.373									
TS	Round 2	308	260	6	10	1	1	30	-2.789	1.953	0.825	-0.011	-3.421	-3.432									
TS	Round 1	4	4	④	3	4	4	3	4	4	34	4	4	3	5	⑤	5	3	4	4	37	71	
TS	Round 2	4	⑤	③	3	4	4	④	⑤	4	36	4	4	3	④	⑥	5	3	③	⑥	38	74	145
<b>Cut Matthias Schwab</b>		+3																					
Course		DD1	DD2	FH	GIR	SH	SS	PT	Strokes Gained Statistics						OTT	APR	ARG	T2G	PUT	TOT			
TS	Round 1	301	341	6	7	1	0	27	-2.573	-0.056	1.121	-1.509	-0.118	-1.627									
TS	Round 2	320	293	9	12	0	0	30	0.878	-1.391	-0.655	-1.168	0.736	-0.432									
TS	Round 1	4	4	⑥	②	4	4	④	4	4	36	4	⑤	3	5	⑤	④	④	4	4	38	74	
TS	Round 2	4	4	④	3	4	4	②	⑤	4	34	⑤	4	④	5	4	5	②	4	4	37	71	145
<b>Cut Doc Redman</b>		+3																					
Course		DD1	DD2	FH	GIR	SH	SS	PT	Strokes Gained Statistics						OTT	APR	ARG	T2G	PUT	TOT			
TS	Round 1	273	292	10	11	4	1	31	0.461	-0.428	-0.617	-0.585	-0.042	-0.627									
TS	Round 2	293	279	9	12	2	1	30	-0.486	-0.319	-0.893	-1.698	0.266	-1.432									
TS	Round 1	⑤	4	④	②	③	4	3	⑤	⑤	35	4	4	④	5	⑤	5	3	4	4	38	73	
TS	Round 2	4	4	④	④	③	4	3	4	4	34	4	⑤	3	⑥	4	5	3	4	4	38	72	145
<b>Cut Stephan Jaeger</b>		+3																					
Course		DD1	DD2	FH	GIR	SH	SS	PT	Strokes Gained Statistics						OTT	APR	ARG	T2G	PUT	TOT			
TS	Round 1	306	309	5	10	1	1	32	-1.862	-1.660	0.617	-2.906	-0.721	-3.627									
TS	Round 2	335	309	6	13	3	1	29	0.485	0.892	1.494	2.871	-1.303	1.568									

Strokes Gained Legend: OTT = Off the Tee   APR = Approach the Green   ARG = Around the Green   T2G = Tee to Green   PUT = Putting   TOT = Total Strokes Gained



## 2023 WM Phoenix Open Second Round Top Players



Course	Hole	1	2	3	4	5	6	7	8	9	Out	10	11	12	13	14	15	16	17	18	In	Total		
TS TPC Scottsdale (Stadium)	Par	4	4	5	3	4	4	3	4	4	35	4	4	3	5	4	5	3	4	4	36	71		
TS	Round 1	4	4	5	4	4	4	4	4	3	36	4	5	3	5	4	6	3	4	6	40	76		
TS	Round 2	4	3	4	3	4	4	2	4	4	32	5	3	3	5	5	5	3	4	4	37	69	145	
<b>Cut Collin Morikawa</b>		+3																						
Course		DD1	DD2	FH	GIR	SH	SS	PT	Strokes Gained Statistics															
									OTT	APR	ARG	T2G	PUT	TOT										
TS	Round 1	282	305	9	10	3	0	29	0.753	0.328	-1.191	-0.111	-0.516	-0.627										
TS	Round 2	321	308	8	9	0	0	29	-0.163	1.387	-0.898	0.326	-1.758	-1.432										
TS	Round 1		5	4	5	3	4	4	3	4	4	36	4	4	4	5	5	4	3	3	5	37	73	
TS	Round 2		4	4	5	4	4	4	3	4	4	36	3	4	3	6	4	4	4	4	4	36	72	145
<b>Cut Mackenzie Hughes</b>		+3																						
Course		DD1	DD2	FH	GIR	SH	SS	PT	Strokes Gained Statistics															
									OTT	APR	ARG	T2G	PUT	TOT										
TS	Round 1	272	345	9	13	1	1	33	0.834	-1.018	0.031	-0.154	-1.473	-1.627										
TS	Round 2	309	284	7	10	1	0	26	-0.068	-1.791	-0.847	-2.706	2.274	-0.432										
TS	Round 1		4	4	5	3	4	5	3	4	4	36	4	6	3	4	5	4	3	4	5	38	74	
TS	Round 2		3	5	5	4	4	5	3	4	4	37	4	4	4	4	4	3	3	4	4	34	71	145
<b>Cut Michael Thompson</b>		+4																						
Course		DD1	DD2	FH	GIR	SH	SS	PT	Strokes Gained Statistics															
									OTT	APR	ARG	T2G	PUT	TOT										
TS	Round 1	292	280	9	11	1	1	33	0.936	-0.796	-1.222	-1.083	-2.544	-3.627										
TS	Round 2	294	283	10	11	3	0	26	0.148	-1.764	-0.801	-2.417	2.985	0.568										
TS	Round 1		5	5	4	4	5	4	3	4	4	38	4	4	3	5	5	3	4	5	38	76		
TS	Round 2		3	5	4	2	4	3	3	4	3	31	4	5	5	5	4	5	3	3	5	39	70	146
<b>Cut Dalton Ward</b>		+4																						
Course		DD1	DD2	FH	GIR	SH	SS	PT	Strokes Gained Statistics															
									OTT	APR	ARG	T2G	PUT	TOT										
TS	Round 1	310	269	7	15	2	0	33	-0.409	1.369	-0.808	0.151	-0.778	-0.627										
TS	Round 2	303	295	9	14	1	0	33	0.480	0.700	-0.780	0.400	-2.832	-2.432										

Strokes Gained Legend: OTT = Off the Tee   APR = Approach the Green   ARG = Around the Green   T2G = Tee to Green   PUT = Putting   TOT = Total Strokes Gained



## 2023 WM Phoenix Open Second Round Top Players



Course	Hole	1	2	3	4	5	6	7	8	9	Out	10	11	12	13	14	15	16	17	18	In	Total
TS TPC Scottsdale (Stadium)	Par	4	4	5	3	4	4	3	4	4	35	4	4	3	5	4	5	3	4	4	36	71

TS	Round 1	5	6	4	3	3	3	4	4	4	36	4	4	3	4	4	5	4	5	4	37	73	
TS	Round 2	5	4	5	4	4	4	3	4	4	37	4	4	3	4	5	5	3	4	4	36	73	146

**Cut Kevin Streelman** +4

Course	DD1	DD2	FH	GIR	SH	SS	PT	Strokes Gained Statistics						Out	In	Total						
								OTT	APR	ARG	T2G	PUT	TOT									
TS Round 1	287	286	8	11	2	1	32	0.136	-0.825	1.277	0.587	-2.214	-1.627									
TS Round 2	317	292	9	11	2	0	30	-1.393	-0.225	-0.131	-1.749	0.317	-1.432									
TS Round 1	5	5	5	3	4	5	4	3	4	4	38	4	4	4	5	2	4	4	36	74		
TS Round 2	4	4	4	3	3	4	3	4	4	33	4	5	3	5	4	5	3	5	5	39	72	146

**Cut Taylor Montgomery** +4

Course	DD1	DD2	FH	GIR	SH	SS	PT	Strokes Gained Statistics						Out	In	Total						
								OTT	APR	ARG	T2G	PUT	TOT									
TS Round 1	287	303	6	7	2	1	29	-1.824	-1.684	-0.461	-3.970	1.343	-2.627									
TS Round 2	356	312	5	12	0	0	30	-0.723	1.476	0.157	0.910	-1.342	-0.432									
TS Round 1	4	4	5	2	4	4	3	5	4	35	5	6	4	4	5	6	3	3	4	40	75	
TS Round 2	4	4	3	3	4	3	3	4	4	32	4	4	5	5	4	5	4	5	3	39	71	146

**Cut Robert Streb** +4

Course	DD1	DD2	FH	GIR	SH	SS	PT	Strokes Gained Statistics						Out	In	Total						
								OTT	APR	ARG	T2G	PUT	TOT									
TS Round 1	293	325	5	9	2	0	25	0.040	-1.645	2.477	0.871	0.502	1.373									
TS Round 2	336	300	7	10	5	0	33	-0.792	-0.747	-0.302	-1.841	-2.591	-4.432									
TS Round 1	5	3	4	3	4	3	4	4	33	4	4	3	4	5	5	5	4	4	38	71		
TS Round 2	4	4	5	3	4	5	3	5	5	38	5	5	4	4	4	4	3	4	4	37	75	146

**Cut Peter Malnati** +4

Course	DD1	DD2	FH	GIR	SH	SS	PT	Strokes Gained Statistics						Out	In	Total
								OTT	APR	ARG	T2G	PUT	TOT			
TS Round 1	274	306	4	10	1	1	29	-0.765	-1.460	0.419	-1.807	1.180	-0.627			

Strokes Gained Legend: OTT = Off the Tee APR = Approach the Green ARG = Around the Green T2G = Tee to Green PUT = Putting TOT = Total Strokes Gained





## 2023 WM Phoenix Open Second Round Top Players



Course	Hole	1	2	3	4	5	6	7	8	9	Out	10	11	12	13	14	15	16	17	18	In	Total
TS TPC Scottsdale (Stadium)	Par	4	4	5	3	4	4	3	4	4	35	4	4	3	5	4	5	3	4	4	36	71

TS	Round 2	315	307	6	11	3	0	28				-1.358	-0.171	-1.400	-2.929	0.497	-2.432						
TS	Round 1		③ 4	5	3	4	5	3	4	4	35	③	5	4	5	5	3	4	4	38	73		
TS	Round 2		4	③ ④	4	4	4	3	5	5	36	4	5	3	④	4	5	②	4	6	37	73	146

**Cut Matthew NeSmith** +4

Course	DD1	DD2	FH	GIR	SH	SS	PT	Strokes Gained Statistics														
								OTT	APR	ARG	T2G	PUT	TOT									
TS Round 1	282	286	5	9	4	1	34	-1.382	-1.149	-2.058	-4.590	-2.037	-6.627									
TS Round 2	294	301	3	13	3	3	28	-1.179	1.363	1.171	1.355	2.213	3.568									
TS Round 1		4	5	3	4	5	4	4	5	39	4	4	3	6	6	6	②	4	5	40	79	
TS Round 2		4	③	5	3	③	4	3	4	33	4	4	3	④	4	5	3	③	4	34	67	146

**Cut Davis Riley** +5

Course	DD1	DD2	FH	GIR	SH	SS	PT	Strokes Gained Statistics															
								OTT	APR	ARG	T2G	PUT	TOT										
TS Round 1	305	318	6	9	1	0	30	0.224	0.491	-0.716	-0.002	-0.625	-0.627										
TS Round 2	336	289	6	7	3	1	28	-1.030	-1.702	-1.978	-4.710	1.278	-3.432										
TS Round 1		5	5	④	3	4	4	3	5	5	38	③	5	3	④	4	④	3	5	4	35	73	
TS Round 2		4	4	6	②	4	4	3	4	4	35	4	5	4	④	5	3	5	4	39	74	147	

**Cut Patton Kizzire** +5

Course	DD1	DD2	FH	GIR	SH	SS	PT	Strokes Gained Statistics														
								OTT	APR	ARG	T2G	PUT	TOT									
TS Round 1	300	309	8	11	2	1	31	0.680	-0.048	0.520	1.151	0.222	1.373									
TS Round 2	314	282	6	12	2	1	33	-1.919	-0.536	-0.762	-3.217	-2.215	-5.432									
TS Round 1		4	4	④	4	4	4	4	4	36	4	4	3	5	4	④	3	4	4	35	71	
TS Round 2		4	4	④	3	5	4	3	4	36	4	4	3	5	5	④	4	4	7	40	76	147

**Cut J.J. Spaun** +5

Course	DD1	DD2	FH	GIR	SH	SS	PT	Strokes Gained Statistics						
								OTT	APR	ARG	T2G	PUT	TOT	

Strokes Gained Legend: OTT = Off the Tee APR = Approach the Green ARG = Around the Green T2G = Tee to Green PUT = Putting TOT = Total Strokes Gained





## 2023 WM Phoenix Open Second Round Top Players



Course	Hole	1	2	3	4	5	6	7	8	9	Out	10	11	12	13	14	15	16	17	18	In	Total	
TS TPC Scottsdale (Stadium)	Par	4	4	5	3	4	4	3	4	4	35	4	4	3	5	4	5	3	4	4	36	71	
TS	Round 1	293	297	5	8	4	0	31				-0.606	-1.911	-2.082	-4.600	-1.027	-5.627						
TS	Round 2	332	296	10	14	1	1	31				1.724	0.277	-0.429	1.572	-0.004	1.568						
TS	Round 1		5	5	3	4	4	3	4	5	38	4	5	5	5	4	3	4			40	78	
TS	Round 2		4	4	5	3	4	4	3	4	36	5	4	3	4	4	3	3	3		33	69	147
<b>Cut Adam Svensson</b>		+5										Strokes Gained Statistics											
Course		DD1	DD2	FH	GIR	SH	SS	PT				OTT	APR	ARG	T2G	PUT	TOT						
TS	Round 1	286	298	4	5	3	2	27				-2.267	-1.173	1.049	-2.392	-0.235	-2.627						
TS	Round 2	316	281	7	13	1	1	33				-0.684	1.162	-0.864	-0.386	-1.046	-1.432						
TS	Round 1		4	4	6	3	3	4	5	36	4	5	3	5	4	5	3	5	5		39	75	
TS	Round 2		6	4	4	3	4	4	3	6	3	3	5	4	4	4	3	4	4		35	72	147
<b>Cut J.T. Poston</b>		+5										Strokes Gained Statistics											
Course		DD1	DD2	FH	GIR	SH	SS	PT				OTT	APR	ARG	T2G	PUT	TOT						
TS	Round 1	305	303	7	9	2	1	32				-0.018	-1.802	-0.514	-2.335	-2.292	-4.627						
TS	Round 2	329	310	6	12	2	1	27				0.634	-0.691	-0.260	-0.317	0.885	0.568						
TS	Round 1		4	5	5	3	4	5	4	4	39	4	5	3	5	4	5	4	4	4	38	77	
TS	Round 2		3	5	4	3	4	4	3	4	34	5	4	4	4	3	5	3	3	5	36	70	147
<b>Cut Davis Thompson</b>		+5										Strokes Gained Statistics											
Course		DD1	DD2	FH	GIR	SH	SS	PT				OTT	APR	ARG	T2G	PUT	TOT						
TS	Round 1	313	321	9	7	3	2	27				1.762	-3.266	0.804	-0.701	-0.926	-1.627						
TS	Round 2	362	285	6	12	1	0	31				-0.517	0.150	-1.083	-1.450	-0.982	-2.432						
TS	Round 1		4	5	5	3	4	4	4	4	38	4	4	3	4	4	5	4	4		36	74	
TS	Round 2		4	4	4	3	6	4	3	4	36	4	5	3	5	4	4	3	4	5	37	73	147

Strokes Gained Legend: OTT = Off the Tee APR = Approach the Green ARG = Around the Green T2G = Tee to Green PUT = Putting TOT = Total Strokes Gained



## 2023 WM Phoenix Open Second Round Top Players



Course	Hole	1	2	3	4	5	6	7	8	9	Out	10	11	12	13	14	15	16	17	18	In	Total	
TS TPC Scottsdale (Stadium)	Par	4	4	5	3	4	4	3	4	4	35	4	4	3	5	4	5	3	4	4	36	71	
<b>Cut Rory Sabbatini</b> +5																							
Course		DD1	DD2	FH	GIR	SH	SS	PT	Strokes Gained Statistics						OTT	APR	ARG	T2G	PUT	TOT			
TS	Round 1	262	297	7	7	0	0	32	-0.294	-1.552	-1.512	-3.359	-2.268	-5.627									
TS	Round 2	310	261	9	13	2	0	30	0.751	1.290	0.630	2.671	-1.103	1.568									
TS	Round 1		4	4	5	4	4	3	6	4	38	4	5	4	5	4	6	4	4	4	40	78	
TS	Round 2		4	4	4	3	4	4	3	4	35	4	4	2	5	4	4	3	4	4	34	69	147
<b>Cut Brendon Todd</b> +5																							
Course		DD1	DD2	FH	GIR	SH	SS	PT	Strokes Gained Statistics						OTT	APR	ARG	T2G	PUT	TOT			
TS	Round 1	277	313	7	11	2	0	32	-0.501	-0.054	-1.519	-2.075	-0.552	-2.627									
TS	Round 2	300	292	14	12	0	0	31	0.987	-1.518	0.066	-0.465	-0.967	-1.432									
TS	Round 1		5	4	5	4	4	3	4	6	39	4	4	3	5	4	5	3	5	3	36	75	
TS	Round 2		4	4	5	4	5	4	2	4	37	4	4	3	4	4	5	3	4	4	35	72	147
<b>Cut Denny McCarthy</b> +5																							
Course		DD1	DD2	FH	GIR	SH	SS	PT	Strokes Gained Statistics						OTT	APR	ARG	T2G	PUT	TOT			
TS	Round 1	288	309	8	11	1	0	32	0.993	-0.575	-2.092	-1.675	-0.952	-2.627									
TS	Round 2	286	290	9	10	3	0	30	-1.643	0.130	0.965	-0.548	-0.884	-1.432									
TS	Round 1		5	5	5	3	4	4	3	4	36	4	4	3	5	5	5	4	4	5	39	75	
TS	Round 2		4	3	4	3	4	4	3	4	32	3	6	4	6	4	4	3	5	5	40	72	147
<b>Cut Max McGreevy</b> +6																							
Course		DD1	DD2	FH	GIR	SH	SS	PT	Strokes Gained Statistics						OTT	APR	ARG	T2G	PUT	TOT			
TS	Round 1	297	296	6	12	1	1	31	-0.975	3.140	-0.207	1.957	-0.584	1.373									
TS	Round 2	300	270	9	6	4	3	28	-0.453	-3.072	-2.538	-6.063	-0.369	-6.432									
TS	Round 1		5	4	3	3	4	4	3	4	35	4	5	3	4	5	3	4	4	4	36	71	
TS	Round 2		4	4	5	3	4	5	3	5	37	6	6	4	5	4	5	3	3	4	40	77	148

Strokes Gained Legend: OTT = Off the Tee APR = Approach the Green ARG = Around the Green T2G = Tee to Green PUT = Putting TOT = Total Strokes Gained



## 2023 WM Phoenix Open Second Round Top Players



Course	Hole	1	2	3	4	5	6	7	8	9	Out	10	11	12	13	14	15	16	17	18	In	Total
TS TPC Scottsdale (Stadium)	Par	4	4	5	3	4	4	3	4	4	35	4	4	3	5	4	5	3	4	4	36	71

### Cut Austin Smotherman +6

Course		DD1	DD2	FH	GIR	SH	SS	PT	Strokes Gained Statistics						TOT								
		OTT	APR	ARG	T2G	PUT							TOT										
TS	Round 1	296	328	9	8	4	1	31	1.215	-0.544	-1.367	-0.697	-1.930	-2.627									
TS	Round 2	328	294	8	10	1	1	33	1.054	-0.067	-1.371	-0.384	-2.048	-2.432									
TS	Round 1	4	4	④	3	⑤	⑤	④	4	4	37	⑤	⑤	3	④	4	5	3	4	⑤	38	75	
TS	Round 2	4	⑤	④	④	4	4	3	4	⑤	37	4	4	3	④	4	⑥	3	4	4	36	73	148

### Cut Emiliano Grillo +6

Course		DD1	DD2	FH	GIR	SH	SS	PT	Strokes Gained Statistics						TOT								
		OTT	APR	ARG	T2G	PUT							TOT										
TS	Round 1	288	310	4	8	1	0	30	-1.011	-0.916	-0.719	-2.647	-0.980	-3.627									
TS	Round 2	332	265	9	11	3	2	31	0.563	-0.460	-0.744	-0.641	-0.791	-1.432									
TS	Round 1	⑤	4	5	②	4	⑤	⑤	⑤	③	38	4	⑤	②	5	⑤	⑥	3	4	4	38	76	
TS	Round 2	4	4	④	3	4	4	3	⑥	4	36	4	⑤	④	④	⑤	④	3	③	4	36	72	148

### Cut Chad Ramey +6

Course		DD1	DD2	FH	GIR	SH	SS	PT	Strokes Gained Statistics						TOT								
		OTT	APR	ARG	T2G	PUT							TOT										
TS	Round 1	280	276	6	7	2	1	31	-2.367	-1.476	0.111	-3.733	-1.894	-5.627									
TS	Round 2	301	296	9	12	2	1	27	1.073	-2.504	-0.986	-2.417	2.985	0.568									
TS	Round 1	4	⑤	④	④	4	4	3	4	4	36	4	⑥	3	⑥	⑤	⑥	3	4	⑤	42	78	
TS	Round 2	③	③	⑥	3	③	⑤	3	4	4	34	③	4	3	5	⑤	5	3	③	⑤	36	70	148

### Cut Callum Tarren +6

Course		DD1	DD2	FH	GIR	SH	SS	PT	Strokes Gained Statistics						TOT							
		OTT	APR	ARG	T2G	PUT							TOT									
TS	Round 1	310	320	5	10	4	3	30	-1.826	0.396	-0.417	-1.848	1.221	-0.627								
TS	Round 2	317	291	7	8	0	0	28	0.618	-1.898	-0.426	-1.706	-2.726	-4.432								
TS	Round 1	4	⑤	④	3	4	⑤	3	③	③	34	4	⑤	④	5	4	5	3	4	⑤	39	73

Strokes Gained Legend: OTT = Off the Tee APR = Approach the Green ARG = Around the Green T2G = Tee to Green PUT = Putting TOT = Total Strokes Gained





## 2023 WM Phoenix Open Second Round Top Players



Course	Hole	1	2	3	4	5	6	7	8	9	Out	10	11	12	13	14	15	16	17	18	In	Total	
TS TPC Scottsdale (Stadium)	Par	4	4	5	3	4	4	3	4	4	35	4	4	3	5	4	5	3	4	4	36	71	
TS	Round 2	4	4	5	3	4	4	3	5	4	36	5	4	4	4	4	6	3	4	5	39	75	148
<b>Cut Mark Hubbard</b>		+7																					
Course		DD1	DD2	FH	GIR	SH	SS	PT	Strokes Gained Statistics						OTT	APR	ARG	T2G	PUT	TOT			
TS	Round 1	293	300	8	6	1	1	27	0.456	-1.628	-0.523	-1.696	0.069	-1.627									
TS	Round 2	316	278	7	7	2	0	29	-0.830	-0.859	-0.354	-2.043	-2.389	-4.432									
TS	Round 1	5	4	5	3	4	4	3	5	5	38	4	4	3	4	5	4	3	4	5	36	74	
TS	Round 2	4	5	5	3	5	5	4	4	5	40	3	5	3	5	4	6	2	3	4	35	75	149
<b>Cut Christiaan Bezuidenhout</b>		+7																					
Course		DD1	DD2	FH	GIR	SH	SS	PT	Strokes Gained Statistics						OTT	APR	ARG	T2G	PUT	TOT			
TS	Round 1	296	311	6	8	2	1	30	-0.497	-0.585	-1.211	-2.294	-1.333	-3.627									
TS	Round 2	254	294	10	11	3	1	30	-0.311	-1.619	1.208	-0.722	-1.710	-2.432									
TS	Round 1	4	4	5	3	3	5	4	4	5	37	4	5	3	4	5	5	5	4	3	39	76	
TS	Round 2	4	4	5	3	4	5	2	5	4	36	4	4	4	5	4	6	3	4	3	37	73	149
<b>Cut J.B. Holmes</b>		+7																					
Course		DD1	DD2	FH	GIR	SH	SS	PT	Strokes Gained Statistics						OTT	APR	ARG	T2G	PUT	TOT			
TS	Round 1	313	314	7	11	2	0	31	1.001	-0.829	-1.289	-1.118	-0.509	-1.627									
TS	Round 2	328	301	5	11	2	0	33	-1.860	0.794	-1.572	-2.638	-1.794	-4.432									
TS	Round 1	4	4	5	2	4	4	4	5	4	36	4	4	3	5	4	5	5	3	5	38	74	
TS	Round 2	4	4	5	3	5	3	4	4	4	35	5	4	3	6	5	5	4	4	4	40	75	149
<b>Cut Brian Gay</b>		+7																					
Course		DD1	DD2	FH	GIR	SH	SS	PT	Strokes Gained Statistics						OTT	APR	ARG	T2G	PUT	TOT			
TS	Round 1	302	317	8	8	2	0	29	-0.269	-2.589	-0.614	-3.473	-0.154	-3.627									
TS	Round 2	316	280	7	10	2	2	29	-1.593	-2.525	1.470	-2.648	0.216	-2.432									

Strokes Gained Legend: OTT = Off the Tee   APR = Approach the Green   ARG = Around the Green   T2G = Tee to Green   PUT = Putting   TOT = Total Strokes Gained





## 2023 WM Phoenix Open Second Round Top Players



Course	Hole	1	2	3	4	5	6	7	8	9	Out	10	11	12	13	14	15	16	17	18	In	Total	
TS TPC Scottsdale (Stadium)	Par	4	4	5	3	4	4	3	4	4	35	4	4	3	5	4	5	3	4	4	36	71	
TS	Round 1	6	4	5	4	5	5	3	5	4	41	4	5	3	4	3	4	3	3	6	35	76	
TS	Round 2	4	5	5	2	4	4	3	5	4	36	4	5	3	4	4	6	3	4	4	37	73	149
<b>Cut Brett White</b>												Strokes Gained Statistics											
Course		DD1	DD2	FH	GIR	SH	SS	PT							OTT	APR	ARG	T2G	PUT	TOT			
TS	Round 1	315	299	4	9	1	0	28							-0.173	-1.169	-0.764	-2.107	-0.520	-2.627			
TS	Round 2	349	318	6	7	0	0	28							0.508	-2.148	-1.446	-3.086	-0.346	-3.432			
TS	Round 1	4	6	5	4	4	4	3	4	5	39	4	4	3	6	5	4	3	3	4	36	75	
TS	Round 2	5	3	5	4	4	4	3	4	5	37	4	4	3	6	3	5	4	4	4	37	74	149
<b>Cut Nick Watney</b>												Strokes Gained Statistics											
Course		DD1	DD2	FH	GIR	SH	SS	PT							OTT	APR	ARG	T2G	PUT	TOT			
TS	Round 1	303	324	4	6	1	0	25							-2.568	-2.190	0.437	-4.322	1.695	-2.627			
TS	Round 2	360	280	4	11	2	2	30							-5.176	1.105	0.144	-3.927	0.495	-3.432			
TS	Round 1	5	6	5	4	4	5	3	5	4	41	3	4	3	5	4	4	3	5	3	34	75	
TS	Round 2	6	4	5	4	3	4	3	4	5	38	4	5	3	4	4	6	3	3	4	36	74	149
<b>Cut Kevin Kisner</b>												Strokes Gained Statistics											
Course		DD1	DD2	FH	GIR	SH	SS	PT							OTT	APR	ARG	T2G	PUT	TOT			
TS	Round 1	282	298	8	8	1	0	28							-0.285	-1.177	0.069	-1.394	-0.233	-1.627			
TS	Round 2	309	280	3	9	3	0	31							-4.103	1.658	-1.531	-3.976	-1.456	-5.432			
TS	Round 1	5	5	7	4	3	4	3	4	3	38	4	5	3	4	5	5	2	4	4	36	74	
TS	Round 2	4	5	4	3	3	5	4	5	4	37	4	4	3	4	4	6	5	4	5	39	76	150
<b>Cut Andre Metzger</b>												Strokes Gained Statistics											
Course		DD1	DD2	FH	GIR	SH	SS	PT							OTT	APR	ARG	T2G	PUT	TOT			
TS	Round 1	304	294	8	10	1	0	34							0.446	-0.082	-0.856	-0.493	-4.134	-4.627			
TS	Round 2	314	293	10	9	1	0	28							0.398	0.004	-0.519	-0.117	-2.315	-2.432			

Strokes Gained Legend: OTT = Off the Tee   APR = Approach the Green   ARG = Around the Green   T2G = Tee to Green   PUT = Putting   TOT = Total Strokes Gained



## 2023 WM Phoenix Open Second Round Top Players



Course	Hole	1	2	3	4	5	6	7	8	9	Out	10	11	12	13	14	15	16	17	18	In	Total
TS TPC Scottsdale (Stadium)	Par	4	4	5	3	4	4	3	4	4	35	4	4	3	5	4	5	3	4	4	36	71
TS	Round 1	4	4	6	3	4	4	4	5	5	39	3	4	3	5	4	6	4	4	5	38	77
TS	Round 2	4	4	4	3	4	3	5	3	3	33	4	4	5	5	5	5	3	4	5	40	73
<b>Cut Shane Lowry</b>		+9										Strokes Gained Statistics										
Course		DD1	DD2	FH	GIR	SH	SS	PT				OTT	APR	ARG	T2G	PUT	TOT					
TS	Round 1	286	318	7	11	2	1	31				-0.622	-0.565	0.489	-0.699	-1.928	-2.627					
TS	Round 2	315	295	5	10	0	0	31				-0.557	-1.537	-2.093	-4.187	-1.245	-5.432					
TS	Round 1	4	4	5	4	4	3	4	5	37	4	5	3	5	4	4	3	5	5	38	75	
TS	Round 2	4	4	5	4	5	5	3	5	5	40	4	4	4	4	5	3	3	5	36	76	
<b>Cut Andrew Landry</b>		+9										Strokes Gained Statistics										
Course		DD1	DD2	FH	GIR	SH	SS	PT				OTT	APR	ARG	T2G	PUT	TOT					
TS	Round 1	287	287	6	8	3	3	27				-0.078	-2.066	0.377	-1.768	2.141	0.373					
TS	Round 2	289	290	8	9	3	0	32				0.393	-2.172	-3.516	-5.295	-3.137	-8.432					
TS	Round 1	4	4	5	3	4	3	4	5	35	4	4	3	4	4	6	3	4	5	37	72	
TS	Round 2	5	4	6	4	4	6	5	4	5	43	4	4	4	4	5	5	3	3	4	36	79
<b>Cut Harris English</b>		+9										Strokes Gained Statistics										
Course		DD1	DD2	FH	GIR	SH	SS	PT				OTT	APR	ARG	T2G	PUT	TOT					
TS	Round 1	297	315	3	8	6	2	24				-1.345	-2.072	2.472	-0.946	1.319	0.373					
TS	Round 2	292	316	5	8	3	0	32				-4.971	-1.483	-1.961	-8.415	-0.017	-8.432					
TS	Round 1	4	4	4	4	4	3	4	4	35	4	5	3	5	4	4	3	5	4	37	72	
TS	Round 2	4	4	4	3	4	4	3	4	4	34	4	7	4	6	5	7	3	4	5	45	79
<b>Cut Francesco Molinari</b>		+10										Strokes Gained Statistics										
Course		DD1	DD2	FH	GIR	SH	SS	PT				OTT	APR	ARG	T2G	PUT	TOT					
TS	Round 1	285	333	9	10	2	0	31				0.979	-1.191	-0.389	-0.602	-2.025	-2.627					

Strokes Gained Legend: OTT = Off the Tee   APR = Approach the Green   ARG = Around the Green   T2G = Tee to Green   PUT = Putting   TOT = Total Strokes Gained



## 2023 WM Phoenix Open Second Round Top Players



Course	Hole	1	2	3	4	5	6	7	8	9	Out	10	11	12	13	14	15	16	17	18	In	Total		
TS TPC Scottsdale (Stadium)	Par	4	4	5	3	4	4	3	4	4	35	4	4	3	5	4	5	3	4	4	36	71		
TS	Round 2	311	301	9		8		2		1	31			-1.648	-1.704	-1.083	-4.435	-1.997			-6.432			
TS	Round 1		4	4	5	4	3	4	4	5	5	38	5	4	3	5	4	5	3	4	4	37	75	
TS	Round 2		4	4	6	4	4	4	3	5	4	38	4	5	3	5	4	6	3	3	6	39	77	152
<b>Cut Jimmy Walker</b>		+11																						
Course		DD1	DD2	FH	GIR	SH	SS	PT	Strokes Gained Statistics						OTT	APR	ARG	T2G	PUT	TOT				
TS	Round 1	318	293	5	7	2	1	31	-3.216	-2.085	-1.538	-6.840	-0.787	-7.627										
TS	Round 2	324	290	5	8	2	2	28	-0.168	-3.178	0.901	-2.445	0.013	-2.432										
TS	Round 1		5	5	5	3	4	5	3	4	4	38	4	5	3	5	4	7	4	4	6	42	80	
TS	Round 2		4	4	4	4	4	5	3	5	4	37	4	4	4	5	4	4	3	4	4	36	73	153
<b>Cut Michael Hopper</b>		+12																						
Course		DD1	DD2	FH	GIR	SH	SS	PT	Strokes Gained Statistics						OTT	APR	ARG	T2G	PUT	TOT				
TS	Round 1	280	288	9	10	2	0	33	-0.108	-1.376	-0.861	-2.346	-1.281	-3.627										
TS	Round 2	308	286	4	7	6	2	30	-2.477	-3.174	-0.734	-6.385	-1.047	-7.432										
TS	Round 1		4	4	5	3	5	5	3	4	4	37	4	4	4	5	4	5	3	5	5	39	76	
TS	Round 2		4	4	5	4	5	4	4	5	4	39	5	5	3	5	5	3	4	4	39	78	154	
<b>Cut Ryan Brehm</b>		+12																						
Course		DD1	DD2	FH	GIR	SH	SS	PT	Strokes Gained Statistics						OTT	APR	ARG	T2G	PUT	TOT				
TS	Round 1	308	283	4	10	2	1	30	-0.103	-2.710	-0.835	-3.649	0.022	-3.627										
TS	Round 2	333	291	1	6	3	1	30	-4.146	-1.448	-1.612	-7.206	-0.226	-7.432										
TS	Round 1		4	4	5	3	5	4	3	4	4	36	4	4	6	6	4	5	3	4	4	40	76	
TS	Round 2		4	5	5	2	5	5	3	5	4	38	4	5	3	4	5	6	3	5	5	40	78	154
<b>Cut Cameron Champ</b>		+12																						
Course		DD1	DD2	FH	GIR	SH	SS	PT	Strokes Gained Statistics						OTT	APR	ARG	T2G	PUT	TOT				

Strokes Gained Legend: OTT = Off the Tee   APR = Approach the Green   ARG = Around the Green   T2G = Tee to Green   PUT = Putting   TOT = Total Strokes Gained



### 2023 WM Phoenix Open Second Round Top Players



Course	Hole	1	2	3	4	5	6	7	8	9	Out	10	11	12	13	14	15	16	17	18	In	Total
TS TPC Scottsdale (Stadium)	Par	4	4	5	3	4	4	3	4	4	<b>35</b>	4	4	3	5	4	5	3	4	4	<b>36</b>	<b>71</b>

TS	Round 1	384	306	8	9	2	1	30	-2.739	-1.827	-2.427	-6.994	1.367	-5.627
TS	Round 2	339	353	8	8	2	1	30	-2.150	-2.118	-0.409	-4.677	-0.755	-5.432

TS	Round 1	<u>5</u>	<u>5</u>	5	3	4	4	3	4	③	<b>36</b>	4	<u>5</u>	3	<u>6</u>	<u>7</u>	<u>7</u>	3	4	③	<b>42</b>	<b>78</b>	
TS	Round 2	<u>5</u>	<u>5</u>	5	3	<u>5</u>	③	3	③	4	<b>36</b>	4	<u>6</u>	<u>4</u>	5	4	<u>6</u>	3	4	4	<b>40</b>	<b>76</b>	<b>154</b>

**WD Scott Piercy** +4

Course		DD1	DD2	FH	GIR	SH	SS	PT	Strokes Gained Statistics														
		OTT	APR	ARG	T2G	PUT	TOT																
TS	Round 1	345	293	8	9	3	2	27	-0.113	-1.998	-0.980	-3.092	2.465	-0.627									
TS	Round 1	4	4	5	②	4	4	<u>4</u>	<u>5</u>	4	<b>36</b>	4	<u>5</u>	3	5	4	5	②	4	<u>5</u>	<b>37</b>	<b>73</b>	<b>73</b>

**WD Maverick McNealy** +6

Course		DD1	DD2	FH	GIR	SH	SS	PT	Strokes Gained Statistics														
		OTT	APR	ARG	T2G	PUT	TOT																
TS	Round 1	336	318	5	9	3	0	30	-3.096	-0.312	0.213	-3.196	-0.431	-3.627									
TS	Round 1	4	4	5	<u>4</u>	③	4	3	<u>5</u>	<u>5</u>	<b>37</b>	4	<u>5</u>	3	5	<u>5</u>	<u>7</u>	3	4	③	<b>39</b>	<b>76</b>	<b>76</b>

Strokes Gained Legend: OTT = Off the Tee APR = Approach the Green ARG = Around the Green T2G = Tee to Green PUT = Putting TOT = Total Strokes Gained





**2024 WM PHOENIX OPEN MEDIA GUIDE**

**SECTION 3:  
2023 ROUND-3 RECAP AND STATS**



**2023 WM Phoenix Open**  
**TPC Scottsdale (Stadium Course)**  
**Third Round Tournament Summary**



1	Scottie Scheffler	-13	68 64 68	200	64	Gary Woodland	+3	72 69 75	216
2	Nick Taylor	-11	66 69 67	202	65	Stewart Cink	+4	69 72 76	217
	Jon Rahm	-11	68 66 68	202		Cameron Young	+4	73 69 75	217
4	Jordan Spieth	-10	71 63 69	203	Cut	Ryan Moore	+1	71 72	143
	Adam Hadwin	-10	66 66 71	203	Cut	David Lipsky	+1	75 68	143
6	Tyrrell Hatton	-9	70 67 67	204	Cut	Aaron Wise	+1	73 70	143
	Sungjae Im	-9	70 67 67	204	Cut	Luke List	+1	73 70	143
	Rickie Fowler	-9	71 66 67	204	Cut	Chris Kirk	+1	72 71	143
	Jason Day	-9	65 71 68	204	Cut	Andrew Putnam	+1	73 70	143
	Xander Schauffele	-9	67 67 70	204	Cut	Alex Noren	+1	74 69	143
11	Charley Hoffman	-8	68 71 66	205	Cut	Doug Ghim	+1	74 69	143
	Sam Burns	-8	70 71 64	205	Cut	Tommy Fleetwood	+1	72 71	143
	Tony Finau	-8	70 68 67	205	Cut	Garrick Higgo	+1	73 70	143
	Jhonattan Vegas	-8	71 66 68	205	Cut	Patrick Cantlay	+1	73 70	143
	Wyndham Clark	-8	68 67 70	205	Cut	Tyler Duncan	+1	72 71	143
16	Dylan Frittelli	-7	74 65 67	206	Cut	Richy Werenski	+1	71 72	143
	Taylor Moore	-7	69 70 67	206	Cut	Kramer Hickok	+2	72 72	144
	Justin Thomas	-7	71 68 67	206	Cut	Brendan Steele	+2	71 73	144
	Sam Ryder	-7	69 68 69	206	Cut	Troy Merritt	+2	70 74	144
20	Keegan Bradley	-5	69 71 68	208	Cut	Chez Reavie	+2	74 70	144
	Si Woo Kim	-5	72 69 67	208	Cut	Martin Laird	+2	75 69	144
	Scott Stallings	-5	66 73 69	208	Cut	Lee Hodges	+2	72 72	144
	Adam Schenk	-5	70 67 71	208	Cut	Matt Wallace	+2	73 71	144
	Seamus Power	-5	71 71 66	208	Cut	Ricky Barnes	+2	73 71	144
25	Chesson Hadley	-4	70 71 68	209	Cut	Russell Knox	+3	73 72	145
	Max Homa	-4	69 69 71	209	Cut	Russell Henley	+3	78 67	145
	Hideki Matsuyama	-4	74 68 67	209	Cut	Tom Hoge	+3	71 74	145
28	Jason Dufner	-3	71 69 70	210	Cut	Matthias Schwab	+3	74 71	145
	Rory McIlroy	-3	73 67 70	210	Cut	Doc Redman	+3	73 72	145
	Matt Kuchar	-3	72 67 71	210	Cut	Stephan Jaeger	+3	76 69	145
	Billy Horschel	-3	72 69 69	210	Cut	Collin Morikawa	+3	73 72	145
	James Hahn	-3	70 68 72	210	Cut	Mackenzie Hughes	+3	74 71	145
	Tom Kim	-3	71 66 73	210	Cut	Michael Thompson	+4	76 70	146
	Sahith Theegala	-3	72 70 68	210	Cut	Dalton Ward	+4	73 73	146
	Webb Simpson	-3	70 72 68	210	Cut	Kevin Streelman	+4	74 72	146
	Adam Long	-3	71 71 68	210	Cut	Taylor Montgomery	+4	75 71	146
	Taylor Pendrith	-3	73 69 68	210	Cut	Robert Streb	+4	71 75	146
38	Ryan Palmer	-2	73 67 71	211	Cut	Peter Malnati	+4	73 73	146
	Justin Lower	-2	71 69 71	211	Cut	Matthew NeSmith	+4	79 67	146
	Aaron Rai	-2	70 70 71	211	Cut	Davis Riley	+5	73 74	147
	Zach Johnson	-2	69 71 71	211	Cut	Patton Kizzire	+5	71 76	147
	Viktor Hovland	-2	70 70 71	211	Cut	J.J. Spaun	+5	78 69	147
	Hayden Buckley	-2	70 69 72	211	Cut	Adam Svensson	+5	75 72	147
	Kevin Tway	-2	71 67 73	211	Cut	J.T. Poston	+5	77 70	147
	Kelly Kraft	-2	70 71 70	211	Cut	Davis Thompson	+5	74 73	147
	Lucas Glover	-2	71 70 70	211	Cut	Rory Sabbatini	+5	78 69	147
	Patrick Rodgers	-2	73 68 70	211	Cut	Brendon Todd	+5	75 72	147
48	K.H. Lee	-1	73 68 71	212	Cut	Denny McCarthy	+5	75 72	147
	Kurt Kitayama	-1	75 67 70	212	Cut	Max McGreevy	+6	71 77	148
50	Trey Mullinax	E	69 71 73	213	Cut	Austin Smotherman	+6	75 73	148
	Danny Lee	E	73 67 73	213	Cut	Emiliano Grillo	+6	76 72	148
	Lucas Herbert	E	71 69 73	213	Cut	Chad Ramey	+6	78 70	148
	Nate Lashley	E	71 70 72	213	Cut	Callum Tarren	+6	73 75	148
	Joel Dahmen	E	73 68 72	213	Cut	Mark Hubbard	+7	74 75	149
	Beau Hossler	E	74 68 71	213	Cut	Christiaan Bezuidenhout	+7	76 73	149
	Corey Connors	E	70 72 71	213	Cut	J.B. Holmes	+7	74 75	149
57	Brian Harman	+1	71 70 73	214	Cut	Brian Gay	+7	76 73	149
	Matt Fitzpatrick	+1	70 71 73	214	Cut	Brett White	+7	75 74	149
	Brandon Wu	+1	72 70 72	214	Cut	Nick Watney	+7	75 74	149
	Greyson Sigg	+1	73 69 72	214	Cut	Kevin Kisner	+8	74 76	150
61	Erik van Rooyen	+2	72 69 74	215	Cut	Andre Metzger	+8	77 73	150
	Jim Herman	+2	68 69 78	215	Cut	Shane Lowry	+9	75 76	151
	Keith Mitchell	+2	71 71 73	215	Cut	Andrew Landry	+9	72 79	151



**2023 WM Phoenix Open**  
TPC Scottsdale (Stadium Course)  
Third Round Tournament Summary



<b>Cut</b>	Harris English	+9	72 79	<b>151</b>
<b>Cut</b>	Francesco Molinari	+10	75 77	<b>152</b>
<b>Cut</b>	Jimmy Walker	+11	80 73	<b>153</b>
<b>Cut</b>	Michael Hopper	+12	76 78	<b>154</b>
<b>Cut</b>	Ryan Brehm	+12	76 78	<b>154</b>
<b>Cut</b>	Cameron Champ	+12	78 76	<b>154</b>
<b>WD</b>	Scott Piercy	+4	73	<b>73</b>
<b>WD</b>	Maverick McNealy	+6	76	<b>76</b>



**2023 WM Phoenix Open**  
*(15<sup>th</sup> of 47 events in the 2022-23 PGA TOUR Season)*

Scottsdale, Arizona  
 TPC Scottsdale

February 9-12, 2023  
 Par/Yards: 35-36—71/7,261

Purse: \$20 million (\$3.6 million/winner)  
 FedExCup points: 500 (winner)

**Third-Round Notes – Saturday, February 11, 2023**

*Weather: Partly cloudy. High of 64. Wind E 10-20 mph.*

**Third-Round Leaderboard**

Scottie Scheffler	68-64-68—200 (-13)
Nick Taylor	66-69-67—202 (-11)
Jon Rahm	68-66-68—202 (-11)
Jordan Spieth	71-63-69—203 (-10)
Adam Hadwin	66-66-71—203 (-10)

**Things to Know**

- In first title defense, Scottie Scheffler takes a two-stroke lead in bid to become the seventh player to successfully defend his WM Phoenix Open title and first since Hideki Matsuyama in 2017
- World No. 3 Jon Rahm closes in on third win of the season on the strength of a 3-under 68
- Having never cracked the top-40 in eight previous WM Phoenix Open starts, Nick Taylor in position for PGA TOUR win No. 3
- Jordan Spieth birdies three of his last six holes to move into the top-5 in his seventh WM Phoenix Open start; a top-10 finish would mark his 80<sup>th</sup> on the PGA TOUR (242 starts)

**Third-Round Lead Notes**

- 8 Third-round leaders/co-leaders to win the WM Phoenix Open since 2000 (most recent: Rickie Fowler/2019)
- 7 Third-round leaders/co-leaders to win on TOUR in 2022-23 (most recent: Justin Rose/AT&T Pebble Beach Pro-Am)

**Scottie Scheffler (1<sup>st</sup>/-13)**

Category	Entering the Week
Age	26 (June 21, 1996)
FedExCup	No. 38
OWGR	No. 2
Starts – wins – top-10s in PGA TOUR career	93-4-29
Starts – wins – top-10s on TOUR in 2022-23	5-0-3
Starts – wins – top-10s at WM Phoenix Open	3-1-2

- Followed a second-round 7-under 64 with a 3-under 68, good for his sixth 54-hole lead/co-lead on TOUR; is 1-for-5 converting the victory (2022 Masters Tournament)
- Hit just five of 14 fairways in round three after finding 10 of 14 in each of the first two rounds; needed 29 putts to sink a total of 101' 6" total in round three
- Earned his first career PGA TOUR victory at the 2022 WM Phoenix Open
- With a win, would return to World No. 1, provided current World No. 1 Rory McIlroy finishes outside of solo third
- With a solo runner-up finish, would return to World No. 1, so long as Jon Rahm does not win, and McIlroy finishes outside of solo 36<sup>th</sup>
- With a win, would become the seventh player to successfully defend WM Phoenix Open title

Player	Successfully Defended
Hideki Matsuyama	2017
Johnny Miller	1975
Arnold Palmer	1962, 1963
Lloyd Mangrum	1953
Jimmy Demaret	1950
Ben Hogan	1947



- With a win, would join Max Homa (Fortinet Championship) and Rory McIlroy (THE CJ CUP in South Carolina) as players to successfully defend a PGA TOUR title this season
- Making fourth start at the WM Phoenix Open (MC/2020, T7/2021, Won/2022)
- Three top-10s in five starts during the 2022-23 season (T3/World Wide Technology Championship, T9/Cadence Bank Houston Open, T7/Sentry Tournament of Champions)
- Four-time PGA TOUR winner in 2022 (WM Phoenix Open, Arnold Palmer Invitational presented by Mastercard, WGC-Dell Technologies Match Play, Masters Tournament)

#### Miscellaneous Notes

- Having never finished worse than T16 (2017) in seven previous WM Phoenix Open starts, World No. 3 **Jon Rahm** (T2/-11) overcame a bogey at the first hole with four birdies, including a 40' 10" birdie at No. 16; best finish in the event was T5 as an amateur in 2015; opened the season with four consecutive top-10s, including wins in back-to-back starts (Sentry Tournament of Champions, The American Express)
- Coming off missed cuts at the WM Phoenix Open in 2021 and 2022, Canada's **Nick Taylor** (T2/-11) birdied his last two holes of the day, Nos. 17 and 18, to post a 4-under 67; finished T49 in 2020 for his best result in eight previous starts at the event; seeks a third career PGA TOUR title (2014 Sanderson Farms Championship, 2020 AT&T Pebble Beach Pro-Am)
- **Jordan Spieth** (T4/-10) posted a 2-under 69 in bid for a fourth top 10 in his seventh WM Phoenix Open start; a top-10 finish this week would be his 80<sup>th</sup> on the PGA TOUR (242 starts); most recent of 13 career TOUR titles was the 2022 RBC Heritage
- Seeking his second PGA TOUR title in 225<sup>th</sup> start (2017 Valspar Championship), Canadian **Adam Hadwin** (T4/-10) made three birdies and three bogeys en route to an even-par 71; with a win, would become the second Canadian to win the event (George Knudson/1968); best finish in eight previous WM Phoenix Open starts was T12 in 2017
- 2019 WM Phoenix Open champion **Rickie Fowler** (T6/-9) offset one bogey with five birdies to post a 4-under 67 in his 15<sup>th</sup> start in the event; in addition to his win in the event, two-time runner-up in 2010 and 2016
- World No. 1 **Rory McIlroy** sits T28 at 3-under 210; making second WM Phoenix Open start (T13/2021)



**2023 WM Phoenix Open**  
 TPC Scottsdale (Stadium Course)  
 Third Round Course Statistics



Total For Third Round Posting 66 Scores

Hole	Par	Average	Double		Birdies	Pars	Bogeys	Double Triple		Min	Max	Rank	Avg Over	
			Eagles-	Eagles				Bogeys	Bogey+				Under-	Par
1	4	3.879	0	0	16	42	8	0	0	3	5	15	-.121	
2	4	4.152	0	0	6	46	12	2	0	3	6	4	.152	
3	5	4.364	0	3	40	20	2	1	0	3	7	17	-.636	
4	3	2.924	0	0	11	49	6	0	0	2	4	14	-.076	
5	4	3.970	0	0	10	49	6	1	0	3	6	10	-.030	
6	4	4.076	0	0	10	42	13	1	0	3	6	5	.076	
7	3	3.227	0	0	3	45	18	0	0	2	4	2	.227	
8	4	4.030	0	1	6	49	10	0	0	2	5	7	.030	
9	4	3.970	0	0	10	48	8	0	0	3	5	10	-.030	
OUT	35	34.591	0	4	112	390	83	5	0					
10	4	3.985	0	0	11	45	10	0	0	3	5	9	-.015	
11	4	4.076	0	0	12	39	13	2	0	3	6	5	.076	
12	3	3.167	0	0	6	43	17	0	0	2	4	3	.167	
13	5	4.197	0	4	47	13	2	0	0	3	6	18	-.803	
14	4	4.318	0	0	3	44	14	5	0	3	6	1	.318	
15	5	4.955	0	1	18	32	13	2	0	3	7	13	-.045	
16	3	2.970	0	0	12	44	10	0	0	2	4	10	-.030	
17	4	3.848	0	0	21	36	7	2	0	3	6	16	-.152	
18	4	4.015	0	0	13	43	6	4	0	3	6	8	.015	
IN	36	35.530	0	5	143	339	92	15	0					
TOT	71	70.121	0	9	255	729	175	20	0					

**Round 3**

<b>Rounds Below 70</b>	27
<b>Rounds Below Par</b>	35
<b>Rounds Par and Below</b>	47
<b>Rounds At Even Par</b>	12
<b>Rounds Over Par</b>	19
<b>Rounds 80 and Over</b>	0



**2023 WM Phoenix Open**  
 TPC Scottsdale (Stadium Course)  
 Third Round Course Statistics



Grand Totals Thru Third Round Posting 332 Scores

Hole	Par	Average	Double		Birdies	Pars	Bogeys	Double Triple		Min	Max	Rank	Avg Over	
			Eagles-	Eagles				Bogeys	Bogey+				Under-	Par
1	4	4.045	0	0	49	223	56	4	0	3	6	11	.045	
2	4	4.133	0	0	36	222	68	6	0	3	6	6	.133	
3	5	4.518	0	12	159	141	17	3	0	3	7	17	-.482	
4	3	3.048	0	0	45	226	61	0	0	2	4	10	.048	
5	4	3.946	0	0	64	225	40	3	0	3	6	14	-.054	
6	4	4.054	0	0	47	224	57	4	0	3	6	9	.054	
7	3	3.184	0	0	21	236	68	7	0	2	5	4	.184	
8	4	4.130	0	1	24	242	61	4	0	2	6	7	.130	
9	4	4.108	0	0	40	218	72	2	0	3	6	8	.108	
OUT	35	35.166	0	13	485	1957	500	33	0					
10	4	3.973	0	0	54	234	43	1	0	3	6	13	-.027	
11	4	4.280	0	0	33	188	97	13	1	3	7	1	.280	
12	3	3.202	0	0	28	219	76	8	1	2	6	3	.202	
13	5	4.467	0	12	171	131	18	0	0	3	6	18	-.533	
14	4	4.244	0	0	21	220	81	9	1	3	7	2	.244	
15	5	4.880	0	4	94	181	44	9	0	3	7	15	-.120	
16	3	3.042	0	0	43	238	45	6	0	2	5	12	.042	
17	4	3.804	0	0	108	183	39	2	0	3	6	16	-.196	
18	4	4.151	0	0	42	213	63	13	1	3	7	5	.151	
IN	36	36.042	0	16	594	1807	506	61	4					
TOT	71	71.208	0	29	1079	3764	1006	94	4					

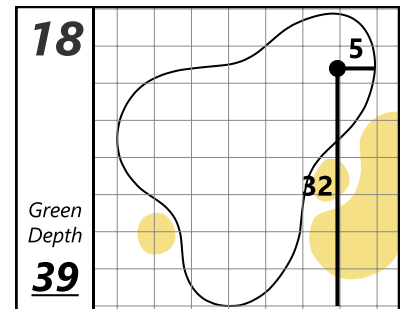
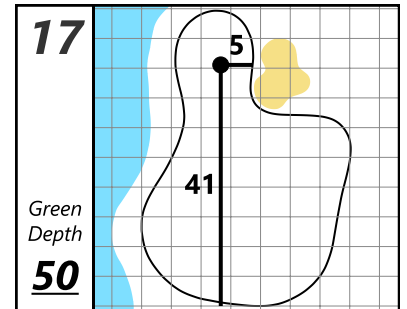
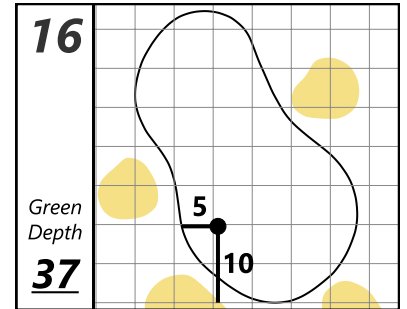
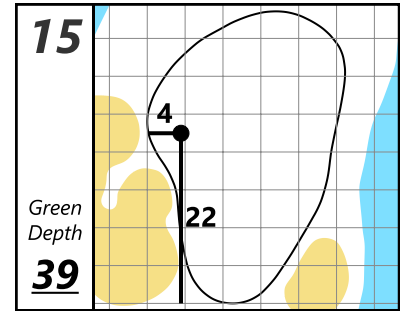
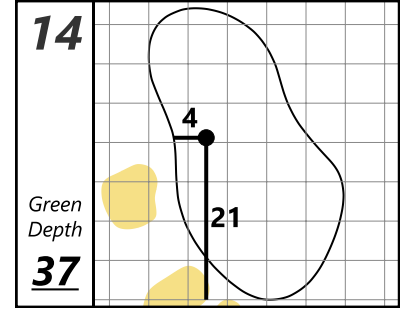
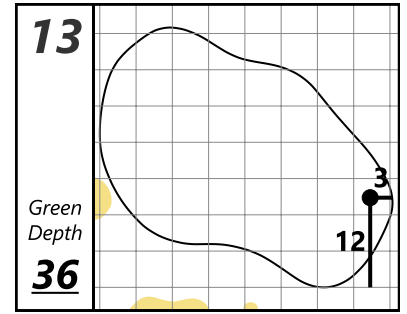
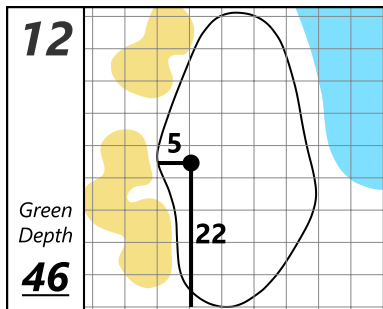
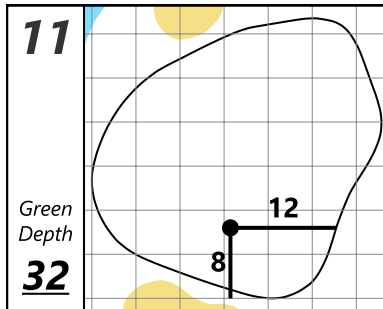
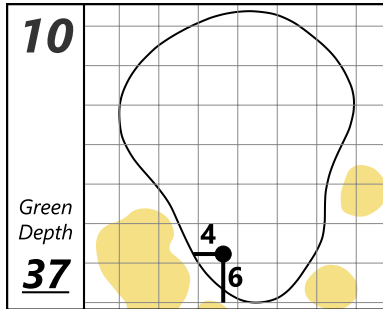
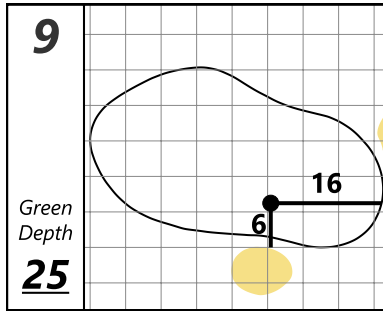
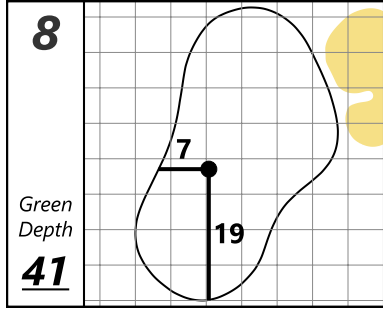
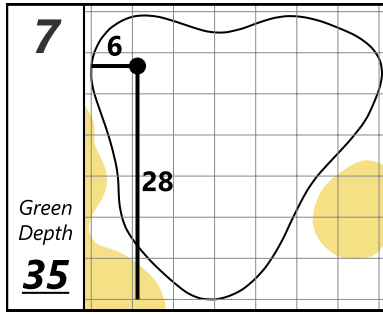
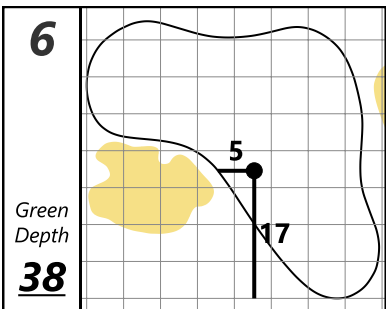
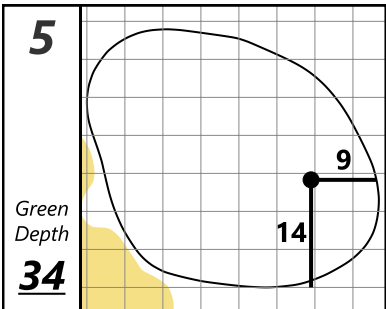
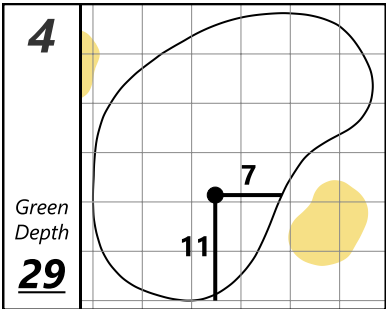
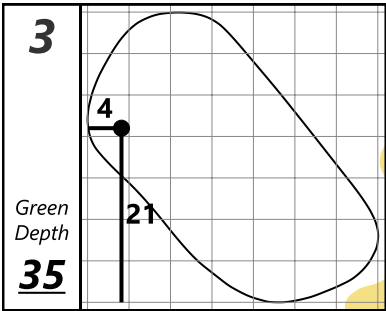
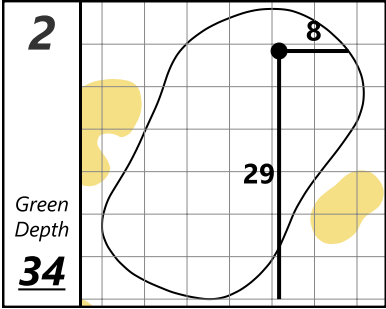
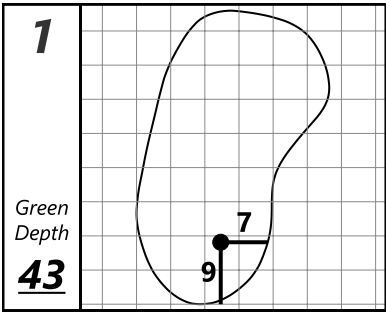
	Round 1	Round 2	Round 3	Total
<b>Rounds Below 70</b>	17	51	27	95
<b>Rounds Below Par</b>	32	68	35	135
<b>Rounds Par and Below</b>	54	88	47	189
<b>Rounds At Even Par</b>	22	20	12	54
<b>Rounds Over Par</b>	80	44	19	143
<b>Rounds 80 and Over</b>	1	0	0	1



**2023 WM Phoenix Open**  
 Third Round Course Statistics Table  
 TPC Scottsdale (Stadium Course) TS 7261 yards 35-36--71



Statistic	Round 3	Round 2	Round 1
<b>Drive Dist. Leader</b>	354-Kitayama	346-Tway	349-Rodgers
<b>Drive Dist. Holes: 13,14</b>			
<b>Longest Drive</b>	389-Kitayama	377-Vegas	384-Champ
<b>Hole 1</b>	328-Fitzpatrick	326-Sabbatini	321-Tarren
<b>Hole 2</b>	331-Scheffler	343-Rahm	377-List
<b>Hole 3</b>	371-McIlroy	377-Vegas	348-Schenk
<b>Hole 4</b>			
<b>Hole 5</b>	381-Mitchell	375-Young	381-Woodland
<b>Hole 6</b>	349-Pendrith	328-Montgomery	343-Malnati
<b>Hole 7</b>			
<b>Hole 8</b>	330-Mullinax	332-Frittelli	353-Clark
<b>Hole 9</b>	332-McIlroy	335-Young	356-Steele
<b>Hole 10</b>	351-McIlroy	364-Vegas	380-Clark
<b>Hole 11</b>	361-Frittelli	361-Metzger	348-Rodgers
<b>Hole 12</b>			
<b>Hole 13</b>	389-Kitayama	362-Spieth	384-Champ
<b>Hole 14</b>	336-Rahm	353-Champ	345-Hughes
<b>Hole 15</b>	337-McIlroy	330-Wallace	364-Vegas
<b>Hole 16</b>			
<b>Hole 17</b>	329-Hovland	365-Malnati	342-Steele
<b>Hole 18</b>	376-Vegas	351-Herbert	337-Clark
<b>Most Fairways Hit</b>	13-Long	14-Todd	12-Hickok
<b>Most Greens in Regulation</b>	16-Power, Connors	18-Spieth	15-Schauffele, Ward
<b>Approach Prox. To Hole</b>	28' 1"-Lashley	28' 6"-Laird	23' 6"-Herman
<b>Longest Putt Made</b>	75' 6"-Stallings	100' 3"-English	51' 6"-Piercy
<b>Most 1 Putts</b>	10-Matsuyama, Fowler, Lee	12-Kim, Noren	11-Long, Hadley



WM Phoenix Open

TPC Scottsdale (Stadium Course)



**2023 WM Phoenix Open**  
 TPC Scottsdale (Stadium Course)  
 Third Round Groupings and Starting Times  
 Saturday, February 11, 2023



TEE	#1					
10:50		<b>Trey Mullinax</b>	Birmingham, AL	69	71	<b>140</b>
		<b>Ryan Palmer</b>	Colleyville, TX	73	67	<b>140</b>
		<b>Danny Lee</b>	Las Vegas, NV	73	67	<b>140</b>
11:01		<b>Keegan Bradley</b>	Woodstock, VT	69	71	<b>140</b>
		<b>Zach Johnson</b>	Cedar Rapids, IA	69	71	<b>140</b>
		<b>Viktor Hovland</b>	Oslo, Norway	70	70	<b>140</b>
11:12		<b>Dylan Frittelli</b>	Johannesburg, South Africa	74	65	<b>139</b>
		<b>Hayden Buckley</b>	Tupelo, MS	70	69	<b>139</b>
		<b>Charley Hoffman</b>	Rancho Santa Fe, CA	68	71	<b>139</b>
11:23		<b>Taylor Moore</b>	Edmond, OK	69	70	<b>139</b>
		<b>Matt Kuchar</b>	Sea Island, GA	72	67	<b>139</b>
		<b>Justin Thomas</b>	Louisville, KY	71	68	<b>139</b>
11:34		<b>Kevin Tway</b>	North Palm Beach, FL	71	67	<b>138</b>
		<b>James Hahn</b>	Alameda, CA	70	68	<b>138</b>
		<b>Scott Stallings</b>	Oak Ridge, TN	66	73	<b>139</b>
11:45		<b>Tyrrell Hatton</b>	High Wycombe, England	70	67	<b>137</b>
		<b>Max Homa</b>	Valencia, CA	69	69	<b>138</b>
		<b>Tony Finau</b>	Lehi, UT	70	68	<b>138</b>
11:56		<b>Jhonattan Vegas</b>	Maturin, Venezuela	71	66	<b>137</b>
		<b>Sam Ryder</b>	Atlantic Beach, FL	69	68	<b>137</b>
		<b>Sungjae Im</b>	Jeju-Si, Jeju-do, South Korea	70	67	<b>137</b>
12:07		<b>Jim Herman</b>	Palm City, FL	68	69	<b>137</b>
		<b>Tom Kim</b>	Seoul, South Korea	71	66	<b>137</b>
		<b>Rickie Fowler</b>	Murrieta, CA	71	66	<b>137</b>
12:18		<b>Nick Taylor</b>	Abbotsford, B.C., Canada	66	69	<b>135</b>
		<b>Jason Day</b>	Brisbane, Australia	65	71	<b>136</b>
		<b>Adam Schenk</b>	Vincennes, IN	70	67	<b>137</b>
12:29		<b>Xander Schauffele</b>	San Diego, CA	67	67	<b>134</b>
		<b>Jordan Spieth</b>	Dallas, TX	71	63	<b>134</b>
		<b>Wyndham Clark</b>	Denver, CO	68	67	<b>135</b>
12:40		<b>Scottie Scheffler</b>	Dallas, TX	68	64	<b>132</b>
		<b>Adam Hadwin</b>	Abbotsford, B.C., Canada	66	66	<b>132</b>
		<b>Jon Rahm</b>	Barrika, Spain	68	66	<b>134</b>



**2023 WM Phoenix Open**  
 TPC Scottsdale (Stadium Course)  
 Third Round Groupings and Starting Times  
 Saturday, February 11, 2023



TEE	#10					
10:50		<b>Jason Dufner</b>	Auburn, AL	71	69	<b>140</b>
		<b>Justin Lower</b>	Canal Fulton, OH	71	69	<b>140</b>
		<b>Aaron Rai</b>	England	70	70	<b>140</b>
11:01		<b>Rory McIlroy</b>	Hollywood, Northern Ireland	73	67	<b>140</b>
		<b>Lucas Herbert</b>	Bendigo, Australia	71	69	<b>140</b>
		<b>Brian Harman</b>	Sea Island, GA	71	70	<b>141</b>
11:12		<b>Nate Lashley</b>	Scottsdale, AZ	71	70	<b>141</b>
		<b>Stewart Cink</b>	Atlanta, GA	69	72	<b>141</b>
		<b>Joel Dahmen</b>	Clarkston, WA	73	68	<b>141</b>
11:23		<b>Si Woo Kim</b>	Seoul, South Korea	72	69	<b>141</b>
		<b>Billy Horschel</b>	Ponte Vedra Beach, FL	72	69	<b>141</b>
		<b>Chesson Hadley</b>	Raleigh, NC	70	71	<b>141</b>
11:34		<b>Kelly Kraft</b>	Dallas, TX	70	71	<b>141</b>
		<b>Matt Fitzpatrick</b>	Sheffield, England	70	71	<b>141</b>
		<b>Sam Burns</b>	Shreveport, LA	70	71	<b>141</b>
11:45		<b>Erik van Rooyen</b>	Johannesburg, South Africa	72	69	<b>141</b>
		<b>K.H. Lee</b>	Seoul, South Korea	73	68	<b>141</b>
		<b>Lucas Glover</b>	Jupiter, FL	71	70	<b>141</b>
11:56		<b>Gary Woodland</b>	Topeka, KS	72	69	<b>141</b>
		<b>Patrick Rodgers</b>	Avon, IN	73	68	<b>141</b>
		<b>Beau Hossler</b>	Mission Viejo, CA	74	68	<b>142</b>
12:07		<b>Kurt Kitayama</b>	Chico, CA	75	67	<b>142</b>
		<b>Sahith Theegala</b>	Chino Hills, CA	72	70	<b>142</b>
		<b>Webb Simpson</b>	Charlotte, NC	70	72	<b>142</b>
12:18		<b>Seamus Power</b>	Waterford, Ireland	71	71	<b>142</b>
		<b>Adam Long</b>	St. Louis, MO	71	71	<b>142</b>
		<b>Taylor Pendrith</b>	Richmond Hill, ON, Canada	73	69	<b>142</b>
12:29		<b>Brandon Wu</b>	Scarsdale, NY	72	70	<b>142</b>
		<b>Keith Mitchell</b>	St. Simons Island, GA	71	71	<b>142</b>
		<b>Hideki Matsuyama</b>	Sendai, Japan	74	68	<b>142</b>
12:40		<b>Cameron Young</b>	Scarborough, NY	73	69	<b>142</b>
		<b>Corey Connors</b>	Listowel, ON, Canada	70	72	<b>142</b>
		<b>Greyson Sigg</b>	Augusta, GA	73	69	<b>142</b>



## 2023 WM Phoenix Open Third Round Top Players



Course	Hole	1	2	3	4	5	6	7	8	9	Out	10	11	12	13	14	15	16	17	18	In	Total
TS TPC Scottsdale (Stadium)	Par	4	4	5	3	4	4	3	4	4	35	4	4	3	5	4	5	3	4	4	36	71

1 Scottie Scheffler		-13		Strokes Gained Statistics																	
				Course	DD1	DD2	FH	GIR	SH	SS	PT	OTT	APR	ARG	T2G	PUT	TOT				
TS	Round 1	340	292	10	12	2	0	29	1.718	1.818	1.090	4.625	-0.252	4.373							
TS	Round 2	314	325	10	15	1	0	27	1.902	3.479	-0.010	5.371	1.197	6.568							
TS	Round 3	336	288	5	15	0	0	29	-0.650	3.155	-0.433	2.071	0.050	2.121							
TS	Round 1		4	4	5	4	3	4	4	35	4	3	4	5	3	4	33	68			
TS	Round 2		3	3	5	3	4	3	4	31	4	2	5	4	5	3	3	33	64		
TS	Round 3		4	3	5	2	4	4	3	33	4	3	6	3	5	3	4	35	68	200	

2 Nick Taylor		-11		Strokes Gained Statistics																	
				Course	DD1	DD2	FH	GIR	SH	SS	PT	OTT	APR	ARG	T2G	PUT	TOT				
TS	Round 1	281	331	10	13	0	0	26	1.059	2.063	0.987	4.108	2.265	6.373							
TS	Round 2	308	291	10	13	2	0	29	0.955	-2.079	1.937	0.813	0.755	1.568							
TS	Round 3	325	278	8	14	4	3	28	0.011	0.649	0.216	0.875	2.246	3.121							
TS	Round 1		4	4	3	4	6	3	4	36	3	3	4	5	2	3	4	30	66		
TS	Round 2		4	4	5	3	4	3	4	34	3	4	4	5	2	3	4	35	69		
TS	Round 3		4	4	4	3	3	4	4	33	4	4	4	4	5	3	3	34	67	202	

Jon Rahm		-11		Strokes Gained Statistics																	
				Course	DD1	DD2	FH	GIR	SH	SS	PT	OTT	APR	ARG	T2G	PUT	TOT				
TS	Round 1	333	289	9	13	1	0	29	2.022	1.485	0.700	4.206	0.167	4.373							
TS	Round 2	344	317	10	11	5	4	25	0.807	-1.220	1.667	1.254	3.314	4.568							
TS	Round 3	363	336	6	13	2	1	30	-0.840	1.877	-0.558	0.478	1.643	2.121							
TS	Round 1		5	4	5	2	4	3	4	34	4	3	3	5	3	4	34	68			
TS	Round 2		4	3	4	3	4	3	4	33	4	5	4	4	2	4	4	33	66		
TS	Round 3		5	4	4	3	4	3	4	35	4	3	4	3	5	2	4	33	68	202	

Strokes Gained Legend: OTT = Off the Tee APR = Approach the Green ARG = Around the Green T2G = Tee to Green PUT = Putting TOT = Total Strokes Gained





## 2023 WM Phoenix Open Third Round Top Players



Course	Hole	1	2	3	4	5	6	7	8	9	Out	10	11	12	13	14	15	16	17	18	In	Total
TS TPC Scottsdale (Stadium)	Par	4	4	5	3	4	4	3	4	4	35	4	4	3	5	4	5	3	4	4	36	71

4 Jordan Spieth -10		Strokes Gained Statistics																						
		OTT	APR	ARG	T2G	PUT	TOT																	
Course		DD1	DD2	FH	GIR	SH	SS	PT																
TS	Round 1	308	304	4	11	3	2	31																
TS	Round 2	362	317	10	18	0	0	28																
TS	Round 3	349	288	5	15	2	2	31																
TS	Round 1		4	4	④	④	4	4	3	4	⑤	36	⑤	⑤	②	④	4	④	3	4	4	35	71	
TS	Round 2		③	③	5	②	4	③	3	4	4	31	③	③	④	④	③	5	3	③	4	32	63	
TS	Round 3		③	4	5	3	4	⑤	3	4	4	35	4	⑤	3	④	4	④	3	③	4	34	69	203

Adam Hadwin -10		Strokes Gained Statistics																						
		OTT	APR	ARG	T2G	PUT	TOT																	
Course		DD1	DD2	FH	GIR	SH	SS	PT																
TS	Round 1	285	330	9	14	0	0	27																
TS	Round 2	318	292	9	13	4	4	27																
TS	Round 3	327	298	8	12	1	1	30																
TS	Round 1		③	4	5	3	③	4	3	4	4	33	4	⑤	②	5	4	④	3	③	③	33	66	
TS	Round 2		4	4	④	3	4	4	②	③	4	32	4	4	3	④	③	5	3	4	4	34	66	
TS	Round 3		⑤	4	5	3	4	4	3	4	4	36	4	③	④	④	4	⑥	②	4	4	35	71	203

6 Tyrrell Hatton -9		Strokes Gained Statistics																						
		OTT	APR	ARG	T2G	PUT	TOT																	
Course		DD1	DD2	FH	GIR	SH	SS	PT																
TS	Round 1	267	306	8	9	2	0	27																
TS	Round 2	321	290	12	14	1	0	29																
TS	Round 3	344	310	9	15	1	0	30																
TS	Round 1		③	⑤	④	3	③	③	3	4	4	32	⑤	4	④	5	4	5	3	4	4	38	70	
TS	Round 2		4	4	④	3	4	③	3	4	4	33	4	③	④	④	⑤	5	3	③	③	34	67	
TS	Round 3		③	4	④	3	③	③	3	⑤	③	31	4	4	3	5	4	5	3	③	⑤	36	67	204

Strokes Gained Legend: OTT = Off the Tee APR = Approach the Green ARG = Around the Green T2G = Tee to Green PUT = Putting TOT = Total Strokes Gained





## 2023 WM Phoenix Open Third Round Top Players



Course	Hole	1	2	3	4	5	6	7	8	9	Out	10	11	12	13	14	15	16	17	18	In	Total
TS TPC Scottsdale (Stadium)	Par	4	4	5	3	4	4	3	4	4	35	4	4	3	5	4	5	3	4	4	36	71

### Sungjae Im

-9

#### Strokes Gained Statistics

Course	DD1	DD2	FH	GIR	SH	SS	PT	OTT	APR	ARG	T2G	PUT	TOT									
TS Round 1	299	331	7	12	2	2	30	0.146	1.872	0.511	2.528	-0.155	2.373									
TS Round 2	336	306	7	11	3	1	25	-0.116	-0.305	2.508	2.087	1.481	3.568									
TS Round 3	331	276	7	14	0	0	32	0.501	2.197	0.679	3.376	-0.255	3.121									
TS Round 1	③	4	5	3	4	4	④	⑤	4	36	⑤	4	3	5	4	③	②	③	⑤	34	70	
TS Round 2	4	4	5	④	⑤	⑤	②	4	4	37	③	③	3	④	4	④	②	③	4	30	67	
TS Round 3	4	4	④	②	4	4	3	4	4	33	4	4	3	④	⑤	④	3	③	4	34	67	204

### Rickie Fowler

-9

#### Strokes Gained Statistics

Course	DD1	DD2	FH	GIR	SH	SS	PT	OTT	APR	ARG	T2G	PUT	TOT									
TS Round 1	329	293	7	13	2	2	30	0.549	1.766	-0.374	1.940	-0.567	1.373									
TS Round 2	330	296	11	13	1	1	27	1.250	0.112	0.990	2.352	2.216	4.568									
TS Round 3	348	295	6	10	1	1	24	-3.819	3.205	2.094	1.479	1.642	3.121									
TS Round 1	4	4	④	④	4	4	④	4	③	35	4	4	3	④	4	5	3	4	⑤	36	71	
TS Round 2	③	4	④	3	4	4	3	4	4	33	4	⑤	3	③	4	④	②	4	4	33	66	
TS Round 3	③	4	⑥	②	③	4	3	4	③	32	4	4	3	5	4	5	3	4	③	35	67	204

### Jason Day

-9

#### Strokes Gained Statistics

Course	DD1	DD2	FH	GIR	SH	SS	PT	OTT	APR	ARG	T2G	PUT	TOT									
TS Round 1	306	326	7	14	1	1	27	0.997	2.481	0.847	4.324	3.049	7.373									
TS Round 2	323	295	8	12	2	2	30	-0.097	0.806	0.224	0.933	-1.365	-0.432									
TS Round 3	343	286	9	14	1	1	30	1.243	-0.322	-0.562	0.358	1.763	2.121									
TS Round 1	③	4	④	3	4	③	3	4	4	32	③	4	3	④	4	5	②	4	4	33	65	
TS Round 2	4	4	5	3	4	4	3	4	4	35	4	⑤	3	④	4	5	3	4	4	36	71	
TS Round 3	4	4	④	3	③	⑤	3	③	4	33	4	4	3	④	⑤	5	3	4	③	35	68	204

Strokes Gained Legend: OTT = Off the Tee APR = Approach the Green ARG = Around the Green T2G = Tee to Green PUT = Putting TOT = Total Strokes Gained





## 2023 WM Phoenix Open Third Round Top Players



Course	Hole	1	2	3	4	5	6	7	8	9	Out	10	11	12	13	14	15	16	17	18	In	Total
TS TPC Scottsdale (Stadium)	Par	4	4	5	3	4	4	3	4	4	35	4	4	3	5	4	5	3	4	4	36	71

### Xander Schauffele -9

Course		DD1	DD2	FH	GIR	SH	SS	PT	Strokes Gained Statistics						TOT					
		OTT	APR	ARG	T2G	PUT							TOT							
TS	Round 1	304	321	6	15	0	0	30	0.530	2.358	0.876	3.763	1.610							5.373
TS	Round 2	358	320	10	17	0	0	33	1.938	2.159	-0.274	3.823	-0.255							3.568
TS	Round 3	350	288	9	13	4	1	31	0.606	0.872	-0.606	0.871	-0.750							0.121
TS	Round 1		③ 4 5	3 ③ 4	3 4 4	3 4 4	3 4 4	33	4 4 3	④ 4 ④	④ ③ 4	④ ③ 4	34							67
TS	Round 2		4 ③ ④	3 4 4	3 4 4	3 4 4	33	4 4 3	④ 4 5	3 ③ 4	34							67		
TS	Round 3		4 ⑥ ④	② ③ 4	3 4 4	3 4 4	34	4 ③ 3	④ 4 ⑥	④ 4 4	36							70	204	

### 11 Charley Hoffman -8

Course		DD1	DD2	FH	GIR	SH	SS	PT	Strokes Gained Statistics						TOT					
		OTT	APR	ARG	T2G	PUT							TOT							
TS	Round 1	295	296	7	11	3	2	27	0.446	0.719	1.018	2.182	2.191							4.373
TS	Round 2	359	308	5	13	2	1	33	-0.923	1.303	-0.623	-0.243	-0.189							-0.432
TS	Round 3	355	302	8	12	1	1	27	0.015	0.282	0.556	0.852	3.269							4.121
TS	Round 1		4 4 ④	3 ⑤ 4	3 4 ③	34	4 ③ 3	④ 4 5	④ 4 ③	34							68			
TS	Round 2		⑤ 4 ④	④ 4 4	3 4 ③	35	4 4 3	④ 4 5	3 4 ⑤	36							71			
TS	Round 3		③ ③ ④	3 4 4	3 4 ③	31	⑤ ⑤ ②	④ 4 5	3 ③ 4	35							66	205		

### Sam Burns -8

Course		DD1	DD2	FH	GIR	SH	SS	PT	Strokes Gained Statistics						TOT					
		OTT	APR	ARG	T2G	PUT							TOT							
TS	Round 1	309	334	7	10	2	2	28	0.052	-0.475	2.828	2.404	-0.031							2.373
TS	Round 2	357	278	6	12	1	1	29	0.398	1.194	-0.678	0.914	-1.346							-0.432
TS	Round 3	354	299	10	15	1	1	28	2.065	1.316	0.710	4.090	2.031							6.121
TS	Round 1		4 4 ④	3 4 4	3 4 4	34	4 ⑤ 3	④ 4 5	3 4 4	36							70			
TS	Round 2		③ 4 ⑦	3 4 4	3 ⑤ 4	37	4 ⑤ 3	④ 4 ④	3 ③ 4	34							71			
TS	Round 3		③ 4 ④	3 4 4	3 4 ③	32	4 4 ②	③ ④ 4 5	② 4 4	32							64	205		

Strokes Gained Legend: OTT = Off the Tee APR = Approach the Green ARG = Around the Green T2G = Tee to Green PUT = Putting TOT = Total Strokes Gained



2023 WM Phoenix Open  
Third Round Top Players



Course	Hole	1	2	3	4	5	6	7	8	9	Out	10	11	12	13	14	15	16	17	18	In	Total
TS TPC Scottsdale (Stadium)	Par	4	4	5	3	4	4	3	4	4	35	4	4	3	5	4	5	3	4	4	36	71

**Tony Finau** -8

Course		DD1	DD2	FH	GIR	SH	SS	PT	Strokes Gained Statistics						TOT								
		OTT	APR	ARG	T2G	PUT																	
TS	Round 1	296	312	5	12	0	0	28	0.056	0.719	0.859	1.633	0.740							2.373			
TS	Round 2	342	299	5	12	1	1	28	0.231	0.983	0.343	1.557	1.011							2.568			
TS	Round 3	380	315	9	12	2	2	28	1.264	2.103	1.124	4.490	-1.369							3.121			
TS	Round 1	4	4	5	3	③	4	②	4	4	33	4	⑥	3	5	4	5	②	⑤	③	37	70	
TS	Round 2	4	4	④	3	4	③	3	4	4	33	③	4	④	5	4	④	3	4	4	35	68	
TS	Round 3	4	4	④	3	4	4	3	4	4	34	4	4	②	④	4	④	④	4	③	33	67	205

**Jhonattan Vegas** -8

Course		DD1	DD2	FH	GIR	SH	SS	PT	Strokes Gained Statistics						TOT								
		OTT	APR	ARG	T2G	PUT																	
TS	Round 1	335	302	6	10	1	1	29	1.339	0.819	1.819	3.976	-2.603							1.373			
TS	Round 2	333	315	9	12	2	2	28	2.340	-0.404	0.898	2.834	1.734							4.568			
TS	Round 3	356	292	7	14	2	0	31	-0.214	1.224	-0.037	0.972	1.149							2.121			
TS	Round 1	4	⑤	5	②	4	4	3	⑤	4	36	4	4	④	④	4	④	3	4	4	35	71	
TS	Round 2	③	4	④	3	③	4	3	4	⑤	33	4	4	3	④	4	④	3	③	4	33	66	
TS	Round 3	4	③	④	②	⑤	③	④	4	4	33	4	⑤	②	④	4	5	3	4	4	35	68	205

**Wyndham Clark** -8

Course		DD1	DD2	FH	GIR	SH	SS	PT	Strokes Gained Statistics						TOT								
		OTT	APR	ARG	T2G	PUT																	
TS	Round 1	330	320	2	12	1	0	27	-0.076	2.412	0.165	2.500	1.873							4.373			
TS	Round 2	329	319	5	12	1	1	28	-0.779	1.141	0.946	1.308	2.260							3.568			
TS	Round 3	352	291	7	14	1	0	31	0.788	-0.152	1.508	2.143	-2.022							0.121			
TS	Round 1	4	⑤	④	②	③	③	④	③	4	32	4	⑤	②	5	⑤	5	3	4	③	36	68	
TS	Round 2	4	4	③	3	4	③	②	4	4	31	4	⑤	②	④	⑤	④	3	⑤	4	36	67	
TS	Round 3	4	4	④	3	4	③	④	4	4	34	4	③	3	5	4	5	④	4	4	36	70	205

Strokes Gained Legend: OTT = Off the Tee APR = Approach the Green ARG = Around the Green T2G = Tee to Green PUT = Putting TOT = Total Strokes Gained





2023 WM Phoenix Open  
Third Round Top Players



Course	Hole	1	2	3	4	5	6	7	8	9	Out	10	11	12	13	14	15	16	17	18	In	Total
TS TPC Scottsdale (Stadium)	Par	4	4	5	3	4	4	3	4	4	35	4	4	3	5	4	5	3	4	4	36	71

16 Dylan Frittelli -7

Course		DD1	DD2	FH	GIR	SH	SS	PT	Strokes Gained Statistics							TOT							
		OTT	APR	ARG	T2G	PUT																	
TS	Round 1	326	304	7	12	2	1	33	1.609	-1.010	0.424	1.022	-2.649	-1.627									
TS	Round 2	327	307	7	16	2	2	30	0.991	3.035	0.950	4.976	0.592	5.568									
TS	Round 3	351	284	7	11	3	0	26	0.902	0.643	-0.327	1.217	1.904	3.121									
TS	Round 1	5	5	4	3	4	4	3	3	4	35	5	4	4	5	3	4	5	39	74			
TS	Round 2	4	3	4	2	3	4	3	4	4	31	4	4	3	4	5	4	3	3	4	34	65	
TS	Round 3	4	4	3	3	4	4	3	4	4	33	4	3	3	4	5	4	4	3	4	34	67	206

Taylor Moore -7

Course		DD1	DD2	FH	GIR	SH	SS	PT	Strokes Gained Statistics							TOT						
		OTT	APR	ARG	T2G	PUT																
TS	Round 1	327	339	8	11	1	0	29	2.086	1.214	-0.704	2.595	0.778	3.373								
TS	Round 2	323	311	7	12	0	0	30	0.928	-0.215	0.288	1.001	-0.433	0.568								
TS	Round 3	345	286	9	11	0	0	26	-0.117	2.026	-0.308	1.600	1.521	3.121								
TS	Round 1	3	5	4	4	4	3	5	4	4	3	4	4	4	3	3	4	33	69			
TS	Round 2	5	4	5	3	4	5	3	4	4	37	3	4	4	4	4	3	3	4	33	70	
TS	Round 3	3	4	4	3	4	4	3	3	5	33	3	5	3	4	5	3	3	4	34	67	206

Justin Thomas -7

Course		DD1	DD2	FH	GIR	SH	SS	PT	Strokes Gained Statistics							TOT							
		OTT	APR	ARG	T2G	PUT																	
TS	Round 1	299	317	10	11	1	0	29	1.936	-0.765	0.197	1.367	0.006	1.373									
TS	Round 2	329	294	6	12	3	3	27	0.942	0.772	0.621	2.335	0.233	2.568									
TS	Round 3	359	286	9	14	1	1	30	0.728	1.455	1.550	3.732	-0.611	3.121									
TS	Round 1	4	4	5	3	4	3	4	4	4	35	4	4	4	4	5	3	3	4	36	71		
TS	Round 2	4	5	4	2	3	4	3	4	4	33	4	4	4	4	3	5	4	3	4	35	68	
TS	Round 3	4	5	4	3	4	4	3	4	4	35	4	3	3	3	4	4	3	4	4	32	67	206

Strokes Gained Legend: OTT = Off the Tee APR = Approach the Green ARG = Around the Green T2G = Tee to Green PUT = Putting TOT = Total Strokes Gained





## 2023 WM Phoenix Open Third Round Top Players



Course	Hole	1	2	3	4	5	6	7	8	9	Out	10	11	12	13	14	15	16	17	18	In	Total
TS TPC Scottsdale (Stadium)	Par	4	4	5	3	4	4	3	4	4	35	4	4	3	5	4	5	3	4	4	36	71

### Sam Ryder

-7

#### Strokes Gained Statistics

Course	DD1	DD2	FH	GIR	SH	SS	PT	OTT	APR	ARG	T2G	PUT	TOT								
TS Round 1	294	325	8	12	1	1	28	-0.433	2.908	-0.672	1.802	1.571	3.373								
TS Round 2	323	275	11	15	2	1	31	0.916	0.358	0.323	1.597	0.971	2.568								
TS Round 3	319	280	6	13	0	0	28	-1.406	2.450	-1.379	-0.336	1.457	1.121								
TS Round 1	③ 4	④	② 4	4	⑤	③	⑤	34	4	⑤	3	④ 4	5	3	③ 4	35	69				
TS Round 2	③ 4	④	3	4	4	3	4	③	32	4	③ 3	5	⑥	④	3	③ ⑤	36	68			
TS Round 3	4	4	④	3	③	⑤	3	4	4	34	4	③ 3	④	⑤	④	②	⑥	4	35	69	206

### 20 Keegan Bradley

-5

#### Strokes Gained Statistics

Course	DD1	DD2	FH	GIR	SH	SS	PT	OTT	APR	ARG	T2G	PUT	TOT							
TS Round 1	305	273	7	12	0	0	28	-0.348	1.548	0.206	1.405	1.968	3.373							
TS Round 2	316	306	7	12	2	1	30	1.193	-0.289	0.820	1.724	-2.156	-0.432							
TS Round 3	359	282	9	14	4	2	31	1.322	0.708	-0.931	1.098	1.023	2.121							
TS Round 1	③ 4	④	② 4	③	3	⑤	4	32	③	⑤	3	5	⑤	5	3	4	4	37	69	
TS Round 2	4	4	5	3	4	4	3	4	4	35	⑤	4	3	④	4	⑥	3	③ 4	36	71
TS Round 3	③ 4	④	3	4	③	④	4	4	33	4	③ 3	④	4	5	3	⑤	4	35	68	208

### Si Woo Kim

-5

#### Strokes Gained Statistics

Course	DD1	DD2	FH	GIR	SH	SS	PT	OTT	APR	ARG	T2G	PUT	TOT									
TS Round 1	292	289	5	9	1	0	28	-1.463	0.337	0.731	-0.396	0.769	0.373									
TS Round 2	309	301	7	9	6	4	24	0.409	-1.389	-1.397	-2.377	3.945	1.568									
TS Round 3	346	277	11	12	4	3	27	1.433	-0.781	1.230	1.881	1.240	3.121									
TS Round 1	4	4	④	④	4	4	④	4	4	36	4	⑤	3	5	4	5	②	4	4	36	72	
TS Round 2	4	4	④	3	4	4	3	4	③	33	4	⑤	3	④	4	5	3	4	4	36	69	
TS Round 3	4	4	5	②	4	③	3	4	4	33	4	4	3	④	⑤	④	3	4	③	34	67	208

Strokes Gained Legend: OTT = Off the Tee APR = Approach the Green ARG = Around the Green T2G = Tee to Green PUT = Putting TOT = Total Strokes Gained





2023 WM Phoenix Open  
Third Round Top Players



Course	Hole	1	2	3	4	5	6	7	8	9	Out	10	11	12	13	14	15	16	17	18	In	Total
TS TPC Scottsdale (Stadium)	Par	4	4	5	3	4	4	3	4	4	35	4	4	3	5	4	5	3	4	4	36	71

**Scott Stallings** -5

Course		DD1	DD2	FH	GIR	SH	SS	PT	Strokes Gained Statistics						TOT							
		OTT	APR	ARG	T2G	PUT							TOT									
TS	Round 1	327	307	5	13	0	0	27	0.199	3.755	1.399	5.352	1.021							6.373		
TS	Round 2	314	309	5	11	1	1	30	-1.025	0.108	0.811	-0.106	-2.326							-2.432		
TS	Round 3	345	290	5	11	0	0	29	-1.000	0.019	1.635	0.653	0.468							1.121		
TS	Round 1		③ 5 ④	3	4	4	3	4	③	33	5	4	3	③	4	5	3	③	③	33	66	
TS	Round 2		4 4 ④	3	4	4	3	4	4	34	4	5	5	④	4	5	4	4	4	39	73	
TS	Round 3		4 ③ ③	4	4	③	3	4	5	33	4	4	3	5	4	5	3	4	4	36	69	208

**Adam Schenk** -5

Course		DD1	DD2	FH	GIR	SH	SS	PT	Strokes Gained Statistics						TOT							
		OTT	APR	ARG	T2G	PUT							TOT									
TS	Round 1	331	321	5	10	3	1	27	0.934	-1.683	1.503	0.753	1.620							2.373		
TS	Round 2	343	298	8	12	2	1	28	1.201	-0.597	0.353	0.957	2.611							3.568		
TS	Round 3	353	294	5	11	1	0	28	-2.363	-0.049	-0.338	-2.751	1.872							-0.879		
TS	Round 1		4 ③ ④	3	6	4	3	4	4	35	4	③	4	④	4	④	3	5	4	35	70	
TS	Round 2		4 4 ④	3	③	5	3	4	4	34	4	4	3	④	4	5	②	③	4	33	67	
TS	Round 3		4 5 ④	3	6	4	3	5	4	38	4	4	4	④	③	5	②	③	4	33	71	208

**Seamus Power** -5

Course		DD1	DD2	FH	GIR	SH	SS	PT	Strokes Gained Statistics						TOT							
		OTT	APR	ARG	T2G	PUT							TOT									
TS	Round 1	316	294	8	11	1	1	30	1.759	-2.216	0.568	0.110	1.263							1.373		
TS	Round 2	295	299	6	10	0	0	28	-2.533	-0.050	0.077	-2.506	2.074							-0.432		
TS	Round 3	330	299	11	16	1	0	30	1.181	1.514	0.102	2.796	1.325							4.121		
TS	Round 1		4 4 ④	3	4	4	3	4	5	35	4	4	3	5	4	5	3	4	4	36	71	
TS	Round 2		4 4 ④	3	5	5	②	4	4	35	4	5	3	5	4	5	3	③	4	36	71	
TS	Round 3		4 4 ④	3	③	③	3	4	4	32	③	4	4	5	4	5	②	③	4	34	66	208

Strokes Gained Legend: OTT = Off the Tee APR = Approach the Green ARG = Around the Green T2G = Tee to Green PUT = Putting TOT = Total Strokes Gained





## 2023 WM Phoenix Open Third Round Top Players



Course	Hole	1	2	3	4	5	6	7	8	9	Out	10	11	12	13	14	15	16	17	18	In	Total
TS TPC Scottsdale (Stadium)	Par	4	4	5	3	4	4	3	4	4	35	4	4	3	5	4	5	3	4	4	36	71

### 25 Chesson Hadley -4

Course		DD1	DD2	FH	GIR	SH	SS	PT	Strokes Gained Statistics						TOT							
		OTT	APR	ARG	T2G	PUT							TOT									
TS	Round 1	298	320	5	5	3	1	21	-0.200	-2.285	1.284	-1.202	3.575	2.373								
TS	Round 2	330	292	9	12	4	2	28	0.824	-0.142	-1.088	-0.406	-0.026	-0.432								
TS	Round 3	350	281	4	14	0	0	31	-0.090	1.059	-0.500	0.468	1.653	2.121								
TS	Round 1	4	5	6	3	4	3	4	4	36	4	4	3	3	4	3	5	5	34	70		
TS	Round 2	4	4	4	3	4	3	5	4	34	4	4	3	5	4	5	3	4	5	37	71	
TS	Round 3	4	4	4	2	4	4	4	4	33	4	5	3	4	5	4	2	4	4	35	68	209

### Max Homa -4

Course		DD1	DD2	FH	GIR	SH	SS	PT	Strokes Gained Statistics						TOT							
		OTT	APR	ARG	T2G	PUT							TOT									
TS	Round 1	297	291	6	11	1	0	27	0.337	1.306	1.712	3.354	0.019	3.373								
TS	Round 2	313	319	8	13	0	0	28	-0.539	0.644	-0.564	-0.459	2.027	1.568								
TS	Round 3	362	297	7	10	0	0	27	-0.765	-1.945	2.153	-0.558	-0.321	-0.879								
TS	Round 1	4	3	5	3	3	4	4	4	33	4	4	2	5	5	3	4	4	36	69		
TS	Round 2	4	3	5	3	4	5	2	4	33	4	6	4	5	3	4	2	4	4	36	69	
TS	Round 3	4	4	5	3	3	4	4	4	34	5	4	3	5	4	5	2	3	6	37	71	209

### Hideki Matsuyama -4

Course		DD1	DD2	FH	GIR	SH	SS	PT	Strokes Gained Statistics						TOT							
		OTT	APR	ARG	T2G	PUT							TOT									
TS	Round 1	285	295	8	7	2	1	28	0.790	-1.894	0.177	-0.928	-0.699	-1.627								
TS	Round 2	309	295	7	12	3	2	27	0.774	0.386	0.586	1.746	0.822	2.568								
TS	Round 3	355	294	8	12	1	1	28	1.222	0.519	1.526	3.266	-0.145	3.121								
TS	Round 1	3	5	5	3	4	4	3	4	36	4	4	4	5	4	5	4	4	4	38	74	
TS	Round 2	3	4	4	3	4	4	3	4	33	3	3	3	5	5	3	4	4	4	35	68	
TS	Round 3	4	4	5	3	4	4	3	4	35	3	4	3	4	4	4	2	4	4	32	67	209

Strokes Gained Legend: OTT = Off the Tee APR = Approach the Green ARG = Around the Green T2G = Tee to Green PUT = Putting TOT = Total Strokes Gained





## 2023 WM Phoenix Open Third Round Top Players



Course	Hole	1	2	3	4	5	6	7	8	9	Out	10	11	12	13	14	15	16	17	18	In	Total
TS TPC Scottsdale (Stadium)	Par	4	4	5	3	4	4	3	4	4	35	4	4	3	5	4	5	3	4	4	36	71

### 28 Jason Dufner -3

Course		DD1	DD2	FH	GIR	SH	SS	PT	Strokes Gained Statistics						TOT								
		OTT	APR	ARG	T2G	PUT							TOT										
TS	Round 1	294	298	6	12	3	0	31	-1.370	3.068	1.175	2.872	-1.499	1.373									
TS	Round 2	311	306	7	11	3	3	28	0.770	-0.884	1.656	1.542	0.026	1.568									
TS	Round 3	338	280	12	14	1	1	31	1.200	1.992	1.203	4.394	-4.273	0.121									
TS	Round 1	③	4	⑥	②	③	4	④	⑤	⑤	36	4	4	3	③	4	5	④	4	4	35	71	
TS	Round 2	4	4	5	②	③	4	3	③	4	32	4	⑤	3	5	4	5	3	③	⑤	37	69	
TS	Round 3	4	4	5	3	4	4	④	②	4	34	⑤	4	3	④	⑤	④	3	4	4	36	70	210

### Rory McIlroy -3

Course		DD1	DD2	FH	GIR	SH	SS	PT	Strokes Gained Statistics						TOT								
		OTT	APR	ARG	T2G	PUT							TOT										
TS	Round 1	328	332	4	10	3	2	28	0.027	-1.133	0.576	-0.531	-0.096	-0.627									
TS	Round 2	361	297	8	13	0	0	28	1.364	2.452	0.970	4.786	-1.218	3.568									
TS	Round 3	369	286	9	12	2	2	29	-0.410	1.314	-0.330	0.573	-0.452	0.121									
TS	Round 1	⑤	4	5	3	4	4	④	4	4	37	4	⑤	3	5	4	④	3	③	⑤	36	73	
TS	Round 2	4	③	④	②	4	③	3	4	4	31	4	4	②	5	4	5	3	⑤	4	36	67	
TS	Round 3	4	4	④	④	4	③	④	③	4	34	4	4	3	④	⑥	④	3	⑤	③	36	70	210

### Matt Kuchar -3

Course		DD1	DD2	FH	GIR	SH	SS	PT	Strokes Gained Statistics						TOT								
		OTT	APR	ARG	T2G	PUT							TOT										
TS	Round 1	271	316	7	12	1	1	29	-0.140	-0.268	-0.652	-1.061	1.434	0.373									
TS	Round 2	296	292	7	12	2	2	27	0.266	-0.696	0.611	0.181	3.387	3.568									
TS	Round 3	309	261	7	10	2	2	29	-0.674	-1.261	0.466	-1.470	0.591	-0.879									
TS	Round 1	4	4	④	②	4	4	3	4	⑥	35	4	⑤	⑤	5	4	④	3	③	4	37	72	
TS	Round 2	③	4	④	3	4	4	3	4	⑤	34	③	4	3	④	4	④	3	4	4	33	67	
TS	Round 3	4	⑤	④	3	4	4	3	⑤	4	36	4	4	3	④	4	5	3	4	4	35	71	210

Strokes Gained Legend: OTT = Off the Tee APR = Approach the Green ARG = Around the Green T2G = Tee to Green PUT = Putting TOT = Total Strokes Gained





2023 WM Phoenix Open  
Third Round Top Players



Course	Hole	1	2	3	4	5	6	7	8	9	Out	10	11	12	13	14	15	16	17	18	In	Total
TS TPC Scottsdale (Stadium)	Par	4	4	5	3	4	4	3	4	4	35	4	4	3	5	4	5	3	4	4	36	71

**Billy Horschel** -3

Course	DD1	DD2	FH	GIR	SH	SS	PT	OTT	APR	ARG	T2G	PUT	TOT					
TS Round 1	299	302	6	8	0	0	27	-2.305	-0.400	-0.190	-2.896	3.269	0.373					
TS Round 2	293	310	8	10	2	0	25	-0.833	-0.153	0.892	-0.094	1.662	1.568					
TS Round 3	336	283	6	13	0	0	30	-1.355	0.627	-0.239	-0.968	2.089	1.121					
TS Round 1	4	4	6	2	4	4	3	3	5	35	4	5	3	4	5	37	72	
TS Round 2	4	4	5	3	3	5	2	4	4	34	4	5	2	5	4	35	69	
TS Round 3	4	5	4	2	4	4	2	4	4	33	5	5	3	4	4	36	69	210

**James Hahn** -3

Course	DD1	DD2	FH	GIR	SH	SS	PT	OTT	APR	ARG	T2G	PUT	TOT					
TS Round 1	319	337	10	10	2	0	26	1.381	0.688	0.576	2.644	-0.271	2.373					
TS Round 2	332	290	10	14	0	0	29	1.200	-1.051	-0.198	-0.049	2.617	2.568					
TS Round 3	337	294	8	11	2	0	31	-0.257	-1.502	0.141	-1.619	-0.260	-1.879					
TS Round 1	3	5	5	3	3	4	4	3	4	34	5	3	4	4	36	70		
TS Round 2	4	4	4	3	4	4	3	4	4	34	3	4	3	5	5	4	34	68
TS Round 3	3	4	4	3	4	5	4	4	5	36	4	4	3	4	4	36	72	210

**Tom Kim** -3

Course	DD1	DD2	FH	GIR	SH	SS	PT	OTT	APR	ARG	T2G	PUT	TOT								
TS Round 1	308	292	7	12	2	0	29	0.021	0.278	-1.201	-0.903	2.276	1.373								
TS Round 2	326	304	7	14	0	0	27	-0.303	1.974	-0.567	1.104	3.464	4.568								
TS Round 3	329	299	11	11	2	2	33	0.499	-0.726	0.782	0.554	-3.433	-2.879								
TS Round 1	4	5	5	4	3	4	3	4	3	35	4	4	3	5	5	3	3	4	36	71	
TS Round 2	3	3	6	3	4	4	2	4	3	32	4	3	3	5	4	4	3	4	4	34	66
TS Round 3	4	5	5	3	4	4	3	4	4	36	4	4	3	4	5	3	4	6	37	73	210

Strokes Gained Legend: OTT = Off the Tee APR = Approach the Green ARG = Around the Green T2G = Tee to Green PUT = Putting TOT = Total Strokes Gained





## 2023 WM Phoenix Open Third Round Top Players



Course	Hole	1	2	3	4	5	6	7	8	9	Out	10	11	12	13	14	15	16	17	18	In	Total
TS TPC Scottsdale (Stadium)	Par	4	4	5	3	4	4	3	4	4	35	4	4	3	5	4	5	3	4	4	36	71

### Sahith Theegala -3

Course		DD1	DD2	FH	GIR	SH	SS	PT	Strokes Gained Statistics						TOT					
		OTT	APR	ARG	T2G	PUT							TOT							
TS	Round 1	283	295	11	10	4	3	29	2.655	-1.770	0.939	1.823	-1.450	0.373						
TS	Round 2	309	299	3	13	1	1	30	-0.383	0.419	0.322	0.358	0.210	0.568						
TS	Round 3	340	290	6	11	1	0	26	1.309	-2.023	-0.440	-1.155	3.276	2.121						
TS	Round 1		5 3 4	3	4	4	4	4	35	4	4	3	5	4	6	3	4	4	37	72
TS	Round 2		4	4	5	3	4	4	3	5	4	4	4	4	3	4	4	34	70	
TS	Round 3		3	4	4	3	4	4	3	4	3	4	5	7	3	4	3	36	68	210

### Webb Simpson -3

Course		DD1	DD2	FH	GIR	SH	SS	PT	Strokes Gained Statistics						TOT				
		OTT	APR	ARG	T2G	PUT							TOT						
TS	Round 1	284	298	8	11	2	2	28	-0.575	2.518	0.829	2.771	-0.398	2.373					
TS	Round 2	314	285	6	9	2	1	29	-1.136	0.492	0.479	-0.165	-1.267	-1.432					
TS	Round 3	333	267	9	12	2	1	28	0.432	2.221	0.381	3.033	-0.912	2.121					
TS	Round 1		4	4	4	3	4	4	3	5	4	3	4	5	35	70			
TS	Round 2		5	5	4	3	4	4	3	4	4	5	4	5	2	4	4	36	72
TS	Round 3		4	5	4	3	3	4	3	4	3	4	4	3	4	4	33	68	210

### Adam Long -3

Course		DD1	DD2	FH	GIR	SH	SS	PT	Strokes Gained Statistics						TOT	
		OTT	APR	ARG	T2G	PUT							TOT			
TS	Round 1	283	308	8	9	4	0	25	0.701	0.382	-0.590	0.492	0.881	1.373		
TS	Round 2	350	274	10	15	0	0	33	0.922	-0.260	0.243	0.905	-1.337	-0.432		
TS	Round 3	325	266	13	11	3	2	26	0.422	-1.455	1.692	0.658	1.463	2.121		
TS	Round 1		4	3	5	3	4	5	4	4	4	3	4	6	35	71
TS	Round 2		4	4	5	3	4	4	3	4	5	3	4	4	35	71
TS	Round 3		4	4	5	2	4	5	2	4	3	4	4	35	68	210

Strokes Gained Legend: OTT = Off the Tee APR = Approach the Green ARG = Around the Green T2G = Tee to Green PUT = Putting TOT = Total Strokes Gained



## 2023 WM Phoenix Open Third Round Top Players



Course	Hole	1	2	3	4	5	6	7	8	9	Out	10	11	12	13	14	15	16	17	18	In	Total
TS TPC Scottsdale (Stadium)	Par	4	4	5	3	4	4	3	4	4	35	4	4	3	5	4	5	3	4	4	36	71

### Taylor Pendrith

-3

#### Strokes Gained Statistics

Course	DD1	DD2	FH	GIR	SH	SS	PT	OTT	APR	ARG	T2G	PUT	TOT			
TS Round 1	296	316	5	10	2	0	29	-0.768	-0.848	-0.904	-2.521	1.894	-0.627			
TS Round 2	339	300	8	15	4	2	31	0.852	0.178	0.345	1.375	0.193	1.568			
TS Round 3	362	277	7	14	1	1	30	-0.054	1.438	0.205	1.588	0.533	2.121			
TS Round 1	6	4	5	3	4	3	4	3	4	5	3	4	5	38	73	
TS Round 2	4	4	4	2	4	4	3	4	4	5	4	4	4	36	69	
TS Round 3	3	4	4	3	5	5	4	3	4	4	3	4	4	33	68	210

### 38 Ryan Palmer

-2

#### Strokes Gained Statistics

Course	DD1	DD2	FH	GIR	SH	SS	PT	OTT	APR	ARG	T2G	PUT	TOT			
TS Round 1	277	320	7	14	2	1	35	0.574	1.552	0.406	2.531	-3.158	-0.627			
TS Round 2	331	305	7	11	1	0	26	0.650	0.764	2.054	3.468	0.100	3.568			
TS Round 3	363	306	9	14	2	0	32	-0.395	1.427	-0.848	0.183	-1.062	-0.879			
TS Round 1	4	5	4	3	5	5	4	4	4	3	4	3	4	35	73	
TS Round 2	4	4	4	3	3	4	3	4	4	5	3	3	4	34	67	
TS Round 3	4	4	5	3	4	4	3	4	4	4	3	4	3	36	71	211

### Justin Lower

-2

#### Strokes Gained Statistics

Course	DD1	DD2	FH	GIR	SH	SS	PT	OTT	APR	ARG	T2G	PUT	TOT			
TS Round 1	306	316	9	12	3	2	32	0.066	1.685	-0.177	1.573	-0.200	1.373			
TS Round 2	303	299	6	14	0	0	30	-0.973	0.560	0.236	-0.177	1.745	1.568			
TS Round 3	333	289	9	11	3	2	28	-0.059	-1.380	-1.350	-2.790	1.911	-0.879			
TS Round 1	4	5	3	3	5	3	4	4	3	4	4	4	4	37	71	
TS Round 2	4	3	4	3	3	4	3	5	4	4	5	3	5	36	69	
TS Round 3	3	5	4	3	4	5	3	4	4	4	5	4	4	36	71	211

Strokes Gained Legend: OTT = Off the Tee APR = Approach the Green ARG = Around the Green T2G = Tee to Green PUT = Putting TOT = Total Strokes Gained





## 2023 WM Phoenix Open Third Round Top Players



Course	Hole	1	2	3	4	5	6	7	8	9	Out	10	11	12	13	14	15	16	17	18	In	Total
TS TPC Scottsdale (Stadium)	Par	4	4	5	3	4	4	3	4	4	35	4	4	3	5	4	5	3	4	4	36	71

### Aaron Rai

-2

#### Strokes Gained Statistics

Course	DD1	DD2	FH	GIR	SH	SS	PT	OTT	APR	ARG	T2G	PUT	TOT					
TS Round 1	296	291	7	10	2	0	27	0.192	-0.156	0.958	0.993	1.380	2.373					
TS Round 2	309	296	10	13	2	1	30	1.108	-0.829	1.334	1.613	-1.045	0.568					
TS Round 3	354	291	10	14	2	2	33	0.676	-0.177	0.304	0.802	-1.681	-0.879					
TS Round 1	4	5	4	4	4	3	3	4	4	3	5	4	5	3	3	4	35	70
TS Round 2	4	4	4	3	4	4	3	4	4	4	4	5	3	3	4	35	70	
TS Round 3	5	4	4	3	5	4	3	4	4	4	5	3	3	4	35	71	211	

### Zach Johnson

-2

#### Strokes Gained Statistics

Course	DD1	DD2	FH	GIR	SH	SS	PT	OTT	APR	ARG	T2G	PUT	TOT			
TS Round 1	280	311	10	13	0	0	30	0.519	0.628	-0.131	1.015	2.358	3.373			
TS Round 2	318	295	9	14	0	0	31	0.036	-0.292	-0.752	-1.008	0.576	-0.432			
TS Round 3	302	271	12	15	3	0	33	0.385	-0.030	-0.425	-0.071	-0.808	-0.879			
TS Round 1	5	4	4	3	4	4	3	3	4	5	3	4	4	35	69	
TS Round 2	3	5	4	3	4	4	3	4	4	5	3	4	4	37	71	
TS Round 3	4	3	5	3	3	4	4	4	4	4	4	4	5	37	71	211

### Viktor Hovland

-2

#### Strokes Gained Statistics

Course	DD1	DD2	FH	GIR	SH	SS	PT	OTT	APR	ARG	T2G	PUT	TOT						
TS Round 1	334	309	10	12	0	0	31	1.198	3.048	-0.929	3.316	-0.943	2.373						
TS Round 2	339	319	7	10	2	2	28	1.124	-1.672	-1.249	-1.797	2.365	0.568						
TS Round 3	349	293	8	13	1	0	33	1.193	0.447	-1.341	0.298	-1.177	-0.879						
TS Round 1	4	3	4	3	4	4	4	4	4	3	5	5	4	3	4	4	36	70	
TS Round 2	5	5	4	4	3	4	3	3	5	3	4	4	3	4	5	35	70		
TS Round 3	4	4	4	3	4	5	3	5	3	4	6	4	6	3	4	3	36	71	211

Strokes Gained Legend: OTT = Off the Tee   APR = Approach the Green   ARG = Around the Green   T2G = Tee to Green   PUT = Putting   TOT = Total Strokes Gained





## 2023 WM Phoenix Open Third Round Top Players



Course	Hole	1	2	3	4	5	6	7	8	9	Out	10	11	12	13	14	15	16	17	18	In	Total
TS TPC Scottsdale (Stadium)	Par	4	4	5	3	4	4	3	4	4	35	4	4	3	5	4	5	3	4	4	36	71

### Hayden Buckley -2

Course		DD1	DD2	FH	GIR	SH	SS	PT	Strokes Gained Statistics						TOT										
		OTT	APR	ARG	T2G	PUT							TOT												
TS	Round 1	303	299	6	13	0	0	30	0.411	1.222	-0.047	1.585	0.788							2.373					
TS	Round 2	315	290	6	12	2	2	29	-0.454	0.224	-0.544	-0.774	2.342							1.568					
TS	Round 3	342	286	9	13	3	0	32	0.593	-0.642	-0.359	-0.409	-1.470							-1.879					
TS	Round 1	4	5	5	②	4	4	3	4	5	③	④	⑤	②	③	⑤	③	④	⑤	③	④	⑤	36	70	
TS	Round 2	4	4	5	③	4	4	3	③	④	⑤	④	3	⑤	4	③	④	⑤	④	③	④	⑤	33	69	
TS	Round 3	4	4	5	④	3	4	4	④	⑤	⑥	④	⑤	④	⑤	⑥	④	⑤	④	⑤	⑥	④	⑤	36	72
																						<b>211</b>			

### Kevin Tway -2

Course		DD1	DD2	FH	GIR	SH	SS	PT	Strokes Gained Statistics						TOT										
		OTT	APR	ARG	T2G	PUT							TOT												
TS	Round 1	322	309	4	11	1	0	29	-1.186	0.401	-0.239	-1.025	2.398							1.373					
TS	Round 2	347	345	3	15	0	0	32	0.059	3.670	-0.743	2.986	0.582							3.568					
TS	Round 3	344	283	5	10	1	0	27	-3.831	-0.505	-0.218	-4.555	1.676							-2.879					
TS	Round 1	4	5	5	④	③	4	3	4	③	④	⑤	3	4	③	④	⑤	③	④	⑤	③	④	⑤	35	71
TS	Round 2	4	4	③	④	3	4	4	②	③	④	⑤	3	④	⑤	③	④	⑤	④	⑤	③	④	⑤	33	67
TS	Round 3	4	4	④	⑤	3	⑤	⑤	④	⑤	⑥	④	⑤	④	⑤	⑥	④	⑤	④	⑤	⑥	④	⑤	38	73
																						<b>211</b>			

### Kelly Kraft -2

Course		DD1	DD2	FH	GIR	SH	SS	PT	Strokes Gained Statistics						TOT											
		OTT	APR	ARG	T2G	PUT							TOT													
TS	Round 1	283	314	8	11	2	2	27	-0.642	0.001	0.018	-0.624	2.997							2.373						
TS	Round 2	299	266	6	12	2	1	29	-1.041	0.171	0.621	-0.249	-0.183							-0.432						
TS	Round 3	322	265	10	11	5	4	27	0.256	-3.362	0.167	-2.940	3.061							0.121						
TS	Round 1	5	4	④	⑤	3	⑤	4	3	4	④	⑤	3	4	③	④	⑤	③	④	⑤	③	④	⑤	36	70	
TS	Round 2	4	5	5	④	3	4	4	②	③	④	⑤	3	4	④	⑤	③	④	⑤	④	⑤	③	④	⑤	36	71
TS	Round 3	4	4	④	⑤	3	4	4	④	⑤	⑥	④	⑤	④	⑤	⑥	④	⑤	④	⑤	⑥	④	⑤	34	70	
																						<b>211</b>				

Strokes Gained Legend: OTT = Off the Tee   APR = Approach the Green   ARG = Around the Green   T2G = Tee to Green   PUT = Putting   TOT = Total Strokes Gained



2023 WM Phoenix Open  
Third Round Top Players



Course	Hole	1	2	3	4	5	6	7	8	9	Out	10	11	12	13	14	15	16	17	18	In	Total
TS TPC Scottsdale (Stadium)	Par	4	4	5	3	4	4	3	4	4	35	4	4	3	5	4	5	3	4	4	36	71

**Lucas Glover** -2

Course	DD1	DD2	FH	GIR	SH	SS	PT	OTT	APR	ARG	T2G	PUT	TOT									
TS Round 1	296	296	11	10	0	0	28	0.659	0.375	0.747	1.780	-0.407	1.373									
TS Round 2	328	287	7	15	1	1	32	0.046	1.097	-0.624	0.519	0.049	0.568									
TS Round 3	348	282	9	15	2	0	31	0.153	0.910	-0.237	0.825	-0.704	0.121									
TS Round 1	4	4	④	3	4	4	3	4	4	34	4	⑤	3	5	4	5	3	4	4	37	71	
TS Round 2	4	4	5	②	4	4	3	4	4	34	4	4	3	④	⑤	5	3	4	4	36	70	
TS Round 3	③	4	5	3	4	⑤	④	4	4	36	4	③	④	④	4	5	②	4	4	34	70	211

**Patrick Rodgers** -2

Course	DD1	DD2	FH	GIR	SH	SS	PT	OTT	APR	ARG	T2G	PUT	TOT									
TS Round 1	377	322	6	11	1	1	30	-1.139	-1.336	0.309	-2.167	1.540	-0.627									
TS Round 2	340	310	9	14	1	0	32	1.864	1.643	-1.035	2.472	0.096	2.568									
TS Round 3	331	300	8	10	5	3	28	1.403	-2.430	1.469	0.441	-0.320	0.121									
TS Round 1	4	⑥	5	3	4	4	⑤	③	4	38	⑤	⑤	3	5	4	④	3	③	③	35	73	
TS Round 2	4	4	④	3	③	4	3	⑤	⑤	35	③	4	3	④	4	④	②	4	⑤	33	68	
TS Round 3	4	⑤	③	3	4	⑤	3	4	4	35	4	4	3	5	4	5	3	③	4	35	70	211

**48 K.H. Lee** -1

Course	DD1	DD2	FH	GIR	SH	SS	PT	OTT	APR	ARG	T2G	PUT	TOT									
TS Round 1	283	339	6	9	3	2	27	-1.296	-0.641	0.123	-1.815	1.188	-0.627									
TS Round 2	321	282	6	13	1	0	28	-0.097	1.310	0.059	1.272	1.296	2.568									
TS Round 3	338	292	7	8	3	1	26	-0.075	-0.167	-1.626	-1.869	0.990	-0.879									
TS Round 1	⑤	4	④	3	③	4	④	4	⑤	36	4	⑤	3	④	4	5	3	4	⑤	37	73	
TS Round 2	4	⑤	④	3	③	4	3	4	⑤	35	4	4	②	④	4	5	3	③	4	33	68	
TS Round 3	③	4	④	3	4	4	④	4	4	34	⑤	4	3	④	4	5	3	⑤	4	37	71	212

Strokes Gained Legend: OTT = Off the Tee APR = Approach the Green ARG = Around the Green T2G = Tee to Green PUT = Putting TOT = Total Strokes Gained





## 2023 WM Phoenix Open Third Round Top Players



Course	Hole	1	2	3	4	5	6	7	8	9	Out	10	11	12	13	14	15	16	17	18	In	Total
TS TPC Scottsdale (Stadium)	Par	4	4	5	3	4	4	3	4	4	35	4	4	3	5	4	5	3	4	4	36	71

### Kurt Kitayama

-1

#### Strokes Gained Statistics

Course	DD1	DD2	FH	GIR	SH	SS	PT	OTT	APR	ARG	T2G	PUT	TOT									
TS Round 1	289	308	9	8	2	0	31	0.428	-2.542	-0.253	-2.368	-0.259	-2.627									
TS Round 2	331	302	8	13	0	0	27	0.761	2.965	-0.503	3.223	0.345	3.568									
TS Round 3	389	319	6	9	2	1	26	-0.923	-1.438	1.679	-0.683	0.804	0.121									
TS Round 1	5	5	5	4	4	4	3	4	5	39	4	4	3	6	5	5	3	3	3	36	75	
TS Round 2	5	3	4	2	4	4	3	4	5	34	3	4	3	4	5	4	3	3	4	33	67	
TS Round 3	4	3	4	2	4	4	4	4	4	33	4	5	4	4	5	4	2	5	4	37	70	212

### 50 Trey Mullinax

E

#### Strokes Gained Statistics

Course	DD1	DD2	FH	GIR	SH	SS	PT	OTT	APR	ARG	T2G	PUT	TOT								
TS Round 1	297	337	6	11	1	1	27	0.426	0.667	1.026	2.118	1.255	3.373								
TS Round 2	347	315	7	15	2	1	33	1.465	-0.059	0.866	2.272	-2.704	-0.432								
TS Round 3	381	324	8	12	2	1	33	0.827	-2.525	-0.884	-2.583	-0.296	-2.879								
TS Round 1	3	4	5	3	4	4	3	3	4	33	4	4	3	4	5	3	4	4	36	69	
TS Round 2	4	4	4	3	4	3	5	4	34	5	3	4	4	5	4	4	4	3	4	37	71
TS Round 3	5	4	4	3	4	5	3	5	4	37	3	4	4	4	6	3	3	4	36	73	213

### Danny Lee

E

#### Strokes Gained Statistics

Course	DD1	DD2	FH	GIR	SH	SS	PT	OTT	APR	ARG	T2G	PUT	TOT									
TS Round 1	284	305	6	10	2	1	28	-1.551	0.305	-0.383	-1.630	1.003	-0.627									
TS Round 2	292	285	10	11	1	1	26	-0.032	0.402	-0.017	0.353	3.215	3.568									
TS Round 3	319	270	9	14	4	1	34	-0.269	0.938	-0.591	0.077	-2.956	-2.879									
TS Round 1	4	4	4	2	4	4	3	4	3	32	5	3	3	5	4	7	3	5	6	41	73	
TS Round 2	4	4	4	3	4	4	3	3	4	33	4	3	3	5	4	4	3	4	4	34	67	
TS Round 3	4	4	5	4	4	4	3	4	4	36	4	4	4	4	5	3	4	4	5	37	73	213

Strokes Gained Legend: OTT = Off the Tee APR = Approach the Green ARG = Around the Green T2G = Tee to Green PUT = Putting TOT = Total Strokes Gained





## 2023 WM Phoenix Open Third Round Top Players



Course	Hole	1	2	3	4	5	6	7	8	9	Out	10	11	12	13	14	15	16	17	18	In	Total
TS TPC Scottsdale (Stadium)	Par	4	4	5	3	4	4	3	4	4	35	4	4	3	5	4	5	3	4	4	36	71

### Lucas Herbert

E

#### Strokes Gained Statistics

Course	DD1	DD2	FH	GIR	SH	SS	PT	OTT	APR	ARG	T2G	PUT	TOT				
TS Round 1	312	319	4	10	3	2	28	-0.234	-0.670	-0.094	-0.999	2.372	1.373				
TS Round 2	325	292	8	11	1	1	27	1.471	-2.239	1.152	0.384	1.184	1.568				
TS Round 3	339	291	9	13	0	0	34	0.275	-0.339	-1.097	-1.162	-1.717	-2.879				
TS Round 1	5	4	5	3	4	4	4	4	4	4	3	5	4	34	71		
TS Round 2	4	5	5	3	3	3	4	4	3	4	4	6	3	3	4	35	69
TS Round 3	5	5	6	3	4	4	3	4	3	4	3	3	4	36	73	213	

### Nate Lashley

E

#### Strokes Gained Statistics

Course	DD1	DD2	FH	GIR	SH	SS	PT	OTT	APR	ARG	T2G	PUT	TOT		
TS Round 1	329	301	9	12	0	0	32	0.137	2.417	0.904	3.457	-2.084	1.373		
TS Round 2	283	290	8	13	0	0	32	0.784	0.799	-0.867	0.716	-0.148	0.568		
TS Round 3	314	281	7	15	0	0	32	-0.208	-0.747	-0.910	-1.866	-0.013	-1.879		
TS Round 1	4	4	4	3	4	4	3	4	4	3	4	4	34	71	
TS Round 2	4	4	4	3	4	4	3	4	5	3	4	4	35	70	
TS Round 3	3	4	7	3	4	4	3	5	4	3	5	3	35	72	213

### Joel Dahmen

E

#### Strokes Gained Statistics

Course	DD1	DD2	FH	GIR	SH	SS	PT	OTT	APR	ARG	T2G	PUT	TOT				
TS Round 1	281	289	8	9	1	1	29	0.374	0.108	0.044	0.525	-1.152	-0.627				
TS Round 2	328	293	10	12	1	1	27	1.073	0.167	1.172	2.412	0.156	2.568				
TS Round 3	321	289	9	12	2	0	31	0.269	-1.273	0.654	-0.351	-1.528	-1.879				
TS Round 1	4	4	5	3	4	5	4	4	4	5	4	4	3	5	36	73	
TS Round 2	4	3	4	4	3	4	4	4	3	5	4	4	3	4	35	68	
TS Round 3	4	4	4	4	4	4	4	4	4	4	6	3	3	4	36	72	213

Strokes Gained Legend: OTT = Off the Tee APR = Approach the Green ARG = Around the Green T2G = Tee to Green PUT = Putting TOT = Total Strokes Gained



## 2023 WM Phoenix Open Third Round Top Players



Course	Hole	1	2	3	4	5	6	7	8	9	Out	10	11	12	13	14	15	16	17	18	In	Total
TS TPC Scottsdale (Stadium)	Par	4	4	5	3	4	4	3	4	4	35	4	4	3	5	4	5	3	4	4	36	71

### Beau Hossler

E

#### Strokes Gained Statistics

Course	DD1	DD2	FH	GIR	SH	SS	PT	OTT	APR	ARG	T2G	PUT	TOT								
TS Round 1	307	324	10	11	3	1	31	1.235	-1.551	-1.003	-1.320	-0.307	-1.627								
TS Round 2	317	296	7	13	3	1	29	0.672	1.135	1.158	2.965	-0.397	2.568								
TS Round 3	350	291	11	12	2	1	29	0.606	-2.172	1.537	-0.030	-0.849	-0.879								
TS Round 1	5	5	4	4	4	3	4	4	37	3	4	3	4	6	4	5	37	74			
TS Round 2	4	4	4	3	3	4	3	4	4	33	4	3	4	4	5	4	3	5	35	68	
TS Round 3	4	4	4	4	4	3	4	4	35	3	5	3	5	4	6	3	3	4	36	71	213

### Corey Connors

E

#### Strokes Gained Statistics

Course	DD1	DD2	FH	GIR	SH	SS	PT	OTT	APR	ARG	T2G	PUT	TOT									
TS Round 1	301	320	7	13	3	0	30	0.984	1.900	-1.072	1.811	0.562	2.373									
TS Round 2	310	305	9	10	2	2	29	1.444	-2.788	0.884	-0.460	-0.972	-1.432									
TS Round 3	362	291	9	16	2	0	36	0.799	0.388	-0.394	0.792	-1.671	-0.879									
TS Round 1	3	4	5	4	3	4	4	4	35	3	4	3	4	4	4	5	4	35	70			
TS Round 2	4	4	4	3	4	4	3	4	5	35	3	3	4	6	5	3	4	4	37	72		
TS Round 3	4	4	5	3	4	4	3	4	4	35	5	5	3	4	4	4	3	4	4	36	71	213

### 57 Brian Harman

+1

#### Strokes Gained Statistics

Course	DD1	DD2	FH	GIR	SH	SS	PT	OTT	APR	ARG	T2G	PUT	TOT									
TS Round 1	300	306	9	11	1	1	29	-0.130	0.744	1.496	2.109	-0.736	1.373									
TS Round 2	310	274	8	15	2	0	32	0.318	0.551	-0.172	0.697	-0.129	0.568									
TS Round 3	322	275	8	10	2	1	29	0.653	-3.438	-2.533	-5.319	2.440	-2.879									
TS Round 1	4	4	5	3	4	4	3	4	4	35	5	4	2	3	4	6	3	5	4	36	71	
TS Round 2	4	4	4	3	4	5	3	4	4	35	4	4	3	5	4	4	4	3	4	35	70	
TS Round 3	4	4	5	3	4	4	2	5	4	35	5	4	4	5	4	6	3	3	4	38	73	214

Strokes Gained Legend: OTT = Off the Tee APR = Approach the Green ARG = Around the Green T2G = Tee to Green PUT = Putting TOT = Total Strokes Gained



## 2023 WM Phoenix Open Third Round Top Players



Course	Hole	1	2	3	4	5	6	7	8	9	Out	10	11	12	13	14	15	16	17	18	In	Total
TS TPC Scottsdale (Stadium)	Par	4	4	5	3	4	4	3	4	4	35	4	4	3	5	4	5	3	4	4	36	71

### Matt Fitzpatrick +1

Course		DD1	DD2	FH	GIR	SH	SS	PT	Strokes Gained Statistics						TOT						
		OTT	APR	ARG	T2G	PUT							TOT								
TS	Round 1	300	302	7	13	0	0	31	0.004	1.328	-0.085	1.246	1.127	2.373							
TS	Round 2	349	299	8	14	3	1	31	1.088	-0.284	0.152	0.956	-1.388	-0.432							
TS	Round 3	318	285	6	9	3	1	29	-2.308	-1.664	2.472	-1.501	-1.378	-2.879							
TS	Round 1	5	4	4	2	3	4	4	33	4	5	3	4	5	3	4	4	37	70		
TS	Round 2	4	4	4	4	4	4	5	37	4	4	3	4	5	3	3	4	34	71		
TS	Round 3	5	4	4	3	4	4	4	36	3	5	3	5	4	6	3	4	4	37	73	214

### Brandon Wu +1

Course		DD1	DD2	FH	GIR	SH	SS	PT	Strokes Gained Statistics						TOT					
		OTT	APR	ARG	T2G	PUT							TOT							
TS	Round 1	297	342	6	12	1	0	33	0.900	0.679	0.315	1.893	-1.520	0.373						
TS	Round 2	322	299	12	11	2	0	28	1.179	0.518	-0.146	1.551	-0.983	0.568						
TS	Round 3	354	296	9	10	3	1	30	0.870	-0.512	-1.145	-0.788	-1.091	-1.879						
TS	Round 1	4	3	3	4	4	5	4	35	4	5	3	4	5	4	4	4	37	72	
TS	Round 2	4	3	5	4	4	4	3	35	5	5	3	4	3	5	3	3	4	35	70
TS	Round 3	4	5	5	3	4	4	3	38	4	5	4	4	5	2	3	3	34	72	214

### Greyson Sigg +1

Course		DD1	DD2	FH	GIR	SH	SS	PT	Strokes Gained Statistics						TOT						
		OTT	APR	ARG	T2G	PUT							TOT								
TS	Round 1	297	296	7	11	1	0	31	0.438	-0.274	-2.014	-1.851	1.224	-0.627							
TS	Round 2	276	281	7	9	1	1	27	-1.039	1.302	1.687	1.950	-0.382	1.568							
TS	Round 3	343	281	6	11	2	0	31	-0.888	-0.579	-0.226	-1.694	-0.185	-1.879							
TS	Round 1	4	4	5	3	5	4	3	36	4	4	3	5	4	6	4	3	4	37	73	
TS	Round 2	5	4	4	3	4	4	3	36	4	4	3	5	4	3	2	3	5	33	69	
TS	Round 3	4	4	4	2	5	5	3	34	5	6	3	3	4	6	3	3	5	38	72	214

Strokes Gained Legend: OTT = Off the Tee APR = Approach the Green ARG = Around the Green T2G = Tee to Green PUT = Putting TOT = Total Strokes Gained



2023 WM Phoenix Open  
Third Round Top Players



Course	Hole	1	2	3	4	5	6	7	8	9	Out	10	11	12	13	14	15	16	17	18	In	Total
TS TPC Scottsdale (Stadium)	Par	4	4	5	3	4	4	3	4	4	35	4	4	3	5	4	5	3	4	4	36	71

61 Erik van Rooyen +2

Course		DD1	DD2	FH	GIR	SH	SS	PT	Strokes Gained Statistics						TOT							
		OTT	APR	ARG	T2G	PUT																
TS	Round 1	289	297	6	11	1	0	29	0.080	1.711	-1.233	0.557	-0.184	0.373								
TS	Round 2	302	284	9	13	0	0	29	1.119	-0.468	1.408	2.059	-0.491	1.568								
TS	Round 3	328	282	10	13	0	0	32	-1.844	-0.621	-2.750	-5.216	1.337	-3.879								
TS	Round 1	4	4	5	3	4	4	4	4	4	②	5	③	5	3	4	⑥	36	72			
TS	Round 2	4	4	5	④	③	③	3	⑤	4	3	5	4	5	②	③	4	34	69			
TS	Round 3	⑤	4	④	④	4	4	3	4	4	③	4	3	5	4	⑥	3	4	⑥	38	74	215

Jim Herman +2

Course		DD1	DD2	FH	GIR	SH	SS	PT	Strokes Gained Statistics						TOT							
		OTT	APR	ARG	T2G	PUT																
TS	Round 1	308	314	9	14	1	1	31	1.091	4.102	0.949	6.141	-1.768	4.373								
TS	Round 2	306	290	9	13	0	0	30	0.660	-0.074	-0.050	0.536	1.032	1.568								
TS	Round 3	342	283	10	7	6	1	28	0.162	-5.202	-2.755	-7.796	-0.083	-7.879								
TS	Round 1	4	4	④	3	4	4	4	4	4	3	④	4	④	3	③	4	33	68			
TS	Round 2	4	4	④	3	4	4	3	4	4	⑤	③	3	5	4	5	3	③	4	35	69	
TS	Round 3	③	⑥	④	3	4	4	4	4	5	4	4	④	④	⑤	⑦	4	4	⑤	41	78	215

Keith Mitchell +2

Course		DD1	DD2	FH	GIR	SH	SS	PT	Strokes Gained Statistics						TOT							
		OTT	APR	ARG	T2G	PUT																
TS	Round 1	295	328	9	11	5	2	26	1.072	-0.741	-0.456	-0.126	1.499	1.373								
TS	Round 2	358	299	10	12	3	2	29	2.000	-0.267	-0.541	1.192	-1.624	-0.432								
TS	Round 3	363	314	7	15	2	1	33	0.135	-1.597	-0.161	-1.624	-1.255	-2.879								
TS	Round 1	⑤	③	5	④	4	4	3	4	4	②	5	③	④	④	4	⑤	35	71			
TS	Round 2	⑤	4	④	3	4	⑤	④	4	③	4	④	⑤	④	②	③	⑤	35	71			
TS	Round 3	4	4	5	3	4	4	3	4	⑤	③	4	3	④	⑥	⑥	3	4	4	37	73	215

Strokes Gained Legend: OTT = Off the Tee APR = Approach the Green ARG = Around the Green T2G = Tee to Green PUT = Putting TOT = Total Strokes Gained



## 2023 WM Phoenix Open Third Round Top Players



Course	Hole	1	2	3	4	5	6	7	8	9	Out	10	11	12	13	14	15	16	17	18	In	Total
TS TPC Scottsdale (Stadium)	Par	4	4	5	3	4	4	3	4	4	35	4	4	3	5	4	5	3	4	4	36	71

64 Gary Woodland		+3	Strokes Gained Statistics																					
			Course	DD1	DD2	FH	GIR	SH	SS	PT	OTT	APR	ARG	T2G	PUT	TOT								
TS	Round 1		320	308	4	12	3	2	32	-1.068	3.492	-0.167	2.256	-1.883	0.373									
TS	Round 2		333	310	5	11	1	1	27	0.853	0.286	1.205	2.344	-0.776	1.568									
TS	Round 3		360	309	9	10	3	1	33	0.772	-1.251	-1.198	-1.678	-3.201	-4.879									
TS	Round 1		4	4	5	3	4	5	3	4	4	36	4	4	4	4	5	3	4	4	36	72		
TS	Round 2		5	4	4	3	4	3	3	4	5	35	3	4	3	5	4	5	3	4	3	34	69	
TS	Round 3		5	4	5	3	5	3	4	3	4	36	5	5	3	4	5	3	3	6	3	39	75	216

65 Stewart Cink		+4	Strokes Gained Statistics																					
			Course	DD1	DD2	FH	GIR	SH	SS	PT	OTT	APR	ARG	T2G	PUT	TOT								
TS	Round 1		314	332	10	14	1	0	31	1.667	1.744	0.034	3.444	-0.071	3.373									
TS	Round 2		355	292	8	11	3	1	29	-1.109	-0.741	1.074	-0.776	-0.656	-1.432									
TS	Round 3		347	289	7	11	3	1	35	-2.194	-0.574	0.588	-2.181	-3.698	-5.879									
TS	Round 1		4	4	5	3	4	4	3	4	4	35	4	4	3	4	5	3	3	4	34	69		
TS	Round 2		3	5	4	3	3	5	3	4	3	33	4	4	4	4	5	5	3	5	5	39	72	
TS	Round 3		3	5	5	3	4	6	3	4	5	38	4	4	3	5	4	4	4	6	4	38	76	217

Cameron Young		+4	Strokes Gained Statistics																					
			Course	DD1	DD2	FH	GIR	SH	SS	PT	OTT	APR	ARG	T2G	PUT	TOT								
TS	Round 1		314	340	9	10	3	1	31	1.857	-0.930	-0.024	0.902	-1.529	-0.627									
TS	Round 2		352	315	8	13	3	2	30	1.238	-0.911	1.584	1.911	-0.343	1.568									
TS	Round 3		367	295	6	12	1	0	34	-0.879	0.638	-0.384	-0.626	-4.253	-4.879									
TS	Round 1		4	4	5	3	5	4	3	5	3	36	5	6	3	5	3	5	2	3	5	37	73	
TS	Round 2		4	3	4	3	4	5	2	4	4	33	4	4	3	4	7	3	4	3	3	36	69	
TS	Round 3		4	5	4	3	4	4	3	4	3	34	4	6	3	4	6	5	3	5	5	41	75	217

Strokes Gained Legend: OTT = Off the Tee APR = Approach the Green ARG = Around the Green T2G = Tee to Green PUT = Putting TOT = Total Strokes Gained



## 2023 WM Phoenix Open Third Round Top Players



Course	Hole	1	2	3	4	5	6	7	8	9	Out	10	11	12	13	14	15	16	17	18	In	Total	
TS TPC Scottsdale (Stadium)	Par	4	4	5	3	4	4	3	4	4	35	4	4	3	5	4	5	3	4	4	36	71	
<hr/>																							
<b>Cut Ryan Moore</b>		+1																					
Course		DD1	DD2	FH	GIR	SH	SS	PT	Strokes Gained Statistics						OTT	APR	ARG	T2G	PUT	TOT			
TS	Round 1	291	278	10	11	0	0	28	0.487	1.186	-0.416	1.256	0.117	1.373									
TS	Round 2	282	261	6	11	0	0	27	-2.818	-0.373	-0.936	-4.127	2.695	-1.432									
TS	Round 1	4	4	④	3	⑤	4	④	4	4	36	4	4	3	④	4	5	3	⑤	③	35	71	
TS	Round 2	4	③	5	3	③	4	3	⑥	③	34	⑤	⑤	3	⑥	4	⑥	②	③	4	38	72	143
<hr/>																							
<b>Cut David Lipsky</b>		+1																					
Course		DD1	DD2	FH	GIR	SH	SS	PT	Strokes Gained Statistics						OTT	APR	ARG	T2G	PUT	TOT			
TS	Round 1	306	289	5	10	4	1	31	0.043	0.034	0.116	0.192	-2.819	-2.627									
TS	Round 2	310	298	9	13	2	1	29	1.264	2.034	0.360	3.658	-1.090	2.568									
TS	Round 1	4	⑤	5	3	⑤	4	3	4	⑤	38	4	4	3	5	⑤	5	3	4	4	37	75	
TS	Round 2	③	4	⑥	3	⑤	4	3	4	4	36	③	⑤	②	5	4	④	②	③	4	32	68	143
<hr/>																							
<b>Cut Aaron Wise</b>		+1																					
Course		DD1	DD2	FH	GIR	SH	SS	PT	Strokes Gained Statistics						OTT	APR	ARG	T2G	PUT	TOT			
TS	Round 1	305	327	4	9	3	0	31	-0.507	0.651	-0.918	-0.775	0.148	-0.627									
TS	Round 2	337	310	9	11	2	0	29	0.769	0.302	-0.258	0.813	-0.245	0.568									
TS	Round 1	4	4	5	3	4	⑤	④	4	4	37	③	③	④	④	4	⑥	④	4	4	36	73	
TS	Round 2	4	③	5	3	4	⑤	3	4	⑤	36	4	4	3	③	4	5	3	③	⑤	34	70	143
<hr/>																							
<b>Cut Luke List</b>		+1																					
Course		DD1	DD2	FH	GIR	SH	SS	PT	Strokes Gained Statistics						OTT	APR	ARG	T2G	PUT	TOT			
TS	Round 1	314	325	8	10	3	0	29	1.120	-1.391	-0.148	-0.420	-0.207	-0.627									
TS	Round 2	347	316	6	15	2	1	35	1.059	1.731	0.083	2.873	-2.305	0.568									
TS	Round 1	4	⑤	④	④	⑤	③	④	4	4	37	4	4	④	④	4	5	3	4	4	36	73	
TS	Round 2	4	4	④	3	4	4	3	4	4	34	4	4	3	5	⑤	5	④	③	③	36	70	143

Strokes Gained Legend: OTT = Off the Tee   APR = Approach the Green   ARG = Around the Green   T2G = Tee to Green   PUT = Putting   TOT = Total Strokes Gained



## 2023 WM Phoenix Open Third Round Top Players



Course	Hole	1	2	3	4	5	6	7	8	9	Out	10	11	12	13	14	15	16	17	18	In	Total
TS TPC Scottsdale (Stadium)	Par	4	4	5	3	4	4	3	4	4	35	4	4	3	5	4	5	3	4	4	36	71

Cut Chris Kirk																							
Course		DD1	DD2	FH	GIR	SH	SS	PT		OTT	APR	ARG	T2G	PUT	TOT								
TS	Round 1	287	298	7	11	4	1	29		-0.234	-0.182	0.228	-0.189	0.562	0.373								
TS	Round 2	327	292	5	12	2	2	29		0.222	-1.600	1.328	-0.050	-0.382	-0.432								
TS	Round 1		5	4	4	2	5	3	4	4	5		36										
TS	Round 2		5	4	5	3	4	3	2	4	4		34										

Cut Andrew Putnam																							
Course		DD1	DD2	FH	GIR	SH	SS	PT		OTT	APR	ARG	T2G	PUT	TOT								
TS	Round 1	283	283	8	12	3	1	31		-0.095	0.536	-1.151	-0.711	0.084	-0.627								
TS	Round 2	288	257	6	13	1	1	29		-0.253	-0.384	0.010	-0.627	1.195	0.568								
TS	Round 1		4	4	5	3	5	3	4	4		36											
TS	Round 2		4	4	5	3	3	4	3	4	4		34										

Cut Alex Noren																							
Course		DD1	DD2	FH	GIR	SH	SS	PT		OTT	APR	ARG	T2G	PUT	TOT								
TS	Round 1	293	300	6	13	2	0	34		-0.803	-0.163	-0.984	-1.951	0.324	-1.627								
TS	Round 2	304	302	5	10	2	1	24		-1.534	1.958	0.061	0.485	1.083	1.568								
TS	Round 1		4	5	3	4	4	3	5	3		36											
TS	Round 2		4	4	5	4	3	3	3	5		34											

Cut Doug Ghim																							
Course		DD1	DD2	FH	GIR	SH	SS	PT		OTT	APR	ARG	T2G	PUT	TOT								
TS	Round 1	287	326	7	12	0	0	32		0.012	-0.440	1.459	1.030	-2.657	-1.627								
TS	Round 2	316	291	10	13	3	0	29		0.969	-1.567	-0.002	-0.600	2.168	1.568								
TS	Round 1		4	4	5	3	4	4	3	5	4		36										

Strokes Gained Legend: OTT = Off the Tee   APR = Approach the Green   ARG = Around the Green   T2G = Tee to Green   PUT = Putting   TOT = Total Strokes Gained



## 2023 WM Phoenix Open Third Round Top Players



Course	Hole	1	2	3	4	5	6	7	8	9	Out	10	11	12	13	14	15	16	17	18	In	Total	
TS TPC Scottsdale (Stadium)	Par	4	4	5	3	4	4	3	4	4	35	4	4	3	5	4	5	3	4	4	36	71	
TS	Round 2	③	4	5	②	4	4	②	4	⑤	33	4	⑤	②	④	⑤	5	3	4	4	36	69	143
<b>Cut Tommy Fleetwood</b>												Strokes Gained Statistics											
Course		DD1	DD2	FH	GIR	SH	SS	PT							OTT	APR	ARG	T2G	PUT	TOT			
TS	Round 1	355	295	7	11	1	1	30							-0.683	0.178	0.663	0.157	0.216	0.373			
TS	Round 2	346	286	8	10	3	1	27							-0.519	0.233	0.396	0.110	-0.542	-0.432			
TS	Round 1	4	4	5	3	③	4	3	4	4	34	③	4	3	⑥	⑤	5	3	4	⑤	38	72	
TS	Round 2	4	4	④	3	4	4	3	4	⑤	35	4	⑤	3	④	⑤	5	②	4	4	36	71	143
<b>Cut Garrick Higgo</b>												Strokes Gained Statistics											
Course		DD1	DD2	FH	GIR	SH	SS	PT							OTT	APR	ARG	T2G	PUT	TOT			
TS	Round 1	289	288	8	13	2	1	34							0.285	0.342	0.554	1.180	-1.807	-0.627			
TS	Round 2	315	281	7	10	1	0	29							0.763	0.300	1.019	2.082	-1.514	0.568			
TS	Round 1	4	4	④	3	4	⑤	3	4	4	35	4	⑤	④	5	4	④	3	4	⑤	38	73	
TS	Round 2	4	4	④	3	4	4	3	⑤	4	35	4	4	3	④	⑤	④	3	4	4	35	70	143
<b>Cut Patrick Cantlay</b>												Strokes Gained Statistics											
Course		DD1	DD2	FH	GIR	SH	SS	PT							OTT	APR	ARG	T2G	PUT	TOT			
TS	Round 1	321	315	7	11	1	0	29							0.594	-0.669	-1.700	-1.776	1.149	-0.627			
TS	Round 2	361	294	5	14	2	0	32							0.847	0.110	-0.158	0.799	-0.231	0.568			
TS	Round 1	4	③	5	3	⑤	4	3	4	4	35	4	4	④	④	⑤	5	④	4	4	38	73	
TS	Round 2	4	4	5	④	4	4	④	4	4	37	③	4	④	④	4	④	3	③	4	33	70	143
<b>Cut Tyler Duncan</b>												Strokes Gained Statistics											
Course		DD1	DD2	FH	GIR	SH	SS	PT							OTT	APR	ARG	T2G	PUT	TOT			
TS	Round 1	304	316	9	11	1	1	30							0.626	1.244	0.240	2.109	-1.736	0.373			
TS	Round 2	318	307	12	13	1	0	33							1.300	1.628	-0.519	2.409	-2.841	-0.432			

Strokes Gained Legend: OTT = Off the Tee   APR = Approach the Green   ARG = Around the Green   T2G = Tee to Green   PUT = Putting   TOT = Total Strokes Gained





## 2023 WM Phoenix Open Third Round Top Players



Course	Hole	1	2	3	4	5	6	7	8	9	Out	10	11	12	13	14	15	16	17	18	In	Total	
TS TPC Scottsdale (Stadium)	Par	4	4	5	3	4	4	3	4	4	35	4	4	3	5	4	5	3	4	4	36	71	
TS	Round 1	4	4	④	②	⑤	⑤	3	4	4	35	4	4	3	5	4	④	⑤	4	4	37	72	
TS	Round 2	4	4	5	④	4	4	3	4	⑤	37	③	4	3	5	4	5	3	③	4	34	71	143
<b>Cut Richy Werenski</b>												Strokes Gained Statistics											
Course		DD1	DD2	FH	GIR	SH	SS	PT							OTT	APR	ARG	T2G	PUT	TOT			
TS	Round 1	312	327	10	8	3	2	26							1.543	-2.754	0.397	-0.815	2.188	1.373			
TS	Round 2	322	291	11	9	3	2	29							1.685	-1.057	-0.659	-0.031	-1.401	-1.432			
TS	Round 1	⑤	4	④	3	③	4	3	4	4	34	4	4	④	5	4	5	3	4	4	37	71	
TS	Round 2	⑤	4	5	3	4	4	④	4	4	37	4	③	3	④	⑤	④	3	⑤	4	35	72	143
<b>Cut Kramer Hickok</b>												Strokes Gained Statistics											
Course		DD1	DD2	FH	GIR	SH	SS	PT							OTT	APR	ARG	T2G	PUT	TOT			
TS	Round 1	300	333	12	11	2	1	30							0.609	-1.752	-0.067	-1.211	1.584	0.373			
TS	Round 2	307	286	7	13	3	1	32							-0.607	-0.402	0.204	-0.805	-0.627	-1.432			
TS	Round 1	⑤	4	5	3	③	⑥	④	4	4	38	4	4	3	5	③	5	3	③	4	34	72	
TS	Round 2	4	⑤	④	3	4	4	3	4	4	35	③	⑤	3	5	⑤	5	3	4	4	37	72	144
<b>Cut Brendan Steele</b>												Strokes Gained Statistics											
Course		DD1	DD2	FH	GIR	SH	SS	PT							OTT	APR	ARG	T2G	PUT	TOT			
TS	Round 1	300	315	6	14	1	0	32							1.164	2.182	-1.182	2.163	-0.790	1.373			
TS	Round 2	341	284	5	13	2	1	35							-0.581	0.731	-0.333	-0.183	-2.249	-2.432			
TS	Round 1	4	4	⑥	②	⑤	4	3	4	⑤	37	4	4	3	④	4	5	3	③	4	34	71	
TS	Round 2	4	4	⑥	3	⑤	4	3	⑤	⑤	39	③	4	④	④	4	5	3	③	4	34	73	144
<b>Cut Troy Merritt</b>												Strokes Gained Statistics											
Course		DD1	DD2	FH	GIR	SH	SS	PT							OTT	APR	ARG	T2G	PUT	TOT			
TS	Round 1	317	295	7	12	1	0	30							0.421	1.922	0.003	2.345	0.028	2.373			
TS	Round 2	313	291	6	10	3	0	31							-0.683	-0.978	-0.674	-2.335	-1.097	-3.432			

Strokes Gained Legend: OTT = Off the Tee   APR = Approach the Green   ARG = Around the Green   T2G = Tee to Green   PUT = Putting   TOT = Total Strokes Gained



## 2023 WM Phoenix Open Third Round Top Players



Course	Hole	1	2	3	4	5	6	7	8	9	Out	10	11	12	13	14	15	16	17	18	In	Total
TS TPC Scottsdale (Stadium)	Par	4	4	5	3	4	4	3	4	4	35	4	4	3	5	4	5	3	4	4	36	71

TS	Round 1	4	4	5	②	③	4	3	4	4	33	4	4	3	④	⑤	⑥	3	4	4	37	70	
TS	Round 2	4	4	5	④	4	③	3	4	4	35	⑤	⑤	④	5	4	⑥	②	③	⑤	39	74	144

### Cut Chez Reavie

+2

#### Strokes Gained Statistics

Course	DD1	DD2	FH	GIR	SH	SS	PT	OTT	APR	ARG	T2G	PUT	TOT									
TS Round 1	276	295	3	10	3	2	29	-1.661	-0.088	-1.760	-3.510	1.883	-1.627									
TS Round 2	290	276	10	12	2	1	31	0.040	1.439	-0.121	1.358	-0.790	0.568									
TS Round 1	4	4	④	3	4	4	⑤	4	⑤	37	⑤	4	3	5	4	5	3	4	4	37	74	
TS Round 2	4	4	④	3	⑤	4	3	4	4	35	4	⑤	3	④	4	5	3	4	③	35	70	144

### Cut Martin Laird

+2

#### Strokes Gained Statistics

Course	DD1	DD2	FH	GIR	SH	SS	PT	OTT	APR	ARG	T2G	PUT	TOT									
TS Round 1	276	292	9	8	4	2	31	0.296	-1.414	0.741	-0.378	-2.249	-2.627									
TS Round 2	308	276	10	11	2	2	28	-0.536	1.792	-1.018	0.238	1.330	1.568									
TS Round 1	4	⑤	5	3	4	4	3	⑤	⑤	38	4	4	3	5	⑤	5	④	③	4	37	75	
TS Round 2	③	4	5	3	4	4	3	4	4	34	③	⑤	3	5	4	5	3	③	4	35	69	144

### Cut Lee Hodges

+2

#### Strokes Gained Statistics

Course	DD1	DD2	FH	GIR	SH	SS	PT	OTT	APR	ARG	T2G	PUT	TOT									
TS Round 1	265	323	8	11	1	1	31	0.122	0.606	0.639	1.366	-0.993	0.373									
TS Round 2	305	294	8	9	1	1	29	0.911	-2.376	0.884	-0.581	-0.851	-1.432									
TS Round 1	4	4	④	3	③	4	④	4	⑤	35	4	⑤	3	⑥	4	5	④	③	③	37	72	
TS Round 2	4	4	④	④	③	⑤	②	4	4	34	4	4	④	5	4	⑥	3	4	4	38	72	144

### Cut Matt Wallace

+2

#### Strokes Gained Statistics

Course	DD1	DD2	FH	GIR	SH	SS	PT	OTT	APR	ARG	T2G	PUT	TOT
TS Round 1	328	319	3	9	1	0	28	-0.742	-1.613	0.789	-1.567	0.940	-0.627

Strokes Gained Legend: OTT = Off the Tee APR = Approach the Green ARG = Around the Green T2G = Tee to Green PUT = Putting TOT = Total Strokes Gained





## 2023 WM Phoenix Open Third Round Top Players



Course	Hole	1	2	3	4	5	6	7	8	9	Out	10	11	12	13	14	15	16	17	18	In	Total	
TS TPC Scottsdale (Stadium)	Par	4	4	5	3	4	4	3	4	4	35	4	4	3	5	4	5	3	4	4	36	71	
TS	Round 2	323	299	5	8	3	2	27				-1.713	-0.909	1.913	-0.709	0.277	-0.432						
TS	Round 1		4	4	5	3	5	5	4	4	38	4	3	3	5	4	5	3	4	4	35	73	
TS	Round 2		4	5	4	3	4	4	3	4	35	5	4	2	4	4	6	3	3	5	36	71	144
<b>Cut Ricky Barnes</b>												<b>Strokes Gained Statistics</b>											
Course		DD1	DD2	FH	GIR	SH	SS	PT	OTT	APR	ARG	T2G	PUT	TOT									
TS	Round 1	313	302	2	8	2	1	27	-2.013	0.090	0.429	-1.495	0.868	-0.627									
TS	Round 2	349	313	4	11	4	1	29	-3.197	1.418	-0.187	-1.966	1.534	-0.432									
TS	Round 1		5	4	5	3	5	4	3	4	4	37	4	4	3	4	5	3	5	4	36	73	
TS	Round 2		4	5	3	3	4	3	5	4	34	3	5	4	5	3	7	3	4	3	37	71	144
<b>Cut Russell Knox</b>												<b>Strokes Gained Statistics</b>											
Course		DD1	DD2	FH	GIR	SH	SS	PT	OTT	APR	ARG	T2G	PUT	TOT									
TS	Round 1	286	297	8	12	2	0	30	-1.688	2.714	0.119	1.144	-1.771	-0.627									
TS	Round 2	328	272	11	11	1	0	31	0.590	-0.352	-0.804	-0.566	-0.866	-1.432									
TS	Round 1		5	4	5	4	4	3	4	5	37	4	5	3	5	4	4	3	4	4	36	73	
TS	Round 2		4	5	6	3	3	4	4	5	39	4	3	3	4	4	4	3	4	4	33	72	145
<b>Cut Russell Henley</b>												<b>Strokes Gained Statistics</b>											
Course		DD1	DD2	FH	GIR	SH	SS	PT	OTT	APR	ARG	T2G	PUT	TOT									
TS	Round 1	270	265	9	9	4	2	30	-0.744	-3.137	-0.441	-4.323	-1.304	-5.627									
TS	Round 2	310	290	10	12	1	0	27	0.949	0.531	0.597	2.077	1.491	3.568									
TS	Round 1		4	4	5	3	4	3	4	5	37	4	6	3	5	5	4	5	4	4	41	78	
TS	Round 2		4	4	4	3	4	4	3	4	35	3	5	2	4	3	4	3	4	4	32	67	145
<b>Cut Tom Hoge</b>												<b>Strokes Gained Statistics</b>											
Course		DD1	DD2	FH	GIR	SH	SS	PT	OTT	APR	ARG	T2G	PUT	TOT									

Strokes Gained Legend: OTT = Off the Tee   APR = Approach the Green   ARG = Around the Green   T2G = Tee to Green   PUT = Putting   TOT = Total Strokes Gained



2023 WM Phoenix Open  
Third Round Top Players



Course	Hole	1	2	3	4	5	6	7	8	9	Out	10	11	12	13	14	15	16	17	18	In	Total		
TS TPC Scottsdale (Stadium)	Par	4	4	5	3	4	4	3	4	4	35	4	4	3	5	4	5	3	4	4	36	71		
TS	Round 1	271	303	7	13	0	0	0	31			0.430	0.878	0.260	1.567	-0.194	1.373							
TS	Round 2	308	260	6	10	1	1	30				-2.789	1.953	0.825	-0.011	-3.421	-3.432							
TS	Round 1		4	4	④	3	4	4	3	4	4	34	4	4	3	5	⑤	5	3	4	4	37	71	
TS	Round 2		4	⑤	③	3	4	4	④	⑤	4	36	4	4	3	④	⑥	5	3	③	⑥	38	74	145
<b>Cut Matthias Schwab</b>						+3																		
Course		DD1	DD2	FH	GIR	SH	SS	PT	Strokes Gained Statistics															
									OTT	APR	ARG	T2G	PUT	TOT										
TS	Round 1	301	341	6	7	1	0	27	-2.573	-0.056	1.121	-1.509	-0.118	-1.627										
TS	Round 2	320	293	9	12	0	0	30	0.878	-1.391	-0.655	-1.168	0.736	-0.432										
TS	Round 1		4	4	⑥	②	4	4	④	4	4	36	4	⑤	3	5	⑤	④	④	4	4	38	74	
TS	Round 2		4	4	④	3	4	4	②	⑤	4	34	⑤	4	④	5	4	5	②	4	4	37	71	145
<b>Cut Doc Redman</b>						+3																		
Course		DD1	DD2	FH	GIR	SH	SS	PT	Strokes Gained Statistics															
									OTT	APR	ARG	T2G	PUT	TOT										
TS	Round 1	273	292	10	11	4	1	31	0.461	-0.428	-0.617	-0.585	-0.042	-0.627										
TS	Round 2	293	279	9	12	2	1	30	-0.486	-0.319	-0.893	-1.698	0.266	-1.432										
TS	Round 1		⑤	4	④	②	③	4	3	⑤	⑤	35	4	4	④	5	⑤	5	3	4	4	38	73	
TS	Round 2		4	4	④	④	③	4	3	4	4	34	4	⑤	3	⑥	4	5	3	4	4	38	72	145
<b>Cut Stephan Jaeger</b>						+3																		
Course		DD1	DD2	FH	GIR	SH	SS	PT	Strokes Gained Statistics															
									OTT	APR	ARG	T2G	PUT	TOT										
TS	Round 1	306	309	5	10	1	1	32	-1.862	-1.660	0.617	-2.906	-0.721	-3.627										
TS	Round 2	335	309	6	13	3	1	29	0.485	0.892	1.494	2.871	-1.303	1.568										
TS	Round 1		4	4	5	④	4	4	④	4	③	36	4	⑤	3	5	4	⑥	3	4	⑥	40	76	
TS	Round 2		4	③	④	3	4	4	②	4	4	32	⑤	③	3	5	⑤	5	3	4	4	37	69	145

Strokes Gained Legend: OTT = Off the Tee APR = Approach the Green ARG = Around the Green T2G = Tee to Green PUT = Putting TOT = Total Strokes Gained



## 2023 WM Phoenix Open Third Round Top Players



Course	Hole	1	2	3	4	5	6	7	8	9	Out	10	11	12	13	14	15	16	17	18	In	Total		
TS TPC Scottsdale (Stadium)	Par	4	4	5	3	4	4	3	4	4	35	4	4	3	5	4	5	3	4	4	36	71		
<hr/>																								
<b>Cut Collin Morikawa</b>		+3																						
Course		DD1	DD2	FH	GIR	SH	SS	PT	Strokes Gained Statistics															
									OTT	APR	ARG	T2G	PUT	TOT										
TS	Round 1	282	305	9	10	3	0	29	0.753	0.328	-1.191	-0.111	-0.516	-0.627										
TS	Round 2	321	308	8	9	0	0	29	-0.163	1.387	-0.898	0.326	-1.758	-1.432										
TS	Round 1		5	4	5	3	4	4	3	4	4	36	4	4	4	5	5	4	3	3	5	37	73	
TS	Round 2		4	4	5	4	4	4	3	4	4	36	3	4	3	6	4	4	4	4	4	36	72	145
<hr/>																								
<b>Cut Mackenzie Hughes</b>		+3																						
Course		DD1	DD2	FH	GIR	SH	SS	PT	Strokes Gained Statistics															
									OTT	APR	ARG	T2G	PUT	TOT										
TS	Round 1	272	345	9	13	1	1	33	0.834	-1.018	0.031	-0.154	-1.473	-1.627										
TS	Round 2	309	284	7	10	1	0	26	-0.068	-1.791	-0.847	-2.706	2.274	-0.432										
TS	Round 1		4	4	5	3	4	5	3	4	4	36	4	6	3	4	5	4	3	4	5	38	74	
TS	Round 2		3	5	5	4	4	5	3	4	4	37	4	4	4	4	4	3	3	4	4	34	71	145
<hr/>																								
<b>Cut Michael Thompson</b>		+4																						
Course		DD1	DD2	FH	GIR	SH	SS	PT	Strokes Gained Statistics															
									OTT	APR	ARG	T2G	PUT	TOT										
TS	Round 1	292	280	9	11	1	1	33	0.936	-0.796	-1.222	-1.083	-2.544	-3.627										
TS	Round 2	294	283	10	11	3	0	26	0.148	-1.764	-0.801	-2.417	2.985	0.568										
TS	Round 1		5	5	4	4	5	4	3	4	4	38	4	4	3	5	5	3	4	5	38	76		
TS	Round 2		3	5	4	2	4	3	3	4	3	31	4	5	5	5	4	5	3	3	5	39	70	146
<hr/>																								
<b>Cut Dalton Ward</b>		+4																						
Course		DD1	DD2	FH	GIR	SH	SS	PT	Strokes Gained Statistics															
									OTT	APR	ARG	T2G	PUT	TOT										
TS	Round 1	310	269	7	15	2	0	33	-0.409	1.369	-0.808	0.151	-0.778	-0.627										
TS	Round 2	303	295	9	14	1	0	33	0.480	0.700	-0.780	0.400	-2.832	-2.432										
TS	Round 1		5	6	4	3	3	3	4	4	4	36	4	4	3	4	4	5	4	5	4	37	73	
TS	Round 2		5	4	5	4	4	4	3	4	4	37	4	4	3	4	5	3	4	4	36	73	146	

Strokes Gained Legend: OTT = Off the Tee APR = Approach the Green ARG = Around the Green T2G = Tee to Green PUT = Putting TOT = Total Strokes Gained



2023 WM Phoenix Open  
Third Round Top Players



Course	Hole	1	2	3	4	5	6	7	8	9	Out	10	11	12	13	14	15	16	17	18	In	Total
TS TPC Scottsdale (Stadium)	Par	4	4	5	3	4	4	3	4	4	35	4	4	3	5	4	5	3	4	4	36	71

**Cut Kevin Streelman** +4

Course	DD1	DD2	FH	GIR	SH	SS	PT	Strokes Gained Statistics						TOT		
	OTT	APR	ARG	T2G	PUT	TOT										
TS Round 1	287	286	8	11	2	1	32	0.136	-0.825	1.277	0.587	-2.214	-1.627			
TS Round 2	317	292	9	11	2	0	30	-1.393	-0.225	-0.131	-1.749	0.317	-1.432			
TS Round 1		5	5	5	3	4	5	4	3	4	3	4	4	36	74	
TS Round 2		4	4	4	3	3	4	3	4	4	3	5	5	39	72	146

**Cut Taylor Montgomery** +4

Course	DD1	DD2	FH	GIR	SH	SS	PT	Strokes Gained Statistics						TOT		
	OTT	APR	ARG	T2G	PUT	TOT										
TS Round 1	287	303	6	7	2	1	29	-1.824	-1.684	-0.461	-3.970	1.343	-2.627			
TS Round 2	356	312	5	12	0	0	30	-0.723	1.476	0.157	0.910	-1.342	-0.432			
TS Round 1		4	4	5	2	4	4	3	5	4	3	3	4	40	75	
TS Round 2		4	4	3	3	4	3	4	4	3	4	4	3	39	71	146

**Cut Robert Streb** +4

Course	DD1	DD2	FH	GIR	SH	SS	PT	Strokes Gained Statistics						TOT		
	OTT	APR	ARG	T2G	PUT	TOT										
TS Round 1	293	325	5	9	2	0	25	0.040	-1.645	2.477	0.871	0.502	1.373			
TS Round 2	336	300	7	10	5	0	33	-0.792	-0.747	-0.302	-1.841	-2.591	-4.432			
TS Round 1		5	3	4	3	4	4	4	3	4	5	5	4	4	38	71
TS Round 2		4	4	5	3	4	5	5	4	4	3	4	4	37	75	146

**Cut Peter Malnati** +4

Course	DD1	DD2	FH	GIR	SH	SS	PT	Strokes Gained Statistics						TOT	
	OTT	APR	ARG	T2G	PUT	TOT									
TS Round 1	274	306	4	10	1	1	29	-0.765	-1.460	0.419	-1.807	1.180	-0.627		
TS Round 2	315	307	6	11	3	0	28	-1.358	-0.171	-1.400	-2.929	0.497	-2.432		
TS Round 1		3	4	5	3	4	5	3	4	4	3	4	4	38	73

Strokes Gained Legend: OTT = Off the Tee APR = Approach the Green ARG = Around the Green T2G = Tee to Green PUT = Putting TOT = Total Strokes Gained



## 2023 WM Phoenix Open Third Round Top Players



Course	Hole	1	2	3	4	5	6	7	8	9	Out	10	11	12	13	14	15	16	17	18	In	Total	
TS TPC Scottsdale (Stadium)	Par	4	4	5	3	4	4	3	4	4	35	4	4	3	5	4	5	3	4	4	36	71	
TS	Round 2	4	③	④	④	4	4	3	⑤	⑤	36	4	⑤	3	④	4	5	②	4	⑥	37	73	146
<b>Cut Matthew NeSmith</b>												Strokes Gained Statistics											
Course		DD1	DD2	FH	GIR	SH	SS	PT							OTT	APR	ARG	T2G	PUT	TOT			
TS	Round 1	282	286	5	9	4	1	34							-1.382	-1.149	-2.058	-4.590	-2.037	-6.627			
TS	Round 2	294	301	3	13	3	3	28							-1.179	1.363	1.171	1.355	2.213	3.568			
TS	Round 1	4	⑤	5	3	4	⑤	④	4	⑤	39	4	4	3	⑥	⑥	⑥	②	4	⑤	40	79	
TS	Round 2	4	③	5	3	③	4	3	4	4	33	4	4	3	④	4	5	3	③	4	34	67	146
<b>Cut Davis Riley</b>												Strokes Gained Statistics											
Course		DD1	DD2	FH	GIR	SH	SS	PT							OTT	APR	ARG	T2G	PUT	TOT			
TS	Round 1	305	318	6	9	1	0	30							0.224	0.491	-0.716	-0.002	-0.625	-0.627			
TS	Round 2	336	289	6	7	3	1	28							-1.030	-1.702	-1.978	-4.710	1.278	-3.432			
TS	Round 1	⑤	⑤	④	3	4	4	3	⑤	⑤	38	③	⑤	3	④	4	④	3	⑤	4	35	73	
TS	Round 2	4	4	⑥	②	4	4	3	4	4	35	4	⑤	④	④	⑤	5	3	⑤	4	39	74	147
<b>Cut Patton Kizzire</b>												Strokes Gained Statistics											
Course		DD1	DD2	FH	GIR	SH	SS	PT							OTT	APR	ARG	T2G	PUT	TOT			
TS	Round 1	300	309	8	11	2	1	31							0.680	-0.048	0.520	1.151	0.222	1.373			
TS	Round 2	314	282	6	12	2	1	33							-1.919	-0.536	-0.762	-3.217	-2.215	-5.432			
TS	Round 1	4	4	④	④	4	4	④	4	4	36	4	4	3	5	4	④	3	4	4	35	71	
TS	Round 2	4	4	④	3	⑤	4	3	4	⑤	36	4	4	3	5	⑤	④	④	4	⑦	40	76	147
<b>Cut J.J. Spaun</b>												Strokes Gained Statistics											
Course		DD1	DD2	FH	GIR	SH	SS	PT							OTT	APR	ARG	T2G	PUT	TOT			
TS	Round 1	293	297	5	8	4	0	31							-0.606	-1.911	-2.082	-4.600	-1.027	-5.627			
TS	Round 2	332	296	10	14	1	1	31							1.724	0.277	-0.429	1.572	-0.004	1.568			

Strokes Gained Legend: OTT = Off the Tee   APR = Approach the Green   ARG = Around the Green   T2G = Tee to Green   PUT = Putting   TOT = Total Strokes Gained



## 2023 WM Phoenix Open Third Round Top Players



Course	Hole	1	2	3	4	5	6	7	8	9	Out	10	11	12	13	14	15	16	17	18	In	Total	
TS TPC Scottsdale (Stadium)	Par	4	4	5	3	4	4	3	4	4	35	4	4	3	5	4	5	3	4	4	36	71	
TS	Round 1	5	5	5	3	4	4	3	4	5	38	4	5	5	5	5	5	4	3	4	40	78	
TS	Round 2	4	4	5	3	4	4	3	4	5	36	5	4	3	4	4	4	3	3	3	33	69	147
<b>Cut Adam Svensson</b>												Strokes Gained Statistics											
Course		DD1	DD2	FH	GIR	SH	SS	PT							OTT	APR	ARG	T2G	PUT	TOT			
TS	Round 1	286	298	4	5	3	2	27							-2.267	-1.173	1.049	-2.392	-0.235	-2.627			
TS	Round 2	316	281	7	13	1	1	33							-0.684	1.162	-0.864	-0.386	-1.046	-1.432			
TS	Round 1		4	4	6	3	3	4	5	36	4	5	3	5	4	5	3	5	5	39	75		
TS	Round 2		6	4	4	3	4	4	3	6	3	5	4	4	4	4	3	4	4	35	72	147	
<b>Cut J.T. Poston</b>												Strokes Gained Statistics											
Course		DD1	DD2	FH	GIR	SH	SS	PT							OTT	APR	ARG	T2G	PUT	TOT			
TS	Round 1	305	303	7	9	2	1	32							-0.018	-1.802	-0.514	-2.335	-2.292	-4.627			
TS	Round 2	329	310	6	12	2	1	27							0.634	-0.691	-0.260	-0.317	0.885	0.568			
TS	Round 1		4	5	5	3	4	5	4	5	4	4	5	4	5	4	4	4	4	38	77		
TS	Round 2		3	5	4	3	4	4	3	4	4	5	4	4	3	5	3	3	5	36	70	147	
<b>Cut Davis Thompson</b>												Strokes Gained Statistics											
Course		DD1	DD2	FH	GIR	SH	SS	PT							OTT	APR	ARG	T2G	PUT	TOT			
TS	Round 1	313	321	9	7	3	2	27							1.762	-3.266	0.804	-0.701	-0.926	-1.627			
TS	Round 2	362	285	6	12	1	0	31							-0.517	0.150	-1.083	-1.450	-0.982	-2.432			
TS	Round 1		4	5	5	3	4	4	4	4	5	4	4	3	4	4	5	4	4	36	74		
TS	Round 2		4	4	4	3	6	4	3	4	4	4	5	4	4	4	3	4	5	37	73	147	
<b>Cut Rory Sabbatini</b>												Strokes Gained Statistics											
Course		DD1	DD2	FH	GIR	SH	SS	PT							OTT	APR	ARG	T2G	PUT	TOT			
TS	Round 1	262	297	7	7	0	0	32							-0.294	-1.552	-1.512	-3.359	-2.268	-5.627			
TS	Round 2	310	261	9	13	2	0	30							0.751	1.290	0.630	2.671	-1.103	1.568			

Strokes Gained Legend: OTT = Off the Tee APR = Approach the Green ARG = Around the Green T2G = Tee to Green PUT = Putting TOT = Total Strokes Gained





## 2023 WM Phoenix Open Third Round Top Players



Course	Hole	1	2	3	4	5	6	7	8	9	Out	10	11	12	13	14	15	16	17	18	In	Total
TS TPC Scottsdale (Stadium)	Par	4	4	5	3	4	4	3	4	4	35	4	4	3	5	4	5	3	4	4	36	71

TS	Round 1	4	4	5	4	4	4	3	6	4	38	4	5	4	5	4	6	4	4	4	40	78	
TS	Round 2	4	4	4	3	4	4	3	4	5	35	4	4	2	5	4	4	3	4	4	34	69	147

**Cut** **Brendon Todd** +5

Course	DD1	DD2	FH	GIR	SH	SS	PT	OTT	APR	ARG	T2G	PUT	TOT									
TS Round 1	277	313	7	11	2	0	32	-0.501	-0.054	-1.519	-2.075	-0.552	-2.627									
TS Round 2	300	292	14	12	0	0	31	0.987	-1.518	0.066	-0.465	-0.967	-1.432									
TS Round 1	5	4	5	4	4	4	3	4	6	39	4	4	3	5	4	5	3	5	3	36	75	
TS Round 2	4	4	5	4	5	4	2	4	5	37	4	4	3	4	4	5	3	4	4	35	72	147

Strokes Gained Statistics

**Cut** **Denny McCarthy** +5

Course	DD1	DD2	FH	GIR	SH	SS	PT	OTT	APR	ARG	T2G	PUT	TOT								
TS Round 1	288	309	8	11	1	0	32	0.993	-0.575	-2.092	-1.675	-0.952	-2.627								
TS Round 2	286	290	9	10	3	0	30	-1.643	0.130	0.965	-0.548	-0.884	-1.432								
TS Round 1	5	5	5	3	4	4	3	4	3	36	4	4	3	5	5	4	4	5	39	75	
TS Round 2	4	3	4	3	4	3	4	4	32	3	6	4	6	4	4	3	5	5	40	72	147

Strokes Gained Statistics

**Cut** **Max McGreevy** +6

Course	DD1	DD2	FH	GIR	SH	SS	PT	OTT	APR	ARG	T2G	PUT	TOT									
TS Round 1	297	296	6	12	1	1	31	-0.975	3.140	-0.207	1.957	-0.584	1.373									
TS Round 2	300	270	9	6	4	3	28	-0.453	-3.072	-2.538	-6.063	-0.369	-6.432									
TS Round 1	5	4	3	3	4	4	3	4	5	35	4	5	3	4	4	36	71					
TS Round 2	4	4	5	3	4	5	3	5	4	37	6	6	4	5	4	5	3	3	4	40	77	148

Strokes Gained Statistics

**Cut** **Austin Smotherman** +6

Course	DD1	DD2	FH	GIR	SH	SS	PT	OTT	APR	ARG	T2G	PUT	TOT
TS Round 1	296	328	9	8	4	1	31	1.215	-0.544	-1.367	-0.697	-1.930	-2.627

Strokes Gained Statistics

Strokes Gained Legend: OTT = Off the Tee APR = Approach the Green ARG = Around the Green T2G = Tee to Green PUT = Putting TOT = Total Strokes Gained



## 2023 WM Phoenix Open Third Round Top Players



Course	Hole	1	2	3	4	5	6	7	8	9	Out	10	11	12	13	14	15	16	17	18	In	Total	
TS TPC Scottsdale (Stadium)	Par	4	4	5	3	4	4	3	4	4	35	4	4	3	5	4	5	3	4	4	36	71	
TS	Round 2	328	294	8	10	1	1	33				1.054	-0.067	-1.371	-0.384	-2.048	-2.432						
TS	Round 1		4	4	④	3	⑤	⑤	④	4	4	⑤	⑤	3	④	4	5	3	4	⑤	③	75	
TS	Round 2		4	⑤	④	④	4	4	3	4	⑤	④	4	3	④	4	⑥	3	4	4	③	73	
<b>Cut Emiliano Grillo</b>		+6																					
Course		DD1	DD2	FH	GIR	SH	SS	PT	Strokes Gained Statistics						OTT	APR	ARG	T2G	PUT	TOT			
TS	Round 1	288	310	4	8	1	0	30	-1.011	-0.916	-0.719	-2.647	-0.980	-3.627									
TS	Round 2	332	265	9	11	3	2	31	0.563	-0.460	-0.744	-0.641	-0.791	-1.432									
TS	Round 1		⑤	4	5	②	4	⑤	⑤	⑤	③	④	⑤	②	5	⑤	⑥	3	4	4	③	76	
TS	Round 2		4	4	④	3	4	4	3	⑥	4	④	⑤	④	④	⑤	④	3	③	4	③	72	
<b>Cut Chad Ramey</b>		+6																					
Course		DD1	DD2	FH	GIR	SH	SS	PT	Strokes Gained Statistics						OTT	APR	ARG	T2G	PUT	TOT			
TS	Round 1	280	276	6	7	2	1	31	-2.367	-1.476	0.111	-3.733	-1.894	-5.627									
TS	Round 2	301	296	9	12	2	1	27	1.073	-2.504	-0.986	-2.417	2.985	0.568									
TS	Round 1		4	⑤	④	④	4	4	3	4	4	④	⑥	3	⑥	⑤	⑥	3	4	⑤	④	78	
TS	Round 2		③	③	⑥	3	③	⑤	3	4	4	③	4	3	5	⑤	5	3	③	⑤	④	70	
<b>Cut Callum Tarren</b>		+6																					
Course		DD1	DD2	FH	GIR	SH	SS	PT	Strokes Gained Statistics						OTT	APR	ARG	T2G	PUT	TOT			
TS	Round 1	310	320	5	10	4	3	30	-1.826	0.396	-0.417	-1.848	1.221	-0.627									
TS	Round 2	317	291	7	8	0	0	28	0.618	-1.898	-0.426	-1.706	-2.726	-4.432									
TS	Round 1		4	⑤	④	3	4	⑤	3	③	③	④	⑤	④	5	4	5	3	4	⑤	④	73	
TS	Round 2		4	4	5	3	4	4	3	⑤	4	⑤	4	④	④	⑥	⑥	3	4	⑤	④	75	
<b>Cut Mark Hubbard</b>		+7																					
Course		DD1	DD2	FH	GIR	SH	SS	PT	Strokes Gained Statistics						OTT	APR	ARG	T2G	PUT	TOT			

Strokes Gained Legend: OTT = Off the Tee APR = Approach the Green ARG = Around the Green T2G = Tee to Green PUT = Putting TOT = Total Strokes Gained





2023 WM Phoenix Open  
Third Round Top Players



Course	Hole	1	2	3	4	5	6	7	8	9	Out	10	11	12	13	14	15	16	17	18	In	Total		
TS TPC Scottsdale (Stadium)	Par	4	4	5	3	4	4	3	4	4	35	4	4	3	5	4	5	3	4	4	36	71		
TS	Round 1	293	300	8	6	1	1	27				0.456	-1.628	-0.523	-1.696	0.069	-1.627							
TS	Round 2	316	278	7	7	2	0	29				-0.830	-0.859	-0.354	-2.043	-2.389	-4.432							
TS	Round 1		5	4	5	3	4	4	3	5	5	38	4	4	3	4	5	4	3	4	5	36	74	
TS	Round 2		4	5	5	3	5	5	4	4	5	40	3	5	3	5	4	6	2	3	4	35	75	149
<b>Cut Christiaan Bezuidenhout +7</b>												Strokes Gained Statistics												
Course		DD1	DD2	FH	GIR	SH	SS	PT				OTT	APR	ARG	T2G	PUT	TOT							
TS	Round 1	296	311	6	8	2	1	30				-0.497	-0.585	-1.211	-2.294	-1.333	-3.627							
TS	Round 2	254	294	10	11	3	1	30				-0.311	-1.619	1.208	-0.722	-1.710	-2.432							
TS	Round 1		4	4	5	3	3	5	4	4	5	37	4	5	3	4	5	5	5	4	39	76		
TS	Round 2		4	4	5	3	4	5	2	5	4	36	4	4	4	5	4	6	3	4	3	37	73	149
<b>Cut J.B. Holmes +7</b>												Strokes Gained Statistics												
Course		DD1	DD2	FH	GIR	SH	SS	PT				OTT	APR	ARG	T2G	PUT	TOT							
TS	Round 1	313	314	7	11	2	0	31				1.001	-0.829	-1.289	-1.118	-0.509	-1.627							
TS	Round 2	328	301	5	11	2	0	33				-1.860	0.794	-1.572	-2.638	-1.794	-4.432							
TS	Round 1		4	4	5	2	4	4	4	5	4	36	4	4	3	5	4	5	5	3	5	38	74	
TS	Round 2		4	4	5	3	5	3	3	4	4	35	5	4	3	6	5	5	4	4	4	40	75	149
<b>Cut Brian Gay +7</b>												Strokes Gained Statistics												
Course		DD1	DD2	FH	GIR	SH	SS	PT				OTT	APR	ARG	T2G	PUT	TOT							
TS	Round 1	302	317	8	8	2	0	29				-0.269	-2.589	-0.614	-3.473	-0.154	-3.627							
TS	Round 2	316	280	7	10	2	2	29				-1.593	-2.525	1.470	-2.648	0.216	-2.432							
TS	Round 1		6	4	5	4	5	5	3	5	4	41	4	5	3	4	3	4	3	3	6	35	76	
TS	Round 2		4	5	5	2	4	4	3	5	4	36	4	5	3	4	4	6	3	4	4	37	73	149

Strokes Gained Legend: OTT = Off the Tee APR = Approach the Green ARG = Around the Green T2G = Tee to Green PUT = Putting TOT = Total Strokes Gained



## 2023 WM Phoenix Open Third Round Top Players



Course	Hole	1	2	3	4	5	6	7	8	9	Out	10	11	12	13	14	15	16	17	18	In	Total		
TS TPC Scottsdale (Stadium)	Par	4	4	5	3	4	4	3	4	4	35	4	4	3	5	4	5	3	4	4	36	71		
<b>Cut Brett White</b>		+7																						
Course		DD1	DD2	FH	GIR	SH	SS	PT	Strokes Gained Statistics															
									OTT	APR	ARG	T2G	PUT	TOT										
TS	Round 1	315	299	4	9	1	0	28	-0.173	-1.169	-0.764	-2.107	-0.520	-2.627										
TS	Round 2	349	318	6	7	0	0	28	0.508	-2.148	-1.446	-3.086	-0.346	-3.432										
TS	Round 1		4	<span style="border: 1px solid black; padding: 0 2px;">6</span>	5	<span style="border: 1px solid black; padding: 0 2px;">4</span>	4	4	3	4	<span style="border: 1px solid black; padding: 0 2px;">5</span>	<b>39</b>	4	4	3	<span style="border: 1px solid black; padding: 0 2px;">6</span>	<span style="border: 1px solid black; padding: 0 2px;">5</span>	<span style="border: 1px solid black; padding: 0 2px;">4</span>	3	<span style="border: 1px solid black; padding: 0 2px;">3</span>	4	<b>36</b>	<b>75</b>	
TS	Round 2		<span style="border: 1px solid black; padding: 0 2px;">5</span>	<span style="border: 1px solid black; padding: 0 2px;">3</span>	5	<span style="border: 1px solid black; padding: 0 2px;">4</span>	4	4	3	4	<span style="border: 1px solid black; padding: 0 2px;">5</span>	<b>37</b>	4	4	3	<span style="border: 1px solid black; padding: 0 2px;">6</span>	<span style="border: 1px solid black; padding: 0 2px;">3</span>	5	<span style="border: 1px solid black; padding: 0 2px;">4</span>	4	4	<b>37</b>	<b>74</b>	<b>149</b>
<b>Cut Nick Watney</b>		+7																						
Course		DD1	DD2	FH	GIR	SH	SS	PT	Strokes Gained Statistics															
									OTT	APR	ARG	T2G	PUT	TOT										
TS	Round 1	303	324	4	6	1	0	25	-2.568	-2.190	0.437	-4.322	1.695	-2.627										
TS	Round 2	360	280	4	11	2	2	30	-5.176	1.105	0.144	-3.927	0.495	-3.432										
TS	Round 1		<span style="border: 1px solid black; padding: 0 2px;">5</span>	<span style="border: 1px solid black; padding: 0 2px;">6</span>	5	<span style="border: 1px solid black; padding: 0 2px;">4</span>	4	<span style="border: 1px solid black; padding: 0 2px;">5</span>	3	<span style="border: 1px solid black; padding: 0 2px;">5</span>	4	<b>41</b>	<span style="border: 1px solid black; padding: 0 2px;">3</span>	4	3	5	4	<span style="border: 1px solid black; padding: 0 2px;">4</span>	3	<span style="border: 1px solid black; padding: 0 2px;">5</span>	<span style="border: 1px solid black; padding: 0 2px;">3</span>	<b>34</b>	<b>75</b>	
TS	Round 2		<span style="border: 1px solid black; padding: 0 2px;">6</span>	4	5	<span style="border: 1px solid black; padding: 0 2px;">4</span>	<span style="border: 1px solid black; padding: 0 2px;">3</span>	4	3	4	<span style="border: 1px solid black; padding: 0 2px;">5</span>	<b>38</b>	4	<span style="border: 1px solid black; padding: 0 2px;">5</span>	3	<span style="border: 1px solid black; padding: 0 2px;">4</span>	4	<span style="border: 1px solid black; padding: 0 2px;">6</span>	3	<span style="border: 1px solid black; padding: 0 2px;">3</span>	4	<b>36</b>	<b>74</b>	<b>149</b>
<b>Cut Kevin Kisner</b>		+8																						
Course		DD1	DD2	FH	GIR	SH	SS	PT	Strokes Gained Statistics															
									OTT	APR	ARG	T2G	PUT	TOT										
TS	Round 1	282	298	8	8	1	0	28	-0.285	-1.177	0.069	-1.394	-0.233	-1.627										
TS	Round 2	309	280	3	9	3	0	31	-4.103	1.658	-1.531	-3.976	-1.456	-5.432										
TS	Round 1		<span style="border: 1px solid black; padding: 0 2px;">5</span>	<span style="border: 1px solid black; padding: 0 2px;">5</span>	<span style="border: 1px solid black; padding: 0 2px;">7</span>	<span style="border: 1px solid black; padding: 0 2px;">4</span>	<span style="border: 1px solid black; padding: 0 2px;">3</span>	4	3	4	<span style="border: 1px solid black; padding: 0 2px;">3</span>	<b>38</b>	4	<span style="border: 1px solid black; padding: 0 2px;">5</span>	3	<span style="border: 1px solid black; padding: 0 2px;">4</span>	<span style="border: 1px solid black; padding: 0 2px;">5</span>	5	<span style="border: 1px solid black; padding: 0 2px;">2</span>	4	4	<b>36</b>	<b>74</b>	
TS	Round 2		4	<span style="border: 1px solid black; padding: 0 2px;">5</span>	<span style="border: 1px solid black; padding: 0 2px;">4</span>	3	<span style="border: 1px solid black; padding: 0 2px;">3</span>	<span style="border: 1px solid black; padding: 0 2px;">5</span>	<span style="border: 1px solid black; padding: 0 2px;">4</span>	<span style="border: 1px solid black; padding: 0 2px;">5</span>	4	<b>37</b>	4	4	3	<span style="border: 1px solid black; padding: 0 2px;">4</span>	4	<span style="border: 1px solid black; padding: 0 2px;">6</span>	<span style="border: 1px solid black; padding: 0 2px;">5</span>	4	<span style="border: 1px solid black; padding: 0 2px;">5</span>	<b>39</b>	<b>76</b>	<b>150</b>
<b>Cut Andre Metzger</b>		+8																						
Course		DD1	DD2	FH	GIR	SH	SS	PT	Strokes Gained Statistics															
									OTT	APR	ARG	T2G	PUT	TOT										
TS	Round 1	304	294	8	10	1	0	34	0.446	-0.082	-0.856	-0.493	-4.134	-4.627										
TS	Round 2	314	293	10	9	1	0	28	0.398	0.004	-0.519	-0.117	-2.315	-2.432										
TS	Round 1		4	4	<span style="border: 1px solid black; padding: 0 2px;">6</span>	3	4	4	<span style="border: 1px solid black; padding: 0 2px;">4</span>	<span style="border: 1px solid black; padding: 0 2px;">5</span>	<span style="border: 1px solid black; padding: 0 2px;">5</span>	<b>39</b>	<span style="border: 1px solid black; padding: 0 2px;">3</span>	4	3	5	4	<span style="border: 1px solid black; padding: 0 2px;">6</span>	<span style="border: 1px solid black; padding: 0 2px;">4</span>	4	<span style="border: 1px solid black; padding: 0 2px;">5</span>	<b>38</b>	<b>77</b>	
TS	Round 2		4	4	<span style="border: 1px solid black; padding: 0 2px;">4</span>	3	4	<span style="border: 1px solid black; padding: 0 2px;">3</span>	<span style="border: 1px solid black; padding: 0 2px;">5</span>	<span style="border: 1px solid black; padding: 0 2px;">3</span>	<span style="border: 1px solid black; padding: 0 2px;">3</span>	<b>33</b>	4	4	<span style="border: 1px solid black; padding: 0 2px;">5</span>	5	<span style="border: 1px solid black; padding: 0 2px;">5</span>	5	3	4	<span style="border: 1px solid black; padding: 0 2px;">5</span>	<b>40</b>	<b>73</b>	<b>150</b>

Strokes Gained Legend: OTT = Off the Tee   APR = Approach the Green   ARG = Around the Green   T2G = Tee to Green   PUT = Putting   TOT = Total Strokes Gained



## 2023 WM Phoenix Open Third Round Top Players



Course	Hole	1	2	3	4	5	6	7	8	9	Out	10	11	12	13	14	15	16	17	18	In	Total
TS TPC Scottsdale (Stadium)	Par	4	4	5	3	4	4	3	4	4	35	4	4	3	5	4	5	3	4	4	36	71

### Cut Shane Lowry +9

Course		DD1	DD2	FH	GIR	SH	SS	PT	Strokes Gained Statistics						TOT								
		OTT	APR	ARG	T2G	PUT							TOT										
TS	Round 1	286	318	7	11	2	1	31	-0.622	-0.565	0.489	-0.699	-1.928	-2.627									
TS	Round 2	315	295	5	10	0	0	31	-0.557	-1.537	-2.093	-4.187	-1.245	-5.432									
TS	Round 1		4	4	5	4	4	3	4	5	37	4	5	3	5	4	4	3	5	5	38	75	
TS	Round 2		4	4	5	4	5	5	3	5	40	4	4	4	4	5	3	3	5	5	36	76	151

### Cut Andrew Landry +9

Course		DD1	DD2	FH	GIR	SH	SS	PT	Strokes Gained Statistics						TOT								
		OTT	APR	ARG	T2G	PUT							TOT										
TS	Round 1	287	287	6	8	3	3	27	-0.078	-2.066	0.377	-1.768	2.141	0.373									
TS	Round 2	289	290	8	9	3	0	32	0.393	-2.172	-3.516	-5.295	-3.137	-8.432									
TS	Round 1		4	4	5	3	4	3	4	5	35	4	4	3	4	6	3	4	5	37	72		
TS	Round 2		5	4	6	4	4	6	5	4	43	4	4	4	4	5	5	3	3	4	36	79	151

### Cut Harris English +9

Course		DD1	DD2	FH	GIR	SH	SS	PT	Strokes Gained Statistics						TOT								
		OTT	APR	ARG	T2G	PUT							TOT										
TS	Round 1	297	315	3	8	6	2	24	-1.345	-2.072	2.472	-0.946	1.319	0.373									
TS	Round 2	292	316	5	8	3	0	32	-4.971	-1.483	-1.961	-8.415	-0.017	-8.432									
TS	Round 1		4	4	4	4	4	3	4	4	35	4	5	3	5	4	3	5	4	37	72		
TS	Round 2		4	4	4	3	4	4	3	4	34	4	7	4	6	5	7	3	4	5	45	79	151

### Cut Francesco Molinari +10

Course		DD1	DD2	FH	GIR	SH	SS	PT	Strokes Gained Statistics						TOT								
		OTT	APR	ARG	T2G	PUT							TOT										
TS	Round 1	285	333	9	10	2	0	31	0.979	-1.191	-0.389	-0.602	-2.025	-2.627									
TS	Round 2	311	301	9	8	2	1	31	-1.648	-1.704	-1.083	-4.435	-1.997	-6.432									
TS	Round 1		4	4	5	4	3	4	5	5	38	5	4	3	5	4	5	3	4	4	37	75	

Strokes Gained Legend: OTT = Off the Tee APR = Approach the Green ARG = Around the Green T2G = Tee to Green PUT = Putting TOT = Total Strokes Gained





2023 WM Phoenix Open  
Third Round Top Players



Course	Hole	1	2	3	4	5	6	7	8	9	Out	10	11	12	13	14	15	16	17	18	In	Total	
TS TPC Scottsdale (Stadium)	Par	4	4	5	3	4	4	3	4	4	35	4	4	3	5	4	5	3	4	4	36	71	
TS	Round 2	4	4	6	4	4	4	3	5	4	38	4	5	3	5	4	6	3	3	6	39	77	152
<b>Cut Jimmy Walker</b>												+11											
Course		DD1	DD2	FH	GIR	SH	SS	PT	Strokes Gained Statistics														
									OTT	APR	ARG	T2G	PUT	TOT									
TS	Round 1	318	293	5	7	2	1	31	-3.216	-2.085	-1.538	-6.840	-0.787	-7.627									
TS	Round 2	324	290	5	8	2	2	28	-0.168	-3.178	0.901	-2.445	0.013	-2.432									
TS	Round 1	5	5	5	3	4	5	3	4	4	38	4	5	3	5	4	7	4	4	6	42	80	
TS	Round 2	4	4	4	4	4	5	3	5	4	37	4	4	4	5	4	4	3	4	4	36	73	153
<b>Cut Michael Hopper</b>												+12											
Course		DD1	DD2	FH	GIR	SH	SS	PT	Strokes Gained Statistics														
									OTT	APR	ARG	T2G	PUT	TOT									
TS	Round 1	280	288	9	10	2	0	33	-0.108	-1.376	-0.861	-2.346	-1.281	-3.627									
TS	Round 2	308	286	4	7	6	2	30	-2.477	-3.174	-0.734	-6.385	-1.047	-7.432									
TS	Round 1	4	4	5	3	5	5	3	4	4	37	4	4	4	5	4	5	3	5	5	39	76	
TS	Round 2	4	4	5	4	5	4	4	5	4	39	5	5	3	5	5	3	4	4	4	39	78	154
<b>Cut Ryan Brehm</b>												+12											
Course		DD1	DD2	FH	GIR	SH	SS	PT	Strokes Gained Statistics														
									OTT	APR	ARG	T2G	PUT	TOT									
TS	Round 1	308	283	4	10	2	1	30	-0.103	-2.710	-0.835	-3.649	0.022	-3.627									
TS	Round 2	333	291	1	6	3	1	30	-4.146	-1.448	-1.612	-7.206	-0.226	-7.432									
TS	Round 1	4	4	5	3	5	4	3	4	4	36	4	4	6	6	4	5	3	4	4	40	76	
TS	Round 2	4	5	5	2	5	5	3	5	4	38	4	5	3	4	5	6	3	5	5	40	78	154
<b>Cut Cameron Champ</b>												+12											
Course		DD1	DD2	FH	GIR	SH	SS	PT	Strokes Gained Statistics														
									OTT	APR	ARG	T2G	PUT	TOT									
TS	Round 1	384	306	8	9	2	1	30	-2.739	-1.827	-2.427	-6.994	1.367	-5.627									
TS	Round 2	339	353	8	8	2	1	30	-2.150	-2.118	-0.409	-4.677	-0.755	-5.432									

Strokes Gained Legend: OTT = Off the Tee APR = Approach the Green ARG = Around the Green T2G = Tee to Green PUT = Putting TOT = Total Strokes Gained





## 2023 WM Phoenix Open Third Round Top Players



Course	Hole	1	2	3	4	5	6	7	8	9	Out	10	11	12	13	14	15	16	17	18	In	Total		
TS	TPC Scottsdale (Stadium)	Par	4	4	5	3	4	4	3	4	4	35	4	4	3	5	4	5	3	4	4	36	71	
	TS	Round 1	5	5	5	3	4	4	3	4	3	36	4	5	3	6	7	7	3	4	3	42	78	
	TS	Round 2	5	5	5	3	5	3	3	3	4	36	4	6	4	5	4	6	3	4	4	40	76	154
<b>WD</b>	<b>Scott Piercy</b>		+4																					
	Course	DD1	DD2	FH	GIR	SH	SS	PT	Strokes Gained Statistics														TOT	
	TS	Round 1	345	293	8	9	3	2	27	OTT	APR	ARG	T2G	PUT						-0.627				
	TS	Round 1	4	4	5	2	4	4	4	4	5	3	5	4	5	2	4	5	37	73	73			
<b>WD</b>	<b>Maverick McNealy</b>		+6																					
	Course	DD1	DD2	FH	GIR	SH	SS	PT	Strokes Gained Statistics														TOT	
	TS	Round 1	336	318	5	9	3	0	30	OTT	APR	ARG	T2G	PUT						-3.627				
	TS	Round 1	4	4	5	4	3	4	3	5	5	3	5	5	7	3	4	3	39	76	76			

Strokes Gained Legend: OTT = Off the Tee   APR = Approach the Green   ARG = Around the Green   T2G = Tee to Green   PUT = Putting   TOT = Total Strokes Gained



**2024 WM PHOENIX OPEN MEDIA GUIDE**

**SECTION 4:  
2023 ROUND-4 RECAP AND STATS**





**2023 WM Phoenix Open**  
 TPC Scottsdale (Stadium Course)  
 Official Final Standings



1	<b>Scottie Scheffler</b>	-19	68	64	68	65	<b>265</b>	\$ 3,600,000.00
2	<b>Nick Taylor</b>	-17	66	69	67	65	<b>267</b>	\$ 2,180,000.00
3	<b>Jon Rahm</b>	-14	68	66	68	68	<b>270</b>	\$ 1,380,000.00
4	<b>Justin Thomas</b>	-13	71	68	67	65	<b>271</b>	\$ 980,000.00
5	<b>Jason Day</b>	-12	65	71	68	68	<b>272</b>	\$ 820,000.00
6	<b>Sam Burns</b>	-11	70	71	64	68	<b>273</b>	\$ 652,500.00
	<b>Sungjae Im</b>	-11	70	67	67	69	<b>273</b>	\$ 652,500.00
	<b>Jordan Spieth</b>	-11	71	63	69	70	<b>273</b>	\$ 652,500.00
	<b>Tyrrell Hatton</b>	-11	70	67	67	69	<b>273</b>	\$ 652,500.00
10	<b>Wyndham Clark</b>	-10	68	67	70	69	<b>274</b>	\$ 485,000.00
	<b>Xander Schauffele</b>	-10	67	67	70	70	<b>274</b>	\$ 485,000.00
	<b>Rickie Fowler</b>	-10	71	66	67	70	<b>274</b>	\$ 485,000.00
	<b>Adam Hadwin</b>	-10	66	66	71	71	<b>274</b>	\$ 485,000.00
14	<b>Patrick Rodgers</b>	-8	73	68	70	65	<b>276</b>	\$ 335,000.00
	<b>Dylan Frittelli</b>	-8	74	65	67	70	<b>276</b>	\$ 335,000.00
	<b>Taylor Moore</b>	-8	69	70	67	70	<b>276</b>	\$ 335,000.00
	<b>Tony Finau</b>	-8	70	68	67	71	<b>276</b>	\$ 335,000.00
	<b>Charley Hoffman</b>	-8	68	71	66	71	<b>276</b>	\$ 335,000.00
	<b>Beau Hossler</b>	-8	74	68	71	63	<b>276</b>	\$ 335,000.00
20	<b>Seamus Power</b>	-7	71	71	66	69	<b>277</b>	\$ 245,000.00
	<b>Sam Ryder</b>	-7	69	68	69	71	<b>277</b>	\$ 245,000.00
	<b>Keegan Bradley</b>	-7	69	71	68	69	<b>277</b>	\$ 245,000.00
23	<b>Chesson Hadley</b>	-6	70	71	68	69	<b>278</b>	\$ 174,000.00
	<b>Scott Stallings</b>	-6	66	73	69	70	<b>278</b>	\$ 174,000.00
	<b>Adam Schenk</b>	-6	70	67	71	70	<b>278</b>	\$ 174,000.00
	<b>Si Woo Kim</b>	-6	72	69	67	70	<b>278</b>	\$ 174,000.00
	<b>Kurt Kitayama</b>	-6	75	67	70	66	<b>278</b>	\$ 174,000.00
	<b>Jhonattan Vegas</b>	-6	71	66	68	73	<b>278</b>	\$ 174,000.00
29	<b>Hideki Matsuyama</b>	-5	74	68	67	70	<b>279</b>	\$ 137,000.00
	<b>Hayden Buckley</b>	-5	70	69	72	68	<b>279</b>	\$ 137,000.00
	<b>Matt Fitzpatrick</b>	-5	70	71	73	65	<b>279</b>	\$ 137,000.00
32	<b>Billy Horschel</b>	-4	72	69	69	70	<b>280</b>	\$ 109,285.72
	<b>James Hahn</b>	-4	70	68	72	70	<b>280</b>	\$ 109,285.72
	<b>Jason Dufner</b>	-4	71	69	70	70	<b>280</b>	\$ 109,285.72
	<b>Rory McIlroy</b>	-4	73	67	70	70	<b>280</b>	\$ 109,285.71
	<b>Matt Kuchar</b>	-4	72	67	71	70	<b>280</b>	\$ 109,285.71
	<b>Zach Johnson</b>	-4	69	71	71	69	<b>280</b>	\$ 109,285.71
	<b>Kevin Tway</b>	-4	71	67	73	69	<b>280</b>	\$ 109,285.71
39	<b>Sahith Theegala</b>	-3	72	70	68	71	<b>281</b>	\$ 87,000.00
	<b>Max Homa</b>	-3	69	69	71	72	<b>281</b>	\$ 87,000.00
	<b>Lucas Glover</b>	-3	71	70	70	70	<b>281</b>	\$ 87,000.00
42	<b>Adam Long</b>	-2	71	71	68	72	<b>282</b>	\$ 65,350.00
	<b>Ryan Palmer</b>	-2	73	67	71	71	<b>282</b>	\$ 65,350.00
	<b>Aaron Rai</b>	-2	70	70	71	71	<b>282</b>	\$ 65,350.00
	<b>Viktor Hovland</b>	-2	70	70	71	71	<b>282</b>	\$ 65,350.00
	<b>K.H. Lee</b>	-2	73	68	71	70	<b>282</b>	\$ 65,350.00
	<b>Brian Harman</b>	-2	71	70	73	68	<b>282</b>	\$ 65,350.00
	<b>Keith Mitchell</b>	-2	71	71	73	67	<b>282</b>	\$ 65,350.00
	<b>Gary Woodland</b>	-2	72	69	75	66	<b>282</b>	\$ 65,350.00
50	<b>Tom Kim</b>	-1	71	66	73	73	<b>283</b>	\$ 48,542.86
	<b>Justin Lower</b>	-1	71	69	71	72	<b>283</b>	\$ 48,542.86
	<b>Lucas Herbert</b>	-1	71	69	73	70	<b>283</b>	\$ 48,542.86
	<b>Joel Dahmen</b>	-1	73	68	72	70	<b>283</b>	\$ 48,542.86



**2023 WM Phoenix Open**  
 TPC Scottsdale (Stadium Course)  
 Official Final Standings



	<b>Corey Connors</b>	-1	70	72	71	70	<b>283</b>	\$	48,542.86
	<b>Brandon Wu</b>	-1	72	70	72	69	<b>283</b>	\$	48,542.85
	<b>Erik van Rooyen</b>	-1	72	69	74	68	<b>283</b>	\$	48,542.85
57	<b>Webb Simpson</b>	E	70	72	68	74	<b>284</b>	\$	45,600.00
	<b>Taylor Pendrith</b>	E	73	69	68	74	<b>284</b>	\$	45,600.00
	<b>Danny Lee</b>	E	73	67	73	71	<b>284</b>	\$	45,600.00
	<b>Greyson Sigg</b>	E	73	69	72	70	<b>284</b>	\$	45,600.00
61	<b>Trey Mullinax</b>	+1	69	71	73	72	<b>285</b>	\$	44,400.00
	<b>Nate Lashley</b>	+1	71	70	72	72	<b>285</b>	\$	44,400.00
63	<b>Kelly Kraft</b>	+4	70	71	70	77	<b>288</b>	\$	43,800.00
64	<b>Cameron Young</b>	+5	73	69	75	72	<b>289</b>	\$	43,400.00
65	<b>Stewart Cink</b>	+7	69	72	76	74	<b>291</b>	\$	43,000.00
66	<b>Jim Herman</b>	+8	68	69	78	77	<b>292</b>	\$	42,600.00
Cut	<b>Ryan Moore</b>	+1	71	72			<b>143</b>		
Cut	<b>David Lipsky</b>	+1	75	68			<b>143</b>		
Cut	<b>Aaron Wise</b>	+1	73	70			<b>143</b>		
Cut	<b>Luke List</b>	+1	73	70			<b>143</b>		
Cut	<b>Chris Kirk</b>	+1	72	71			<b>143</b>		
Cut	<b>Andrew Putnam</b>	+1	73	70			<b>143</b>		
Cut	<b>Alex Noren</b>	+1	74	69			<b>143</b>		
Cut	<b>Doug Ghim</b>	+1	74	69			<b>143</b>		
Cut	<b>Tommy Fleetwood</b>	+1	72	71			<b>143</b>		
Cut	<b>Garrick Higgo</b>	+1	73	70			<b>143</b>		
Cut	<b>Patrick Cantlay</b>	+1	73	70			<b>143</b>		
Cut	<b>Tyler Duncan</b>	+1	72	71			<b>143</b>		
Cut	<b>Richy Werenski</b>	+1	71	72			<b>143</b>		
Cut	<b>Kramer Hickok</b>	+2	72	72			<b>144</b>		
Cut	<b>Brendan Steele</b>	+2	71	73			<b>144</b>		
Cut	<b>Troy Merritt</b>	+2	70	74			<b>144</b>		
Cut	<b>Chez Reavie</b>	+2	74	70			<b>144</b>		
Cut	<b>Martin Laird</b>	+2	75	69			<b>144</b>		
Cut	<b>Lee Hodges</b>	+2	72	72			<b>144</b>		
Cut	<b>Matt Wallace</b>	+2	73	71			<b>144</b>		
Cut	<b>Ricky Barnes</b>	+2	73	71			<b>144</b>		
Cut	<b>Russell Knox</b>	+3	73	72			<b>145</b>		
Cut	<b>Russell Henley</b>	+3	78	67			<b>145</b>		
Cut	<b>Tom Hoge</b>	+3	71	74			<b>145</b>		
Cut	<b>Matthias Schwab</b>	+3	74	71			<b>145</b>		
Cut	<b>Doc Redman</b>	+3	73	72			<b>145</b>		
Cut	<b>Stephan Jaeger</b>	+3	76	69			<b>145</b>		
Cut	<b>Collin Morikawa</b>	+3	73	72			<b>145</b>		
Cut	<b>Mackenzie Hughes</b>	+3	74	71			<b>145</b>		
Cut	<b>Michael Thompson</b>	+4	76	70			<b>146</b>		
Cut	<b>Dalton Ward</b>	+4	73	73			<b>146</b>		
Cut	<b>Kevin Streelman</b>	+4	74	72			<b>146</b>		
Cut	<b>Taylor Montgomery</b>	+4	75	71			<b>146</b>		
Cut	<b>Robert Streb</b>	+4	71	75			<b>146</b>		
Cut	<b>Peter Malnati</b>	+4	73	73			<b>146</b>		
Cut	<b>Matthew NeSmith</b>	+4	79	67			<b>146</b>		
Cut	<b>Davis Riley</b>	+5	73	74			<b>147</b>		
Cut	<b>Patton Kizzire</b>	+5	71	76			<b>147</b>		
Cut	<b>J.J. Spaun</b>	+5	78	69			<b>147</b>		
Cut	<b>Adam Svensson</b>	+5	75	72			<b>147</b>		



**2023 WM Phoenix Open**  
**TPC Scottsdale (Stadium Course)**  
**Final Round Tournament Summary**



1	Scottie Scheffler	-19	68 64 68 65	265	64	Cameron Young	+5	73 69 75 72	289
2	Nick Taylor	-17	66 69 67 65	267	65	Stewart Cink	+7	69 72 76 74	291
3	Jon Rahm	-14	68 66 68 68	270	66	Jim Herman	+8	68 69 78 77	292
4	Justin Thomas	-13	71 68 67 65	271	Cut	Ryan Moore	+1	71 72	143
5	Jason Day	-12	65 71 68 68	272	Cut	David Lipsky	+1	75 68	143
6	Sam Burns	-11	70 71 64 68	273	Cut	Aaron Wise	+1	73 70	143
	Sungjae Im	-11	70 67 67 69	273	Cut	Luke List	+1	73 70	143
	Jordan Spieth	-11	71 63 69 70	273	Cut	Chris Kirk	+1	72 71	143
	Tyrrell Hatton	-11	70 67 67 69	273	Cut	Andrew Putnam	+1	73 70	143
10	Wyndham Clark	-10	68 67 70 69	274	Cut	Alex Noren	+1	74 69	143
	Xander Schauffele	-10	67 67 70 70	274	Cut	Doug Ghim	+1	74 69	143
	Rickie Fowler	-10	71 66 67 70	274	Cut	Tommy Fleetwood	+1	72 71	143
	Adam Hadwin	-10	66 66 71 71	274	Cut	Garrick Higgo	+1	73 70	143
14	Patrick Rodgers	-8	73 68 70 65	276	Cut	Patrick Cantlay	+1	73 70	143
	Dylan Frittelli	-8	74 65 67 70	276	Cut	Tyler Duncan	+1	72 71	143
	Taylor Moore	-8	69 70 67 70	276	Cut	Richy Werenski	+1	71 72	143
	Tony Finau	-8	70 68 67 71	276	Cut	Kramer Hickok	+2	72 72	144
	Charley Hoffman	-8	68 71 66 71	276	Cut	Brendan Steele	+2	71 73	144
	Beau Hossler	-8	74 68 71 63	276	Cut	Troy Merritt	+2	70 74	144
20	Seamus Power	-7	71 71 66 69	277	Cut	Chez Reavie	+2	74 70	144
	Sam Ryder	-7	69 68 69 71	277	Cut	Martin Laird	+2	75 69	144
	Keegan Bradley	-7	69 71 68 69	277	Cut	Lee Hodges	+2	72 72	144
23	Chesson Hadley	-6	70 71 68 69	278	Cut	Matt Wallace	+2	73 71	144
	Scott Stallings	-6	66 73 69 70	278	Cut	Ricky Barnes	+2	73 71	144
	Adam Schenk	-6	70 67 71 70	278	Cut	Russell Knox	+3	73 72	145
	Si Woo Kim	-6	72 69 67 70	278	Cut	Russell Henley	+3	78 67	145
	Kurt Kitayama	-6	75 67 70 66	278	Cut	Tom Hoge	+3	71 74	145
	Jhonattan Vegas	-6	71 66 68 73	278	Cut	Matthias Schwab	+3	74 71	145
29	Hideki Matsuyama	-5	74 68 67 70	279	Cut	Doc Redman	+3	73 72	145
	Hayden Buckley	-5	70 69 72 68	279	Cut	Stephan Jaeger	+3	76 69	145
	Matt Fitzpatrick	-5	70 71 73 65	279	Cut	Collin Morikawa	+3	73 72	145
32	Billy Horschel	-4	72 69 69 70	280	Cut	Mackenzie Hughes	+3	74 71	145
	James Hahn	-4	70 68 72 70	280	Cut	Michael Thompson	+4	76 70	146
	Jason Dufner	-4	71 69 70 70	280	Cut	Dalton Ward	+4	73 73	146
	Rory McIlroy	-4	73 67 70 70	280	Cut	Kevin Streelman	+4	74 72	146
	Matt Kuchar	-4	72 67 71 70	280	Cut	Taylor Montgomery	+4	75 71	146
	Zach Johnson	-4	69 71 71 69	280	Cut	Robert Streb	+4	71 75	146
	Kevin Tway	-4	71 67 73 69	280	Cut	Peter Malnati	+4	73 73	146
39	Sahith Theegala	-3	72 70 68 71	281	Cut	Matthew NeSmith	+4	79 67	146
	Max Homa	-3	69 69 71 72	281	Cut	Davis Riley	+5	73 74	147
	Lucas Glover	-3	71 70 70 70	281	Cut	Patton Kizzire	+5	71 76	147
42	Adam Long	-2	71 71 68 72	282	Cut	J.J. Spaun	+5	78 69	147
	Ryan Palmer	-2	73 67 71 71	282	Cut	Adam Svensson	+5	75 72	147
	Aaron Rai	-2	70 70 71 71	282	Cut	J.T. Poston	+5	77 70	147
	Viktor Hovland	-2	70 70 71 71	282	Cut	Davis Thompson	+5	74 73	147
	K.H. Lee	-2	73 68 71 70	282	Cut	Rory Sabbatini	+5	78 69	147
	Brian Harman	-2	71 70 73 68	282	Cut	Brendon Todd	+5	75 72	147
	Keith Mitchell	-2	71 71 73 67	282	Cut	Denny McCarthy	+5	75 72	147
	Gary Woodland	-2	72 69 75 66	282	Cut	Max McGreevy	+6	71 77	148
50	Tom Kim	-1	71 66 73 73	283	Cut	Austin Smotherman	+6	75 73	148
	Justin Lower	-1	71 69 71 72	283	Cut	Emiliano Grillo	+6	76 72	148
	Lucas Herbert	-1	71 69 73 70	283	Cut	Chad Ramey	+6	78 70	148
	Joel Dahmen	-1	73 68 72 70	283	Cut	Callum Tarren	+6	73 75	148
	Corey Connors	-1	70 72 71 70	283	Cut	Mark Hubbard	+7	74 75	149
	Brandon Wu	-1	72 70 72 69	283	Cut	Christiaan Bezuidenhout	+7	76 73	149
	Erik van Rooyen	-1	72 69 74 68	283	Cut	J.B. Holmes	+7	74 75	149
57	Webb Simpson	E	70 72 68 74	284	Cut	Brian Gay	+7	76 73	149
	Taylor Pendrith	E	73 69 68 74	284	Cut	Brett White	+7	75 74	149
	Danny Lee	E	73 67 73 71	284	Cut	Nick Watney	+7	75 74	149
	Greyson Sigg	E	73 69 72 70	284	Cut	Kevin Kisner	+8	74 76	150
61	Trey Mullinax	+1	69 71 73 72	285	Cut	Andre Metzger	+8	77 73	150
	Nate Lashley	+1	71 70 72 72	285	Cut	Shane Lowry	+9	75 76	151
63	Kelly Kraft	+4	70 71 70 77	288	Cut	Andrew Landry	+9	72 79	151



**2023 WM Phoenix Open**  
TPC Scottsdale (Stadium Course)  
Final Round Tournament Summary



<b>Cut</b>	Harris English	+9	72 79	<b>151</b>
<b>Cut</b>	Francesco Molinari	+10	75 77	<b>152</b>
<b>Cut</b>	Jimmy Walker	+11	80 73	<b>153</b>
<b>Cut</b>	Michael Hopper	+12	76 78	<b>154</b>
<b>Cut</b>	Ryan Brehm	+12	76 78	<b>154</b>
<b>Cut</b>	Cameron Champ	+12	78 76	<b>154</b>
<b>WD</b>	Scott Piercy	+4	73	<b>73</b>
<b>WD</b>	Maverick McNealy	+6	76	<b>76</b>



**2023 WM Phoenix Open**  
TPC Scottsdale (Stadium Course)  
Official Final Standings



Cut	<b>J.T. Poston</b>	+5	77	70	<b>147</b>
Cut	<b>Davis Thompson</b>	+5	74	73	<b>147</b>
Cut	<b>Rory Sabbatini</b>	+5	78	69	<b>147</b>
Cut	<b>Brendon Todd</b>	+5	75	72	<b>147</b>
Cut	<b>Denny McCarthy</b>	+5	75	72	<b>147</b>
Cut	<b>Max McGreevy</b>	+6	71	77	<b>148</b>
Cut	<b>Austin Smotherman</b>	+6	75	73	<b>148</b>
Cut	<b>Emiliano Grillo</b>	+6	76	72	<b>148</b>
Cut	<b>Chad Ramey</b>	+6	78	70	<b>148</b>
Cut	<b>Callum Tarren</b>	+6	73	75	<b>148</b>
Cut	<b>Mark Hubbard</b>	+7	74	75	<b>149</b>
Cut	<b>Christiaan Bezuidenhout</b>	+7	76	73	<b>149</b>
Cut	<b>J.B. Holmes</b>	+7	74	75	<b>149</b>
Cut	<b>Brian Gay</b>	+7	76	73	<b>149</b>
Cut	<b>Brett White</b>	+7	75	74	<b>149</b>
Cut	<b>Nick Watney</b>	+7	75	74	<b>149</b>
Cut	<b>Kevin Kisner</b>	+8	74	76	<b>150</b>
Cut	<b>Andre Metzger</b>	+8	77	73	<b>150</b>
Cut	<b>Shane Lowry</b>	+9	75	76	<b>151</b>
Cut	<b>Andrew Landry</b>	+9	72	79	<b>151</b>
Cut	<b>Harris English</b>	+9	72	79	<b>151</b>
Cut	<b>Francesco Molinari</b>	+10	75	77	<b>152</b>
Cut	<b>Jimmy Walker</b>	+11	80	73	<b>153</b>
Cut	<b>Michael Hopper</b>	+12	76	78	<b>154</b>
Cut	<b>Ryan Brehm</b>	+12	76	78	<b>154</b>
Cut	<b>Cameron Champ</b>	+12	78	76	<b>154</b>
WD	<b>Scott Piercy</b>	+4	73		<b>73</b>
WD	<b>Maverick McNealy</b>	+6	76		<b>76</b>



**2023 WM Phoenix Open**  
(15<sup>th</sup> of 47 events in the 2022-23 PGA TOUR Season)

Scottsdale, Arizona  
TPC Scottsdale

February 9-12, 2023  
Par/Yards: 35-36—71/7,261

Purse: \$20 million (\$3.6 million/winner)  
FedExCup points: 500 (winner)

**Final-Round Notes – Sunday, February 12, 2023**

*Weather: Mostly sunny. High of 76. Wind ESE 8-15 mph.*

**Final-Round Leaderboard**

Scottie Scheffler	68-64-68-65—265 (-19)
Nick Taylor	66-69-67-65—267 (-17)
Jon Rahm	68-66-68-68—270 (-14)
Justin Thomas	71-68-67-65—271 (-13)
Jason Day	65-71-68-68—272 (-12)

**Things to Know**

- Scottie Scheffler defeats Nick Taylor by two strokes to win the WM Phoenix Open, overtaking Rory McIlroy to regain the top spot in the Official World Golf Ranking
- Scheffler becomes the seventh player to successfully defend his title at the event and first since Hideki Matsuyama in 2017
- Scheffler joins Max Homa and Rory McIlroy as players to successfully defend a title this season
- Two-time PGA TOUR winner Nick Taylor finishes runner-up for the first time in 235 TOUR starts
- In search of his third win of the season, Jon Rahm finishes solo-third and maintains lead in the FedExCup standings

**Scottie Scheffler (1<sup>st</sup>/-19)**

Category	Following the week
Age	26 (June 21, 1996)
FedExCup	No. 5
OWGR	No. 1
Starts – wins – top-10s in PGA TOUR career	94-5-30
Starts – wins – top-10s on TOUR in 2022-23	6-1-4
Starts – wins – top-10s at WM Phoenix Open	4-2-3

- Defeats Nick Taylor by two strokes to pick up his fifth PGA TOUR victory in his 94<sup>th</sup> start; wins at the age of 26 years, 7 months, 22 days
- With the victory, returns to World No. 1, replacing Rory McIlroy (who falls to No. 2)
- PGA TOUR wins (5): 2022 WM Phoenix Open, 2022 Arnold Palmer Invitational presented by Mastercard, 2022 WGC-Dell Technologies Match Play, 2022 Masters Tournament, 2023 WM Phoenix Open
- Reigning PGA TOUR Player of the Year collects 500 points and moves from No. 38 to No. 5 in the FedExCup standings
- Improves to 2-for-6 in converting the 54-hole lead/co-lead to victory (2022 Masters Tournament, 2023 WM Phoenix Open)
- Led the field in Strokes Gained: Tee to Green, Strokes Gained: Approach the Green and Scrambling
- Is the 17<sup>th</sup> multiple winner of the WM Phoenix Open
- Becomes the seventh player (eight occasions) to successfully defend WM Phoenix Open title

Player	Successfully Defended
Scottie Scheffler	2023
Hideki Matsuyama	2017
Johnny Miller	1975
Arnold Palmer	1962, 1963
Lloyd Mangrum	1953
Jimmy Demaret	1950
Ben Hogan	1947



**2023 WM Phoenix Open**  
 TPC Scottsdale (Stadium Course)  
 Final Round Course Statistics



Total For Final Round Posting 66 Scores

Hole	Par	Average	Double		Birdies	Pars	Bogeys	Double Triple		Min	Max	Rank	Avg Over	
			Eagles-	Eagles				Bogeys	Bogey+				Under-	Par
1	4	3.803	0	0	19	41	6	0	0	3	5	15	-.197	
2	4	4.076	0	0	11	40	14	1	0	3	6	6	.076	
3	5	4.273	0	3	43	19	1	0	0	3	6	18	-.727	
4	3	2.970	0	0	9	50	7	0	0	2	4	11	-.030	
5	4	3.955	0	0	5	59	2	0	0	3	5	12	-.045	
6	4	4.106	0	0	7	46	12	1	0	3	6	4	.106	
7	3	3.091	0	1	3	52	9	1	0	1	5	5	.091	
8	4	4.076	0	0	5	53	6	2	0	3	6	6	.076	
9	4	4.061	0	0	6	51	8	1	0	3	6	8	.061	
OUT	35	34.409	0	4	108	411	65	6	0					
10	4	4.000	0	0	10	46	10	0	0	3	5	10	.000	
11	4	4.561	0	0	2	35	21	6	2	3	7	1	.561	
12	3	2.864	0	0	13	50	2	1	0	2	5	14	-.136	
13	5	4.303	0	4	41	18	3	0	0	3	6	17	-.697	
14	4	4.121	0	0	10	41	12	3	0	3	6	2	.121	
15	5	4.939	0	1	16	37	10	2	0	3	7	13	-.061	
16	3	3.121	0	0	7	45	13	1	0	2	5	2	.121	
17	4	3.500	0	0	37	25	4	0	0	3	5	16	-.500	
18	4	4.015	0	0	10	45	11	0	0	3	5	9	.015	
IN	36	35.424	0	5	146	342	86	13	2					
TOT	71	69.833	0	9	254	753	151	19	2					

**Round 4**

Rounds Below 70	24
Rounds Below Par	44
Rounds Par and Below	53
Rounds At Even Par	9
Rounds Over Par	13
Rounds 80 and Over	0





**2023 WM Phoenix Open**  
 TPC Scottsdale (Stadium Course)  
 Final Round Course Statistics



Grand Totals Thru Final Round Posting 398 Scores

Hole	Par	Average	Double		Birdies	Pars	Bogeys	Double Triple		Min	Max	Rank	Avg Over	
			Eagles-	Eagles				Bogeys	Bogey+				Under-	Par
1	4	4.005	0	0	68	264	62	4	0	3	6	12	.005	
2	4	4.123	0	0	47	262	82	7	0	3	6	6	.123	
3	5	4.477	0	15	202	160	18	3	0	3	7	17	-.523	
4	3	3.035	0	0	54	276	68	0	0	2	4	11	.035	
5	4	3.947	0	0	69	284	42	3	0	3	6	14	-.053	
6	4	4.063	0	0	54	270	69	5	0	3	6	9	.063	
7	3	3.168	0	1	24	288	77	8	0	1	5	3	.168	
8	4	4.121	0	1	29	295	67	6	0	2	6	7	.121	
9	4	4.101	0	0	46	269	80	3	0	3	6	8	.101	
OUT	35	35.040	0	17	593	2368	565	39	0					
10	4	3.977	0	0	64	280	53	1	0	3	6	13	-.023	
11	4	4.327	0	0	35	223	118	19	3	3	7	1	.327	
12	3	3.146	0	0	41	269	78	9	1	2	6	4	.146	
13	5	4.440	0	16	212	149	21	0	0	3	6	18	-.560	
14	4	4.224	0	0	31	261	93	12	1	3	7	2	.224	
15	5	4.889	0	5	110	218	54	11	0	3	7	15	-.111	
16	3	3.055	0	0	50	283	58	7	0	2	5	10	.055	
17	4	3.754	0	0	145	208	43	2	0	3	6	16	-.246	
18	4	4.128	0	0	52	258	74	13	1	3	7	5	.128	
IN	36	35.940	0	21	740	2149	592	74	6					
TOT	71	70.980	0	38	1333	4517	1157	113	6					

	Round 1	Round 2	Round 3	Round 4	Total
<b>Rounds Below 70</b>	17	51	27	24	119
<b>Rounds Below Par</b>	32	68	35	44	179
<b>Rounds Par and Below</b>	54	88	47	53	242
<b>Rounds At Even Par</b>	22	20	12	9	63
<b>Rounds Over Par</b>	80	44	19	13	156
<b>Rounds 80 and Over</b>	1	0	0	0	1



- Becomes the third player to successfully defend a PGA TOUR title this season, joining Max Homa (Fortinet Championship) and Rory McIlroy (THE CJ CUP in South Carolina); there were five successful title defenses on TOUR last season (most since 2007)
- Wins in his fourth start at the WM Phoenix Open (MC/2020, T7/2021, Won/2022, Won/2023)
- Four top-10s in six starts this season (T3/World Wide Technology Championship, T9/Cadence Bank Houston Open, T7/Sentry Tournament of Champions, Won/WM Phoenix Open)
- Becomes the ninth third-round leader/co-leader to win the WM Phoenix Open since 2000 (first since Rickie Fowler in 2019)
- Second-consecutive (eighth overall) third-round leader/co-leader to win this season (Justin Rose/AT&T Pebble Beach Pro-Am)

#### Miscellaneous Notes

- **Nick Taylor** (2<sup>nd</sup>) finishes two strokes back in bid to become the second Canadian winner of the WM Phoenix Open (George Knudson/1968); the two-time PGA TOUR winner picks up the first runner-up finish of his career (235 starts)
- **Jon Rahm** (3<sup>rd</sup>) has never finished worse than T16 (2017) in eight WM Phoenix Open starts; third-place finish is career-best showing at the event; has opened the season with five consecutive top-10s and retains the lead in the FedExCup standings
- **Justin Thomas** (4<sup>th</sup>) posts his fifth-consecutive top-20 finish at the WM Phoenix Open
- **Jordan Spieth** (T6) picks up his 80<sup>th</sup> top-10 finish in 242 TOUR starts; this week represented his 200<sup>th</sup> made cut on TOUR
- 2019 WM Phoenix Open champion and two-time runner-up **Rickie Fowler** (T10) aces the par-3 seventh hole with a 6-iron from 216 yards – his third ace on TOUR and the fifth at TPC Scottsdale's seventh hole
- In six starts at the WM Phoenix Open, **Xander Schauffele** (T10) has finished no worse than T17 (2018)
- **Rory McIlroy** finishes T32 and falls to No. 2 in the Official World Golf Ranking



**2023 WM Phoenix Open**  
 Final Round Course Statistics Table  
 TPC Scottsdale (Stadium Course) TS 7261 yards 35-36--71



Statistic	Round 4	Round 3	Round 2	Round 1
<b>Drive Dist. Leader</b>	342-Clark	354-Kitayama	346-Tway	349-Rodgers
<b>Drive Dist. Holes: 13,14</b>				
<b>Longest Drive</b>	395-Frittelli	389-Kitayama	377-Vegas	384-Champ
<b>Hole 1</b>	332-Conners	328-Fitzpatrick	326-Sabbatini	321-Tarren
<b>Hole 2</b>	346-Hovland	331-Scheffler	343-Rahm	377-List
<b>Hole 3</b>	373-Hoffman	371-McIlroy	377-Vegas	348-Schenk
<b>Hole 4</b>				
<b>Hole 5</b>	371-Hahn	381-Mitchell	375-Young	381-Woodland
<b>Hole 6</b>	321-Mullinax	349-Pendrith	328-Montgomery	343-Malnati
<b>Hole 7</b>				
<b>Hole 8</b>	333-Young	330-Mullinax	332-Frittelli	353-Clark
<b>Hole 9</b>	326-Young	332-McIlroy	335-Young	356-Steele
<b>Hole 10</b>	384-Mitchell	351-McIlroy	364-Vegas	380-Clark
<b>Hole 11</b>	366-Woodland	361-Frittelli	361-Metzger	348-Rodgers
<b>Hole 12</b>				
<b>Hole 13</b>	370-Hadley	389-Kitayama	362-Spieth	384-Champ
<b>Hole 14</b>	336-Bradley	336-Rahm	353-Champ	345-Hughes
<b>Hole 15</b>	348-Homa	337-McIlroy	330-Wallace	364-Vegas
<b>Hole 16</b>				
<b>Hole 17</b>	327-Moore	329-Hovland	365-Malnati	342-Steele
<b>Hole 18</b>	395-Frittelli	376-Vegas	351-Herbert	337-Clark
<b>Most Fairways Hit</b>	12-Fitzpatrick, Kuchar	13-Long	14-Todd	12-Hickok
<b>Most Greens in Regulation</b>	16-Thomas, Horschel	16-Power, Conners	18-Spieth	15-Schauffele, Ward
<b>Approach Prox. To Hole</b>	27' 7"-Hatton	28' 1"-Lashley	28' 6"-Laird	23' 6"-Herman
<b>Longest Putt Made</b>	61' 8"-Hahn	75' 6"-Stallings	100' 3"-English	51' 6"-Piercy
<b>Most 1 Putts</b>	13-Hossler	10-Matsuyama, Fowler, Lee	12-Kim, Noren	11-Long, Hadley



## 2023 WM Phoenix Open TPC Scottsdale (Stadium Course)



### Leaders Statistical Summary

Player	Driving Distance	Fairways Hit	Greens In Regulation	APR Shot Prox to Hole	Sand Saves	Putts Made Distance	Strokes Gained Statistics:					
							Off the Tee	Approach Green	Around Green	Tea To Green	Putting	Total
<b>CUMULATIVE</b>												
Scottie Scheffler (-19)	317.1 (26)	30/56 -- 53.6% (T45)	56/72 -- 77.8% (3)	39'2" (12)	0/4 -- 0.0% (T61)	332'2" (24)	0.684 (18)	2.372 (1)	0.379 (19)	3.435 (1)	1.039 (13)	4.474 (1)
Nick Taylor (-17)	298.7 (60)	37/56 -- 66.1% (T4)	53/72 -- 73.6% (T7)	46'4" (62)	5/8 -- 62.5% (T19)	343'3" (19)	0.520 (25)	0.520 (24)	1.095 (3)	2.135 (8)	1.839 (4)	3.974 (2)
Jon Rahm (-14)	330.4 (3)	31/56 -- 55.4% (T39)	48/72 -- 66.7% (T34)	36'1" (2)	6/9 -- 66.7% (T13)	387'0" (7)	0.630 (20)	0.612 (22)	0.474 (18)	1.715 (14)	1.509 (7)	3.224 (3)
Justin Thomas (-13)	317.6 (24)	32/56 -- 57.1% (T30)	53/72 -- 73.6% (T7)	41'7" (28)	5/6 -- 83.3% (T4)	245'3" (58)	1.168 (2)	1.035 (13)	0.814 (8)	3.017 (2)	-0.043 (43)	2.974 (4)
Jason Day (-12)	318.5 (21)	32/56 -- 57.1% (T30)	55/72 -- 76.4% (4)	42'10" (35)	5/7 -- 71.4% (T9)	331'8" (25)	0.809 (11)	0.796 (19)	0.201 (32)	1.806 (13)	0.918 (16)	2.724 (5)
Sam Burns (-11)	323.5 (11)	32/56 -- 57.1% (T30)	49/72 -- 68.1% (T27)	39'9" (15)	4/5 -- 80.0% (6)	321'1" (29)	0.754 (14)	0.273 (30)	0.806 (9)	1.833 (12)	0.641 (23)	2.474 (T6)
Sungjae Im (-11)	309.1 (42)	30/56 -- 53.6% (T45)	51/72 -- 70.8% (T13)	43'4" (39)	3/5 -- 60.0% (T22)	379'9" (8)	-0.039 (34)	1.052 (12)	1.178 (2)	2.190 (7)	0.284 (34)	2.474 (T6)
Jordan Spieth (-11)	322.1 (15)	28/56 -- 50.0% (T51)	57/72 -- 79.2% (2)	36'6" (3)	5/6 -- 83.3% (T4)	262'4" (51)	0.201 (36)	2.089 (2)	0.590 (13)	2.880 (3)	-0.406 (51)	2.474 (T6)
Tyrrell Hatton (-11)	309.5 (41)	40/56 -- 71.4% (3)	51/72 -- 70.8% (T13)	36'9" (5)	0/4 -- 0.0% (T61)	262'7" (50)	1.046 (4)	1.499 (4)	-0.176 (48)	2.370 (4)	0.104 (40)	2.474 (T6)
Wyndham Clark (-10)	328.2 (4)	19/56 -- 33.9% (66)	51/72 -- 70.8% (T13)	41'7" (29)	1/3 -- 33.3% (T50)	370'7" (11)	-0.258 (51)	1.117 (8)	1.038 (4)	1.897 (11)	0.327 (33)	2.224 (T10)
Xander Schauffele (-10)	323.1 (13)	35/56 -- 62.5% (T10)	60/72 -- 83.3% (1)	37'8" (7)	1/5 -- 20.0% (57)	349'7" (16)	1.002 (6)	1.488 (5)	-0.252 (54)	2.238 (5)	-0.014 (41)	2.224 (T10)
Rickie Fowler (-10)	316.3 (29)	32/56 -- 57.1% (T30)	49/72 -- 68.1% (T27)	43'8" (41)	3/6 -- 50.0% (T1)	350'0" (15)	-0.925 (65)	1.578 (3)	0.534 (14)	1.187 (21)	1.037 (14)	2.224 (T10)
Adam Hadwin (-10)	307.5 (45)	33/56 -- 58.9% (T21)	52/72 -- 72.2% (T9)	39'3" (13)	5/8 -- 62.5% (T19)	359'3" (13)	0.324 (33)	0.872 (16)	0.083 (35)	1.279 (18)	0.945 (15)	2.224 (T10)
Patrick Rodgers (-8)	328.1 (5)	34/56 -- 60.7% (T17)	50/72 -- 69.4% (T20)	38'4" (9)	4/7 -- 57.1% (T26)	292'8" (38)	0.839 (10)	0.082 (38)	0.247 (28)	1.169 (22)	0.555 (28)	1.724 (T14)
Dylan Frittelli (-8)	317.5 (25)	26/56 -- 46.4% (T59)	50/72 -- 69.4% (T20)	43'10" (44)	3/6 -- 50.0% (T32)	322'3" (36)	0.540 (23)	0.277 (29)	0.230 (30)	1.048 (25)	0.676 (22)	1.724 (T14)
<b>ROUND 4</b>												
Scottie Scheffler (-19)	321.1 (T26)	5/14 -- 35.7% (T61)	14/18 -- 77.8% (T8)	45'5" (54)	0/1 -- 0.0% (T38)	105'8" (9)	-0.235 (43)	1.035 (17)	0.871 (12)	1.671 (13)	3.162 (4)	4.833 (T2)
Nick Taylor (-17)	288.2 (65)	9/14 -- 64.3% (T17)	14/18 -- 77.8% (T8)	42'8" (41)	2/2 -- 100.0% (T1)	77'8" (27)	0.057 (35)	1.445 (9)	1.242 (6)	2.744 (7)	2.089 (9)	4.833 (T2)
Jon Rahm (-14)	330.9 (4)	6/14 -- 42.9% (T57)	11/18 -- 61.1% (T49)	35'4" (13)	1/1 -- 100.0% (T1)	79'11" (25)	0.531 (25)	0.304 (28)	0.087 (35)	0.922 (24)	0.911 (20)	1.833 (T10)
Justin Thomas (-13)	328.4 (7)	7/14 -- 50.0% (T47)	16/18 -- 88.9% (T1)	38'5" (27)	1/1 -- 100.0% (T1)	65'1" (41)	1.066 (10)	2.677 (1)	0.891 (11)	4.634 (1)	0.199 (31)	4.833 (T2)
Jason Day (-12)	334.6 (3)	8/14 -- 57.1% (T34)	15/18 -- 83.3% (T3)	46'8" (58)	1/3 -- 33.3% (T34)	71'3" (35)	1.092 (9)	0.220 (31)	0.295 (25)	1.607 (16)	0.226 (30)	1.833 (T10)
Sam Burns (-11)	328.3 (9)	9/14 -- 64.3% (T17)	12/18 -- 66.7% (T32)	35'3" (12)	0/1 -- 0.0% (T38)	92'2" (16)	0.502 (26)	-0.945 (52)	0.365 (22)	-0.078 (37)	1.911 (10)	1.833 (T10)
Sungjae Im (-11)	297.2 (60)	9/14 -- 64.3% (T17)	14/18 -- 77.8% (T8)	46'1" (57)	0/0 -- 0.0% (T38)	96'1" (12)	-0.688 (51)	0.442 (27)	1.016 (7)	0.633 (44)	0.063 (33)	0.833 (T16)
Jordan Spieth (-11)	324.3 (17)	9/14 -- 64.3% (T17)	13/18 -- 72.2% (T16)	32'4" (5)	1/1 -- 100.0% (T1)	60'7" (48)	-0.022 (39)	1.305 (10)	0.481 (19)	1.764 (12)	-1.931 (57)	-0.167 (T25)
Tyrrell Hatton (-11)	319.1 (32)	11/14 -- 78.6% (T4)	13/18 -- 72.2% (T16)	27'8" (1)	0/0 -- 0.0% (T38)	65'0" (42)	0.573 (22)	1.859 (6)	-0.285 (39)	2.147 (10)	-1.314 (49)	0.833 (T16)
Wyndham Clark (-10)	342.2 (1)	5/14 -- 35.7% (T61)	13/18 -- 72.2% (T16)	41'0" (36)	0/0 -- 0.0% (T38)	48'9" (57)	-0.964 (53)	1.067 (16)	1.533 (4)	1.636 (14)	-0.803 (45)	0.833 (T16)
Xander Schauffele (-10)	321.8 (24)	10/14 -- 71.4% (T10)	15/18 -- 83.3% (T3)	39'3" (32)	0/2 -- 0.0% (T38)	125'1" (3)	0.933 (12)	0.563 (25)	-1.003 (T60)	0.493 (29)	-0.660 (43)	-0.167 (T25)
Rickie Fowler (-10)	319.9 (30)	8/14 -- 57.1% (T34)	13/18 -- 72.2% (T16)	48'4" (63)	2/2 -- 100.0% (T1)	84'9" (21)	-1.679 (62)	1.228 (T13)	-0.574 (51)	-1.025 (T46)	0.858 (22)	-0.167 (T25)
Adam Hadwin (-10)	304.8 (52)	7/14 -- 50.0% (T47)	13/18 -- 72.2% (T16)	42'3" (40)	0/3 -- 0.0% (T38)	62'9" (45)	-1.332 (56)	1.654 (7)	-0.506 (46)	-0.184 (40)	-0.983 (46)	-1.167 (T45)
Patrick Rodgers (-8)	322.4 (23)	11/14 -- 78.6% (T4)	15/18 -- 83.3% (T3)	32'9" (6)	0/0 -- 0.0% (T38)	93'6" (15)	1.230 (6)	2.452 (2)	0.247 (27)	3.929 (2)	0.904 (21)	4.833 (T2)
Dylan Frittelli (-8)	320.4 (28)	5/14 -- 35.7% (T61)	11/18 -- 61.1% (T49)	46'10" (59)	0/0 -- 0.0% (T38)	112'6" (8)	-1.341 (57)	-1.559 (58)	-0.124 (37)	-3.024 (60)	2.857 (5)	-0.167 (T25)
<b>ROUND 3</b>												
Scottie Scheffler (-19)	311.7 (48)	5/14 -- 35.7% (T61)	15/18 -- 83.3% (T3)	37'8" (T13)	0/0 -- 0.0% (T38)	101'6" (13)	-0.650 (51)	3.155 (2)	-0.433 (45)	2.071 (11)	0.050 (30)	2.121 (T14)
Nick Taylor (-17)	301.4 (57)	8/14 -- 57.1% (T32)	14/18 -- 77.8% (T11)	45'5" (44)	3/4 -- 75.0% (T17)	90'7" (20)	0.011 (38)	0.649 (24)	0.216 (24)	0.875 (20)	2.246 (5)	3.121 (T4)
Jon Rahm (-14)	349.4 (3)	6/14 -- 42.9% (T52)	13/18 -- 72.2% (T24)	34'0" (4)	1/2 -- 50.0% (T22)	117'2" (6)	-0.840 (54)	1.877 (11)	-0.558 (48)	0.478 (30)	1.643 (14)	2.121 (T14)
Justin Thomas (-13)	322.5 (19)	9/14 -- 64.3% (T13)	14/18 -- 77.8% (T11)	46'10" (48)	1/1 -- 100.0% (T1)	58'4" (T52)	0.728 (19)	1.455 (13)	1.550 (7)	3.732 (4)	-0.611 (43)	3.121 (T4)
Jason Day (-12)	314.6 (40)	9/14 -- 64.3% (T13)	14/18 -- 77.8% (T11)	51'5" (58)	1/1 -- 100.0% (T1)	106'6" (11)	1.243 (7)	-0.322 (38)	-0.562 (49)	0.358 (33)	1.763 (11)	2.121 (T14)
Sam Burns (-11)	326.5 (13)	10/14 -- 71.4% (T8)	15/18 -- 83.3% (T3)	33'4" (2)	1/1 -- 100.0% (T1)	99'11" (15)	2.065 (1)	1.316 (16)	0.710 (16)	4.090 (3)	2.031 (7)	6.121 (1)
Sungjae Im (-11)	303.2 (55)	7/14 -- 50.0% (T41)	14/18 -- 77.8% (T11)	37'8" (T13)	0/0 -- 0.0% (T38)	80'6" (51)	0.501 (25)	2.197 (5)	0.679 (17)	3.376 (5)	-0.255 (36)	3.121 (T4)
Jordan Spieth (-11)	318.3 (28)	5/14 -- 35.7% (T61)	15/18 -- 83.3% (T3)	34'9" (6)	2/2 -- 100.0% (T1)	60'7" (51)	-0.461 (50)	1.899 (10)	0.132 (29)	1.569 (15)	-0.448 (41)	1.121 (T24)
Tyrrell Hatton (-11)	326.8 (12)	9/14 -- 64.3% (T13)	15/18 -- 83.3% (T3)	42'7" (31)	0/1 -- 0.0% (T38)	77'4" (34)	0.872 (13)	2.002 (8)	3.086 (7)	0.035 (31)	3.121 (T4)	
Wyndham Clark (-10)	321.2 (22)	7/14 -- 50.0% (T41)	14/18 -- 77.8% (T11)	47'7" (50)	0/1 -- 0.0% (T38)	69'9" (43)	0.788 (17)	-0.152 (35)	1.508 (10)	2.143 (10)	-2.022 (60)	0.121 (T28)
Xander Schauffele (-10)	319.0 (27)	9/14 -- 64.3% (T13)	13/18 -- 72.2% (T24)	33'9" (3)	1/3 -- 33.3% (T30)	80'11" (29)	0.606 (T22)	0.872 (22)	-0.606 (51)	0.871 (21)	-0.750 (45)	0.121 (T28)
Rickie Fowler (-10)	321.5 (21)	6/14 -- 42.9% (T52)	10/18 -- 55.6% (T55)	34'3" (5)	1/1 -- 100.0% (T1)	95'11" (19)	-3.819 (65)	3.205 (1)	2.094 (3)	1.479 (16)	1.642 (15)	3.121 (T4)
Adam Hadwin (-10)	312.7 (45)	8/14 -- 57.1% (T32)	12/18 -- 66.7% (T32)	45'3" (41)	1/1 -- 100.0% (T1)	70'8" (41)	0.325 (30)	-0.656 (46)	-0.739 (52)	-1.071 (47)	0.192 (29)	-0.879 (T36)
Patrick Rodgers (-8)	315.6 (32)	8/14 -- 57.1% (T32)	10/18 -- 55.6% (T55)	43'5" (34)	3/5 -- 60.0% (21)	56'10" (54)	1.403 (3)	-2.430 (62)	1.469 (11)	0.441 (32)	-0.320 (39)	0.121 (T28)
Dylan Frittelli (-8)	317.5 (30)	7/14 -- 50.0% (T41)	11/18 -- 61.1% (T43)	42'3" (30)	0/2 -- 0.0% (T38)	77'5" (33)	0.902 (12)	0.643 (25)	-0.327 (38)	1.217 (17)	1.904 (9)	3.121 (T4)
<b>ROUND 2</b>												
Scottie Scheffler (-19)	319.5 (31)	10/14 -- 71.4% (T9)	15/18 -- 83.3% (T3)	30'6" (5)	0/1 -- 0.0% (T77)	78'1" (55)	1.902 (5)	3.479 (2)	-0.010 (67)	5.371 (1)	1.197 (32)	6.568 (2)
Nick Taylor (-17)	299.5 (94)	10/14 -- 71.4% (T9)	13/18 -- 72.2% (T24)	57'8" (130)	0/2 -- 0.0% (T77)	80'9" (46)	0.955 (33)	-2.079 (121)	1.937 (3)	0.813 (T53)	0.755 (41)	1.568 (T32)
Jon Rahm (-14)	330.4 (12)	10/14 -- 71.4% (T9)	11/18 -- 61.1% (T75)	37'4" (24)	4/5 -- 80.0% (35)	118'5" (14)	0.807 (46)	-1.220 (105)	1.667 (6)	1.254 (43)	3.314 (4)	4.568 (T4)
Justin Thomas (-13)	311.5 (52)	6/14 -- 42.9% (T90)	12/18 -- 66.7% (T48)	38'7" (33)	3/3 -- 100.0% (T1)	65'0" (85)	0.942 (35)	0.772 (38)	0.621 (T38)	2.335 (21)	0.233 (52)	2.568 (T22)
Jason Day (-12)	308.9 (62)	8/14 -- 57.1% (T34)	12/18 -- 66.7% (T48)	37'10" (28)	2/2 -- 100.0% (T1)	51'3" (109)	-0.097 (T79)	0.806 (35)	0.224 (55)	0.933 (49)	-1.365 (108)	-0.432 (T69)
Sam Burns (-11)	317.4 (35)	6/14 -- 42.9% (T90)	12/18 -- 66.7% (T48)	38'4" (31)	1/1 -- 100.0% (T1)	72'9" (61)	0.398 (T65)	1.194 (27)	-0.678 (99)	0.914 (50)	-1.346 (107)	-0.432 (T69)
Sungjae Im (-11)	321.0 (26)	7/14 -- 50.0% (T41)	11/18 -- 61.1% (T75)	49'9" (110)	1/3 -- 33.3% (T67)	120'11" (13)	-0.116 (81)	-0.305 (82)	2.508 (1)	2.087 (24)	1.481 (26)	3.568 (T9)
Jordan Spieth (-11)	339.6 (3)	10/14 -- 71.4% (T9)	18/18 -- 100.0% (1)	33'11" (10)	0/0 -- 0.0% (T77)	96'11" (28)	1.782 (7)	0.598 (41)	5.005 (2)	5.005 (2)	2.563 (11)	7.568 (1)
Tyrrell Hatton (-11)	305.7 (73)	12/14 -- 85.7% (T2)	14/18 -- 77.8% (T13)	35'2" (12)	0/1 -- 0.0% (T77)	67'8" (77)	1.961 (3)	0.754 (40)	-0.390 (83)	2.325 (22)	1.243 (31)	3.568 (T9)





## 2023 WM Phoenix Open TPC Scottsdale (Stadium Course)



### Leaders Statistical Summary

Player	Driving Distance	Fairways Hit	Greens In Regulation	APR Shot Prox to Hole	Sand Saves	Putts Made Distance	Strokes Gained Statistics:					Total
							Off the Tee	Approach Green	Around Green	Tee To Green	Putting	
Wyndham Clark (-10)	324.3 (18)	5/14 -- 35.7% (T110)	12/18 -- 66.7% (T48)	35'2" (13)	1/1 -- 100.0% (T1)	144'0" (6)	-0.779 (101)	1.141 (29)	0.946 (26)	1.308 (41)	2.260 (15)	3.568 (T9)
Xander Schauffele (-10)	339.0 (4)	10/14 -- 71.4% (T9)	17/18 -- 94.4% (2)	32'9" (8)	0/0 -- 0.0% (T77)	66'0" (81)	1.938 (4)	2.159 (7)	-0.274 (79)	3.823 (5)	-0.255 (72)	3.568 (T9)
Rickie Fowler (-10)	313.1 (45)	11/14 -- 78.6% (T5)	13/18 -- 72.2% (T23)	45'11" (88)	1/1 -- 100.0% (T1)	125'9" (12)	1.250 (16)	0.112 (64)	0.990 (22)	2.352 (19)	2.216 (16)	4.568 (T4)
Adam Hadwin (-10)	304.6 (76)	9/14 -- 64.3% (T28)	13/18 -- 72.2% (T23)	29'4" (2)	4/4 -- 100.0% (T1)	108'7" (19)	0.867 (41)	1.632 (16)	0.744 (36)	3.243 (8)	1.325 (28)	4.568 (T4)
Patrick Rodgers (-8)	325.1 (17)	9/14 -- 64.3% (T28)	14/18 -- 77.8% (T13)	34'10" (11)	0/1 -- 0.0% (T77)	60'7" (98)	1.864 (6)	1.643 (15)	-1.035 (116)	2.472 (16)	0.096 (58)	2.568 (T22)
Dylan Frittelli (-8)	317.2 (37)	7/14 -- 50.0% (T67)	16/18 -- 88.9% (3)	37'1" (21)	2/2 -- 100.0% (T1)	69'5" (70)	0.991 (30)	3.035 (3)	0.950 (25)	4.976 (3)	0.592 (43)	5.568 (3)
<b>ROUND 1</b>												
Scottie Scheffler (-19)	315.9 (28)	10/14 -- 71.4% (T4)	12/18 -- 66.7% (T21)	43'4" (59)	0/2 -- 0.0% (T71)	46'11" (119)	1.718 (8)	1.818 (20)	1.090 (15)	4.625 (3)	-0.252 (77)	4.373 (T6)
Nick Taylor (-17)	305.7 (67)	10/14 -- 71.4% (T4)	13/18 -- 72.2% (T9)	39'6" (27)	0/0 -- 0.0% (T71)	94'3" (20)	1.059 (22)	2.063 (16)	0.987 (19)	4.108 (6)	2.265 (11)	6.373 (T2)
Jon Rahm (-14)	310.8 (47)	9/14 -- 64.3% (T15)	13/18 -- 72.2% (T9)	37'10" (18)	0/1 -- 0.0% (T71)	71'6" (53)	2.022 (3)	1.485 (27)	0.700 (34)	4.206 (5)	0.167 (55)	4.373 (T6)
Justin Thomas (-13)	308.1 (56)	10/14 -- 71.4% (T4)	11/18 -- 61.1% (T41)	42'4" (48)	0/1 -- 0.0% (T71)	56'10" (91)	1.936 (4)	-0.765 (87)	0.197 (59)	1.367 (43)	0.006 (63)	1.373 (T33)
Jason Day (-12)	316.0 (27)	7/14 -- 50.0% (T57)	14/18 -- 77.8% (T3)	35'5" (12)	1/1 -- 100.0% (T1)	102'8" (10)	0.997 (24)	2.481 (11)	0.847 (26)	4.324 (4)	3.049 (4)	7.373 (1)
Sam Burns (-11)	321.8 (13)	7/14 -- 50.0% (T57)	10/18 -- 55.6% (T72)	52'4" (117)	2/2 -- 100.0% (T1)	56'3" (94)	0.052 (70)	-0.475 (78)	2.828 (1)	2.404 (22)	-0.031 (64)	2.373 (T18)
Sungjae Im (-11)	314.9 (T34)	7/14 -- 50.0% (T57)	12/18 -- 66.7% (T21)	39'10" (28)	2/2 -- 100.0% (T1)	83'1" (35)	0.146 (63)	1.872 (19)	0.511 (43)	2.528 (20)	-0.155 (70)	2.373 (T18)
Jordan Spieth (-11)	306.1 (63)	4/14 -- 28.6% (T118)	11/18 -- 61.1% (T41)	45'0" (74)	2/3 -- 66.7% (T28)	44'3" (123)	-0.493 (96)	2.528 (9)	1.149 (13)	3.183 (13)	-1.810 (116)	1.373 (T33)
Tyrrell Hatton (-11)	286.6 (121)	8/14 -- 57.1% (T34)	9/18 -- 50.0% (T95)	41'8" (40)	0/2 -- 0.0% (T71)	52'7" (106)	0.779 (33)	1.381 (28)	-0.239 (T83)	1.920 (32)	0.453 (51)	2.373 (T18)
Wyndham Clark (-10)	325.2 (9)	2/14 -- 14.3% (T133)	12/18 -- 66.7% (T21)	42'6" (50)	0/1 -- 0.0% (T71)	108'1" (7)	-0.076 (78)	2.412 (13)	0.165 (61)	2.500 (21)	1.873 (18)	4.373 (T6)
Xander Schauffele (-10)	312.6 (39)	6/14 -- 42.9% (T83)	15/18 -- 83.3% (T1)	45'1" (76)	0/0 -- 0.0% (T71)	77'7" (46)	0.530 (43)	2.358 (14)	0.876 (24)	3.763 (8)	1.610 (21)	5.373 (5)
Rickie Fowler (-10)	310.9 (46)	7/14 -- 50.0% (T57)	13/18 -- 72.2% (T9)	46'2" (82)	2/2 -- 100.0% (T1)	43'7" (125)	0.549 (42)	1.766 (21)	-0.374 (86)	1.940 (31)	-0.567 (88)	1.373 (T33)
Adam Hadwin (-10)	307.8 (57)	9/14 -- 64.3% (T15)	14/18 -- 77.8% (T3)	40'1" (30)	0/0 -- 0.0% (T71)	117'3" (4)	1.435 (12)	0.859 (37)	0.836 (27)	3.129 (14)	3.244 (3)	6.373 (T2)
Patrick Rodgers (-8)	349.5 (1)	6/14 -- 42.9% (T83)	11/18 -- 61.1% (T41)	42'3" (44)	1/1 -- 100.0% (T1)	81'9" (37)	-1.139 (113)	-1.336 (102)	0.309 (53)	-2.167 (111)	1.540 (24)	-0.627 (T69)
Dylan Frittelli (-8)	314.9 (T34)	7/14 -- 50.0% (T57)	12/18 -- 66.7% (T21)	49'1" (100)	1/2 -- 50.0% (T40)	62'11" (79)	1.609 (10)	-1.010 (94)	0.424 (47)	1.022 (51)	-2.649 (130)	-1.627 (T93)



2023 WM Phoenix Open  
Official Tour Money List



1	Jon Rahm	\$	6,264,750	51	Emiliano Grillo	\$	963,169
2	Scottie Scheffler	\$	4,741,495	52	Jordan Spieth	\$	958,960
3	Max Homa	\$	4,102,805	53	Beau Hossler	\$	910,413
4	Keegan Bradley	\$	3,778,524	54	Callum Tarren	\$	907,897
5	Nick Taylor	\$	2,943,945	55	Kevin Yu	\$	872,656
6	Tom Kim	\$	2,633,028	56	Tyrrell Hatton	\$	869,894
7	Tony Finau	\$	2,595,525	57	Garrick Higgo	\$	867,600
8	Seamus Power	\$	2,497,321	58	Joseph Bramlett	\$	864,955
9	Collin Morikawa	\$	2,322,818	59	Robby Shelton	\$	860,001
10	Si Woo Kim	\$	2,077,458	60	Ben Griffin	\$	857,484
11	Brian Harman	\$	2,072,742	61	Denny McCarthy	\$	843,481
12	Sahith Theegala	\$	2,065,140	62	Aaron Wise	\$	837,770
13	Justin Rose	\$	2,055,133	63	S.H. Kim	\$	827,888
14	Rickie Fowler	\$	2,006,555	64	Keith Mitchell	\$	810,155
15	Rory McIlroy	\$	1,999,286	65	Hideki Matsuyama	\$	772,738
16	Taylor Montgomery	\$	1,934,395	66	Scott Stallings	\$	754,700
17	Mackenzie Hughes	\$	1,928,533	67	Justin Lower	\$	754,330
18	Adam Svensson	\$	1,921,401	68	Byeong Hun An	\$	739,110
19	Jason Day	\$	1,913,333	69	J.T. Poston	\$	726,366
20	Tom Hoge	\$	1,901,656	70	Will Gordon	\$	723,573
21	Andrew Putnam	\$	1,785,018	71	Adam Schenk	\$	713,010
22	Sungjae Im	\$	1,783,601	72	Matt Fitzpatrick	\$	695,506
23	Russell Henley	\$	1,754,972	73	Trey Mullinax	\$	678,065
24	Hayden Buckley	\$	1,629,364	74	David Lipsky	\$	670,788
25	Brendon Todd	\$	1,483,176	75	Billy Horschel	\$	653,041
26	Kurt Kitayama	\$	1,448,388	76	Greyson Sigg	\$	627,415
27	Xander Schauffele	\$	1,414,515	77	Matt Kuchar	\$	606,178
28	Sam Burns	\$	1,392,750	78	Dylan Frittelli	\$	598,550
29	Davis Thompson	\$	1,343,018	79	David Lingmerth	\$	591,500
30	Thomas Detry	\$	1,340,347	80	Aaron Baddeley	\$	590,357
31	Justin Thomas	\$	1,298,608	81	Corey Connors	\$	589,841
32	K.H. Lee	\$	1,289,487	82	Dean Burmester	\$	576,165
33	Patrick Rodgers	\$	1,271,628	83	Nick Hardy	\$	545,470
34	Joel Dahmen	\$	1,260,056	84	Aaron Rai	\$	541,340
35	Matthew NeSmith	\$	1,257,463	85	Mark Hubbard	\$	528,684
36	J.J. Spaun	\$	1,204,243	86	Taylor Pendrith	\$	523,818
37	Adam Hadwin	\$	1,195,167	87	Peter Malnati	\$	518,274
38	Viktor Hovland	\$	1,188,030	88	Mito Pereira	\$	508,784
39	Sepp Straka	\$	1,128,793	89	Lee Hodges	\$	505,500
40	Chris Kirk	\$	1,126,749	90	Alex Noren	\$	488,077
41	Ben Taylor	\$	1,109,290	91	Tommy Fleetwood	\$	484,587
42	Maverick McNealy	\$	1,106,533	92	Luke List	\$	480,625
43	Taylor Moore	\$	1,103,682	93	Cameron Young	\$	477,692
44	Wyndham Clark	\$	1,097,114	94	Stephan Jaeger	\$	465,282
45	Brandon Wu	\$	1,078,638	95	Harris English	\$	457,653
46	Tyson Alexander	\$	1,035,356	96	Troy Merritt	\$	448,241
47	Alex Smalley	\$	1,035,125	97	Patton Kizzire	\$	434,386
48	Danny Willett	\$	1,025,063	98	Charley Hoffman	\$	427,766
49	Patrick Cantlay	\$	1,011,400	99	Harrison Endycott	\$	414,752
50	Sam Ryder	\$	982,618	100	Erik Barnes	\$	401,295



2023 WM Phoenix Open  
Official Tour Money List



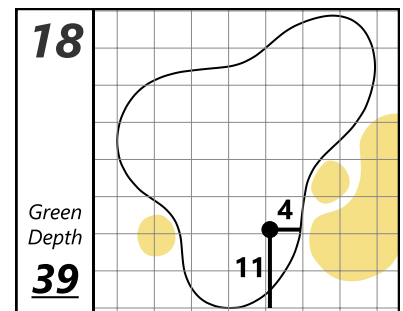
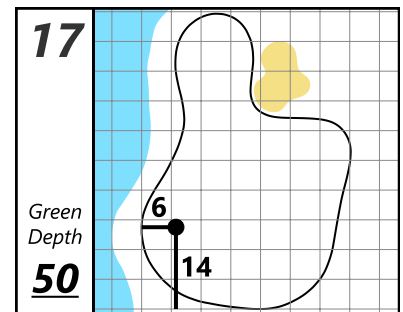
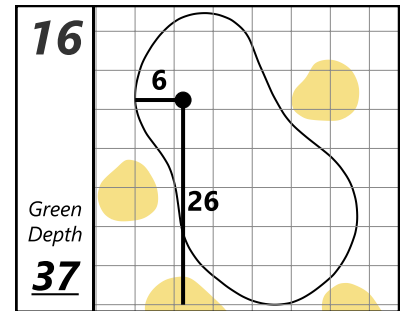
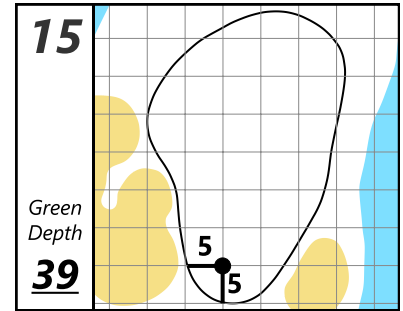
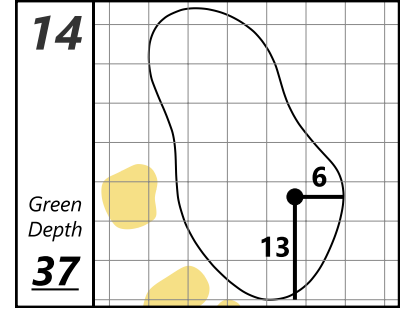
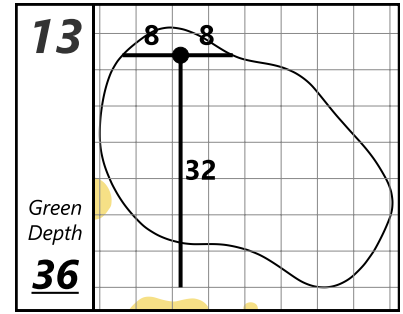
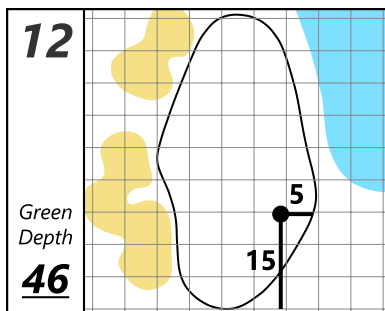
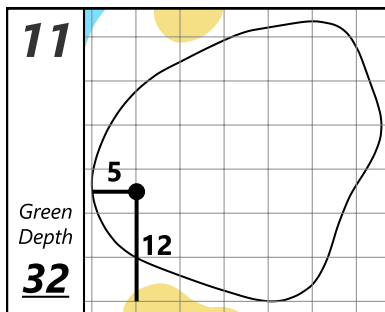
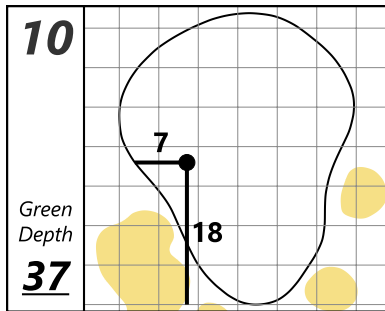
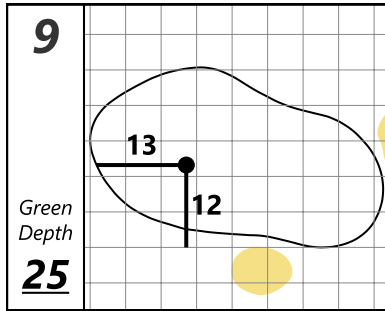
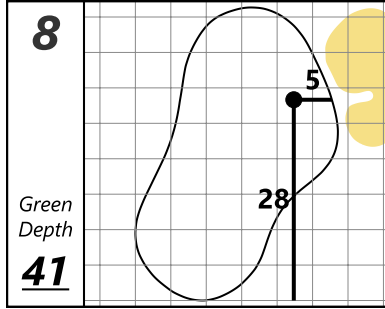
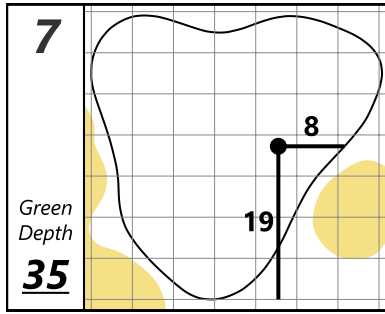
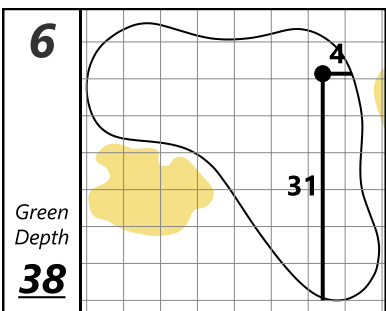
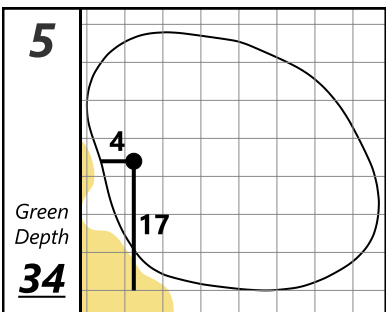
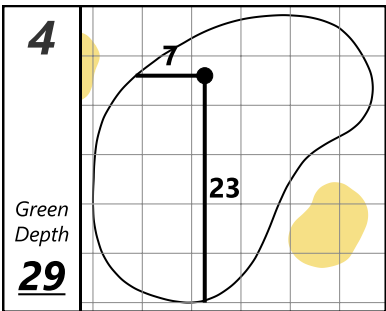
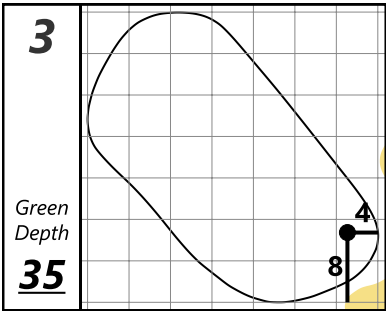
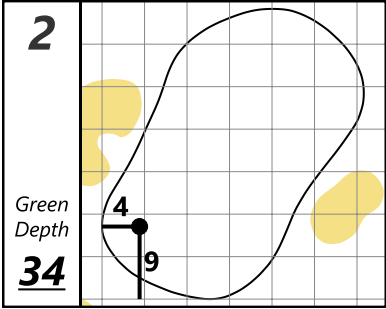
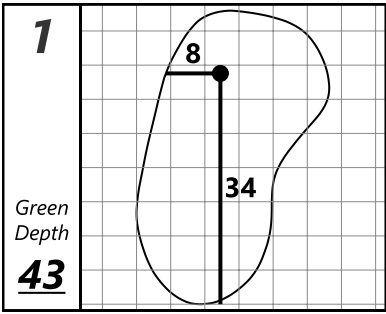
101	Russell Knox	\$	375,347	151	James Hahn	\$	185,099
102	Christiaan Bezuidenhout	\$	370,316	152	Lucas Glover	\$	175,385
103	Cameron Champ	\$	361,296	153	Zach Johnson	\$	170,851
104	Brendan Steele	\$	350,609	154	Austin Smotherman	\$	162,370
105	Ben Martin	\$	350,570	155	Dylan Wu	\$	160,040
106	Ryan Moore	\$	345,996	156	Matt Wallace	\$	159,120
107	Scott Piercy	\$	344,594	157	Ryan Palmer	\$	154,701
108	Nate Lashley	\$	341,730	158	Sean O'Hair	\$	153,865
109	Ryan Armour	\$	339,676	159	Tano Goya	\$	153,684
110	Eric Cole	\$	335,880	160	Carl Yuan	\$	152,565
111	Andrew Novak	\$	335,068	161	Lucas Herbert	\$	151,383
112	Cam Davis	\$	333,396	162	Hank Lebioda	\$	146,250
113	Erik van Rooyen	\$	330,626	163	Richy Werenski	\$	145,500
114	Will Zalatoris	\$	330,580	164	Brice Garnett	\$	141,783
115	Chris Stroud	\$	318,864	165	Brian Gay	\$	134,875
116	Gary Woodland	\$	316,804	166	Sebastián Muñoz	\$	134,594
117	Danny Lee	\$	316,795	167	MJ Daffue	\$	134,098
118	Davis Riley	\$	316,725	168	Kyle Westmoreland	\$	133,532
119	Harry Hall	\$	311,984	169	John Huh	\$	121,256
120	Michael Kim	\$	308,742	170	Kevin Kisner	\$	118,808
121	Chad Ramey	\$	308,249	171	Augusto Núñez	\$	115,606
122	Kevin Tway	\$	304,920	172	Michael Thompson	\$	114,112
123	Chesson Hadley	\$	299,832	173	Jason Dufner	\$	109,286
124	Martin Laird	\$	295,185	174	Fabián Gómez	\$	108,365
125	Adam Scott	\$	287,025	175	Martin Trainer	\$	107,580
126	Paul Haley II	\$	285,160	176	Trevor Werbylo	\$	97,600
127	Matti Schmid	\$	284,735	177	Doc Redman	\$	90,833
128	Harry Higgs	\$	280,829	178	Jonas Blixt	\$	88,950
129	Chez Reavie	\$	277,033	179	Shane Lowry	\$	88,305
130	Justin Suh	\$	273,323	180	Jim Herman	\$	87,349
131	Zecheng Dou	\$	265,957	181	Cameron Percy	\$	84,956
132	Kevin Streelman	\$	262,412	182	Scott Harrington	\$	84,249
133	Sam Stevens	\$	261,955	183	Vincent Norrman	\$	80,435
134	Jhonattan Vegas	\$	240,845	184	C.T. Pan	\$	74,141
135	Ryan Brehm	\$	231,545	185	Robert Streb	\$	69,944
136	Satoshi Kodaira	\$	230,920	186	Andrew Landry	\$	68,290
137	Austin Eckroat	\$	228,847	187	Webb Simpson	\$	67,440
138	Henrik Norlander	\$	226,340	188	William McGirt	\$	64,385
139	S.Y. Noh	\$	220,138	189	Cody Gribble	\$	63,517
140	Jimmy Walker	\$	215,788	190	Kelly Kraft	\$	61,180
141	Max McGreevy	\$	214,517	191	Sung Kang	\$	58,950
142	Adam Long	\$	214,186	192	Lanto Griffin	\$	58,095
143	Zac Blair	\$	212,825	193	Kramer Hickok	\$	55,273
144	Matthias Schwab	\$	212,375	194	Philip Knowles	\$	53,421
145	Stewart Cink	\$	210,981	195	Tyler Duncan	\$	43,164
146	Brian Stuard	\$	208,250	196	Francesco Molinari	\$	40,843
147	Brent Grant	\$	204,108	197	Trevor Cone	\$	40,425
148	Nico Echavarria	\$	195,458	198	Kevin Roy	\$	36,996
149	Austin Cook	\$	193,865	199	Carson Young	\$	34,578
150	Nick Watney	\$	186,876	200	Doug Ghim	\$	34,560



**2023 WM Phoenix Open**  
Official Tour Money List



201	<b>Anders Albertson</b>	\$	33,873
202	<b>Greg Chalmers</b>	\$	32,155
203	<b>Brandon Matthews</b>	\$	31,995
204	<b>Scott Brown</b>	\$	31,852
205	<b>Jonathan Byrd</b>	\$	29,683
206	<b>Michael Gligic</b>	\$	21,795
207	<b>Brandt Snedeker</b>	\$	17,840
208	<b>Geoff Ogilvy</b>	\$	17,730
209	<b>Rory Sabbatini</b>	\$	17,384
210	<b>Vince Whaley</b>	\$	17,222
T211	<b>Ben Crane</b>	\$	16,367
T211	<b>Arjun Atwal</b>	\$	16,367
213	<b>Camilo Villegas</b>	\$	15,275
	<b>Nicholas Lindheim</b>		
	<b>J.B. Holmes</b>		
	<b>Ricky Barnes</b>		
	<b>Luke Donald</b>		
	<b>Paul Goydos</b>		
	<b>Willie Wood</b>		
	<b>Stan Utley</b>		
	<b>Billy Mayfair</b>		
	<b>John Cook</b>		
	<b>Curt Byrum</b>		



**WM Phoenix Open**

**TPC Scottsdale (Stadium Course)**





**2023 WM Phoenix Open**  
 TPC Scottsdale (Stadium Course)  
 Final Round Groupings and Starting Times  
 Sunday, February 12, 2023



TEE	#1					
8:55	<b>Billy Horschel</b>	Ponte Vedra Beach, FL	72	69	69	<b>210</b>
	<b>James Hahn</b>	Alameda, CA	70	68	72	<b>210</b>
	<b>Tom Kim</b>	Seoul, South Korea	71	66	73	<b>210</b>
9:06	<b>Jason Dufner</b>	Auburn, AL	71	69	70	<b>210</b>
	<b>Rory McIlroy</b>	Hollywood, Northern Ireland	73	67	70	<b>210</b>
	<b>Matt Kuchar</b>	Sea Island, GA	72	67	71	<b>210</b>
9:17	<b>Chesson Hadley</b>	Raleigh, NC	70	71	68	<b>209</b>
	<b>Max Homa</b>	Valencia, CA	69	69	71	<b>209</b>
	<b>Hideki Matsuyama</b>	Sendai, Japan	74	68	67	<b>209</b>
9:28	<b>Scott Stallings</b>	Oak Ridge, TN	66	73	69	<b>208</b>
	<b>Adam Schenk</b>	Vincennes, IN	70	67	71	<b>208</b>
	<b>Seamus Power</b>	Waterford, Ireland	71	71	66	<b>208</b>
9:39	<b>Sam Ryder</b>	Atlantic Beach, FL	69	68	69	<b>206</b>
	<b>Keegan Bradley</b>	Woodstock, VT	69	71	68	<b>208</b>
	<b>Si Woo Kim</b>	Seoul, South Korea	72	69	67	<b>208</b>
9:50	<b>Dylan Frittelli</b>	Johannesburg, South Africa	74	65	67	<b>206</b>
	<b>Taylor Moore</b>	Edmond, OK	69	70	67	<b>206</b>
	<b>Justin Thomas</b>	Louisville, KY	71	68	67	<b>206</b>
10:01	<b>Tony Finau</b>	Lehi, UT	70	68	67	<b>205</b>
	<b>Jhonattan Vegas</b>	Maturin, Venezuela	71	66	68	<b>205</b>
	<b>Wyndham Clark</b>	Denver, CO	68	67	70	<b>205</b>
10:12	<b>Xander Schauffele</b>	San Diego, CA	67	67	70	<b>204</b>
	<b>Charley Hoffman</b>	Rancho Santa Fe, CA	68	71	66	<b>205</b>
	<b>Sam Burns</b>	Shreveport, LA	70	71	64	<b>205</b>
10:23	<b>Sungjae Im</b>	Jeju-Si, Jeju-do, South Korea	70	67	67	<b>204</b>
	<b>Rickie Fowler</b>	Murrieta, CA	71	66	67	<b>204</b>
	<b>Jason Day</b>	Brisbane, Australia	65	71	68	<b>204</b>
10:34	<b>Jordan Spieth</b>	Dallas, TX	71	63	69	<b>203</b>
	<b>Adam Hadwin</b>	Abbotsford, B.C., Canada	66	66	71	<b>203</b>
	<b>Tyrrell Hatton</b>	High Wycombe, England	70	67	67	<b>204</b>
10:45	<b>Scottie Scheffler</b>	Dallas, TX	68	64	68	<b>200</b>
	<b>Nick Taylor</b>	Abbotsford, B.C., Canada	66	69	67	<b>202</b>
	<b>Jon Rahm</b>	Barrika, Spain	68	66	68	<b>202</b>



**2023 WM Phoenix Open**  
 TPC Scottsdale (Stadium Course)  
 Final Round Groupings and Starting Times  
 Sunday, February 12, 2023



TEE	#10						
8:55		<b>Sahith Theegala</b>	Chino Hills, CA	72	70	68	<b>210</b>
		<b>Webb Simpson</b>	Charlotte, NC	70	72	68	<b>210</b>
		<b>Adam Long</b>	St. Louis, MO	71	71	68	<b>210</b>
9:06		<b>Taylor Pendrith</b>	Richmond Hill, ON, Canada	73	69	68	<b>210</b>
		<b>Ryan Palmer</b>	Colleyville, TX	73	67	71	<b>211</b>
		<b>Justin Lower</b>	Canal Fulton, OH	71	69	71	<b>211</b>
9:17		<b>Aaron Rai</b>	England	70	70	71	<b>211</b>
		<b>Zach Johnson</b>	Cedar Rapids, IA	69	71	71	<b>211</b>
		<b>Viktor Hovland</b>	Oslo, Norway	70	70	71	<b>211</b>
9:28		<b>Hayden Buckley</b>	Tupelo, MS	70	69	72	<b>211</b>
		<b>Kevin Tway</b>	North Palm Beach, FL	71	67	73	<b>211</b>
		<b>Kelly Kraft</b>	Dallas, TX	70	71	70	<b>211</b>
9:39		<b>Lucas Glover</b>	Jupiter, FL	71	70	70	<b>211</b>
		<b>Patrick Rodgers</b>	Avon, IN	73	68	70	<b>211</b>
		<b>K.H. Lee</b>	Seoul, South Korea	73	68	71	<b>212</b>
9:50		<b>Kurt Kitayama</b>	Chico, CA	75	67	70	<b>212</b>
		<b>Trey Mullinax</b>	Birmingham, AL	69	71	73	<b>213</b>
		<b>Danny Lee</b>	Las Vegas, NV	73	67	73	<b>213</b>
10:01		<b>Lucas Herbert</b>	Bendigo, Australia	71	69	73	<b>213</b>
		<b>Nate Lashley</b>	Scottsdale, AZ	71	70	72	<b>213</b>
		<b>Joel Dahmen</b>	Clarkston, WA	73	68	72	<b>213</b>
10:12		<b>Beau Hossler</b>	Mission Viejo, CA	74	68	71	<b>213</b>
		<b>Corey Connors</b>	Listowel, ON, Canada	70	72	71	<b>213</b>
		<b>Brian Harman</b>	Sea Island, GA	71	70	73	<b>214</b>
10:23		<b>Matt Fitzpatrick</b>	Sheffield, England	70	71	73	<b>214</b>
		<b>Brandon Wu</b>	Scarsdale, NY	72	70	72	<b>214</b>
		<b>Greyson Sigg</b>	Augusta, GA	73	69	72	<b>214</b>
10:34		<b>Erik van Rooyen</b>	Johannesburg, South Africa	72	69	74	<b>215</b>
		<b>Jim Herman</b>	Palm City, FL	68	69	78	<b>215</b>
		<b>Keith Mitchell</b>	St. Simons Island, GA	71	71	73	<b>215</b>
10:45		<b>Gary Woodland</b>	Topeka, KS	72	69	75	<b>216</b>
		<b>Stewart Cink</b>	Atlanta, GA	69	72	76	<b>217</b>
		<b>Cameron Young</b>	Scarborough, NY	73	69	75	<b>217</b>



## 2023 WM Phoenix Open Final Round Top Players



Course	Hole	1	2	3	4	5	6	7	8	9	Out	10	11	12	13	14	15	16	17	18	In	Total
TS TPC Scottsdale (Stadium)	Par	4	4	5	3	4	4	3	4	4	35	4	4	3	5	4	5	3	4	4	36	71

1	Scottie Scheffler	-19	Strokes Gained Statistics																			
			Course	DD1	DD2	FH	GIR	SH	SS	PT	OTT	APR	ARG	T2G	PUT	TOT						
	TS	Round 1	340	292	10	12	2	0	29	1.718	1.818	1.090	4.625	-0.252	4.373							
	TS	Round 2	314	325	10	15	1	0	27	1.902	3.479	-0.010	5.371	1.197	6.568							
	TS	Round 3	336	288	5	15	0	0	29	-0.650	3.155	-0.433	2.071	0.050	2.121							
	TS	Round 4	366	276	5	14	1	0	27	-0.235	1.035	0.871	1.671	3.162	4.833							
	TS	Round 1		4	4	5	4	3	4	4	35	4	3	4	5	3	4	3	4	33	68	
	TS	Round 2		3	3	5	3	4	3	4	31	4	2	5	4	5	3	3	3	33	64	
	TS	Round 3		4	3	5	2	4	4	3	33	4	4	3	6	3	5	3	3	4	35	68
	TS	Round 4		4	3	4	3	4	4	3	32	4	4	3	3	4	5	3	3	4	33	65

2	Nick Taylor	-17	Strokes Gained Statistics																			
			Course	DD1	DD2	FH	GIR	SH	SS	PT	OTT	APR	ARG	T2G	PUT	TOT						
	TS	Round 1	281	331	10	13	0	0	26	1.059	2.063	0.987	4.108	2.265	6.373							
	TS	Round 2	308	291	10	13	2	0	29	0.955	-2.079	1.937	0.813	0.755	1.568							
	TS	Round 3	325	278	8	14	4	3	28	0.011	0.649	0.216	0.875	2.246	3.121							
	TS	Round 4	315	261	9	13	2	2	25	0.057	1.445	1.242	2.744	2.089	4.833							
	TS	Round 1		4	4	3	4	3	4	5	36	3	3	2	4	4	5	2	3	4	30	66
	TS	Round 2		4	4	5	3	4	4	3	34	3	4	4	5	5	2	3	4	3	35	69
	TS	Round 3		4	4	4	3	3	4	4	33	4	4	4	4	5	3	3	3	3	34	67
	TS	Round 4		3	4	4	3	4	3	4	31	3	4	3	4	4	5	4	4	3	34	65

3	Jon Rahm	-14	Strokes Gained Statistics																		
			Course	DD1	DD2	FH	GIR	SH	SS	PT	OTT	APR	ARG	T2G	PUT	TOT					
	TS	Round 1	333	289	9	13	1	0	29	2.022	1.485	0.700	4.206	0.167	4.373						
	TS	Round 2	344	317	10	11	5	4	25	0.807	-1.220	1.667	1.254	3.314	4.568						
	TS	Round 3	363	336	6	13	2	1	30	-0.840	1.877	-0.558	0.478	1.643	2.121						

Strokes Gained Legend: OTT = Off the Tee APR = Approach the Green ARG = Around the Green T2G = Tee to Green PUT = Putting TOT = Total Strokes Gained



## 2023 WM Phoenix Open Final Round Top Players



Course	Hole	1	2	3	4	5	6	7	8	9	Out	10	11	12	13	14	15	16	17	18	In	Total
TS TPC Scottsdale (Stadium)	Par	4	4	5	3	4	4	3	4	4	35	4	4	3	5	4	5	3	4	4	36	71

TS	Round 4	367	295	6	11	1	1	27	0.531	0.304	0.087	0.922	0.911	1.833									
TS	Round 1	5	4	5	2	4	3	4	4	34	4	4	3	3	5	5	3	3	4	34	68		
TS	Round 2	4	3	4	3	4	4	3	4	4	33	4	5	3	4	3	2	4	4	33	66		
TS	Round 3	5	4	4	3	4	4	3	4	4	35	4	4	3	4	3	5	2	4	4	33	68	
TS	Round 4	3	4	4	3	4	3	5	4	33	4	4	3	4	4	5	4	3	4	35	68	270	

### 4 Justin Thomas -13

Course		DD1	DD2	FH	GIR	SH	SS	PT	Strokes Gained Statistics						TOT						
		OTT	APR	ARG	T2G	PUT															
TS	Round 1	299	317	10	11	1	0	29	1.936	-0.765	0.197	1.367	0.006	1.373							
TS	Round 2	329	294	6	12	3	3	27	0.942	0.772	0.621	2.335	0.233	2.568							
TS	Round 3	359	286	9	14	1	1	30	0.728	1.455	1.550	3.732	-0.611	3.121							
TS	Round 4	346	311	7	16	1	1	30	1.066	2.677	0.891	4.634	0.199	4.833							
TS	Round 1	4	4	5	3	4	3	4	4	35	4	4	4	5	3	3	4	36	71		
TS	Round 2	4	5	4	2	3	4	3	4	4	33	4	4	4	3	4	3	4	35	68	
TS	Round 3	4	5	4	3	4	4	3	4	4	35	4	3	3	4	4	3	4	32	67	
TS	Round 4	3	4	4	3	4	4	3	4	4	33	3	5	3	4	3	4	3	32	65	271

### 5 Jason Day -12

Course		DD1	DD2	FH	GIR	SH	SS	PT	Strokes Gained Statistics						TOT						
		OTT	APR	ARG	T2G	PUT															
TS	Round 1	306	326	7	14	1	1	27	0.997	2.481	0.847	4.324	3.049	7.373							
TS	Round 2	323	295	8	12	2	2	30	-0.097	0.806	0.224	0.933	-1.365	-0.432							
TS	Round 3	343	286	9	14	1	1	30	1.243	-0.322	-0.562	0.358	1.763	2.121							
TS	Round 4	345	324	8	15	3	1	30	1.092	0.220	0.295	1.607	0.226	1.833							
TS	Round 1	3	4	4	3	4	3	4	4	32	3	4	3	4	5	2	4	4	33	65	
TS	Round 2	4	4	5	3	4	4	3	4	4	35	4	5	3	4	4	3	4	36	71	
TS	Round 3	4	4	4	3	3	5	3	3	4	33	4	4	3	4	5	3	4	3	35	68

Strokes Gained Legend: OTT = Off the Tee APR = Approach the Green ARG = Around the Green T2G = Tee to Green PUT = Putting TOT = Total Strokes Gained



## 2023 WM Phoenix Open Final Round Top Players



Course		Hole	1	2	3	4	5	6	7	8	9	Out	10	11	12	13	14	15	16	17	18	In	Total	
TS TPC Scottsdale (Stadium)		Par	4	4	5	3	4	4	3	4	4	35	4	4	3	5	4	5	3	4	4	36	71	
TS	Round 4		③	③	④	3	4	4	3	4	4	32	5	4	3	5	4	5	3	③	4	36	68	272
<b>6</b>	<b>Sam Burns</b>	-11											Strokes Gained Statistics											
Course		DD1	DD2	FH	GIR	SH	SS	PT	OTT	APR	ARG	T2G	PUT	TOT										
TS	Round 1	309	334	7	10	2	2	28	0.052	-0.475	2.828	2.404	-0.031	2.373										
TS	Round 2	357	278	6	12	1	1	29	0.398	1.194	-0.678	0.914	-1.346	-0.432										
TS	Round 3	354	299	10	15	1	1	28	2.065	1.316	0.710	4.090	2.031	6.121										
TS	Round 4	338	319	9	12	1	0	28	0.502	-0.945	0.365	-0.078	1.911	1.833										
TS	Round 1		4	4	④	3	4	4	3	4	4	34	4	5	3	4	4	36	70					
TS	Round 2		③	4	7	3	4	4	3	5	4	37	4	5	3	④	4	④	3	③	4	34	71	
TS	Round 3		③	4	④	3	4	4	3	4	③	32	4	4	②	③	4	5	②	4	4	32	64	
TS	Round 4		③	4	5	3	4	4	3	4	4	34	③	4	3	5	4	5	4	③	③	34	68	273
<b>Sungjae Im</b>	-11											Strokes Gained Statistics												
Course		DD1	DD2	FH	GIR	SH	SS	PT	OTT	APR	ARG	T2G	PUT	TOT										
TS	Round 1	299	331	7	12	2	2	30	0.146	1.872	0.511	2.528	-0.155	2.373										
TS	Round 2	336	306	7	11	3	1	25	-0.116	-0.305	2.508	2.087	1.481	3.568										
TS	Round 3	331	276	7	14	0	0	32	0.501	2.197	0.679	3.376	-0.255	3.121										
TS	Round 4	315	280	9	14	0	0	31	-0.688	0.442	1.016	0.770	0.063	0.833										
TS	Round 1		③	4	5	3	4	4	4	5	4	36	5	4	3	5	4	③	②	③	5	34	70	
TS	Round 2		4	4	5	4	5	5	②	4	4	37	③	③	3	④	4	④	②	③	4	30	67	
TS	Round 3		4	4	④	②	4	4	3	4	4	33	4	4	3	④	5	④	3	③	4	34	67	
TS	Round 4		③	4	④	3	4	4	3	4	4	33	4	4	3	6	4	5	②	③	5	36	69	273
<b>Jordan Spieth</b>	-11											Strokes Gained Statistics												
Course		DD1	DD2	FH	GIR	SH	SS	PT	OTT	APR	ARG	T2G	PUT	TOT										
TS	Round 1	308	304	4	11	3	2	31	-0.493	2.528	1.149	3.183	-1.810	1.373										
TS	Round 2	362	317	10	18	0	0	28	1.782	2.625	0.598	5.005	2.563	7.568										

Strokes Gained Legend: OTT = Off the Tee APR = Approach the Green ARG = Around the Green T2G = Tee to Green PUT = Putting TOT = Total Strokes Gained



## 2023 WM Phoenix Open Final Round Top Players



Course	Hole	1	2	3	4	5	6	7	8	9	Out	10	11	12	13	14	15	16	17	18	In	Total
TS TPC Scottsdale (Stadium)	Par	4	4	5	3	4	4	3	4	4	35	4	4	3	5	4	5	3	4	4	36	71

TS	Round 3	349	288	5	15	2	2	31				-0.461	1.899	0.132	1.569	-0.448	1.121							
TS	Round 4	350	299	9	13	1	1	30				-0.022	1.305	0.481	1.764	-1.931	-0.167							
TS	Round 1		4	4	④	④	4	4	3	4	⑤	36	⑤	⑤	②	④	4	④	3	4	4	35	71	
TS	Round 2		③	③	5	②	4	③	3	4	4	31	③	③	④	④	③	5	3	③	4	32	63	
TS	Round 3		③	4	5	3	4	⑤	3	4	4	35	4	⑤	3	④	4	④	3	③	4	34	69	
TS	Round 4		4	③	5	3	4	4	3	4	4	34	4	4	3	④	⑤	5	3	4	4	36	70	273

### Tyrrell Hatton

-11

#### Strokes Gained Statistics

Course	DD1	DD2	FH	GIR	SH	SS	PT	OTT	APR	ARG	T2G	PUT	TOT										
TS Round 1	267	306	8	9	2	0	27	0.779	1.381	-0.239	1.920	0.453	2.373										
TS Round 2	321	290	12	14	1	0	29	1.961	0.754	-0.390	2.325	1.243	3.568										
TS Round 3	344	310	9	15	1	0	30	0.872	2.002	0.213	3.086	0.035	3.121										
TS Round 4	333	305	11	13	0	0	31	0.573	1.859	-0.285	2.147	-1.314	0.833										
TS Round 1		③	⑤	④	3	③	③	3	4	4	32	⑤	4	④	5	4	5	3	4	4	38	70	
TS Round 2		4	4	④	3	4	③	3	4	4	33	4	③	④	④	⑤	5	3	③	③	34	67	
TS Round 3		③	4	④	3	③	③	3	⑤	③	31	4	4	3	5	4	5	3	③	⑤	36	67	
TS Round 4		4	4	④	②	4	⑤	④	⑤	4	36	4	③	3	④	4	③	3	⑤	4	33	69	273

### 10 Wyndham Clark

-10

#### Strokes Gained Statistics

Course	DD1	DD2	FH	GIR	SH	SS	PT	OTT	APR	ARG	T2G	PUT	TOT									
TS Round 1	330	320	2	12	1	0	27	-0.076	2.412	0.165	2.500	1.873	4.373									
TS Round 2	329	319	5	12	1	1	28	-0.779	1.141	0.946	1.308	2.260	3.568									
TS Round 3	352	291	7	14	1	0	31	0.788	-0.152	1.508	2.143	-2.022	0.121									
TS Round 4	368	316	5	13	0	0	30	-0.964	1.067	1.533	1.636	-0.803	0.833									
TS Round 1		4	⑤	④	②	③	③	④	③	4	32	4	⑤	②	5	⑤	5	3	4	③	36	68
TS Round 2		4	4	③	3	4	③	②	4	4	31	4	⑤	②	④	⑤	④	3	⑤	4	36	67

Strokes Gained Legend: OTT = Off the Tee APR = Approach the Green ARG = Around the Green T2G = Tee to Green PUT = Putting TOT = Total Strokes Gained





## 2023 WM Phoenix Open Final Round Top Players



Course	Hole	1	2	3	4	5	6	7	8	9	Out	10	11	12	13	14	15	16	17	18	In	Total
TS TPC Scottsdale (Stadium)	Par	4	4	5	3	4	4	3	4	4	35	4	4	3	5	4	5	3	4	4	36	71

TS	Round 3	4	4	④	3	4	③	④	4	4	34	4	③	3	5	4	5	④	4	4	36	70	
TS	Round 4	4	4	④	3	4	4	3	4	4	34	4	⑤	②	5	4	④	3	4	4	35	69	274

### Xander Schauffele

-10

#### Strokes Gained Statistics

Course	DD1	DD2	FH	GIR	SH	SS	PT	OTT	APR	ARG	T2G	PUT	TOT									
TS Round 1	304	321	6	15	0	0	30	0.530	2.358	0.876	3.763	1.610	5.373									
TS Round 2	358	320	10	17	0	0	33	1.938	2.159	-0.274	3.823	-0.255	3.568									
TS Round 3	350	288	9	13	4	1	31	0.606	0.872	-0.606	0.871	-0.750	0.121									
TS Round 4	324	320	10	15	2	0	33	0.933	0.563	-1.003	0.493	-0.660	-0.167									
TS Round 1	③	4	5	3	③	4	3	4	4	33	4	4	3	④	4	④	④	③	4	34	67	
TS Round 2	4	③	④	3	4	4	3	4	4	33	4	4	3	④	4	5	3	③	4	34	67	
TS Round 3	4	⑥	④	②	③	4	3	4	4	34	4	③	3	④	4	⑥	④	4	4	36	70	
TS Round 4	4	⑤	③	④	③	4	3	4	⑤	35	4	⑤	②	5	4	5	②	4	4	35	70	274

### Rickie Fowler

-10

#### Strokes Gained Statistics

Course	DD1	DD2	FH	GIR	SH	SS	PT	OTT	APR	ARG	T2G	PUT	TOT									
TS Round 1	329	293	7	13	2	2	30	0.549	1.766	-0.374	1.940	-0.567	1.373									
TS Round 2	330	296	11	13	1	1	27	1.250	0.112	0.990	2.352	2.216	4.568									
TS Round 3	348	295	6	10	1	1	24	-3.819	3.205	2.094	1.479	1.642	3.121									
TS Round 4	354	286	8	13	2	2	27	-1.679	1.228	-0.574	-1.025	0.858	-0.167									
TS Round 1	4	4	④	④	4	4	④	4	③	35	4	4	3	④	4	5	3	4	⑤	36	71	
TS Round 2	③	4	④	3	4	4	3	4	4	33	4	⑤	3	③	4	④	②	4	4	33	66	
TS Round 3	③	4	⑥	②	③	4	3	4	③	32	4	4	3	5	4	5	3	4	③	35	67	
TS Round 4	4	⑤	④	3	4	4	①	⑤	⑤	35	4	4	3	④	⑥	④	3	③	4	35	70	274

### Adam Hadwin

-10

#### Strokes Gained Statistics

Course	DD1	DD2	FH	GIR	SH	SS	PT	OTT	APR	ARG	T2G	PUT	TOT
TS Round 1	285	330	9	14	0	0	27	1.435	0.859	0.836	3.129	3.244	6.373

Strokes Gained Legend: OTT = Off the Tee APR = Approach the Green ARG = Around the Green T2G = Tee to Green PUT = Putting TOT = Total Strokes Gained



## 2023 WM Phoenix Open Final Round Top Players



Course	Hole	1	2	3	4	5	6	7	8	9	Out	10	11	12	13	14	15	16	17	18	In	Total
TS TPC Scottsdale (Stadium)	Par	4	4	5	3	4	4	3	4	4	35	4	4	3	5	4	5	3	4	4	36	71

TS	Round 2	318	292	9	13	4	4	27				0.867	1.632	0.744	3.243	1.325	4.568							
TS	Round 3	327	298	8	12	1	1	30				0.325	-0.656	-0.739	-1.071	0.192	-0.879							
TS	Round 4	324	286	7	13	3	0	34				-1.332	1.654	-0.506	-0.184	-0.983	-1.167							
TS	Round 1		③	4	5	3	③	4	3	4	4	33	4	⑤	②	5	4	④	3	③	③	33	66	
TS	Round 2		4	4	④	3	4	4	②	③	4	32	4	4	3	④	③	5	3	4	4	34	66	
TS	Round 3		⑤	4	5	3	4	4	3	4	4	36	4	③	④	④	4	⑥	②	4	4	35	71	
TS	Round 4		③	⑤	5	3	4	4	⑤	4	4	37	4	⑤	②	④	⑤	④	②	4	4	34	71	274

### 14 Patrick Rodgers -8

Course	DD1	DD2	FH	GIR	SH	SS	PT	Strokes Gained Statistics						TOT									
	OTT	APR	ARG	T2G	PUT	TOT																	
TS Round 1	377	322	6	11	1	1	30	-1.139	-1.336	0.309	-2.167	1.540	-0.627										
TS Round 2	340	310	9	14	1	0	32	1.864	1.643	-1.035	2.472	0.096	2.568										
TS Round 3	331	300	8	10	5	3	28	1.403	-2.430	1.469	0.441	-0.320	0.121										
TS Round 4	339	305	11	15	0	0	28	1.230	2.452	0.247	3.929	0.904	4.833										
TS Round 1		4	⑥	5	3	4	4	⑤	③	4	38	⑤	⑤	3	5	4	④	3	③	③	35	73	
TS Round 2		4	4	④	3	③	4	3	⑤	⑤	35	③	4	3	④	4	④	②	4	⑤	33	68	
TS Round 3		4	⑤	③	3	4	⑤	3	4	4	35	4	4	3	5	4	5	3	③	4	35	70	
TS Round 4		4	③	④	3	4	4	3	4	⑤	34	③	4	3	③	③	5	3	③	4	31	65	276

### Dylan Frittelli -8

Course	DD1	DD2	FH	GIR	SH	SS	PT	Strokes Gained Statistics						TOT								
	OTT	APR	ARG	T2G	PUT	TOT																
TS Round 1	326	304	7	12	2	1	33	1.609	-1.010	0.424	1.022	-2.649	-1.627									
TS Round 2	327	307	7	16	2	2	30	0.991	3.035	0.950	4.976	0.592	5.568									
TS Round 3	351	284	7	11	3	0	26	0.902	0.643	-0.327	1.217	1.904	3.121									
TS Round 4	341	300	5	11	0	0	26	-1.341	-1.559	-0.124	-3.024	2.857	-0.167									
TS Round 1		⑤	⑤	④	3	4	4	3	③	4	35	⑤	4	④	5	4	5	3	4	⑤	39	74

Strokes Gained Legend: OTT = Off the Tee APR = Approach the Green ARG = Around the Green T2G = Tee to Green PUT = Putting TOT = Total Strokes Gained







## 2023 WM Phoenix Open Final Round Top Players



Course	Hole	1	2	3	4	5	6	7	8	9	Out	10	11	12	13	14	15	16	17	18	In	Total
TS TPC Scottsdale (Stadium)	Par	4	4	5	3	4	4	3	4	4	35	4	4	3	5	4	5	3	4	4	36	71

TS	Round 2	4	③	④	②	③	4	3	4	4	31	4	4	3	④	⑤	④	3	③	4	34	65	
TS	Round 3	4	4	③	3	4	4	3	4	4	33	4	③	3	④	⑤	④	④	③	4	34	67	
TS	Round 4	4	⑤	④	3	4	⑤	3	4	4	36	③	③	3	④	⑥	④	②	⑤	4	34	70	276

### Taylor Moore

-8

#### Strokes Gained Statistics

Course	DD1	DD2	FH	GIR	SH	SS	PT	OTT	APR	ARG	T2G	PUT	TOT
TS Round 1	327	339	8	11	1	0	29	2.086	1.214	-0.704	2.595	0.778	3.373
TS Round 2	323	311	7	12	0	0	30	0.928	-0.215	0.288	1.001	-0.433	0.568
TS Round 3	345	286	9	11	0	0	26	-0.117	2.026	-0.308	1.600	1.521	3.121
TS Round 4	315	310	8	12	1	1	31	0.536	-0.157	-0.547	-0.168	0.001	-0.167

TS	Round 1	③	⑤	④	④	4	4	3	⑤	4	36	4	4	3	④	4	④	3	③	4	33	69	
TS	Round 2	⑤	4	5	3	4	⑤	3	4	4	37	③	4	④	④	4	④	3	③	4	33	70	
TS	Round 3	③	4	④	3	4	4	3	③	⑤	33	③	⑤	3	④	4	5	3	③	4	34	67	
TS	Round 4	③	⑤	④	④	4	4	3	③	⑤	35	4	4	3	⑥	4	④	3	③	4	35	70	276

### Tony Finau

-8

#### Strokes Gained Statistics

Course	DD1	DD2	FH	GIR	SH	SS	PT	OTT	APR	ARG	T2G	PUT	TOT
TS Round 1	296	312	5	12	0	0	28	0.056	0.719	0.859	1.633	0.740	2.373
TS Round 2	342	299	5	12	1	1	28	0.231	0.983	0.343	1.557	1.011	2.568
TS Round 3	380	315	9	12	2	2	28	1.264	2.103	1.124	4.490	-1.369	3.121
TS Round 4	346	303	9	14	0	0	33	0.842	0.685	-0.391	1.136	-2.303	-1.167

TS	Round 1	4	4	5	3	③	4	②	4	4	33	4	⑥	3	5	4	5	②	⑤	③	37	70	
TS	Round 2	4	4	④	3	4	③	3	4	4	33	③	4	④	5	4	④	3	4	4	35	68	
TS	Round 3	4	4	④	3	4	4	3	4	4	34	4	4	②	④	4	④	④	4	③	33	67	
TS	Round 4	4	4	5	②	4	4	3	4	4	34	4	⑤	3	④	4	5	3	⑤	4	37	71	276

### Charley Hoffman

-8

#### Strokes Gained Statistics

Course	DD1	DD2	FH	GIR	SH	SS	PT	OTT	APR	ARG	T2G	PUT	TOT
--------	-----	-----	----	-----	----	----	----	-----	-----	-----	-----	-----	-----

Strokes Gained Legend: OTT = Off the Tee APR = Approach the Green ARG = Around the Green T2G = Tee to Green PUT = Putting TOT = Total Strokes Gained





## 2023 WM Phoenix Open Final Round Top Players



Course	Hole	1	2	3	4	5	6	7	8	9	Out	10	11	12	13	14	15	16	17	18	In	Total
TS TPC Scottsdale (Stadium)	Par	4	4	5	3	4	4	3	4	4	35	4	4	3	5	4	5	3	4	4	36	71

TS	Round 1	295	296	7	11	3	2	27				0.446	0.719	1.018	2.182	2.191	4.373							
TS	Round 2	359	308	5	13	2	1	33				-0.923	1.303	-0.623	-0.243	-0.189	-0.432							
TS	Round 3	355	302	8	12	1	1	27				0.015	0.282	0.556	0.852	3.269	4.121							
TS	Round 4	361	300	9	13	3	2	34				0.155	1.093	-0.806	0.442	-1.609	-1.167							
TS	Round 1		4	4	④	3	⑤	4	3	4	③	34	4	③	3	④	4	5	④	4	③	34	68	
TS	Round 2		⑤	4	④	④	4	4	3	4	③	35	4	4	3	④	4	5	3	4	⑤	36	71	
TS	Round 3		③	③	④	3	4	4	3	4	③	31	⑤	⑤	②	④	4	5	3	③	4	35	66	
TS	Round 4		4	4	④	3	⑤	4	3	4	4	35	⑤	4	⑤	④	4	④	3	③	4	36	71	276

### Beau Hossler

-8

#### Strokes Gained Statistics

Course	DD1	DD2	FH	GIR	SH	SS	PT	OTT	APR	ARG	T2G	PUT	TOT										
TS Round 1	307	324	10	11	3	1	31	1.235	-1.551	-1.003	-1.320	-0.307	-1.627										
TS Round 2	317	296	7	13	3	1	29	0.672	1.135	1.158	2.965	-0.397	2.568										
TS Round 3	350	291	11	12	2	1	29	0.606	-2.172	1.537	-0.030	-0.849	-0.879										
TS Round 4	336	287	9	13	0	0	23	0.355	1.940	0.442	2.737	4.096	6.833										
TS Round 1		⑤	⑤	④	④	4	4	3	4	4	37	③	4	3	④	4	⑥	④	4	⑤	37	74	
TS Round 2		4	4	④	3	③	4	3	4	4	33	4	③	3	④	4	5	④	③	⑤	35	68	
TS Round 3		4	4	④	④	4	③	④	4	4	35	③	⑤	3	5	4	⑥	3	③	4	36	71	
TS Round 4		③	4	④	②	4	4	3	③	③	30	4	⑤	②	③	⑤	5	②	③	4	33	63	276

### 20 Seamus Power

-7

#### Strokes Gained Statistics

Course	DD1	DD2	FH	GIR	SH	SS	PT	OTT	APR	ARG	T2G	PUT	TOT
TS Round 1	316	294	8	11	1	1	30	1.759	-2.216	0.568	0.110	1.263	1.373
TS Round 2	295	299	6	10	0	0	28	-2.533	-0.050	0.077	-2.506	2.074	-0.432
TS Round 3	330	299	11	16	1	0	30	1.181	1.514	0.102	2.796	1.325	4.121
TS Round 4	365	292	8	14	1	1	31	0.295	1.262	-0.441	1.116	-0.283	0.833

Strokes Gained Legend: OTT = Off the Tee APR = Approach the Green ARG = Around the Green T2G = Tee to Green PUT = Putting TOT = Total Strokes Gained



## 2023 WM Phoenix Open Final Round Top Players



Course	Hole	1	2	3	4	5	6	7	8	9	Out	10	11	12	13	14	15	16	17	18	In	Total	
TS TPC Scottsdale (Stadium)	Par	4	4	5	3	4	4	3	4	4	35	4	4	3	5	4	5	3	4	4	36	71	
TS	Round 1	4	4	④	3	4	4	3	4	⑤	35	4	4	3	5	4	5	3	4	4	36	71	
TS	Round 2	4	4	④	3	⑤	⑤	②	4	4	35	4	⑤	3	5	4	5	3	③	4	36	71	
TS	Round 3	4	4	④	3	③	③	3	4	4	32	③	4	④	5	4	5	②	③	4	34	66	
TS	Round 4	③	4	5	3	4	4	3	4	4	34	4	4	3	5	4	5	3	③	4	35	69	277

### Sam Ryder

-7

#### Strokes Gained Statistics

Course	DD1	DD2	FH	GIR	SH	SS	PT	OTT	APR	ARG	T2G	PUT	TOT	
TS	Round 1	294	325	8	12	1	1	28	-0.433	2.908	-0.672	1.802	1.571	3.373
TS	Round 2	323	275	11	15	2	1	31	0.916	0.358	0.323	1.597	0.971	2.568
TS	Round 3	319	280	6	13	0	0	28	-1.406	2.450	-1.379	-0.336	1.457	1.121
TS	Round 4	331	317	11	10	3	2	26	-0.691	-1.729	-0.954	-3.374	2.207	-1.167

TS	Round 1	③	4	④	②	4	4	⑤	③	⑤	34	4	⑤	3	④	4	5	3	③	4	35	69	
TS	Round 2	③	4	④	3	4	4	3	4	③	32	4	③	3	5	⑥	④	3	③	⑤	36	68	
TS	Round 3	4	4	④	3	③	⑤	3	4	4	34	4	③	3	④	⑤	④	②	⑥	4	35	69	
TS	Round 4	4	⑥	5	3	4	4	3	4	4	37	4	4	3	④	③	⑥	3	③	4	34	71	277

### Keegan Bradley

-7

#### Strokes Gained Statistics

Course	DD1	DD2	FH	GIR	SH	SS	PT	OTT	APR	ARG	T2G	PUT	TOT	
TS	Round 1	305	273	7	12	0	0	28	-0.348	1.548	0.206	1.405	1.968	3.373
TS	Round 2	316	306	7	12	2	1	30	1.193	-0.289	0.820	1.724	-2.156	-0.432
TS	Round 3	359	282	9	14	4	2	31	1.322	0.708	-0.931	1.098	1.023	2.121
TS	Round 4	322	336	7	13	1	1	28	-1.541	0.810	0.970	0.239	0.594	0.833

TS	Round 1	③	4	④	②	4	③	3	⑤	4	32	③	⑤	3	5	⑤	5	3	4	4	37	69	
TS	Round 2	4	4	5	3	4	4	3	4	4	35	⑤	4	3	④	4	⑥	3	③	4	36	71	
TS	Round 3	③	4	④	3	4	③	④	4	4	33	4	③	3	④	4	5	3	⑤	4	35	68	
TS	Round 4	③	4	④	3	4	4	3	4	⑤	34	4	4	3	④	③	5	3	⑤	4	35	69	277

Strokes Gained Legend: OTT = Off the Tee   APR = Approach the Green   ARG = Around the Green   T2G = Tee to Green   PUT = Putting   TOT = Total Strokes Gained





## 2023 WM Phoenix Open Final Round Top Players



Course	Hole	1	2	3	4	5	6	7	8	9	Out	10	11	12	13	14	15	16	17	18	In	Total
TS TPC Scottsdale (Stadium)	Par	4	4	5	3	4	4	3	4	4	35	4	4	3	5	4	5	3	4	4	36	71

### 23 Chesson Hadley -6

Course		DD1	DD2	FH	GIR	SH	SS	PT	Strokes Gained Statistics						TOT							
		OTT	APR	ARG	T2G	PUT							TOT									
TS	Round 1	298	320	5	5	3	1	21	-0.200	-2.285	1.284	-1.202	3.575	2.373								
TS	Round 2	330	292	9	12	4	2	28	0.824	-0.142	-1.088	-0.406	-0.026	-0.432								
TS	Round 3	350	281	4	14	0	0	31	-0.090	1.059	-0.500	0.468	1.653	2.121								
TS	Round 4	370	280	6	13	2	0	28	-1.253	-0.358	-1.003	-2.614	3.447	0.833								
TS	Round 1	4	5	6	3	4	3	4	4	36	4	4	3	3	4	3	5	5	34	70		
TS	Round 2	4	4	4	3	4	3	5	4	34	4	4	3	5	4	5	3	4	5	37	71	
TS	Round 3	4	4	4	2	4	4	4	4	33	4	5	3	4	5	4	2	4	4	35	68	
TS	Round 4	3	4	4	3	4	4	3	4	33	5	4	2	6	4	4	4	4	3	36	69	278

### Scott Stallings -6

Course		DD1	DD2	FH	GIR	SH	SS	PT	Strokes Gained Statistics						TOT							
		OTT	APR	ARG	T2G	PUT							TOT									
TS	Round 1	327	307	5	13	0	0	27	0.199	3.755	1.399	5.352	1.021	6.373								
TS	Round 2	314	309	5	11	1	1	30	-1.025	0.108	0.811	-0.106	-2.326	-2.432								
TS	Round 3	345	290	5	11	0	0	29	-1.000	0.019	1.635	0.653	0.468	1.121								
TS	Round 4	360	293	5	14	1	0	32	0.205	0.936	-0.799	0.342	-0.509	-0.167								
TS	Round 1	3	5	4	3	4	4	3	4	33	5	4	3	3	4	5	3	3	3	33	66	
TS	Round 2	4	4	4	3	4	4	3	4	34	4	5	5	4	4	5	4	4	4	39	73	
TS	Round 3	4	3	3	4	4	3	4	5	33	4	4	3	5	4	5	3	4	4	36	69	
TS	Round 4	4	3	4	3	4	4	3	4	33	4	6	3	5	3	5	3	3	5	37	70	278

### Adam Schenk -6

Course		DD1	DD2	FH	GIR	SH	SS	PT	Strokes Gained Statistics						TOT
		OTT	APR	ARG	T2G	PUT							TOT		
TS	Round 1	331	321	5	10	3	1	27	0.934	-1.683	1.503	0.753	1.620	2.373	
TS	Round 2	343	298	8	12	2	1	28	1.201	-0.597	0.353	0.957	2.611	3.568	
TS	Round 3	353	294	5	11	1	0	28	-2.363	-0.049	-0.338	-2.751	1.872	-0.879	

Strokes Gained Legend: OTT = Off the Tee APR = Approach the Green ARG = Around the Green T2G = Tee to Green PUT = Putting TOT = Total Strokes Gained



## 2023 WM Phoenix Open Final Round Top Players



Course	Hole	1	2	3	4	5	6	7	8	9	Out	10	11	12	13	14	15	16	17	18	In	Total
TS TPC Scottsdale (Stadium)	Par	4	4	5	3	4	4	3	4	4	35	4	4	3	5	4	5	3	4	4	36	71

TS	Round 4	357	270	8	10	4	1	28				-0.009	-1.082	-0.545	-1.636	1.469							-0.167
TS	Round 1	4	③	④	3	⑥	4	3	4	4	35	4	③	④	④	4	④	3	⑤	4	35	70	
TS	Round 2	4	4	④	3	③	⑤	3	4	4	34	4	4	3	④	4	5	②	③	4	33	67	
TS	Round 3	4	⑤	④	3	⑥	4	3	⑤	4	38	4	4	④	④	③	5	②	③	4	33	71	
TS	Round 4	4	4	④	3	4	⑤	3	4	③	34	③	⑤	3	④	⑤	5	3	4	4	36	70	278

### Si Woo Kim

-6

#### Strokes Gained Statistics

Course	DD1	DD2	FH	GIR	SH	SS	PT	OTT	APR	ARG	T2G	PUT	TOT									
TS Round 1	292	289	5	9	1	0	28	-1.463	0.337	0.731	-0.396	0.769	0.373									
TS Round 2	309	301	7	9	6	4	24	0.409	-1.389	-1.397	-2.377	3.945	1.568									
TS Round 3	346	277	11	12	4	3	27	1.433	-0.781	1.230	1.881	1.240	3.121									
TS Round 4	339	301	10	13	4	2	31	0.967	-0.479	0.135	0.623	-0.790	-0.167									
TS Round 1	4	4	④	④	4	4	④	4	4	36	4	⑤	3	5	4	5	②	4	4	36	72	
TS Round 2	4	4	④	3	4	4	3	4	③	33	4	⑤	3	④	4	5	3	4	4	36	69	
TS Round 3	4	4	5	②	4	③	3	4	4	33	4	4	3	④	⑤	④	3	4	③	34	67	
TS Round 4	③	4	④	3	4	⑤	3	4	4	34	⑤	4	3	5	4	5	3	③	4	36	70	278

### Kurt Kitayama

-6

#### Strokes Gained Statistics

Course	DD1	DD2	FH	GIR	SH	SS	PT	OTT	APR	ARG	T2G	PUT	TOT								
TS Round 1	289	308	9	8	2	0	31	0.428	-2.542	-0.253	-2.368	-0.259	-2.627								
TS Round 2	331	302	8	13	0	0	27	0.761	2.965	-0.503	3.223	0.345	3.568								
TS Round 3	389	319	6	9	2	1	26	-0.923	-1.438	1.679	-0.683	0.804	0.121								
TS Round 4	314	307	9	13	2	0	27	0.900	1.291	-0.573	1.618	2.215	3.833								
TS Round 1	⑤	⑤	5	④	4	4	3	4	⑤	39	4	4	3	⑥	⑤	5	3	③	③	36	75
TS Round 2	⑤	③	④	②	4	4	3	4	⑤	34	③	4	3	④	⑤	④	3	③	4	33	67
TS Round 3	4	③	④	②	4	4	④	4	4	33	4	⑤	④	④	4	5	②	⑤	4	37	70

Strokes Gained Legend: OTT = Off the Tee APR = Approach the Green ARG = Around the Green T2G = Tee to Green PUT = Putting TOT = Total Strokes Gained



## 2023 WM Phoenix Open Final Round Top Players



Course	Hole	1	2	3	4	5	6	7	8	9	Out	10	11	12	13	14	15	16	17	18	In	Total
TS TPC Scottsdale (Stadium)	Par	4	4	5	3	4	4	3	4	4	35	4	4	3	5	4	5	3	4	4	36	71

TS Round 4      ③ 4 ④ ② 4 4 ④ 4 4      **33**      4 4 ② ④ ③ 5 3 ③ ⑤      **33**      **66**      **278**

### Jhonattan Vegas

-6

#### Strokes Gained Statistics

Course	DD1	DD2	FH	GIR	SH	SS	PT	OTT	APR	ARG	T2G	PUT	TOT
TS Round 1	335	302	6	10	1	1	29	1.339	0.819	1.819	3.976	-2.603	1.373
TS Round 2	333	315	9	12	2	2	28	2.340	-0.404	0.898	2.834	1.734	4.568
TS Round 3	356	292	7	14	2	0	31	-0.214	1.224	-0.037	0.972	1.149	2.121
TS Round 4	349	307	6	11	1	1	33	0.697	-1.367	0.972	0.302	-3.469	-3.167
TS Round 1		4 ⑤ 5	② 4 4	3 ⑤ 4	<b>36</b>	4 4 ④ ④ 4 ④	3 4 4	<b>35</b>	<b>71</b>				
TS Round 2		③ 4 ④	3 ③ 4	3 4 ⑤	<b>33</b>	4 4 3 ④ 4 ④	3 ③ 4	<b>33</b>	<b>66</b>				
TS Round 3		4 ③ ④	② ⑤ ③	④ 4 4	<b>33</b>	4 ⑤ ② ④ 4 5	3 4 4	<b>35</b>	<b>68</b>				
TS Round 4		⑤ ⑤ ④	3 4 4	3 4 4	<b>36</b>	4 ⑤ 3 ④ 4 5	④ 4 4	<b>37</b>	<b>73</b> <b>278</b>				

### 29 Hideki Matsuyama

-5

#### Strokes Gained Statistics

Course	DD1	DD2	FH	GIR	SH	SS	PT	OTT	APR	ARG	T2G	PUT	TOT
TS Round 1	285	295	8	7	2	1	28	0.790	-1.894	0.177	-0.928	-0.699	-1.627
TS Round 2	309	295	7	12	3	2	27	0.774	0.386	0.586	1.746	0.822	2.568
TS Round 3	355	294	8	12	1	1	28	1.222	0.519	1.526	3.266	-0.145	3.121
TS Round 4	325	268	8	11	2	2	26	0.839	-3.757	1.699	-1.219	1.052	-0.167
TS Round 1		③ ⑤ 5	3 4 4	3 4 ⑤	<b>36</b>	4 4 ④ 5 4 5	④ 4 4	<b>38</b>	<b>74</b>				
TS Round 2		③ 4 ④	3 4 4	3 4 4	<b>33</b>	③ ③ 3 5 ⑤ 5	3 4 4	<b>35</b>	<b>68</b>				
TS Round 3		4 4 5	3 4 4	3 4 4	<b>35</b>	③ 4 3 ④ 4 ④	② 4 4	<b>32</b>	<b>67</b>				
TS Round 4		4 4 5	3 4 ⑤	3 4 4	<b>36</b>	4 4 ② ④ 4 5	3 ③ ⑤	<b>34</b>	<b>70</b> <b>279</b>				

### Hayden Buckley

-5

#### Strokes Gained Statistics

Course	DD1	DD2	FH	GIR	SH	SS	PT	OTT	APR	ARG	T2G	PUT	TOT
TS Round 1	303	299	6	13	0	0	30	0.411	1.222	-0.047	1.585	0.788	2.373
TS Round 2	315	290	6	12	2	2	29	-0.454	0.224	-0.544	-0.774	2.342	1.568

Strokes Gained Legend: OTT = Off the Tee   APR = Approach the Green   ARG = Around the Green   T2G = Tee to Green   PUT = Putting   TOT = Total Strokes Gained



## 2023 WM Phoenix Open Final Round Top Players



Course	Hole	1	2	3	4	5	6	7	8	9	Out	10	11	12	13	14	15	16	17	18	In	Total
TS TPC Scottsdale (Stadium)	Par	4	4	5	3	4	4	3	4	4	35	4	4	3	5	4	5	3	4	4	36	71

TS	Round 3	342	286	9	13	3	0	32				0.593	-0.642	-0.359	-0.409	-1.470	-1.879							
TS	Round 4	346	297	11	12	1	1	28				1.521	-0.614	-0.304	0.603	1.230	1.833							
TS	Round 1		4	5	5	②	4	4	3	4	5	36	4	4	3	④	4	5	②	③	5	34	70	
TS	Round 2		4	4	5	3	4	4	3	③	③	33	4	5	3	③	5	④	3	5	4	36	69	
TS	Round 3		4	4	5	3	4	4	4	4	4	36	4	4	3	④	4	6	4	4	③	36	72	
TS	Round 4		4	③	④	3	4	4	3	4	4	33	4	4	3	④	4	5	3	4	4	35	68	279

### Matt Fitzpatrick

-5

#### Strokes Gained Statistics

Course	DD1	DD2	FH	GIR	SH	SS	PT	OTT	APR	ARG	T2G	PUT	TOT										
TS Round 1	300	302	7	13	0	0	31	0.004	1.328	-0.085	1.246	1.127	2.373										
TS Round 2	349	299	8	14	3	1	31	1.088	-0.284	0.152	0.956	-1.388	-0.432										
TS Round 3	318	285	6	9	3	1	29	-2.308	-1.664	2.472	-1.501	-1.378	-2.879										
TS Round 4	325	305	12	12	1	1	25	1.479	-0.628	2.501	3.352	1.481	4.833										
TS Round 1		5	4	④	②	③	4	3	4	4	33	4	5	3	4	4	37	70					
TS Round 2		4	4	④	4	4	5	4	4	37	4	4	3	④	4	5	3	③	4	34	71		
TS Round 3		5	4	④	3	4	4	4	4	36	③	5	3	5	4	6	3	4	4	37	73		
TS Round 4		③	4	④	3	4	③	3	4	4	32	4	4	3	④	4	5	②	③	4	33	65	279

### 32 Billy Horschel

-4

#### Strokes Gained Statistics

Course	DD1	DD2	FH	GIR	SH	SS	PT	OTT	APR	ARG	T2G	PUT	TOT									
TS Round 1	299	302	6	8	0	0	27	-2.305	-0.400	-0.190	-2.896	3.269	0.373									
TS Round 2	293	310	8	10	2	0	25	-0.833	-0.153	0.892	-0.094	1.662	1.568									
TS Round 3	336	283	6	13	0	0	30	-1.355	0.627	-0.239	-0.968	2.089	1.121									
TS Round 4	311	285	11	16	0	0	34	0.909	1.513	-0.552	1.870	-2.037	-0.167									
TS Round 1		4	4	6	②	4	4	3	③	5	35	4	5	3	4	5	3	4	5	37	72	
TS Round 2		4	4	5	3	③	5	②	4	4	34	4	5	②	④	4	5	②	5	4	35	69

Strokes Gained Legend: OTT = Off the Tee APR = Approach the Green ARG = Around the Green T2G = Tee to Green PUT = Putting TOT = Total Strokes Gained





## 2023 WM Phoenix Open Final Round Top Players



Course	Hole	1	2	3	4	5	6	7	8	9	Out	10	11	12	13	14	15	16	17	18	In	Total
TS TPC Scottsdale (Stadium)	Par	4	4	5	3	4	4	3	4	4	35	4	4	3	5	4	5	3	4	4	36	71

TS	Round 3	4	5	4	2	4	4	2	4	4	33	5	5	3	4	4	3	4	4	36	69	
TS	Round 4	5	4	4	3	4	4	3	4	4	35	4	4	3	4	5	4	4	3	35	70	280

### James Hahn

-4

#### Strokes Gained Statistics

Course	DD1	DD2	FH	GIR	SH	SS	PT	OTT	APR	ARG	T2G	PUT	TOT			
TS Round 1	319	337	10	10	2	0	26	1.381	0.688	0.576	2.644	-0.271	2.373			
TS Round 2	332	290	10	14	0	0	29	1.200	-1.051	-0.198	-0.049	2.617	2.568			
TS Round 3	337	294	8	11	2	0	31	-0.257	-1.502	0.141	-1.619	-0.260	-1.879			
TS Round 4	309	304	9	15	1	0	32	0.811	0.298	-1.283	-0.174	0.007	-0.167			
TS Round 1	3	5	5	3	3	4	4	3	4	4	3	4	4	36	70	
TS Round 2	4	4	4	3	4	4	3	4	4	3	4	3	3	34	68	
TS Round 3	3	4	4	3	4	5	4	4	5	4	4	4	4	36	72	
TS Round 4	4	4	5	3	5	5	2	4	4	4	5	3	3	34	70	280

### Jason Dufner

-4

#### Strokes Gained Statistics

Course	DD1	DD2	FH	GIR	SH	SS	PT	OTT	APR	ARG	T2G	PUT	TOT			
TS Round 1	294	298	6	12	3	0	31	-1.370	3.068	1.175	2.872	-1.499	1.373			
TS Round 2	311	306	7	11	3	3	28	0.770	-0.884	1.656	1.542	0.026	1.568			
TS Round 3	338	280	12	14	1	1	31	1.200	1.992	1.203	4.394	-4.273	0.121			
TS Round 4	330	298	8	11	2	0	28	-1.287	0.214	-0.007	-1.080	0.913	-0.167			
TS Round 1	3	4	6	2	3	4	4	5	5	3	4	4	4	35	71	
TS Round 2	4	4	5	2	3	4	3	3	4	3	3	5	3	37	69	
TS Round 3	4	4	5	3	4	4	4	2	4	4	3	4	4	36	70	
TS Round 4	4	3	5	3	4	4	4	3	4	4	5	3	3	36	70	280

### Rory McIlroy

-4

#### Strokes Gained Statistics

Course	DD1	DD2	FH	GIR	SH	SS	PT	OTT	APR	ARG	T2G	PUT	TOT
TS Round 1	328	332	4	10	3	2	28	0.027	-1.133	0.576	-0.531	-0.096	-0.627

Strokes Gained Legend: OTT = Off the Tee   APR = Approach the Green   ARG = Around the Green   T2G = Tee to Green   PUT = Putting   TOT = Total Strokes Gained







## 2023 WM Phoenix Open Final Round Top Players



Course	Hole	1	2	3	4	5	6	7	8	9	Out	10	11	12	13	14	15	16	17	18	In	Total
TS TPC Scottsdale (Stadium)	Par	4	4	5	3	4	4	3	4	4	35	4	4	3	5	4	5	3	4	4	36	71

TS	Round 2	361	297	8	13	0	0	28				1.364	2.452	0.970	4.786	-1.218	3.568						
TS	Round 3	369	286	9	12	2	2	29				-0.410	1.314	-0.330	0.573	-0.452	0.121						
TS	Round 4	365	315	7	13	2	1	32				1.850	-0.604	0.109	1.355	-1.522	-0.167						
TS	Round 1		5	4	5	3	4	4	4	4	37	4	5	3	5	4	4	3	3	5	36	73	
TS	Round 2		4	3	4	2	4	3	3	4	31	4	4	2	5	4	5	3	5	4	36	67	
TS	Round 3		4	4	4	4	4	3	4	3	34	4	4	3	4	6	4	3	5	3	36	70	
TS	Round 4		4	5	4	4	4	3	4	4	36	4	4	3	4	4	5	3	3	4	34	70	280

### Matt Kuchar

-4

#### Strokes Gained Statistics

Course	DD1	DD2	FH	GIR	SH	SS	PT	OTT	APR	ARG	T2G	PUT	TOT
TS Round 1	271	316	7	12	1	1	29	-0.140	-0.268	-0.652	-1.061	1.434	0.373
TS Round 2	296	292	7	12	2	2	27	0.266	-0.696	0.611	0.181	3.387	3.568
TS Round 3	309	261	7	10	2	2	29	-0.674	-1.261	0.466	-1.470	0.591	-0.879
TS Round 4	331	290	12	12	3	2	28	0.819	-2.404	-0.424	-2.009	1.842	-0.167

TS	Round 1		4	4	4	2	4	4	3	4	6	35	4	5	5	5	4	4	3	3	4	37	72
TS	Round 2		3	4	4	3	4	4	3	4	5	34	3	4	3	4	4	4	3	4	4	33	67
TS	Round 3		4	5	4	3	4	4	3	5	4	36	4	4	3	4	5	3	4	4	35	71	
TS	Round 4		4	4	4	3	4	4	3	4	5	35	4	4	3	4	5	3	4	3	35	70	280

### Zach Johnson

-4

#### Strokes Gained Statistics

Course	DD1	DD2	FH	GIR	SH	SS	PT	OTT	APR	ARG	T2G	PUT	TOT
TS Round 1	280	311	10	13	0	0	30	0.519	0.628	-0.131	1.015	2.358	3.373
TS Round 2	318	295	9	14	0	0	31	0.036	-0.292	-0.752	-1.008	0.576	-0.432
TS Round 3	302	271	12	15	3	0	33	0.385	-0.030	-0.425	-0.071	-0.808	-0.879
TS Round 4	313	284	10	12	3	1	28	-0.335	-0.146	0.978	0.497	0.336	0.833

TS	Round 1		5	4	4	3	4	4	3	3	4	34	3	4	3	5	4	5	3	4	4	35	69
----	---------	--	---	---	---	---	---	---	---	---	---	----	---	---	---	---	---	---	---	---	---	----	----

Strokes Gained Legend: OTT = Off the Tee APR = Approach the Green ARG = Around the Green T2G = Tee to Green PUT = Putting TOT = Total Strokes Gained





## 2023 WM Phoenix Open Final Round Top Players



Course	Hole	1	2	3	4	5	6	7	8	9	Out	10	11	12	13	14	15	16	17	18	In	Total
TS TPC Scottsdale (Stadium)	Par	4	4	5	3	4	4	3	4	4	35	4	4	3	5	4	5	3	4	4	36	71

TS	Round 2	③	5	④	3	4	4	3	4	4	34	4	4	4	5	4	5	3	4	4	37	71	
TS	Round 3	4	③	5	3	③	4	4	4	4	34	4	4	4	④	4	④	4	4	5	37	71	
TS	Round 4	4	4	④	3	4	4	3	4	4	34	4	5	②	5	4	5	3	4	③	35	69	280

### Kevin Tway

-4

#### Strokes Gained Statistics

Course	DD1	DD2	FH	GIR	SH	SS	PT	OTT	APR	ARG	T2G	PUT	TOT									
TS Round 1	322	309	4	11	1	0	29	-1.186	0.401	-0.239	-1.025	2.398	1.373									
TS Round 2	347	345	3	15	0	0	32	0.059	3.670	-0.743	2.986	0.582	3.568									
TS Round 3	344	283	5	10	1	0	27	-3.831	-0.505	-0.218	-4.555	1.676	-2.879									
TS Round 4	330	325	8	12	2	1	27	-0.089	-2.655	-0.919	-3.663	4.496	0.833									
TS Round 1	4	5	5	4	③	4	3	4	③	35	4	5	3	4	③	36	71					
TS Round 2	4	4	③	3	4	4	②	5	4	33	③	5	3	④	4	5	3	③	4	34	67	
TS Round 3	4	4	④	3	5	5	3	5	5	38	5	③	3	④	6	④	3	4	③	35	73	
TS Round 4	4	4	③	3	4	5	②	4	4	33	③	6	3	5	4	5	3	③	4	36	69	280

### 39 Sahith Theegala

-3

#### Strokes Gained Statistics

Course	DD1	DD2	FH	GIR	SH	SS	PT	OTT	APR	ARG	T2G	PUT	TOT									
TS Round 1	283	295	11	10	4	3	29	2.655	-1.770	0.939	1.823	-1.450	0.373									
TS Round 2	309	299	3	13	1	1	30	-0.383	0.419	0.322	0.358	0.210	0.568									
TS Round 3	340	290	6	11	1	0	26	1.309	-2.023	-0.440	-1.155	3.276	2.121									
TS Round 4	358	294	7	11	1	1	26	-1.815	-1.954	0.451	-3.318	2.151	-1.167									
TS Round 1	5	③	④	3	4	4	4	4	4	35	4	4	3	5	4	6	3	4	4	37	72	
TS Round 2	4	4	5	3	4	4	3	5	4	36	4	5	②	④	4	④	3	4	4	34	70	
TS Round 3	③	4	④	3	4	4	3	4	③	32	③	4	3	④	5	7	3	4	③	36	68	
TS Round 4	4	4	④	4	③	4	3	4	4	34	③	6	3	④	4	6	3	③	5	37	71	281

### Max Homa

-3

#### Strokes Gained Statistics

Course	DD1	DD2	FH	GIR	SH	SS	PT	OTT	APR	ARG	T2G	PUT	TOT
--------	-----	-----	----	-----	----	----	----	-----	-----	-----	-----	-----	-----

Strokes Gained Legend: OTT = Off the Tee APR = Approach the Green ARG = Around the Green T2G = Tee to Green PUT = Putting TOT = Total Strokes Gained





## 2023 WM Phoenix Open Final Round Top Players



Course	Hole	1	2	3	4	5	6	7	8	9	Out	10	11	12	13	14	15	16	17	18	In	Total
TS TPC Scottsdale (Stadium)	Par	4	4	5	3	4	4	3	4	4	35	4	4	3	5	4	5	3	4	4	36	71

TS	Round 1	297	291	6	11	1	0	27				0.337	1.306	1.712	3.354	0.019	3.373						
TS	Round 2	313	319	8	13	0	0	28				-0.539	0.644	-0.564	-0.459	2.027	1.568						
TS	Round 3	362	297	7	10	0	0	27				-0.765	-1.945	2.153	-0.558	-0.321	-0.879						
TS	Round 4	347	272	7	10	0	0	29				-1.570	-0.163	-0.869	-2.602	0.435	-2.167						
TS	Round 1	4	③	5	3	③	4	3	4	4	33	4	4	②	5	⑤	5	3	4	4	36	69	
TS	Round 2	4	③	5	3	4	⑤	②	4	③	33	4	⑥	④	5	③	④	②	4	4	36	69	
TS	Round 3	4	4	5	3	③	4	3	4	4	34	⑤	4	3	5	4	5	②	③	⑥	37	71	
TS	Round 4	4	③	5	3	4	⑤	3	4	③	34	4	⑤	3	5	4	⑥	④	③	4	38	72	281

### Lucas Glover

-3

#### Strokes Gained Statistics

Course	DD1	DD2	FH	GIR	SH	SS	PT	OTT	APR	ARG	T2G	PUT	TOT									
TS Round 1	296	296	11	10	0	0	28	0.659	0.375	0.747	1.780	-0.407	1.373									
TS Round 2	328	287	7	15	1	1	32	0.046	1.097	-0.624	0.519	0.049	0.568									
TS Round 3	348	282	9	15	2	0	31	0.153	0.910	-0.237	0.825	-0.704	0.121									
TS Round 4	308	299	9	12	2	1	29	-1.489	1.871	-0.350	0.032	-0.199	-0.167									
TS Round 1	4	4	④	3	4	4	3	4	4	34	4	⑤	3	5	4	5	3	4	4	37	71	
TS Round 2	4	4	5	②	4	4	3	4	4	34	4	4	3	④	⑤	5	3	4	4	36	70	
TS Round 3	③	4	5	3	4	⑤	④	4	4	36	4	③	④	④	4	5	②	4	4	34	70	
TS Round 4	4	4	5	3	4	4	④	4	⑤	37	4	4	3	④	③	④	④	③	4	33	70	281

### 42 Adam Long

-2

#### Strokes Gained Statistics

Course	DD1	DD2	FH	GIR	SH	SS	PT	OTT	APR	ARG	T2G	PUT	TOT
TS Round 1	283	308	8	9	4	0	25	0.701	0.382	-0.590	0.492	0.881	1.373
TS Round 2	350	274	10	15	0	0	33	0.922	-0.260	0.243	0.905	-1.337	-0.432
TS Round 3	325	266	13	11	3	2	26	0.422	-1.455	1.692	0.658	1.463	2.121
TS Round 4	316	275	11	13	2	1	32	-0.243	-0.579	0.113	-0.709	-1.458	-2.167

Strokes Gained Legend: OTT = Off the Tee APR = Approach the Green ARG = Around the Green T2G = Tee to Green PUT = Putting TOT = Total Strokes Gained





## 2023 WM Phoenix Open Final Round Top Players



Course	Hole	1	2	3	4	5	6	7	8	9	Out	10	11	12	13	14	15	16	17	18	In	Total
TS TPC Scottsdale (Stadium)	Par	4	4	5	3	4	4	3	4	4	35	4	4	3	5	4	5	3	4	4	36	71

TS	Round 1	4	③	5	3	4	5	4	4	4	36	③	4	3	④	4	④	3	4	6	35	71	
TS	Round 2	4	4	5	3	4	4	3	4	5	36	③	4	3	④	5	5	3	4	4	35	71	
TS	Round 3	4	4	5	②	4	5	②	4	③	33	4	4	4	③	4	5	3	4	4	35	68	
TS	Round 4	5	5	④	②	4	4	3	4	4	35	4	4	3	④	4	7	3	4	4	37	72	282

### Ryan Palmer

-2

#### Strokes Gained Statistics

Course	DD1	DD2	FH	GIR	SH	SS	PT	OTT	APR	ARG	T2G	PUT	TOT
TS Round 1	277	320	7	14	2	1	35	0.574	1.552	0.406	2.531	-3.158	-0.627
TS Round 2	331	305	7	11	1	0	26	0.650	0.764	2.054	3.468	0.100	3.568
TS Round 3	363	306	9	14	2	0	32	-0.395	1.427	-0.848	0.183	-1.062	-0.879
TS Round 4	341	278	9	12	1	1	30	-0.552	-0.459	-0.227	-1.238	0.071	-1.167

TS	Round 1	4	5	④	3	5	5	4	4	4	38	5	5	3	④	③	5	3	③	4	35	73	
TS	Round 2	4	4	④	3	③	4	3	4	4	33	③	4	3	5	5	④	3	③	4	34	67	
TS	Round 3	4	4	5	3	4	4	3	4	4	35	4	4	3	④	6	5	3	4	③	36	71	
TS	Round 4	③	4	④	3	4	4	3	5	4	34	4	5	3	④	5	5	3	③	5	37	71	282

### Aaron Rai

-2

#### Strokes Gained Statistics

Course	DD1	DD2	FH	GIR	SH	SS	PT	OTT	APR	ARG	T2G	PUT	TOT
TS Round 1	296	291	7	10	2	0	27	0.192	-0.156	0.958	0.993	1.380	2.373
TS Round 2	309	296	10	13	2	1	30	1.108	-0.829	1.334	1.613	-1.045	0.568
TS Round 3	354	291	10	14	2	2	33	0.676	-0.177	0.304	0.802	-1.681	-0.879
TS Round 4	336	243	8	11	3	2	27	-2.604	0.625	0.088	-1.891	0.724	-1.167

TS	Round 1	4	5	④	4	4	4	3	③	4	35	4	4	3	5	4	5	3	③	4	35	70	
TS	Round 2	4	4	④	3	4	4	3	4	5	35	4	4	4	④	4	5	3	③	4	35	70	
TS	Round 3	5	4	④	3	5	4	3	4	4	36	4	4	3	④	5	5	3	③	4	35	71	
TS	Round 4	③	5	④	3	4	4	3	4	4	34	5	5	3	④	4	6	3	③	4	37	71	282

Strokes Gained Legend: OTT = Off the Tee APR = Approach the Green ARG = Around the Green T2G = Tee to Green PUT = Putting TOT = Total Strokes Gained





## 2023 WM Phoenix Open Final Round Top Players



Course	Hole	1	2	3	4	5	6	7	8	9	Out	10	11	12	13	14	15	16	17	18	In	Total
TS TPC Scottsdale (Stadium)	Par	4	4	5	3	4	4	3	4	4	35	4	4	3	5	4	5	3	4	4	36	71

### Viktor Hovland -2

Course		DD1	DD2	FH	GIR	SH	SS	PT	Strokes Gained Statistics						TOT							
		OTT	APR	ARG	T2G	PUT							TOT									
TS	Round 1	334	309	10	12	0	0	31	1.198	3.048	-0.929	3.316	-0.943	2.373								
TS	Round 2	339	319	7	10	2	2	28	1.124	-1.672	-1.249	-1.797	2.365	0.568								
TS	Round 3	349	293	8	13	1	0	33	1.193	0.447	-1.341	0.298	-1.177	-0.879								
TS	Round 4	336	300	6	9	1	1	29	0.694	-0.793	0.284	0.185	-1.352	-1.167								
TS	Round 1		4 (3) (4)	3	4	4	(4)	4	4	34	4	4	3	5 (5) (4)	3	4	4	36	70			
TS	Round 2		(5) (5) (4)	(4)	(3)	4	3	4	(3)	35	(3)	(5)	3	(4)	4	(4)	3	4	(5)	35	70	
TS	Round 3		4	4	(4)	3	4	(5)	3	(5)	(3)	(3)	(3)	(4)	(6)	4	(6)	3	4	(3)	36	71
TS	Round 4		(3) (3) (4)	3	4	(5)	3	4	4	33	4	4	3	(4)	(5)	(6)	3	4	(5)	38	71	282

### K.H. Lee -2

Course		DD1	DD2	FH	GIR	SH	SS	PT	Strokes Gained Statistics						TOT							
		OTT	APR	ARG	T2G	PUT							TOT									
TS	Round 1	283	339	6	9	3	2	27	-1.296	-0.641	0.123	-1.815	1.188	-0.627								
TS	Round 2	321	282	6	13	1	0	28	-0.097	1.310	0.059	1.272	1.296	2.568								
TS	Round 3	338	292	7	8	3	1	26	-0.075	-0.167	-1.626	-1.869	0.990	-0.879								
TS	Round 4	334	306	9	14	1	1	30	0.414	0.289	1.600	2.303	-2.470	-0.167								
TS	Round 1		(5) 4 (4)	3	(3)	4	(4)	4	(5)	36	4	(5)	3	(4)	4	5	3	4	(5)	37	73	
TS	Round 2		4 (5) (4)	3	(3)	4	3	4	(5)	35	4	4	(2)	(4)	4	5	3	(3)	4	33	68	
TS	Round 3		(3) 4 (4)	3	4	4	(4)	4	4	34	(5)	4	3	(4)	4	5	3	(5)	4	37	71	
TS	Round 4		4 (5) (4)	3	4	4	3	4	4	35	4	(5)	(4)	(4)	4	(4)	3	(3)	4	35	70	282

### Brian Harman -2

Course		DD1	DD2	FH	GIR	SH	SS	PT	Strokes Gained Statistics						TOT
		OTT	APR	ARG	T2G	PUT							TOT		
TS	Round 1	300	306	9	11	1	1	29	-0.130	0.744	1.496	2.109	-0.736	1.373	
TS	Round 2	310	274	8	15	2	0	32	0.318	0.551	-0.172	0.697	-0.129	0.568	
TS	Round 3	322	275	8	10	2	1	29	0.653	-3.438	-2.533	-5.319	2.440	-2.879	

Strokes Gained Legend: OTT = Off the Tee APR = Approach the Green ARG = Around the Green T2G = Tee to Green PUT = Putting TOT = Total Strokes Gained



## 2023 WM Phoenix Open Final Round Top Players



Course	Hole	1	2	3	4	5	6	7	8	9	Out	10	11	12	13	14	15	16	17	18	In	Total
TS TPC Scottsdale (Stadium)	Par	4	4	5	3	4	4	3	4	4	35	4	4	3	5	4	5	3	4	4	36	71

TS	Round 4	327	282	10	13	1	0	28				0.468	-0.144	0.657	0.981	0.852	1.833						
TS	Round 1	4	4	5	3	4	4	3	4	4	35	5	4	2	3	4	6	3	5	4	36	71	
TS	Round 2	4	4	4	3	4	5	3	4	4	35	4	4	3	5	4	4	4	3	4	35	70	
TS	Round 3	4	4	5	3	4	4	2	5	4	35	5	4	4	5	4	6	3	3	4	38	73	
TS	Round 4	4	4	5	3	4	4	3	4	4	35	4	4	3	4	5	4	3	3	3	33	68	282

### Keith Mitchell

-2

#### Strokes Gained Statistics

Course	DD1	DD2	FH	GIR	SH	SS	PT	OTT	APR	ARG	T2G	PUT	TOT									
TS Round 1	295	328	9	11	5	2	26	1.072	-0.741	-0.456	-0.126	1.499	1.373									
TS Round 2	358	299	10	12	3	2	29	2.000	-0.267	-0.541	1.192	-1.624	-0.432									
TS Round 3	363	314	7	15	2	1	33	0.135	-1.597	-0.161	-1.624	-1.255	-2.879									
TS Round 4	349	298	7	14	2	2	27	0.695	1.929	0.343	2.967	-0.134	2.833									
TS Round 1	5	3	5	4	4	4	4	36	4	4	2	5	3	4	4	4	5	35	71			
TS Round 2	5	4	4	3	4	5	4	4	3	36	4	4	4	5	4	2	3	5	35	71		
TS Round 3	4	4	5	3	4	4	3	4	5	36	3	4	3	4	6	6	3	4	4	37	73	
TS Round 4	4	3	4	2	4	6	3	4	4	34	4	4	2	4	3	5	4	3	4	33	67	282

### Gary Woodland

-2

#### Strokes Gained Statistics

Course	DD1	DD2	FH	GIR	SH	SS	PT	OTT	APR	ARG	T2G	PUT	TOT							
TS Round 1	320	308	4	12	3	2	32	-1.068	3.492	-0.167	2.256	-1.883	0.373							
TS Round 2	333	310	5	11	1	1	27	0.853	0.286	1.205	2.344	-0.776	1.568							
TS Round 3	360	309	9	10	3	1	33	0.772	-1.251	-1.198	-1.678	-3.201	-4.879							
TS Round 4	348	299	7	11	0	0	25	0.532	1.228	1.459	3.219	0.614	3.833							
TS Round 1	4	4	5	3	4	5	3	4	4	36	4	4	4	4	4	3	4	4	36	72
TS Round 2	5	4	4	3	4	3	4	5	35	3	4	3	5	4	5	3	4	3	34	69
TS Round 3	5	4	5	3	5	3	4	3	36	5	5	3	4	5	5	3	3	6	39	75

Strokes Gained Legend: OTT = Off the Tee APR = Approach the Green ARG = Around the Green T2G = Tee to Green PUT = Putting TOT = Total Strokes Gained



## 2023 WM Phoenix Open Final Round Top Players



Course	Hole	1	2	3	4	5	6	7	8	9	Out	10	11	12	13	14	15	16	17	18	In	Total
TS TPC Scottsdale (Stadium)	Par	4	4	5	3	4	4	3	4	4	35	4	4	3	5	4	5	3	4	4	36	71

TS	Round 4	4	4	③	3	4	4	3	4	③	32	③	4	3	5	③	5	3	4	4	34	66	282
----	---------	---	---	---	---	---	---	---	---	---	----	---	---	---	---	---	---	---	---	---	----	----	-----

### 50 Tom Kim -1

Course	DD1	DD2	FH	GIR	SH	SS	PT	Strokes Gained Statistics							
	OTT	APR	ARG	T2G	PUT	TOT									
TS Round 1	308	292	7	12	2	0	29	0.021	0.278	-1.201	-0.903	2.276	1.373		
TS Round 2	326	304	7	14	0	0	27	-0.303	1.974	-0.567	1.104	3.464	4.568		
TS Round 3	329	299	11	11	2	2	33	0.499	-0.726	0.782	0.554	-3.433	-2.879		
TS Round 4	314	287	5	12	2	1	29	-3.134	-1.591	0.619	-4.106	0.939	-3.167		

TS	Round 1	4	⑤	5	④	③	4	3	4	③	35	4	4	3	5	⑤	5	3	③	4	36	71	
TS	Round 2	③	③	⑥	3	4	4	②	4	③	32	4	③	3	5	4	④	3	4	4	34	66	
TS	Round 3	4	⑤	5	3	4	4	3	4	4	36	4	4	3	④	4	5	3	4	⑥	37	73	
TS	Round 4	4	4	5	3	4	③	3	4	4	34	⑤	⑦	3	④	4	⑥	3	③	4	39	73	283

### Justin Lower -1

Course	DD1	DD2	FH	GIR	SH	SS	PT	Strokes Gained Statistics							
	OTT	APR	ARG	T2G	PUT	TOT									
TS Round 1	306	316	9	12	3	2	32	0.066	1.685	-0.177	1.573	-0.200	1.373		
TS Round 2	303	299	6	14	0	0	30	-0.973	0.560	0.236	-0.177	1.745	1.568		
TS Round 3	333	289	9	11	3	2	28	-0.059	-1.380	-1.350	-2.790	1.911	-0.879		
TS Round 4	333	281	7	11	3	1	31	-1.788	0.454	0.309	-1.025	-1.142	-2.167		

TS	Round 1	4	⑤	③	3	⑤	③	3	4	4	34	4	⑤	3	④	4	5	④	4	4	37	71	
TS	Round 2	4	③	④	3	③	4	3	⑤	4	33	4	4	3	④	4	5	3	⑤	4	36	69	
TS	Round 3	③	⑤	④	3	4	⑤	3	4	4	35	4	③	④	④	4	5	④	4	4	36	71	
TS	Round 4	4	4	5	3	③	4	3	⑤	4	35	4	⑤	3	④	4	5	④	③	⑤	37	72	283

### Lucas Herbert -1

Course	DD1	DD2	FH	GIR	SH	SS	PT	Strokes Gained Statistics							
	OTT	APR	ARG	T2G	PUT	TOT									
TS Round 1	312	319	4	10	3	2	28	-0.234	-0.670	-0.094	-0.999	2.372	1.373		
TS Round 2	325	292	8	11	1	1	27	1.471	-2.239	1.152	0.384	1.184	1.568		

Strokes Gained Legend: OTT = Off the Tee APR = Approach the Green ARG = Around the Green T2G = Tee to Green PUT = Putting TOT = Total Strokes Gained



## 2023 WM Phoenix Open Final Round Top Players



Course	Hole	1	2	3	4	5	6	7	8	9	Out	10	11	12	13	14	15	16	17	18	In	Total
TS TPC Scottsdale (Stadium)	Par	4	4	5	3	4	4	3	4	4	35	4	4	3	5	4	5	3	4	4	36	71

TS	Round 3	339	291	9	13	0	0	34				0.275	-0.339	-1.097	-1.162	-1.717	-2.879						
TS	Round 4	329	292	8	13	2	0	28				1.134	-0.305	-2.010	-1.181	1.014	-0.167						
TS	Round 1		5	4	5	3	4	4	4	4	37	3	4	3	4	4	4	3	5	4	34	71	
TS	Round 2		4	5	5	3	3	3	4	4	34	4	4	3	4	4	6	3	3	4	35	69	
TS	Round 3		5	5	6	3	4	4	3	4	37	4	5	2	5	4	6	3	3	4	36	73	
TS	Round 4		4	3	4	2	4	4	4	4	33	3	7	2	5	4	6	3	3	4	37	70	283

### Joel Dahmen

-1

#### Strokes Gained Statistics

Course	DD1	DD2	FH	GIR	SH	SS	PT	OTT	APR	ARG	T2G	PUT	TOT					
TS Round 1	281	289	8	9	1	1	29	0.374	0.108	0.044	0.525	-1.152	-0.627					
TS Round 2	328	293	10	12	1	1	27	1.073	0.167	1.172	2.412	0.156	2.568					
TS Round 3	321	289	9	12	2	0	31	0.269	-1.273	0.654	-0.351	-1.528	-1.879					
TS Round 4	291	286	8	10	1	1	28	-0.311	-0.522	0.172	-0.661	0.494	-0.167					
TS Round 1		4	4	5	3	4	5	4	4	2	5	4	4	3	5	36	73	
TS Round 2		4	3	4	4	3	4	4	4	3	5	4	4	3	4	35	68	
TS Round 3		4	4	4	4	4	4	4	4	4	4	6	3	3	4	36	72	
TS Round 4		4	4	4	2	4	5	4	4	2	3	4	5	4	4	35	70	283

### Corey Conners

-1

#### Strokes Gained Statistics

Course	DD1	DD2	FH	GIR	SH	SS	PT	OTT	APR	ARG	T2G	PUT	TOT				
TS Round 1	301	320	7	13	3	0	30	0.984	1.900	-1.072	1.811	0.562	2.373				
TS Round 2	310	305	9	10	2	2	29	1.444	-2.788	0.884	-0.460	-0.972	-1.432				
TS Round 3	362	291	9	16	2	0	36	0.799	0.388	-0.394	0.792	-1.671	-0.879				
TS Round 4	347	310	9	15	1	0	32	-0.106	0.802	0.598	1.294	-1.461	-0.167				
TS Round 1		3	4	5	4	3	4	4	4	3	4	4	4	4	5	35	70
TS Round 2		4	4	4	3	4	4	3	4	5	3	4	4	3	4	37	72

Strokes Gained Legend: OTT = Off the Tee APR = Approach the Green ARG = Around the Green T2G = Tee to Green PUT = Putting TOT = Total Strokes Gained





## 2023 WM Phoenix Open Final Round Top Players



Course	Hole	1	2	3	4	5	6	7	8	9	Out	10	11	12	13	14	15	16	17	18	In	Total
TS TPC Scottsdale (Stadium)	Par	4	4	5	3	4	4	3	4	4	35	4	4	3	5	4	5	3	4	4	36	71

TS	Round 3	4	4	5	3	4	4	3	4	4	35	5	5	3	4	4	4	3	4	4	36	71	
TS	Round 4	4	4	5	2	4	3	3	4	4	33	5	5	2	5	4	5	3	4	4	37	70	283

### Brandon Wu

-1

#### Strokes Gained Statistics

Course	DD1	DD2	FH	GIR	SH	SS	PT	OTT	APR	ARG	T2G	PUT	TOT					
TS Round 1	297	342	6	12	1	0	33	0.900	0.679	0.315	1.893	-1.520	0.373					
TS Round 2	322	299	12	11	2	0	28	1.179	0.518	-0.146	1.551	-0.983	0.568					
TS Round 3	354	296	9	10	3	1	30	0.870	-0.512	-1.145	-0.788	-1.091	-1.879					
TS Round 4	323	299	8	12	1	0	28	-0.020	0.161	0.845	0.986	-0.153	0.833					
TS Round 1	4	3	3	4	4	5	4	4	4	3	4	5	4	4	4	37	72	
TS Round 2	4	3	5	4	4	4	3	4	4	3	4	3	4	3	4	35	70	
TS Round 3	4	5	5	3	4	4	3	5	5	4	5	2	3	3	3	34	72	
TS Round 4	3	4	5	3	4	4	3	3	4	4	5	3	4	3	3	36	69	283

### Erik van Rooyen

-1

#### Strokes Gained Statistics

Course	DD1	DD2	FH	GIR	SH	SS	PT	OTT	APR	ARG	T2G	PUT	TOT					
TS Round 1	289	297	6	11	1	0	29	0.080	1.711	-1.233	0.557	-0.184	0.373					
TS Round 2	302	284	9	13	0	0	29	1.119	-0.468	1.408	2.059	-0.491	1.568					
TS Round 3	328	282	10	13	0	0	32	-1.844	-0.621	-2.750	-5.216	1.337	-3.879					
TS Round 4	325	292	10	14	1	1	29	1.132	0.940	0.766	2.838	-1.005	1.833					
TS Round 1	4	4	5	3	4	4	4	4	4	2	5	3	4	6	36	72		
TS Round 2	4	4	5	4	3	3	3	5	4	5	2	3	4	3	4	34	69	
TS Round 3	5	4	4	4	4	4	3	4	4	5	4	6	3	4	6	38	74	
TS Round 4	5	4	5	3	4	5	3	3	4	3	4	4	3	3	3	32	68	283

### 57 Webb Simpson

E

#### Strokes Gained Statistics

Course	DD1	DD2	FH	GIR	SH	SS	PT	OTT	APR	ARG	T2G	PUT	TOT
TS Round 1	284	298	8	11	2	2	28	-0.575	2.518	0.829	2.771	-0.398	2.373

Strokes Gained Legend: OTT = Off the Tee APR = Approach the Green ARG = Around the Green T2G = Tee to Green PUT = Putting TOT = Total Strokes Gained





## 2023 WM Phoenix Open Final Round Top Players



Course	Hole	1	2	3	4	5	6	7	8	9	Out	10	11	12	13	14	15	16	17	18	In	Total
TS TPC Scottsdale (Stadium)	Par	4	4	5	3	4	4	3	4	4	35	4	4	3	5	4	5	3	4	4	36	71

TS	Round 2	314	285	6	9	2	1	29				-1.136	0.492	0.479	-0.165	-1.267	-1.432							
TS	Round 3	333	267	9	12	2	1	28				0.432	2.221	0.381	3.033	-0.912	2.121							
TS	Round 4	328	309	10	10	0	0	32				-0.019	-1.005	-0.686	-1.710	-2.457	-4.167							
TS	Round 1		4	4	④	3	4	4	3	⑤	4	35	4	4	④	③	④	3	4	⑤	35	70		
TS	Round 2		⑤	⑤	④	3	4	4	3	4	4	36	⑤	4	3	5	4	5	②	4	4	36	72	
TS	Round 3		4	⑤	④	3	③	4	3	4	⑤	35	4	4	3	④	4	③	3	4	4	33	68	
TS	Round 4		4	⑤	④	3	4	③	3	⑥	4	36	4	4	3	④	⑤	⑥	④	4	4	38	74	284

### Taylor Pendrith

E

#### Strokes Gained Statistics

Course	DD1	DD2	FH	GIR	SH	SS	PT	OTT	APR	ARG	T2G	PUT	TOT
TS Round 1	296	316	5	10	2	0	29	-0.768	-0.848	-0.904	-2.521	1.894	-0.627
TS Round 2	339	300	8	15	4	2	31	0.852	0.178	0.345	1.375	0.193	1.568
TS Round 3	362	277	7	14	1	1	30	-0.054	1.438	0.205	1.588	0.533	2.121
TS Round 4	356	289	5	9	1	0	31	-1.343	0.051	-0.927	-2.219	-1.948	-4.167

TS	Round 1		⑥	4	5	3	4	③	3	4	③	35	4	4	④	5	4	5	3	4	⑤	38	73	
TS	Round 2		4	4	④	②	4	4	3	4	4	33	⑤	4	3	5	4	④	3	4	4	36	69	
TS	Round 3		③	4	④	3	⑤	⑤	④	③	4	35	③	4	②	④	⑤	④	3	4	4	33	68	
TS	Round 4		4	⑤	④	3	③	4	④	4	4	35	⑤	⑤	3	④	4	5	④	4	⑤	39	74	284

### Danny Lee

E

#### Strokes Gained Statistics

Course	DD1	DD2	FH	GIR	SH	SS	PT	OTT	APR	ARG	T2G	PUT	TOT
TS Round 1	284	305	6	10	2	1	28	-1.551	0.305	-0.383	-1.630	1.003	-0.627
TS Round 2	292	285	10	11	1	1	26	-0.032	0.402	-0.017	0.353	3.215	3.568
TS Round 3	319	270	9	14	4	1	34	-0.269	0.938	-0.591	0.077	-2.956	-2.879
TS Round 4	328	292	9	11	1	0	28	-0.178	-0.957	0.223	-0.912	-0.255	-1.167

TS	Round 1		4	4	④	②	4	4	3	4	③	32	⑤	③	3	5	4	⑦	3	⑤	⑥	41	73
----	---------	--	---	---	---	---	---	---	---	---	---	----	---	---	---	---	---	---	---	---	---	----	----

Strokes Gained Legend: OTT = Off the Tee APR = Approach the Green ARG = Around the Green T2G = Tee to Green PUT = Putting TOT = Total Strokes Gained





## 2023 WM Phoenix Open Final Round Top Players



Course	Hole	1	2	3	4	5	6	7	8	9	Out	10	11	12	13	14	15	16	17	18	In	Total
TS TPC Scottsdale (Stadium)	Par	4	4	5	3	4	4	3	4	4	35	4	4	3	5	4	5	3	4	4	36	71

TS	Round 2	4	4	④	3	4	4	3	③	4	33	4	③	3	5	4	④	3	4	4	34	67	
TS	Round 3	4	4	5	④	4	4	3	4	4	36	4	4	④	④	4	5	3	4	⑤	37	73	
TS	Round 4	4	4	5	④	4	4	3	4	4	36	4	⑤	3	④	4	④	3	4	4	35	71	284

### Greyson Sigg

E

#### Strokes Gained Statistics

Course	DD1	DD2	FH	GIR	SH	SS	PT	OTT	APR	ARG	T2G	PUT	TOT									
TS Round 1	297	296	7	11	1	0	31	0.438	-0.274	-2.014	-1.851	1.224	-0.627									
TS Round 2	276	281	7	9	1	1	27	-1.039	1.302	1.687	1.950	-0.382	1.568									
TS Round 3	343	281	6	11	2	0	31	-0.888	-0.579	-0.226	-1.694	-0.185	-1.879									
TS Round 4	325	277	8	12	3	3	29	-0.498	-0.373	0.803	-0.068	-0.099	-0.167									
TS Round 1	4	4	5	3	⑤	4	3	4	4	36	4	4	3	5	4	⑥	④	③	4	37	73	
TS Round 2	⑤	4	④	3	4	4	3	4	⑤	36	4	4	3	5	4	③	②	③	⑤	33	69	
TS Round 3	4	4	④	②	⑤	⑤	3	③	4	34	⑤	⑥	3	③	4	⑥	3	③	⑤	38	72	
TS Round 4	4	4	④	3	4	4	3	4	4	34	⑤	4	3	④	⑤	④	3	4	4	36	70	284

### 61 Trey Mullinax

+1

#### Strokes Gained Statistics

Course	DD1	DD2	FH	GIR	SH	SS	PT	OTT	APR	ARG	T2G	PUT	TOT									
TS Round 1	297	337	6	11	1	1	27	0.426	0.667	1.026	2.118	1.255	3.373									
TS Round 2	347	315	7	15	2	1	33	1.465	-0.059	0.866	2.272	-2.704	-0.432									
TS Round 3	381	324	8	12	2	1	33	0.827	-2.525	-0.884	-2.583	-0.296	-2.879									
TS Round 4	328	318	10	12	3	2	30	2.255	-3.000	0.133	-0.612	-1.555	-2.167									
TS Round 1	③	4	5	3	4	4	3	③	4	33	4	4	3	5	4	5	3	4	4	36	69	
TS Round 2	4	4	④	3	4	③	3	⑤	4	34	⑤	③	④	5	4	5	④	③	4	37	71	
TS Round 3	⑤	4	④	3	4	⑤	3	⑤	4	37	③	4	④	④	⑤	⑥	3	③	4	36	73	
TS Round 4	4	⑤	④	3	4	4	3	4	4	35	4	⑥	3	5	4	5	3	③	4	37	72	285

### Nate Lashley

+1

#### Strokes Gained Statistics

Course	DD1	DD2	FH	GIR	SH	SS	PT	OTT	APR	ARG	T2G	PUT	TOT
--------	-----	-----	----	-----	----	----	----	-----	-----	-----	-----	-----	-----

Strokes Gained Legend: OTT = Off the Tee APR = Approach the Green ARG = Around the Green T2G = Tee to Green PUT = Putting TOT = Total Strokes Gained





## 2023 WM Phoenix Open Final Round Top Players



Course	Hole	1	2	3	4	5	6	7	8	9	Out	10	11	12	13	14	15	16	17	18	In	Total
TS TPC Scottsdale (Stadium)	Par	4	4	5	3	4	4	3	4	4	35	4	4	3	5	4	5	3	4	4	36	71

TS	Round 1	329	301	9	12	0	0	32				0.137	2.417	0.904	3.457	-2.084	1.373							
TS	Round 2	283	290	8	13	0	0	32				0.784	0.799	-0.867	0.716	-0.148	0.568							
TS	Round 3	314	281	7	15	0	0	32				-0.208	-0.747	-0.910	-1.866	-0.013	-1.879							
TS	Round 4	322	297	12	12	1	0	31				1.381	-0.092	-0.320	0.969	-3.136	-2.167							
TS	Round 1		4	4	④	3	4	4	3	4	4	34	4	⑤	3	④	4	⑥	3	4	4	37	71	
TS	Round 2		4	4	④	3	4	4	3	4	⑤	35	4	4	3	④	4	5	3	4	4	35	70	
TS	Round 3		③	4	⑦	3	4	4	3	⑤	4	37	4	4	3	④	4	5	3	⑤	③	35	72	
TS	Round 4		⑤	4	5	④	4	③	②	4	⑤	36	4	4	3	5	③	⑥	3	4	4	36	72	285

### 63 Kelly Kraft

+4

#### Strokes Gained Statistics

Course	DD1	DD2	FH	GIR	SH	SS	PT	OTT	APR	ARG	T2G	PUT	TOT										
TS Round 1	283	314	8	11	2	2	27	-0.642	0.001	0.018	-0.624	2.997	2.373										
TS Round 2	299	266	6	12	2	1	29	-1.041	0.171	0.621	-0.249	-0.183	-0.432										
TS Round 3	322	265	10	11	5	4	27	0.256	-3.362	0.167	-2.940	3.061	0.121										
TS Round 4	290	271	9	9	4	2	32	-0.685	-3.186	-1.614	-5.485	-1.682	-7.167										
TS Round 1		⑤	4	④	3	⑤	4	3	4	4	36	4	4	3	5	③	5	3	4	③	34	70	
TS Round 2		4	⑤	5	3	4	4	②	⑤	4	36	4	4	②	5	4	5	3	4	4	35	71	
TS Round 3		4	4	④	3	4	4	3	4	4	34	4	③	④	④	⑤	④	3	⑤	4	36	70	
TS Round 4		⑤	4	⑥	3	4	4	④	4	4	38	⑤	⑥	3	④	⑤	5	3	4	4	39	77	288

### 64 Cameron Young

+5

#### Strokes Gained Statistics

Course	DD1	DD2	FH	GIR	SH	SS	PT	OTT	APR	ARG	T2G	PUT	TOT
TS Round 1	314	340	9	10	3	1	31	1.857	-0.930	-0.024	0.902	-1.529	-0.627
TS Round 2	352	315	8	13	3	2	30	1.238	-0.911	1.584	1.911	-0.343	1.568
TS Round 3	367	295	6	12	1	0	34	-0.879	0.638	-0.384	-0.626	-4.253	-4.879
TS Round 4	335	303	9	12	1	0	29	-0.656	0.860	-3.306	-3.102	0.935	-2.167

Strokes Gained Legend: OTT = Off the Tee APR = Approach the Green ARG = Around the Green T2G = Tee to Green PUT = Putting TOT = Total Strokes Gained





## 2023 WM Phoenix Open Final Round Top Players



Course	Hole	1	2	3	4	5	6	7	8	9	Out	10	11	12	13	14	15	16	17	18	In	Total	
TS TPC Scottsdale (Stadium)	Par	4	4	5	3	4	4	3	4	4	35	4	4	3	5	4	5	3	4	4	36	71	
TS	Round 1	4	4	5	3	5	4	3	5	3	36	5	6	3	5	3	5	2	3	5	37	73	
TS	Round 2	4	3	4	3	4	5	2	4	4	33	4	4	3	4	4	7	3	4	3	36	69	
TS	Round 3	4	5	4	3	4	4	3	4	3	34	4	6	3	4	6	5	3	5	5	41	75	
TS	Round 4	4	4	4	3	3	4	3	6	4	35	4	5	2	5	4	7	3	3	4	37	72	289

### 65 Stewart Cink

+7

#### Strokes Gained Statistics

Course	DD1	DD2	FH	GIR	SH	SS	PT	OTT	APR	ARG	T2G	PUT	TOT
TS Round 1	314	332	10	14	1	0	31	1.667	1.744	0.034	3.444	-0.071	3.373
TS Round 2	355	292	8	11	3	1	29	-1.109	-0.741	1.074	-0.776	-0.656	-1.432
TS Round 3	347	289	7	11	3	1	35	-2.194	-0.574	0.588	-2.181	-3.698	-5.879
TS Round 4	347	295	9	12	2	0	33	0.235	-0.351	-0.884	-1.000	-3.167	-4.167

TS	Round 1	4	4	5	3	4	4	3	4	4	35	4	4	3	4	4	5	3	3	4	34	69	
TS	Round 2	3	5	4	3	3	5	3	4	3	33	4	4	4	4	5	5	3	5	5	39	72	
TS	Round 3	3	5	5	3	4	6	3	4	5	38	4	4	3	5	4	4	4	6	4	38	76	
TS	Round 4	4	4	4	4	4	4	4	4	4	36	4	5	4	5	6	4	2	4	4	38	74	291

### 66 Jim Herman

+8

#### Strokes Gained Statistics

Course	DD1	DD2	FH	GIR	SH	SS	PT	OTT	APR	ARG	T2G	PUT	TOT
TS Round 1	308	314	9	14	1	1	31	1.091	4.102	0.949	6.141	-1.768	4.373
TS Round 2	306	290	9	13	0	0	30	0.660	-0.074	-0.050	0.536	1.032	1.568
TS Round 3	342	283	10	7	6	1	28	0.162	-5.202	-2.755	-7.796	-0.083	-7.879
TS Round 4	318	285	7	12	1	1	33	0.345	-1.550	-1.043	-2.248	-4.919	-7.167

TS	Round 1	4	4	4	3	4	4	4	4	4	35	4	4	3	4	4	4	3	3	4	33	68	
TS	Round 2	4	4	4	3	4	4	3	4	4	34	5	3	3	5	4	5	3	3	4	35	69	
TS	Round 3	3	6	4	3	4	4	4	5	4	37	4	4	4	4	5	7	4	4	5	41	78	
TS	Round 4	4	5	4	3	4	5	3	5	6	39	4	5	3	5	4	6	3	3	5	38	77	292

Strokes Gained Legend: OTT = Off the Tee APR = Approach the Green ARG = Around the Green T2G = Tee to Green PUT = Putting TOT = Total Strokes Gained



## 2023 WM Phoenix Open Final Round Top Players



Course	Hole	1	2	3	4	5	6	7	8	9	Out	10	11	12	13	14	15	16	17	18	In	Total
TS TPC Scottsdale (Stadium)	Par	4	4	5	3	4	4	3	4	4	35	4	4	3	5	4	5	3	4	4	36	71

Cut		Player		Score		Strokes Gained Statistics																				
Course	Round	DD1	DD2	FH	GIR	SH	SS	PT	OTT	APR	ARG	T2G	PUT	TOT							OTT	APR	ARG	T2G	PUT	TOT
Cut		Ryan Moore		+1																						
TS	Round 1	291	278	10	11	0	0	28	0.487	1.186	-0.416	1.256	0.117	1.373							0.487	1.186	-0.416	1.256	0.117	1.373
TS	Round 2	282	261	6	11	0	0	27	-2.818	-0.373	-0.936	-4.127	2.695	-1.432							-2.818	-0.373	-0.936	-4.127	2.695	-1.432
TS	Round 1	4	4	④	3	⑤	4	④	4	4	36	4	4	3	④	4	5	3	⑤	③	35	71				
TS	Round 2	4	③	5	3	③	4	3	⑥	③	34	⑤	⑤	3	⑥	4	⑥	②	③	4	38	72	143			
Cut		David Lipsky		+1																						
TS	Round 1	306	289	5	10	4	1	31	0.043	0.034	0.116	0.192	-2.819	-2.627							0.043	0.034	0.116	0.192	-2.819	-2.627
TS	Round 2	310	298	9	13	2	1	29	1.264	2.034	0.360	3.658	-1.090	2.568							1.264	2.034	0.360	3.658	-1.090	2.568
TS	Round 1	4	⑤	5	3	⑤	4	3	4	⑤	38	4	4	3	5	⑤	5	3	4	4	37	75				
TS	Round 2	③	4	⑥	3	⑤	4	3	4	4	36	③	⑤	②	5	4	④	②	③	4	32	68	143			
Cut		Aaron Wise		+1																						
TS	Round 1	305	327	4	9	3	0	31	-0.507	0.651	-0.918	-0.775	0.148	-0.627							-0.507	0.651	-0.918	-0.775	0.148	-0.627
TS	Round 2	337	310	9	11	2	0	29	0.769	0.302	-0.258	0.813	-0.245	0.568							0.769	0.302	-0.258	0.813	-0.245	0.568
TS	Round 1	4	4	5	3	4	⑤	④	4	4	37	③	③	④	④	4	⑥	④	4	4	36	73				
TS	Round 2	4	③	5	3	4	⑤	3	4	⑤	36	4	4	3	③	4	5	3	③	⑤	34	70	143			
Cut		Luke List		+1																						
TS	Round 1	314	325	8	10	3	0	29	1.120	-1.391	-0.148	-0.420	-0.207	-0.627							1.120	-1.391	-0.148	-0.420	-0.207	-0.627
TS	Round 2	347	316	6	15	2	1	35	1.059	1.731	0.083	2.873	-2.305	0.568							1.059	1.731	0.083	2.873	-2.305	0.568
TS	Round 1	4	⑤	④	④	⑤	③	④	4	4	37	4	4	④	④	4	5	3	4	4	36	73				
TS	Round 2	4	4	④	3	4	4	3	4	4	34	4	4	3	5	⑤	5	④	③	③	36	70	143			

Strokes Gained Legend: OTT = Off the Tee   APR = Approach the Green   ARG = Around the Green   T2G = Tee to Green   PUT = Putting   TOT = Total Strokes Gained



## 2023 WM Phoenix Open Final Round Top Players



Course	Hole	1	2	3	4	5	6	7	8	9	Out	10	11	12	13	14	15	16	17	18	In	Total
TS TPC Scottsdale (Stadium)	Par	4	4	5	3	4	4	3	4	4	35	4	4	3	5	4	5	3	4	4	36	71

Cut Chris Kirk																							
Course		DD1	DD2	FH	GIR	SH	SS	PT		OTT	APR	ARG	T2G	PUT	TOT								
TS	Round 1	287	298	7	11	4	1	29		-0.234	-0.182	0.228	-0.189	0.562	0.373								
TS	Round 2	327	292	5	12	2	2	29		0.222	-1.600	1.328	-0.050	-0.382	-0.432								
TS	Round 1		5	4	4	3	5	3	4	4	5		36										
TS	Round 2		5	4	5	3	4	3	4	3	4		34										

Cut Andrew Putnam																							
Course		DD1	DD2	FH	GIR	SH	SS	PT		OTT	APR	ARG	T2G	PUT	TOT								
TS	Round 1	283	283	8	12	3	1	31		-0.095	0.536	-1.151	-0.711	0.084	-0.627								
TS	Round 2	288	257	6	13	1	1	29		-0.253	-0.384	0.010	-0.627	1.195	0.568								
TS	Round 1		4	4	5	3	5	3	4	4		36											
TS	Round 2		4	4	5	3	3	4	3	4	4		34										

Cut Alex Noren																							
Course		DD1	DD2	FH	GIR	SH	SS	PT		OTT	APR	ARG	T2G	PUT	TOT								
TS	Round 1	293	300	6	13	2	0	34		-0.803	-0.163	-0.984	-1.951	0.324	-1.627								
TS	Round 2	304	302	5	10	2	1	24		-1.534	1.958	0.061	0.485	1.083	1.568								
TS	Round 1		4	5	3	4	4	3	5	3		36											
TS	Round 2		4	4	5	4	3	3	3	5		34											

Cut Doug Ghim																							
Course		DD1	DD2	FH	GIR	SH	SS	PT		OTT	APR	ARG	T2G	PUT	TOT								
TS	Round 1	287	326	7	12	0	0	32		0.012	-0.440	1.459	1.030	-2.657	-1.627								
TS	Round 2	316	291	10	13	3	0	29		0.969	-1.567	-0.002	-0.600	2.168	1.568								
TS	Round 1		4	4	5	3	4	4	3	5	4		36										

Strokes Gained Legend: OTT = Off the Tee   APR = Approach the Green   ARG = Around the Green   T2G = Tee to Green   PUT = Putting   TOT = Total Strokes Gained



## 2023 WM Phoenix Open Final Round Top Players



Course	Hole	1	2	3	4	5	6	7	8	9	Out	10	11	12	13	14	15	16	17	18	In	Total	
TS TPC Scottsdale (Stadium)	Par	4	4	5	3	4	4	3	4	4	35	4	4	3	5	4	5	3	4	4	36	71	
TS	Round 2	③	4	5	②	4	4	②	4	⑤	33	4	⑤	②	④	⑤	5	3	4	4	36	69	143
<b>Cut Tommy Fleetwood</b>												Strokes Gained Statistics											
Course		DD1	DD2	FH	GIR	SH	SS	PT							OTT	APR	ARG	T2G	PUT	TOT			
TS	Round 1	355	295	7	11	1	1	30							-0.683	0.178	0.663	0.157	0.216	0.373			
TS	Round 2	346	286	8	10	3	1	27							-0.519	0.233	0.396	0.110	-0.542	-0.432			
TS	Round 1	4	4	5	3	③	4	3	4	4	34	③	4	3	⑥	⑤	5	3	4	⑤	38	72	
TS	Round 2	4	4	④	3	4	4	3	4	⑤	35	4	⑤	3	④	⑤	5	②	4	4	36	71	143
<b>Cut Garrick Higgo</b>												Strokes Gained Statistics											
Course		DD1	DD2	FH	GIR	SH	SS	PT							OTT	APR	ARG	T2G	PUT	TOT			
TS	Round 1	289	288	8	13	2	1	34							0.285	0.342	0.554	1.180	-1.807	-0.627			
TS	Round 2	315	281	7	10	1	0	29							0.763	0.300	1.019	2.082	-1.514	0.568			
TS	Round 1	4	4	④	3	4	⑤	3	4	4	35	4	⑤	④	5	4	④	3	4	⑤	38	73	
TS	Round 2	4	4	④	3	4	4	3	⑤	4	35	4	4	3	④	⑤	④	3	4	4	35	70	143
<b>Cut Patrick Cantlay</b>												Strokes Gained Statistics											
Course		DD1	DD2	FH	GIR	SH	SS	PT							OTT	APR	ARG	T2G	PUT	TOT			
TS	Round 1	321	315	7	11	1	0	29							0.594	-0.669	-1.700	-1.776	1.149	-0.627			
TS	Round 2	361	294	5	14	2	0	32							0.847	0.110	-0.158	0.799	-0.231	0.568			
TS	Round 1	4	③	5	3	⑤	4	3	4	4	35	4	4	④	④	⑤	5	④	4	4	38	73	
TS	Round 2	4	4	5	④	4	4	④	4	4	37	③	4	④	④	4	④	3	③	4	33	70	143
<b>Cut Tyler Duncan</b>												Strokes Gained Statistics											
Course		DD1	DD2	FH	GIR	SH	SS	PT							OTT	APR	ARG	T2G	PUT	TOT			
TS	Round 1	304	316	9	11	1	1	30							0.626	1.244	0.240	2.109	-1.736	0.373			
TS	Round 2	318	307	12	13	1	0	33							1.300	1.628	-0.519	2.409	-2.841	-0.432			

Strokes Gained Legend: OTT = Off the Tee   APR = Approach the Green   ARG = Around the Green   T2G = Tee to Green   PUT = Putting   TOT = Total Strokes Gained





## 2023 WM Phoenix Open Final Round Top Players



Course	Hole	1	2	3	4	5	6	7	8	9	Out	10	11	12	13	14	15	16	17	18	In	Total		
TS TPC Scottsdale (Stadium)	Par	4	4	5	3	4	4	3	4	4	35	4	4	3	5	4	5	3	4	4	36	71		
TS	Round 1	4	4	④	②	⑤	⑤	3	4	4	35	4	4	3	5	4	④	⑤	4	4	37	72		
TS	Round 2	4	4	5	④	4	4	3	4	⑤	37	③	4	3	5	4	5	3	③	4	34	71	143	
<b>Cut Richy Werenski</b>												Strokes Gained Statistics												
Course		DD1	DD2	FH	GIR	SH	SS	PT							OTT	APR	ARG	T2G	PUT	TOT				
TS	Round 1	312	327	10	8	3	2	26							1.543	-2.754	0.397	-0.815	2.188	1.373				
TS	Round 2	322	291	11	9	3	2	29							1.685	-1.057	-0.659	-0.031	-1.401	-1.432				
TS	Round 1		⑤	4	④	3	③	4	3	4	4	34	4	4	④	5	4	5	3	4	4	37	71	
TS	Round 2		⑤	4	5	3	4	4	④	4	4	37	4	③	3	④	⑤	④	3	⑤	4	35	72	143
<b>Cut Kramer Hickok</b>												Strokes Gained Statistics												
Course		DD1	DD2	FH	GIR	SH	SS	PT							OTT	APR	ARG	T2G	PUT	TOT				
TS	Round 1	300	333	12	11	2	1	30							0.609	-1.752	-0.067	-1.211	1.584	0.373				
TS	Round 2	307	286	7	13	3	1	32							-0.607	-0.402	0.204	-0.805	-0.627	-1.432				
TS	Round 1		⑤	4	5	3	③	⑥	④	4	4	38	4	4	3	5	③	5	3	③	4	34	72	
TS	Round 2		4	⑤	④	3	4	4	3	4	4	35	③	⑤	3	5	⑤	5	3	4	4	37	72	144
<b>Cut Brendan Steele</b>												Strokes Gained Statistics												
Course		DD1	DD2	FH	GIR	SH	SS	PT							OTT	APR	ARG	T2G	PUT	TOT				
TS	Round 1	300	315	6	14	1	0	32							1.164	2.182	-1.182	2.163	-0.790	1.373				
TS	Round 2	341	284	5	13	2	1	35							-0.581	0.731	-0.333	-0.183	-2.249	-2.432				
TS	Round 1		4	4	⑥	②	⑤	4	3	4	⑤	37	4	4	3	④	4	5	3	③	4	34	71	
TS	Round 2		4	4	⑥	3	⑤	4	3	⑤	⑤	39	③	4	④	④	4	5	3	③	4	34	73	144
<b>Cut Troy Merritt</b>												Strokes Gained Statistics												
Course		DD1	DD2	FH	GIR	SH	SS	PT							OTT	APR	ARG	T2G	PUT	TOT				
TS	Round 1	317	295	7	12	1	0	30							0.421	1.922	0.003	2.345	0.028	2.373				
TS	Round 2	313	291	6	10	3	0	31							-0.683	-0.978	-0.674	-2.335	-1.097	-3.432				

Strokes Gained Legend: OTT = Off the Tee   APR = Approach the Green   ARG = Around the Green   T2G = Tee to Green   PUT = Putting   TOT = Total Strokes Gained



## 2023 WM Phoenix Open Final Round Top Players



Course	Hole	1	2	3	4	5	6	7	8	9	Out	10	11	12	13	14	15	16	17	18	In	Total
TS TPC Scottsdale (Stadium)	Par	4	4	5	3	4	4	3	4	4	35	4	4	3	5	4	5	3	4	4	36	71

TS	Round 1	4	4	5	②	③	4	3	4	4	33	4	4	3	④	⑤	⑥	3	4	4	37	70	
TS	Round 2	4	4	5	④	4	③	3	4	4	35	⑤	⑤	④	5	4	⑥	②	③	⑤	39	74	144

### Cut Chez Reavie +2

Course	DD1	DD2	FH	GIR	SH	SS	PT	OTT	APR	ARG	T2G	PUT	TOT									
TS Round 1	276	295	3	10	3	2	29	-1.661	-0.088	-1.760	-3.510	1.883	-1.627									
TS Round 2	290	276	10	12	2	1	31	0.040	1.439	-0.121	1.358	-0.790	0.568									
TS Round 1	4	4	④	3	4	4	⑤	4	⑤	37	⑤	4	3	5	4	5	3	4	4	37	74	
TS Round 2	4	4	④	3	⑤	4	3	4	4	35	4	⑤	3	④	4	5	3	4	③	35	70	144

### Strokes Gained Statistics

### Cut Martin Laird +2

Course	DD1	DD2	FH	GIR	SH	SS	PT	OTT	APR	ARG	T2G	PUT	TOT									
TS Round 1	276	292	9	8	4	2	31	0.296	-1.414	0.741	-0.378	-2.249	-2.627									
TS Round 2	308	276	10	11	2	2	28	-0.536	1.792	-1.018	0.238	1.330	1.568									
TS Round 1	4	⑤	5	3	4	4	3	⑤	⑤	38	4	4	3	5	⑤	5	④	③	4	37	75	
TS Round 2	③	4	5	3	4	4	3	4	4	34	③	⑤	3	5	4	5	3	③	4	35	69	144

### Strokes Gained Statistics

### Cut Lee Hodges +2

Course	DD1	DD2	FH	GIR	SH	SS	PT	OTT	APR	ARG	T2G	PUT	TOT									
TS Round 1	265	323	8	11	1	1	31	0.122	0.606	0.639	1.366	-0.993	0.373									
TS Round 2	305	294	8	9	1	1	29	0.911	-2.376	0.884	-0.581	-0.851	-1.432									
TS Round 1	4	4	④	3	③	4	④	4	⑤	35	4	⑤	3	⑥	4	5	④	③	③	37	72	
TS Round 2	4	4	④	④	③	⑤	②	4	4	34	4	4	④	5	4	⑥	3	4	4	38	72	144

### Strokes Gained Statistics

### Cut Matt Wallace +2

Course	DD1	DD2	FH	GIR	SH	SS	PT	OTT	APR	ARG	T2G	PUT	TOT
TS Round 1	328	319	3	9	1	0	28	-0.742	-1.613	0.789	-1.567	0.940	-0.627

### Strokes Gained Statistics

Strokes Gained Legend: OTT = Off the Tee APR = Approach the Green ARG = Around the Green T2G = Tee to Green PUT = Putting TOT = Total Strokes Gained



2023 WM Phoenix Open  
Final Round Top Players



Course	Hole	1	2	3	4	5	6	7	8	9	Out	10	11	12	13	14	15	16	17	18	In	Total	
TS TPC Scottsdale (Stadium)	Par	4	4	5	3	4	4	3	4	4	35	4	4	3	5	4	5	3	4	4	36	71	
TS	Round 2	323	299	5	8	3	2	27				-1.713	-0.909	1.913	-0.709	0.277	-0.432						
TS	Round 1		4	4	5	3	5	5	4	4	38	4	3	3	5	4	5	3	4	4	35	73	
TS	Round 2		4	5	4	3	4	4	3	4	35	5	4	2	4	4	6	3	3	5	36	71	144
<b>Cut Ricky Barnes</b>																							
Course		DD1	DD2	FH	GIR	SH	SS	PT	Strokes Gained Statistics														
									OTT	APR	ARG	T2G	PUT	TOT									
TS	Round 1	313	302	2	8	2	1	27	-2.013	0.090	0.429	-1.495	0.868	-0.627									
TS	Round 2	349	313	4	11	4	1	29	-3.197	1.418	-0.187	-1.966	1.534	-0.432									
TS	Round 1		5	4	5	3	5	4	3	4	4	37	4	4	3	4	5	3	5	4	36	73	
TS	Round 2		4	5	3	3	4	3	5	4	34	3	5	4	5	3	7	3	4	3	37	71	144
<b>Cut Russell Knox</b>																							
Course		DD1	DD2	FH	GIR	SH	SS	PT	Strokes Gained Statistics														
									OTT	APR	ARG	T2G	PUT	TOT									
TS	Round 1	286	297	8	12	2	0	30	-1.688	2.714	0.119	1.144	-1.771	-0.627									
TS	Round 2	328	272	11	11	1	0	31	0.590	-0.352	-0.804	-0.566	-0.866	-1.432									
TS	Round 1		5	4	5	4	4	3	4	5	37	4	5	3	5	4	4	3	4	4	36	73	
TS	Round 2		4	5	6	3	3	4	4	5	39	4	3	3	4	4	4	3	4	4	33	72	145
<b>Cut Russell Henley</b>																							
Course		DD1	DD2	FH	GIR	SH	SS	PT	Strokes Gained Statistics														
									OTT	APR	ARG	T2G	PUT	TOT									
TS	Round 1	270	265	9	9	4	2	30	-0.744	-3.137	-0.441	-4.323	-1.304	-5.627									
TS	Round 2	310	290	10	12	1	0	27	0.949	0.531	0.597	2.077	1.491	3.568									
TS	Round 1		4	4	5	3	4	3	4	5	37	4	6	3	5	5	4	5	4	4	41	78	
TS	Round 2		4	4	4	3	4	4	3	4	35	3	5	2	4	3	4	3	4	4	32	67	145
<b>Cut Tom Hoge</b>																							
Course		DD1	DD2	FH	GIR	SH	SS	PT	Strokes Gained Statistics														
									OTT	APR	ARG	T2G	PUT	TOT									

Strokes Gained Legend: OTT = Off the Tee APR = Approach the Green ARG = Around the Green T2G = Tee to Green PUT = Putting TOT = Total Strokes Gained



## 2023 WM Phoenix Open Final Round Top Players



Course	Hole	1	2	3	4	5	6	7	8	9	Out	10	11	12	13	14	15	16	17	18	In	Total		
TS TPC Scottsdale (Stadium)	Par	4	4	5	3	4	4	3	4	4	35	4	4	3	5	4	5	3	4	4	36	71		
TS	Round 1	271	303	7	13	0	0	0	31			0.430	0.878	0.260	1.567	-0.194	1.373							
TS	Round 2	308	260	6	10	1	1	30				-2.789	1.953	0.825	-0.011	-3.421	-3.432							
TS	Round 1		4	4	④	3	4	4	3	4	4	34	4	4	3	5	⑤	5	3	4	4	37	71	
TS	Round 2		4	⑤	③	3	4	4	④	⑤	4	36	4	4	3	④	⑥	5	3	③	⑥	38	74	145
<b>Cut Matthias Schwab</b>		+3										Strokes Gained Statistics												
Course		DD1	DD2	FH	GIR	SH	SS	PT				OTT	APR	ARG	T2G	PUT	TOT							
TS	Round 1	301	341	6	7	1	0	27				-2.573	-0.056	1.121	-1.509	-0.118	-1.627							
TS	Round 2	320	293	9	12	0	0	30				0.878	-1.391	-0.655	-1.168	0.736	-0.432							
TS	Round 1		4	4	⑥	②	4	4	④	4	4	36	4	⑤	3	5	⑤	④	④	4	4	38	74	
TS	Round 2		4	4	④	3	4	4	②	⑤	4	34	⑤	4	④	5	4	5	②	4	4	37	71	145
<b>Cut Doc Redman</b>		+3										Strokes Gained Statistics												
Course		DD1	DD2	FH	GIR	SH	SS	PT				OTT	APR	ARG	T2G	PUT	TOT							
TS	Round 1	273	292	10	11	4	1	31				0.461	-0.428	-0.617	-0.585	-0.042	-0.627							
TS	Round 2	293	279	9	12	2	1	30				-0.486	-0.319	-0.893	-1.698	0.266	-1.432							
TS	Round 1		⑤	4	④	②	③	4	3	⑤	⑤	35	4	4	④	5	⑤	5	3	4	4	38	73	
TS	Round 2		4	4	④	④	③	4	3	4	4	34	4	⑤	3	⑥	4	5	3	4	4	38	72	145
<b>Cut Stephan Jaeger</b>		+3										Strokes Gained Statistics												
Course		DD1	DD2	FH	GIR	SH	SS	PT				OTT	APR	ARG	T2G	PUT	TOT							
TS	Round 1	306	309	5	10	1	1	32				-1.862	-1.660	0.617	-2.906	-0.721	-3.627							
TS	Round 2	335	309	6	13	3	1	29				0.485	0.892	1.494	2.871	-1.303	1.568							
TS	Round 1		4	4	5	④	4	4	④	4	③	36	4	⑤	3	5	4	⑥	3	4	⑥	40	76	
TS	Round 2		4	③	④	3	4	4	②	4	4	32	⑤	③	3	5	⑤	5	3	4	4	37	69	145

Strokes Gained Legend: OTT = Off the Tee   APR = Approach the Green   ARG = Around the Green   T2G = Tee to Green   PUT = Putting   TOT = Total Strokes Gained



## 2023 WM Phoenix Open Final Round Top Players



Course	Hole	1	2	3	4	5	6	7	8	9	Out	10	11	12	13	14	15	16	17	18	In	Total		
TS TPC Scottsdale (Stadium)	Par	4	4	5	3	4	4	3	4	4	35	4	4	3	5	4	5	3	4	4	36	71		
<hr/>																								
<b>Cut Collin Morikawa</b>		+3																						
Course		DD1	DD2	FH	GIR	SH	SS	PT	Strokes Gained Statistics															
									OTT	APR	ARG	T2G	PUT	TOT										
TS	Round 1	282	305	9	10	3	0	29	0.753	0.328	-1.191	-0.111	-0.516	-0.627										
TS	Round 2	321	308	8	9	0	0	29	-0.163	1.387	-0.898	0.326	-1.758	-1.432										
TS	Round 1		5	4	5	3	4	4	3	4	4	36	4	4	4	5	5	4	3	3	5	37	73	
TS	Round 2		4	4	5	4	4	4	3	4	4	36	3	4	3	6	4	4	4	4	4	36	72	145
<hr/>																								
<b>Cut Mackenzie Hughes</b>		+3																						
Course		DD1	DD2	FH	GIR	SH	SS	PT	Strokes Gained Statistics															
									OTT	APR	ARG	T2G	PUT	TOT										
TS	Round 1	272	345	9	13	1	1	33	0.834	-1.018	0.031	-0.154	-1.473	-1.627										
TS	Round 2	309	284	7	10	1	0	26	-0.068	-1.791	-0.847	-2.706	2.274	-0.432										
TS	Round 1		4	4	5	3	4	5	3	4	4	36	4	6	3	4	5	4	3	4	5	38	74	
TS	Round 2		3	5	5	4	4	5	3	4	4	37	4	4	4	4	4	3	3	4	4	34	71	145
<hr/>																								
<b>Cut Michael Thompson</b>		+4																						
Course		DD1	DD2	FH	GIR	SH	SS	PT	Strokes Gained Statistics															
									OTT	APR	ARG	T2G	PUT	TOT										
TS	Round 1	292	280	9	11	1	1	33	0.936	-0.796	-1.222	-1.083	-2.544	-3.627										
TS	Round 2	294	283	10	11	3	0	26	0.148	-1.764	-0.801	-2.417	2.985	0.568										
TS	Round 1		5	5	4	4	5	4	3	4	4	38	4	4	3	5	5	3	4	5	38	76		
TS	Round 2		3	5	4	2	4	3	3	4	3	31	4	5	5	5	4	5	3	3	5	39	70	146
<hr/>																								
<b>Cut Dalton Ward</b>		+4																						
Course		DD1	DD2	FH	GIR	SH	SS	PT	Strokes Gained Statistics															
									OTT	APR	ARG	T2G	PUT	TOT										
TS	Round 1	310	269	7	15	2	0	33	-0.409	1.369	-0.808	0.151	-0.778	-0.627										
TS	Round 2	303	295	9	14	1	0	33	0.480	0.700	-0.780	0.400	-2.832	-2.432										
TS	Round 1		5	6	4	3	3	3	4	4	4	36	4	4	3	4	4	5	4	5	4	37	73	
TS	Round 2		5	4	5	4	4	4	3	4	4	37	4	4	3	4	5	5	3	4	4	36	73	146

Strokes Gained Legend: OTT = Off the Tee APR = Approach the Green ARG = Around the Green T2G = Tee to Green PUT = Putting TOT = Total Strokes Gained



## 2023 WM Phoenix Open Final Round Top Players



Course	Hole	1	2	3	4	5	6	7	8	9	Out	10	11	12	13	14	15	16	17	18	In	Total
TS TPC Scottsdale (Stadium)	Par	4	4	5	3	4	4	3	4	4	35	4	4	3	5	4	5	3	4	4	36	71

### Cut Kevin Streelman +4

Course		DD1	DD2	FH	GIR	SH	SS	PT	Strokes Gained Statistics						TOT								
		OTT	APR	ARG	T2G	PUT							TOT										
TS	Round 1	287	286	8	11	2	1	32	0.136	-0.825	1.277	0.587	-2.214	-1.627									
TS	Round 2	317	292	9	11	2	0	30	-1.393	-0.225	-0.131	-1.749	0.317	-1.432									
TS	Round 1		5	5	3	4	5	4	3	4	38	4	4	4	5	4	5	2	4	4	36	74	
TS	Round 2		4	4	4	3	3	4	4	33	4	5	3	5	4	5	3	5	5	5	39	72	146

### Cut Taylor Montgomery +4

Course		DD1	DD2	FH	GIR	SH	SS	PT	Strokes Gained Statistics						TOT									
		OTT	APR	ARG	T2G	PUT							TOT											
TS	Round 1	287	303	6	7	2	1	29	-1.824	-1.684	-0.461	-3.970	1.343	-2.627										
TS	Round 2	356	312	5	12	0	0	30	-0.723	1.476	0.157	0.910	-1.342	-0.432										
TS	Round 1		4	4	5	2	4	4	3	5	4	35	5	6	4	4	5	6	3	3	4	40	75	
TS	Round 2		4	4	3	3	4	3	4	4	32	4	4	5	5	4	5	4	5	3	3	39	71	146

### Cut Robert Streb +4

Course		DD1	DD2	FH	GIR	SH	SS	PT	Strokes Gained Statistics						TOT									
		OTT	APR	ARG	T2G	PUT							TOT											
TS	Round 1	293	325	5	9	2	0	25	0.040	-1.645	2.477	0.871	0.502	1.373										
TS	Round 2	336	300	7	10	5	0	33	-0.792	-0.747	-0.302	-1.841	-2.591	-4.432										
TS	Round 1		5	3	4	3	4	4	3	4	33	4	4	3	4	5	5	5	4	4	38	71		
TS	Round 2		4	4	5	3	4	5	3	5	38	5	5	4	4	4	3	4	4	3	4	37	75	146

### Cut Peter Malnati +4

Course		DD1	DD2	FH	GIR	SH	SS	PT	Strokes Gained Statistics						TOT								
		OTT	APR	ARG	T2G	PUT							TOT										
TS	Round 1	274	306	4	10	1	1	29	-0.765	-1.460	0.419	-1.807	1.180	-0.627									
TS	Round 2	315	307	6	11	3	0	28	-1.358	-0.171	-1.400	-2.929	0.497	-2.432									
TS	Round 1		3	4	5	3	4	5	3	4	35	3	5	4	5	5	3	4	4	3	4	38	73

Strokes Gained Legend: OTT = Off the Tee APR = Approach the Green ARG = Around the Green T2G = Tee to Green PUT = Putting TOT = Total Strokes Gained





## 2023 WM Phoenix Open Final Round Top Players



Course	Hole	1	2	3	4	5	6	7	8	9	Out	10	11	12	13	14	15	16	17	18	In	Total
TS TPC Scottsdale (Stadium)	Par	4	4	5	3	4	4	3	4	4	35	4	4	3	5	4	5	3	4	4	36	71

TS	Round 2	4	③	④	④	4	4	3	⑤	⑤	36	4	⑤	3	④	4	5	②	4	⑥	37	73	146
----	---------	---	---	---	---	---	---	---	---	---	----	---	---	---	---	---	---	---	---	---	----	----	-----

**Cut Matthew NeSmith** +4

Course	DD1	DD2	FH	GIR	SH	SS	PT	Strokes Gained Statistics								
	OTT	APR	ARG	T2G	PUT	TOT										
TS Round 1	282	286	5	9	4	1	34	-1.382	-1.149	-2.058	-4.590	-2.037	-6.627			
TS Round 2	294	301	3	13	3	3	28	-1.179	1.363	1.171	1.355	2.213	3.568			

TS	Round 1	4	⑤	5	3	4	⑤	④	4	⑤	39	4	4	3	⑥	⑥	⑥	②	4	⑤	40	79	
TS	Round 2	4	③	5	3	③	4	3	4	4	33	4	4	3	④	4	5	3	③	4	34	67	146

**Cut Davis Riley** +5

Course	DD1	DD2	FH	GIR	SH	SS	PT	Strokes Gained Statistics								
	OTT	APR	ARG	T2G	PUT	TOT										
TS Round 1	305	318	6	9	1	0	30	0.224	0.491	-0.716	-0.002	-0.625	-0.627			
TS Round 2	336	289	6	7	3	1	28	-1.030	-1.702	-1.978	-4.710	1.278	-3.432			

TS	Round 1	⑤	⑤	④	3	4	4	3	⑤	⑤	38	③	⑤	3	④	4	④	3	⑤	4	35	73	
TS	Round 2	4	4	⑥	②	4	4	3	4	4	35	4	⑤	④	④	⑤	5	3	⑤	4	39	74	147

**Cut Patton Kizzire** +5

Course	DD1	DD2	FH	GIR	SH	SS	PT	Strokes Gained Statistics								
	OTT	APR	ARG	T2G	PUT	TOT										
TS Round 1	300	309	8	11	2	1	31	0.680	-0.048	0.520	1.151	0.222	1.373			
TS Round 2	314	282	6	12	2	1	33	-1.919	-0.536	-0.762	-3.217	-2.215	-5.432			

TS	Round 1	4	4	④	④	4	4	④	4	4	36	4	4	3	5	4	④	3	4	4	35	71	
TS	Round 2	4	4	④	3	⑤	4	3	4	⑤	36	4	4	3	5	⑤	④	④	4	⑦	40	76	147

**Cut J.J. Spaun** +5

Course	DD1	DD2	FH	GIR	SH	SS	PT	Strokes Gained Statistics								
	OTT	APR	ARG	T2G	PUT	TOT										
TS Round 1	293	297	5	8	4	0	31	-0.606	-1.911	-2.082	-4.600	-1.027	-5.627			
TS Round 2	332	296	10	14	1	1	31	1.724	0.277	-0.429	1.572	-0.004	1.568			

Strokes Gained Legend: OTT = Off the Tee APR = Approach the Green ARG = Around the Green T2G = Tee to Green PUT = Putting TOT = Total Strokes Gained





## 2023 WM Phoenix Open Final Round Top Players



Course	Hole	1	2	3	4	5	6	7	8	9	Out	10	11	12	13	14	15	16	17	18	In	Total	
TS TPC Scottsdale (Stadium)	Par	4	4	5	3	4	4	3	4	4	35	4	4	3	5	4	5	3	4	4	36	71	
TS	Round 1	5	5	5	3	4	4	3	4	5	38	4	5	5	5	5	5	4	3	4	40	78	
TS	Round 2	4	4	5	3	4	4	3	4	5	36	5	4	3	4	4	4	3	3	3	33	69	147
<b>Cut Adam Svensson</b>												Strokes Gained Statistics											
Course		DD1	DD2	FH	GIR	SH	SS	PT							OTT	APR	ARG	T2G	PUT	TOT			
TS	Round 1	286	298	4	5	3	2	27							-2.267	-1.173	1.049	-2.392	-0.235	-2.627			
TS	Round 2	316	281	7	13	1	1	33							-0.684	1.162	-0.864	-0.386	-1.046	-1.432			
TS	Round 1		4	4	6	3	3	4	5	36	4	5	3	5	4	5	3	5	5	39	75		
TS	Round 2		6	4	4	3	4	4	3	6	3	5	4	4	4	4	3	4	4	35	72	147	
<b>Cut J.T. Poston</b>												Strokes Gained Statistics											
Course		DD1	DD2	FH	GIR	SH	SS	PT							OTT	APR	ARG	T2G	PUT	TOT			
TS	Round 1	305	303	7	9	2	1	32							-0.018	-1.802	-0.514	-2.335	-2.292	-4.627			
TS	Round 2	329	310	6	12	2	1	27							0.634	-0.691	-0.260	-0.317	0.885	0.568			
TS	Round 1		4	5	5	3	4	5	4	5	4	4	5	4	5	4	4	4	4	38	77		
TS	Round 2		3	5	4	3	4	4	3	4	4	5	4	4	3	5	3	3	5	36	70	147	
<b>Cut Davis Thompson</b>												Strokes Gained Statistics											
Course		DD1	DD2	FH	GIR	SH	SS	PT							OTT	APR	ARG	T2G	PUT	TOT			
TS	Round 1	313	321	9	7	3	2	27							1.762	-3.266	0.804	-0.701	-0.926	-1.627			
TS	Round 2	362	285	6	12	1	0	31							-0.517	0.150	-1.083	-1.450	-0.982	-2.432			
TS	Round 1		4	5	5	3	4	4	4	4	5	4	4	3	4	4	5	4	4	36	74		
TS	Round 2		4	4	4	3	6	4	3	4	4	4	5	4	4	4	3	4	5	37	73	147	
<b>Cut Rory Sabbatini</b>												Strokes Gained Statistics											
Course		DD1	DD2	FH	GIR	SH	SS	PT							OTT	APR	ARG	T2G	PUT	TOT			
TS	Round 1	262	297	7	7	0	0	32							-0.294	-1.552	-1.512	-3.359	-2.268	-5.627			
TS	Round 2	310	261	9	13	2	0	30							0.751	1.290	0.630	2.671	-1.103	1.568			

Strokes Gained Legend: OTT = Off the Tee   APR = Approach the Green   ARG = Around the Green   T2G = Tee to Green   PUT = Putting   TOT = Total Strokes Gained





## 2023 WM Phoenix Open Final Round Top Players



Course	Hole	1	2	3	4	5	6	7	8	9	Out	10	11	12	13	14	15	16	17	18	In	Total
TS TPC Scottsdale (Stadium)	Par	4	4	5	3	4	4	3	4	4	35	4	4	3	5	4	5	3	4	4	36	71

TS	Round 1	4	4	5	4	4	4	3	6	4	38	4	5	4	5	4	6	4	4	4	40	78	
TS	Round 2	4	4	4	3	4	4	3	4	5	35	4	4	2	5	4	4	3	4	4	34	69	147

**Cut** **Brendon Todd** +5

Course	DD1	DD2	FH	GIR	SH	SS	PT	OTT	APR	ARG	T2G	PUT	TOT									
TS Round 1	277	313	7	11	2	0	32	-0.501	-0.054	-1.519	-2.075	-0.552	-2.627									
TS Round 2	300	292	14	12	0	0	31	0.987	-1.518	0.066	-0.465	-0.967	-1.432									
TS Round 1	5	4	5	4	4	4	3	4	6	39	4	4	3	5	4	5	3	5	3	36	75	
TS Round 2	4	4	5	4	5	4	2	4	5	37	4	4	3	4	4	5	3	4	4	35	72	147

Strokes Gained Statistics

**Cut** **Denny McCarthy** +5

Course	DD1	DD2	FH	GIR	SH	SS	PT	OTT	APR	ARG	T2G	PUT	TOT								
TS Round 1	288	309	8	11	1	0	32	0.993	-0.575	-2.092	-1.675	-0.952	-2.627								
TS Round 2	286	290	9	10	3	0	30	-1.643	0.130	0.965	-0.548	-0.884	-1.432								
TS Round 1	5	5	5	3	4	4	3	4	3	36	4	4	3	5	5	4	4	5	39	75	
TS Round 2	4	3	4	3	4	3	4	4	32	3	6	4	6	4	4	3	5	5	40	72	147

Strokes Gained Statistics

**Cut** **Max McGreevy** +6

Course	DD1	DD2	FH	GIR	SH	SS	PT	OTT	APR	ARG	T2G	PUT	TOT									
TS Round 1	297	296	6	12	1	1	31	-0.975	3.140	-0.207	1.957	-0.584	1.373									
TS Round 2	300	270	9	6	4	3	28	-0.453	-3.072	-2.538	-6.063	-0.369	-6.432									
TS Round 1	5	4	3	3	4	4	3	4	5	35	4	5	3	4	4	36	71					
TS Round 2	4	4	5	3	4	5	3	5	4	37	6	6	4	5	4	5	3	3	4	40	77	148

Strokes Gained Statistics

**Cut** **Austin Smotherman** +6

Course	DD1	DD2	FH	GIR	SH	SS	PT	OTT	APR	ARG	T2G	PUT	TOT
TS Round 1	296	328	9	8	4	1	31	1.215	-0.544	-1.367	-0.697	-1.930	-2.627

Strokes Gained Statistics

Strokes Gained Legend: OTT = Off the Tee APR = Approach the Green ARG = Around the Green T2G = Tee to Green PUT = Putting TOT = Total Strokes Gained





## 2023 WM Phoenix Open Final Round Top Players



Course	Hole	1	2	3	4	5	6	7	8	9	Out	10	11	12	13	14	15	16	17	18	In	Total	
TS TPC Scottsdale (Stadium)	Par	4	4	5	3	4	4	3	4	4	35	4	4	3	5	4	5	3	4	4	36	71	
TS	Round 2	328	294	8	10	1	1	33				1.054	-0.067	-1.371	-0.384	-2.048	-2.432						
TS	Round 1		4	4	④	3	⑤	⑤	④	4	4	⑤	⑤	3	④	4	5	3	4	⑤	③	③	75
TS	Round 2		4	⑤	④	④	4	4	3	4	⑤	④	④	3	④	4	⑥	3	4	4	③	③	73
<b>Cut Emiliano Grillo</b>		+6																					
Course		DD1	DD2	FH	GIR	SH	SS	PT	Strokes Gained Statistics						OTT	APR	ARG	T2G	PUT	TOT			
TS	Round 1	288	310	4	8	1	0	30	-1.011	-0.916	-0.719	-2.647	-0.980	-3.627									
TS	Round 2	332	265	9	11	3	2	31	0.563	-0.460	-0.744	-0.641	-0.791	-1.432									
TS	Round 1		⑤	4	5	②	4	⑤	⑤	⑤	③	④	⑤	②	5	⑤	⑥	3	4	4	③	③	76
TS	Round 2		4	4	④	3	4	4	3	⑥	4	④	⑤	④	④	⑤	④	3	③	4	③	③	72
<b>Cut Chad Ramey</b>		+6																					
Course		DD1	DD2	FH	GIR	SH	SS	PT	Strokes Gained Statistics						OTT	APR	ARG	T2G	PUT	TOT			
TS	Round 1	280	276	6	7	2	1	31	-2.367	-1.476	0.111	-3.733	-1.894	-5.627									
TS	Round 2	301	296	9	12	2	1	27	1.073	-2.504	-0.986	-2.417	2.985	0.568									
TS	Round 1		4	⑤	④	④	4	4	3	4	4	④	⑥	3	⑥	⑤	⑥	3	4	⑤	③	③	78
TS	Round 2		③	③	⑥	3	③	⑤	3	4	4	③	④	3	5	⑤	5	3	③	⑤	③	③	70
<b>Cut Callum Tarren</b>		+6																					
Course		DD1	DD2	FH	GIR	SH	SS	PT	Strokes Gained Statistics						OTT	APR	ARG	T2G	PUT	TOT			
TS	Round 1	310	320	5	10	4	3	30	-1.826	0.396	-0.417	-1.848	1.221	-0.627									
TS	Round 2	317	291	7	8	0	0	28	0.618	-1.898	-0.426	-1.706	-2.726	-4.432									
TS	Round 1		4	⑤	④	3	4	⑤	3	③	③	④	⑤	④	5	4	5	3	4	⑤	③	③	73
TS	Round 2		4	4	5	3	4	4	3	⑤	4	⑤	④	4	④	⑥	⑥	3	4	⑤	③	③	75
<b>Cut Mark Hubbard</b>		+7																					
Course		DD1	DD2	FH	GIR	SH	SS	PT	Strokes Gained Statistics						OTT	APR	ARG	T2G	PUT	TOT			

Strokes Gained Legend: OTT = Off the Tee APR = Approach the Green ARG = Around the Green T2G = Tee to Green PUT = Putting TOT = Total Strokes Gained



## 2023 WM Phoenix Open Final Round Top Players



Course	Hole	1	2	3	4	5	6	7	8	9	Out	10	11	12	13	14	15	16	17	18	In	Total		
TS TPC Scottsdale (Stadium)	Par	4	4	5	3	4	4	3	4	4	35	4	4	3	5	4	5	3	4	4	36	71		
TS	Round 1	293	300	8	6	1	1	27				0.456	-1.628	-0.523	-1.696	0.069	-1.627							
TS	Round 2	316	278	7	7	2	0	29				-0.830	-0.859	-0.354	-2.043	-2.389	-4.432							
TS	Round 1		5	4	5	3	4	4	3	5	5	38	4	4	3	4	5	4	3	4	5	36	74	
TS	Round 2		4	5	5	3	5	5	4	4	5	40	3	5	3	4	6	2	3	4		35	75	149
<b>Cut Christiaan Bezuidenhout</b>		+7																						
Course		DD1	DD2	FH	GIR	SH	SS	PT	Strokes Gained Statistics						OTT	APR	ARG	T2G	PUT	TOT				
TS	Round 1	296	311	6	8	2	1	30	-0.497	-0.585	-1.211	-2.294	-1.333	-3.627										
TS	Round 2	254	294	10	11	3	1	30	-0.311	-1.619	1.208	-0.722	-1.710	-2.432										
TS	Round 1		4	4	5	3	3	5	4	4	5	37	4	5	3	4	5	5	5	4	39	76		
TS	Round 2		4	4	5	3	4	5	2	5	4	36	4	4	4	5	4	6	3	4	3	37	73	149
<b>Cut J.B. Holmes</b>		+7																						
Course		DD1	DD2	FH	GIR	SH	SS	PT	Strokes Gained Statistics						OTT	APR	ARG	T2G	PUT	TOT				
TS	Round 1	313	314	7	11	2	0	31	1.001	-0.829	-1.289	-1.118	-0.509	-1.627										
TS	Round 2	328	301	5	11	2	0	33	-1.860	0.794	-1.572	-2.638	-1.794	-4.432										
TS	Round 1		4	4	5	2	4	4	4	5	4	36	4	4	3	5	4	5	5	3	5	38	74	
TS	Round 2		4	4	5	3	5	3	3	4	4	35	5	4	3	6	5	5	4	4	4	40	75	149
<b>Cut Brian Gay</b>		+7																						
Course		DD1	DD2	FH	GIR	SH	SS	PT	Strokes Gained Statistics						OTT	APR	ARG	T2G	PUT	TOT				
TS	Round 1	302	317	8	8	2	0	29	-0.269	-2.589	-0.614	-3.473	-0.154	-3.627										
TS	Round 2	316	280	7	10	2	2	29	-1.593	-2.525	1.470	-2.648	0.216	-2.432										
TS	Round 1		6	4	5	4	5	5	3	5	4	41	4	5	3	4	3	4	3	3	6	35	76	
TS	Round 2		4	5	5	2	4	4	3	5	4	36	4	5	3	4	4	6	3	4	4	37	73	149

Strokes Gained Legend: OTT = Off the Tee   APR = Approach the Green   ARG = Around the Green   T2G = Tee to Green   PUT = Putting   TOT = Total Strokes Gained



## 2023 WM Phoenix Open Final Round Top Players



Course	Hole	1	2	3	4	5	6	7	8	9	Out	10	11	12	13	14	15	16	17	18	In	Total	
TS TPC Scottsdale (Stadium)	Par	4	4	5	3	4	4	3	4	4	35	4	4	3	5	4	5	3	4	4	36	71	
<hr/>																							
<b>Cut Brett White</b>																							
												Strokes Gained Statistics											
Course		DD1	DD2	FH	GIR	SH	SS	PT							OTT	APR	ARG	T2G	PUT	TOT			
TS	Round 1	315	299	4	9	1	0	28							-0.173	-1.169	-0.764	-2.107	-0.520	-2.627			
TS	Round 2	349	318	6	7	0	0	28							0.508	-2.148	-1.446	-3.086	-0.346	-3.432			
TS	Round 1		4	6	5	4	4	4	3	4	5	39	4	4	3	6	5	4	3	4	36	75	
TS	Round 2		5	3	5	4	4	4	3	4	5	37	4	4	3	6	3	5	4	4	37	74	
<hr/>																							
<b>Cut Nick Watney</b>																							
												Strokes Gained Statistics											
Course		DD1	DD2	FH	GIR	SH	SS	PT							OTT	APR	ARG	T2G	PUT	TOT			
TS	Round 1	303	324	4	6	1	0	25							-2.568	-2.190	0.437	-4.322	1.695	-2.627			
TS	Round 2	360	280	4	11	2	2	30							-5.176	1.105	0.144	-3.927	0.495	-3.432			
TS	Round 1		5	6	5	4	4	5	3	5	4	41	3	4	3	5	4	4	3	5	3	34	75
TS	Round 2		6	4	5	4	3	4	3	4	5	38	4	5	3	4	6	3	3	4	36	74	
<hr/>																							
<b>Cut Kevin Kisner</b>																							
												Strokes Gained Statistics											
Course		DD1	DD2	FH	GIR	SH	SS	PT							OTT	APR	ARG	T2G	PUT	TOT			
TS	Round 1	282	298	8	8	1	0	28							-0.285	-1.177	0.069	-1.394	-0.233	-1.627			
TS	Round 2	309	280	3	9	3	0	31							-4.103	1.658	-1.531	-3.976	-1.456	-5.432			
TS	Round 1		5	5	7	4	3	4	3	4	3	38	4	5	3	4	5	5	2	4	4	36	74
TS	Round 2		4	5	4	3	3	5	4	5	4	37	4	4	3	4	6	5	4	5	39	76	
<hr/>																							
<b>Cut Andre Metzger</b>																							
												Strokes Gained Statistics											
Course		DD1	DD2	FH	GIR	SH	SS	PT							OTT	APR	ARG	T2G	PUT	TOT			
TS	Round 1	304	294	8	10	1	0	34							0.446	-0.082	-0.856	-0.493	-4.134	-4.627			
TS	Round 2	314	293	10	9	1	0	28							0.398	0.004	-0.519	-0.117	-2.315	-2.432			
TS	Round 1		4	4	6	3	4	4	4	5	5	39	3	4	3	5	4	6	4	4	5	38	77
TS	Round 2		4	4	4	3	4	3	5	3	3	33	4	4	5	5	5	3	4	5	40	73	

Strokes Gained Legend: OTT = Off the Tee   APR = Approach the Green   ARG = Around the Green   T2G = Tee to Green   PUT = Putting   TOT = Total Strokes Gained



## 2023 WM Phoenix Open Final Round Top Players



Course	Hole	1	2	3	4	5	6	7	8	9	Out	10	11	12	13	14	15	16	17	18	In	Total
TS TPC Scottsdale (Stadium)	Par	4	4	5	3	4	4	3	4	4	35	4	4	3	5	4	5	3	4	4	36	71

### Cut Shane Lowry +9

Course		DD1	DD2	FH	GIR	SH	SS	PT	Strokes Gained Statistics						TOT								
		OTT	APR	ARG	T2G	PUT							TOT										
TS	Round 1	286	318	7	11	2	1	31	-0.622	-0.565	0.489	-0.699	-1.928	-2.627									
TS	Round 2	315	295	5	10	0	0	31	-0.557	-1.537	-2.093	-4.187	-1.245	-5.432									
TS	Round 1		4	4	5	4	4	3	4	5	37	4	5	3	5	4	4	3	5	5	38	75	
TS	Round 2		4	4	5	4	5	5	3	5	40	4	4	4	4	5	3	3	5	5	36	76	151

### Cut Andrew Landry +9

Course		DD1	DD2	FH	GIR	SH	SS	PT	Strokes Gained Statistics						TOT								
		OTT	APR	ARG	T2G	PUT							TOT										
TS	Round 1	287	287	6	8	3	3	27	-0.078	-2.066	0.377	-1.768	2.141	0.373									
TS	Round 2	289	290	8	9	3	0	32	0.393	-2.172	-3.516	-5.295	-3.137	-8.432									
TS	Round 1		4	4	5	3	4	3	4	5	35	4	4	3	4	6	3	4	5	37	72		
TS	Round 2		5	4	6	4	4	6	5	4	43	4	4	4	4	5	5	3	3	4	36	79	151

### Cut Harris English +9

Course		DD1	DD2	FH	GIR	SH	SS	PT	Strokes Gained Statistics						TOT								
		OTT	APR	ARG	T2G	PUT							TOT										
TS	Round 1	297	315	3	8	6	2	24	-1.345	-2.072	2.472	-0.946	1.319	0.373									
TS	Round 2	292	316	5	8	3	0	32	-4.971	-1.483	-1.961	-8.415	-0.017	-8.432									
TS	Round 1		4	4	4	4	4	3	4	4	35	4	5	3	5	4	3	5	4	37	72		
TS	Round 2		4	4	4	3	4	4	3	4	34	4	7	4	6	5	7	3	4	5	45	79	151

### Cut Francesco Molinari +10

Course		DD1	DD2	FH	GIR	SH	SS	PT	Strokes Gained Statistics						TOT								
		OTT	APR	ARG	T2G	PUT							TOT										
TS	Round 1	285	333	9	10	2	0	31	0.979	-1.191	-0.389	-0.602	-2.025	-2.627									
TS	Round 2	311	301	9	8	2	1	31	-1.648	-1.704	-1.083	-4.435	-1.997	-6.432									
TS	Round 1		4	4	5	4	3	4	5	5	38	5	4	3	5	4	5	3	4	4	37	75	

Strokes Gained Legend: OTT = Off the Tee APR = Approach the Green ARG = Around the Green T2G = Tee to Green PUT = Putting TOT = Total Strokes Gained





## 2023 WM Phoenix Open Final Round Top Players



Course	Hole	1	2	3	4	5	6	7	8	9	Out	10	11	12	13	14	15	16	17	18	In	Total	
TS TPC Scottsdale (Stadium)	Par	4	4	5	3	4	4	3	4	4	35	4	4	3	5	4	5	3	4	4	36	71	
TS	Round 2	4	4	6	4	4	4	3	5	4	38	4	5	3	5	4	6	3	3	6	39	77	152
<b>Cut Jimmy Walker</b>		+11																					
Course		DD1	DD2	FH	GIR	SH	SS	PT	Strokes Gained Statistics						OTT	APR	ARG	T2G	PUT	TOT			
TS	Round 1	318	293	5	7	2	1	31	-3.216	-2.085	-1.538	-6.840	-0.787	-7.627									
TS	Round 2	324	290	5	8	2	2	28	-0.168	-3.178	0.901	-2.445	0.013	-2.432									
TS	Round 1	5	5	5	3	4	5	3	4	4	38	4	5	3	5	4	7	4	4	6	42	80	
TS	Round 2	4	4	4	4	4	5	3	5	4	37	4	4	4	5	4	4	3	4	4	36	73	153
<b>Cut Michael Hopper</b>		+12																					
Course		DD1	DD2	FH	GIR	SH	SS	PT	Strokes Gained Statistics						OTT	APR	ARG	T2G	PUT	TOT			
TS	Round 1	280	288	9	10	2	0	33	-0.108	-1.376	-0.861	-2.346	-1.281	-3.627									
TS	Round 2	308	286	4	7	6	2	30	-2.477	-3.174	-0.734	-6.385	-1.047	-7.432									
TS	Round 1	4	4	5	3	5	5	3	4	4	37	4	4	4	5	4	5	3	5	5	39	76	
TS	Round 2	4	4	5	4	5	4	4	5	4	39	5	5	3	5	5	3	4	4	39	78	154	
<b>Cut Ryan Brehm</b>		+12																					
Course		DD1	DD2	FH	GIR	SH	SS	PT	Strokes Gained Statistics						OTT	APR	ARG	T2G	PUT	TOT			
TS	Round 1	308	283	4	10	2	1	30	-0.103	-2.710	-0.835	-3.649	0.022	-3.627									
TS	Round 2	333	291	1	6	3	1	30	-4.146	-1.448	-1.612	-7.206	-0.226	-7.432									
TS	Round 1	4	4	5	3	5	4	3	4	4	36	4	4	6	6	4	5	3	4	4	40	76	
TS	Round 2	4	5	5	2	5	5	3	5	4	38	4	5	3	4	5	6	3	5	5	40	78	154
<b>Cut Cameron Champ</b>		+12																					
Course		DD1	DD2	FH	GIR	SH	SS	PT	Strokes Gained Statistics						OTT	APR	ARG	T2G	PUT	TOT			
TS	Round 1	384	306	8	9	2	1	30	-2.739	-1.827	-2.427	-6.994	1.367	-5.627									
TS	Round 2	339	353	8	8	2	1	30	-2.150	-2.118	-0.409	-4.677	-0.755	-5.432									

Strokes Gained Legend: OTT = Off the Tee   APR = Approach the Green   ARG = Around the Green   T2G = Tee to Green   PUT = Putting   TOT = Total Strokes Gained



## 2023 WM Phoenix Open Final Round Top Players



Course	Hole	1	2	3	4	5	6	7	8	9	Out	10	11	12	13	14	15	16	17	18	In	Total		
TS TPC Scottsdale (Stadium)	Par	4	4	5	3	4	4	3	4	4	35	4	4	3	5	4	5	3	4	4	36	71		
TS	Round 1	5	5	5	3	4	4	3	4	3	36	4	5	3	6	7	7	3	4	3	42	78		
TS	Round 2	5	5	5	3	5	3	3	3	4	36	4	6	4	5	4	6	3	4	4	40	76	154	
<b>WD Scott Piercy</b>		+4																						
Course		DD1	DD2	FH	GIR	SH	SS	PT	Strokes Gained Statistics															
TS	Round 1	345	293	8	9	3	2	27	OTT	APR	ARG	T2G	PUT	TOT										
TS	Round 1		4	4	5	2	4	4	4	5	4	4	5	2	4	5					37	73	73	
<b>WD Maverick McNealy</b>		+6																						
Course		DD1	DD2	FH	GIR	SH	SS	PT	Strokes Gained Statistics															
TS	Round 1	336	318	5	9	3	0	30	OTT	APR	ARG	T2G	PUT	TOT										
TS	Round 1		4	4	5	4	3	4	3	5	5	5	7	3	4	3					39	76	76	

Strokes Gained Legend: OTT = Off the Tee   APR = Approach the Green   ARG = Around the Green   T2G = Tee to Green   PUT = Putting   TOT = Total Strokes Gained



**2024 WM PHOENIX OPEN MEDIA GUIDE**

**SECTION 5:  
TOP-10 FINISHES BY PLAYER SINCE 1987**





**TOP-10 FINISHES BY PLAYER 1987-2023**  
*(When the Phoenix Open Moved to the TPC Scottsdale)*

<b>Player</b>	<b>Top 10s</b>	<b>Years (Finishes)</b>
<b>John Adams</b>	1	1995 (T7)
<b>Fulton Allem</b>	1	1997 (T7)
<b>Michael Allen</b>	1	1993 (T3)
<b>Robert Allenby</b>	2	2010 (T8), 2000 (T2)
<b>Byeong Hun An</b>	2	2020 (T9), 2017 (6)
<b>Billy Andrade</b>	1	1998 (T6)
<b>Stuart Appleby</b>	1	2008 (T4)
<b>Tommy Armour III</b>	2	1998 (T2), 1990 (1)
<b>Woody Austin</b>	1	1996 (T6)
<b>Paul Azinger</b>	3	1990 (T8), 1989 (T3), 1987 (1)
<b>Aaron Baddeley</b>	1	2007 (1)
<b>Dave Barr</b>	1	1990 (T10)
<b>Chip Beck</b>	2	1989 (2), 1988 (T9)
<b>Daniel Berger</b>	3	2020 (T9), 2017 (T7), 2015 (T10)
<b>Jay Don Blake</b>	1	1991 (T5)
<b>Billy Ray Brown</b>	1	1990 (T3)
<b>Ken Brown</b>	1	1988 (T5)
<b>Bart Bryant</b>	1	2007 (4)
<b>Clark Burroughs</b>	1	1990 (T10)
<b>Jonathan Byrd</b>	1	2006 (T7)
<b>Curt Byrum</b>	1	1996 (T6)
<b>Mark Calcavecchia</b>	9	2005 (T9), 2001 (1), 2000 (T7), 1997 (T4), 1996 (T4), 1995 (T7), 1992 (1), 1989 (1), 1987 (T3)
<b>Patrick Cantlay</b>	1	2022 (2)
<b>Alex Cejka</b>	1	2003 (T7)
<b>Jim Carter</b>	2	1989 (1), 1987 (T3)
<b>T.C. Chen</b>	1	1988 (T9)
<b>Stewart Cink</b>	3	2001 (T9), 2000 (T10), 1999 (T10)

<b>Bobby Clampett</b>	1	1987 (T6)
<b>Wyndham Clark</b>	1	2023 (T10)
<b>Keith Clearwater</b>	1	1993 (T37)
<b>Chris Couch</b>	2	2011 (T8), 2010 (T4)
<b>Fred Couples</b>	2	1990 (T3), 1988 (2)
<b>Ben Crane</b>	2	2012 (2), 2008 (T4)
<b>Ben Crenshaw</b>	1	1995 (3), 1979 (1)
<b>Jason Day</b>	1	2023 (5)
<b>John Daly</b>	2	2002 (T4), 2001 (T9)
<b>Glen Day</b>	1	1998 (T6)
<b>Sam Burns</b>	1	2023 (T6)
<b>Brendon de Jonge</b>	1	2013 (T6)
<b>Bryson DeChambeau</b>	1	2018 (T5)
<b>Graham DeLaet</b>	3	2017 (T9), 2015 (T7), 2014 (T2)
<b>Jay Delsing</b>	2	1992 (T4), 1990 (T8)
<b>Chris DiMarco</b>	3	2004 (2), 2002 (1), 2001 (T5)
<b>Jason Dufner</b>	2	2012 (T8), 2011 (2)
<b>Joe Durant</b>	1	2003 (T7)
<b>Steve Elkington</b>	2	2008 (T4), 1989 (T7)
<b>Harris English</b>	2	2016, (3), 2014 (9)
<b>Bob Estes</b>	1	1994 (2)
<b>Matt Every</b>	2	2013 (T9), 2010 (T8)
<b>Rick Fehr</b>	2	1997 (T4), 1994 (T6)
<b>Tony Finau</b>	1	2020 (2),
<b>Matt Fitzpatrick</b>	1	2022 (T10)
<b>Ed Fiori</b>	1	1992 (T7)
<b>Steve Flesch</b>	3	2005 (T4), 2004 (T3), 2000 (T7)
<b>Dan Forsman</b>	1	1997 (T6)
<b>Rickie Fowler</b>	5	2023 (T10), 2019 (1), 2017 (T4), 2016 (2), 2010 (2)
<b>Harrison Frazar</b>	2	2003 (T3), 1999 (T6)
<b>David Frost</b>	1	1988 (3)
<b>Edward Fryatt</b>	1	2000 (T7)
<b>Fred Funk</b>	2	2001 (T9), 1994 (T8)
<b>Jim Furyk</b>	1	1999 (T6)
<b>Tommy Gainey</b>	1	2011 (T8)
<b>Sergio Garcia</b>	1	2004 (T9)
<b>Robert Gamez</b>	1	2003 (T3)
<b>Brian Gay</b>	2	2018 (T9), 2009 (T6)
<b>Brent Geiberger</b>	2	2002 (T8), 1998 (T2)
<b>Bill Glasson</b>	3	1999(5), 1994(1), 1989 (T3)
<b>Brandon Grace</b>	2	2020 (T9), 2019(2)
<b>Ken Green</b>	1	1988 (T5)

<b>Mathew Goggin</b>	1	2010 (T4)
<b>Retief Goosen</b>	2	2004 (T9), 2003 (T3)
<b>Bill Haas</b>	2	2013 (T6), 2008 (T9)
<b>Chesson Hadley</b>	1	2018 (T5)
<b>Adam Hadwin</b>	1	2023 (T10)
<b>James Hahn</b>	1	2021(10)
<b>Gary Hallberg</b>	1	1992 (T7)
<b>Dudley Hart</b>	2	1999 (T10)
<b>Tyrrell Hatton</b>	1	2023 (T6)
<b>Padraig Harrington</b>	1	2013 (T9)
<b>J.P. Hayes</b>	1	1999 (T10)
<b>J.J. Henry</b>	1	2006 (T2)
<b>Tim Herron</b>	1	2005 (T4)
<b>Scott Hoch</b>	2	1994 (T8), 1989 (T3)
<b>Max Homa</b>	1	2020 (6)
<b>Charley Hoffman</b>	1	2009 (2)
<b>J.B. Holmes</b>	4	2016 (T6), 2011 (T5), 2008 (1), 2006 (1)
<b>Billy Horschel</b>	2	2022 (T6), 2020 (T9)
<b>Charles Howell III</b>	2	2014 (T6), 2010 (T4)
<b>Mark Hubbard</b>	1	2020 (T9)
<b>John Huh</b>	1	2016 (T6)
<b>Mike Hulbert</b>	2	1997 (T7), 1991 (T5)
<b>John Huston</b>	4	2002 (T8), 1998 (T8), 1992 (T4), 2003 (2)
<b>Sungjae Im</b>	2	2023 (T6), 2019(T7)
<b>Hale Irwin</b>	1	1995 (T7)
<b>Fredrik Jacobson</b>	2	2015 (T7), 2004 (T9)
<b>Lee Janzen</b>	3	2002 (T4), 1999 (T10), 1993 (1)
<b>Brandt Jobe</b>	1	2002 (T4)
<b>Per-Ulrik Johansson</b>	1	2002 (7)
<b>Zach Johnson</b>	1	2015 (T10)
<b>Steve Jones</b>	3	1997 (1), 1996 (T10), 1995 (T4)
<b>Jonathan Kaye</b>	1	2004 (1)
<b>Patton Kizzire</b>	1	2022 (T10)
<b>Russell Knox</b>	1	2019(T10)
<b>Brooks Koepka</b>	3	2022 (T3), 2021 (1), 2015 (1)
<b>Cliff Kresge</b>	1	2009 (T10)
<b>Matt Kuchar</b>	4	2019(T4), 2018 (T5), 2017 (T9), 2009 (T6)
<b>Martin Laird</b>	4	2018 (T9), 2017 (T7), 2015 (T5), 2011 (T3)
<b>Nate Lashley</b>	1	2020 (T3)

<b>Danny Lee</b>	1	2016 (4)
<b>Kyung-Hoon Lee</b>	1	2021(T2)
<b>Tom Lehman</b>	5	2001 (T7), 2000 (1), 1997 (T7), 1994 (T6), 1993 (T9)
<b>Justin Leonard</b>	4	2006 (T7), 2004 (T9), 1999 (2), 1996 (2)
<b>Spencer Levin</b>	1	2012 (3)
<b>Frank Lickliter</b>	2	2000 (T10), 1998 (T8)
<b>Bruce Lietzke</b>	3	1995 (T4), 1992 (T7), 1991 (T5)
<b>Bob Lohr</b>	2	1992 (T7), 1988 (T5)
<b>Adam Long</b>	1	2020 (8)
<b>Davis Love III</b>	1	1988 (4)
<b>Steve Lowery</b>	3	2006 (T2), 2001 (3), 1995 (T7)
<b>Shane Lowry</b>	1	2016 (T6)
<b>Sandy Lyle</b>	3	1996 (T10), 1990 (T10), 1988 (1)
<b>Andrew Magee</b>	2	1993 (2), 1991 (T5)
<b>Jeff Maggert</b>	3	2009 (T10), 2002 (T8), 1994 (T3)
<b>Hunter Mahan</b>	3	2014 (T4), 2005 (T9), 2010 (1)
<b>Hideki Matsuyama</b>	5	2022 (T8), 2017 (1), 2016 (1), 2015 (T2), 2014 (T4)
<b>Billy Mayfair</b>	4	2000 (T10), 1995 (2), 1990 (T5), 2007 (5)
<b>Blaine McCallister</b>	2	1996 (T10), 1994 (T3)
<b>Scott McCarron</b>	3	2005 (T2), 1998 (T6), 1997 (T7)
<b>Mark McCumber</b>	1	1989 (6)
<b>Rocco Mediate</b>	6	2001 (2), 2000 (T2), 1999 (1), 1996 (T6), 1992 (3), 1991 (T9)
<b>Phil Mickelson</b>	11	2018 (T5), 2013 (1), 2008 (2), 2006 (T7), 2005 (1), 2004 (T7), 2003 (T9), 2000 (T10), 1997 (T7), 1996 (1), 1994 (T8)
<b>Keith Mitchell</b>	1	2022 (T10)
<b>Larry Mize</b>	1	1989 (T7)
<b>Bryce Molder</b>	2	2016 (T6), 2010 (T8)
<b>Ryan Moore</b>	3	2014 (T6), 2013 (4), 2009 (T6)
<b>Gil Morgan</b>	3	1993 (T9), 1991 (T2), 1988 (T5)
<b>Kevin Na</b>	4	2012 (T5), 2009 (3), 2008 (T4), 2005 (T2)
<b>Matthew NeSmith</b>	1	2021(T7)
<b>James Nitties</b>	1	2009 (T4)
<b>Alex Noren</b>	1	2022 (T6)
<b>Andy North</b>	1	1987 (T9)
<b>Arron Oberholser</b>	1	2006 (T10)
<b>Joe Ogilvie</b>	1	2010 (T8)

<b>Mark O'Meara</b>	2	1992 (T4), 1987 (T6)
<b>Louis Oosthuizen</b>	1	2017 (3)
<b>Carlos Ortiz</b>	1	2021(T4)
<b>Joe Ozaka</b>	1	1995 (T7)
<b>Rod Pampling</b>	1	2002 (T8)
<b>Jesper Parnevik</b>	2	1998 (1), 1997 (2)
<b>Steve Pate</b>	2	1998 (T2), 1994 (T8)
<b>Ryan Palmer</b>	3	2015 (T2), 2013 (5), 2006 (T2)
<b>Corey Pavin</b>	1	1987 (T6)
<b>Calvin Peete</b>	1	1987 (T9), 1985 (1)
<b>Kenny Perry</b>	6	2009 (1), 2005 (7), 2002 (T2), 1999 (T6), 1997 (T4), 1996 (T10)
<b>Tim Petrovic</b>	1	2003 (T3)
<b>Scott Piercy</b>	4	2020 (T6), 2013 (3), 2009 (T6), 2010 (T8)
<b>Don Pooley</b>	1	1987 (T9)
<b>Nick Price</b>	2	1997 (3), 1992 (T7)
<b>Andrew Putnam</b>	1	2021(T7)
<b>Jeff Quinney</b>	1	2007 (3)
<b>Jon Rahm</b>	5	2023 (3), 2022 (T10), 2020 (T9), 2019 (T10), 2015 (T5, Am)
<b>Chez Reavie</b>	2	2019 (T4), 2018 (2)
<b>John Rollins</b>	2	2012 (T8), 2007 (2)
<b>Rory Sabbatini</b>	1	2002 (T8)
<b>Gene Sauers</b>	2	1991 (T9), 1987 (T9)
<b>Tom Scherrer</b>	1	1996 (3)
<b>Ollie Schniederjans</b>	1	2018 (T3)
<b>Xander Schauffele</b>	4	2023 (T10), 2022 (T3), 2021(T2), 2019(T10)
<b>Scottie Scheffler</b>	3	2023 (1), 2022 (1), 2021(T7)
<b>Ted Schulz</b>	1	1989 (T7)
<b>Webb Simpson</b>	5	2020 (1), 2017 (2), 2014 (10), 2012 (T8), 2011 (T8)
<b>Scott Simpson</b>	1	1996 (T6)
<b>Vijay Singh</b>	5	2004 (T3), 2003 (1), 2002 (T8), 1995(1), 2007 (7), 2011 (T3)
<b>Heath Slocum</b>	1	2007 (6)
<b>Brandt Snedeker</b>	4	2015 (T10), 2013 (2), 2011 (T8), 2008 (T9)
<b>J.J. Spaun</b>	1	2017 (T4)

<b>Jordan Spieth</b>	4	2023 (T6), 2021(T4), 2017(T9), 2015(T7)
<b>Mike Springer</b>	2	1994 (T3), 1993 (T3)
<b>Kevin Stadler</b>	1	2014 (1)
<b>Paul Stankowski</b>	1	2000 (T10)
<b>Kyle Stanley</b>	1	2012 (1)
<b>Brendan Steele</b>	4	2018 (T3), 2014 (T6), 2013 (T6), 2012 (T5)
<b>Payne Stewart</b>	2	1995 (T4), 1987 (T9)
<b>Brian Stuard</b>	1	2015 (T10)
<b>Curtis Strange</b>	2	1994 (T8), 1991 (T2)
<b>Robert Streb</b>	1	2015 (T10)
<b>Steve Stricker</b>	2	2021(T4), 2001(T7)
<b>Chris Stroud</b>	1	2019(T7)
<b>Kevin Sutherland</b>	4	2008 (T4), 2004 (T9), 2002 (T8), 2000 (T10)
<b>Hal Sutton</b>	4	2000 (T4), 1999 (T4), 1987 (2), 1986 (1)
<b>Hudson Swafford</b>	1	2020 (T9)
<b>Nick Taylor</b>	1	2023 (2)
<b>Vaughn Taylor</b>	1	2010 (7)
<b>Brian Tennyson</b>	1	1990 (T5)
<b>Sahith Theegala</b>	1	2022 (T3)
<b>Justin Thomas</b>	4	2023 (4), 2022 (T8), 2020 (T3), 2019(3)
<b>Jim Thorpe</b>	1	1990 (2)
<b>David Toms</b>	4	2009 (T4), 2005 (T4), 2001 (T9), 2007 (T8)
<b>Tommy Tolles</b>	1	1997 (T7)
<b>DJ Trahan</b>	1	2012 (4)
<b>Kirk Triplett</b>	2	2000 (T4), 1993 (T3)
<b>Bob Tway</b>	3	1991 (T9), 1990 (T5), 1987 (T3)
<b>Harold Varner III</b>	1	2019(T10)
<b>Jhonattan Vegas</b>	1	2019(T10)
<b>Bo Van Pelt</b>	1	2012 (T8)
<b>Scott Verplank</b>	3	2006 (T2), 2004 (T7), 2001 (4)
<b>Camilo Villegas</b>	2	2010 (T8), 2006 (T2)
<b>Duffy Waldorf</b>	4	2004 (T5), 2002 (6), 2000 (T10), 1992 (2)
<b>Charles Warren</b>	2	2008 (3), 2005 (8)
<b>Nick Watney</b>	1	2011 (T5)
<b>Bubba Watson</b>	6	2020 (T3), 2019(T4), 2015 (T2), 2014 (T2), 2012 (T5), 2007 (T8)

<b>Tom Watson</b>	2	1998 (T2), 1991 (T2)
<b>Boo Weekley</b>	2	2016 (5), 2008 (T9)
<b>Mike Weir</b>	3	2004 (T5), 2003 (T9), 2000 (T10)
<b>Kevin Wentworth</b>	1	1999 (T6)
<b>Mark Wiebe</b>	1	1993 (T7)
<b>Will Wilcox</b>	1	2016 (T6)
<b>Dean Wilson</b>	2	2007 (T8), 2006 (T7)
<b>John Wilson</b>	1	1996 (T4)
<b>Mark Wilson</b>	1	2011 (1), 2008 (T9)
<b>Gary Woodland</b>	3	2019(T7), 2018 (1), 2011 (T5)
<b>Tiger Woods</b>	2	2001 (T5), 1999 (T3)
<b>Robert Wrenn</b>	1	1993 (T3)
<b>Y.E. Yang</b>	2	2011 (T8), 2010 (3)
<b>Kaname Yokoo</b>	1	2002 (T2)
<b>Fuzzy Zoeller</b>	1	1987 (T3)



**2024 WM PHOENIX OPEN MEDIA GUIDE**

**SECTION 6:  
PAST EXEMPTIONS & MONDAY QUALIFIERS**





<b>Year</b>	<b>Sponsor Exemptions</b>	<b>Monday Qualifiers</b>
2023	Charley Hoffman J.B. Holmes Taylor Montgomery Davis Thompson Rickey Barnes	Brett White Andre Metzger Dalton Ward
2022	Preston Summerhays Jason Dufner Sahith Theegala Patrick Rodgers Austin Eckroat	Ben Silverman Etiene Papineau Jeffrey Kang
2021	Padraig Harrington Will Zalatoris Davis Riley Kyle Stanley John Augenstein	Mark Anguiano – 64 Vincent Whaley – 64 Nick Hardy – 65
2020	Viktor Hovland Harris English Sebastian Cappelen Kyle Westmoreland	Zack Sucher – 66 Patrick Flavin – 67 Alex Smalley – 67
2019	John Catlin Bill Haas Matthew Wolff Stephan Jaeger Aaron Baddeley	Blair Hamilton – 65 Max Homa – 65 David Hearn – 65
2018	Julian Suri Hunter Mahan Ricky Barnes	John Oda – 65 Richard Lee – 66 Cameron Tringale – 66

	Wyndham Clark Tom Lovelady	
2017	Matt Jones Mark Wilson Andrew Johnston Camilo Villegas Brandon Hagy	Alex Kim – 63 Jim Knous – 65 Michael Schoolcraft – 62
2016	Aaron Baddeley Ricky Barnes Anirban Lahiri Paul Dunne Michael Kim	Luke List – 67 David Skinns – 67 Clayton Rask – 67
2015	Jon Rahm Daniel Berger Justin Thomas Padraig Harrington Tony Finau	Cory Renfrew – 66 Scott Harrington – 66 Andrew Loupe – 67
2014	Kevin Tway Ricky Barnes Joe Ogilvie Kiradech Aphibarnrat from Thailand John Peterson	Ki Taek Lee – 65 Chris Smith Danny Lee
2013	No exemptions	Alistair Presnell – 67 John Hurley – 68 Edward Loar – 68
2012	Mark Calcavecchia Fred Couples Harris English Jeff Quinney Matt Jones	Aaron Watkins Troy Kelly Kevin Kisner
2011	Tom Lehman Jeff Quinney Joe Ogilvie Gary Woodland John Mallinger	Frank Lickliter – 67 Troy Kelly – 67 Martin Flores – 67
2010	Rickie Fowler Alvaro Quiros Sam Saunders	Philip Francis Braxton Marquez Bret Guetz

	Jonathan Kaye Chris DiMarco Billy Mayfair Joe Ogilvie Rocco Mediate	Ben Fox
2009	Rickie Fowler Jason Gore Jesper Parnevik Ted Purdy Scott Piercy	
2008	Jason Day Todd Demsey Harrison Frazar Ted Purdy Chez Reavie	
2007	Alejandro Canizares John Daly Anthony Kim Lee Janzen Parker McLachlin	



**2024 WM PHOENIX OPEN MEDIA GUIDE**

**SECTION 7:  
TOP FINISHERS 1932 - 2023**

YEAR	LOCATION	PLAYER	PURSE	SCORES BY ROUND	TOTAL
<b>2023</b>	<b>TPC SCOTTSDALE</b>		<b>\$20,000,000</b>		
		Scottie Scheffler	\$3,600,000	68 64 68 65	265
		Nick Taylor	\$2,180,000	66 69 67 65	267
		Jon Rahm	\$1,380,000	68 66 68 68	270
		Justin Thomas	\$980,000	71 68 67 65	271
		Jason Day	\$820,000	65 71 68 68	272
<b>2022</b>	<b>TPC SCOTTSDALE</b>		<b>\$8,200,000</b>		
		Scottie Scheffler	\$1,476,000	68 71 62 67	268
		Patrick Cantlay	\$893,800	67 66 68 67	268
		Xander Schauffele	\$434,600	67 65 69 68	269
		Sahith Theegala	\$434,600	66 64 69 70	269
		Brooks Koepka	\$434,600	66 66 68 69	269
<b>2021</b>	<b>TPC SCOTTSDALE</b>		<b>\$7,300,000</b>		
		Brooks Koepka	\$1,314,000	68 66 66 65	265
		Kyoung-Hoon Lee	\$649,700	66 66 66 68	266
		Xander Schauffele	\$649,700	66 64 65 71	266
		Carlos Ortiz	\$307,208	67 67 69 64	267
		Steve Stricker	\$307,208	65 66 69 67	267
		Jordan Spieth	\$307,208	67 67 61 72	267
<b>2020</b>	<b>TPC SCOTTSDALE</b>		<b>\$7,300,000</b>		
		Webb Simpson*	\$1,314,000	71 63 64 69	267
		Tony Finau	\$795,700	69 66 62 70	267
		Justin Thomas	\$386,900	68 68 69 65	270
		Bubba Watson	\$386,900	69 66 69 66	270
		Nate Lashley	\$386,900	66 67 69 68	270
		*Won playoff on first extra hole			
<b>2019</b>	<b>TPC SCOTTSDALE</b>		<b>\$7,100,000</b>		
		Rickie Fowler	\$1,278,000	64 65 64 74	267
		Branden Grace	\$766,800	67 64 69 69	269
		Justin Thomas	\$482,800	64 66 68 72	270
<b>2018</b>	<b>TPC SCOTTSDALE</b>		<b>\$6,500,000</b>		
		Gary Woodland*	\$1,242,000	67 68 67 64	266
		Chez Reavie	\$745,200	68 65 67 66	266
		Ollie Schniederjans	\$400,200	68 68 68 65	269
		Brendan Steele	\$400,200	68 67 67 67	269
		*Won playoff on first extra hole			
<b>2017</b>	<b>TPC SCOTTSDALE</b>		<b>\$6,500,000</b>		
		Hideki Matsuyama*	\$1,206,000	65 68 68 66	267

Webb Simpson	\$723,600	67 71 65 64	267
Louis Oosthuizen	\$455,600	68 67 68 65	268
Rickie Fowler	\$294,800	67 68 69 65	269
J.J. Spaun	\$294,800	71 64 67 67	269
*Won playoff on fourth extra hole			

**2016 TPC SCOTTSDALE \$6,500,000**

Hideki Matsuyama*	\$1,170,000	65 68 70 67	270
Rickie Fowler	\$702,000	65 70 68 67	270
Harris English	\$442,000	68 67 71 66	272
Danny Lee	\$312,000	67 66 67 73	273
Boo Weekley	\$260,000	71 68 65 70	274
*Won playoff on fourth extra hole			

**2015 TPC SCOTTSDALE \$6,300,000**

Brooks Koepka	\$1,134,000	71 68 64 66	269
Bubba Watson	\$470,400	65 71 69 65	270
Ryan Palmer	\$470,400	64 72 68 66	270
Hideki Matsuyama	\$470,400	69 71 63 67	270
Jon Rahm	\$252,000	70 68 66 68	272
Martin Laird	\$252,000	66 66 68 72	272

**2014 TPC SCOTTSDALE \$6,200,000**

Kevin Stadler	\$1,116,000	65 68 67 68	268
Graham DeLaet	\$545,600	67 72 65 65	269
Bubba Watson	\$545,600	64 66 68 71	269
Hunter Mahan	\$272,800	66 71 65 68	270
Hideki Matsuyama	\$272,800	66 67 68 69	270

**2013 TPC SCOTTSDALE \$6,200,000**

Phil Mickelson	\$1,116,000	60 65 64 67	256
Brandt Snedeker	\$669,600	64 66 65 65	260
Scott Piercy	\$421,600	70 66 64 61	261
Ryan Moore	\$297,600	66 66 65 65	262
Ryan Palmer	\$248,000	64 73 66 62	265

**2012 TPC SCOTTSDALE \$6,100,000**

Kyle Stanley	\$1,098,000	69 66 69 65	269
Ben Crane	\$658,800	69 67 68 66	270
Spencer Levin	\$414,800	65 63 68 75	271
D.J. Trahan	\$292,800	72 70 64 66	272
Brendan Steele	\$222,650	71 69 69 64	273
Kevin Na	\$222,650	66 73 69 65	273
Bubba Watson	\$222,650	66 70 67 70	273

2011	TPC SCOTTSDALE	\$6,100,000		
	Mark Wilson*	\$1,098,000	65 64 68 69	266
	Jason Dufner	\$658,800	65 68 67 66	266
	Vijay Singh	\$353,800	69 65 68 66	268
	Martin Laird	\$353,800	68 71 64 65	268
	Nick Watney	\$222,650	70 66 65 68	269
	J.B. Holmes	\$222,650	65 70 67 67	269
	Gary Woodland	\$222,650	68 66 69 66	269
	<i>*Won playoff on 2nd extra hole</i>			

2010	TPC SCOTTSDALE	\$6,000,000		
	Hunter Mahan	\$1,080,000	68 70 65 65	268
	Rickie Fowler	\$648,000	65 67 69 68	269
	Y.E. Yang	\$408,000	66 70 69 65	270
	Mathew Goggin	\$248,000	66 67 70 68	271
	Chris Couch	\$248,000	67 66 70 68	271
	Charles Howell III	\$248,000	69 66 68 68	271

2009	TPC SCOTTSDALE	\$6,000,000		
	Kenny Perry*	\$1,080,000	72 63 66 69	270
	Charley Hoffman	\$648,000	66 68 69 67	270
	Kevin Na	\$408,000	67 70 66 68	271
	James Nitties	\$226,200	65 69 70 68	272
	David Toms	\$226,200	69 98 97 98	272
	<i>*won playoff on 3rd extra hole</i>			

2008	TPC SCOTTSDALE	\$6,000,000		
	J.B. Holmes*	\$1,080,000	68 65 66 71	270
	Phil Mickelson	\$648,000	68 68 67 67	270
	Charles Warren	\$408,000	65 69 67 70	271
	Stuart Appleby	\$226,200	69 66 71 66	272
	Steve Elkington	\$226,200	69 66 70 67	272
	Kevin Na	\$226,200	69 67 67 69	272
	<i>*won playoff on 1st extra hole</i>			

2007	TPC SCOTTSDALE	\$6,000,000		
	Aaron Baddeley	\$1,080,000	65 70 64 64	263
	John Rollins	\$648,000	65 68 68 63	264
	Jeff Quinney	\$408,000	66 63 68 68	265
	Bart Bryant	\$288,000	66 66 68 66	266
	Billy Mayfair	\$240,000	66 66 70 65	267

Heath Slocum	\$216,000	67 68 67 66	268
--------------	-----------	-------------	-----

<b>2006</b>	<b>TPC SCOTTSDALE</b>	<b>\$5,200,000</b>		
-------------	-----------------------	--------------------	--	--

J.B. Holmes	\$936,000	68 64 65 66	263
Steve Lowery	\$312,000	65 68 70 67	270
Camilo Villegas	\$312,000	68 67 66 69	270
Scott Verplank	\$312,000	69 66 67 68	270
Ryan Palmer	\$312,000	68 66 64 72	270
J.J. Henry	\$312,000	67 61 70 72	270

<b>2005</b>	<b>TPC SCOTTSDALE</b>	<b>\$5,200,000</b>		
-------------	-----------------------	--------------------	--	--

Phil Mickelson	\$936,000	73 60 66 68	267
Scott McCarron	\$457,600	72 70 65 65	272
Kevin Na	\$457,600	68 65 70 69	272
Steve Flesch	\$214,933	70 67 67 69	273
Tim Herron	\$214,933	73 66 67 67	273
David Toms	\$214,933	71 66 68 68	273

<b>2004</b>	<b>TPC SCOTTSDALE</b>	<b>\$5,200,000</b>		
-------------	-----------------------	--------------------	--	--

Jonathan Kaye	\$936,000	65 68 66 67	266
Chris DiMarco	\$561,600	68 67 64 69	268
Vijay Singh	\$301,600	71 69 63 66	269
Steve Flesch	\$301,600	66 69 68 66	269
Duffy Waldorf	\$197,600	70 68 68 65	271
Mike Weir	\$197,600	65 69 68 69	271

<b>2003</b>	<b>TPC SCOTTSDALE</b>	<b>\$4,000,000</b>		
-------------	-----------------------	--------------------	--	--

Vijay Singh	\$720,000	67 66 65 63	261
John Huston	\$432,000	64 67 66 67	264
Robert Gamez	\$192,000	70 65 64 66	265
Tim Petrovic	\$192,000	66 63 68 68	265
Retief Goosen	\$192,000	65 68 65 67	265
Harrison Frazar	\$192,000	62 67 67 69	265

<b>2002</b>	<b>TPC SCOTTSDALE</b>	<b>\$4,000,000</b>		
-------------	-----------------------	--------------------	--	--

Chris DiMarco	\$720,000	68 64 66 69	267
Kenny Perry	\$352,000	69 65 64 70	268
Kaname Yokoo	\$352,000	70 66 68 64	268
John Daly	\$176,000	68 65 66 70	269
Lee Janzen	\$176,000	74 67 64 64	269
Duffy Waldorf	\$144,000	65 65 67 73	270



<b>2001</b>	<b>TPC SCOTTSDALE</b>		<b>\$4,000,000</b>	
		Mark Calcavecchia	\$720,000	65 60 64 67 256
		Rocco Mediate	\$432,000	68 63 64 69 264
		Steve Lowery	\$272,000	69 67 64 68 268
		Scott Verplank	\$192,000	64 66 70 70 270
		Chris DiMarco	\$152,000	68 67 65 71 271
		Tiger Woods	\$152,000	65 73 68 65 271
<b>2000</b>	<b>TPC SCOTTSDALE</b>		<b>\$3,200,000</b>	
		Tom Lehman	\$576,000	63 67 73 67 270
		Rocco Mediate	\$281,600	67 70 67 67 271
		Robert Allenby	\$281,600	67 67 68 69 271
		Brandt Jobe	\$132,267	67 68 72 65 272
		Kirk Triplett	\$132,267	70 69 66 67 272
		Hal Sutton	\$132,267	67 67 69 69 272
<b>1999</b>	<b>TPC SCOTTSDALE</b>		<b>\$3,000,000</b>	
		Rocco Mediate	\$540,000	69 67 66 71 273
		Justin Leonard	\$324,000	67 75 67 66 275
		Tiger Woods	\$204,000	71 67 70 68 276
		Hal Sutton	\$144,000	69 70 71 69 279
		Bill Glasson	\$120,000	69 71 70 70 280
<b>1998</b>	<b>TPC SCOTTSDALE</b>		<b>\$2,500,000</b>	
		Jesper Parnevik	\$450,000	68 68 66 67 269
		Tommy Armour III	\$165,000	68 70 70 64 272
		Brent Geiberger	\$165,000	64 70 72 66 272
		Steve Pate	\$165,000	69 69 70 64 272
		Tom Watson	\$165,000	68 70 68 66 272
<b>1997</b>	<b>TPC SCOTTSDALE</b>		<b>\$1,500,000</b>	
		Steve Jones	\$270,000	62 64 65 67 258
		Jesper Parnevik	\$162,000	66 66 70 67 269
		Nick Price	\$102,000	64 72 65 69 270
		Kenny Perry	\$62,000	74 67 66 65 272
		Mark Calcavecchia	\$62,000	68 66 67 71 272
		Rick Fehr	\$62,000	66 68 66 72 272
<b>1996</b>	<b>TPC SCOTTSDALE</b>		<b>\$1,300,000</b>	
		Phil Mickelson*	\$234,000	69 67 66 67 269
		Justin Leonard	\$140,000	67 67 66 69 269
		Tom Scherrer	\$88,400	67 70 65 68 270

Mark Calcavecchia	\$57,200	72 69 68 62	271
John Wilson	\$57,200	67 71 67 66	271
<i>*won playoff on 3rd extra hole</i>			

<b>1995</b>	<b>TPC SCOTTSDALE</b>	<b>\$1,300,000</b>		
	Vijay Singh*	\$234,000	70 67 66 66	269
	Billy Mayfair	\$140,000	69 67 67 99	269
	Ben Crenshaw	\$88,400	68 64 70 69	271
	Steve Jones	\$53,733	68 69 68 67	272
	Bruce Lietzke	\$53,733	72 65 69 66	272
	Payne Stewart	\$53,733	71 68 67 66	272
	<i>*won playoff on 1st extra hole</i>			

<b>1994</b>	<b>TPC SCOTTSDALE</b>	<b>\$1,200,000</b>		
	Bill Glasson	\$216,000	68 68 68 64	268
	Bob Estes	\$129,600	66 68 69 68	271
	Mike Springer	\$62,400	68 68 71 65	272
	Jeff Maggert	\$62,400	70 68 69 65	272
	Blaine McCallister	\$62,400	67 69 69 67	272

<b>1993</b>	<b>TPC SCOTTSDALE</b>	<b>\$1,000,000</b>		
	Lee Janzen	\$180,000	67 65 73 68	273
	Andrew Magee	\$108,000	69 70 64 72	275
	Mike Springer	\$48,000	70 69 68 69	276
	Michael Allen	\$48,000	66 70 70 70	276
	Kirk Triplett	\$48,000	69 67 69 71	276
	Robert Wrenn	\$48,000	66 68 68 74	276

<b>1992</b>	<b>TPC SCOTTSDALE</b>	<b>\$1,000,000</b>		
	Mark Calcavecchia	\$180,000	69 65 67 63	264
	Duffy Waldorf	\$108,000	68 67 67 67	269
	Rocco Mediate	\$68,000	69 66 69 67	271
	John Huston	\$41,333	69 64 69 70	272
	Mark O'Meara	\$41,333	70 68 65 69	272
	Jay Delsing	\$41,333	66 65 69 72	272

<b>1991</b>	<b>TPC SCOTTSDALE</b>	<b>\$1,000,000</b>		
	Nolan Henke	\$180,000	65 66 66 71	268
	Tom Watson	\$74,667	68 68 68 65	269
	Gil Morgan	\$74,667	66 67 70 66	269
	Curtis Strange	\$74,667	64 67 71 67	269
	Jay Don Blake	\$35,125	68 66 70 66	270

<b>1990</b>	<b>TPC SCOTTSDALE</b>	<b>\$900,000</b>		
	Tommy Armour III	\$162,000	65 67 67 68	267
	Jim Thorpe	\$97,200	69 69 66 68	272
	Billy Ray Brown	\$52,200	69 66 70 69	274
	Fred Couples	\$52,200	75 66 66 67	274
	Billy Mayfair	\$32,850	73 66 70 66	275
<b>1989</b>	<b>TPC SCOTTSDALE</b>	<b>\$700,000</b>		
	Mark Calcavecchia	\$126,000	66 68 65 64	263
	Chip Beck	\$75,600	67 70 66 67	270
	Scott Hoch	\$36,400	64 70 69 68	271
	Bill Glasson	\$36,400	65 68 73 65	271
	Paul Azinger	\$36,400	68 68 68 67	271
<b>1988</b>	<b>TPC SCOTTSDALE</b>	<b>\$650,000</b>		
	Sandy Lyle*	\$117,000	68 68 68 65	269
	Fred Couples	\$70,200	67 65 67 70	269
	David Frost	\$44,200	67 66 70 68	271
	Davis Love III	\$31,200	63 68 66 76	273
	Ken Green	\$22,831	66 71 70 67	274
	<i>*won playoff on 3rd extra hole</i>			
<b>1987</b>	<b>TPC SCOTTSDALE</b>	<b>\$600,000</b>		
	Paul Azinger	\$108,000	67 69 65 67	268
	Hal Sutton	\$64,800	67 71 67 64	269
	Fuzzy Zoeller	\$31,200	67 69 66 70	272
	Bob Tway	\$31,200	71 69 63 69	272
	Mark Calcavecchia	\$31,200	68 66 70 68	272
<b>1986</b>	<b>PHOENIX COUNTRY CLUB</b>	<b>\$500,000</b>		
	Hal Sutton	\$90,000	64 64 68 71	267
	Tony Sills	\$44,000	68 68 65 68	269
	Calvin Peete	\$44,000	64 69 68 68	269
	Dan Forsman	\$24,000	70 68 66 66	270
	Don Pooley	\$19,000	74 61 67 69	271
<b>1985</b>	<b>PHOENIX COUNTRY CLUB</b>	<b>\$450,000</b>		
	Calvin Peete	\$81,000	65 65 72 68	270
	Morris Hatalsky	\$39,800	66 70 66 70	272
	Doug Tewell	\$39,800	67 68 65 72	272
	John Mahaffey	\$16,313	68 72 72 63	275

Loren Roberts	\$16,313	69 72 66 68	275
---------------	----------	-------------	-----

<b>1984</b>	<b>PHOENIX COUNTRY CLUB</b>	<b>\$400,000</b>		
-------------	-----------------------------	------------------	--	--

Tom Purtzer	\$72,000	68 67 68 65	268
Corey Pavin	\$43,000	66 67 68 68	269
Larry Mize	\$23,200	67 68 67 68	270
Curtis Strange	\$23,200	68 66 69 67	270
Doug Tewell	\$14,600	72 68 66 66	272

<b>1983</b>	<b>PHOENIX COUNTRY CLUB</b>	<b>\$350,000</b>		
-------------	-----------------------------	------------------	--	--

Bob Gilder*	\$63,000	68 68 66 69	271
Rex Caldwell	\$26,133	69 65 67 70	271
Mark O'Meara	\$26,133	71 66 68 66	271
Johnny Miller	\$26,133	67 65 71 68	271
Ed Sneed	\$11,865	65 71 70 66	272

*\*won playoff on 8th extra hole*

<b>1982</b>	<b>PHOENIX COUNTRY CLUB</b>	<b>\$300,000</b>		
-------------	-----------------------------	------------------	--	--

Lanny Wadkins	\$54,000	65 70 63 65	263
Jerry Pate	\$32,400	71 69 64 65	269
Mike Reid	\$20,400	70 68 66 66	270
Andy Bean	\$12,400	70 67 69 65	271
Larry Nelson	\$12,400	63 70 71 67	271

<b>1981</b>	<b>PHOENIX COUNTRY CLUB</b>	<b>\$300,000</b>		
-------------	-----------------------------	------------------	--	--

David Graham	\$54,000	65 68 69 66	268
Lon Hinkle	\$32,400	73 66 67 63	269
Calvin Peete	\$17,400	72 67 65 67	271
Mike Reid	\$17,400	70 66 67 68	271
Mike Sullivan	\$10,950	71 66 70 65	272

<b>1980</b>	<b>PHOENIX COUNTRY CLUB</b>	<b>\$300,000</b>		
-------------	-----------------------------	------------------	--	--

Jeff Mitchell	\$54,000	69 67 69 67	272
Rik Massengale	\$32,400	73 71 67 65	276
Mike Sullivan	\$20,400	65 71 72 69	277
Tom Kite	\$11,310	69 73 70 66	278
Bill Rogers	\$11,310	68 69 73 68	278

<b>1979</b>	<b>PHOENIX COUNTRY CLUB</b>	<b>\$250,000</b>		
-------------	-----------------------------	------------------	--	--

Ben Crenshaw	\$33,750	67 61 71	199
Jay Haas	\$20,250	65 67 68	200
Tom Kite	\$12,750	73 66 63	202

Jerry Pate	\$7,383	66 66 71	203
Andy Bean	\$7,383	66 66 71	203

*Tournament shortened to 54 holes by rain*

<b>1978</b>	<b>PHOENIX COUNTRY CLUB</b>	<b>\$200,000</b>		
	Miller Barber	\$40,000	68 69 70 65	272
	Lee Trevino	\$18,500	69 68 67 69	273
	Jerry Pate	\$18,500	69 65 70 69	273
	Rod Funseth	\$9,400	67 65 73 69	274
	Arnold Palmer	\$8,200	69 68 71 67	275

<b>1977</b>	<b>PHOENIX COUNTRY CLUB</b>	<b>\$200,000</b>		
	Jerry Pate*	\$40,000	67 67 70 73	277
	Dave Stockton	\$22,800	69 72 64 72	277
	Larry Nelson	\$14,200	68 68 71 71	\$278
	Bruce Lietzke	\$8,800	71 70 69 69	\$279
	George Burns	\$8,800	67 69 73 70	\$279

*\*won playoff on 1st extra hole*

<b>1976</b>	<b>PHOENIX COUNTRY CLUB</b>	<b>\$200,000</b>		
	Bob Gilder	\$40,000	68 67 66 67	268
	Roger Maltbie	\$22,000	65 65 70 70	\$270
	Lee Trevino	\$9,750	66 68 68 71	\$273
	Bruce Lietzke	\$9,750	67 74 65 67	\$273
	Jim Simons	\$9,750	71 67 66 69	\$273

<b>1975</b>	<b>PHOENIX COUNTRY CLUB</b>	<b>\$150,000</b>		
	Johnny Miller	\$30,000	67 61 68 64	\$260
	Jerry Heard	\$17,100	74 68 67 65	\$274
	Tommy Aaron	\$10,650	68 72 69 67	\$276
	Mike Hill	\$7,050	71 63 69 74	\$277
	Roy Pace	\$6,150	68 69 69 72	278

<b>1974</b>	<b>PHOENIX COUNTRY CLUB</b>	<b>\$150,000</b>		
	Johnny Miller	\$30,000	69 69 66 67	\$271
	Lanny Wadkins	\$17,100	69 69 69 65	\$272
	Miller Barber	\$7,950	68 68 68 70	274
	Hubert Green	\$7,950	69 70 69 66	274
	John Schroeder	\$7,950	69 70 69 66	\$274

<b>1973</b>	<b>PHOENIX COUNTRY CLUB</b>	<b>\$150,000</b>		
	Bruce Crampton	\$30,000	68 67 68 65	\$268

Steve Melnyk	\$13,875	69 66 69 65	269
Lanny Wadkins	\$13,875	69 65 70 65	269
J.C. Snead	\$5,850	62 67 71 70	270
Paul Harney	\$5,850	69 69 65 67	270

**1972 PHOENIX COUNTRY CLUB \$125,000**

Homero Blancas*	\$25,000	70 61 73 69	273
Lanny Wadkins	\$14,000	70 70 67 66	273
Marty Fleckman	\$8,850	69 68 69 68	274
Gene Littler	\$4,869	67 68 70 71	276
Tony Jacklin	\$4,869	70 68 66 72	276

*\*won playoff on 1st extra hole.*

**1971 ARIZONA COUNTRY CLUB \$125,000**

Miller Barber	\$25,000	65 64 67 65	261
Dan Sikes	\$11,575	66 67 66 64	263
Billy Casper	\$11,575	67 68 66 62	263
Dave Hill	\$5,158	65 66 66 67	264
Homero Blancas	\$5,158	65 69 63 67	264

**1970 PHOENIX COUNTRY CLUB \$100,000**

Dale Douglass	\$30,000	71 66 68 66	271
Gene Littler	\$9,250	67 68 67 70	272
Howie Johnson	\$9,250	67 68 69 68	272
Tom Weiskopf	\$3,710	73 67 63 70	273
Orville Moody	\$3,710	71 69 66 67	273

**1969 ARIZONA COUNTRY CLUB \$100,000**

Gene Littler	\$30,000	69 66 62 66	263
Don January	\$7,733	67 65 67 66	265
Billy Maxwell	\$7,733	65 66 68 66	265
Miller Barber	\$7,733	65 70 66 64	265
Terry Wilcox	\$3,633	65 69 66 67	267

**1968 PHOENIX COUNTRY CLUB \$100,000**

George Knudson	\$30,000	67 64 70 71	272
Julius Boros	\$8,166	70 69 69 67	275
Jack Montgomery	\$8,166	67 68 72 68	275
Sam Carmichael	\$8,166	70 66 68 71	275
Frank Beard	\$4,050	72 68 68 68	276

**1967 ARIZONA COUNTRY CLUB \$70,000**

Julius Boros	\$14,000	69 67 69 67	272
Ken Still	\$8,400	66 74 70 63	273
Gardner Dickinson	\$4,375	71 67 67 69	274
Rod Funseth	\$4,375	68 64 70 72	274
Dean Refram	\$2,835	66 72 65 72	275

**1966 PHOENIX COUNTRY CLUB \$60,000**

Dudley Wysong	\$9,000	73 69 70 66	278
Gardner Dickinson	\$5,000	66 69 71 73	279
Gene Littler	\$4,000	70 71 69 70	280
Mason Rudolph	\$3,100	68 70 72 70	282
Johnny Pott	\$2,500	72 73 70 68	283

**1965 ARIZONA COUNTRY CLUB \$65,000**

Rod Funseth	\$10,500	71 68 68 67	274
Bert Yancey	\$6,250	67 70 69 71	277
Doug Sanders	\$4,025	73 68 71 66	278
Don January	\$4,025	72 68 69 69	278
Billy Maxwell	\$2,916	75 70 70 64	279

**1964 PHOENIX COUNTRY CLUB \$50,000**

Jack Nicklaus	\$7,500	71 66 68 66	271
Bobby Brue	\$4,000	70 67 67 70	274
Gary Player	\$3,100	72 65 66 72	275
Gene Littler	\$3,100	71 68 69 67	275
George Bayer	\$2,600	69 68 65 74	276

**1963 ARIZONA COUNTRY CLUB \$35,000**

Arnold Palmer	\$5,300	68 67 68 70	273
Gary Player	\$3,400	67 69 68 70	274
Jack Nicklaus	\$2,200	67 70 67 71	\$275
Gardner Dickinson	\$1,900	69 68 68 71	\$276
Tony Lema	\$1,600	72 71 65 69	\$277

**1962 PHOENIX COUNTRY CLUB \$35,000**

Arnold Palmer	\$5,300	64 68 71 66	\$269
Jack Nicklaus	\$2,300	69 73 68 71	\$281
Bob McCallister	\$2,300	70 69 71 71	\$281
Billy Casper	\$2,300	72 68 68 73	\$281
Don Fairfield	\$2,300	70 70 70 71	281

**1961 ARIZONA COUNTRY CLUB \$30,000**

Arnold Palmer*	\$4,300	69 65 66 70	\$270
Doug Sanders	\$3,000	71 67 70 62	270
Jack Fleck	\$2,000	68 67 67 69	\$271
Don January	\$1,700	67 67 69 69	\$272
Dave Marr	\$1,450	66 67 72 69	\$274

*\*won 18 hole playoff 67 to 70*

**1960 PHOENIX COUNTRY CLUB \$27,000**

Jack Fleck*	\$3,150	68 68 71 66	273
Bill Collins	\$2,100	70 70 64 69	273
Jerry Barber	\$1,800	67 71 71 66	275
Frank Stranahan	\$1,800	73 68 67 67	275
Ken Venturi	\$1,500	68 70 66 72	276

*\*won 18-hole playoff 68 to 71*

**1959 ARIZONA COUNTRY CLUB \$17,500**

Gene Littler	\$2,400	67 63 67 71	268
Art Wall	\$1,700	70 65 68 66	269
Jimmy Clark	\$1,133	68 68 69 70	275
John McMullin	\$1,133	65 67 71 72	275
Marty Furgol	\$1,133	67 67 70 71	275

**1958 PHOENIX COUNTRY CLUB \$16,000**

Ken Venturi	\$2,000	70 68 66 70	274
Jay Hebert	\$1,350	69 67 69 70	275
Walter Burkemo	\$1,350	72 69 69 65	275
John McMullin	\$1,000	68 71 70 70	279
Bill Collins	\$1,000	68 71 70 70	279

**1957 ARIZONA COUNTRY CLUB \$15,000**

Billy Casper	\$2,000	68 71 65 67	271
Mike Souchak	\$1,350	71 68 68 67	274
Cary Middlecoff	\$1,350	69 71 65 69	274
Lloyd Mangrum	\$1,000	67 73 66 69	275
Arnold Palmer	\$787	66 70 70 71	277

**1956 PHOENIX COUNTRY CLUB \$15,000**

Cary Middlecoff	\$2,400	72 66 70 68	276
Mike Souchak	\$1,800	72 70 68 69	279
Jimmy Demaret	\$1,400	73 70 69 68	280
JT Blair, III	(amateur)	69 67 74 70	280
Gene Littler	\$1,200	74 71 67 69	281



<b>1955</b>	<b>ARIZONA COUNTRY CLUB</b>	<b>\$15,000</b>		
	Gene Littler	\$2,400	66 70 68 71	275
	Billy Maxwell	\$1,600	69 71 69 67	276
	John Palmer	\$1,600	67 68 69 72	276
	Jerry Barber	\$1,000	72 69 69 68	278
	Ted Kroll	\$1,000	70 72 69 67	278
<b>1954</b>	<b>PHOENIX COUNTRY CLUB</b>	<b>\$15,000</b>		
	Ed Furgol*	\$2,000	71 68 65 68	272
	Cary Middlecoff	\$1,400	68 65 68 71	272
	Jack Burke Jr.	\$833	71 68 66 68	273
	Jack Harden	\$833	64 71 69 69	273
	John Weitzel	\$833	66 69 67 71	273
	<i>*won playoff on 1st extra hole</i>			
<b>1953</b>	<b>PHOENIX COUNTRY CLUB</b>	<b>\$10,000</b>		
	Lloyd Mangrum	\$2,000	71 68 63 70	272
	Bo Winingar	\$1,080	71 69 66 72	278
	Johnny Bulla	\$1,080	69 67 76 66	278
	Ted Kroll	\$1,080	69 71 72 66	278
	Vic Ghezzi	\$700	70 71 69 69	279
<b>1952</b>	<b>PHOENIX COUNTRY CLUB</b>	<b>\$10,000</b>		
	Lloyd Mangrum	\$2,000	68 69 67 70	274
	Dutch Harrison	\$1,400	71 72 69 67	279
	Ted Kroll	\$1,000	70 70 67 73	280
	Julius Boros	\$713	66 69 73 73	281
	Fred Hawkins	\$713	69 70 72 70	281
<b>1951</b>	<b>PHOENIX COUNTRY CLUB</b>	<b>\$10,000</b>		
	Lew Worsham	\$2,000	70 69 63 70	272
	Lawson Little	\$1,400	66 69 70 68	273
	Chick Harbert	\$900	66 67 72 69	274
	Jim Ferrier	\$900	65 70 69 70	274
	Jimmy Clark	\$700	73 64 70 68	275
<b>1950</b>	<b>PHOENIX COUNTRY CLUB</b>	<b>\$10,000</b>		
	Jimmy Demaret	\$2,000	64 67 69 69	269
	Sam Snead	\$1,400	66 69 69 66	270
	Ellsworth Vines	\$1,000	68 70 64 72	274
	John Palmer	\$800	65 68 71 71	275

Dave Douglas	\$700	69 69 68 70	276
--------------	-------	-------------	-----

<b>1949</b>	<b>PHOENIX COUNTRY CLUB</b>	<b>\$10,000</b>		
-------------	-----------------------------	-----------------	--	--

Jimmy Demaret*	\$2,000	69 71 65 73	278
Ben Hogan	\$1,400	72 68 64 74	278
John Palmer	\$833	72 68 72 68	280
Cary Middlecoff	\$833	71 68 68 73	280
Sam Snead	\$833	68 70 71 71	280

*\*won 18-hole playoff 67 to 70*

<b>1948</b>	<b>PHOENIX COUNTRY CLUB</b>	<b>\$10,000</b>		
-------------	-----------------------------	-----------------	--	--

Bobby Locke	\$2,000	65 69 67 67	268
Jimmy Demaret	\$1,400	65 66 67 71	269
Lloyd Mangrum	\$1,000	66 68 68 68	270
Jim Ferrier	\$750	65 73 68 67	273
John Palmer	\$750	66 71 68 68	273

<b>1947</b>	<b>PHOENIX COUNTRY CLUB</b>	<b>\$10,000</b>		
-------------	-----------------------------	-----------------	--	--

Ben Hogan	\$2,000	67 64 70 69	270
Lloyd Mangrum	\$1,200	69 67 68 73	277
Porky Oliver	\$1,200	68 72 70 67	277
Jimmy Demaret	\$800	67 69 71 71	278
Herman Barron	\$700	70 68 70 71	279

<b>1946</b>	<b>PHOENIX COUNTRY CLUB</b>	<b>\$7,500</b>		
-------------	-----------------------------	----------------	--	--

Ben Hogan*	\$1,500	66 68 71 68	273
Herman Keiser	\$1,000	67 69 67 70	273
Vic Ghezzi	\$750	72 67 71 64	274
Dutch Harrison	\$600	69 71 71 64	275
Sam Byrd	\$475	71 71 69 68	279

*\*won 18 hole playoff 68 to 70*

<b>1945</b>	<b>PHOENIX COUNTRY CLUB</b>	<b>\$5,000</b>		
-------------	-----------------------------	----------------	--	--

Byron Nelson	\$1,000	68 65 72 69	274
Denny Shute	\$933	70 70 68 68	276
Sam Byrd	\$746	70 70 69 68	277
Bob Hamilton	\$600	68 70 75 65	278
Harold McSpaden	\$466	70 65 76 72	283

<b>1944</b>	<b>PHOENIX COUNTRY CLUB</b>	<b>\$5,000</b>		
-------------	-----------------------------	----------------	--	--

Harold McSpaden*	\$1,000	74 67 64 68	273
Byron Nelson	\$750	71 66 71 65	273

Sam Byrd	\$500	70 71 69 70	280
Craig Wood	\$500	69 68 72 71	280
Bob Hamilton	\$380	72 73 69 72	286

*\*won 18-hole playoff 70 to 72*

<b>1943</b>	<b>PHOENIX COUNTRY CLUB</b>	<b>NO TOURNAMENT</b>
-------------	-----------------------------	----------------------

<b>1942</b>	<b>PHOENIX COUNTRY CLUB</b>	<b>\$5,000</b>
-------------	-----------------------------	----------------

Herman Barron	\$1,000	69 69 71 67	276
Henry Picard	\$700	68 69 69 72	278
Dutch Harrison	\$500	68 69 72 70	279
Herman Keiser	\$400	68 66 72 74	280
Lawson Little	\$350	71 68 69 73	281

<b>1941</b>	<b>PHOENIX COUNTRY CLUB</b>	<b>\$5,000</b>
-------------	-----------------------------	----------------

Ed Oliver	\$1,000	67 72 67 69	275
Ben Hogan	\$600	68 68 70 72	278
Byron Nelson	\$600	68 69 67 74	278
Johnny Bulla	\$400	66 70 72 72	280
Clayton Heafner	\$350	70 71 68 72	281

<b>1940</b>	<b>PHOENIX COUNTRY CLUB</b>	<b>\$3,000</b>
-------------	-----------------------------	----------------

Ed Oliver	\$700	69 72 64	205
Ben Hogan	\$450	71 66 69	206
Clayton Heafner	\$315	74 66 67	207
Leonard Dodson	\$315	69 70 68	207
Lloyd Mangrum	\$200	70 67 71	208

*54-hole tournament*

<b>1939</b>	<b>PHOENIX COUNTRY CLUB</b>	<b>\$3,000</b>
-------------	-----------------------------	----------------

Byron Nelson	\$700	68 65 65	198
Ben Hogan	\$450	70 69 71	210
Dutch Harrison	\$350	71 70 70	211
Harry Bassler	\$280	75 69 68	212
Johnny Bulla	\$175	68 75 71	214

*54-hole tournament*

<b>1938</b>	<b>PHOENIX COUNTRY CLUB</b>	<b>NO TOURNAMENT</b>
-------------	-----------------------------	----------------------

<b>1937</b>	<b>PHOENIX COUNTRY CLUB</b>	<b>NO TOURNAMENT</b>
-------------	-----------------------------	----------------------

1936 **PHOENIX COUNTRY CLUB** NO TOURNAMENT

1935	PHOENIX COUNTRY CLUB	\$2,500		
	Ky Laffoon	\$500	69 73 71 68	281
	Craig Wood	\$350	71 72 73 69	285
	Clarence Clark	\$250	75 70 72 69	286
	Wiffy Cox	\$225	73 74 70 70	287
	Johnny Revolta	\$225	73 71 70 73	287

1934	PHOENIX COUNTRY CLUB	\$500		
	Ky Laffoon	\$100	& Barry Goldwater	64
	Johnny Revolta	\$70	& George Cornes	66
	Jimmy Hines	\$70	& Zack Addington	66
	J. Ackerbloom	\$45	& Chip Colley	67
	Frank Walsh	\$45	& D. Peter	67
	<i>pro am only (two-man best ball)</i>			

1933	PHOENIX COUNTRY CLUB	\$1,500		
	Harry Cooper	\$400	70 68 71 72	281
	Ray Mangrum	\$250	73 67 72 71	283
	Horton Smith	\$250	71 68 70 74	283
	Paul Runyan	\$88	71 67 71 75	284
	Craig Wood	\$88	72 70 73 69	284

1932	PHOENIX COUNTRY CLUB	\$2,500		
	Ralph Guldahl	\$600	67 74 76 68	285
	John Perelli	\$400	74 1 74 71	290
	Harry Cooper	\$250	71 75 70 75	291
	Archie Hambrick	\$150	76 69 72 75	292
	Gene Sarazen	\$100	71 74 73 75	293



**2024 WM PHOENIX OPEN MEDIA GUIDE**

**SECTION 8:  
RECORD BOOK THROUGH 2023**

## **PHOENIX OPEN RECORD BOOK: (1932-2023)**

### **Low Front 9 at TPC:**

- 28: Chris DiMarco, 2003 (3<sup>rd</sup> round)
- 29: Webb Simpson, 2020 (2<sup>nd</sup> round)
- 29: Ted Potter Jr. 2013 (3<sup>rd</sup> round)
- 29: Mark Wilson, 2012 (4<sup>th</sup> round)
- 29: Troy Matteson, 2009 (3<sup>rd</sup> round)
- 29: Phil Mickelson, 2005 (2<sup>nd</sup> round)
- 29: John Huston, 2003 (1<sup>st</sup> round)
- 29: Rory Sabbatini, 2003 (2<sup>nd</sup> round)
- 29: Vijay Singh, 2003 (4<sup>th</sup> round)
- 29: Steve Stricker, 2001
- 29: Mark Calcavecchia, 2001
- 29: Hal Sutton, 1993
- 29: Dillard Pruitt, 1992
- 29: Mark Lye, 1991
- 29: Davis Love III, 1989
- 29: Steve Elkington, 1989
- 29: Bob Lohr, 1988
- 29: Payne Stewart, 1987

### **Low Back 9 at TPC:**

- 29: Scottie Scheffler, 2022 (3<sup>rd</sup> round)
- 29: Phil Mickelson, 2013 (1<sup>st</sup> round)
- 29: Rickie Fowler, 2011 (2<sup>nd</sup> round)
- 29: J.J. Henry, 2006 (2<sup>nd</sup> round)
- 29: Scott Verplank, 1998
- 29: Grant Waite, 1996

### **Low 18:**

- 60: Phil Mickelson, 2013, TPC (1<sup>st</sup> round)
- 60: Phil Mickelson, 2005, TPC (2<sup>nd</sup> round)
- 60: Mark Calcavecchia, 2001, TPC (2<sup>nd</sup> round)
- 60: Grant Waite, 1996, TPC (4<sup>th</sup> round)
- 61: Jordan Spieth, 2021, TPC (3<sup>rd</sup> round)
- 61: Wyndham Clark 61, 2020, TPC (1<sup>st</sup> round)
- 61: Scott Piercy, 2013, TPC (4<sup>th</sup> round)
- 61: J.J. Henry, 2006, TPC (2<sup>nd</sup> round)
- 61: Don Pooley, 1986, Phoenix CC
- 61: Ben Crenshaw, 1979, Phoenix CC
- 61: Johnny Miller, 1975, Phoenix CC
- 61: Homero Blancas, 1972, Phoenix CC
- 61: Johnny Miller, 1970, Phoenix CC
- 62: Scottie Scheffler, 2022, TPC (3<sup>rd</sup> round)
- 62: Brendan Steele, 2014, TPC (3<sup>rd</sup> Round)
- 62: Ryan Moore, 2013, TPC (4<sup>th</sup> round)
- 62: Rickie Fowler, 2011, TPC
- 62: Camilo Villegas, 2010, TPC

- 62: Harrison Frazar, 2003, TPC
- 62: Steve Stricker, 2001, TPC
- 62: Steve Jones, 1997, TPC
- 62: Mark Calcavecchia, 1996, TPC
- 62: Curt Byrum, 1996, TPC
- 62: Doug Tewell, 1987, TPC
- 62: J.C. Snead, 1973, Arizona CC
- 62: Billy Casper, 1971, Arizona CC
- 62: Gene Littler, 1969, Arizona CC
- 62: Doug Sanders, 1961, Arizona CC

**Low first 36:**

- 125: Phil Mickelson, 2013, TPC 60-65
- 125: Mark Calcavecchia, 2001, TPC 65-60
- 126: Steve Jones, 1997, TPC 62-64
- 128: Spencer Levin, 2012, TPC 65-63
- 128: Tommy Gainey, 2011, TPC 63-65
- 128: J.J. Henry, 2006, TPC 67-61
- 128: Hal Sutton, 1986, Phoenix CC 64-64
- 128: Ben Crenshaw, 1979, Phoenix CC 67-61
- 128: Johnny Miller, 1975, Phoenix CC 67-61
- 129: Rickie Fowler, 2019, TPC 64-65
- 129: Mark Wilson, 2011, TPC 65-64
- 129: Jeff Quinney, 2007, TPC 66-63
- 129: Tim Petrovic, 2003, TPC 66-63
- 129: Harrison Frazar, 2003, TPC 62-67

**Low consecutive 36:**

- 124: Mark Calcavecchia, 2001, TPC 60-64 (2nd & 3rd rounds)
- 125: Phil Mickelson, 2013, TPC 60-65 (1<sup>st</sup> and 2<sup>nd</sup> rounds)
- 125: Scott Piercy, 2013, TPC 64-61 (3<sup>rd</sup> and 4<sup>th</sup> rounds)
- 126: Phil Mickelson, 2005, TPC 60-66 (2<sup>nd</sup> and 3<sup>rd</sup> rounds)

**Low last 36:**

- 125: Scott Piercy, 2013, TPC 64-61
- 128: Aaron Baddeley, 2007, TPC 64-64
- 128: Vijay Singh, 2003, TPC 65-63
- 128: Lee Janzen, 2002, TPC 64-64
- 128: Lanny Wadkins, 1982, Phoenix CC 63-65
- 128: Billy Casper, 1971, Arizona CC 66-62
- 128: Gene Littler, 1969, Arizona CC 62-66
- 129: Scottie Scheffler, 2022, TPC, 62-67
- 129: Martin Laird, 2011, TPC 64-65

**Low 54:**

- 189: Phil Mickelson, 2013, TPC 60-65-64
- 189: Mark Calcavecchia, 2001, TPC 65-60-64
- 191: Steve Jones, 1997, TPC 62-64-65
- 193: Rickie Fowler, 2019, TPC 64-65-64

- 195: Rocco Mediate, 2001, TPC 68-63-64
- 196: Spencer Levin, 2012, TPC 65-63-68
- 196: Tommy Gainey, 2011, TPC 63-65-68
- 196: Harrison Frazar, 2003, TPC 62-67-67
- 196: David Duval, 1997, TPC 66-65-65
- 196: Hal Sutton, 1986, Phoenix CC 64-64-68
- 196: Johnny Miller, 1975, Phoenix CC 67-61-68
- 196: Miller Barber, 1971, Arizona CC 65-64-67

**Low consecutive 54:**

- 189: Phil Mickelson, 2013, TPC 60-65-64 (1<sup>st</sup>, 2<sup>nd</sup> and 3<sup>rd</sup> rounds)
- 189: Mark Calcavecchia, 2001, TPC 65-60-64 (1st, 2nd & 3rd rounds)
- 191: Scott Piercy, 2013, TPC 66-64-61 (2<sup>nd</sup>, 3<sup>rd</sup> & 4<sup>th</sup> rounds)

**Low 72:**

- 256: Phil Mickelson, 2013, TPC 60-65-64-67
- 256: Mark Calcavecchia, 2001, TPC 65-60-64-67
- 258: Steve Jones, 1997, TPC 62-64-65-67
- 260: Brandt Snedker, 2013, TPC 64-66-65-65
- 260: Johnny Miller, 1975, Phoenix CC 67-61-68-64
- 261: Scott Piercy, 2013, TPC 70-66-64-61
- 261: Vijay Singh, 2003, TPC 67-66-65-63
- 261: Miller Barber, 1971, Arizona CC 65-64-67-65

**Most strokes under par for 72 holes:**

- 28: Phil Mickelson, 2013, TPC
- 28: Mark Calcavecchia, 2001, TPC
- 24: Brandt Snedker, 2013, TPC

**Most birdies in 72 holes:**

- 32: Mark Calcavecchia, 2001, TPC
- 29: Phil Mickelson, 2013, TPC

**Most Under Par on Par 3s at TPC since 1987**

- 9 Phil Mickelson, 2013
- 7 Chris DiMarco, 2003
- 7 Scott Hoch, 2003

**Most Players Lower Than 20-Under Par at TPC**

- 4 – (2013) Phil Mickelson (-28), Brandt Snedker (-24), Scott Piercy (-23), Ryan Moore (-22)
- 2 – (2007) Aaron Baddley (-21), John Rollins (-20)
- 2 – (2003) Vijay Singh (-23), John Huston (-20)
- 2 – (2001) Mark Calcavecchia (-28), Rocco Mediate (-20)

**Most consecutive birdies at the TPC:**

- 7: J.J. Henry, 2006, 2<sup>nd</sup> round (holes 9-15)
- 6: Justin Thomas, 2018, 3<sup>rd</sup> round (holes 1-6)
- 6: Justin Leonard, 2004, 3<sup>rd</sup> round (holes 13-18)
- 6: Chris DiMarco, 2004, 4<sup>th</sup> round (holes 10-15)



- 6: Steve Stricker, 2003 (holes 11-16)
- 6: Ed Fiori, 1992
- 6: Mark Lye, 1991, 2<sup>nd</sup> round (holes 1-6)

**Longest birdie-eagle streak at TPC:**

- 5: Grant Waite, 1996 (E, B, E, B, B)
- 5: Ben Crenshaw, 1995 (B, E, B, B, B)
- 5: Ken Green, 1994 (B, E, B, E, B)

**Lowest 1st round:**

- 60: Phil Mickelson, 2013, TPC
- 61: Wyndham Clark, 2020, TPC
- 62: Camilo Villegas, 2010, TPC
- 62: Harrison Frazar, 2003, TPC
- 62: Steve Jones, 1997, TPC
- 62: J.C. Snead, 1973, Arizona CC

**Lowest 2nd round:**

- 60: Phil Mickelson, 2005, TPC
- 60: Mark Calcavecchia, 2001, TPC
- 61: J.J. Henry, 2006, TPC
- 61: Don Pooley, 1986, Phoenix CC
- 61: Ben Crenshaw, 1979, Phoenix CC
- 61: Johnny Miller, 1975, Phoenix CC
- 61: Homero Blancas, 1972, Phoenix CC
- 62: Rickie Fowler, 2011, TPC
- 62: Steve Stricker, 2003, TPC
- 62: Steve Stricker, 2001, TPC

**Lowest 3rd round:**

- 61: Jordan Spieth, 2021, TPC
- 61: Johnny Miller, 1970, Phoenix CC
- 62: Scottie Scheffler, 2022, TPC
- 62: Brendan Steele, 2014, TPC
- 62: Chris DiMarco, 2003, TPC
- 62: Doug Tewell, 1987, TPC
- 62: Gene Littler, 1969, Arizona CC

**Lowest 4th round:**

- 60: Grant Waite, 1996, TPC
- 61: Scott Piercy, 2013, TPC

**Lowest 4th round by winner:**

- 63: Vijay Singh, 2003, TPC
- 63: Mark Calcavecchia, 1992, TPC
- 64: Aaron Baddeley, 2007, TPC
- 65: Kyle Stanley, 2012, TPC
- 65: Hunter Mahan, 2010, TPC

**Highest 4th round by winner:**

74: Rickie Fowler, 2019, TPC  
73: Jerry Pate, 1977, Phoenix CC  
73: Jimmy Demaret, 1949, Phoenix CC  
72: Harry Cooper, 1933, Phoenix CC  
71: J.B. Holmes, 2008, TPC  
71: Rocco Mediate, 1999, TPC  
71: Nolan Henke, 1991, TPC

**Lowest start by winner:**

60: Phil Mickelson, 2013, TPC  
62: Steve Jones, 1997, TPC

**Highest start by winner:**

74: Harold McSpaden, 1944, Phoenix CC  
73: Phil Mickelson, 2005, TPC  
73: Dudley Wysong, 1966, Phoenix CC  
72: Kenny Perry, 2009, TPC Scottsdale  
72: Cary Middelcoff, 1956, Phoenix CC  
71: Dale Douglass, 1970, Phoenix CC  
71: Rod Funseth, 1965, Arizona CC  
71: Jack Nicklaus, 1964, Phoenix CC  
71: Ed Furgol, 1954, Phoenix CC  
71: Lloyd Mangrum, 1953, Phoenix CC  
70: Vijay Singh, 1995, TPC

**Highest 72 hole total by winner:**

285: Ralph Guldahl, 1932, Phoenix CC  
281: Harry Cooper, 1933, Phoenix CC  
278: Dudley Wysong, 1966, Phoenix CC  
278: Jimmy Demaret, 1949, Phoenix CC

**Highest 72 hole total by winner at TPC:**

273: Rocco Mediate, 1999, TPC  
273: Lee Janzen, 1993, TPC

**Youngest Phoenix Open Winners:**

Ralph Guldahl, 1932 AZ Open: 20 years, 2 months and 9 days  
Jerry Pate, 1977: 23 years, three months and three days  
J.B. Holmes, 2006: 23 years, nine months and 9 days  
Kyle Stanley, 2012: 24, two months, 17 days  
Brooks Koepka, 2015: 24, eight months, 26 days

**Oldest Phoenix Open Winners:**

Kenny Perry, 2009: 48 years, 3 months and 21 days  
Julius Boros, 1967: 46 years, 11 months, 9 days  
Miller Barber, 1978: 46 years, 10 months, 2 days  
Phil Mickelson, 2013: 42 years, 7 months, 18 days  
Calvin Peete, 1985: 41 years 6 months, 2 days

### **PGA TOUR Rookies To Win the Phoenix Open:**

J.B. Holmes, 2006

### **First Career Win at the Phoenix Open:**

2022 Scottie Scheffler  
2015 Brooks Koepka  
2014 Kevin Stadler  
2012 Kyle Stanley  
2006 J.B. Holmes  
1998 Jesper Parnevik  
1990 Tommy Armour III  
1987 Paul Azinger  
1980 Jeff Mitchell  
1976 Bob Gilder  
1966 Dudley Wysong  
1965 Rod Funseth  
1954 Ed Furgol

### **First Career Win In His First Start at the Phoenix Open:**

2015 Brooks Koepka  
2012 Kyle Stanley  
2006 J.B. Holmes

### **Two-Time Phoenix Open Winners:**

Scottie Scheffler	2022, 2023
Brooks Koepka	2015, 2021
Hideki Matsuyama	2016, 2017
J.B. Holmes	2006, 2008
Vijay Singh	1995, 2003
Bob Gilder	1976, 1983
Miller Barber	1971, 1978
Johnny Miller	1974, 1975
Lloyd Mangrum	1952, 1953
Jimmy Demaret	1949, 1950
Byron Nelson	1939, 1945
Ben Hogan	1946, 1947
Ed Oliver	1940, 1941

### **Three-Time Phoenix Open Winners:**

Phil Mickelson	1996, 2005, 2013
Mark Calcavecchia	1989, 1992, 2001
Gene Littler	1955, 1959, 1969
Arnold Palmer	1961, 1962, 1963

### **Largest Margin of Victory:**

14: Johnny Miller over Jerry Heard, 1975, Phoenix CC  
12: Arnold Palmer over Jack Nicklaus, 1962, Phoenix CC  
12: Byron Nelson over Ben Hogan, 1939, Phoenix CC

11: Steve Jones over Jesper Parnevik, 1997, TPC

**Largest Leading Margins:**

After 18 holes: 4 shots, Phil Mickelson, 2013, TPC  
3 shots, Davis Love III, 1988, TPC  
3 shots, Arnold Palmer, 1962, Phoenix CC  
3 shots, Paul Runyan, 1940, Phoenix CC

After 36 holes: 6 shots, Johnny Miller, 1975, Phoenix CC  
6 shots, Byron Nelson, 1939, Phoenix CC  
5 shots, Mark Calcavecchia, 2001, TPC  
5 shots, Steve Jones, 1997, TPC  
5 shots, Spencer Levin, 2012, TPC  
4 shots, J.J. Henry, 2006, TPC

After 54 holes: 12 shots, Byron Nelson, 1939, Phoenix CC  
7 shots, Johnny Miller, 1975, Phoenix CC  
6 shots, Phil Mickelson, 2013, TPC  
6 shots, Mark Calcavecchia, 2001, TPC  
6 shots, Rocco Mediate, 1999, TPC  
6 shots, Spencer Levin, 2012, TPC

**Come-From-Behind Victories:**

After 18 Holes: 8 shots back, Harold McSpaden, 1944  
7 shots back, Brooks Koepka, 2015  
Kenny Perry, 2009  
Dale Douglass, 1970  
Dudley Wysong, 1966  
Ed Furgol, 1954

6 shots back, Hunter Mahan, 2010  
Phil Mickelson, 2005  
Vijay Singh, 1995

After 36 Holes: 9 shots back, Scottie Scheffler, 2022  
7 shots back, Brooks Koepka, 2015  
Hunter Mahan, 2010  
Sandy Lyle, 1988  
Dudley Wysong, 1966

6 shots back, Aaron Baddeley, 2007

After 54 Holes: 8 Shots back, Kyle Stanley, 2012  
7 shots back, Sandy Lyle, 1988

**Sudden-Death Playoffs:**

2022: Scottie Scheffler def. Patrick Cantlay, 3 holes  
2020: Webb Simpson def. Tony Finau, 1 hole  
2018: Gary Woodland def. Chez Reavie, 1 hole  
2017: Hideki Matsuyama def. Webb Simpson, 4 holes  
2016: Hideki Matsuyama def. Rickie Fowler, 4 holes  
2011: Mark Wilson def. Jason Dufner, 2 holes  
2009: Kenny Perry def. Charlie Hoffman, 3 holes

2008: J.B. Holmes def. Phil Mickelson, 1 hole  
1996: Phil Mickelson def. Justin Leonard, 3 holes  
1995: Vijay Singh def. Billy Mayfair, 1 hole  
1988: Sandy Lyle def. Fred Couples, 3 holes  
1983: Bob Gilder def. Rex Caldwell, Johnny Miller & Mark O'Meara, 8 holes  
1977: Jerry Pate def. Dave Stockton, 1 hole  
1972: Homero Blancas def. Lanny Wadkins, 1 hole  
1954: Ed Furgol def. Cary Middlecoff, 1 hole

**18-Hole Playoffs:**

1961: Arnold Palmer (67) def. Doug Sanders (70)  
1960: Jack Fleck (68) def. Bill Collins (71)  
1949: Jimmy Demaret (67) def. Ben Hogan (70)  
1946: Ben Hogan (68) def. Herman Keiser (70)  
1944: Harold McSpaden (70) def. Byron Nelson (72)

**Most Years Played:**

30: Phil Mickelson  
29: Gene Littler  
29: Jerry Barber  
29: Jim Ferrier  
28: Tom Purtzer  
28: Johnny Bulla  
27: Mark Calcavecchia  
27: Dale Douglass  
27: Kenny Perry  
26: Miller Barber  
26: Billy Mayfair  
25: Paul Azinger  
25: Howard Twitty  
24: Bill Johnson  
23: Bob Gilder  
23: Tommy Armour III  
23: Rocco Mediate

**Most Rounds Played:**

107: Gene Littler  
106: Phil Mickelson  
93: Tom Purtzer  
92: Mark Calcavecchia  
91: Kenny Perry  
87: Jim Ferrier  
86: Paul Azinger  
86: Don January  
85: Jerry Barber  
84: Billy Mayfair

**Holes-in-one at the TPC:**

2023: Rickie Fowler, 7<sup>th</sup> hole, 4<sup>th</sup> round, 216 yards, 6-iron

2022: Carlos Ortiz, 16<sup>th</sup> hole, 4<sup>th</sup> round, 179 yards, 9-iron  
 2022: Sam Ryder, 16<sup>th</sup> hole, 3<sup>rd</sup> round, 124 yards, wedge  
 2020: JB Holmes, 4<sup>th</sup> hole, 1<sup>st</sup> round, 175 yards, 7-iron  
 2020: Scott Piercy, 7<sup>th</sup> hole, 2<sup>nd</sup> round, 194 yards, 6-iron  
 2020: Webb Simpson, No. 12, 3<sup>rd</sup> round, 196 yards, 7-iron  
 2019: Branden Grace, 7<sup>th</sup> hole, 193 yards, 8-iron  
 2016: Chad Campell, 7<sup>th</sup> hole, 194 yards, 6-iron  
 2016: Jack Maquire, 12<sup>th</sup> hole, 206 yards, 7-iron  
 2015: Francisco Molinari, 16<sup>th</sup> hole, 133 yards, PW  
 2011: Jarrod Lyle, 16<sup>th</sup> hole, 150-yards, 8-iron  
 2011: Brendon Steele, 12<sup>th</sup> hole, 174 yards  
 2008: Wil Mackenzie, 12<sup>th</sup> hole, 185-yards, 6-iron  
 2007: Heath Slocum, 4<sup>th</sup> hole, 179-yards, 7-iron  
 2003: Bob Burns, 4<sup>th</sup> hole, 175 yards, 6-iron  
 2003: Tim Herron, 4<sup>th</sup> hole, 182 yards, 7-iron  
 2002: Mike Sposa, 16<sup>th</sup> hole, 7-iron, 2nd round  
 2001: Andrew Magee, 17<sup>th</sup> hole (par 4), driver, 1st round  
 1998: Wayne Levi, 12<sup>th</sup> hole, 4-iron, 2nd round  
 1997: Steve Stricker, 16<sup>th</sup> hole, 6-iron, 4th round  
 1997: Tiger Woods, 16<sup>th</sup> hole, 9-iron, 3rd round  
 1992: Bruce Lietzke, 4<sup>th</sup> hole, 8-iron, 4th round  
 1992: Mark Calcavecchia, 4<sup>th</sup> hole, 8-iron, 1st round  
 1991: Jay Delsing, 16<sup>th</sup> hole, 9-iron, 3rd round  
 1990: Brad Bryant, 16<sup>th</sup> hole, 1st round  
 1990: Andrew Magee, 4<sup>th</sup> hole, 1st round  
 1990: David Edwards, 16<sup>th</sup> hole, 3rd round  
 1990: Bill Sander, 4<sup>th</sup> hole, 9-iron, 3rd round  
 1989: Billy Pierot, 7<sup>th</sup> hole, 1st round  
 1988: Hal Sutton, 16<sup>th</sup> hole, 3rd round  
 1987: Larry Rinker, 12<sup>th</sup> hole, 5-iron, 2nd round

**Double eagles at the TPC:**

1990: Tom Pernice, Jr., 15<sup>th</sup> hole

**"Making the Cut" at the TPC (since 1987):**

<u>Year</u>	<u>Cut Score</u>	<u># Making Cut</u>
2023	142	66
2022	140	67
2021	139	66
2020	141	67
2019	141	73
2018	141	72
2017	141	75
2016	143	69
2015	143	76
2014	141	77
2013	138	74
2012	142	78
2011	139	75

2010	139	78
2009	142	71
2008	140	70
2007	140	74
2006	141	72
2005	145	77
2004	142	70
2003	138	72
2002	141	70
2001	140	71
2000	142	79
1999	147	71
1998	142	72
1997	141	73
1996	142	70
1995	141	70
1994	141	73
1993	141	76
1992	141	79
1991	140	80
1990	143	82
1989	143	84
1988	141	69
1987	142	76

**Round-by-round scoring averages at TPC:**

<b>Year</b>	<b>1st Rd.</b>	<b>2nd Rd.</b>	<b>3rd Rd.</b>	<b>4th Rd.</b>	<b>Overall</b>
<b>2023</b>	72.373	70.568	70.121	69.833	70.980
<b>2022</b>	70.727	70.106	69.881	70.194	70.289
<b>2021</b>	70.364	<b>69.136</b>	68.848	68.879	69.455
<b>2020</b>	70.592	70.470	69.164	70.636	70.317
<b>2019</b>	70.386	70.618	69.479	71.575	70.511
<b>2018:</b>	70.893	70.047	69.903	70.208	70.263
<b>2017:</b>	70.939	70.115	69.200	70.013	70.192
<b>2016:</b>	70.847	71.465	71.014	70.588	70.977
<b>2015:</b>	70.697	72.023	69.553	69.855	70.532
<b>2014:</b>	70.341	70.705	70.338	71.364	70.644
<b>2013:</b>	<b>69.015</b>	68.90	69.365	<b>68.527</b>	<b>68.954</b>
<b>2012:</b>	70.470	71.214	70.878	70.462	70.758
<b>2011:</b>	69.885	71.000	<b>68.689</b>	70.405	69.994
<b>2010:</b>	70.111	69.294	70.244	70.449	69.930
<b>2009:</b>	71.356	71.031	69.887	70.690	70.877

<b>2008:</b>	70.508	69.939	69.986	70.942	70.306
<b>2007:</b>	70.377	69.899	69.270	69.370	69.845
<b>2006:</b>	70.473	70.469	69.806	70.423	70.343
<b>2005:</b>	74.145	70.225	70.078	70.948	71.572
<b>2004:</b>	70.894	70.754	69.329	70.757	70.552
<b>2003:</b>	69.667	<b>68.742</b>	68.639	69.347	69.130
<b>2002:</b>	71.394	69.687	69.843	70.100	70.345
<b>2001:</b>	69.977	70.219	71.592	70.127	70.363
<b>2000:</b>	70.748	71.108	69.797	71.342	70.792
<b>1999:</b>	74.523	72.913	71.958	72.718	73.239
<b>1998:</b>	71.076	71.123	71.000	70.986	71.061
<b>1997:</b>	71.045	70.162	69.288	71.603	70.549
<b>1996:</b>	71.000	71.244	69.814	69.329	70.576
<b>1995:</b>	72.242	69.791	69.986	70.029	70.673
<b>1994:</b>	70.780	70.824	70.548	70.233	70.655
<b>1993:</b>	70.588	70.508	72.299	72.855	71.297
<b>1992:</b>	70.712	70.015	69.633	69.924	70.145
<b>1991:</b>	70.361	70.076	69.650	69.713	70.027
<b>1990:</b>	72.077	71.028	71.277	72.951	71.758
<b>1989:</b>	70.389	72.786	70.129	69.786	70.969
<b>1988:</b>	71.951	71.106	71.714	71.855	71.275
<b>1987:</b>	71.141	71.460	69.724	70.987	70.960

### **Top All-Time Money Winners Through 2023**

<b>Player</b>	<b>Starts</b>	<b>Official Money</b>
Mickelson, Phil	30	\$4,198,677.57
Matsuyama, Hideki	9	\$3,601,914.42
Fowler, Rickie	14	\$3,270,913.00
Koepka, Brooks	5	\$2,930,750.00
Simpson, Webb	11	\$2,770,989.42
Holmes, J.B.	16	\$2,702,237.46
Watson, Bubba	16	\$2,656,584.35
Singh, Vijay	17	\$2,156,115.35
Perry, Kenny	27	\$2,146,161.02
Woodland, Gary	13	\$1,919,135.83
Mahan, Hunter	14	\$1,753,199.99



Scheffler, Scottie	3	\$1,705,341.66
DiMarco, Chris	15	\$1,685,455.00
Calcavecchia, Mark	27	\$1,656,700.24
Na, Kevin	15	\$1,655,209.76
Mediate, Rocco	23	\$1,550,127.72
Wilson, Mark	10	\$1,464,251.86
Thomas, Justin	8	\$1,451,000.00
Schauffele, Xander	5	\$1,444,861.66
Baddeley, Aaron	18	\$1,376,125.70
Snedeker, Brandt	14	\$1,360,600.70
Piercy, Scott	13	\$1,338,667.87
Steele, Brendan	12	\$1,323,407.31
Laird, Martin	14	\$1,316,788.00
Rollins, John	12	\$1,296,996.32
Stadler, Kevin	8	\$1,276,298.00
Palmer, Ryan	15	\$1,248,709.89
Crane, Ben	12	\$1,218,770.99
Stanley, Kyle	11	\$1,193,375.66
Lehman, Tom	20	\$1,145,690.80
Kuchar, Matt	13	\$1,127,668.30
Moore, Ryan	17	\$1,107,067.80
Reavie, Chez	14	\$1,090,377.97
Kaye, Jonathan	12	\$1,065,622.86
Toms, David	20	\$1,017,144.20
Hoffman, Charley	16	\$963,509.42
Grace, Branden	3	\$958,436.86
DeLaet, Graham	7	\$951,275.00
Leonard, Justin	22	\$926,035.66
Verplank, Scott	22	\$905,566.43
Rahm, Jon	7	\$904,020.36
Cantlay, Patrick	1	\$893,800.00
Parnevik, Jesper	17	\$875,717.53
English, Harris	10	\$873,566.67
Finau, Tony	7	\$863,740.00
Dufner, Jason	8	\$842,380.00
Howell III, Charles	16	\$831,036.46
Horschel, Billy	10	\$798,804.69

###