WYNDHAM CHAMPIONSHIP

# THE FINALE...
## is just the **beginning.**

*The battle for the FedExCup Playoffs.* | August 7-11

# 2024 MEDIA GUIDE

**LUCAS GLOVER**
2023 Champion

WYNDHAM REWARDS®

FedEx

WYNDHAM
CHAMPIONSHIP
FORE!GOOD

Creating a positive impact in the community is a central focus of the Wyndham Championship, and Wyndham Championship Fore! Good highlights all of the ways the tournament generates charitable impact throughout central North Carolina. By inspiring the next generation through education, supporting community development and inclusivity, and helping preserve our natural resources, the Wyndham Championship's local impact is "Fore! Good."

Since it was founded in 1938, the Wyndham Championship has been creating significant charitable impact throughout the Piedmont Triad. The Wyndham Championship is presented by the Piedmont Triad Charitable Foundation, a registered 501(c)3 non-profit organization.

For more information, visit WyndhamChampionship.com/about/charities.

WYNDHAM
REWARDS®

# 2024 Wyndham Championship Media Guide

## TABLE OF CONTENTS


**TOURNAMENT INFORMATION**

Tournament Fact Sheet .....6-7
Tournament Media Officials .....7
PGA TOUR Media Officials .....7
Welcome from Tournament Director Bobby Powell .....8
Wyndham Championship Fore! Good .....9-11
Irwin Smallwood Media Center.....12
Media Center Information .....12
Wyndham Championship Tournament History.....13-17
Defending Champion – Lucas Glover .....18
PGA TOUR Players With Most Appearances Here .....19
The PGA TOUR's Seventh-Oldest Tournament .....19
Comcast Business Tour Top 10/FedExCup.....20-21
Wyndham Winners' FedExCup Points Moves.....21
Sedgefield Country Club.....22-26
Course Map, Hole Descriptions.....22-25
Hole Statistics .....26

**PLAYER and TOURNAMENT HISTORY**

Top-50 All-Time Wyndham Money Winners.....27
Wyndham Championship Past Champions.....28-29
Year-By-Year Tournament Summaries .....30-104

**RECORDS, FACTS and FIGURES**

Round-by-Round Scoring Averages.....108
Tournament Records – Sedgefield Country Club & Starmount Country Club.....108
Lowest 18 Holes
Lowest First-, Second- and Third-Round Scores
Lowest Final-Round Score
Highest Final-Round Score
Course Record
Tournament Records .....109
Lowest 18 Holes
Lowest First-, Second- and Third-Round Scores
Lowest First-Round Score by Winner
Lowest Final-Round Score
Lowest, Highest Cuts
Best Second 36-Hole Total
Tournament Records continued..... 109
Lowest 72-Hole Total
Lowest Consecutive Rounds
Highest Final Round by a Winner
Highest Winning 72-Hole Total
Lowest 9 Holes
Largest Margin of Victory
Largest 18-, 36-, 54-Hole Leads
Highest First Round by WC Winner
Highest Final Round by WC Winner
Wire-to-Wire Winners
Weather-Shortened Tournaments

**WYNDHAM CHAMPIONSHIP BY THE NUMBERS**

Multiple Winners .....110
Back-to-Back Winners .....110
Oldest/Youngest Winners .....110
First-Time PGA TOUR Winners .....110
International Winners .....110
Winners Representing ACC Schools.....110
Winners From North Carolina.....110
Winners With the First-Round Lead.....110
Winners With the Second-Round Lead .....110
Winners With the Third-Round Lead .....110
One-Shot Margin of Victory, Regulation .....110
Best Finish by an Amateur.....110
Winners Without a Bogey .....110
Winners Claiming a Major in Same Year.....110
WC Winners With Major Championships....110
WC Winners winning the Masters, U.S. Open, Open Championship and PGA Championship.....111
Holes-in-One, Double-Eagles .....111
Most Birdies in a Tournament .....112
Total Birdie Leaders .....112
Wyndham Championship Playoffs.....112
Best Come-From-Behind Win.....112
Multiple Runner-Up Finishes .....113
All WC Runners-Up .....113
All-Time Top-10 Finishes .....113-117

**Player History, 1938-2018.....After Page 117**



**2024 Wyndham Championship Media Guide**
Editor – Rob Goodman, 3-G Sports, LLC
Layout and Pagination – Leslie Johnson

# EVERY COURSE, EVERY TRIP, IS A NEW EXPERIENCE

Explore golf resorts all over the world.

*travelandleisureco.com/golf*

TRAVEL+ LEISURE

©2024 Travel + Leisure Co. All rights reserved.

0300-2024 7/24

WYNDHAM
HOTELS & RESORTS

Wyndham Grand Crete Mirabello Bay
*Greece*

For every trip and every traveler,
**Your Wyndham is Waiting.**

Explore 9,000+ hotels across 25 trusted brands.

Book now at **WyndhamHotels.com**

WYNDHAM
HOTELS & RESORTS

REGISTRY COLLECTION HOTELS · WYNDHAM GRAND · DOLCE HOTELS AND RESORTS · esplendor · DAZZLER · WYNDHAM · waterwalk EXTENDED STAY · VIENNA HOUSE · TRYP BY WYNDHAM · TM TRADEMARK COLLECTION BY WYNDHAM · Alltra ALL-INCLUSIVE · LA QUINTA · WINGATE BY WYNDHAM · WYNDHAM GARDEN · Hawthorn EXTENDED STAY · AmericInn · BAYMONT · RAMADA · Ramada encore · MICROTEL BY WYNDHAM · ECHOSUITES EXTENDED STAY · Days Inn · Super 8 · Howard Johnson · Travelodge

# 85th Annual Wyndham Championship
# Tournament Facts

Dates: Aug. 6-11, 2024
Tournament Director: Bobby Powell
Sedgefield Country Club
Par: 35-35—70
Yardage: 7,131 yards
Purse: $7.9 Million | Winner's Share: $1,422,000

## The Field

The starting field of 156 players is determined by the PGA TOUR. The Wyndham Championship has eight sponsor exemptions, and the top four finishers in the qualifying tournament Monday, August 5, 2024, will complete the field.

## Format

Play will be contested over 72 holes of stroke play. The low 70 golfers and ties will make the 36-hole cut. Should there be a tie for the lead following the final round, a sudden-death playoff will occur.

## 2023 Wyndham Championship Recap

Lucas Glover won the 84th Wyndham Championship conquering a field that was arguably among the strongest in modern tournament history. With the number of players qualifying for the FedExCup playoffs reduced to 70, the Wyndham Championship became a must-play event for anyone ranked 50th to 100th in points. With the list of 50 players qualifying for the 2024 $20 Million signature events being determined following the opening playoff event, the Wyndham Championship became the place to be for anyone ranked 40th to 100th in points - every golfer, except one, ranked 46th to 100th in points was in the field. Justin Thomas, Adam Scott and Shane Lowry all played in hopes of making the FedExCup playoffs, but despite Scott's final-round 63 and Thomas' final-hole drama, none of the three did. Had Thomas holed his chip that bounced off the pin to miss by a foot on the 72nd hole, he would have made the playoffs instead of finishing 71st in points. Russell Henley opened the tournament 62-66 and led after the first two rounds, but Glover fired his own 8-under par 62 on Saturday to join Billy Horschel at 18-under par after three rounds with Henley one back in third. On Sunday, Glover's steady 2-under 68 was enough to win by two over Henley and Ben An. It was his fifth-career win, and the Clemson University alumnus became the 8th golfer representing an ACC school to hoist the Sam Snead Cup.

## Tournament Schedule, Television and Radio

**Monday Aug. 5**
Truist Monday Pro-Am; Course Closed to General Public.
PGA TOUR professionals practice rounds.
First Tee – Central Carolina Clinic: Gillespie Golf Course: 3 p.m.
PGA TOUR Radio: Katrek & Maginnes on Tap, 4 –6 p.m.

**Tuesday Aug. 6**
PGA TOUR professionals practice rounds; Course Closed to General Public.
Tesori Family Foundation All-Star Clinic – Grandover Resort.
Executive Women's Day Presented by Cone Health – invitation only.
PGA TOUR Radio: Katrek & Maginnes on Tap, 4-6 p.m.
Fins Up 5K Fun Run, 5 p.m. – advance registration required.
Wyndham Championship Kickoff Concert with George Birge, One Thirteen Brewhouse, 9 p.m.

**Wednesday Aug. 7**
DeJoy/Wos Family Foundation Wednesday Pro-Am.
PGA TOUR Radio: Katrek & Maginnes on Tap, 4-6 p.m.

**Thursday Aug. 8**
Wyndham Championship first round.
Champions Breakfast presented by NC Carolina Core and Truist – invitation only
Television: 3-6 p.m. on Golf Channel (Replay: Midnight-3 a.m.).
PGA TOUR Live on ESPN+: 6:45 a.m. until 6 p.m.
PGA TOUR Radio: Live broadcast, Noon-6 p.m. (Replay: 9 p.m.-3 a.m.)
PGA TOUR Radio: "The Wrap" Postgame Show: 6-7 p.m.

**Friday Aug. 9**
Wyndham Championship second round.
Television: 3-6 p.m. on Golf Channel (Replay: Midnight-3 a.m.).
PGA TOUR Live on ESPN+: 6:45 a.m. until 6 p.m.
PGA TOUR Radio: Live broadcast, Noon-6 p.m. (Replay: 9 p.m.-3 a.m.)
PGA TOUR Radio: "The Wrap" Postgame Show: 6-7 p.m.

**Saturday Aug. 10**
Wyndham Championship third round.
Television: 1-3 p.m. on Golf Channel; 3-6 p.m. on CBS.
Broadcast replay: 3-6 a.m. (Sunday) on Golf Channel.
PGA TOUR Live on ESPN+: 7:45 a.m. until 6 p.m.
PGA TOUR Radio: Live broadcast: 1-6 p.m. (Replay: 9 p.m.-2 a.m.)
PGA TOUR Radio: "The Wrap" Postgame Show: 6-7 p.m.

**Sunday Aug. 11**
Wyndham Championship final round.
Presentation of Sam Snead Cup –18 green following play.
Television: 1-3 p.m. on Golf Channel; 3-6 p.m. on CBS.
Broadcast replay: 9 p.m.-12:30 a.m. Sunday, 2:30-6 a.m.,
7 a.m.-Noon and 10 p.m.-3 a.m. Monday on Golf Channel.
PGA TOUR Live on ESPN+: 7:45 a.m. until 6 p.m.
PGA TOUR Radio: 1-6 p.m. (Replay: 9 p.m.-2 a.m.)
PGA TOUR Radio: "The Wrap" Postgame Show: 6-8 p.m.

## Tournament Media Officials and Contact Information

Rob Goodman; 3-G Sports, LLC
Wyndham Championship Director of Media Relations
**Mobile:** (336) 209-9590
**E-mail:** rob@3-gsports.com

Rob Myers
Wyndham Rewards Media Contact
Senior Director, Global Communications
**Office:** (973) 753-7086
**E-mail:** rob.myers@wyndham.com

## PGA TOUR Onsite Media Officials and Contact Information

John Bush, PGA TOUR
**Mobile:** (904) 923-7419
**E-mail:** JohnBush@pgatourhq.com

Jack Ryan, PGA TOUR
**Mobile:** (973) 738-6092
**E-mail:** JackRyan@pgatourhq.com

August 2024

Wyndham Championship Media:

On behalf of Wyndham Rewards, the Wyndham Championship staff and the Piedmont Triad Charitable Foundation Board of Directors, welcome to the Wyndham Championship at Sedgefield Country Club! And welcome to the Irwin Smallwood Media Center!

The Wyndham Championship is the seventh-oldest event on the PGA TOUR, excluding the Majors and North Carolina's oldest PGA TOUR event. We're proud to be the final event in the FedExCup regular season and to determine the 70 golfers in the field for the FedExCup Playoffs.

Eighteen World Golf Hall of Famers have won the tournament that was founded in 1938 as the Greater Greensboro Open. Sarazan, Snead, Hogan and Nelson all played here; so did Palmer, Nicklaus and Player. More recent winners and participants continue that tradition with the likes of three-time champion Davis Love III, Tiger Woods, Webb Simpson, Jordan Spieth, Adam Scott, Justin Rose and many more. Few tournaments have a history as rich as ours.

We've created a professional environment in the Irwin Smallwood Media Center, but if you have suggestions or questions, please do not hesitate to pass them along to Rob Goodman or a member of our media center staff. We hope you enjoy the Wyndham Championship at Sedgefield. Thanks for being here, and have a great week.

Sincerely,

Bobby Powell
Tournament Director

WYNDHAM CHAMPIONSHIP FORE!GOOD

Since it was founded in 1938, the Wyndham Championship has been creating significant charitable impact throughout central North Carolina. Together with its partner, Wyndham Rewards, the tournament is committed to making a positive impact in the community and playing a part in Wyndham's philanthropic mission to enrich the lives of families and children in the communities where we live, work and play.

The Wyndham Championship is presented by the Piedmont Triad Charitable Foundation, a registered 501(c)3 non-profit organization. While producing a world class golf event for all to enjoy, the tournament is proud to serve its community through youth and education-related charitable efforts. The Wyndham Championship is passionate about inspiring the next generation and is proud to partner and support these organizations and their programs:

- **Backpack Programs:**
  One out of five children in North Carolina is food insecure, and North Carolina has the 10th-highest childhood food insecurity in the United States. The Wyndham Championship's Birdies Fore Backpacks program works with local organizations to provide backpacks full of nutritious food for children in need when school is not in session. Since the program's inception in 2014, the tournament is proud to have provided more than 910,000 nutritious meals for thousands of Piedmont Triad families. For additional information on our partners, please visit:
  - Backpack Beginnings (www.backpackbeginnings.org)
  - Forsyth Backpacks (www.forsythbackpackprogram.org)
  - Out of the Garden Project (www.outofthegardenproject.org)
  - United Way of Greater High Point (www.unitedwayhp.org)

- **Tesori Family Foundation:**
  The Wyndham Championship, in conjunction with The First Tee – Central Carolina, hosts the Tesori Family Foundation's All-Star Clinic for 25 children with special needs alongside PGA TOUR professionals during tournament week. This free event includes PGA TOUR instruction and demonstrations, along with interactive golf experiences. For additional information, please visit www.tesorifamilyfoundation.org.

- **American Junior Golf Association (AJGA) Liberty National ACE Grant:**
  Wyndham Rewards supports talented junior golfers who lack the financial resources to play a national junior golf schedule through an Achieving Competitive Excellence (ACE) grant. This grant helps fulfill the AJGA's mission of developing young men and women who aspire to earn college golf scholarships through competitive junior golf. In addition, the Wyndham Championship annually hosts the AJGA Wyndham Invitational presented by Odyssey, a major on the AJGA schedule played at Sedgefield Country Club. To date, some 2,800 juniors received Liberty National Ace Grant funds, and those same players earned more than $15 Million in college scholarships. Wyndham Rewards also sponsors the annual AJGA Wyndham Cup, a "Ryder Cup-Style" competition between teams of AJGA all-stars representing the eastern and western halves of the United States. For additional information, please visit www.ajga.org.

- **The First Tee - Central Carolina:**
  The Wyndham Championship is a major supporter of First Tee - Central Carolina, the local chapter of the international initiative founded by the PGA TOUR that enables kids to build the strength of character that empowers them through a lifetime of new challenges. Using golf and life skills as its tools, First Tee provides kids opportunities they may never have otherwise; opportunities for mentoring, enhancing their education and career choices and to learn a game that strengthens character, draws out leadership and builds confidence.

  First Tee - Central Carolina hosts a free youth golf clinic during Wyndham Championship tournament week; the clinic, hosted for the first time in 2023 at historic Gillespie Golf Course near downtown Greensboro, is open to junior golfers ages 5-18, and PGA TOUR professionals help provide instruction. First Tee - Central Carolina is active year-round throughout the Piedmont Triad region, and is specifically focused on serving the East Greensboro and East Winston-Salem communities around Gillespie and Winston Lake golf courses. The chapter positively impacts more than 1,000 participants annually through after-school programs and partners with some 140 local elementary schools, teaching golf and character values in physical education classes. For additional information, please visit www.firstteecentralcarolina.org.

## Irwin Smallwood Media Center Information

### Media Center Hours:

| | |
|---|---|
| Monday | Closed |
| Tuesday | 7 a.m. – 5 p.m |
| Wednesday | 6 a.m. – 6 p.m |
| Thursday | 6 a.m. – 8 p.m. |
| Friday | 6 a.m. – 8 p.m. |
| Saturday | 8 a.m. – 9 p.m. |
| Sunday | 8 a.m. – 10 p.m. |

### Media Shuttle Schedule:

| | |
|---|---|
| Monday | No Media Center Access |
| Tuesday | 6 a.m. until 6:30 p.m. |
| Wednesday | 5:30 a.m. until 7 p.m. |
| Thursday | 4:30 a.m. until 9 p.m. |
| Friday | 4:30 a.m. until 9 p.m. |
| Saturday | 5:30 a.m. until 9:30 p.m. |
| Sunday | 5:30 a.m. until 10 p.m. |

### Food Service Hours:

| | |
|---|---|
| Light Breakfast: | Opening of media center until 9 a.m. |
| Lunch: | 11:30 a.m. – 2:30 p.m. |
| Light Snacks: | 4 p.m. until closing |

# Remembering Irwin Smallwood

Irwin Smallwood was a golf writer, sports editor and managing editor of the Greensboro News & Record, formerly the Greensboro Daily News, where he worked for more than four decades. Smallwood passed away March 9, 2024 at the age of 98. The Wyndham Championship media center was named in his honor in 2004.

Smallwood pioneered golf writing in North Carolina, but he did not limit himself to PGA TOUR events. He was also enthusiastic about junior tournaments and other amateur events, but the Wyndham Championship was a big part of his life. Smallwood was at Sedgefield in 1961 when Charlie Sifford broke the color barrier becoming the first African American golfer to play in a PGA TOUR tournament in the "old south." He assured Sifford that he would be treated fairly. Smallwood once personally delivered a telegram to Gary Player telling him he'd become a father.

His diligence and writing flare earned the Greensboro native three National Golf Writers Association awards and numerous other honors including being named the 1959 National Sports Media Association North Carolina Sportswriter of the Year; he was the first in North Carolina to win the award. Smallwood was promoted to Managing Editor and spent 18 years on the news side of the business prior to five years as executive sports editor before retiring in 1989.

Smallwood was passionate about gender equity and fought for equal access for female writers and reporters so they, too, would have locker-room access like male reporters. He co-founded the Carolinas Golf Writers Association, an organization created so writers would play new golf courses and write about them to grow the game.
Smallwood observed the Wyndham Championship, founded in 1938 as the Greater Greensboro Open, one way or another starting in the late 1940s and was said to have attended more than 70 tournaments as a fan, writer or tournament dignitary; he was the tournament's honorary chairman in 1999. Many share Smallwood's love for the Wyndham Championship, but few, if any, could equal his knowledge and passion for the event.

# Eight Decades of Great Golf, Memorable Tournaments

In 2008, the Wyndham Championship moved back to Sedgefield Country Club and became the only regular-season event on the PGA TOUR contested on a course originally designed by the legendary Donald Ross. The Wyndham Championship is the seventh-oldest event on the PGA TOUR, excluding the Majors, and the 2019 tournament is the 84th renewal of North Carolina's oldest professional golf event. The tournament enjoys a rich history that few PGA TOUR events have.

The Greensboro Jaycees were barely a year old when the idea of a golf tournament began to take life. Dr. Alex Stanford had founded the chapter in 1936 and lawyer Ed Kuykendall Jr. was president in '37 when Greensboro Daily News sports editor Laurence Leonard began pushing the idea, along with Starmount Forest County Club pro George Corcoran. Starmount owner Edward B. Benjamin was solidly behind the notion and had been ever since Starmount had hosted the Carolinas Open of 1932, when Henry Picard beat the legendary Walter Hagen in a classic playoff. As would be repeated later in the life of the tournament, it was the Greensboro business community that finally came to the rescue of the ambitious project. At an August 1937 meeting at the old O. Henry Hotel, attended by the core of the business and civic leadership of the city – including Joseph M. Bryan – the financial ($5,000) underpinning for the tournament was finalized. Later that evening Fred Corcoran, PGA tournament manager, awarded Greensboro tour dates for the spring of 1938 and the Greater Greensboro Open was born. (It is important to note also that Starmount pro George Corcoran was a brother of the PGA's Fred Corcoran, for this connection played a major role in the securing of the GGO's original dates).

The GGO was given a spectacular boost into the national golf picture, from these modest beginnings, through its earliest champions – three of the first four tournaments were won by Sam Snead ('38), Ben Hogan ('40) and Byron Nelson ('41), who for years would dominate the game and remain among the all-time greats in golf. The first five events were played at both Starmount and Sedgefield. After skipping 1943 and '44 for World War II, the tournament resumed at Starmount Forest Country Club in 1945. For the next 13 years, the Greater Greensboro Open alternated between Starmount and Sedgefield. The tournament then moved to Starmount for three straight years.

Alternating between Sedgefield and Starmount was a popular arrangement that suited almost everybody until the 1960 tournament, which followed a hard winter and found Starmount not in the best condition. After winning the tournament for the seventh time, Sam Snead, who for years was said to have buried his money in tomato cans in his back yard, jokingly suggested that Edward Benjamin, who owned Starmount, dig up a few of his tomato cans and fix the course before the next tournament. Benjamin was not amused. He banned Snead from Starmount for life and created a serious problem for the host courses, but with the event growing rapidly, it turned out to be a blessing. Sedgefield, with vastly more space to handle the crowds, became the sole home of the tournament beginning in 1967 and was a major contributor to its development during the next 10 years.

By the late 1970s, however, it was becoming increasingly evident that the tournament needed more space, and Sedgefield did not have it. The membership at Sedgefield, and some of the residents around the course, were becoming less enchanted with the annual invasion of their club. It was an agonizing and controversial decision, but the tournament moved to Forest Oaks Country Club beginning with the 1977 event. The tournament would be played at the Southeast Greensboro course for 31 consecutive years. As it turned out, the move was a good one. Larger galleries and more sponsors than ever enabled the tournament to continue its growth, and the second tournament at Forest Oaks turned up the largest profit in GGO history, a whopping $174,219. A decade and a half later the profits would reach $1 million.

In addition to the course rotation, the tournament has endured numerous name changes. It began in 1938 as the Greater Greensboro Open. That name held until 1998 when K-Mart joined the event as title sponsor. The tournament then became the K-Mart Greater Greensboro Open. After an eight-year relationship with K-Mart, Daimler-Chrysler became the title sponsor, and the tournament became the Greater Greensboro Chrysler Classic. 2003 was a year of change as the Forest Oaks course was redesigned by Davis Love III and his design company. With the revamped course came new October tournament dates and the debut of the next event name, the Chrysler Classic of Greensboro. In 2006, Daimler-Chrysler made a business decision to end its 11-year association with the Piedmont Triad's PGA TOUR event. Wyndham Rewards signed on as the new title sponsor, and the Wyndham Championship debuted in 2007.

## Star-Studded Tournament

Probably never in the history of sport has an athlete bonded with a city not of his birth the way Sam Snead and Greensboro became intertwined through the years. If there is, indeed, a defining moment in the life of a tournament, Greensboro's was when Snead began to call it "my second home." In 1965, Sam Snead was about ready to take his place as a relic of the past. He was being honored on the occasion of his 25th appearance in the GGO, which that year had one of the strongest PGA TOUR fields of the year, including Arnold Palmer, Gary Player, Billy Casper and Julius Boros. He proceeded to win the event by five shots with four sub-70 rounds, and at age 52 years, 10 months and 8 days became the oldest player ever to win a PGA TOUR event – the record still stands today.

But that was not the end of Greensboro's love affair with Snead. Twenty-three years later he would return to help celebrate the tournament's 50th anniversary, to see the street leading to Starmount Forest Country Club renamed Sam Snead Drive. On the 60th anniversary of the tournament, he returned again to celebrate the establishment of the Sam Snead Cup, which goes now to the winner of the tournament. Slammin' Sammy won the then Greater Greensboro Open eight times from 1938 to '65; the record is still the TOUR mark for victories at an event. Other notable winners include Ben Hogan, Byron Nelson, Julius Boros, Gary Player, Al Geiberger, Billy Casper, Gene Littler, George Archer, Chi Chi Rodriguez, Davis Love III, Mark O'Meara, Larry Nelson, Seve Ballesteros, Lanny Wadkins and Raymond Floyd.

## Historical Moments

### 1940

Ben Hogan arrived in Greensboro after winning the North/South Open in Pinehurst, the first of win his career, and won a tournament that was delayed three days by snow. After playing the first round at Starmount, some three inches of snow fell in Greensboro. Once the snow melted, play resumed at Starmount before moving to Sedgefield, where Hogan played 36 spectacular holes to win by nine strokes. After the tournament, Hogan went to Asheville and won the Land of the Sky Open for his third consecutive win.

**1942**

Sam Byrd, former backup player for Babe Ruth and the New York Yankees, produced a final-round rally to win the tournament. Byrd is still the only Major League Baseball player to win a PGA TOUR event.

**1945**

Byron Nelson won the tournament at Starmount Forest. It was the third of his record-setting streak of 11 straight PGA TOUR wins. He defeated Sam Byrd by eight strokes.

**1947**

Tall Vic Gheszi played the ball and the mud with equal skill to win the event in which no one broke par in 72 holes of play.

**1950**

With what PGA TOUR officials called the largest crowd ever on the winter tour watching, Sam Snead won with rounds of 66-70-66-67 in perfect springtime weather at Sedgefield. The tournament actually ran out of tickets, and officials went to Cone Mills to print more for the weekend.

**1952**

Sam Snead finished tied for first with Dave Doyle and seemed headed to a playoff. However, the playoff never happened because the tournament was settled after a rules discussion regarding Snead's second shot at the 17th hole at Starmount. At the par-3, Snead's tee shot landed in the creek, and he incorrectly played the ball on the green side of the creek. Long after play was complete, he was assessed a two-stroke penalty, giving him a new four-round total of 279. The resulting penalty moved Snead from a tie for first place to third, two strokes behind Doyle, who shot 277 and was declared the winner.

**1960**

Since its inception in 1938, the tournament alternated between Sedgefield and Starmount Forest. The 1960 tournament followed a hard winter, and at tournament time, Starmount wasn't in the best of conditions. After winning the GGO for the seventh time, Snead jokingly suggested that Starmount owner Edward Benjamin spend some of his money to fix up the course before the next event. Benjamin was not amused and banned Snead from Starmount for life, making Sedgefield the then-permanent home of the tournament. Also in 1960, Thorne Wood fired a first-round 66 and became the first left-handed golfer in PGA TOUR history to lead an official event.

**1961**

When Mose Kiser Jr. and his colleagues began preparations for the 1961 GGO, the Civil Rights Act was still some four years down the road and the impact of the Feb. 1, 1960, Greensboro Sit-Ins at Woolworth's was just beginning to be felt across the nation. With full support from the host club, Sedgefield, the tournament decided it was time to open its arms across the racial divide and issued a personal invitation to Charlie Sifford to participate. Sifford, a seasoned and accomplished competitor who grew up caddying in Charlotte, graciously accepted, becoming the first African-American to play in a PGA TOUR event in the Old South. He had already played in a TOUR event in California. Sifford led the first round at Greensboro with a 68, trailed by only three strokes after three rounds and wound up tied for fourth behind winner Mike Souchak, Sam Snead and Billy Maxwell. There were some racial hecklers along the way, but, for the most part, he was welcomed in a dignified manner. Six months later, the Caucasian Clause came out of the PGA TOUR bylaws.

**1965**

Sam Snead won his PGA TOUR record-setting eighth Greater Greensboro Open. He won the first GGO in 1938, and when he won his eighth 27 years later, he became the TOUR's oldest tournament winner at age 52 years, 10 months and eight days. The tournament hosted its first champion's banquet and honored Snead's 25th appearance in the GGO. Ed Sullivan was the Toastmaster.

**1966**

While corporate sponsorship was something tournament organizers wanted to avoid, it was taking hold and threatening independent tournaments. Officials finally decided to take at least a partial step toward commercial help. The decision came when Allied Chemical, a major supplier of the textile industry, approached GGO officials about becoming a limited partner in the tournament sponsorship. This first for the Triad's TOUR event eventually led to a title sponsor, though that would not come until two decades later.

**1968**

Billy Casper won the tournament at Sedgefield, his second victory in this event. The final round was postponed due to the April 4 assassination of Martin Luther King Jr.

**1969**

Four players competed in a five-hole sudden-death playoff, the largest playoff in tournament history. Gene Littler sank a curling 12-foot putt at the 15th hole to defeat Julius Boros, Orville Moody and Tom Weiskopf.

**1970**

Arnold Palmer was the leader or tied for the lead after each of the first three rounds of the tournament. Gary Player fired a final-round 65 to win the tournament by two strokes at Sedgefield Country Club; it was the lowest final-round score by a tournament winner at Sedgefield. Palmer finished tied for fifth, five shots back.

**1972**

Arnold Palmer held a two-stroke lead in the final round when he teed off on the par-three 16th hole at Sedgefield and appeared headed to an easy victory. Palmer put his tee shot into the creek beside the 16th green and tried to play out of the shallow water there. That decision cost him the tournament as he recorded a triple-bogey 6 and finished third. George Archer defeated Tommy Aaron on the second hole of the playoff to win the tournament.

**1976**

Al Geiberger won the Greater Greensboro Open in what was then the last tournament at Sedgefield Country Club. Geiberger defeated

Lee Trevino by two strokes to claim the $46,000 first-place check. The tournament moved to Forest Oaks Country Club the following year where it stayed for 31 years.

**1978**

Playing in his first United States tournament, Spain's Seve Ballesteros won the Greater Greensboro Open at age 20 years and 11 months. Ballesteros would return the next year and finish tied for 12th. In 1981, he made his final appearance and tied for 45th.

**1979**

Fayetteville's Raymond Floyd defeated George Burns and Gary Player in a playoff at Forest Oaks and became the first North Carolina native to win the event. Three-time winner Davis Love III and 2011 champion Webb Simpson are the only other native North Carolinians to win it.

**1988**

The GGO's 50th anniversary was marked by the tournament's first step into the world of corporate sponsorship. K-Mart came aboard as the title sponsor, enabling the tournament to return to the level of the PGA TOUR elite with a $1 million purse – for the four previous tournaments, the purse fell below the TOUR average. Now it was above the average by more than $200,000. The 50th anniversary also turned into a major homecoming. Snead returned, as did two-time winner Byron Nelson and a long line of other past winners. Snead, Nelson, Raymond Floyd and Lanny Wadkins were featured speakers at the celebration banquet, following a special nine-hole pro-am at Sedgefield for former champions and GGO regulars from earlier days. Sandy Lyle won the K-Mart Greater Greensboro Open in a sudden-death playoff with Ken Green, who was best known for his green golf shoes.

**1992**

There have been many stirring finishes to the GGO, KGGO, GGCC, Chrysler Classic of Greensboro and now the Wyndham Championship. But, perhaps the one that many now refer to as the granddaddy of them all occurred in 1992. Davis Love III started the final round three shots behind, yet won the tournament by a whopping six strokes, posting a course-record 31-31–62 that included two eagles on holes where he did not even have to putt. After birdies at the first two holes, he hit a 117-yard wedge to the seventh that landed about six inches behind the pin and backed up into the cup for an eagle two. When he came to the par-five 15th, he had birdied three more times and was comfortably in the lead. But his heroics were not over. He smashed a 310-yard drive onto the flat of the distant hill, then sailed a 1-iron over the green and into the back bunker. Not to worry; he blasted out perfectly – right into the cup for an eagle three. The crowd erupted into a celebration seldom, if ever, equaled in the history of the tournament.

**1993**

The tournament announced a purse increase to $1.5 million and a new logo for the event.

**1994**

Rocco Mediate and 1990 champion Steve Elkington went head-to-head for four playoff holes following regulation play. Mediate pulled out the win earning his second-career PGA TOUR win.

**1996**

The tournament purse increased to $1.8 million; the Daimler-Chrysler Corporation assumed title sponsorship.

**2001**

The Chrysler Classic of Greensboro hired Tournament Director Mark Brazil to bring consistency to the tournament. Brazil would work closely with the Greensboro Jaycees to stage the tournament each year.

**2003**

In 2003, the tournament moved from its traditional spring date to the fall and became the Chrysler Classic of Greensboro. With the new name came a renewed Forest Oaks Country Club. The original Ellis Maples course was redesigned by Davis Love III and his course design company. The new design added length and "bite" to the course increasing total yardage to 7,311. Daimler-Chrysler increased its involvement as the tournament purse grew to $5 million making the Chrysler Classic the most lucrative stop in the Tour's "Fall Finish."

**2005**

In 2005, the Greensboro Jaycees Charitable Foundation Board was formed to oversee tournament operations. Immediately after the formation of the board, tournament director Mark Brazil began reporting directly to the Greensboro Jaycees Charitable Foundation Board rather than the Greensboro Jaycees. When the PGA TOUR announced its re-alignment, the Piedmont Triad's PGA TOUR event earned a coveted date during the FedEx Cup portion of the season starting in 2007. The Triad's PGA TOUR stop become the last regular-season event before the four-tournament FedEx Cup Championship series.

**2006**

In January, the tournament learned that the Daimler-Chrysler Corporation would not return as the title sponsor in 2007, making 2006 the final year of the Chrysler Classic of Greensboro. Just prior to the 2006 tournament, Wyndham Rewards was introduced as the new title sponsor of the Piedmont Triad's PGA TOUR event. The tournament would be called the Wyndham Championship starting in 2007 removing Greensboro from the tournament's name for the first time. Davis Love III became just the eighth multiple winner of the Piedmont Triad's PGA TOUR event when he won the 2006 tournament, recording four rounds in the 60s.

**2007**

In the first tournament played in August, PGA TOUR rookie Brandt Snedeker won the inaugural Wyndham Championship and became the 13th first-time winner in tournament history. Also in 2007, the board that oversees tournament operations was renamed the Piedmont Triad Charitable Foundation Board, reflecting the continued regionalization of the Piedmont Triad's PGA TOUR event. In addition, the Donald Ross-designed course at Sedgefield Country Club was restored to its original design and modernized for today's PGA TOUR players.

**2008**

The Wyndham returned to Sedgefield Country Club beginning with the 2008 tournament. In a Feb. 20 news conference, tournament officials cited a restored Donald Ross original golf course, close proximity to the Grandover Resort where most players and sponsors stay as well as a course located much closer to the center of the Piedmont Triad as reasons for moving the tournament. After 31 years at Forest Oaks, the Wyndham would again be contested on one of the courses where the tournament began in 1938. NC State alumnus Carl Pettersson won the 2008 tournament, posting four rounds in the 60s for a then-record-setting 72-hole score of 259, 21-under-par.

**2009**

The 70th Wyndham might be remembered for torrential rains that disrupted play and fairways that looked more like rivers than a PGA TOUR venue. Although the tournament concluded as scheduled on Sunday, each of the first three rounds was completed the day after it began. During the final round, Sergio Garcia seemed in control, but was unable to sustain the level of play needed to take the title. He needed to hole a shot from the greenside bunker at the par-four 18th to join a playoff with Jason Bohn, Kevin Stadler and Ryan Moore. On the third playoff hole, Moore made birdie to clinch his first PGA TOUR victory and become the event's 14th first-time winner.

**2010**

2010 was a year of firsts for Arjun Atwal and the Wyndham Championship. In addition to his nine previous international wins, Atwal picked up his first career PGA TOUR victory and became the first Indian-born player ever to win a PGA TOUR event. He also became the first Monday qualifier to emerge victorious on the TOUR in 24 years. It was a first for the Wyndham Championship because for the first time in PGA TOUR history, patrons were allowed to bring cell phones to the course.

**2011**

One of the best fields in tournament history challenged Sedgefield Country Club in 2011, but for the 16th time in tournament history, the Wyndham produced a first-time winner in Wake Forest alumnus Webb Simpson. Despite the all-star cast, Simpson – the Raleigh, N.C., native – was the star of the show, navigating the Donald Ross-designed course in 18-under-par 262 on his way to finishing second in the final FedExCup point standings.

**2012**

For just the fourth time in its history, this tournament was settled with a delayed finish, and for just the third time in history, inclement weather caused the delay. Heavy rain Saturday night and then again during the final round made the course unplayable in spots, and play was suspended with the final group on the fifth hole. Sergio Garcia took a one-shot lead into the final round and won by two shots over Tim Clark, shooting a 4-under 66 in the rain-delayed final round.

**2013**

Patrick Reed won a sudden-death playoff on the second extra hole to outlast Rookie of the Year Jordan Spieth. Both made par on the first playoff hole at No. 18. On the second playoff hole, the par-4 10th, Reed played a miraculous second shot from the trees on the right side of the fairway to seven feet, with Spieth already safely on the green. Spieth narrowly missed his birdie putt. Reed calmly rolled his putt up the hill and made birdie to earn his first TOUR victory in his 38th start at 23 years of age. Reed was the first player to win on TOUR with his wife (Justine) as his caddie since Steve Stricker won the 1996 BMW Championship with his wife (Nicki) caddying.

**2014**

The Wyndham celebrated its 75th anniversary in 2014 with former champions Bob Goalby (1958), Dow Finsterwald (1959), Lanny Wadkins (1983), Rocco Mediate (1993 and 2002) and Davis Love III (1992 and 2006) returning for the festivities. Mediate and Love played in the tournament; Goalby, Finsterwald and Wadkins made special appearances. In addition, Weldon Fields, a tournament volunteer at the inaugural Greater Greensboro Open in 1938, returned shortly after his 100th birthday to take part in the festivities. The field included 21 Major championship winners, seven former tournament winners and multiple international stars including World Golf Hall of Famer Ernie Els. Colombian golfer Camilo Villegas became the third international golfer in the previous five years to win the Wyndham.

**2015**

2016 Ryder Cup Captain Davis Love III won the 76th annual Wyndham Championship and captured a third Sam Snead Cup. Only the man for whom the trophy is named has more wins (eight) at this event. Record crowds attended the Wyndham to see a world-class field that included six former world No. 1 golfers, including Tiger Woods. The 14-time major-championship winner made his first Wyndham appearance and the "Tiger Effect" was in full swing with record-setting crowds following him all weekend. He finished tied for 10th. The Wyndham Championship set records in attendance, merchandise sales, concessions sales and international media impact.

**2016**

Korean golfer Si Woo Kim became the 18th international champion and the 18th first-time winner in tournament history. At 21 years, one month and 24 days, Kim is the tournament's second-youngest winner. Seve Ballesteros, who won at 20 years, 11 months and 24 days in 1978, is the youngest champion in tournament history. Kim is the tournament's second Korean champion, joining 2005 winner K.J. Choi, the golfer he considers his hero, as Korean-born winners.

**2017**

Swedish golfer Henrik Stenson won the 78th annual Wyndham Championship and became the tournament's 19th international winner. Stenson entered the tournament ranked ninth in the Official World Golf Rankings and moved to sixth with the win. He fired an 8-under 62 in the first round but trailed two-time TOUR winner Matt Every by a stroke, with 2011 Wyndham winner Webb Simpson among seven golfers two strokes off the lead. Sunday was a shootout with many golfers in contention throughout the day, but Stenson birdied four of the last six holes on the way to his sixth PGA TOUR victory. Ollie Schneiderjans nearly holed out for eagle from the fairway on the 72nd hole to force a playoff but settled for birdie and narrowly missed his maiden PGA TOUR victory. Stenson set the tournament scoring mark at 22-under-par and moved from 75th to 23rd in the FedExCup point standings.

**2018**

This tournament will forever be remembered for Brandt Snedeker opening with a course-record 59 and becoming just the ninth golfer in PGA TOUR history to post a sub-60 score. Snedeker started his round with a bogey on the par 4 10th hole and went on to make four birdies and turn at 3-under par, but he blistered Sedgefield's front side, shooting 27 – 8-under par. His birdie at the ninth hole clinched the 59 and a fitting celebration followed; he would finish the opening round with a four-stroke lead over 2009 champion Ryan Moore. On the 18th tee, Snedeker had a two-stroke lead he didn't know he had until after he hit his approach to the 18th green. He rolled in a 20-footer for birdie, dropped the putter and began celebrating with his wife and kids. His 59 set the course record and the tournament record, and the win moved him from 80th to 30th in the FedExCup point standings.

**2019**

The Wyndham Rewards Top 10 made its debut in 2019 with Wyndham Rewards paying $10 Million to the top-10 finishers in the final regular season FedExCup point standings – the Wyndham Rewards Top 10. J.T. Poston won the 80th annual Wyndham Championship and became the fifth North Carolina native to win the tournament. The Hickory native played 72 holes without a bogey making him the first bogey-free champion on TOUR since Lee Trevino did it in 1974. The Western Carolina University alumnus clinched the title with a final-round 62 that tied the tournament mark for the lowest final-round score for a Wyndham Championship winner.

**2020**

The 81st annual Wyndham Championship was a tournament like none other in its eight-decade history. With the COVID-19 pandemic plaguing the entire world, the 2020 Wyndham was played without fans for the first time ever. Only a skeleton crew of volunteers, a small number of media, a reduced production crew from CBS Sports and a few tournament guests were on hand as Jim Herman claimed the Sam Snead Cup after earning his third PGA TOUR victory. 2016 Champion Si Woo Kim fired a third round 62 to take a two-stroke lead into the final round, but the round of the day belonged to Herman who fired a 9-under par 61 and moved into a tie for fifth after 54 holes. Herman continued his stellar play on Sunday shooting 7-under par 63 to finish the tournament at 21-under par and the leader in the clubhouse. Horschel, who was three strokes back entering the final round, had a birdie putt to tie Herman, but it slipped past the hole making Herman the champion. Herman's weekend total of 124 tied the mark for lowest final 36 holes by a winner in PGA TOUR history.

**2021**

For the first time in tournament history, a six-man playoff decided the Wyndham Championship. Russell Henley opened the tournament with a brilliant 8-under par 62 and took a two-stroke lead over seven players into the second round. In the third round, Henley maintained his lead with a 1-under par 69 and led the field by three putting himself in position to become the first wire-to-wire winner since Brandt Snedeker in 2018. Final round tee times were moved up to avoid afternoon thunderstorms, and it's a good thing. The six-man playoff tied the record for the largest playoff in PGA TOUR history. Branden Grace, 2016 champion Si Woo Kim, Kevin Kisner, Adam Scott and Roger Sloan were all tied at 15-under par following regulation play. Henley missed a par putt at the 72nd hole and missed the playoff after leading since Thursday. The six-some played the 18th hole again with Adam Scott having a four-foot putt to win with the birdie, but it slid past the hole. On the second playoff hole, also the 18th, Kevin Kisner rolled in a three-footer for birdie to win the playoff and hoist the Sam Snead Cup.

**2022**

When he captured his first PGA TOUR victory at the 2022 Wyndham Championship, Joohyung "Tom" Kim made quite a statement. Already a six-time winner internationally and a PGA TOUR Special Temporary Member, Kim became the first player born in the 2000s to win a PGA TOUR event, the youngest winner in Wyndham Championship history at 20 years, one month and 17 days old, the second-youngest PGA TOUR winner since World War II and the first player in PGA TOUR history to open a tournament with a quadruple bogey and go on to win. After making eight on the par-4 opening hole, Kim battled back with a 3-under par 67 to finish six behind first-round leader John Huh. His 6-under 64 in the second round got him to 9-under par and tied for the 36-hole lead with Brandon Wu and 2009 champion Ryan Moore. Kim could only manage a 2-under par 68 in the third round and entered Sunday at 11-under par, two strokes behind fellow South Korean Sungjae Im. Cue the final-round fireworks. Kim tied Brandt Snedeker's front-side scoring record making the turn with an 8-under par 27 on his way to a final-round 61setting the tournament record for lowest final-round score and lowest final-round score by a tournament winner. With his five-stroke victory, Kim joined the PGA TOUR as a fulltime member and entered the FedExCup playoffs at No. 34 in the standings. He is the tournament's 20th first-time winner, its 20th international winner and the third South Korean champion in tournament history.

**2023**

Lucas Glover won the 84th Wyndham Championship conquering a field that was arguably among the strongest in modern tournament history. With the number of players qualifying for the FedExCup playoffs reduced to 70, the Wyndham Championship became a must-play event for anyone ranked 50th to 100th in points. With the list of 50 players qualifying for the 2024 $20 Million signature events being determined following the opening playoff event, the Wyndham Championship became the place to be for anyone ranked 40th to 100th in points - every golfer, except one, ranked 46th to 100th in points was in the field. Justin Thomas, Adam Scott and Shane Lowry all played in hopes of making the FedExCup playoffs, but despite Scott's final-round 63 and Thomas' final-hole drama, none of the three did. Had Thomas holed his chip that bounced off the pin to miss by a foot on the 72nd hole, he would have made the playoffs instead of finishing 71st in points. Russell Henley opened the tournament 62-66 and led after the first two rounds, but Glover fired his own 8-under par 62 on Saturday to join Billy Horschel at 18-under par after three rounds with Henley one back in third. On Sunday, Glover's steady 2-under 68 was enough to win by two over Henley and Ben An. It was his fifth-career win, and the Clemson University alumnus became the 8th golfer representing an ACC school to hoist the Sam Snead Cup.

Note: Irwin Smallwood contributed to this tournament history. For more on Smallwood's legacy in regards to this event, see Page 10.

For an even more-detailed look at the Wyndham through the years,
visit WyndhamChampionship.com and click on the tabs for "about" and "history."

# 2023 Champion: Lucas Glover

**Birthdate:** Nov. 12, 1979

**Birthplace:** Greenville, S.C.

**Residence:** Tequesta, Fla.

**College:** Clemson University

**Turned Professional:** 2001

**Joined PGA TOUR:** 2004

**PGA TOUR Wins:** Six: 2005 FUNAI Classic; 2009: U.S. Open Championship; 2011: Wells Fargo Championship; 2021: John Deere Classic; 2023: Wyndham Championship, FedEx St. Jude Championship.

**Other Wins:** Other Wins: Two: 2003 Gila River Classic on Korn Ferry Tour; 2009 PGA Grand Slam of Golf.

**National Teams:** 2007, ’09 Presidents Cup; 2001 Walker Cup; 2000, ’01 Palmer Cup.

**Career Highlights:** Won the 2009 U.S. Open at Bethpage Black in New York; represented the United States in the Presidents Cup in 2008 and ‘09. Inducted into the South Carolina Sports Hall of Fame in May, 2024. He was a starter on four Clemson NCAA Tournament teams from 1997-2001; the Tigers finished second, eighth, seventh and second during his career. He was a three-time All-American at Clemson, and he was named first team in 2000 and ’01; he was All-Atlantic Coast Conference in his sophomore, junior and senior seasons. He won three tournaments during his college career and was a three-time South Carolina Amateur champion. He received the Order of the Palmetto from South Carolina Governor Henry McMaster on April 19, 2024. South Carolina’s highest civilian honor recognizes a lifetime of extraordinary achievement, service and contributions on a national or statewide scale.

**Personal:** A passionate Clemson Tigers fan; he was inducted into the Clemson Athletic Hall of Fame in 2007.

An avid reader, particularly mysteries and thrillers; read four books during the week of his rainy 2009 U.S. Open victory.

Credits his grandfather, Dick Hendley, for giving him his start in golf. Grandfather gave him a cut-down club when he was three and first took him to the Masters at age six. Hendley was a standout in football and baseball at Clemson, where he is a Hall of Fame member and played one season (1951) with the NFL’s Pittsburgh Steelers.

# PGA TOUR Players With Most Wyndham Championship Appearances

Davis Love III's victory at the 2015 Wyndham Championship was special for many reasons, including his long relationship with the event. Love has played the Piedmont Triad's PGA TOUR event 25 times since his first appearance in 1986. Below are the players who have appeared in the Wyndham Championship 20 or more times:

| Name | Appearances | Years | Best Finish |
|---|---|---|---|
| Sam Snead | 34 | 1938-1977 | 1st ('38, '46, '49, '50, '55. '56, '60, '65) |
| Fuzzy Zoeller | 26 | 1975-2001 | T2 (1978) |
| Davis Love III | 25 | 1986-2022 | 1st (1992, 2006, 2015) |
| Doug Ford | 24 | 1949-1977 | 1st (1954) |
| Al Geiberger | 24 | 1960-1985 | 1st (1976) |
| Joey Sindelar | 24 | 1984-2007 | 1st (1985) |
| Lanny Wadkins | 24 | 1969-1999 | 1st (1983) |
| Neal Lancaster | 24 | 1990-2016 | 4th (1998) |
| Bob Gilder | 23 | 1976-2000 | T11 (1989) |
| Tom Purtzer | 23 | 1977-2001 | T6 (1979, 1986, 1988) |
| George Archer | 22 | 1966-1989 | 1st (1967, 1972) |
| Jay Haas | 22 | 1973-2005 | T5 (2003) |
| Rocco Mediate | 22 | 1986-2014 | 1st (1993, 2002) |
| Gary Player | 22 | 1957-1983 | 1st (1970) |
| Howard Twitty | 22 | 1976-1998 | T6 (1977) |
| Dave Eichelberger | 21 | 1968-1990 | T2 (1971) |
| Brad Faxon | 21 | 1984-2010 | 2nd (1997, 2003) |
| Bobby Wadkins | 21 | 1975-1998 | 4th (1979) |
| Billy Andrade | 20 | 1988-2009 | T4 (1997) |
| Chip Beck | 20 | 1979-2000 | T3 (1992) |
| Julius Boros | 20 | 1952-1972 | 1st (1964) |
| Danny Edwards | 20 | 1975-2000 | 1st (1977, 1982) |
| Jim Gallagher Jr. | 20 | 1986-2007 | 1st (1995) |
| Robert Gamez | 20 | 1990-2010 | T7 (2002) |
| Lou Graham | 20 | 1965-1986 | T2 (1973) |
| Gary Hallberg | 20 | 1977-2007 | T14 (1995) |
| Roger Maltbie | 20 | 1977-1996 | T15 (1994) |
| Bobby Nichols | 20 | 1960-1982 | T2 (1968) |
| J.C. Snead | 20 | 1969-1990 | T3 (1972) |
| Leonard Thompson | 20 | 1973-1992 | T3 (1986) |
| Art Wall | 20 | 1950-1976 | 2nd (1959) |

## The PGA TOUR'S Oldest Tournaments

*The Wyndham Championship, founded in 1938 as the Greater Greensboro Open, is the seventh-oldest tournament on the PGA TOUR excluding the Major Championships. The seven-oldest tournaments are listed below with their current names (when applicable) in parentheses and their inaugural champions:*

| Year Founded | Tournament | Inaugural Champion |
|---|---|---|
| 1899 | Western Open (now the BMW Championship) | Willie Smith |
| 1904 | Canadian Open | John H. Oke |
| 1922 | Texas Open (now the Valero Texas Open) | Robert McDonald |
| 1926 | LA Open (now the Genesis Open) | Harry Cooper |
| 1932 | Phoenix Open (now the WM Phoenix Open) | Robert McDonald |
| 1937 | Crosby Clambake (now the AT&T Pebble Beach Pro-Am) | Sam Snead |
| 1938 | Greater Greensboro Open (now the Wyndham Championship) | Sam Snead |

WYNDHAM REWARDS®

Whether you're making the most of tee time or beach time,

# WYNDHAM REWARDS EVERYONE.

Wyndham Grand Rio Mar Puerto Rico Golf & Beach Resort
*Río Grande, Puerto Rico*

No matter who you are, where you're going, or why, earn points on your stays* and redeem them at **60,000+** hotels, vacation club resorts, and vacation rentals around the world.

To join for free, scan the code or visit WyndhamRewards.com

WYNDHAM REWARDS®

REGISTRY COLLECTION HOTELS · WYNDHAM GRAND · DOLCE · esplendor · DAZZLER · WYNDHAM · waterwalk · VIENNA HOUSE · TRYP · TM TRADEMARK · Allora · LA QUINTA · WINGATE · WYNDHAM GARDEN · Hawthorn EXTENDED STAY · AmericInn · BAYMONT · RAMADA · encore · MICROTEL · ECHOSUITES EXTENDED STAY · Days Inn · 8 · Howard Johnson · Travelodge

CLUB WYNDHAM · CAESARS REWARDS · vacasa

* Check with your property to see if stays qualify for earning points. Stays that earn points are subject to certain restrictions, including, without limitation, that such stays cannot be booked on any third-party website. At most properties where points can be earned, they are earned for dollars spent on the room rate only. See WyndhamRewards.com/terms for more information.

Established in 2007, the FedExCup is a season-long points competition offering $100 million in bonus money and culminating with the FedExCup Playoffs in August. Players vie to become the FedExCup Champion, which distinguishes the one player who not only performs well during the FedExCup regular season but also excels through the pressure of the FedExCup Playoffs.

In addition to that $100 million bonus pool will be a $40 million regular-season bonus pool sponsored by Comcast Business and tied to the final regular-season FedExCup point standings. The Comcast Business TOUR Top 10 $40 million bonus recognizes the top-10 players who earn the most FedExCup points through the Wyndham Championship, the final event of the regular season.

| Position | Amount |
|---|---|
| 1. | $8,000,000 |
| 2. | $6,000,000 |
| 3. | $4,800,000 |
| 4. | $4,400,000 |
| 5. | $4,000,000 |
| 6. | $3,400,000 |
| 7. | $2,800,000 |
| 8. | $2,400,000 |
| 9. | $2,200,000 |
| 10. | $2,000,000 |
| **TOTAL** | **$40,000,000** |

The top-70 players in the FedExCup standings following the Wyndham Championship are eligible for the FedExCup Playoffs with the three events featuring a progressive cut with fields of 70 (FedEx St. Jude Championship), 50 (BMW Championship) and 30 (TOUR Championship).

The FedExCup Playoffs finale, the TOUR Championship, features FedExCup starting strokes, a staggered, strokes-based system which represents the FedExCup standings through the BMW Championship, recognizing players for their regular season performance, as well as their play in the first two FedExCup Playoffs events. The total bonus pool for the FedExCup Playoffs is $100 million, with the FedExCup Champion earning $25 million.

The top 50 players in the FedExCup standings are fully exempt for the following season, including THE PLAYERS Championship and all eight Signature Events. Nos. 51-70 in the FedExCup standings are fully exempt, including THE PLAYERS Championship. Top 125 eligibility for the remainder of players is finalized during the FedExCup Fall.

**Points Distribution – PGA TOUR Season:**

- Official PGA TOUR events played during the PGA TOUR Season each award 500 FedExCup points to the winner.
- The Masters Tournament, THE PLAYERS Championship, U.S. Open, The Open Championship and the PGA Championship award 750 FedExCup points to the winner.
- Winners of Signature Events earn 700 FedExCup points.
- Additional events (played the same week as other tournaments) award 300 FedExCup points to the winner.

**Points Distribution for the Wyndham Championship:**

In all cases during the FedExCup Season, points are distributed based on the same percentages used for a standard event purse distribution. First place receives 500 points, second place 300 and third place 190, down through one point for 70th place and fractions of one point for ties at 71 and above.

**FedExCup Past Champions:**

2023: Patrick Cantlay
2022: Rory McIlroy
2021: Patrick Cantlay
2020: Dustin Johnson
2019: Rory McIlroy
2018: Justin Rose
2017: Justin Thomas
2016: Rory McIlroy
2015: Jordan Spieth
2014: Billy Horschel
2013: Henrik Stenson
2012: Brandt Snedeker
2011: Bill Haas
2010: Jim Furyk
2009: Tiger Woods
2008: Vijay Singh
2007: Tiger Woods

## FedExCup Points Moves After Winning The Wyndham:

*As the last tournament of the PGA TOUR regular season, the Wyndham Championship is an important event for players attempting to gain entry into the FedExCup Playoffs or improve their standing. Below is a summary of Wyndham Championship winners since the FedExCup began, their FedExCup point standings before and after the Wyndham, their points move in the standings with the win, and their finish in the season's final FedExCup point standings.*

| Year | Champion | Before | After | Move | Finish |
|---|---|---|---|---|---|
| 2007 | Brandt Snedeker | 26th | 9th | 17 | 20th |
| 2008 | Carl Pettersson | 58th | 13th | 45 | 21st |
| 2009 | Ryan Moore | 76th | 22nd | 54 | 47th |
| 2010 | Arjun Atwal | N/A | N/A | N/A | N/A |
| 2011 | Webb Simpson | 12th | 3rd | 9 | 2nd |
| 2012 | Sergio Garcia | 102nd | 33rd | 69 | 17th |
| 2013 | Patrick Reed | 78th | 22nd | 56 | 47th |
| 2014 | Camilo Villegas | 105th | 37th | 68 | 48th |
| 2015 | Davis Love III | 186th | 76th | 110 | 86th |
| 2016 | Si Woo Kim | 43rd | 15th | 28 | 17th |
| 2017 | Henrik Stenson | 75th | 23rd | 52 | 32nd |
| 2018 | Brandt Snedeker | 80th | 30th | 50 | 40th |
| 2019 | J.T. Poston | 83rd | 27th | 56 | 32nd |
| 2020 | Jim Herman | 192nd | 54th | 138 | 64th |
| 2021 | Kevin Kisner | 69th | 29th | 40 | 38th |
| 2022 | Tom Kim | N/A | 34th | N/A | 35th |
| 2023 | Lucas Glover | 112 | 49 | 33 | T18 |

# WYNDHAM CHAMPIONSHIP

@WyndhamChamp
#WyndhamChamp

## GENERAL

- Restrooms
- First Aid
- Handicap Accessible
- Course Information
- Media
- Public Bleachers
- Concessions
- Volunteer Pavilion by Sunbrella®
- Additional Entrances
- Charging Stations powered by Cone Health
- Wyndham Rewards Earner® Card Sign Up
- Kids Autograph Zone presented by Cone Health

## ATTRACTIONS

1. Main Entrance/ Information Tent
2. RLX Ralph Lauren Golf Shop
3. Expo Row
4. Wyndham Rewards Putter's Paradise
5. Sand Sculpture
6. Club Wyndham Beach
7. Adirondack Alley

FV. Fan Village on 10 Green

## PUBLIC VIEWING AREAS & CONCESSIONS

8. Margaritaville at the Wyndham
9. Truist Fan Pavilion
10. Sunbrella® x Agio Comfort Zone
11. Practice Range
12. Putting Green
13. Tito's Stillhouse Lounge
14. Sunbrella® Wine Deck featuring William Hill Estate Winery and Agio Outdoor Furniture
15. Short Game Practice Area
16. Patriots' Outpost
17. Southern Star Tasting Room

## PRIVATE VIEWING AREAS

18. Wyndham Rewards Earner® Card Lounge
19. McConnell Golf Marquees
20. Truist Marquee
21. 15th Green Skyboxes
22. 16th Green Skyboxes
23. 17th Green Suites
24. Chairman's Council
25. Cadillac Marquee
26. 18th Green Skyboxes
27. 18th Green Suites
28. Club 18
29. Board of Directors Marquee
30. Wyndham House
31. Wyndham House Deck
32. All In North Carolina Tent
33. Donald Ross Bar

CA. Cabanas (7G, 10G, 12G, 14G, 17G)

## SEDGEFIELD GOLF COURSE YARDAGE

| Hole | 1 | 2 | 3 | 4 | 5 | 6 | 7 | 8 | 9 | | 10 | 11 | 12 | 13 | 14 | 15 | 16 | 17 | 18 | | |
|---|---|---|---|---|---|---|---|---|---|---|---|---|---|---|---|---|---|---|---|---|---|
| Par | 4 | 4 | 3 | 4 | 5 | 4 | 3 | 4 | 4 | 35 | 4 | 4 | 3 | 4 | 4 | 5 | 3 | 4 | 4 | 35 | |
| Yardage | 418 | 442 | 174 | 428 | 529 | 423 | 223 | 374 | 416 | 3,427 | 440 | 486 | 235 | 405 | 505 | 545 | 175 | 406 | 507 | 3,704 | 7,131 |

## 1

PAR 4 • YARDS 418

Donald Ross preferred to open the round with a hole of somewhat modest difficulty and length, and this is certainly the case at Sedgefield. A drive near the fairway bunker 290 yards from the tee will leave the best angle of approach with a middle iron. This classic raised Ross green leans from right to left.

## 2

PAR 4 • YARDS 442

One of the best holes ever designed by Donald Ross. The tee shot will require a slight fade over the middle of three diagonal cross bunkers to set up the shortest and best line into the well protected green on the left by a creek. Approach shots should favor the left side of the green which leans hard right toward the creek.

## 3

PAR 3 • YARDS 174

This mid-length par three hole is generally played into the prevailing wind and contains three of the deepest bunkers on the course short and right. The large, somewhat subtle green narrows the deeper into the green one plays. Long and left is a very difficult up and down with the green sloping away from the player.

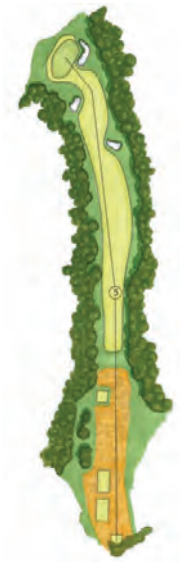

## 4

PAR 4 • YARDS 428

A blind tee shot to a left to right sloping fairway awaits the player on this hole. The best line favors the left side allowing for considerable roll to the right. The bunkerless green is one of the most undulating and demanding on the course, requiring a very precise approach to get it close for a birdie attempt.

## 5

PAR 5 • YARDS 529

The first par five of the course is easily reachable in two shots. However, a deep hollow running diagonally across the putting surface will make getting up and down for birdie a challenge. The key to this hole is finding a level lie in the well-undulating fairway. Any shot hit short of this green will roll well back down the fairway.

## 6

PAR 4 • YARDS 423

A dramatically downhill tee shot to a fairway crossed by a creek at 280 yards calls for a fairway metal or long iron. Those players who position the ball left of center nearest the creek will be rewarded with the best angle into this back to front sloping green. The most difficult hole location is back right behind a large rolling mound.

Hole descriptions by Kris Spence, course restoration architect



## 7

PAR 3 • YARDS 223

This long par three was the site of Arnold Palmer's collapse in the 1972(check date) GGO. The green is guarded on three sides by a deep creek and features a soft punchbowl green with very difficult hole locations in the corners. Par is a great score on this demanding hole.

## 8

PAR 4 • YARDS 374

A definite birdie opportunity for the player who plays right of the creek near the two fairway bunkers. The big hitters can go for this green but long is no place to be. Sam Snead played short and left of the creek in route to his eighth win in 1965.

## 9

PAR 4 • YARDS 416

A left to right tee shot near the deep fairway bunker 275 yards from the tee is preferred on this hole. A properly struck tee shot will find the bottom of the saddled fairway and allow an aggressive approach into this scalloped edge green set below the backdrop of the historic Sedgefield clubhouse. Hitting long of this severely sloping and undulating green will all but eliminate an up and down for par.

## 10

PAR 4 • YARDS 440

The first of several long par four's on the back side requires a well-struck tee shot positioned near the fairway bunker on the left. The most severe green on the course awaits the approach shot. Distance control into this green is of the utmost importance, as going long leaves little chance for recovery.

## 11

PAR 4 • YARDS 486

The proper line for this tee shot is the bunker seen in the distance short and right of the green. The severely canted fairway will kick a right to left tee shot into the left hand rough. The approach shot into this green is deceptive and can be bounced in by landing a long to middle iron just over the approach bunker 25 yards short and right of the green.

## 12

PAR 3 • YARDS 235

The longest par three on the course will require a very precise approach into a dramatic two tier green cut into the face of a hill. Anything short will roll well back from the green and require a difficult up and down. Dead center of this green is the preferred line and will give the player the best chance of escaping with a par or occasional birdie.

## 13

PAR 4 • YARDS 405

This is one of the most strategic holes on the course. The left side of the landing area funnels into the left rough leaving a blind approach over two cross bunkers. The smart play is along the right side providing an open view and short iron into this highly undulating green.

## 14

PAR 4• YARDS 501

This very difficult and demanding long par four requires a right to left tee shot over the fairway bunker at 275 yards. Two centerline bunkers create a deceptive approach into this "skyline" green. The green is the largest on the course and probably one of the most difficult to putt due to its severe slope from back right to front left.

## 15

PAR 5• YARDS 545

The ideal tee shot to this reachable par five is directly at the fairway bunker. The downhill tee shot must avoid the "sheeps" fescue grass to the right and just over the bunker. Deep bunkers surround this undulating green. The far back right corner is the most difficult location, especially if going for the green in two.

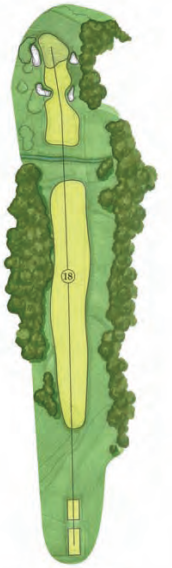

## 16

PAR 3 • YARDS 175

This short par three will provide the player an opportunity to be aggressive. However, the horseshoe shaped green will reek havoc on misplayed tee shots and chips from around the green. Two four ft. deep pot bunkers guarding the green require a demanding short iron approach.

## 17

PAR 4 • YARDS 406

One of the most beautiful holes in North Carolina. This deep, saddled fairway meanders up an old creek bed filled in by Ross. A short iron approach into the smallest green on the course is compounded by the difficulty of finding a level lie in the fairway. A natural amphitheater surrounds the smallest green on the course, a great place to view an exciting finish.

## 18

PAR 4 • YARDS 507

This members par five converted to a long par four will be the most difficult on the course. A tee shot to the crest of the downhill sloping fairway leaves an uphill long iron or fairway metal into this severely undulating green perched on top of a hill. The most difficult hole location is atop a large roll in the back right corner of the green, birdies from this location will be difficult.

The Wyndham Championship returned to Sedgefield Country Club, one of the courses on which it was founded in 1938, in 2008, and with that move, the Wyndham was then the only regular-season tournament played on a Donald Ross-designed course. When the PGA TOUR played at Sedgefield in 1976 and earlier, the layout played as a par-71 at 6,641 yards. The PGA TOUR course record at Sedgefield was 63, recorded by Gary Player in 1970, Doug Sanders in 1968 and John Schlee in 1967.

PGA TOUR golfers playing the Wyndham Championship this year will enjoy a course that was restored to Donald Ross' original design and updated to accommodate the modern player in 2007. Carl Pettersson set the course record in 2008 when he fired a 9-under-par 61 in the second round. In 2016, Si Woo Kim lowered the mark to 60 in his second round, but in 2018, two-time champion Brandt Snedeker shot a 10-under-par 59 in the first round and claimed the course record. It was the ninth sub-60 round in PGA TOUR history, and Snedeker became the 10th multiple winner in tournament history. The Donald Ross masterpiece at Sedgefield will play as a par-70 course at 7,131 yards for this year's event.

Prior to the 2012 tournament, Sedgefield Country Club converted its greens to Champion Bermudagrass in an effort to make the greens hard and fast during the hot, humid North Carolina summers, allowing the course to be played the way Donald Ross intended. In addition, bunkers were added around the fifth and 15th greens. The green at the par-4 second hole was extended, creating an additional back pin placement. Course statistics for 2023 are below:

| Hole | Par (actual) | 2023 Length | 2023 Average to par | Rank |
|---|---|---|---|---|
| 1 | 4 | 418 | + .033 | 8 |
| 2 | 4 | 442 | + .004 | 11 |
| 3 | 3 | 174 | + .068 | 12 |
| 4 | 4 | 428 | + .035 | 7 |
| 5 | 5 | 529 | - .598 | 18 |
| 6 | 4 | 423 | + .024 | 10 |
| 7 | 3 | 223 | + .033 | 3 |
| 8 | 4 | 374 | - .221 | 16 |
| 9 | 4 | 416 | - .129 | 15 |
| **Out:** | **35 (34.114)** | **3,427** | | |
| 10 | 4 | 440 | + .142 | 4 |
| 11 | 4 | 486 | + .264 | 2 |
| 12 | 3 | 235 | + .083 | 5 |
| 13 | 4 | 405 | - .103 | 13 |
| 14 | 4 | 505 | + .338 | 1 |
| 15 | 5 | 545 | - .485 | 17 |
| 16 | 3 | 175 | + .057 | 6 |
| 17 | 4 | 406 | - .127 | 14 |
| 18 | 4 | 507 | + .183 | 3 |
| **In:** | **35 (35.354)** | **3,704** | | |
| **Total:** | **70 (68.467)** | **7,131** | | |

1926

# Wyndham Championship Top-50 Money Winners

| Name | Tourneys | Total Money |
|---|---|---|
| 1. Webb Simpson | 15 | $4,021,885.00 |
| 2. Brandt Snedeker | 15 | $2,944,841.00 |
| 3. Davis Love III | 25 | $2,673,472.00 |
| 4. Lucas Glover | 19 | $2,100,859.04 |
| 5. Si Woo Kim | 7 | $1,999,260.00 |
| 6. Carl Pettersson | 16 | $1,929,418.78 |
| 7. Kevin Kisner | 8 | $1,791,939.50 |
| 8. Billy Horschel | 11 | $1,671,512.24 |
| 9. Shigeki Maruyama | 7 | $1,637,377.00 |
| 10. Ryan Moore | 15 | $1,589,401.62 |
| 11. J.T. Poston | 7 | $1,426,217.14 |
| 12. Jason Bohn | 10 | $1,382,690.00 |
| 13. K.J. Choi | 11 | $1,377,591.52 |
| 14. Russell Henley | 7 | $1,367,308.66 |
| 15. Sergio Garcia | 6 | $1,365,717.75 |
| 16. Jim Herman | 8 | $1,343,386.00 |
| 17. Tom Kim | 1 | $1,314,000.00 |
| 18. Camilo Villegas | 10 | $1,273,715.55 |
| 19. Patrick Reed | 6 | $1,272,326.65 |
| 20. Rocco Mediate | 23 | $1,224,011.17 |
| 21. Byeong Hun An | 5 | $1,195,530.00 |
| 22. Sungjae Im | 5 | $1,175,768.57 |
| 23. Arjun Atwal | 14 | $1,151,170.67 |
| 24. Henrik Stenson | 5 | $1,113,900.00 |
| 25. Jim Furyk | 15 | $1,112,718.57 |
| 26. Bill Haas | 18 | $1,109,245.50 |
| 27. John Huh | 9 | $1,072,590.00 |
| 28. David Toms | 17 | $1,070,246.61 |
| 29. Tim Clark | 10 | $1,051,505.41 |
| 30. Jerry Kelly | 18 | $1,033,701.57 |
| 31. Brent Geiberger | 10 | $997,072.86 |
| 32. Brad Faxon | 21 | $932,456.98 |
| 33. Scott McCarron | 7 | $889,977.15 |
| 34. Kevin Na | 8 | $838,536.99 |
| 35. Jonathan Byrd | 15 | $788,119.82 |
| 36. Jason Gore | 8 | $761,798.50 |
| 37. Mark Calcavecchia | 16 | $760,545.86 |
| 38. Rory Sabbatini | 10 | $752,342.90 |
| 39. Luke Donald | 11 | $743,475.00 |
| 40. Hal Sutton | 13 | $713,927.67 |
| 41. Michael Allen | 10 | $707,107.20 |
| 42. Scott Hoch | 10 | $684,598.83 |
| 43. Jesper Parnevik | 7 | $681,677.50 |
| 44. Freddie Jacobson | 6 | $680,822.59 |
| 45. Bud Cauley | 8 | $675,710.52 |
| 46. Jeff Maggert | 19 | $661,567.31 |
| 47. Tim Petrovic | 13 | $648,583.93 |
| 48. Adam Scott | | $648,468.00 |
| 49. Dudley Hart | 15 | $642,583.63 |
| 50. Ollie Schniederjans | 3 | $639,540.00 |

## Other Notables

| | | |
|---|---|---|
| Seve Ballesteros | 3 | $53,576 |
| Miller Barber | 17 | $79,869 |
| Julius Boros | 20 | $42,709 |
| Angel Cabrera | 2 | $48,273 |
| Billy Casper | 15 | $54,700 |
| Bob Charles | 15 | $67,823 |
| Fred Couples | 12 | $270,070 |
| Ben Crenshaw | 5 | $42,049 |
| John Daly | 12 | $62,876 |
| Lee Elder | 15 | $40,779 |
| Steve Elkington | 18 | $481,868 |
| Raymond Floyd | 17 | $100,290 |
| Al Geiberger | 22 | $114,810 |
| Jay Haas | 22 | $263,273 |
| Hale Irwin | 10 | $134,164 |
| Peter Jacobsen | 19 | $228,162 |
| Tom Kite | 11 | $164,887 |
| Tom Lehman | 11 | $460, 382 |
| Sandy Lyle | 14 | $287,209 |
| Phil Mickelson | 3 | $129,335 |
| Larry Nelson | 19 | $95,986 |
| Jack Nicklaus | 2 | $3,850 |
| Mark O'Meara | 15 | $437,250 |
| Arnold Palmer | 13 | $42,662 |
| Gary Player | 22 | $94,940 |
| Chi Chi Rodriguez | 13 | $71,333 |
| Justin Rose | 4 | $329,390 |
| Gene Sarazen | 2 | $201 |
| Charlie Sifford | 9 | $11,269 |
| Scott Simpson | 14 | $467,937 |
| Vijay Singh | 8 | $362,152 |
| Sam Snead | 34 | $59,136 |
| Craig Stadler | 14 | $160,241 |
| Payne Stewart | 10 | $96,825 |
| Jim Thorpe | 15 | $23,303 |
| Lee Trevino | 10 | $85,907 |
| Tom Watson | 3 | $29,118 |
| Tom Weiskopf | 14 | $84,011 |
| Tiger Woods | 1 | $129,600 |
| Fuzzy Zoeller | 26 | $177,836 |

# Wyndham Championship Past Winners

| End Date | Purse | Winner | Score | Money Won | Course |
|---|---|---|---|---|---|
| 08/06/2023 | $7,600,000 | Lucas Glover | 260 -20 | $1,368,000 | Sedgefield |
| 08/07/2022 | $7,300,000 | Tom Kim | 260 -20 | $1,314,000 | Sedgefield |
| 08/15/2021 | $6,400,000 | Kevin Kisner | 265 -15 | $1,152,000 | Sedgefield |
| 08/16/2020 | $6,400,000 | Jim Herman | 259 -21 | $1,152,000 | Sedgefield |
| 08/04/2019 | $6,200,000 | J.T. Poston | 258 -22 | $1,116,000 | Sedgefield |
| 08/19/2018 | $6,000,000 | Brandt Snedeker | 259 -21 | $1,080,000 | Sedgefield |
| 08/20/2017 | $5,800,000 | Henrik Stenson | 258 -22 | $1,044,000 | Sedgefield |
| 08/21/2016 | $5,600,000 | Si Woo Kim | 259 -21 | $1,008,000 | Sedgefield |
| 08/23/2015 | $5,400,000 | ***Davis Love III*** | 263 -17 | $972,000 | Sedgefield |
| 08/17/2014 | $5,300,000 | Camilo Villegas | 263 -17 | $954,000 | Sedgefield |
| 08/18/2013 | $5,300,000 | *Patrick Reed | 266 -14 | $954,000 | Sedgefield |
| 08/19/2012 | $5,200,000 | Sergio Garcia | 262 -18 | $936,000 | Sedgefield |
| 08/21/2011 | $5,200,000 | Webb Simpson | 262 -18 | $936,000 | Sedgefield |
| 08/22/2010 | $5,100,000 | Arjun Atwal | 260 -20 | $918,000 | Sedgefield |
| 08/23/2009 | $5,100,000 | *Ryan Moore | 264 -16 | $918,000 | Sedgefield |
| 08/17/2008 | $5,100,000 | Carl Pettersson | 259 -21 | $918,000 | Sedgefield |
| 08/19/2007 | $5,000,000 | Brandt Snedeker | 266 -22 | $900,000 | Forest Oaks |
| 10/08/2006 | $5,000,000 | ***Davis Love III*** | 272 -16 | $900,000 | Forest Oaks |
| 10/02/2005 | $5,000,000 | K.J. Choi | 266 -22 | $900,000 | Forest Oaks |
| 10/17/2004 | $4,600,000 | Brent Geiberger | 270 -18 | $828,000 | Forest Oaks |
| 10/19/2003 | $4,500,000 | Shigeki Maruyama | 266 -22 | $810,000 | Forest Oaks |
| 04/28/2002 | $3,800,000 | Rocco Mediate | 272 -16 | $684,000 | Forest Oaks |
| 04/29/2001 | $3,500,000 | Scott Hoch | 272 -16 | $630,000 | Forest Oaks |
| 04/23/2000 | $3,000,000 | Hal Sutton | 274 -14 | $540,000 | Forest Oaks |
| 04/25/1999 | $2,600,000 | Jesper Parnevik | 265 -23 | $468,000 | Forest Oaks |
| 04/26/1998 | $2,200,000 | *Trevor Dodds | 276 -12 | $396,000 | Forest Oaks |
| 04/27/1997 | $1,900,000 | *Frank Nobilo | 274 -14 | $342,000 | Forest Oaks |
| 04/28/1996 | $1,800,000 | Mark O'Meara | 274 -14 | $324,000 | Forest Oaks |
| 04/23/1995 | $1,500,000 | Jim Gallagher, Jr. | 274 -14 | $270,000 | Forest Oaks |
| 04/24/1994 | $1,500,000 | Mike Springer | 275 -13 | $270,000 | Forest Oaks |
| 04/25/1993 | $1,500,000 | *Rocco Mediate | 281 - 7 | $270,000 | Forest Oaks |
| 04/26/1992 | $1,250,000 | ***Davis Love III*** | 272 -16 | $225,000 | Forest Oaks |
| 04/28/1991 | $1,125,000 | *Mark Brooks | 275 -13 | $225,000 | Forest Oaks |
| 04/22/1990 | $1,250,000 | Steve Elkington | 282 - 6 | $225,000 | Forest Oaks |
| 04/23/1989 | $1,000,000 | Ken Green | 277 -11 | $180,000 | Forest Oaks |
| 04/03/1988 | $1,000,000 | ****Sandy Lyle*** | 271 -17 | $180,000 | Forest Oaks |
| 04/05/1987 | $600,000 | Scott Simpson | 282 - 6 | $108,000 | Forest Oaks |
| 04/06/1986 | $500,000 | ***Sandy Lyle*** | 275 -13 | $90,000 | Forest Oaks |
| 04/07/1985 | $400,000 | Joey Sindelar | 285 - 3 | $72,000 | Forest Oaks |
| 04/08/1984 | $400,000 | Andy Bean | 280 - 8 | $72,000 | Forest Oaks |
| 04/03/1983 | $400,000 | ***Lanny Wadkins*** | 275 -13 | $72,000 | Forest Oaks |
| 04/04/1982 | $300,000 | Danny Edwards | 285 - 3 | $54,000 | Forest Oaks |
| 04/05/1981 | $300,000 | ****Larry Nelson*** | 281 - 7 | $54,000 | Forest Oaks |
| 04/06/1980 | $250,000 | Craig Stadler | 275 -13 | $45,000 | Forest Oaks |
| 04/08/1979 | $250,000 | ***Raymond Floyd*** | 282 -6 | $45,000 | Forest Oaks |
| 04/02/1978 | $240,000 | ***Seve Ballesteros*** | 282 -6 | $48,000 | Forest Oaks |

| | | | | | | |
|---|---|---|---|---|---|---|
| 04/03/1977 | $235,000 | Danny Edwards | 276 | -12 | $47,000 | Forest Oaks |
| 04/04/1976 | $230,000 | Al Geiberger | 268 | -16 | $46,000 | Sedgefield |
| 04/06/1975 | $225,000 | Tom Weiskopf | 275 | N/A | $45,000 | Sedgefield |
| 04/07/1974 | $220,000 | ***Bob Charles*** | 270 | N/A | $44,066 | Sedgefield |
| 04/02/1973 | $210,000 | ***Chi Chi Rodriguez*** | 267 | N/A | $42,000 | Sedgefield |
| 04/02/1972 | $200,000 | *George Archer | 272 | N/A | $40,000 | Sedgefield |
| 04/04/1971 | $190,000 | *Bud Allin | 275 | N/A | $38,000 | Sedgefield |
| 04/05/1970 | $180,000 | ***Gary Player*** | 271 | N/A | $36,000 | Sedgefield |
| 04/06/1969 | $160,000 | ****Gene Littler*** | 274 | N/A | $32,000 | Sedgefield |
| 04/07/1968 | $137,500 | ***Billy Casper*** | 267 | N/A | $27,500 | Sedgefield |
| 04/02/1967 | $125,000 | George Archer | 267 | N/A | $25,000 | Sedgefield |
| 04/03/1966 | $100,000 | *Doug Sanders | 276 | N/A | $20,000 | Sedgefield |
| 04/04/1965 | $70,000 | ***Sam Snead*** | 273 | N/A | $11,000 | Sedgefield |
| 04/05/1964 | $45,000 | ****Julius Boros*** | 277 | N/A | $6,600 | Sedgefield |
| 04/14/1963 | $37,500 | Doug Sanders | 270 | N/A | $5,500 | Sedgefield |
| 04/15/1962 | $35,000 | ***Billy Casper*** | 275 | N/A | $5,300 | Sedgefield |
| 04/16/1961 | $22,500 | Mike Souchak | 276 | N/A | $3,200 | Sedgefield |
| 04/17/1960 | $20,000 | ***Sam Snead*** | 270 | N/A | $2,800 | Starmount Forest |
| 04/12/1959 | $15,000 | Dow Finsterwald | 278 | N/A | $2,000 | Starmount Forest |
| 04/13/1958 | $15,000 | Bob Goalby | 275 | N/A | $2,000 | Starmount Forest |
| 04/14/1957 | $15,000 | Stan Leonard | 276 | N/A | $2,000 | Sedgefield |
| 04/15/1956 | $12,500 | ****Sam Snead*** | 279 | N/A | $2,200 | Starmount Forest |
| 04/17/1955 | $12,500 | ***Sam Snead*** | 273 | N/A | $2,200 | Sedgefield |
| 04/04/1954 | $10,000 | ****Doug Ford*** | 283 | N/A | $2,000 | Starmount Forest |
| 03/29/1953 | $10,100 | *Earl Stewart | 275 | N/A | $2,000 | Sedgefield |
| 04/14/1952 | $10,000 | Dave Douglas | 277 | N/A | $2,000 | Starmount Forest |
| 03/26/1951 | $10,000 | Art Doering | 279 | N/A | $2,000 | Starmount Forest |
| 03/26/1950 | $10,000 | ***Sam Snead*** | 269 | N/A | $2,000 | Sedgefield |
| 03/26/1949 | $10,000 | ****Sam Snead*** | 276 | N/A | $2,000 | Starmount Forest |
| 03/21/1948 | $10,000 | ***Lloyd Mangrum*** | 278 | N/A | $2,000 | Sedgefield |
| 03/23/1947 | $10,000 | Victor Ghezzi | 286 | N/A | $2,000 | Starmount Forest |
| 03/24/1946 | $7,500 | ***Sam Snead*** | 270 | N/A | $1,500 | Sedgefield |
| 03/25/1945 | $7,500 | ***Byron Nelson*** | 271 | N/A | $1,333 | Starmount Forest |
| 03/30/1942 | $5,000 | Sam Byrd | 279 | N/A | $1,000 | Starmount/Sedgefield |
| 03/23/1941 | $5,000 | ***Byron Nelson*** | 276 | N/A | $1,200 | Starmount/Sedgefield |
| 03/25/1940 | $5,000 | ***Ben Hogan*** | 270 | N/A | $1,200 | Starmount/Sedgefield |
| 03/26/1939 | $5,000 | ***Ralph Guldahl*** | 280 | N/A | $1,200 | Starmount/Sedgefield |
| 03/28/1938 | $5,000 | ***Sam Snead*** | 271 | N/A | $1,200 | Starmount/Sedgefield |

* - Playoff winner

***Winners whose names appear in bold italics are members of the World Golf Hall of Fame.***

# 1938 Greater Greensboro Open

Starmount Forest Country Club/Sedgefield Country Club

| POS | PLAYER | RND 1 | RND 2 | RND 3 | TOTAL | EARNINGS |
|---|---|---|---|---|---|---|
| 1 | Sam Snead | 134 | 69 | 68 | 271 | 1,200.00 |
| 2 | Johnny Revolta | 134 | 73 | 69 | 276 | 750.00 |
| T3 | Ralph Guldahl | 140 | 73 | 68 | 281 | 500.00 |
| T3 | Paul Runyan | 139 | 72 | 70 | 281 | 500.00 |
| 5 | Denny Shute | 144 | 67 | 72 | 283 | 350.00 |
| 6 | Harry Cooper | 143 | 67 | 74 | 284 | 300.00 |
| T7 | Bobby Cruickshank | 143 | 70 | 72 | 285 | 215.00 |
| T7 | Ben Hogan | 144 | 71 | 70 | 285 | 215.00 |
| T7 | Horton Smith | 142 | 73 | 70 | 285 | 215.00 |
| T7 | Orville White | 147 | 68 | 70 | 285 | 215.00 |
| T11 | Harold McSpaden | 137 | 75 | 75 | 287 | 130.00 |
| T11 | Henry Picard | 143 | 73 | 71 | 287 | 130.00 |
| T13 | Marshall Crichton | 145 | 70 | 73 | 288 | 100.00 |
| T13 | Tony Manero | 146 | 72 | 70 | 288 | 100.00 |
| T15 | Tommy Armour | 147 | 73 | 69 | 289 | 20.00 |
| T15 | Willie Goggin | 142 | 76 | 71 | 289 | 20.00 |
| T15 | Bill Heinlein | 143 | 75 | 71 | 289 | 20.00 |
| T15 | Ray Mangrum | 148 | 68 | 73 | 289 | 20.00 |

# 1939 Greater Greensboro Open

Starmount Forest Country Club/Sedgefield Country Club

| POS | PLAYER | RND 1 | RND 2 | RND 3 | TOTAL | EARNINGS |
|---|---|---|---|---|---|---|
| 1 | Ralph Guldahl | 139 | 70 | 71 | 280 | 1,200.00 |
| T2 | Clayton Heafner | 140 | 73 | 70 | 283 | 650.00 |
| T2 | Lawson Little | 138 | 72 | 73 | 283 | 650.00 |
| 4 | Ben Hogan | 144 | 70 | 70 | 284 | 450.00 |
| T5 | Harold McSpaden | 144 | 73 | 69 | 286 | 325.00 |
| T5 | Horton Smith | 143 | 73 | 70 | 286 | 325.00 |
| 7 | Denny Shute | 141 | 74 | 72 | 287 | 270.00 |
| 8 | Henry Picard | 141 | 73 | 74 | 288 | 230.00 |
| 9 | Harry Cooper | 140 | 74 | 75 | 289 | 190.00 |
| 10 | Byron Nelson | 146 | 70 | 74 | 290 | 170.00 |
| T11 | Victor Ghezzi | 145 | 72 | 74 | 291 | 115.00 |
| T11 | E. Harrison | 146 | 75 | 70 | 291 | 115.00 |
| T11 | Jimmy Hines | 141 | 77 | 73 | 291 | 115.00 |
| T11 | Felix Serafin | 141 | 73 | 77 | 291 | 115.00 |
| T15 | Johnny Bulla | 139 | 80 | 73 | 292 | 26.67 |
| T15 | Paul Runyan | 145 | 75 | 72 | 292 | 26.67 |
| T15 | Lloyd Mangrum | 143 | 76 | 73 | 292 | 26.66 |
| T15 | Skip Alexander | 145 | 76 | 71 | 292 | |

# 1940 Greater Greensboro Open

Starmount Forest Country Club/Sedgefield Country Club

| POS | PLAYER | RND 1 | RND 2 | RND 3 | TOTAL | EARNINGS |
|---|---|---|---|---|---|---|
| 1 | Ben Hogan | 137 | 66 | 67 | 270 | 1,200.00 |
| 2 | Craig Wood | 142 | 68 | 69 | 279 | 750.00 |
| T3 | Ralph Guldahl | 140 | 73 | 67 | 280 | 412.50 |
| T3 | Byron Nelson | 144 | 68 | 68 | 280 | 412.50 |
| T3 | Johnny Revolta | 144 | 68 | 68 | 280 | 412.50 |
| T3 | Paul Runyan | 145 | 66 | 69 | 280 | 412.50 |
| T7 | Johnny Bulla | 142 | 71 | 71 | 284 | 230.00 |
| T7 | Herman Keiser | 146 | 69 | 69 | 284 | 230.00 |
| T7 | Ky Laffoon | 144 | 70 | 70 | 284 | 230.00 |
| T10 | Clayton Heafner | 145 | 71 | 69 | 285 | 143.34 |
| T10 | Gene Sarazen | 140 | 74 | 71 | 285 | 143.34 |
| T10 | Ed Oliver | 145 | 69 | 71 | 285 | 143.33 |
| 13 | Frank Walsh | 146 | 72 | 68 | 286 | 110.80 |
| 14 | Dick Metz | 150 | 67 | 70 | 287 | 90.00 |
| T15 | Harry Cooper | 152 | 69 | 67 | 288 | 40.00 |
| T15 | Horton Smith | 148 | 71 | 69 | 288 | 40.00 |
| 17 | Chandler Harper | 146 | 73 | 70 | 289 | 60.00 |
| 18 | Charles Farlow | 152 | 67 | 73 | 292 | 50.00 |
| T19 | Rut Coffey | 152 | 70 | 72 | 294 | 35.00 |
| T19 | Jack Helms | 146 | 76 | 72 | 294 | 35.00 |
| 21 | Dugan Aycock | 151 | 72 | 72 | 295 | 20.00 |

# 1941 Greater Greensboro Open

Starmount Forest Country Club/Sedgefield Country Club

| POS | PLAYER | RND 1 | RND 2 | RND 3 | TOTAL | EARNINGS |
|---|---|---|---|---|---|---|
| 1 | Byron Nelson | 136 | 70 | 70 | 276 | 1,200.00 |
| 2 | Victor Ghezzi | 139 | 71 | 68 | 278 | 750.00 |
| T3 | Johnny Bulla | 137 | 71 | 72 | 280 | 500.00 |
| T3 | Ralph Guldahl | 139 | 71 | 70 | 280 | 500.00 |
| T5 | Ben Hogan | 135 | 73 | 74 | 282 | 325.00 |
| T5 | Lawson Little | 144 | 71 | 67 | 282 | 325.00 |
| 7 | Craig Wood | 141 | 70 | 75 | 286 | 270.00 |
| 8 | Sam Snead | 142 | 74 | 71 | 287 | 230.00 |
| 9 | Sam Byrd | 143 | 74 | 71 | 288 | 190.00 |
| 10 | Henry Poe | 141 | 76 | 72 | 289 | 170.00 |
| T11 | Jimmy Hines | 145 | 73 | 72 | 290 | 123.33 |
| T11 | Johnny Palmer | 144 | 72 | 74 | 290 | 123.33 |
| T11 | Jimmy Thomson | 142 | 73 | 75 | 290 | 123.33 |
| T14 | Paul Runyan | 141 | 78 | 72 | 291 | 85.00 |
| T14 | Felix Serafin | 145 | 73 | 73 | 291 | 85.00 |
| T16 | Tony Manero | 144 | 77 | 71 | 292 | |
| T16 | Lloyd Mangrum | 147 | 75 | 70 | 292 | |
| T16 | Jimmy McHale | 143 | 73 | 76 | 292 | |
| T16 | Rod Munday | 140 | 76 | 76 | 292 | |
| T16 | Sam Parks | 149 | 73 | 70 | 292 | |

# 1942 Greater Greensboro Open

Starmount Forest Country Club/Sedgefield Country Club

| POS | PLAYER | RND 1 | RND 2 | RND 3 | TOTAL | EARNINGS |
|---|---|---|---|---|---|---|
| 1 | Sam Byrd | 136 | 75 | 68 | 279 | 1,000.00 |
| T2 | Ben Hogan | 143 | 70 | 68 | 281 | 650.00 |
| T2 | Lloyd Mangrum | 143 | 69 | 69 | 281 | 650.00 |
| T4 | Clayton Heafner | 143 | 69 | 70 | 282 | 412.50 |
| T4 | Byron Nelson | 140 | 68 | 74 | 282 | 412.50 |
| 6 | Lawson Little | 139 | 71 | 73 | 283 | 300.00 |
| T7 | Ray Mangrum | 141 | 71 | 72 | 284 | 208.33 |
| T7 | Sam Snead | 141 | 71 | 72 | 284 | 208.33 |
| T7 | Jimmy Thomson | 136 | 74 | 74 | 284 | 208.33 |
| T10 | Willie Goggin | 142 | 73 | 70 | 285 | 125.00 |
| T10 | Ben Loving | 139 | 71 | 75 | 285 | 125.00 |
| T10 | Horton Smith | 146 | 70 | 69 | 285 | 125.00 |
| T13 | Jimmy Hines | 141 | 71 | 74 | 286 | 92.50 |
| T13 | Rod Munday | 137 | 77 | 72 | 286 | 92.50 |
| T15 | Henry Picard | 142 | 75 | 70 | 287 | 82.50 |
| T15 | Paul Runyan | 140 | 75 | 72 | 287 | 82.50 |
| 17 | Sam Parks | 150 | 70 | 68 | 288 | 75.00 |
| T18 | Chandler Harper | 139 | 76 | 74 | 289 | 57.50 |
| T18 | Gene Sarazen | 145 | 73 | 71 | 289 | 57.50 |
| T18 | Denny Shute | 144 | 70 | 75 | 289 | 57.50 |
| T18 | Sam Bates | 143 | 71 | 75 | 289 | |

**1943 & 1944: No tournaments due to World War II**

# 1945 Greater Greensboro Open

Starmount Forest Country Club

| POS | PLAYER | TOTAL | EARNINGS |
|---|---|---|---|
| 1 | Byron Nelson | | 1,333.00 |
| 2 | Sam Byrd | | 933.00 |
| 3 | Johnny Revolta | | 733.00 |
| 4 | Jimmy Hines | | 600.00 |
| 5 | Craig Wood | | 466.00 |
| 6 | Sam Snead | | 400.00 |
| 7 | Orville White | | 360.00 |
| 8 | Jim Gauntt | | 306.00 |
| T9 | Mike Turnesa | | 240.00 |
| T9 | Joe Zarhardt | | 240.00 |
| 11 | Harold McSpaden | | 186.00 |
| 12 | Toney Penna | | 160.00 |
| 13 | Leonard Dodson | | 146.00 |
| 14 | Joe Taylor | | 120.00 |
| 15 | George Payton | | 106.00 |
| T16 | Willie Goggin | | 66.00 |
| T16 | Chick Rutan | | 66.00 |
| 18 | Armand Farina | | 66.00 |
| T19 | Ky Laffoon | | 66.00 |
| T19 | George Low | | 66.00 |

# 1946 Greater Greensboro Open

Sedgefield Country Club

| POS | PLAYER | TOTAL | EARNINGS |
|---|---|---|---|
| 1 | Sam Snead | | 1,500.00 |
| 2 | Herman Keiser | 276 | 1,000.00 |
| 3 | Lloyd Mangrum | | 750.00 |
| T4 | Jimmy Demaret | | 550.00 |
| T4 | Jim Ferrier | | 550.00 |
| T6 | Chandler Harper | | 383.33 |
| T6 | Clayton Heafner | | 383.33 |
| T6 | Orville White | | 383.33 |
| 9 | Victor Ghezzi | | 300.00 |
| T10 | Leland Gibson | | 245.00 |
| T10 | George Schneiter | | 245.00 |
| T12 | Herman Barron | | 167.50 |
| T12 | Bob Hamilton | | 167.50 |
| T12 | Ray Mangrum | | 167.50 |
| T12 | Al Smith | | 167.50 |
| T16 | Henry Ransom | | 120.00 |
| T16 | Frank Strazza | | 120.00 |
| T18 | Leonard Dodson | | 50.00 |
| T18 | Lawson Little | | 50.00 |
| T18 | Johnny Palmer | | |
| T18 | Toney Penna | | 50.00 |
| T18 | Harry Todd | | 50.00 |
| T23 | Ralph Blomquist | | |
| T23 | Thurman Edwards | | |
| T23 | Gene Kunes | | |
| T23 | Johnny Revolta | | |
| T23 | Frank Stranahan | | |
| T28 | Johnny Bulla | | |
| T28 | Pete Cooper | | |
| T28 | Joe Zarhardt | | |

# 1947 Greater Greensboro Open

Starmount Forest Country Club

| POS | PLAYER | TOTAL | EARNINGS |
|---|---|---|---|
| 1 | Victor Ghezzi | | 2,000.00 |
| 2 | Frank Stranahan - a | | |
| T3 | Bill Nary | | 1,200.00 |
| T3 | Johnny Palmer | | 1,200.00 |
| T5 | Ed Furgol | | 750.00 |
| T5 | Jim Turnesa | | 750.00 |
| 7 | Jimmy Demaret | | 600.00 |
| T8 | Herman Barron | | 450.00 |
| T8 | Chick Harbert | | 450.00 |
| T8 | Al Smith | | 450.00 |
| T8 | Dick Chapman - a | | |
| T12 | Bob Hamilton | | 282.50 |
| T12 | E. Harrison | | 282.50 |
| T12 | Henry Ransom | | 282.50 |
| T12 | Ellsworth Vines | | 282.50 |
| T16 | Jim Ferrier | | 167.50 |
| T16 | Chandler Harper | | 167.50 |
| T16 | Herman Keiser | | 167.50 |
| T16 | Lloyd Mangrum | | 167.50 |
| T20 | Charles Farlow | | 70.00 |
| T20 | George Fazio | | 70.00 |
| T20 | Fred Haas | | 70.00 |
| T20 | Clayton Heafner | | 70.00 |
| T20 | Lew Worsham | | 70.00 |

# 1948 Greater Greensboro Open

Sedgefield Country Club

| POS | PLAYER | RND 1 | RND 2 | RND 3 | RND 4 | TOTAL | EARNINGS |
|---|---|---|---|---|---|---|---|
| 1 | Lloyd Mangrum | 70 | 66 | 69 | 73 | 278 | 2,000.00 |
| 2 | Lew Worsham | 70 | 71 | 68 | 70 | 279 | 1,400.00 |
| 3 | Herman Keiser | 71 | 69 | 70 | 71 | 281 | 1,000.00 |
| 4 | Johnny Palmer | 70 | 72 | 69 | 71 | 282 | 800.00 |
| T5 | Jim Ferrier | 74 | 68 | 70 | 72 | 284 | 650.00 |
| T5 | Bob Hamilton | 72 | 68 | 72 | 72 | 284 | 650.00 |
| T7 | Jimmy Demaret | 69 | 72 | 72 | 72 | 285 | 475.00 |
| T7 | Bill Nary | 71 | 72 | 69 | 73 | 285 | 475.00 |
| T9 | Skip Alexander | 68 | 70 | 73 | 75 | 286 | 375.00 |
| T9 | Johnny Revolta | 72 | 72 | 69 | 73 | 286 | 375.00 |
| 11 | Dick Metz | 70 | 74 | 73 | 70 | 287 | 300.00 |
| T12 | Marty Furgol | 69 | 72 | 70 | 77 | 288 | 240.00 |
| T12 | Joe Zarhardt | 72 | 73 | 73 | 70 | 288 | 240.00 |
| T14 | Dave Douglas | 70 | 73 | 72 | 74 | 289 | 180.00 |
| T14 | Toney Penna | 72 | 75 | 73 | 69 | 289 | 180.00 |
| T16 | George Fazio | 69 | 71 | 74 | 76 | 290 | 132.00 |
| T16 | Otto Greiner | 70 | 75 | 74 | 71 | 290 | 132.00 |
| T16 | Clayton Heafner | 68 | 70 | 73 | 79 | 290 | 132.00 |
| T16 | Jimmy Thomson | 71 | 71 | 77 | 71 | 290 | 132.00 |
| T16 | Ellsworth Vines | 70 | 69 | 74 | 77 | 290 | 132.00 |
| T21 | Dick Chapman - a | 77 | 70 | 70 | 74 | 291 | |
| T21 | Pete Cooper | 71 | 76 | 69 | 75 | 291 | |
| T21 | Ed Furgol | 74 | 72 | 75 | 70 | 291 | |
| T21 | Fred Hawkins | 74 | 72 | 70 | 75 | 291 | |
| T21 | Lawson Little | 73 | 71 | 71 | 76 | 291 | |
| T21 | Sam Snead | 72 | 72 | 71 | 76 | 291 | |
| T27 | Errie Ball | 74 | 72 | 73 | 73 | 292 | |
| T27 | Dick Govern | 73 | 75 | 75 | 69 | 292 | |
| T27 | Frank Stranahan - a | 72 | 73 | 69 | 78 | 292 | |
| T30 | Chandler Harper | 75 | 70 | 73 | 75 | 293 | |
| T30 | Eric Monti | 72 | 74 | 76 | 71 | 293 | |
| T30 | Al Smith | 73 | 72 | 70 | 78 | 293 | |
| T30 | Joe Taylor | 74 | 75 | 70 | 74 | 293 | |
| T34 | Charles Farlow | 72 | 71 | 78 | 73 | 294 | |
| T34 | Cary Middlecoff | 70 | 74 | 74 | 76 | 294 | |
| T34 | Denny Shute | 73 | 74 | 72 | 75 | 294 | |
| T34 | Horton Smith | 74 | 69 | 75 | 76 | 294 | |
| T38 | Thurman Edwards | 74 | 72 | 74 | 75 | 295 | |
| T38 | Chick Harbert | 74 | 73 | 74 | 74 | 295 | |
| T38 | Jim Milward | 67 | 76 | 74 | 78 | 295 | |
| T41 | George Bolesta | 74 | 73 | 76 | 73 | 296 | |
| T41 | Ralph Guldahl | 73 | 76 | 74 | 73 | 296 | |
| T41 | Henry Ransom | 77 | 68 | 71 | 80 | 296 | |
| 44 | Bob Gray, Jr. | 74 | 73 | 74 | 77 | 298 | |
| T45 | Art Clark | 75 | 73 | 74 | 77 | 299 | |
| T45 | Wysol Spencer - a | 74 | 72 | 77 | 76 | 299 | |
| 47 | C. Harper, Jr. | 76 | 71 | 80 | 73 | 300 | |
| 48 | John Schoonmaker | 74 | 76 | 75 | 76 | 301 | |
| 49 | John Teal | 76 | 72 | 76 | 78 | 302 | |
| 50 | Johnny Bulla | 74 | 75 | 79 | 76 | 304 | |
| 51 | Mike Pavella | 73 | 76 | 76 | 80 | 305 | |
| T52 | Walter Cichon | 75 | 72 | 80 | 79 | 306 | |
| T52 | Harold Oatman | 73 | 75 | 81 | 77 | 306 | |
| 54 | Grover Bullin | 75 | 74 | 80 | 81 | 310 | |
| WD | Victor Ghezzi | 72 | 76 | 73 | | 221 | |
| WD | Ky Laffoon | 73 | 75 | | | 148 | |
| WD | Tony Manero | 74 | 74 | | | 148 | |
| WD | Jim Turnesa | 75 | 73 | | | 148 | |
| WD | Mike Dietz | 75 | 76 | | | 151 | |
| WD | Paul Hahn | 79 | 72 | | | 151 | |
| WD | George Schoux | 75 | 76 | | | 151 | |
| WD | Wally Simpson | 75 | 76 | | | 151 | |
| WD | Carl Beljan | 81 | 71 | | | 152 | |

# 1949 Greater Greensboro Open

Starmount Forest Country Club

| POS | PLAYER | RND 1 | RND 2 | RND 3 | RND 4 | TOTAL | EARNINGS |
|---|---|---|---|---|---|---|---|
| 1 | Sam Snead | 68 | 69 | 69 | 70 | 276 | 2,000.00 |
| 2 | Lloyd Mangrum | 67 | 69 | 68 | 72 | 276 | 1,400.00 |
| T3 | Lew Worsham | 72 | 68 | 71 | 67 | 278 | 1,000.00 |
| T3 | Frank Stranahan - a | 66 | 69 | 73 | 70 | 278 | |
| T5 | Bobby Locke | 69 | 68 | 69 | 73 | 279 | 750.00 |
| T5 | Dick Metz | 68 | 68 | 71 | 72 | 279 | 750.00 |
| T7 | Johnny Palmer | 67 | 71 | 72 | 70 | 280 | 560.00 |
| T7 | Glenn Teal | 69 | 70 | 72 | 69 | 280 | 560.00 |
| 9 | Clayton Heafner | 73 | 65 | 74 | 69 | 281 | 440.00 |
| T10 | Jerry Barber | 73 | 65 | 71 | 73 | 282 | 365.00 |
| T10 | Johnny Bulla | 72 | 67 | 74 | 69 | 282 | 365.00 |
| 12 | Jack Burke, Jr. | 72 | 69 | 71 | 71 | 283 | 300.00 |
| T13 | Chick Harbert | 70 | 70 | 70 | 74 | 284 | 240.00 |
| T13 | Cary Middlecoff | 68 | 72 | 74 | 70 | 284 | 240.00 |
| T13 | Jim Turnesa | 71 | 72 | 71 | 70 | 284 | 240.00 |
| T16 | George Schneiter | 70 | 67 | 76 | 73 | 286 | 165.00 |
| T16 | Al Smith | 73 | 72 | 70 | 71 | 286 | 165.00 |
| T18 | Ted Kroll | 69 | 70 | 76 | 72 | 287 | 125.00 |
| T18 | Johnny Revolta | 70 | 72 | 73 | 72 | 287 | 125.00 |
| 20 | Otto Greiner | 71 | 74 | 75 | 68 | 288 | 110.00 |
| T21 | Milon Marusic | 71 | 74 | 72 | 72 | 289 | 100.00 |
| T21 | Skee Riegel - a | 71 | 73 | 74 | 71 | 289 | |
| T23 | Jim Ferrier | 76 | 70 | 74 | 70 | 290 | |
| T23 | Ed Furgol | 74 | 70 | 74 | 72 | 290 | |
| T23 | Henry Ransom | 71 | 70 | 75 | 74 | 290 | |
| T23 | Buck White | 71 | 74 | 71 | 74 | 290 | |
| T27 | Pete Cooper | 73 | 71 | 73 | 74 | 291 | |
| T27 | Doug Ford - a | 71 | 70 | 78 | 72 | 291 | |
| T29 | Marty Furgol | 73 | 72 | 72 | 75 | 292 | |
| T29 | Fred Hawkins | 70 | 73 | 75 | 74 | 292 | |
| T29 | Bill Nary | 73 | 70 | 72 | 77 | 292 | |
| T29 | Wally Ulrich | 70 | 75 | 75 | 72 | 292 | |
| T33 | Charles Farlow | 75 | 71 | 71 | 76 | 293 | |
| T33 | Jack Garrett | 73 | 75 | 71 | 74 | 293 | |
| T33 | Joe Zarhardt | 75 | 72 | 73 | 73 | 293 | |
| T36 | Errie Ball | 76 | 69 | 74 | 75 | 294 | |
| T36 | Ned Cooper | 70 | 73 | 78 | 73 | 294 | |
| 38 | Skip Alexander | 74 | 72 | 75 | 76 | 297 | |
| 39 | Carl Beljan | 72 | 76 | 73 | 79 | 300 | |
| 40 | Clarence Owens | 73 | 74 | 76 | 79 | 302 | |
| 41 | Palmer Maples | 77 | 73 | 80 | 74 | 304 | |
| 42 | Jim Gantz | 74 | 75 | 79 | 82 | 310 | |
| WD | Victor Ghezzi | 72 | 72 | 74 | | 218 | |
| WD | Jimmy Thomson | 73 | 71 | 75 | | 219 | |
| WD | Dale Andreason | 75 | 70 | 75 | | 220 | |
| WD | Dave Douglas | 75 | 72 | 73 | | 220 | |
| WD | Buck Luce | 72 | 71 | 77 | | 220 | |
| WD | Mike Pavella | 74 | 76 | 79 | | 229 | |
| WD | Lawson Little | 70 | 73 | | | 143 | |
| WD | Toby Lyons | 72 | 71 | | | 143 | |
| WD | Eric Monti | 72 | 71 | | | 143 | |
| WD | Bob Hamilton | 73 | 72 | | | 145 | |
| WD | Jim Milward | 71 | 77 | | | 148 | |
| WD | Ted Neist | 73 | 75 | | | 148 | |
| WD | Orville White | 71 | 77 | | | 148 | |
| WD | E. Harrison | 73 | 76 | | | 149 | |
| WD | Ellsworth Vines | 73 | 76 | | | 149 | |
| WD | Joe Taylor | 76 | 74 | | | 150 | |

# 1950 Greater Greensboro Open

Sedgefield Country Club

| POS | PLAYER | RND 1 | RND 2 | RND 3 | RND 4 | TOTAL | EARNINGS |
|---|---|---|---|---|---|---|---|
| 1 | Sam Snead | 66 | 70 | 66 | 67 | 269 | 2,000.00 |
| 2 | Jimmy Demaret | 70 | 72 | 71 | 66 | 279 | 1,400.00 |
| 3 | Jim Turnesa | 73 | 69 | 69 | 69 | 280 | 1,000.00 |
| 4 | Johnny Palmer | 70 | 70 | 76 | 65 | 281 | 800.00 |
| 5 | Jack Burke, Jr. | 69 | 72 | 69 | 72 | 282 | 700.00 |
| T6 | E. Harrison | 73 | 66 | 74 | 71 | 284 | 560.00 |
| T6 | Glenn Teal | 73 | 70 | 69 | 72 | 284 | 560.00 |
| 8 | Bob Toski | 73 | 72 | 73 | 68 | 286 | 440.00 |
| 9 | Clayton Heafner | 67 | 74 | 73 | 73 | 287 | 390.00 |
| T10 | Jim Ferrier | 75 | 70 | 74 | 69 | 288 | 287.50 |
| T10 | Leland Gibson | 77 | 70 | 71 | 70 | 288 | 287.50 |
| T10 | Ted Kroll | 75 | 71 | 74 | 68 | 288 | 287.50 |
| T10 | Felice Torza | 71 | 74 | 74 | 69 | 288 | 287.50 |
| T14 | Jimmy Clark | 70 | 76 | 71 | 72 | 289 | 158.00 |
| T14 | Max Evans | 72 | 73 | 73 | 71 | 289 | 158.00 |
| T14 | Doug Ford | 71 | 73 | 71 | 74 | 289 | 158.00 |
| T14 | Chick Harbert | 72 | 72 | 72 | 73 | 289 | 158.00 |
| T14 | Paul O'Leary | 68 | 77 | 74 | 70 | 289 | 158.00 |
| T19 | Chandler Harper | 70 | 70 | 76 | 74 | 290 | 70.00 |
| T19 | Henry Ransom | 70 | 73 | 71 | 76 | 290 | 70.00 |
| T19 | Horton Smith | 73 | 75 | 73 | 69 | 290 | 70.00 |
| T22 | Tommy Bolt | 72 | 74 | 72 | 73 | 291 | |
| T22 | Ed Furgol | 73 | 73 | 71 | 74 | 291 | |
| T22 | Stanley Horne | 75 | 69 | 77 | 70 | 291 | |
| T22 | Lawson Little | 76 | 72 | 73 | 70 | 291 | |
| T22 | Lloyd Mangrum | 70 | 77 | 74 | 70 | 291 | |
| T22 | Milon Marusic | 69 | 76 | 74 | 72 | 291 | |
| T28 | Pete Cooper | 73 | 74 | 75 | 70 | 292 | |
| T28 | Roberto De Vicenzo | 74 | 74 | 73 | 71 | 292 | |
| T28 | Elroy Marti, Sr. | 72 | 73 | 74 | 73 | 292 | |
| T28 | Lew Worsham | 72 | 71 | 75 | 74 | 292 | |
| T32 | P. Boatwright - a | 74 | 71 | 75 | 73 | 293 | |
| T32 | Eddie Foy | 76 | 71 | 72 | 74 | 293 | |
| T32 | Bob Gajda | 73 | 72 | 76 | 72 | 293 | |
| T32 | Bill Nary | 74 | 71 | 74 | 74 | 293 | |
| T32 | Art Wall | 71 | 71 | 76 | 75 | 293 | |
| T32 | Joe Zarhardt | 73 | 74 | 72 | 74 | 293 | |
| T38 | Dave Douglas | 74 | 71 | 76 | 73 | 294 | |
| T38 | Jim Milward | 73 | 76 | 74 | 71 | 294 | |
| T38 | Frank Stranahan - a | 73 | 72 | 74 | 75 | 294 | |
| T38 | Wally Ulrich | 72 | 72 | 75 | 75 | 294 | |
| 42 | Ted Neist | 72 | 74 | 78 | 71 | 295 | |
| T43 | Errie Ball | 77 | 72 | 77 | 71 | 297 | |
| T43 | Jackson Bradley | 77 | 72 | 72 | 76 | 297 | |
| T43 | Bob Gray, Jr. | 73 | 70 | 76 | 78 | 297 | |
| T46 | Skip Alexander | 69 | 76 | 81 | 72 | 298 | |
| T46 | Joe Kirkwood | 74 | 74 | 76 | 74 | 298 | |
| T46 | Harvie Ward, Jr. - a | 74 | 77 | 77 | 70 | 298 | |
| T49 | Edmund Burke | 71 | 76 | 75 | 77 | 299 | |
| T49 | Ned Cooper | 71 | 77 | 75 | 76 | 299 | |
| 51 | Buck White | 73 | 76 | 75 | 76 | 300 | |
| T52 | Jerry Barber | 75 | 74 | 73 | 79 | 301 | |
| T52 | Gene Webb | 79 | 70 | 76 | 76 | 301 | |
| T54 | Dick Chapman - a | 78 | 76 | 76 | 73 | 303 | |
| T54 | Bill Davis | 77 | 72 | 76 | 78 | 303 | |
| 56 | Dick Borthwick | 75 | 74 | 81 | 74 | 304 | |
| 57 | Larry Dempsey | 73 | 72 | 82 | 78 | 305 | |
| 58 | Stan Dudas | 76 | 73 | 80 | 78 | 307 | |
| WD | George Fazio | 69 | 74 | 78 | | 221 | |
| WD | Al Besselink | 74 | 73 | 75 | | 222 | |
| WD | Bob Hamilton | 71 | 76 | 76 | | 223 | |

# 1951 Greater Greensboro Open

Starmount Forest Country Club

| POS | PLAYER | RND 1 | RND 2 | RND 3 | RND 4 | TOTAL | EARNINGS |
|---|---|---|---|---|---|---|---|
| 1 | Art Doering | 70 | 71 | 68 | 70 | 279 | 2,000.00 |
| 2 | Jim Ferrier | 71 | 74 | 72 | 67 | 284 | 1,400.00 |
| 3 | Sam Snead | 71 | 78 | 70 | 66 | 285 | 1,000.00 |
| T4 | Jack Burke, Jr. | 74 | 72 | 67 | 73 | 286 | 700.00 |
| T4 | Roberto De Vicenzo | 74 | 72 | 69 | 71 | 286 | 700.00 |
| T4 | Earl Stewart | 74 | 72 | 72 | 68 | 286 | 700.00 |
| 7 | Marty Furgol | 68 | 76 | 72 | 72 | 288 | 520.00 |
| T8 | Jack Shields | 77 | 69 | 69 | 74 | 289 | 415.00 |
| T8 | Lew Worsham | 75 | 70 | 73 | 71 | 289 | 415.00 |
| 10 | Jimmy Clark | 77 | 73 | 70 | 70 | 290 | 340.00 |
| T11 | Al Brosch | 75 | 72 | 72 | 73 | 292 | 285.00 |
| T11 | Lloyd Mangrum | 77 | 72 | 71 | 72 | 292 | 285.00 |
| T13 | Johnny Bulla | 73 | 72 | 72 | 76 | 293 | 182.00 |
| T13 | Gene Kunes | 73 | 78 | 72 | 70 | 293 | 182.00 |
| T13 | Jim Milward | 70 | 78 | 70 | 75 | 293 | 182.00 |
| T13 | Johnny Palmer | 74 | 75 | 70 | 74 | 293 | 182.00 |
| T13 | Glenn Teal | 74 | 72 | 75 | 72 | 293 | 182.00 |
| T18 | Clayton Heafner | 73 | 74 | 76 | 71 | 294 | 110.00 |
| T18 | Johnny Revolta | 72 | 75 | 73 | 74 | 294 | 110.00 |
| T18 | George Stuhler | 77 | 71 | 77 | 69 | 294 | 110.00 |
| T18 | Hobart Manley, Jr. - a | 74 | 75 | 68 | 77 | 294 | |
| T22 | Jerry Barber | 77 | 72 | 72 | 74 | 295 | |
| T22 | Bob Toski | 73 | 73 | 71 | 78 | 295 | |
| T24 | Ed Furgol | 76 | 72 | 75 | 73 | 296 | |
| T24 | Milon Marusic | 74 | 77 | 71 | 74 | 296 | |
| T24 | Harvie Ward, Jr. - a | 73 | 75 | 73 | 75 | 296 | |
| T27 | Max Evans | 74 | 74 | 72 | 77 | 297 | |
| T27 | Shelley Mayfield | 75 | 76 | 74 | 72 | 297 | |
| T27 | Toney Penna | 71 | 78 | 73 | 75 | 297 | |
| T27 | Jim Turnesa | 75 | 73 | 75 | 74 | 297 | |
| T31 | Doug Ford | 80 | 72 | 71 | 75 | 298 | |
| T31 | Lawson Little | 74 | 77 | 73 | 74 | 298 | |
| T33 | Harry Griesmer | 77 | 74 | 77 | 71 | 299 | |
| T33 | Mike Homa | 73 | 80 | 69 | 77 | 299 | |
| T33 | Ansel Snow | 78 | 74 | 74 | 73 | 299 | |
| T36 | Jay Hebert | 74 | 72 | 81 | 74 | 301 | |
| T36 | Marshall Springer | 76 | 75 | 72 | 78 | 301 | |
| T38 | Stanley Horne | 79 | 74 | 73 | 77 | 303 | |
| T38 | Joe Zarhardt | 74 | 74 | 76 | 79 | 303 | |
| T40 | Steve Doctor | 76 | 76 | 75 | 77 | 304 | |
| T40 | Connie Sellers - a | 75 | 77 | 78 | 74 | 304 | |
| 42 | Ollie Kay - a | 75 | 73 | 78 | 79 | 305 | |
| T43 | Jim Gantz | 78 | 75 | 76 | 77 | 306 | |
| T43 | Harold Paddock - a | 77 | 77 | 75 | 77 | 306 | |
| T43 | Art Wall | 77 | 77 | 70 | 82 | 306 | |
| T46 | Joe Cheves | 74 | 80 | 79 | 74 | 307 | |
| T46 | Charles Farlow | 75 | 79 | 76 | 77 | 307 | |
| T46 | Al Smith | 76 | 77 | 73 | 81 | 307 | |
| 49 | Bob Gray, Jr. | 76 | 76 | 76 | 80 | 308 | |
| 50 | Russ Sherba | 77 | 73 | 78 | 81 | 309 | |
| WD | Victor Ghezzi | 74 | 78 | 73 | | 225 | |
| WD | Bob Duden | 74 | 76 | 77 | | 227 | |
| WD | Skee Riegel | 73 | 75 | 79 | | 227 | |
| WD | Joe Thacker | 78 | 76 | 73 | | 227 | |
| WD | Steve Blatnak | 75 | 74 | 80 | | 229 | |
| WD | Charles Deaton | 75 | 76 | 79 | | 230 | |

# 1952 Greater Greensboro Open

Starmount Forest Country Club

| POS | PLAYER | RND 1 | RND 2 | RND 3 | RND 4 | TOTAL | EARNINGS |
|---|---|---|---|---|---|---|---|
| 1 | Dave Douglas | 73 | 64 | 71 | 69 | 277 | 2,000.00 |
| 2 | Bobby Locke | 70 | 68 | 70 | 70 | 278 | 1,400.00 |
| T3 | Jim Ferrier | 70 | 69 | 71 | 69 | 279 | 846.67 |
| T3 | Ed Oliver | 68 | 68 | 73 | 70 | 279 | 846.67 |
| T3 | Sam Snead | 70 | 71 | 66 | 72 | 279 | 846.66 |
| 6 | Art Wall | 70 | 69 | 67 | 74 | 280 | 600.00 |
| T7 | Julius Boros | 70 | 71 | 69 | 71 | 281 | 460.00 |
| T7 | Skee Riegel | 67 | 73 | 69 | 72 | 281 | 460.00 |
| 9 | Lew Worsham | 70 | 75 | 68 | 69 | 282 | 360.00 |
| T10 | Milon Marusic | 71 | 71 | 74 | 67 | 283 | 270.00 |
| T10 | Bob Toski | 69 | 70 | 72 | 72 | 283 | 270.00 |
| T12 | Doug Ford | 70 | 67 | 76 | 71 | 284 | 180.00 |
| T12 | Marty Furgol | 69 | 73 | 69 | 73 | 284 | 180.00 |
| T12 | Joe Zarhardt | 73 | 73 | 67 | 71 | 284 | 180.00 |
| T15 | Ted Kroll | 72 | 67 | 74 | 72 | 285 | 140.00 |
| T15 | Dick Mayer | 67 | 71 | 74 | 73 | 285 | 140.00 |
| T15 | Jim Turnesa | 70 | 73 | 71 | 71 | 285 | 140.00 |
| T18 | Jimmy Clark | 70 | 69 | 76 | 71 | 286 | 115.00 |
| T18 | Johnny Palmer | 71 | 72 | 73 | 70 | 286 | 115.00 |
| T20 | Joe Kirkwood | 70 | 73 | 71 | 73 | 287 | 95.00 |
| T20 | Al Zimmerman | 71 | 74 | 70 | 72 | 287 | 95.00 |
| 22 | Johnny Bulla | 72 | 69 | 69 | 78 | 288 | 80.00 |
| 23 | Max Evans | 74 | 71 | 71 | 73 | 289 | 70.00 |
| T24 | Al Smith | 72 | 78 | 69 | 71 | 290 | 55.00 |
| T24 | Earl Stewart | 75 | 71 | 67 | 77 | 290 | 55.00 |
| T24 | Bo Wininger | 69 | 71 | 75 | 75 | 290 | |
| T27 | Avery Beck | 73 | 69 | 75 | 74 | 291 | |
| T27 | Frank Stranahan - a | 71 | 75 | 70 | 75 | 291 | |
| T29 | Skip Alexander | 77 | 69 | 75 | 71 | 292 | |
| T29 | Bob Gajda | 74 | 70 | 73 | 75 | 292 | |
| 31 | Jim Gantz | 72 | 70 | 72 | 79 | 293 | |
| 32 | Ansel Snow | 75 | 72 | 73 | 78 | 298 | |
| T33 | Charles Farlow | 75 | 74 | 77 | 73 | 299 | |
| T33 | John Whittle - a | 74 | 72 | 76 | 77 | 299 | |
| 35 | Herman Coelho | 72 | 77 | 77 | 76 | 302 | |
| 36 | Bud Kivett - a | 71 | 78 | 78 | 76 | 303 | |
| T37 | Ernest Edwards | 77 | 78 | 74 | 75 | 304 | |
| T37 | George Tutwiler | 76 | 76 | 74 | 78 | 304 | |
| T39 | Frank Mulherin - a | 78 | 72 | 79 | 77 | 306 | |
| T39 | Don Smith - a | 73 | 77 | 78 | 78 | 306 | |
| T41 | Bill Morgan | 81 | 74 | 78 | 74 | 307 | |
| T41 | Joe Steiger | 78 | 77 | 71 | 81 | 307 | |
| T41 | Joe Worrell | 72 | 74 | 81 | 80 | 307 | |
| 44 | B. Isley - a | 71 | 76 | 81 | 80 | 308 | |
| T45 | Jack Berry - a | 79 | 76 | 76 | 78 | 309 | |
| T45 | H. Blair - a | 75 | 80 | 80 | 74 | 309 | |
| T45 | Charles Deaton | 80 | 76 | 76 | 77 | 309 | |
| T45 | Thurman Edwards | 77 | 75 | 83 | 74 | 309 | |
| T49 | Mel McAdams | 72 | 78 | 77 | 83 | 310 | |
| T49 | Jack Norman - a | 78 | 77 | 79 | 76 | 310 | |
| T51 | Aubrey Apple | 77 | 78 | 78 | 78 | 311 | |
| T51 | Bill Souter | 78 | 78 | 75 | 80 | 311 | |
| T51 | L. Vance | 79 | 77 | 75 | 80 | 311 | |
| 54 | Grant Bennett | 79 | 79 | 75 | 80 | 313 | |
| 55 | Dugan Aycock | 80 | 78 | 79 | 77 | 314 | |
| T56 | George Corcoran | 74 | 80 | 80 | 81 | 315 | |
| T56 | Purvis Ferree | 79 | 77 | 79 | 80 | 315 | |
| 58 | Willard Gourley, Jr. - a | 73 | 81 | 85 | 82 | 321 | |
| 59 | Newell Baker | 83 | 86 | 80 | 81 | 330 | |
| WD | Chandler Harper | 73 | 68 | 71 | | 212 | |
| WD | Bill Nary | 70 | 73 | 75 | | 218 | |
| WD | Eddie Dodson | 75 | 69 | 77 | | 221 | |
| WD | Otto Greiner | 73 | 76 | 74 | | 223 | |
| WD | Harry Welch - a | 76 | 77 | 83 | | 236 | |

# 1953 Greater Greensboro Open

Sedgefield Country Club

| POS | PLAYER | RND 1 | RND 2 | RND 3 | RND 4 | TOTAL | EARNINGS |
|---|---|---|---|---|---|---|---|
| 1 | Earl Stewart | 70 | 68 | 69 | 68 | 275 | 2,000.00 |
| 2 | Sam Snead | 67 | 66 | 73 | 69 | 275 | 1,400.00 |
| 3 | Doug Ford | 70 | 66 | 69 | 70 | 275 | 1,000.00 |
| 4 | Art Wall | 70 | 67 | 68 | 70 | 275 | 800.00 |
| 5 | Skee Riegel | 69 | 68 | 71 | 70 | 278 | 700.00 |
| 6 | Ed Oliver | 68 | 67 | 74 | 70 | 279 | 600.00 |
| 7 | Julius Boros | 73 | 69 | 69 | 69 | 280 | 520.00 |
| 8 | Frank Stranahan - a | 69 | 69 | 71 | 72 | 281 | |
| T9 | Jimmy Clark | 71 | 70 | 69 | 72 | 282 | 390.00 |
| T9 | Jay Hebert | 73 | 69 | 71 | 69 | 282 | 390.00 |
| T9 | Joe Zarhardt | 71 | 68 | 71 | 72 | 282 | 390.00 |
| 12 | Mike Homa | 69 | 71 | 74 | 69 | 283 | 300.00 |
| T13 | Marty Furgol | 74 | 71 | 68 | 71 | 284 | 255.00 |
| T13 | Fred Wampler | 69 | 68 | 77 | 70 | 284 | 255.00 |
| T15 | Al Besselink | 72 | 69 | 73 | 71 | 285 | 195.00 |
| T15 | Al Smith | 69 | 73 | 70 | 73 | 285 | 195.00 |
| T17 | Dave Douglas | 72 | 70 | 71 | 73 | 286 | 127.50 |
| T17 | Max Evans | 73 | 71 | 72 | 70 | 286 | 127.50 |
| T17 | Chandler Harper | 71 | 71 | 73 | 71 | 286 | 127.50 |
| T17 | Fred Hawkins | 71 | 68 | 75 | 72 | 286 | 127.50 |
| T21 | Jim Turnesa | 71 | 70 | 73 | 73 | 287 | 100.00 |
| T21 | Wally Ulrich | 73 | 71 | 74 | 69 | 287 | 100.00 |
| T23 | Jack Kay | 74 | 68 | 73 | 73 | 288 | |
| T23 | Ralph Yankee | 74 | 70 | 72 | 72 | 288 | |
| T25 | Bill Ogden | 69 | 71 | 76 | 73 | 289 | |
| T25 | Johnny Palmer | 74 | 70 | 72 | 73 | 289 | |
| T25 | Bo Wininger | 70 | 71 | 75 | 73 | 289 | |
| T28 | Tommy Bolt | 75 | 65 | 77 | 73 | 290 | |
| T28 | Joe Cheves | 72 | 72 | 72 | 74 | 290 | |
| T28 | Thurman Edwards | 69 | 72 | 76 | 73 | 290 | |
| T28 | Billy Patton - a | 74 | 72 | 75 | 69 | 290 | |
| T32 | Jim Ferrier | 71 | 73 | 72 | 75 | 291 | |
| T32 | Denny Shute | 76 | 71 | 74 | 70 | 291 | |
| T34 | Johnny Bulla | 70 | 73 | 71 | 78 | 292 | |
| T34 | Walker Inman | 73 | 73 | 73 | 73 | 292 | |
| T34 | Mike Krak | 72 | 71 | 77 | 72 | 292 | |
| T34 | Milon Marusic | 69 | 72 | 74 | 77 | 292 | |
| T34 | Mike Souchak | 74 | 74 | 75 | 69 | 292 | |
| T39 | Dick Chapman - a | 73 | 71 | 75 | 74 | 293 | |
| T39 | Charles Farlow | 76 | 73 | 70 | 74 | 293 | |
| T39 | Roy McKenzie | 75 | 72 | 74 | 72 | 293 | |
| T39 | John Schoonmaker | 76 | 69 | 74 | 74 | 293 | |
| T43 | Bill Black | 76 | 72 | 71 | 75 | 294 | |
| T43 | Shelley Mayfield | 72 | 73 | 72 | 77 | 294 | |
| T43 | Harold Paddock | 72 | 71 | 76 | 75 | 294 | |
| T43 | Jack Shields | 75 | 71 | 73 | 75 | 294 | |
| T47 | Monte Norcross | 71 | 73 | 75 | 76 | 295 | |
| T47 | Ansel Snow | 74 | 72 | 71 | 78 | 295 | |
| T49 | Avery Beck | 76 | 68 | 79 | 73 | 296 | |
| T49 | John Dorn | 73 | 76 | 74 | 73 | 296 | |
| T49 | Furman Hayes | 74 | 71 | 75 | 76 | 296 | |
| T49 | Matt Moore | 74 | 73 | 75 | 74 | 296 | |
| T49 | John Serafin | 76 | 74 | 72 | 74 | 296 | |
| T49 | Horton Smith | 68 | 75 | 72 | 81 | 296 | |
| 55 | Billy Capps | 75 | 69 | 75 | 78 | 297 | |
| 56 | Tony Barkovich | 76 | 71 | 76 | 75 | 298 | |
| T57 | Bob Carmen | 70 | 73 | 78 | 78 | 299 | |
| T57 | Ben Goodes - a | 72 | 78 | 73 | 76 | 299 | |
| T57 | Ed Gravely - a | 75 | 75 | 73 | 76 | 299 | |
| 60 | Jerry Barber | 80 | 69 | 74 | 77 | 300 | |
| T61 | Bud Hale | 77 | 72 | 76 | 76 | 301 | |
| T61 | Leon Pounders | 73 | 74 | 78 | 76 | 301 | |
| T61 | Jim Simpson | 71 | 73 | 80 | 77 | 301 | |
| T64 | Mel McAdams | 77 | 72 | 78 | 77 | 304 | |
| T64 | Hans Merrell | 72 | 75 | 77 | 80 | 304 | |
| T66 | Ed Barnes - a | 77 | 73 | 77 | 78 | 305 | |
| T66 | Jack Norman - a | 74 | 71 | 80 | 80 | 305 | |
| T68 | Dugan Aycock | 80 | 73 | 77 | 76 | 306 | |
| T68 | Bill Harvey - a | 75 | 73 | 80 | 78 | 306 | |
| T70 | Grant Bennett | 76 | 75 | 76 | 81 | 308 | |
| T70 | Sandy Young - a | 76 | 74 | 84 | 74 | 308 | |
| 72 | Grover Bullin | 80 | 73 | 77 | 81 | 311 | |
| 73 | Aubrey Apple | 80 | 73 | 81 | 82 | 316 | |
| WD | Al Zimmerman | 74 | 70 | 77 | | 221 | |
| WD | Bob Watson | 72 | 73 | 77 | | 222 | |
| WD | Bob Toski | 73 | 75 | 77 | | 225 | |
| WD | Ted Kroll | 72 | 75 | | | 147 | |
| WD | Henry Castillo | 75 | 74 | | | 149 | |
| WD | Jim Chamblee | 74 | 76 | | | 150 | |
| WD | Purvis Ferree | 74 | 78 | | | 152 | |
| WD | Bill Morgan | 76 | 79 | | | 155 | |

# 1954 Greater Greensboro Open

Starmount Forest Country Club

| POS | PLAYER | RND 1 | RND 2 | RND 3 | RND 4 | TOTAL | EARNINGS |
|---|---|---|---|---|---|---|---|
| 1 | Doug Ford | 71 | 69 | 73 | 70 | 283 | 2,000.00 |
| 2 | Marty Furgol | 72 | 74 | 67 | 70 | 283 | 1,400.00 |
| T3 | Bill Nary | 71 | 71 | 74 | 68 | 284 | 900.00 |
| T3 | Sam Snead | 71 | 69 | 73 | 71 | 284 | 900.00 |
| T5 | Jim Ferrier | 73 | 70 | 71 | 72 | 286 | 650.00 |
| T5 | Bob Rosburg | 67 | 74 | 70 | 75 | 286 | 650.00 |
| T7 | Bill Kerr | 73 | 72 | 74 | 70 | 289 | 480.00 |
| T7 | Wally Ulrich | 76 | 70 | 73 | 70 | 289 | 480.00 |
| T9 | Mike Dietz | 74 | 72 | 74 | 70 | 290 | 343.34 |
| T9 | Rudy Horvath | 67 | 77 | 73 | 73 | 290 | 343.33 |
| T9 | Herman Scharlau | 74 | 72 | 70 | 74 | 290 | 343.33 |
| T12 | Ralph Blomquist | 76 | 73 | 72 | 70 | 291 | 210.00 |
| T12 | Julius Boros | 68 | 72 | 73 | 78 | 291 | 210.00 |
| T12 | Jimmy Clark | 71 | 71 | 74 | 75 | 291 | 210.00 |
| T12 | Mike Homa | 74 | 71 | 74 | 72 | 291 | 210.00 |
| T12 | Johnny Palmer | 77 | 69 | 72 | 73 | 291 | 210.00 |
| T17 | Milon Marusic | 70 | 75 | 73 | 74 | 292 | 76.67 |
| T17 | John Serafin | 73 | 72 | 73 | 74 | 292 | 76.67 |
| T17 | Al Smith | 74 | 70 | 76 | 72 | 292 | 76.67 |
| T17 | Mike Souchak | 75 | 74 | 72 | 71 | 292 | 76.67 |
| T17 | George Fazio | 77 | 71 | 73 | 71 | 292 | 76.66 |
| T17 | Ed Oliver | 77 | 72 | 72 | 71 | 292 | 76.66 |
| T23 | Bob Inman | 71 | 76 | 71 | 75 | 293 | |
| T23 | Art Wall | 74 | 71 | 73 | 75 | 293 | |
| T25 | Mike Krak | 74 | 71 | 74 | 75 | 294 | |
| T25 | Shelley Mayfield | 72 | 74 | 75 | 73 | 294 | |
| T27 | Avery Beck | 73 | 73 | 74 | 75 | 295 | |
| T27 | Mike Fetchick | 76 | 72 | 75 | 72 | 295 | |
| T27 | Dow Finsterwald | 76 | 74 | 70 | 75 | 295 | |
| T27 | Fred Hawkins | 73 | 79 | 71 | 72 | 295 | |
| T27 | Arnold Koehler | 73 | 74 | 78 | 70 | 295 | |
| T27 | Joe Zarhardt | 72 | 76 | 74 | 73 | 295 | |
| 33 | Bill Ogden | 74 | 73 | 77 | 72 | 296 | |
| 34 | Jack Kay | 74 | 73 | 75 | 75 | 297 | |
| 34 | Earl Stewart | 77 | 73 | 76 | 71 | 297 | |
| 34 | Fred Wampler | 77 | 73 | 74 | 73 | 297 | |
| T37 | Leo Biagetti | 77 | 75 | 74 | 72 | 298 | |
| T37 | Horton Smith | 72 | 76 | 74 | 76 | 298 | |
| T37 | Ray Taylor - a | 75 | 74 | 72 | 77 | 298 | |
| T40 | Aubrey Apple | 76 | 77 | 73 | 73 | 299 | |
| T40 | Paul McGuire | 71 | 74 | 79 | 75 | 299 | |
| 42 | John Henrick | 71 | 77 | 78 | 74 | 300 | |
| T43 | Charles Farlow | 74 | 70 | 78 | 79 | 301 | |
| T43 | Gene Hamm | 75 | 70 | 77 | 79 | 301 | |
| T43 | Sam Penecale | 73 | 77 | 77 | 74 | 301 | |
| T43 | Connie Sellers - a | 77 | 75 | 75 | 74 | 301 | |
| T43 | Dick Tiddy | 76 | 75 | 76 | 74 | 301 | |
| T43 | Jim Turnesa | 73 | 74 | 81 | 73 | 301 | |
| T49 | Bob Carmen | 75 | 74 | 76 | 77 | 302 | |
| T49 | Ernie Fortner | 78 | 74 | 75 | 75 | 302 | |
| T49 | Mel McAdams | 78 | 76 | 77 | 71 | 302 | |
| 52 | Max Evans | 72 | 77 | 79 | 76 | 304 | |
| 53 | Tony Kaczenski | 74 | 76 | 76 | 79 | 305 | |
| T54 | Tom Case | 73 | 79 | 78 | 76 | 306 | |
| T54 | Mac Main | 78 | 72 | 75 | 81 | 306 | |
| T54 | John Ruedi | 77 | 75 | 79 | 75 | 306 | |
| T57 | Thurman Edwards | 77 | 78 | 75 | 78 | 308 | |
| T57 | Ben Goodes - a | 75 | 77 | 77 | 79 | 308 | |
| T57 | George Spencer | 73 | 78 | 77 | 80 | 308 | |
| 60 | Wallace Palmer | 73 | 74 | 80 | 82 | 309 | |
| 61 | Bud Kivett - a | 80 | 74 | 78 | 78 | 310 | |
| 62 | Al Goodrich | 79 | 77 | 78 | 77 | 311 | |
| 63 | Bill Harvey - a | 76 | 78 | 85 | 75 | 314 | |
| T64 | John Hendrickson - a | 80 | 76 | 81 | 78 | 315 | |
| T64 | Ray Palmer - a | 76 | 79 | 78 | 82 | 315 | |
| 66 | H. Roy Martin - a | 76 | 79 | 82 | 80 | 317 | |
| 67 | Billy Delk - a | 76 | 79 | 87 | 77 | 319 | |
| 68 | R. Crocker - a | 75 | 80 | 86 | 79 | 320 | |
| 69 | Dugan Aycock | 85 | 83 | 78 | 76 | 322 | |
| T70 | Newell Baker | 83 | 83 | 86 | 79 | 331 | |
| T70 | James Overton | 84 | 80 | 84 | 83 | 331 | |

# 1955 Greater Greensboro Open

Sedgefield Country Club

| POS | PLAYER | RND 1 | RND 2 | RND 3 | RND 4 | TOTAL | EARNINGS |
|---|---|---|---|---|---|---|---|
| 1 | Sam Snead | 68 | 67 | 69 | 69 | 273 | 2,200.00 |
| T2 | Julius Boros | 68 | 67 | 69 | 70 | 274 | 1,335.00 |
| T2 | Art Wall | 66 | 68 | 69 | 71 | 274 | 1,335.00 |
| T4 | Bob Rosburg | 70 | 69 | 71 | 67 | 277 | 853.34 |
| T4 | Ted Kroll | 68 | 69 | 70 | 70 | 277 | 853.33 |
| T4 | Billy Maxwell | 70 | 70 | 68 | 69 | 277 | 853.33 |
| T7 | Jerry Barber | 67 | 73 | 69 | 69 | 278 | 595.00 |
| T7 | Marty Furgol | 69 | 73 | 68 | 68 | 278 | 595.00 |
| T9 | Mike Fetchick | 68 | 73 | 72 | 69 | 282 | 415.00 |
| T9 | Ed Furgol | 66 | 70 | 72 | 74 | 282 | 415.00 |
| T9 | Ed Oliver | 70 | 68 | 73 | 71 | 282 | 415.00 |
| T9 | Mike Souchak | 69 | 74 | 70 | 69 | 282 | 415.00 |
| T13 | Doug Higgins, Jr | 71 | 72 | 73 | 67 | 283 | 253.34 |
| T13 | Leo Biagetti | 72 | 71 | 68 | 72 | 283 | 253.33 |
| T13 | Jim Stamps | 71 | 70 | 70 | 72 | 283 | 253.33 |
| T16 | Max Evans | 70 | 73 | 71 | 71 | 285 | 190.00 |
| T16 | Doug Ford | 69 | 71 | 72 | 73 | 285 | 190.00 |
| T18 | Jack Burke, Jr. | 74 | 68 | 69 | 75 | 286 | 140.00 |
| T18 | Gardner Dickinson | 69 | 74 | 70 | 73 | 286 | 140.00 |
| T18 | Dow Finsterwald | 73 | 70 | 67 | 76 | 286 | 140.00 |
| T18 | Furman Hayes | 71 | 71 | 71 | 73 | 286 | 140.00 |
| T18 | Bill Nary | 69 | 74 | 71 | 72 | 286 | 140.00 |
| T18 | Frank Stranahan | 68 | 73 | 68 | 77 | 286 | 140.00 |
| T18 | Peter Thomson | 72 | 71 | 74 | 69 | 286 | 140.00 |
| T25 | Jack Fleck | 72 | 72 | 71 | 72 | 287 | 25.00 |
| T25 | Frank King | 72 | 72 | 71 | 72 | 287 | 25.00 |
| T25 | Johnny Palmer | 73 | 75 | 70 | 69 | 287 | 25.00 |
| T25 | Fred Wampler | 72 | 71 | 72 | 72 | 287 | 25.00 |
| T25 | Paul Harney | 69 | 71 | 78 | 69 | 287 | |
| T30 | Mike Krak | 71 | 71 | 76 | 70 | 288 | |
| T30 | Roy McKenzie | 74 | 73 | 69 | 72 | 288 | |
| T30 | Al Mengert | 74 | 70 | 70 | 74 | 288 | |
| T33 | Arnold Palmer | 72 | 75 | 71 | 73 | 291 | |
| T33 | Wally Ulrich | 74 | 70 | 74 | 73 | 291 | |
| T35 | Mike Homa | 74 | 72 | 76 | 70 | 292 | |
| T35 | Bud Kivett - a | 73 | 73 | 76 | 70 | 292 | |
| T35 | Ray Taylor - a | 78 | 72 | 72 | 70 | 292 | |
| T35 | Fletcher Wall - a | 70 | 76 | 73 | 73 | 292 | |
| T39 | Larry Dempsey - a | 70 | 70 | 76 | 77 | 293 | |
| T39 | Buster Reed | 77 | 72 | 73 | 71 | 293 | |
| T39 | Joe Zarhardt | 77 | 71 | 75 | 70 | 293 | |
| T42 | Al Smith | 72 | 73 | 75 | 74 | 294 | |
| T42 | Ansel Snow | 72 | 70 | 75 | 77 | 294 | |
| T44 | Charles Farlow | 74 | 69 | 73 | 79 | 295 | |
| T44 | Jim McNair | 71 | 73 | 79 | 72 | 295 | |
| T44 | Matt Moore | 74 | 73 | 73 | 75 | 295 | |
| T44 | Jim Turnesa | 72 | 75 | 74 | 74 | 295 | |
| T44 | Buddy Weaver | 74 | 72 | 74 | 75 | 295 | |
| 49 | Steve Doctor | 73 | 75 | 73 | 75 | 296 | |
| T50 | Dick Chapman - a | 75 | 74 | 78 | 70 | 297 | |
| T50 | Harry Cooper | 73 | 75 | 73 | 76 | 297 | |
| T50 | Bob Duden | 76 | 70 | 77 | 74 | 297 | |
| T50 | Ben Goodes - a | 74 | 75 | 73 | 75 | 297 | |
| 54 | Dave Douglas | 74 | 76 | 73 | 75 | 298 | |
| 55 | Aubrey Apple | 77 | 73 | 78 | 71 | 299 | |
| 56 | Bob Keller | 75 | 76 | 77 | 72 | 300 | |
| 57 | Ivan Gantz | 75 | 74 | 74 | 78 | 301 | |
| 58 | William Deemer - a | 73 | 76 | 77 | 76 | 302 | |
| T59 | Dan Archer | 76 | 73 | 72 | 82 | 303 | |
| T59 | Harold Paddock | 79 | 72 | 76 | 76 | 303 | |
| T61 | Purvis Ferree | 73 | 76 | 79 | 76 | 304 | |
| T61 | Bill Harvey - a | 72 | 79 | 76 | 77 | 304 | |
| T63 | Wayne Haley | 76 | 74 | 81 | 74 | 305 | |
| T63 | Thorne Wood | 73 | 77 | 74 | 81 | 305 | |
| 65 | Mel McAdams | 75 | 74 | 77 | 80 | 306 | |
| T66 | Ed Barnes - a | 71 | 75 | 79 | 82 | 307 | |
| T66 | A. Dorsett, Jr. - a | 74 | 76 | 79 | 78 | 307 | |
| T66 | Bob Kivlin | 75 | 74 | 78 | 80 | 307 | |
| 69 | James Overton | 76 | 74 | 84 | 84 | 318 | |
| WD | Frank Strafaci - a | 74 | 74 | 73 | | 221 | |
| WD | George Berry | 71 | 75 | 79 | | 225 | |
| WD | Dick Mayer | 71 | 73 | | | 144 | |
| WD | Johnny Bulla | 78 | 73 | | | 151 | |
| WD | Willie Hunter, Jr. | 78 | 73 | | | 151 | |

# 1956 Greater Greensboro Open

Starmount Forest Country Club

| POS | PLAYER | RND 1 | RND 2 | RND 3 | RND 4 | TOTAL | EARNINGS |
|---|---|---|---|---|---|---|---|
| 1 | Sam Snead | 66 | 69 | 74 | 70 | 279 | 2,200.00 |
| 2 | Fred Wampler | 74 | 70 | 64 | 71 | 279 | 1,500.00 |
| 3 | Doug Ford | 70 | 70 | 71 | 70 | 281 | 1,170.00 |
| 4 | Jim Turnesa | 76 | 66 | 73 | 68 | 283 | 980.00 |
| T5 | Mike Fetchick | 74 | 74 | 72 | 64 | 284 | 740.00 |
| T5 | Billy Maxwell | 74 | 69 | 74 | 67 | 284 | 740.00 |
| T5 | Frank Stranahan | 67 | 74 | 68 | 75 | 284 | 740.00 |
| T8 | Al Besselink | 70 | 73 | 70 | 72 | 285 | 520.00 |
| T8 | John Knight | 72 | 69 | 71 | 73 | 285 | 520.00 |
| 10 | Bill Kerr | 73 | 69 | 73 | 71 | 286 | 440.00 |
| T11 | Tommy Bolt | 75 | 71 | 70 | 71 | 287 | 298.00 |
| T11 | Fred Hawkins | 73 | 74 | 69 | 71 | 287 | 298.00 |
| T11 | Gerry Kesselring | 74 | 69 | 67 | 77 | 287 | 298.00 |
| T11 | John Serafin | 70 | 74 | 71 | 72 | 287 | 298.00 |
| T11 | Mike Souchak | 74 | 73 | 71 | 69 | 287 | 298.00 |
| T16 | Billy Casper | 68 | 73 | 69 | 78 | 288 | 190.00 |
| T16 | Dave Douglas | 74 | 68 | 72 | 74 | 288 | 190.00 |
| 18 | Jay Hebert | 73 | 70 | 72 | 74 | 289 | 170.00 |
| 19 | Larry Dempsey - a | 73 | 74 | 73 | 70 | 290 | |
| 20 | Bud Holscher | 75 | 70 | 72 | 74 | 291 | 160.00 |
| T21 | Chuck Alexander | 76 | 73 | 69 | 74 | 292 | 130.00 |
| T21 | George Bigham | 72 | 72 | 72 | 76 | 292 | 130.00 |
| T21 | Charles Farlow | 71 | 72 | 73 | 76 | 292 | 130.00 |
| T21 | Art Wall | 72 | 73 | 73 | 74 | 292 | 130.00 |
| T21 | Orville White | 74 | 70 | 73 | 75 | 292 | 130.00 |
| T26 | Wally Ulrich | 74 | 71 | 74 | 74 | 293 | 50.00 |
| T26 | Joe Zarhardt | 77 | 71 | 69 | 76 | 293 | 50.00 |
| T26 | Rod Funseth - a | 77 | 72 | 76 | 68 | 293 | |
| 29 | Jim Ferree | 78 | 71 | 71 | 74 | 294 | |
| 30 | Mike Homa | 71 | 73 | 75 | 76 | 295 | |
| T31 | George Bayer | 73 | 77 | 72 | 74 | 296 | |
| T31 | Billy Capps | 75 | 72 | 70 | 79 | 296 | |
| T31 | Jimmy Clark | 68 | 77 | 76 | 75 | 296 | |
| T31 | Henry Cotton | 77 | 72 | 74 | 73 | 296 | |
| T31 | Art Doering | 77 | 74 | 72 | 73 | 296 | |
| T31 | Bob Toski | 77 | 75 | 69 | 75 | 296 | |
| T37 | Ernest Arend - a | 75 | 77 | 72 | 73 | 297 | |
| T37 | Monte Sanders | 75 | 72 | 76 | 74 | 297 | |
| T37 | Sam Urzetta | 74 | 73 | 74 | 76 | 297 | |
| T37 | Don Whitt | 73 | 75 | 72 | 77 | 297 | |
| 41 | Al Smith | 77 | 75 | 73 | 73 | 298 | |
| T42 | Avery Beck | 78 | 75 | 74 | 72 | 299 | |
| T42 | Paul O'Leary | 76 | 76 | 75 | 72 | 299 | |
| T44 | Purvis Ferree | 79 | 71 | 77 | 73 | 300 | |
| T44 | Don Smith - a | 73 | 74 | 75 | 78 | 300 | |
| T44 | Bill Williamson - a | 77 | 71 | 73 | 79 | 300 | |
| T47 | Furman Hayes | 74 | 74 | 75 | 78 | 301 | |
| T47 | James Sykes - a | 75 | 78 | 75 | 73 | 301 | |
| 49 | John Cleary | 79 | 73 | 77 | 73 | 302 | |
| T50 | Wayne Haley | 75 | 72 | 78 | 78 | 303 | |
| T50 | Jim Riggins | 75 | 75 | 75 | 78 | 303 | |
| T50 | Aubrey Rothrock, Jr. - a | 80 | 73 | 76 | 74 | 303 | |
| T53 | George Bernardin | 78 | 75 | 75 | 76 | 304 | |
| T53 | Joe Correll - a | 78 | 74 | 77 | 75 | 304 | |
| T53 | Wayne Jackson - a | 70 | 75 | 81 | 78 | 304 | |
| T56 | Aubrey Apple | 72 | 78 | 75 | 80 | 305 | |
| T56 | Bailey Glenn | 75 | 78 | 74 | 78 | 305 | |
| T56 | Kirk Smith | 81 | 73 | 77 | 74 | 305 | |
| T56 | Bill Stalls | 75 | 76 | 77 | 77 | 305 | |
| T60 | Joe Cheves | 80 | 73 | 73 | 80 | 306 | |
| T60 | Al Goodrich | 77 | 75 | 75 | 79 | 306 | |
| T60 | Mac Main | 79 | 76 | 74 | 77 | 306 | |
| 63 | Carl Tharin | 82 | 74 | 75 | 76 | 307 | |
| 64 | Charles Jessup | 79 | 75 | 77 | 77 | 308 | |
| 65 | Pat Brady - a | 78 | 74 | 79 | 78 | 309 | |
| T66 | Jack Norman - a | 77 | 75 | 78 | 80 | 310 | |
| T66 | James Overton | 78 | 77 | 78 | 77 | 310 | |
| T66 | Larry Taylor | 78 | 75 | 75 | 82 | 310 | |
| 69 | Newell Baker | 83 | 82 | 76 | 73 | 314 | |
| 70 | George Corcoran | 80 | 80 | 77 | 79 | 316 | |
| 71 | Dugan Aycock | 81 | 78 | 82 | 81 | 322 | |
| 72 | Bruce Mashburn | 86 | 75 | 82 | 82 | 325 | |
| WD | Bill Nary | 72 | 75 | 77 | | 224 | |
| WD | George Preisinger | 79 | 74 | 76 | | 229 | |
| WD | Ivan Gantz | 76 | 74 | 80 | | 230 | |
| WD | Clyde King | 78 | 77 | 80 | | 235 | |
| WD | Ernest Edwards | 83 | 78 | 80 | | 241 | |
| WD | Severn White, Jr. | 77 | 77 | | | 154 | |
| WD | Ellis Maples | 80 | 78 | | | 158 | |

# 1957 Greater Greensboro Open

Sedgefield Country Club

| POS | PLAYER | RND 1 | RND 2 | RND 3 | RND 4 | TOTAL | EARNINGS |
|---|---|---|---|---|---|---|---|
| 1 | Stan Leonard | 72 | 68 | 67 | 69 | 276 | 2,000.00 |
| 2 | Mike Souchak | 70 | 70 | 69 | 70 | 279 | 1,500.00 |
| T3 | Julius Boros | 70 | 65 | 71 | 74 | 280 | 1,100.00 |
| T3 | Gary Player | 71 | 68 | 68 | 73 | 280 | 1,100.00 |
| 5 | Al Besselink | 70 | 69 | 73 | 69 | 281 | 900.00 |
| T6 | Mike Fetchick | 74 | 70 | 68 | 70 | 282 | 775.00 |
| T6 | Doug Ford | 68 | 71 | 67 | 76 | 282 | 775.00 |
| T8 | Gardner Dickinson | 70 | 69 | 73 | 72 | 284 | 600.00 |
| T8 | Lionel Hebert | 71 | 72 | 71 | 70 | 284 | 600.00 |
| T8 | Dick Mayer | 73 | 72 | 69 | 70 | 284 | 600.00 |
| T8 | Sam Snead | 72 | 68 | 73 | 71 | 284 | 600.00 |
| T8 | Trevor Wilkes | 71 | 68 | 72 | 73 | 284 | 600.00 |
| T13 | Avery Beck | 73 | 71 | 69 | 72 | 285 | 400.00 |
| T13 | Marty Furgol | 69 | 70 | 76 | 70 | 285 | 400.00 |
| T13 | Howie Johnson | 74 | 65 | 73 | 73 | 285 | 400.00 |
| T16 | Ed Oliver | 73 | 70 | 70 | 73 | 286 | 280.00 |
| T16 | Fred Wampler | 71 | 71 | 70 | 74 | 286 | 280.00 |
| T18 | Charles Farlow | 76 | 68 | 73 | 70 | 287 | 207.50 |
| T18 | Babe Lichardus | 75 | 72 | 69 | 71 | 287 | 207.50 |
| T18 | Frank Stranahan | 71 | 71 | 73 | 72 | 287 | 207.50 |
| T18 | Peter Thomson | 71 | 73 | 71 | 72 | 287 | 207.50 |
| T22 | George Bigham | 75 | 74 | 67 | 72 | 288 | 155.00 |
| T22 | Walker Inman | 75 | 70 | 69 | 74 | 288 | 155.00 |
| T22 | Bill Nary | 74 | 69 | 74 | 71 | 288 | 155.00 |
| T22 | Johnny Pott | 75 | 72 | 72 | 69 | 288 | 155.00 |
| T22 | Bob Toski | 71 | 72 | 72 | 73 | 288 | 155.00 |
| T22 | Art Wall | 75 | 70 | 72 | 71 | 288 | 155.00 |
| T28 | Aubrey Apple | 72 | 74 | 71 | 72 | 289 | 110.00 |
| T28 | Jim Ferree | 72 | 67 | 76 | 74 | 289 | 110.00 |
| T28 | Thorne Wood | 74 | 75 | 70 | 70 | 289 | 110.00 |
| T31 | Furman Hayes | 76 | 73 | 69 | 73 | 291 | |
| T31 | Orville White | 72 | 71 | 73 | 75 | 291 | |
| T33 | Jay Hebert | 72 | 75 | 73 | 72 | 292 | |
| T33 | Bill Stalls | 75 | 73 | 71 | 73 | 292 | |
| T33 | George Toms - a | 74 | 72 | 72 | 74 | 292 | |
| T33 | Jim Turnesa | 72 | 74 | 75 | 71 | 292 | |
| T37 | Don Fairfield | 71 | 73 | 76 | 74 | 294 | |
| T37 | Tom Nieporte | 75 | 73 | 75 | 71 | 294 | |
| T37 | Charles Prentice | 73 | 74 | 74 | 73 | 294 | |
| T37 | Dave Ragan | 75 | 72 | 72 | 75 | 294 | |
| T37 | Pat Schwab | 79 | 71 | 71 | 73 | 294 | |
| T37 | Al Smith | 73 | 74 | 72 | 75 | 294 | |
| T37 | Bill Trombley | 72 | 75 | 74 | 73 | 294 | |
| T37 | Bert Weaver | 75 | 72 | 77 | 70 | 294 | |
| T45 | Gene Coghill | 76 | 70 | 75 | 74 | 295 | |
| T45 | Bailey Glenn | 74 | 73 | 73 | 75 | 295 | |
| T45 | Willard Gourley, Jr. - a | 69 | 75 | 73 | 78 | 295 | |
| T45 | Paul Harney | 72 | 72 | 78 | 73 | 295 | |
| T45 | Bob Maxwell | 70 | 72 | 79 | 74 | 295 | |
| T45 | Paul O'Leary | 74 | 74 | 72 | 75 | 295 | |
| T45 | Ray Taylor - a | 74 | 75 | 74 | 72 | 295 | |
| 52 | Joe Cheves | 74 | 74 | 74 | 74 | 296 | |
| T53 | John Cleary | 73 | 73 | 76 | 75 | 297 | |
| T53 | Dave Thomas | 73 | 71 | 77 | 76 | 297 | |
| T53 | Sandy Young - a | 74 | 72 | 74 | 77 | 297 | |
| T56 | Bill Harvey - a | 79 | 73 | 73 | 73 | 298 | |
| T56 | Joe Zarhardt | 76 | 71 | 74 | 77 | 298 | |
| T58 | Larry Dempsey - a | 71 | 74 | 75 | 79 | 299 | |
| T58 | Don Whitt | 71 | 74 | 78 | 76 | 299 | |
| 60 | Paul Kelly - a | 75 | 75 | 73 | 78 | 301 | |
| T61 | Maurice Brackett | 74 | 72 | 77 | 79 | 302 | |
| T61 | Wayne Haley | 77 | 72 | 75 | 78 | 302 | |
| T63 | Bob Bierne - a | 73 | 72 | 78 | 80 | 303 | |
| T63 | Bill Bisdorf | 75 | 72 | 83 | 73 | 303 | |
| T65 | Chuck Alexander | 78 | 71 | 75 | 80 | 304 | |
| T65 | John Schoonmaker | 77 | 73 | 75 | 79 | 304 | |
| 67 | Ed Barnes - a | 77 | 75 | 82 | 73 | 307 | |
| 68 | Marvin Nischan | 74 | 73 | 81 | 80 | 308 | |
| 69 | Mel McAdams | 75 | 74 | 81 | 81 | 311 | |
| 70 | H. Blair - a | 75 | 77 | 82 | 82 | 316 | |
| WD | Arnold Palmer | 74 | 72 | 73 | | 219 | |

# 1958 Greater Greensboro Open

Starmount Forest Country Club

| POS | PLAYER | RND 1 | RND 2 | RND 3 | RND 4 | TOTAL | EARNINGS |
|---|---|---|---|---|---|---|---|
| 1 | Bob Goalby | 71 | 69 | 69 | 66 | 275 | 2,000.00 |
| T2 | Dow Finsterwald | 70 | 69 | 68 | 70 | 277 | 1,080.00 |
| T2 | Don January | 73 | 69 | 71 | 64 | 277 | 1,080.00 |
| T2 | Tony Lema | 69 | 69 | 70 | 69 | 277 | 1,080.00 |
| T2 | Sam Snead | 70 | 69 | 66 | 72 | 277 | 1,080.00 |
| T2 | Art Wall | 70 | 69 | 71 | 67 | 277 | 1,080.00 |
| T7 | Al Balding | 68 | 68 | 72 | 70 | 278 | 700.00 |
| T7 | Gary Player | 70 | 70 | 69 | 69 | 278 | 700.00 |
| T7 | Mike Souchak | 78 | 66 | 68 | 66 | 278 | 700.00 |
| T10 | Doug Ford | 70 | 71 | 70 | 68 | 279 | 550.00 |
| T10 | Billy Maxwell | 72 | 67 | 71 | 69 | 279 | 550.00 |
| T10 | Frank Phillips | | | | | | 550.00 |
| T13 | Jay Hebert | 74 | 68 | 69 | 70 | 281 | 400.00 |
| T13 | Howie Johnson | 72 | 68 | 69 | 72 | 281 | 400.00 |
| T13 | Jerry Magee | 68 | 72 | 70 | 71 | 281 | 400.00 |
| T16 | Tommy Bolt | 68 | 74 | 71 | 69 | 282 | 250.00 |
| T16 | Julius Boros | 71 | 71 | 70 | 70 | 282 | 250.00 |
| T16 | Billy Casper | 70 | 70 | 73 | 69 | 282 | 250.00 |
| T16 | Ken Venturi | 71 | 71 | 68 | 72 | 282 | 250.00 |
| T20 | Paul Harney | 73 | 69 | 73 | 68 | 283 | 195.00 |
| T20 | Dave Ragan | 70 | 71 | 67 | 75 | 283 | 195.00 |
| 22 | Jim Turnesa | 70 | 74 | 70 | 70 | 284 | 180.00 |
| 23 | Roberto De Vicenzo | 73 | 69 | 71 | 72 | 285 | 170.00 |
| T24 | Marty Furgol | 70 | 71 | 72 | 73 | 286 | 150.00 |
| T24 | Bob Keller | 69 | 74 | 72 | 71 | 286 | 150.00 |
| T24 | Johnny Pott | 68 | 73 | 70 | 75 | 286 | 150.00 |
| T27 | Jim Ferree | 73 | 68 | 75 | 71 | 287 | 76.67 |
| T27 | Stan Leonard | 71 | 72 | 73 | 71 | 287 | 76.67 |
| T27 | John McMullen | 69 | 72 | 75 | 71 | 287 | 76.67 |
| T27 | Bert Weaver | 72 | 74 | 70 | 71 | 287 | 76.67 |
| T27 | Mike Fetchick | 70 | 75 | 70 | 72 | 287 | 76.66 |
| T27 | Bob Fretland | 71 | 73 | 75 | 68 | 287 | 76.66 |
| T33 | Gene Bone | 68 | 71 | 78 | 71 | 288 | |
| T33 | Tom Nieporte | 71 | 75 | 71 | 71 | 288 | |
| T33 | Ed Oliver | 71 | 73 | 72 | 72 | 288 | |
| T33 | Bob Wylie | 70 | 76 | 70 | 72 | 288 | |
| 37 | Bob Toski | 71 | 70 | 72 | 76 | 289 | |
| T38 | Ron Nicol | 73 | 73 | 73 | 71 | 290 | |
| T38 | Ed Whalley | 71 | 71 | 73 | 75 | 290 | |
| T38 | Don Whitt | 67 | 77 | 71 | 75 | 290 | |
| T38 | Joe Zarhardt | 72 | 71 | 73 | 74 | 290 | |
| T42 | Don Fairfield | 71 | 73 | 74 | 73 | 291 | |
| T42 | J.C. Goosie | 73 | 74 | 72 | 72 | 291 | |
| T42 | Tommy Jacobs | 73 | 74 | 67 | 77 | 291 | |
| T42 | Bill Webb | 74 | 71 | 74 | 72 | 291 | |
| T46 | Bruce Crampton | 69 | 74 | 74 | 76 | 293 | |
| T46 | Jack Lumpkin | 74 | 72 | 74 | 73 | 293 | |
| T46 | Eddie Merrins | 75 | 74 | 74 | 70 | 293 | |
| T46 | Al Smith | 72 | 73 | 76 | 72 | 293 | |
| T50 | Larry Dempsey - a | 77 | 74 | 72 | 71 | 294 | |
| T50 | John Eisinger - a | 73 | 73 | 74 | 74 | 294 | |
| T50 | Ed Furgol | 73 | 66 | 78 | 77 | 294 | |
| T50 | Bill Nary | 71 | 72 | 73 | 78 | 294 | |
| T54 | Bill Harvey - a | 72 | 71 | 78 | 74 | 295 | |
| T54 | Jim Lamb | 74 | 73 | 73 | 75 | 295 | |
| T54 | John Ruedi | 75 | 72 | 74 | 74 | 295 | |
| T57 | Tom Case | 71 | 76 | 74 | 75 | 296 | |
| T57 | John Cleary | 74 | 74 | 70 | 78 | 296 | |
| T57 | John Hughes - a | 72 | 75 | 78 | 71 | 296 | |
| T57 | Don Smith - a | 74 | 70 | 79 | 73 | 296 | |
| T61 | Chuck Alexander | 69 | 75 | 77 | 76 | 297 | |
| T61 | Avery Beck | 72 | 75 | 74 | 76 | 297 | |
| T63 | Ray Bouty | 76 | 73 | 74 | 75 | 298 | |
| T63 | Wayne Haley | 73 | 76 | 73 | 76 | 298 | |
| 65 | Ben Goodes - a | 72 | 78 | 74 | 75 | 299 | |
| 66 | George Toms - a | 75 | 74 | 77 | 75 | 301 | |
| 67 | Ed Sweetman - a | 73 | 80 | 77 | 72 | 302 | |
| T68 | Bill Collins | 72 | 74 | 81 | 76 | 303 | |
| T68 | Purvis Ferree | 72 | 77 | 80 | 74 | 303 | |
| T68 | R. Jordan - a | 75 | 76 | 76 | 76 | 303 | |
| 71 | Pat Brady - a | 75 | 78 | 77 | 76 | 306 | |
| T72 | Bud Kivett - a | 77 | 76 | 79 | 80 | 312 | |
| T72 | Ed Steere - a | 79 | 74 | 80 | 79 | 312 | |

# 1959 Greater Greensboro Open

Starmount Forest Country Club

| POS | PLAYER | RND 1 | RND 2 | RND 3 | RND 4 | TOTAL | EARNINGS |
|---|---|---|---|---|---|---|---|
| 1 | Dow Finsterwald | 68 | 68 | 65 | 77 | 278 | 2,000.00 |
| 2 | Art Wall | 69 | 67 | 70 | 74 | 280 | 1,500.00 |
| T3 | Billy Casper | 73 | 68 | 68 | 72 | 281 | 1,100.00 |
| T3 | Sam Snead | 73 | 69 | 69 | 70 | 281 | 1,100.00 |
| T5 | Tom Nieporte | 70 | 70 | 70 | 73 | 283 | 816.67 |
| T5 | Peter Thomson | 71 | 70 | 68 | 74 | 283 | 816.67 |
| T5 | Billy Maxwell | 67 | 71 | 70 | 75 | 283 | 816.66 |
| T8 | Mike Fetchick | 66 | 67 | 72 | 79 | 284 | 650.00 |
| T8 | Doug Ford | 69 | 71 | 74 | 70 | 284 | 650.00 |
| T8 | Frank Stranahan | 71 | 70 | 69 | 74 | 284 | 650.00 |
| T11 | Bob Goetz | 72 | 69 | 71 | 73 | 285 | 525.00 |
| T11 | Dick Mayer | 71 | 72 | 67 | 75 | 285 | 525.00 |
| 13 | Stan Leonard | 68 | 68 | 71 | 79 | 286 | 450.00 |
| T14 | Jay Hebert | 70 | 73 | 66 | 78 | 287 | 327.50 |
| T14 | Tony Lema | | | | | | 327.50 |
| T14 | Dave Thomas | 69 | 70 | 71 | 77 | 287 | 327.50 |
| T14 | Ernie Vossler | 70 | 71 | 71 | 75 | 287 | 327.50 |
| T18 | Mac Main | 70 | 73 | 69 | 76 | 288 | 220.00 |
| T18 | Mike Souchak | 75 | 73 | 69 | 71 | 288 | 220.00 |
| T20 | Bob Goalby | 71 | 76 | 68 | 74 | 289 | 190.00 |
| T20 | Dick Knight | 73 | 66 | 73 | 77 | 289 | 190.00 |
| T20 | Davis Love, Jr. | 71 | 74 | 68 | 76 | 289 | 190.00 |
| T23 | George Bernardin | 69 | 73 | 73 | 75 | 290 | 150.00 |
| T23 | Joe Campbell | 68 | 73 | 69 | 80 | 290 | 150.00 |
| T23 | Charles Farlow | 69 | 77 | 69 | 75 | 290 | 150.00 |
| T23 | Lionel Hebert | 73 | 69 | 72 | 76 | 290 | 150.00 |
| T23 | Thorne Wood | 73 | 66 | 71 | 80 | 290 | 150.00 |
| T28 | Bill Blanton | 75 | 71 | 69 | 76 | 291 | 115.00 |
| T28 | Jim Turnesa | 72 | 68 | 70 | 81 | 291 | 115.00 |
| T30 | Mike Homa | 72 | 73 | 71 | 76 | 292 | 50.00 |
| T30 | Dick Tiddy | 74 | 70 | 70 | 78 | 292 | 50.00 |
| T30 | Larry Beck - a | 73 | 68 | 72 | 79 | 292 | |
| 33 | Tom Case | 74 | 73 | 73 | 73 | 293 | |
| T34 | Bruce Crampton | 75 | 69 | 73 | 77 | 294 | |
| T34 | Ed Furgol | 73 | 68 | 75 | 78 | 294 | |
| T36 | Gay Brewer | 76 | 71 | 72 | 76 | 295 | |
| T36 | MacK Briggs | 73 | 73 | 71 | 78 | 295 | |
| T36 | Wayne Haley | 73 | 74 | 71 | 77 | 295 | |
| T39 | Bob Hill | 72 | 71 | 69 | 84 | 296 | |
| T39 | Retief Waltman | 73 | 75 | 70 | 78 | 296 | |
| T41 | Avery Beck | 73 | 72 | 73 | 79 | 297 | |
| T41 | Furman Hayes | 71 | 73 | 75 | 78 | 297 | |
| T41 | Al Smith | 72 | 73 | 75 | 77 | 297 | |
| 44 | Jim Ferree | 73 | 71 | 77 | 77 | 298 | |
| 45 | Bill Harvey - a | 74 | 73 | 74 | 78 | 299 | |
| T46 | Hampton Auld | 76 | 73 | 75 | 76 | 300 | |
| T46 | Charles Jessup | 76 | 69 | 77 | 78 | 300 | |
| 48 | Eddie Draper | 72 | 73 | 72 | 84 | 301 | |
| T49 | Ben Goodes - a | 73 | 75 | 75 | 79 | 302 | |
| T49 | Ed Langert | 73 | 72 | 76 | 81 | 302 | |
| T49 | Charles Prentice | 75 | 74 | 75 | 78 | 302 | |
| T49 | Alex Sutton | 71 | 73 | 74 | 84 | 302 | |
| 53 | Don Smith - a | 75 | 75 | 73 | 80 | 303 | |
| T54 | Jerry Magee | 75 | 72 | 76 | 81 | 304 | |
| T54 | Eddie Merrins | 75 | 74 | 73 | 82 | 304 | |
| T54 | F. Miller | 73 | 74 | 75 | 82 | 304 | |
| T57 | Joe Cheves | 73 | 76 | 77 | 79 | 305 | |
| T57 | Ted Dorius | 71 | 77 | 74 | 83 | 305 | |
| 59 | John Eisinger - a | 76 | 75 | 77 | 78 | 306 | |
| 60 | Brad Anderson - a | 81 | 70 | 76 | 81 | 308 | |
| 61 | Ab Baker | 77 | 72 | 77 | 83 | 309 | |
| T62 | Ron Reif | 78 | 70 | 78 | 84 | 310 | |
| T62 | Ed Sweetman - a | 72 | 78 | 76 | 84 | 310 | |
| T64 | Dick Clark | 82 | 67 | 80 | 82 | 311 | |
| T64 | Bob Spence | 72 | 73 | 84 | 82 | 311 | |
| T64 | Ed Steere - a | 74 | 76 | 78 | 83 | 311 | |
| 67 | Al Goodrich | 72 | 72 | 80 | 88 | 312 | |
| 68 | R. Bare - a | 74 | 77 | 78 | 85 | 314 | |
| 69 | Bob Bryant - a | 75 | 76 | 79 | 92 | 322 | |
| WD | Julius Boros | 74 | 72 | 74 | | 220 | |
| WD | John Josephson - a | 70 | 78 | 75 | | 223 | |
| WD | Bill Collins | 74 | 71 | | | 145 | |
| WD | Gary Player | 77 | 72 | | | 149 | |

# 1960 Greater Greensboro Open

Starmount Forest Country Club

| POS | PLAYER | RND 1 | RND 2 | RND 3 | RND 4 | TOTAL | EARNINGS |
|---|---|---|---|---|---|---|---|
| 1 | Sam Snead | 68 | 66 | 67 | 69 | 270 | 2,800.00 |
| 2 | Dow Finsterwald | 67 | 67 | 70 | 68 | 272 | 1,900.00 |
| 3 | Don Whitt | 71 | 71 | 69 | 66 | 277 | 1,400.00 |
| 4 | Len Woodward | 67 | 70 | 70 | 71 | 278 | 1,200.00 |
| 5 | Gary Player | 70 | 68 | 72 | 69 | 279 | 1,100.00 |
| T6 | Billy Maxwell | 72 | 69 | 71 | 68 | 280 | 950.00 |
| T6 | Mike Souchak | 73 | 70 | 68 | 69 | 280 | 950.00 |
| 8 | Mason Rudolph | 71 | 70 | 70 | 70 | 281 | 850.00 |
| T9 | Bruce Crampton | 74 | 68 | 73 | 67 | 282 | 775.00 |
| T9 | Doug Sanders | 71 | 71 | 70 | 70 | 282 | 775.00 |
| 11 | Kel Nagle | 74 | 65 | 73 | 71 | 283 | 710.00 |
| T12 | Bob Goalby | 69 | 66 | 75 | 74 | 284 | 650.00 |
| T12 | Dave Hill | 71 | 75 | 65 | 73 | 284 | 650.00 |
| T14 | Gay Brewer | 71 | 70 | 69 | 76 | 286 | 510.00 |
| T14 | Paul Farmer | 71 | 69 | 75 | 71 | 286 | 510.00 |
| T14 | Harold Henning | 75 | 70 | 74 | 67 | 286 | 510.00 |
| T14 | Gordon Jones | 73 | 71 | 70 | 72 | 286 | 510.00 |
| T14 | Johnny Pott | 70 | 72 | 73 | 71 | 286 | 510.00 |
| 19 | Tom Nieporte | 70 | 75 | 74 | 68 | 287 | 390.00 |
| T20 | Al Besselink | 70 | 73 | 72 | 73 | 288 | 290.00 |
| T20 | Julius Boros | 70 | 72 | 73 | 73 | 288 | 290.00 |
| T20 | Denis Hutchinson | 74 | 72 | 69 | 73 | 288 | 290.00 |
| T20 | Stan Leonard | 75 | 66 | 74 | 73 | 288 | 290.00 |
| T20 | Thorne Wood | 66 | 72 | 76 | 74 | 288 | 290.00 |
| T25 | Ed Langert | 71 | 73 | 71 | 74 | 289 | 190.00 |
| T25 | Mac Main | 73 | 72 | 69 | 75 | 289 | 190.00 |
| T27 | J.C. Goosie | 72 | 72 | 72 | 74 | 290 | 140.00 |
| T27 | Jerry Pittman | 73 | 72 | 71 | 74 | 290 | 140.00 |
| T27 | John Ruedi | 71 | 73 | 73 | 73 | 290 | 140.00 |
| T30 | Ed Myerson | 74 | 75 | 70 | 72 | 291 | 33.34 |
| T30 | Charles Prentice | 72 | 71 | 75 | 73 | 291 | 33.33 |
| T30 | Al Smith | 77 | 69 | 69 | 76 | 291 | 33.33 |
| T33 | Joe Bullins | 75 | 71 | 70 | 76 | 292 | |
| T33 | Tom Case | 75 | 74 | 70 | 73 | 292 | |
| T33 | Jack Ellis | 72 | 76 | 72 | 72 | 292 | |
| T33 | Jim Ferree | 74 | 71 | 77 | 70 | 292 | |
| T33 | Bob Verwey | 75 | 73 | 72 | 72 | 292 | |
| T38 | Brad Anderson - a | 73 | 69 | 75 | 76 | 293 | |
| T38 | Al Balding | 71 | 70 | 79 | 73 | 293 | |
| T38 | Miller Barber | 74 | 70 | 76 | 73 | 293 | |
| T41 | Bob Adamson | 73 | 73 | 72 | 76 | 294 | |
| T41 | Larry Mowry | 74 | 75 | 71 | 74 | 294 | |
| T41 | Lee Raymond | 74 | 73 | 74 | 73 | 294 | |
| T44 | Furman Hayes | 74 | 75 | 72 | 74 | 295 | |
| T44 | Joe Maples | 77 | 72 | 70 | 76 | 295 | |
| T44 | Dick Stranahan | 74 | 70 | 80 | 71 | 295 | |
| T47 | Al Atkins | 75 | 74 | 73 | 74 | 296 | |
| T47 | Hampton Auld | 73 | 73 | 73 | 77 | 296 | |
| T47 | Bart Haltom | 74 | 75 | 75 | 72 | 296 | |
| T50 | Chuck Alexander | 75 | 74 | 74 | 74 | 297 | |
| T50 | Joe Cheves | 74 | 74 | 72 | 77 | 297 | |
| T50 | Aaron Rice - a | 76 | 69 | 73 | 79 | 297 | |
| T53 | Ken Campbell | 72 | 73 | 73 | 80 | 298 | |
| T53 | Al Goodrich | 74 | 75 | 74 | 75 | 298 | |
| T53 | Bill Harvey - a | 77 | 74 | 72 | 75 | 298 | |
| T53 | Mike Homa | 73 | 75 | 73 | 77 | 298 | |
| T53 | Tony Lema | 71 | 77 | 76 | 74 | 298 | |
| T53 | Don Smith - a | 73 | 71 | 74 | 80 | 298 | |
| T59 | Bob Bryant - a | 75 | 71 | 69 | 84 | 299 | |
| T59 | Matt Moore | 73 | 75 | 73 | 78 | 299 | |
| T59 | Hugh Royer | 74 | 75 | 76 | 74 | 299 | |
| T59 | Ron Thomas - a | 78 | 74 | 71 | 76 | 299 | |
| T63 | John Brodie | 73 | 75 | 72 | 80 | 300 | |
| T63 | Don Cherry - a | 74 | 74 | 76 | 76 | 300 | |
| T63 | Charles Leider | 74 | 74 | 73 | 79 | 300 | |
| T66 | Bill Blanton | 74 | 74 | 74 | 79 | 301 | |
| T66 | Paul Kelly | 73 | 72 | 78 | 78 | 301 | |
| T66 | Dick Knight | 80 | 66 | 78 | 77 | 301 | |
| 69 | Tony Longo | 76 | 73 | 76 | 80 | 305 | |
| 70 | Ralph Campiano - a | 77 | 76 | 77 | 76 | 306 | |
| 71 | Bob Holt - a | 76 | 78 | 82 | 76 | 312 | |
| WD | Clyde Mangum - a | 74 | 74 | | | 148 | |
| DQ | Ben Goodes - a | 79 | 75 | | | 154 | |

# 1961 Greater Greensboro Open

Sedgefield Country Club

| POS | PLAYER | RND 1 | RND 2 | RND 3 | RND 4 | TOTAL | EARNINGS |
|---|---|---|---|---|---|---|---|
| 1 | Mike Souchak | 70 | 68 | 69 | 69 | 276 | 3,200.00 |
| 2 | Sam Snead | 71 | 72 | 69 | 71 | 283 | 2,100.00 |
| 3 | Billy Maxwell | 69 | 69 | 71 | 75 | 284 | 1,650.00 |
| T4 | Stan Leonard | 74 | 69 | 69 | 73 | 285 | 1,300.00 |
| T4 | Charles Sifford | 68 | 72 | 70 | 75 | 285 | 1,300.00 |
| 6 | Al Johnston | 73 | 71 | 72 | 70 | 286 | 1,100.00 |
| T7 | Tommy Jacobs | 73 | 71 | 72 | 71 | 287 | 975.00 |
| T7 | Peter Thomson | 74 | 71 | 70 | 72 | 287 | 975.00 |
| 9 | Len Woodward | 77 | 72 | 69 | 70 | 288 | 900.00 |
| T10 | Gene Littler | 71 | 71 | 74 | 73 | 289 | 800.00 |
| T10 | Doug Sanders | 74 | 70 | 69 | 76 | 289 | 800.00 |
| T10 | Bert Weaver | 73 | 71 | 73 | 72 | 289 | 800.00 |
| T13 | Jim Ferree | 74 | 70 | 73 | 73 | 290 | 650.00 |
| T13 | Bob Shave, Jr. | 71 | 74 | 70 | 75 | 290 | 650.00 |
| T13 | Bud Sullivan | 71 | 72 | 70 | 77 | 290 | 650.00 |
| T16 | Al Atkins | 75 | 73 | 71 | 72 | 291 | 480.00 |
| T16 | Gordon Jones | 76 | 71 | 71 | 73 | 291 | 480.00 |
| T16 | Kel Nagle | 72 | 71 | 72 | 76 | 291 | 480.00 |
| T16 | Dan Sikes | 74 | 68 | 72 | 77 | 291 | 480.00 |
| T16 | Jerry Steelsmith | 73 | 69 | 74 | 75 | 291 | 480.00 |
| T21 | MacK Briggs | 72 | 73 | 73 | 75 | 293 | 345.00 |
| T21 | Bobby Nichols | 73 | 74 | 72 | 74 | 293 | 345.00 |
| T23 | Don Massengale | 71 | 70 | 75 | 78 | 294 | 285.00 |
| T23 | Bob Verwey | 76 | 73 | 75 | 70 | 294 | 285.00 |
| T23 | Bill Harvey - a | 70 | 75 | 74 | 75 | 294 | |
| T26 | Furman Hayes | 72 | 72 | 76 | 75 | 295 | 225.00 |
| T26 | Gerald Sota | 75 | 70 | 74 | 76 | 295 | 225.00 |
| T28 | Paul Kelly | 73 | 76 | 71 | 76 | 296 | 146.67 |
| T28 | Tony Lema | 74 | 77 | 75 | 70 | 296 | 146.67 |
| T28 | Bob Benning | 78 | 69 | 74 | 75 | 296 | 146.66 |
| T31 | Avery Beck | 71 | 77 | 76 | 73 | 297 | 25.00 |
| T31 | Jerry Magee | 75 | 72 | 74 | 76 | 297 | 25.00 |
| T31 | Ron Reif | 74 | 73 | 75 | 75 | 297 | 25.00 |
| T31 | Al Smith | 75 | 74 | 73 | 75 | 297 | 25.00 |
| T35 | Bill Hoover | 77 | 70 | 77 | 74 | 298 | |
| T35 | Harold Kneece | 79 | 70 | 68 | 81 | 298 | |
| T35 | Chico Miartuz | 78 | 71 | 73 | 76 | 298 | |
| T35 | Ron Thomas | 77 | 71 | 77 | 73 | 298 | |
| T39 | Jimmy Clark | 75 | 75 | 74 | 75 | 299 | |
| T39 | Dale Morey - a | 77 | 73 | 76 | 73 | 299 | |
| T41 | Frank Phillips | 74 | 76 | 74 | 76 | 300 | |
| T41 | Thorne Wood | 75 | 78 | 74 | 73 | 300 | |
| T43 | Tom Case | 79 | 71 | 74 | 77 | 301 | |
| T43 | Lawrence Cook | 74 | 74 | 78 | 75 | 301 | |
| T43 | Mac Main | 78 | 71 | 73 | 79 | 301 | |
| T46 | Moon Mullins | 80 | 73 | 74 | 75 | 302 | |
| T46 | John Ruedi | 79 | 73 | 73 | 77 | 302 | |
| T48 | Bob McCallister | 79 | 74 | 71 | 79 | 303 | |
| T48 | Tom Nieporte | 80 | 71 | 75 | 77 | 303 | |
| T48 | Charles Smith - a | 73 | 74 | 77 | 79 | 303 | |
| T51 | Bailey Glenn | 76 | 75 | 77 | 76 | 304 | |
| T51 | Al Goodrich | 77 | 74 | 74 | 79 | 304 | |
| T53 | Bruce Crampton | 75 | 75 | 77 | 78 | 305 | |
| T53 | Charles Farlow | 77 | 74 | 77 | 77 | 305 | |
| T53 | Dean Refram | 75 | 78 | 74 | 78 | 305 | |
| 56 | Odell Massey | 78 | 73 | 78 | 77 | 306 | |
| T57 | Gene Hamm | 75 | 74 | 76 | 82 | 307 | |
| T57 | Lee Raymond | 81 | 71 | 79 | 76 | 307 | |
| 59 | John Hughes - a | 81 | 72 | 77 | 80 | 310 | |
| 60 | John Frillman | 74 | 79 | 74 | 84 | 311 | |
| 61 | Clint Toms - a | 77 | 75 | 74 | 86 | 312 | |
| 62 | Bob Spence | 75 | 78 | 78 | 82 | 313 | |
| 63 | Charles Jessup | 81 | 72 | 82 | 82 | 317 | |
| 64 | Al Johns - a | 79 | 86 | 82 | 83 | 330 | |
| 65 | Karlow Farrell - a | 88 | 81 | 81 | 84 | 334 | |
| 66 | John Norman - a | 91 | 85 | 83 | 85 | 344 | |
| DQ | Jon Gustin | 75 | 73 | 69 | | 217 | |
| WD | Julius Boros | 78 | 72 | 71 | | 221 | |
| DQ | Jerry Priddy | 76 | 76 | 73 | | 225 | |
| WD | Roy Shreves | 77 | 75 | 80 | | 232 | |
| WD | Ed Sweetman - a | 84 | 78 | 75 | | 237 | |
| WD | Frank Garrett - a | 82 | 81 | 77 | | 240 | |

# 1962 Greater Greensboro Open

Sedgefield Country Club

| POS | PLAYER | RND 1 | RND 2 | RND 3 | RND 4 | TOTAL | EARNINGS |
|---|---|---|---|---|---|---|---|
| 1 | Billy Casper | 69 | 70 | 68 | 68 | 275 | 5,300.00 |
| 2 | Mike Souchak | 68 | 69 | 70 | 69 | 276 | 3,400.00 |
| 3 | Sam Snead | 70 | 72 | 67 | 69 | 278 | 2,200.00 |
| 4 | Billy Maxwell | 70 | 67 | 73 | 72 | 282 | 1,900.00 |
| T5 | Arnold Palmer | 71 | 76 | 68 | 69 | 284 | 1,600.00 |
| T5 | Mason Rudolph | 69 | 70 | 72 | 73 | 284 | 1,600.00 |
| T7 | Jim Ferrier | 69 | 71 | 72 | 74 | 286 | 1,300.00 |
| T7 | Dave Marr | 70 | 70 | 75 | 71 | 286 | 1,300.00 |
| T7 | Jack Nicklaus | 70 | 72 | 74 | 70 | 286 | 1,300.00 |
| T10 | George Bayer | 69 | 73 | 71 | 74 | 287 | 1,016.67 |
| T10 | Julius Boros | 67 | 76 | 69 | 75 | 287 | 1,016.67 |
| T10 | Jerry Steelsmith | 70 | 69 | 70 | 78 | 287 | 1,016.66 |
| T13 | Bob Bruno | 69 | 74 | 72 | 73 | 288 | 806.00 |
| T13 | Bruce Crampton | 72 | 68 | 72 | 76 | 288 | 806.00 |
| T13 | Billy Dunk | 70 | 73 | 71 | 74 | 288 | 806.00 |
| T13 | Don Fairfield | 69 | 74 | 70 | 75 | 288 | 806.00 |
| T13 | Kel Nagle | 70 | 74 | 72 | 72 | 288 | 806.00 |
| T18 | Phil Rodgers | 73 | 73 | 69 | 74 | 289 | 640.00 |
| T18 | Art Wall | 72 | 72 | 71 | 74 | 289 | 640.00 |
| T18 | Bert Weaver | 70 | 71 | 74 | 74 | 289 | 640.00 |
| T21 | Rex Baxter | 68 | 72 | 77 | 73 | 290 | 540.00 |
| T21 | Frank Boynton | 70 | 73 | 70 | 77 | 290 | 540.00 |
| T21 | Joe Campbell | 74 | 74 | 72 | 70 | 290 | 540.00 |
| T24 | Dow Finsterwald | 65 | 75 | 76 | 75 | 291 | 450.00 |
| T24 | Bob Goalby | 73 | 75 | 71 | 72 | 291 | 450.00 |
| T24 | Bob Harrison | 71 | 72 | 74 | 74 | 291 | 450.00 |
| T27 | Tommy Aaron | 73 | 74 | 69 | 76 | 292 | 315.00 |
| T27 | Al Atkins | 72 | 73 | 75 | 72 | 292 | 315.00 |
| T27 | Jim Campbell | 73 | 71 | 77 | 71 | 292 | 315.00 |
| T27 | Bob Charles | 70 | 74 | 71 | 77 | 292 | 315.00 |
| T27 | Al Geiberger | 68 | 81 | 74 | 69 | 292 | 315.00 |
| T27 | Doug Sanders | 72 | 74 | 72 | 74 | 292 | 315.00 |
| T33 | Harold Henning | 71 | 70 | 76 | 76 | 293 | 210.00 |
| T33 | Jack Rule | 72 | 72 | 73 | 76 | 293 | 210.00 |
| T35 | Jim Ferree | 68 | 77 | 73 | 76 | 294 | 150.00 |
| T35 | Jon Gustin | 73 | 76 | 71 | 74 | 294 | 150.00 |
| T35 | Wayne Haley | 73 | 74 | 73 | 74 | 294 | 150.00 |
| T35 | Frank Phillips | 73 | 75 | 73 | 73 | 294 | 150.00 |
| 39 | Paul Bondeson | 74 | 76 | 71 | 74 | 295 | 110.00 |
| T40 | Howie Johnson | 73 | 79 | 71 | 73 | 296 | 55.00 |
| T40 | Dan Sikes | 75 | 72 | 71 | 78 | 296 | 55.00 |
| T42 | Bruce Devlin | 74 | 74 | 71 | 78 | 297 | |
| T42 | Bobby Nichols | 74 | 75 | 71 | 77 | 297 | |
| T42 | Dean Refram | 74 | 74 | 74 | 75 | 297 | |
| T42 | Charles Sifford | 69 | 76 | 77 | 75 | 297 | |
| T46 | Bob Goetz | 70 | 75 | 74 | 79 | 298 | |
| T46 | Harold Kneece | 72 | 73 | 72 | 81 | 298 | |
| T46 | Mike Krak | 74 | 75 | 74 | 75 | 298 | |
| T46 | Tom McFadden | 72 | 79 | 73 | 74 | 298 | |
| T46 | Jimmy Powell | 70 | 78 | 71 | 79 | 298 | |
| T46 | George Toms - a | 75 | 76 | 70 | 77 | 298 | |
| T52 | Charles Farlow | 73 | 76 | 75 | 75 | 299 | |
| T52 | Al Goodrich | 74 | 76 | 73 | 76 | 299 | |
| T52 | Bob McCallister | 72 | 75 | 74 | 78 | 299 | |
| T52 | Bob Shave, Jr. | 76 | 73 | 74 | 76 | 299 | |
| T52 | Brian Wilkes | 72 | 76 | 72 | 79 | 299 | |
| T57 | Billy Farrell | 73 | 76 | 74 | 77 | 300 | |
| T57 | Bill Harvey - a | 72 | 75 | 76 | 77 | 300 | |
| T57 | Lionel Hebert | 73 | 77 | 74 | 76 | 300 | |
| T57 | Robert Loy - a | 71 | 74 | 75 | 80 | 300 | |
| T57 | Ron Thomas | 71 | 75 | 76 | 78 | 300 | |
| T57 | Ron Weber | 73 | 75 | 75 | 77 | 300 | |
| T63 | Wade Briggs - a | 71 | 77 | 75 | 78 | 301 | |
| T63 | Randy Glover | 74 | 77 | 73 | 77 | 301 | |
| T63 | Pete Mazur | 72 | 74 | 78 | 77 | 301 | |
| T63 | Bob Ross | 74 | 71 | 78 | 78 | 301 | |
| 67 | Al Johnston | 68 | 80 | 75 | 80 | 303 | |
| DQ | Dick Dunlap | 74 | 77 | 72 | | 223 | |

# 1963 Greater Greensboro Open

Sedgefield Country Club

| POS | PLAYER | RND 1 | RND 2 | RND 3 | RND 4 | TOTAL | EARNINGS |
|---|---|---|---|---|---|---|---|
| 1 | Doug Sanders | 68 | 65 | 68 | 69 | 270 | 5,500.00 |
| 2 | Jimmy Clark | 68 | 70 | 68 | 68 | 274 | 3,500.00 |
| 3 | Kel Nagle | 69 | 68 | 69 | 69 | 275 | 2,400.00 |
| T4 | Bob Charles | 68 | 71 | 71 | 67 | 277 | 1,766.67 |
| T4 | Art Wall | 70 | 71 | 68 | 68 | 277 | 1,766.67 |
| T4 | Harold Kneece | 69 | 70 | 70 | 68 | 277 | 1,766.66 |
| T7 | Jack McGowan | 72 | 70 | 68 | 68 | 278 | 1,400.00 |
| T7 | Gary Player | 66 | 74 | 69 | 69 | 278 | 1,400.00 |
| T7 | Sam Snead | 69 | 69 | 69 | 71 | 278 | 1,400.00 |
| T10 | Tommy Aaron | 68 | 69 | 75 | 67 | 279 | 1,100.00 |
| T10 | Bob Goetz | 71 | 68 | 70 | 70 | 279 | 1,100.00 |
| T10 | Dave Marr | 69 | 67 | 72 | 71 | 279 | 1,100.00 |
| T13 | Lionel Hebert | 67 | 72 | 69 | 72 | 280 | 875.00 |
| T13 | Stan Leonard | 68 | 71 | 68 | 73 | 280 | 875.00 |
| T13 | Dick Mayer | 69 | 68 | 72 | 71 | 280 | 875.00 |
| T13 | Phil Rodgers | 71 | 69 | 70 | 70 | 280 | 875.00 |
| 17 | Jerry Steelsmith | 69 | 71 | 71 | 70 | 281 | 760.00 |
| T18 | Julius Boros | 70 | 71 | 70 | 71 | 282 | 700.00 |
| T18 | Doug Ford | 71 | 71 | 72 | 68 | 282 | 700.00 |
| T20 | Billy Casper | 70 | 72 | 71 | 70 | 283 | 620.00 |
| T20 | Charles Sifford | 73 | 69 | 70 | 71 | 283 | 620.00 |
| T22 | Miller Barber | 71 | 68 | 75 | 70 | 284 | 545.00 |
| T22 | Dow Finsterwald | 76 | 69 | 69 | 70 | 284 | 545.00 |
| T24 | Bruce Crampton | 73 | 72 | 71 | 69 | 285 | 455.00 |
| T24 | Jim Ferrier | 74 | 70 | 74 | 67 | 285 | 455.00 |
| T24 | Chi Chi Rodriguez | 73 | 71 | 71 | 70 | 285 | 455.00 |
| T24 | Mike Souchak | 69 | 70 | 71 | 75 | 285 | 455.00 |
| T28 | Don Fairfield | 70 | 67 | 76 | 73 | 286 | 365.00 |
| T28 | Tony Lema | 73 | 69 | 71 | 73 | 286 | 365.00 |
| T30 | Butch Baird | 71 | 73 | 74 | 69 | 287 | 275.00 |
| T30 | Claude King | 75 | 68 | 72 | 72 | 287 | 275.00 |
| T30 | Moon Mullins | 75 | 66 | 71 | 75 | 287 | 275.00 |
| T30 | Len Woodward | 70 | 73 | 70 | 74 | 287 | 275.00 |
| T34 | Jay Hebert | 68 | 71 | 73 | 76 | 288 | 200.00 |
| T34 | Billy Maxwell | 74 | 68 | 73 | 73 | 288 | 200.00 |
| T36 | Roger Ginsberg | 71 | 71 | 75 | 72 | 289 | 143.34 |
| T36 | Ron Letellier | 71 | 72 | 77 | 69 | 289 | 143.34 |
| T36 | Ted Ball | 73 | 68 | 72 | 76 | 289 | 143.33 |
| T36 | Bob Harrison | 71 | 73 | 72 | 73 | 289 | 143.33 |
| T36 | Charles Huckabs | 71 | 74 | 72 | 72 | 289 | 143.33 |
| T36 | Davis Love, Jr. | 69 | 71 | 73 | 76 | 289 | 143.33 |
| T42 | Tom Case | 72 | 74 | 75 | 69 | 290 | 100.00 |
| T42 | Jim Ferree | 79 | 67 | 71 | 73 | 290 | 100.00 |
| T42 | Allan Henning | 72 | 74 | 73 | 71 | 290 | 100.00 |
| T42 | Al Kelley | 72 | 71 | 72 | 75 | 290 | 100.00 |
| 46 | Bob Goalby | 70 | 74 | 74 | 73 | 291 | |
| 47 | Robert Loy - a | 73 | 72 | 76 | 71 | 292 | |
| T48 | George Bayer | 73 | 72 | 72 | 76 | 293 | |
| T48 | Hal McCommas | 71 | 72 | 73 | 77 | 293 | |
| T48 | Jerry Pittman | 74 | 71 | 73 | 75 | 293 | |
| T51 | Brad Anderson | 70 | 72 | 76 | 76 | 294 | |
| T51 | Gene Briggs | 80 | 65 | 71 | 78 | 294 | |
| T51 | Pete Brown | 72 | 71 | 75 | 76 | 294 | |
| T54 | Rod Funseth | 72 | 71 | 76 | 76 | 295 | |
| T54 | Sonny Ridenhour | 74 | 71 | 73 | 77 | 295 | |
| T54 | Joe Zarhardt | 74 | 67 | 78 | 76 | 295 | |
| T57 | Howard Brown | 76 | 70 | 74 | 76 | 296 | |
| T57 | Mac Main | 74 | 72 | 75 | 75 | 296 | |
| T57 | Vincent Sullivan | 73 | 73 | 73 | 77 | 296 | |
| T60 | Dick Howell | 74 | 72 | 73 | 78 | 297 | |
| T60 | Jimmy Powell | 71 | 74 | 75 | 77 | 297 | |
| T60 | Jim Stephens - a | 74 | 73 | 76 | 74 | 297 | |
| T60 | Thorne Wood | 72 | 72 | 78 | 75 | 297 | |
| T64 | Hampton Auld | 69 | 76 | 79 | 75 | 299 | |
| T64 | Gary Floan | 73 | 73 | 77 | 76 | 299 | |
| T66 | Bob Bryant - a | 80 | 71 | 72 | 79 | 302 | |
| T66 | Archie Clark - a | 75 | 76 | 71 | 80 | 302 | |
| 68 | Allen Kaminsky | 74 | 71 | 75 | 85 | 305 | |
| WD | Joe Campbell | 70 | 73 | 79 | | 222 | |
| WD | Billy Farrell | 70 | 76 | 76 | 76 | 298 | |

# 1964 Greater Greensboro Open

Sedgefield Country Club

| POS | PLAYER | RND 1 | RND 2 | RND 3 | RND 4 | TOTAL | EARNINGS |
|---|---|---|---|---|---|---|---|
| 1 | Julius Boros | 68 | 70 | 73 | 66 | 277 | 6,600.00 |
| 2 | Doug Sanders | 73 | 70 | 66 | 68 | 277 | 3,800.00 |
| 3 | Sam Snead | 64 | 71 | 74 | 69 | 278 | 3,000.00 |
| 4 | Jack Nicklaus | 70 | 69 | 67 | 73 | 279 | 2,550.00 |
| 5 | Al Geiberger | 71 | 69 | 70 | 70 | 280 | 2,250.00 |
| 6 | Ramon Sota | 72 | 70 | 73 | 67 | 282 | 2,000.00 |
| 7 | Mason Rudolph | 72 | 71 | 69 | 71 | 283 | 1,800.00 |
| T8 | Billy Dunk | 67 | 71 | 71 | 75 | 284 | 1,500.00 |
| T8 | Tommy Jacobs | 73 | 70 | 69 | 72 | 284 | 1,500.00 |
| T8 | Gordon Jones | 70 | 72 | 71 | 71 | 284 | 1,500.00 |
| T11 | Bobby Nichols | 72 | 75 | 68 | 70 | 285 | 1,250.00 |
| T11 | Mike Souchak | 75 | 71 | 71 | 68 | 285 | 1,250.00 |
| T13 | Gay Brewer | 76 | 71 | 71 | 68 | 286 | 845.00 |
| T13 | Peter Butler | 71 | 71 | 71 | 73 | 286 | 845.00 |
| T13 | Bruce Crampton | 73 | 70 | 71 | 72 | 286 | 845.00 |
| T13 | Bob Gajda | 71 | 71 | 73 | 71 | 286 | 845.00 |
| T13 | Al Johnston | 69 | 71 | 69 | 77 | 286 | 845.00 |
| T13 | Gene Littler | 69 | 73 | 74 | 70 | 286 | 845.00 |
| T13 | Dave Marr | 72 | 69 | 75 | 70 | 286 | 845.00 |
| T13 | Arnold Palmer | 70 | 75 | 70 | 71 | 286 | 845.00 |
| T13 | Chuck Rotar | 72 | 70 | 73 | 71 | 286 | 845.00 |
| T13 | Charles Sifford | 72 | 71 | 71 | 72 | 286 | 845.00 |
| T23 | Jim Ferree | 73 | 73 | 72 | 69 | 287 | 637.50 |
| T23 | Bob Shave, Jr. | 71 | 69 | 74 | 73 | 287 | 637.50 |
| T25 | Bob Charles | 69 | 75 | 69 | 75 | 288 | 540.00 |
| T25 | Rod Funseth | 69 | 74 | 72 | 73 | 288 | 540.00 |
| T25 | Dave Hill | 74 | 70 | 70 | 74 | 288 | 540.00 |
| T25 | Billy Maxwell | 69 | 73 | 75 | 71 | 288 | 540.00 |
| T25 | Dick Turner | 74 | 69 | 71 | 74 | 288 | 540.00 |
| T30 | Avery Beck | 74 | 72 | 70 | 73 | 289 | 412.50 |
| T30 | Billy Casper | 72 | 70 | 75 | 72 | 289 | 412.50 |
| T30 | Doug Ford | 71 | 76 | 72 | 70 | 289 | 412.50 |
| T30 | Larry Mowry | 71 | 69 | 73 | 76 | 289 | 412.50 |
| T34 | Bob Goalby | 75 | 71 | 71 | 73 | 290 | 300.00 |
| T34 | Charles Huckabs | 73 | 72 | 72 | 73 | 290 | 300.00 |
| T34 | Bill Martindale | 73 | 70 | 70 | 77 | 290 | 300.00 |
| T34 | Jack McGowan | 74 | 73 | 73 | 70 | 290 | 300.00 |
| T34 | Bert Yancey | 73 | 73 | 72 | 72 | 290 | 300.00 |
| T39 | Brad Anderson | 71 | 76 | 74 | 71 | 292 | 60.72 |
| T39 | Pete Brown | 76 | 70 | 75 | 71 | 292 | 60.72 |
| T39 | Bob McCallister | 74 | 69 | 76 | 73 | 292 | 60.72 |
| T39 | George Bayer | 67 | 75 | 75 | 75 | 292 | 60.71 |
| T39 | Larry Beck | 76 | 70 | 73 | 73 | 292 | 60.71 |
| T39 | Don Fairfield | 73 | 69 | 75 | 75 | 292 | 60.71 |
| T39 | Bill Ogden | 71 | 76 | 71 | 74 | 292 | 60.71 |
| T39 | Bill Harvey - a | 72 | 73 | 74 | 73 | 292 | |
| T47 | Jimmy Clark | 73 | 74 | 73 | 73 | 293 | |
| T47 | Wilf Homenuik | 70 | 77 | 69 | 77 | 293 | |
| T47 | Kel Nagle | 75 | 71 | 73 | 74 | 293 | |
| T47 | Ken Still | 72 | 73 | 72 | 76 | 293 | |
| T51 | Tommy Aaron | 70 | 73 | 75 | 76 | 294 | |
| T51 | Al Besselink | 71 | 73 | 78 | 72 | 294 | |
| T51 | Joe Cardenas | 76 | 70 | 76 | 72 | 294 | |
| T51 | Tommy Morrow | 72 | 73 | 73 | 76 | 294 | |
| T51 | Ed Rubis | 73 | 70 | 78 | 73 | 294 | |
| T56 | Tom Case | 72 | 74 | 73 | 76 | 295 | |
| T56 | Sonny Ridenhour | 69 | 76 | 74 | 76 | 295 | |
| T58 | Joe Campbell | 71 | 72 | 73 | 80 | 296 | |
| T58 | Norman Flynn | 75 | 71 | 74 | 76 | 296 | |
| T60 | Sam Harvey | 75 | 71 | 75 | 76 | 297 | |
| T60 | Dale Morey - a | 76 | 75 | 74 | 72 | 297 | |
| T60 | Dean Refram | 70 | 76 | 72 | 79 | 297 | |
| 63 | Al Kelley | 71 | 72 | 76 | 79 | 298 | |
| 64 | Mike Fetchick | 76 | 71 | 75 | 77 | 299 | |
| 65 | Bob Bryant - a | 74 | 73 | 78 | 75 | 300 | |
| 66 | Robert Loy - a | 81 | 71 | 78 | 76 | 306 | |
| 67 | Jere Ayers - a | 74 | 79 | 83 | 71 | 307 | |
| 68 | Lester Kelly - a | 75 | 75 | 77 | 81 | 308 | |
| 69 | Bill Hall - a | 78 | 86 | 80 | 76 | 320 | |
| 70 | George Crews, Jr. - a | 81 | 75 | 83 | 82 | 321 | |
| 71 | A. Griffith - a | 81 | 79 | 81 | 89 | 330 | |
| WD | John Hughes - a | 76 | 82 | 76 | | 234 | |

# 1965 Greater Greensboro Open

Sedgefield Country Club

| POS | PLAYER | RND 1 | RND 2 | RND 3 | RND 4 | TOTAL | EARNINGS |
|---|---|---|---|---|---|---|---|
| 1 | Sam Snead | 68 | 69 | 68 | 68 | 273 | 11,000.00 |
| T2 | Jack McGowan | 71 | 71 | 69 | 67 | 278 | 4,733.34 |
| T2 | Billy Casper | 70 | 67 | 72 | 69 | 278 | 4,733.33 |
| T2 | Phil Rodgers | 69 | 71 | 69 | 69 | 278 | 4,733.33 |
| 5 | Labron Harris | 70 | 70 | 67 | 72 | 279 | 3,200.00 |
| 6 | Tony Lema | 71 | 74 | 68 | 67 | 280 | 2,900.00 |
| T7 | Miller Barber | 71 | 71 | 69 | 70 | 281 | 2,275.00 |
| T7 | Dan Sikes | 71 | 70 | 71 | 69 | 281 | 2,275.00 |
| T7 | Glenn Stuart | 71 | 73 | 70 | 67 | 281 | 2,275.00 |
| T7 | Bert Weaver | 70 | 71 | 73 | 67 | 281 | 2,275.00 |
| T11 | Tommy Aaron | 66 | 75 | 72 | 69 | 282 | 1,800.00 |
| T11 | Kel Nagle | 71 | 71 | 71 | 69 | 282 | 1,800.00 |
| T11 | Bobby Nichols | 70 | 72 | 70 | 70 | 282 | 1,800.00 |
| T14 | Bruce Devlin | 72 | 70 | 69 | 72 | 283 | 1,450.00 |
| T14 | Jay Dolan | 71 | 69 | 70 | 73 | 283 | 1,450.00 |
| T14 | Arnold Palmer | 72 | 74 | 70 | 67 | 283 | 1,450.00 |
| T14 | Gary Player | 73 | 72 | 72 | 66 | 283 | 1,450.00 |
| T18 | Dale Douglass | 71 | 71 | 73 | 69 | 284 | 1,150.00 |
| T18 | Robert Zimmerman | 72 | 73 | 72 | 67 | 284 | 1,150.00 |
| T20 | Jim Ferrier | 74 | 72 | 73 | 66 | 285 | 900.00 |
| T20 | Rod Funseth | 73 | 72 | 70 | 70 | 285 | 900.00 |
| T20 | Howie Johnson | 71 | 67 | 77 | 70 | 285 | 900.00 |
| T20 | Harold Kneece | 72 | 73 | 70 | 70 | 285 | 900.00 |
| T20 | Ken Still | 71 | 73 | 70 | 71 | 285 | 900.00 |
| T25 | Rex Baxter | 72 | 73 | 71 | 70 | 286 | 687.50 |
| T25 | Julius Boros | 71 | 74 | 72 | 69 | 286 | 687.50 |
| T25 | Bernard Hunt | 67 | 73 | 76 | 70 | 286 | 687.50 |
| T25 | Bob Johnson | 72 | 72 | 70 | 72 | 286 | 687.50 |
| T25 | Gordon Jones | 70 | 74 | 67 | 75 | 286 | 687.50 |
| T25 | Bob Verwey | 70 | 75 | 69 | 72 | 286 | 687.50 |
| T31 | Avery Beck | 73 | 70 | 74 | 70 | 287 | 575.00 |
| T31 | Ed Furgol | 77 | 69 | 72 | 69 | 287 | 575.00 |
| T31 | Charles Sifford | 74 | 71 | 67 | 75 | 287 | 575.00 |
| T34 | Claude King | 73 | 73 | 72 | 70 | 288 | 500.00 |
| T34 | Bill Martindale | 67 | 73 | 75 | 73 | 288 | 500.00 |
| T34 | Mike Souchak | 70 | 72 | 73 | 73 | 288 | 500.00 |
| T37 | Larry Beck | 72 | 73 | 77 | 67 | 289 | 362.50 |
| T37 | Joe Campbell | 72 | 74 | 70 | 73 | 289 | 362.50 |
| T37 | Dow Finsterwald | 71 | 74 | 74 | 70 | 289 | 362.50 |
| T37 | Tommy Jacobs | 74 | 71 | 70 | 74 | 289 | 362.50 |
| T37 | Duff Lawrence | 68 | 72 | 74 | 75 | 289 | 362.50 |
| T37 | Cobie Legrange | 70 | 72 | 73 | 74 | 289 | 362.50 |
| T37 | Dick Mayer | 76 | 70 | 73 | 70 | 289 | 362.50 |
| T37 | Mason Rudolph | 74 | 70 | 74 | 71 | 289 | 362.50 |
| T45 | Don Cherry | 71 | 69 | 76 | 74 | 290 | 240.00 |
| T45 | Gibby Gilbert | 72 | 75 | 72 | 71 | 290 | 240.00 |
| T45 | Dave Marr | 71 | 71 | 76 | 72 | 290 | 240.00 |
| T48 | Bruce Crampton | 74 | 73 | 71 | 73 | 291 | 126.00 |
| T48 | Doug Ford | 72 | 73 | 74 | 72 | 291 | 126.00 |
| T48 | Lionel Hebert | 72 | 74 | 69 | 76 | 291 | 126.00 |
| T48 | Sonny Methvin | 73 | 73 | 75 | 70 | 291 | 126.00 |
| T48 | Johnny Pott | 71 | 74 | 72 | 74 | 291 | 126.00 |
| T53 | Jerry Barber | 71 | 73 | 77 | 71 | 292 | |
| T53 | George Bayer | 76 | 71 | 73 | 72 | 292 | |
| T53 | Peter Butler | 72 | 76 | 72 | 72 | 292 | |
| T53 | Frank Wharton | 73 | 72 | 73 | 74 | 292 | |
| T53 | Kermit Zarley | 71 | 74 | 71 | 76 | 292 | |
| T58 | Bob Shave, Jr. | 74 | 71 | 77 | 71 | 293 | |
| T58 | Don Stickney | 74 | 72 | 76 | 71 | 293 | |
| T60 | Jack Burke, Jr. | 72 | 74 | 74 | 74 | 294 | |
| T60 | Dave Hill | 69 | 73 | 74 | 78 | 294 | |
| T62 | Jerry Pittman | 71 | 77 | 75 | 72 | 295 | |
| T62 | Bob Reith | 70 | 73 | 76 | 76 | 295 | |
| 64 | Sonny Ridenhour | 72 | 76 | 75 | 73 | 296 | |
| T65 | John Frillman | 72 | 72 | 75 | 78 | 297 | |
| T65 | Tom Shaw | 74 | 74 | 73 | 76 | 297 | |
| 67 | Mike Fetchick | 73 | 73 | 74 | 78 | 298 | |
| T68 | Hampton Auld | 72 | 71 | 77 | 79 | 299 | |
| T68 | Tony Evans | 73 | 75 | 75 | 76 | 299 | |
| 70 | Bob Batdorff | 71 | 77 | 75 | 77 | 300 | |
| 71 | John Cook | 70 | 77 | 80 | 74 | 301 | |
| T72 | Tommy Hall - a | 73 | 75 | 79 | 77 | 304 | |
| T72 | Dick Lotz | 72 | 74 | 75 | 83 | 304 | |
| T72 | Jim Mooney | 70 | 72 | 80 | 82 | 304 | |
| CUT | Al Besselink | 77 | 81 | | | 158 | |
| DQ | Dick Hendrickson | 72 | 74 | | | 146 | |
| DQ | Davis Love, Jr. | 71 | 75 | | | 146 | |

# 1966 Greater Greensboro Open

Sedgefield Country Club

| POS | PLAYER | RND 1 | RND 2 | RND 3 | RND 4 | TOTAL | EARNINGS |
|---|---|---|---|---|---|---|---|
| 1 | Doug Sanders | 65 | 70 | 71 | 70 | 276 | 20,000.00 |
| 2 | Tom Weiskopf | 68 | 67 | 71 | 70 | 276 | 12,000.00 |
| T3 | Miller Barber | 71 | 73 | 68 | 65 | 277 | 6,250.00 |
| T3 | Dave Ragan | 69 | 68 | 70 | 70 | 277 | 6,250.00 |
| 5 | Dave Marr | 74 | 68 | 68 | 68 | 278 | 4,300.00 |
| T6 | Al Geiberger | 66 | 70 | 73 | 70 | 279 | 3,433.34 |
| T6 | Arnold Palmer | 71 | 71 | 68 | 69 | 279 | 3,433.33 |
| T6 | R.H. Sikes | 68 | 69 | 68 | 74 | 279 | 3,433.33 |
| T9 | Howie Johnson | 67 | 71 | 68 | 74 | 280 | 2,700.00 |
| T9 | Bobby Nichols | 68 | 74 | 69 | 69 | 280 | 2,700.00 |
| T11 | Julius Boros | 71 | 68 | 71 | 71 | 281 | 2,300.00 |
| T11 | Peter Butler | 72 | 70 | 70 | 69 | 281 | 2,300.00 |
| T13 | Lionel Hebert | 72 | 68 | 71 | 71 | 282 | 1,950.00 |
| T13 | Charles Sifford | 70 | 71 | 72 | 69 | 282 | 1,950.00 |
| T15 | Bob Goalby | 68 | 72 | 70 | 73 | 283 | 1,550.00 |
| T15 | Dave Hill | 69 | 71 | 68 | 75 | 283 | 1,550.00 |
| T15 | Tony Lema | 72 | 68 | 71 | 72 | 283 | 1,550.00 |
| T15 | Johnny Pott | 73 | 72 | 69 | 69 | 283 | 1,550.00 |
| T15 | Phil Rodgers | 70 | 74 | 72 | 67 | 283 | 1,550.00 |
| T15 | Dudley Wysong | 74 | 69 | 69 | 71 | 283 | 1,550.00 |
| T21 | Dow Finsterwald | 74 | 69 | 71 | 70 | 284 | 953.58 |
| T21 | George Bayer | 71 | 70 | 70 | 73 | 284 | 953.57 |
| T21 | Frank Beard | 69 | 71 | 74 | 70 | 284 | 953.57 |
| T21 | Al Besselink | 74 | 67 | 69 | 74 | 284 | 953.57 |
| T21 | Bob Charles | 73 | 73 | 66 | 72 | 284 | 953.57 |
| T21 | Jay Dolan | 70 | 71 | 75 | 68 | 284 | 953.57 |
| T21 | Billy Farrell | 72 | 70 | 74 | 68 | 284 | 953.57 |
| T28 | George Archer | 70 | 71 | 69 | 75 | 285 | 700.00 |
| T28 | Joe Campbell | 70 | 69 | 68 | 78 | 285 | 700.00 |
| T28 | Neil Coles | 72 | 69 | 74 | 70 | 285 | 700.00 |
| T28 | Sam Snead | 67 | 71 | 76 | 71 | 285 | 700.00 |
| T28 | Ken Still | 73 | 67 | 72 | 73 | 285 | 700.00 |
| T28 | Terry Wilcox | 68 | 70 | 74 | 73 | 285 | 700.00 |
| T28 | Bert Yancey | 71 | 68 | 74 | 72 | 285 | 700.00 |
| T35 | Terry Dill | 70 | 68 | 74 | 74 | 286 | 550.00 |
| T35 | Doug Ford | 71 | 75 | 68 | 72 | 286 | 550.00 |
| T35 | Dick Mayer | 71 | 69 | 76 | 70 | 286 | 550.00 |
| T35 | Bob McCallister | 70 | 71 | 74 | 71 | 286 | 550.00 |
| T35 | Bob Rose | 72 | 69 | 74 | 71 | 286 | 550.00 |
| T40 | Ken Folkes | 75 | 72 | 69 | 71 | 287 | 418.75 |
| T40 | Lou Graham | 73 | 68 | 75 | 71 | 287 | 418.75 |
| T40 | Kel Nagle | 71 | 70 | 72 | 74 | 287 | 418.75 |
| T40 | Robert Zimmerman | 73 | 71 | 72 | 71 | 287 | 418.75 |
| T44 | Don January | 68 | 72 | 74 | 74 | 288 | 300.00 |
| T44 | Ken Towns | 69 | 72 | 73 | 74 | 288 | 300.00 |
| T46 | Charles Coody | 74 | 72 | 75 | 68 | 289 | 235.00 |
| T46 | Wilf Homenuik | 72 | 73 | 77 | 67 | 289 | 235.00 |
| T48 | Harold Kneece | 72 | 74 | 70 | 74 | 290 | 210.00 |
| T48 | Roy Pace | 69 | 74 | 73 | 74 | 290 | 210.00 |
| T48 | Steve Spray | 73 | 71 | 74 | 72 | 290 | 210.00 |
| T51 | Pete Brown | 74 | 72 | 72 | 73 | 291 | |
| T51 | Randy Glover | 71 | 70 | 78 | 72 | 291 | |
| T51 | Bernard Hunt | 72 | 75 | 73 | 71 | 291 | |
| T51 | Sonny Ridenhour | 71 | 71 | 73 | 76 | 291 | |
| T51 | Frank Wharton | 77 | 69 | 72 | 73 | 291 | |
| T56 | Wes Ellis | 75 | 72 | 73 | 72 | 292 | |
| T56 | Steve Reid | 68 | 69 | 76 | 79 | 292 | |
| T58 | Bill Harvey - a | 70 | 71 | 75 | 78 | 294 | |
| T58 | Steve Oppermann | 71 | 71 | 78 | 74 | 294 | |
| T60 | Al Kelley | 77 | 69 | 73 | 76 | 295 | |
| T60 | Dick Lytle | 73 | 72 | 75 | 75 | 295 | |
| T60 | Tom Nieporte | 73 | 74 | 72 | 76 | 295 | |
| T60 | Dave Stockton | 76 | 70 | 77 | 72 | 295 | |
| T60 | Harold Williams | 69 | 73 | 77 | 76 | 295 | |
| T65 | Gordon Jones | 72 | 72 | 75 | 77 | 296 | |
| T65 | Larry Wood | 76 | 70 | 73 | 77 | 296 | |
| 67 | Larry Beck | 75 | 72 | 76 | 75 | 298 | |
| 68 | Jim Owen | 76 | 71 | 76 | 80 | 303 | |
| WD | Bruce Crampton | 72 | 68 | 76 | | 216 | |
| WD | Rex Baxter | 73 | 71 | 75 | | 219 | |
| WD | Raymond Floyd | 74 | 72 | 75 | | 221 | |
| WD | Mike Souchak | 74 | 72 | 76 | | 222 | |
| WD | Butch Baird | 76 | 71 | 78 | | 225 | |
| WD | Jack McGowan | 71 | 73 | | | 144 | |
| DQ | Bob Verwey | 79 | 67 | | | 146 | |

# 1967 Greater Greensboro Open

Sedgefield Country Club

| POS | PLAYER | RND 1 | RND 2 | RND 3 | RND 4 | TOTAL | EARNINGS |
|---|---|---|---|---|---|---|---|
| 1 | George Archer | 67 | 64 | 68 | 68 | 267 | 25,000.00 |
| 2 | Doug Sanders | 67 | 68 | 70 | 64 | 269 | 15,000.00 |
| 3 | Arnold Palmer | 69 | 68 | 68 | 66 | 271 | 9,375.00 |
| 4 | Dave Stockton | 67 | 67 | 65 | 74 | 273 | 6,250.00 |
| 5 | Charles Sifford | 69 | 70 | 67 | 68 | 274 | 5,375.00 |
| 6 | Gene Littler | 70 | 70 | 68 | 67 | 275 | 4,750.00 |
| 7 | Rex Baxter | 73 | 68 | 66 | 69 | 276 | 4,250.00 |
| T8 | Paul Harney | 72 | 67 | 70 | 68 | 277 | 3,687.50 |
| T8 | John Schlee | 71 | 71 | 72 | 63 | 277 | 3,687.50 |
| T10 | Al Geiberger | 71 | 70 | 71 | 66 | 278 | 3,125.00 |
| T10 | Sam Snead | 70 | 68 | 72 | 68 | 278 | 3,125.00 |
| T12 | Julius Boros | 69 | 68 | 71 | 71 | 279 | 2,400.00 |
| T12 | Jim Colbert | 71 | 71 | 71 | 66 | 279 | 2,400.00 |
| T12 | Gary Player | 68 | 68 | 73 | 70 | 279 | 2,400.00 |
| T12 | Chi Chi Rodriguez | 68 | 68 | 72 | 71 | 279 | 2,400.00 |
| T12 | Ken Still | 70 | 69 | 70 | 70 | 279 | 2,400.00 |
| T17 | Bob Charles | 70 | 72 | 68 | 70 | 280 | 1,875.00 |
| T17 | Dow Finsterwald | 72 | 73 | 65 | 70 | 280 | 1,875.00 |
| T17 | Tom Nieporte | 71 | 68 | 72 | 69 | 280 | 1,875.00 |
| T20 | Joe Campbell | 72 | 70 | 68 | 71 | 281 | 1,500.00 |
| T20 | Lou Graham | 70 | 75 | 67 | 69 | 281 | 1,500.00 |
| T20 | R.H. Sikes | 70 | 67 | 74 | 70 | 281 | 1,500.00 |
| T23 | Bill Collins | 70 | 73 | 69 | 70 | 282 | 1,072.92 |
| T23 | Roger Ginsberg | 69 | 71 | 74 | 68 | 282 | 1,072.92 |
| T23 | Bobby Nichols | 71 | 71 | 71 | 69 | 282 | 1,072.92 |
| T23 | Dan Sikes | 71 | 73 | 69 | 69 | 282 | 1,072.92 |
| T23 | Joe Carr | 71 | 67 | 71 | 73 | 282 | 1,072.91 |
| T23 | Bruce Crampton | 71 | 68 | 72 | 71 | 282 | 1,072.91 |
| T29 | Miller Barber | 73 | 70 | 70 | 70 | 283 | 843.75 |
| T29 | George Bayer | 73 | 72 | 68 | 70 | 283 | 843.75 |
| T29 | Pete Brown | 70 | 72 | 72 | 69 | 283 | 843.75 |
| T29 | Johnny Pott | 65 | 68 | 72 | 78 | 283 | 843.75 |
| T29 | Sonny Ridenhour | 69 | 75 | 69 | 70 | 283 | 843.75 |
| T29 | Phil Rodgers | 70 | 71 | 69 | 73 | 283 | 843.75 |
| T29 | Mike Souchak | 71 | 68 | 69 | 75 | 283 | 843.75 |
| T36 | Billy Farrell | 73 | 71 | 70 | 70 | 284 | 597.66 |
| T36 | Doug Ford | 74 | 69 | 73 | 68 | 284 | 597.66 |
| T36 | Rod Funseth | 74 | 70 | 71 | 69 | 284 | 597.66 |
| T36 | Don January | 71 | 71 | 72 | 70 | 284 | 597.66 |
| T36 | Dean Refram | 70 | 70 | 74 | 70 | 284 | 597.66 |
| T36 | Randy Glover | 70 | 72 | 71 | 71 | 284 | 597.65 |
| T36 | Jack Rule | 72 | 70 | 69 | 73 | 284 | 597.65 |
| T36 | Bob Verwey | 72 | 72 | 68 | 72 | 284 | 597.65 |
| T44 | Frank Beard | 74 | 70 | 72 | 69 | 285 | 322.50 |
| T44 | Labron Harris | 69 | 71 | 72 | 73 | 285 | 322.50 |
| T44 | Wilf Homenuik | 72 | 70 | 69 | 74 | 285 | 322.50 |
| T44 | Dick Lotz | 70 | 72 | 69 | 74 | 285 | 322.50 |
| T44 | Jerry Mowlds | 69 | 70 | 72 | 74 | 285 | 322.50 |
| T49 | Babe Hiskey | 73 | 69 | 73 | 71 | 286 | 85.42 |
| T49 | Tommy Jacobs | 74 | 71 | 71 | 70 | 286 | 85.42 |
| T49 | Harold Kneece | 70 | 73 | 76 | 67 | 286 | 85.42 |
| T49 | Tom Weiskopf | 73 | 72 | 71 | 70 | 286 | 85.42 |
| T49 | Dave Hill | 71 | 72 | 68 | 75 | 286 | 85.41 |
| T49 | Bill Martindale | 71 | 73 | 68 | 74 | 286 | 85.41 |
| T55 | Peter Alliss | 76 | 69 | 71 | 71 | 287 | |
| T55 | Lionel Hebert | 72 | 71 | 71 | 73 | 287 | |
| T57 | Wes Ellis | 73 | 67 | 74 | 74 | 288 | |
| T57 | John Maurycy | 70 | 70 | 75 | 73 | 288 | |
| T59 | Butch Baird | 72 | 72 | 72 | 73 | 289 | |
| T59 | Kermit Zarley | 73 | 68 | 76 | 72 | 289 | |
| T61 | Charles Coody | 74 | 68 | 73 | 75 | 290 | |
| T61 | Hugh Royer | 74 | 71 | 72 | 73 | 290 | |
| T63 | Tom Case | 76 | 68 | 75 | 72 | 291 | |
| T63 | Charles Courtney | 72 | 73 | 72 | 74 | 291 | |
| T63 | Dale Douglass | 71 | 71 | 77 | 72 | 291 | |
| T63 | Ed Griffiths | 74 | 70 | 72 | 75 | 291 | |
| T67 | Homero Blancas | 73 | 69 | 76 | 74 | 292 | |
| T67 | Jim Ferree | 72 | 72 | 73 | 75 | 292 | |
| 69 | Cliff Brown | 72 | 73 | 71 | 77 | 293 | |
| 70 | M.C. Fitts | 74 | 69 | 75 | 78 | 296 | |
| 71 | Larry Mowry | 73 | 72 | 77 | 77 | 299 | |
| DQ | Raymond Floyd | 71 | 68 | 73 | | 212 | |
| WD | Jack McGowan | 75 | 69 | 73 | | 217 | |
| WD | Bert Yancey | 74 | 71 | 74 | | 219 | |

# 1968 Greater Greensboro Open

Sedgefield Country Club

| POS | PLAYER | RND 1 | RND 2 | RND 3 | RND 4 | TOTAL | EARNINGS |
|---|---|---|---|---|---|---|---|
| 1 | Billy Casper | 65 | 67 | 69 | 66 | 267 | 27,500.00 |
| T2 | George Archer | 68 | 71 | 67 | 65 | 271 | 11,229.17 |
| T2 | Bobby Nichols | 69 | 65 | 72 | 65 | 271 | 11,229.17 |
| T2 | Gene Littler | 69 | 66 | 69 | 67 | 271 | 11,229.16 |
| T5 | Doug Sanders | 71 | 69 | 70 | 63 | 273 | 5,270.84 |
| T5 | Al Geiberger | 66 | 71 | 67 | 69 | 273 | 5,270.83 |
| T5 | Arnold Palmer | 69 | 71 | 66 | 67 | 273 | 5,270.83 |
| T8 | Don January | 68 | 67 | 66 | 73 | 274 | 3,895.84 |
| T8 | Miller Barber | 70 | 67 | 66 | 71 | 274 | 3,895.83 |
| T8 | Gary Player | 69 | 67 | 69 | 69 | 274 | 3,895.83 |
| T11 | Tommy Aaron | 69 | 70 | 69 | 67 | 275 | 3,162.50 |
| T11 | Julius Boros | 65 | 73 | 67 | 70 | 275 | 3,162.50 |
| 13 | Dale Douglass | 69 | 69 | 69 | 69 | 276 | 2,750.00 |
| T14 | Billy Maxwell | 72 | 69 | 68 | 68 | 277 | 2,543.75 |
| T14 | Larry Mowry | 73 | 69 | 69 | 66 | 277 | 2,543.75 |
| T16 | Frank Beard | 72 | 69 | 65 | 72 | 278 | 1,993.75 |
| T16 | Charles Courtney | 69 | 69 | 70 | 70 | 278 | 1,993.75 |
| T16 | Bruce Crampton | 72 | 69 | 69 | 68 | 278 | 1,993.75 |
| T16 | Lou Graham | 69 | 71 | 70 | 68 | 278 | 1,993.75 |
| T16 | Bob Smith | 67 | 73 | 69 | 69 | 278 | 1,993.75 |
| T16 | Bert Yancey | 70 | 68 | 70 | 70 | 278 | 1,993.75 |
| T22 | Terry Dill | 67 | 72 | 70 | 70 | 279 | 1,443.75 |
| T22 | Dave Hill | 68 | 74 | 65 | 72 | 279 | 1,443.75 |
| T24 | Don Bies | 74 | 68 | 68 | 70 | 280 | 1,141.25 |
| T24 | Billy Farrell | 71 | 73 | 66 | 70 | 280 | 1,141.25 |
| T24 | Mike Fetchick | 74 | 68 | 69 | 69 | 280 | 1,141.25 |
| T24 | Lionel Hebert | 72 | 68 | 68 | 72 | 280 | 1,141.25 |
| T24 | Jack McGowan | 69 | 72 | 68 | 71 | 280 | 1,141.25 |
| T29 | Steve Spray | 73 | 71 | 67 | 70 | 281 | 979.69 |
| T29 | Art Wall | 74 | 68 | 68 | 71 | 281 | 979.69 |
| T29 | Bert Weaver | 71 | 71 | 70 | 69 | 281 | 979.69 |
| T29 | Tom Weiskopf | 69 | 70 | 70 | 72 | 281 | 979.68 |
| T29 | Dale Morey - a | 73 | 71 | 71 | 66 | 281 | |
| T34 | Butch Baird | 72 | 69 | 72 | 69 | 282 | 773.44 |
| T34 | Joe Campbell | 67 | 72 | 71 | 72 | 282 | 773.44 |
| T34 | Jerry McGee | 70 | 70 | 70 | 72 | 282 | 773.44 |
| T34 | Johnny Pott | 70 | 70 | 73 | 69 | 282 | 773.44 |
| T34 | Phil Rodgers | 71 | 71 | 72 | 68 | 282 | 773.44 |
| T34 | Wayne Yates | 69 | 72 | 72 | 69 | 282 | 773.44 |
| T34 | Wes Ellis | 70 | 74 | 69 | 69 | 282 | 773.43 |
| T34 | Sam Snead | 74 | 71 | 68 | 69 | 282 | 773.43 |
| T42 | Hugh Royer | 70 | 72 | 70 | 71 | 283 | 445.90 |
| T42 | Ken Still | 71 | 71 | 70 | 71 | 283 | 445.90 |
| T42 | Peter Butler | 69 | 74 | 70 | 70 | 283 | 445.89 |
| T42 | Dave Eichelberger | 71 | 71 | 73 | 68 | 283 | 445.89 |
| T42 | Dick Lotz | 71 | 72 | 69 | 71 | 283 | 445.89 |
| T42 | Charles Sifford | 71 | 71 | 70 | 71 | 283 | 445.89 |
| T42 | Mike Souchak | 70 | 69 | 73 | 71 | 283 | 445.89 |
| T49 | Rod Funseth | 69 | 74 | 68 | 73 | 284 | 288.75 |
| T49 | Dean Refram | 70 | 70 | 70 | 74 | 284 | 288.75 |
| T49 | John Schlee | 70 | 74 | 75 | 65 | 284 | 288.75 |
| T52 | Jacky Cupit | 71 | 69 | 71 | 74 | 285 | |
| T52 | Paul Harney | 73 | 68 | 72 | 72 | 285 | |
| T52 | Kel Nagle | 68 | 74 | 73 | 70 | 285 | |
| T55 | Dow Finsterwald | 73 | 70 | 73 | 70 | 286 | |
| T55 | Dick Mayer | 72 | 71 | 74 | 69 | 286 | |
| T55 | Bob Murphy | 72 | 71 | 71 | 72 | 286 | |
| T58 | Dick Carmody | 70 | 72 | 74 | 71 | 287 | |
| T58 | Bobby Mitchell | 73 | 71 | 72 | 71 | 287 | |
| 60 | Johnny Stevens | 73 | 70 | 72 | 73 | 288 | |
| T61 | Joe Carr | 72 | 70 | 73 | 74 | 289 | |
| T61 | Lee Elder | 74 | 71 | 75 | 69 | 289 | |
| T61 | Marty Fleckman | 71 | 74 | 72 | 72 | 289 | |
| T61 | Labron Harris | 74 | 69 | 73 | 73 | 289 | |
| T61 | Harold Kneece | 70 | 75 | 68 | 76 | 289 | |
| 66 | Larry Wise | 71 | 74 | 72 | 73 | 290 | |
| T67 | Cobie Legrange | 68 | 74 | 72 | 77 | 291 | |
| T67 | Rick Rhoads | 73 | 72 | 74 | 72 | 291 | |
| 69 | Laurie Hammer | 74 | 71 | 76 | 71 | 292 | |
| 70 | Bob Toski | 72 | 73 | 73 | 75 | 293 | |
| 71 | Cliff Brown | 71 | 73 | 79 | 77 | 300 | |
| WD | Harold Henning | 69 | 76 | 73 | | 218 | |
| WD | Bob McCallister | 71 | 74 | 73 | | 218 | |
| WD | Chi Chi Rodriguez | 75 | 70 | 73 | | 218 | |
| CUT | Jim Colbert | 77 | 70 | | | 147 | |
| CUT | Rocky Thompson | 77 | 70 | | | 147 | |
| CUT | Al Besselink | 74 | 76 | | | 150 | |
| WD | Mason Rudolph | 71 | 74 | | | 145 | |
| WD | Bob Stanton | 74 | 71 | | | 145 | |
| WD | Deane Beman | | | | | | |

# 1969 Greater Greensboro Open

Sedgefield Country Club

| POS | PLAYER | RND 1 | RND 2 | RND 3 | RND 4 | TOTAL | EARNINGS |
|---|---|---|---|---|---|---|---|
| 1 | Gene Littler | 66 | 70 | 69 | 69 | 274 | 32,000.00 |
| T2 | Orville Moody | 69 | 70 | 68 | 67 | 274 | 12,373.34 |
| T2 | Julius Boros | 67 | 71 | 67 | 69 | 274 | 12,373.33 |
| T2 | Tom Weiskopf | 67 | 72 | 67 | 68 | 274 | 12,373.33 |
| 5 | Gary Player | 69 | 68 | 68 | 70 | 275 | 6,560.00 |
| T6 | Bobby Cole | 70 | 69 | 69 | 68 | 276 | 5,440.00 |
| T6 | Chi Chi Rodriguez | 69 | 68 | 69 | 70 | 276 | 5,440.00 |
| T8 | Deane Beman | 68 | 69 | 67 | 73 | 277 | 4,520.00 |
| T8 | Ken Still | 69 | 72 | 68 | 68 | 277 | 4,520.00 |
| 10 | Bruce Crampton | 68 | 69 | 70 | 71 | 278 | 4,000.00 |
| T11 | George Archer | 67 | 71 | 66 | 75 | 279 | 3,136.00 |
| T11 | Al Balding | 71 | 69 | 66 | 73 | 279 | 3,136.00 |
| T11 | Bob Charles | 70 | 70 | 69 | 70 | 279 | 3,136.00 |
| T11 | Harold Kneece | 69 | 70 | 70 | 70 | 279 | 3,136.00 |
| T11 | Dave Marr | 68 | 66 | 70 | 75 | 279 | 3,136.00 |
| T16 | Dow Finsterwald | 73 | 70 | 69 | 68 | 280 | 2,400.00 |
| T16 | Dick Lotz | 69 | 68 | 74 | 69 | 280 | 2,400.00 |
| T16 | Bob Murphy | 69 | 70 | 70 | 71 | 280 | 2,400.00 |
| T19 | Terry Dill | 71 | 71 | 67 | 72 | 281 | 1,920.00 |
| T19 | Rod Funseth | 67 | 69 | 72 | 73 | 281 | 1,920.00 |
| T19 | Don January | 71 | 70 | 68 | 72 | 281 | 1,920.00 |
| T22 | Frank Boynton | 69 | 69 | 71 | 73 | 282 | 1,334.00 |
| T22 | Dale Douglass | 69 | 71 | 69 | 73 | 282 | 1,334.00 |
| T22 | Al Geiberger | 69 | 73 | 69 | 71 | 282 | 1,334.00 |
| T22 | John Jacobs | 69 | 72 | 69 | 72 | 282 | 1,334.00 |
| T22 | Grier Jones | 69 | 69 | 70 | 74 | 282 | 1,334.00 |
| T22 | Billy Maxwell | 68 | 75 | 64 | 75 | 282 | 1,334.00 |
| T22 | Dan Sikes | 72 | 67 | 74 | 69 | 282 | 1,334.00 |
| T22 | Sam Snead | 69 | 69 | 72 | 72 | 282 | 1,334.00 |
| T30 | Tommy Aaron | 69 | 70 | 69 | 75 | 283 | 819.20 |
| T30 | Frank Beard | 69 | 69 | 76 | 69 | 283 | 819.20 |
| T30 | Bob Goalby | 72 | 70 | 67 | 74 | 283 | 819.20 |
| T30 | Jim Grant | 68 | 73 | 70 | 72 | 283 | 819.20 |
| T30 | Malcolm Gregson | 68 | 71 | 69 | 75 | 283 | 819.20 |
| T30 | Lionel Hebert | 71 | 72 | 69 | 71 | 283 | 819.20 |
| T30 | Dave Hill | 73 | 70 | 71 | 69 | 283 | 819.20 |
| T30 | Bobby Mitchell | 70 | 71 | 68 | 74 | 283 | 819.20 |
| T30 | Tom Nieporte | 71 | 71 | 69 | 72 | 283 | 819.20 |
| T30 | Sonny Ridenhour | 68 | 71 | 74 | 70 | 283 | 819.20 |
| T30 | R.H. Sikes | 69 | 72 | 68 | 74 | 283 | 819.20 |
| T30 | Bob Stanton | 75 | 67 | 71 | 70 | 283 | 819.20 |
| T30 | Don Whitt | 71 | 72 | 67 | 73 | 283 | 819.20 |
| T30 | Terry Wilcox | 70 | 70 | 71 | 72 | 283 | 819.20 |
| T30 | Dudley Wysong | 71 | 72 | 67 | 73 | 283 | 819.20 |
| T45 | Raymond Floyd | 70 | 69 | 74 | 71 | 284 | 416.00 |
| T45 | Bill Garrett | 73 | 68 | 69 | 74 | 284 | 416.00 |
| T45 | Wilf Homenuik | 72 | 70 | 69 | 73 | 284 | 416.00 |
| T45 | George Knudson | 68 | 71 | 70 | 75 | 284 | 416.00 |
| T45 | Martin Roesink | 72 | 69 | 69 | 74 | 284 | 416.00 |
| T50 | Mike Hill | 72 | 70 | 72 | 71 | 285 | 280.00 |
| T50 | Gordon Jones | 66 | 70 | 73 | 76 | 285 | 280.00 |
| T50 | Jack McGowan | 69 | 72 | 71 | 73 | 285 | 280.00 |
| T50 | Art Wall | 68 | 69 | 75 | 73 | 285 | 280.00 |
| T54 | Bob Dickson | 70 | 72 | 69 | 75 | 286 | 266.67 |
| T54 | Laurie Hammer | 71 | 69 | 72 | 74 | 286 | 266.67 |
| T54 | Larry Mowry | 68 | 71 | 71 | 76 | 286 | 266.67 |
| T54 | Mason Rudolph | 68 | 71 | 77 | 70 | 286 | 266.67 |
| T54 | Bob Smith | 70 | 72 | 74 | 70 | 286 | 266.67 |
| T59 | Marty Fleckman | 73 | 70 | 72 | 72 | 287 | 266.67 |
| T59 | Howell Fraser | 70 | 71 | 71 | 75 | 287 | 266.67 |
| T59 | Bunky Henry | 68 | 71 | 73 | 75 | 287 | 266.67 |
| T59 | Monty Kaser | 72 | 68 | 76 | 71 | 287 | 266.67 |
| T59 | Dave Stockton | 72 | 71 | 70 | 74 | 287 | 266.67 |
| T59 | Lee Trevino | 68 | 74 | 72 | 73 | 287 | 266.67 |
| T65 | Charles Coody | 69 | 70 | 73 | 76 | 288 | 266.67 |
| T65 | Dale Morey - a | 66 | 73 | 74 | 75 | 288 | |
| T67 | Brian Huggett | 70 | 72 | 75 | 72 | 289 | 266.67 |
| T67 | Dave Ragan | 71 | 70 | 73 | 75 | 289 | 266.67 |
| T67 | Bert Greene | 71 | 69 | 71 | 78 | 289 | 266.66 |
| T67 | Jim Hardy | 72 | 69 | 73 | 75 | 289 | 266.66 |
| T67 | Labron Harris | 72 | 70 | 72 | 75 | 289 | 266.66 |
| T67 | Lanny Wadkins - a | 69 | 72 | 74 | 74 | 289 | |
| T73 | Hale Irwin | 71 | 71 | 73 | 75 | 290 | 266.66 |
| T73 | Jim Wiechers | 72 | 69 | 72 | 77 | 290 | 266.66 |
| 75 | Larry Ziegler | 70 | 70 | 76 | 76 | 292 | 266.66 |
| 76 | Ed Sneed | 70 | 72 | 75 | 76 | 293 | 266.66 |
| DNQ | Dave Eichelberger | | | | | | |

# 1970 Greater Greensboro Open

Sedgefield Country Club

| POS | PLAYER | RND 1 | RND 2 | RND 3 | RND 4 | TOTAL | EARNINGS |
|---|---|---|---|---|---|---|---|
| 1 | Gary Player | 70 | 63 | 73 | 65 | 271 | 36,000.00 |
| 2 | Miller Barber | 69 | 64 | 72 | 68 | 273 | 20,500.00 |
| 3 | R.H. Sikes | 65 | 67 | 73 | 69 | 274 | 12,800.00 |
| 4 | Steve Spray | 70 | 67 | 71 | 67 | 275 | 8,460.00 |
| T5 | Tommy Aaron | 64 | 69 | 72 | 71 | 276 | 6,540.00 |
| T5 | Arnold Palmer | 64 | 67 | 74 | 71 | 276 | 6,540.00 |
| T5 | Lee Trevino | 71 | 66 | 71 | 68 | 276 | 6,540.00 |
| T8 | Larry Hinson | 68 | 69 | 71 | 69 | 277 | 5,085.00 |
| T8 | Chi Chi Rodriguez | 69 | 69 | 72 | 67 | 277 | 5,085.00 |
| 10 | Billy Maxwell | 69 | 68 | 73 | 68 | 278 | 4,500.00 |
| T11 | Bob Charles | 71 | 72 | 69 | 67 | 279 | 3,528.00 |
| T11 | Wilf Homenuik | 69 | 70 | 71 | 69 | 279 | 3,528.00 |
| T11 | Tony Jacklin | 70 | 71 | 70 | 68 | 279 | 3,528.00 |
| T11 | Mason Rudolph | 71 | 68 | 70 | 70 | 279 | 3,528.00 |
| T11 | Doug Sanders | 70 | 68 | 70 | 71 | 279 | 3,528.00 |
| T16 | Julius Boros | 72 | 67 | 74 | 67 | 280 | 2,184.00 |
| T16 | Bruce Crampton | 72 | 69 | 71 | 68 | 280 | 2,184.00 |
| T16 | Lionel Hebert | 70 | 70 | 70 | 70 | 280 | 2,184.00 |
| T16 | Jerry McGee | 70 | 70 | 71 | 69 | 280 | 2,184.00 |
| T16 | Jack McGowan | 70 | 68 | 71 | 71 | 280 | 2,184.00 |
| T16 | Bobby Nichols | 68 | 70 | 72 | 70 | 280 | 2,184.00 |
| T16 | John Schroeder | 69 | 67 | 73 | 71 | 280 | 2,184.00 |
| T16 | Bob Smith | 70 | 69 | 72 | 69 | 280 | 2,184.00 |
| T16 | Sam Snead | 69 | 70 | 71 | 70 | 280 | 2,184.00 |
| T25 | Rod Funseth | 68 | 75 | 68 | 70 | 281 | 1,386.00 |
| T25 | Lou Graham | 67 | 68 | 72 | 74 | 281 | 1,386.00 |
| T25 | Herb Hooper | 68 | 70 | 73 | 70 | 281 | 1,386.00 |
| T25 | Tommy Jacobs | 68 | 71 | 74 | 68 | 281 | 1,386.00 |
| T25 | Tom Weiskopf | 68 | 70 | 69 | 74 | 281 | 1,386.00 |
| T30 | Billy Casper | 70 | 73 | 70 | 69 | 282 | 1,147.50 |
| T30 | Dave Eichelberger | 71 | 71 | 70 | 70 | 282 | 1,147.50 |
| T30 | Bobby Mitchell | 72 | 70 | 69 | 71 | 282 | 1,147.50 |
| T30 | Hugh Royer | 70 | 72 | 73 | 67 | 282 | 1,147.50 |
| T34 | Al Balding | 70 | 69 | 74 | 70 | 283 | 1,026.00 |
| T34 | Ken Still | 70 | 72 | 71 | 70 | 283 | 1,026.00 |
| T36 | Bert Greene | 70 | 69 | 76 | 69 | 284 | 873.00 |
| T36 | Claude Harmon, Jr. | 74 | 67 | 71 | 72 | 284 | 873.00 |
| T36 | Gene Littler | 72 | 68 | 71 | 73 | 284 | 873.00 |
| T36 | Orville Moody | 75 | 68 | 72 | 69 | 284 | 873.00 |
| T36 | Phil Rodgers | 66 | 72 | 72 | 74 | 284 | 873.00 |
| T36 | Bob Rosburg | 71 | 69 | 76 | 68 | 284 | 873.00 |
| T42 | Pete Brown | 66 | 71 | 76 | 72 | 285 | 648.00 |
| T42 | Dow Finsterwald | 69 | 70 | 74 | 72 | 285 | 648.00 |
| T42 | Howie Johnson | 71 | 67 | 78 | 69 | 285 | 648.00 |
| T45 | Mike Reasor | 69 | 71 | 73 | 73 | 286 | 428.58 |
| T45 | George Archer | 66 | 73 | 76 | 71 | 286 | 428.57 |
| T45 | Gibby Gilbert | 70 | 72 | 73 | 71 | 286 | 428.57 |
| T45 | Bob Goalby | 72 | 70 | 68 | 76 | 286 | 428.57 |
| T45 | Hale Irwin | 68 | 70 | 76 | 72 | 286 | 428.57 |
| T45 | Johnny Pott | 72 | 71 | 72 | 71 | 286 | 428.57 |
| T45 | Jim Wiechers | 76 | 67 | 72 | 71 | 286 | 428.57 |
| T52 | David Bollman | 72 | 68 | 74 | 73 | 287 | 300.00 |
| T52 | Bill Brask | 68 | 72 | 74 | 73 | 287 | 300.00 |
| T52 | Bob Dickson | 68 | 73 | 74 | 72 | 287 | 300.00 |
| T52 | Al Geiberger | 72 | 70 | 75 | 70 | 287 | 300.00 |
| T52 | Jerry Heard | 70 | 70 | 73 | 74 | 287 | 300.00 |
| T52 | Roy Pace | 72 | 70 | 74 | 71 | 287 | 300.00 |
| T52 | John Schlee | 74 | 68 | 75 | 70 | 287 | 300.00 |
| T59 | Brad Anderson | 73 | 70 | 73 | 72 | 288 | 300.00 |
| T59 | Butch Baird | 71 | 70 | 72 | 75 | 288 | 300.00 |
| T59 | Joe Porter | 71 | 70 | 76 | 71 | 288 | 300.00 |
| T59 | Bob Ross | 68 | 72 | 72 | 76 | 288 | 300.00 |
| 63 | Rafe Botts | 70 | 73 | 72 | 74 | 289 | 300.00 |
| T64 | Mac McLendon | 73 | 70 | 74 | 73 | 290 | 300.00 |
| T64 | Johnny Miller | 78 | 65 | 75 | 72 | 290 | 300.00 |
| 66 | Raymond Floyd | 72 | 70 | 73 | 76 | 291 | 300.00 |
| T67 | Dale Douglass | 71 | 72 | 72 | 77 | 292 | 300.00 |
| T67 | Ted Hayes | 76 | 67 | 76 | 73 | 292 | 300.00 |
| T67 | Bob Stone | 69 | 74 | 76 | 73 | 292 | 300.00 |
| T67 | Rocky Thompson | 71 | 72 | 73 | 76 | 292 | 300.00 |
| 71 | Bob Menne | 67 | 73 | 76 | 77 | 293 | 300.00 |
| T72 | Jerry Barber | 76 | 67 | 77 | 74 | 294 | 300.00 |
| T72 | Bobby Cole | 71 | 72 | 81 | 70 | 294 | 300.00 |
| 74 | George Johnson | 70 | 73 | 83 | 74 | 300 | 300.00 |
| DQ | Bert Yancey | | | | | | |
| WD | Charles Coody | | | | | | |

# 1971 Greater Greensboro Open

Sedgefield Country Club

| POS | PLAYER | RND 1 | RND 2 | RND 3 | RND 4 | TOTAL | EARNINGS |
|---|---|---|---|---|---|---|---|
| 1 | Bud Allin | 75 | 64 | 67 | 69 | 275 | 38,000.00 |
| T2 | Dave Eichelberger | 68 | 71 | 67 | 69 | 275 | 17,575.00 |
| T2 | Rod Funseth | 73 | 66 | 65 | 71 | 275 | 17,575.00 |
| 4 | Pete Brown | 68 | 69 | 70 | 69 | 276 | 8,930.00 |
| T5 | Miller Barber | 67 | 70 | 69 | 71 | 277 | 7,315.00 |
| T5 | Terry Dill | 70 | 68 | 71 | 68 | 277 | 7,315.00 |
| T7 | Bob Charles | 67 | 72 | 68 | 71 | 278 | 5,605.00 |
| T7 | Al Geiberger | 72 | 70 | 69 | 67 | 278 | 5,605.00 |
| T7 | Tony Jacklin | 70 | 69 | 72 | 67 | 278 | 5,605.00 |
| T10 | Tommy Aaron | 72 | 71 | 67 | 69 | 279 | 4,180.00 |
| T10 | Jerry Heard | 71 | 67 | 71 | 70 | 279 | 4,180.00 |
| T10 | Don January | 73 | 70 | 67 | 69 | 279 | 4,180.00 |
| T10 | Lee Trevino | 67 | 72 | 71 | 69 | 279 | 4,180.00 |
| T14 | George Archer | 70 | 72 | 69 | 69 | 280 | 3,135.00 |
| T14 | Wilf Homenuik | 73 | 68 | 70 | 69 | 280 | 3,135.00 |
| T14 | Jim Jamieson | 71 | 69 | 75 | 65 | 280 | 3,135.00 |
| T14 | Art Wall | 68 | 73 | 69 | 70 | 280 | 3,135.00 |
| T18 | Bruce Crampton | 68 | 71 | 70 | 72 | 281 | 1,941.80 |
| T18 | Lee Elder | 72 | 73 | 70 | 66 | 281 | 1,941.80 |
| T18 | Lou Graham | 71 | 70 | 72 | 68 | 281 | 1,941.80 |
| T18 | Larry Hinson | 69 | 70 | 72 | 70 | 281 | 1,941.80 |
| T18 | Howie Johnson | 71 | 70 | 70 | 70 | 281 | 1,941.80 |
| T18 | Jerry McGee | 71 | 73 | 69 | 68 | 281 | 1,941.80 |
| T18 | Roy Pace | 71 | 72 | 71 | 67 | 281 | 1,941.80 |
| T18 | Mason Rudolph | 73 | 71 | 67 | 70 | 281 | 1,941.80 |
| T18 | Bob Smith | 71 | 72 | 73 | 65 | 281 | 1,941.80 |
| T18 | Dave Stockton | 71 | 70 | 69 | 71 | 281 | 1,941.80 |
| T28 | Deane Beman | 70 | 70 | 72 | 70 | 282 | 1,220.75 |
| T28 | Billy Maxwell | 69 | 72 | 71 | 70 | 282 | 1,220.75 |
| T28 | Bobby Mitchell | 73 | 68 | 72 | 69 | 282 | 1,220.75 |
| T28 | Sam Snead | 74 | 71 | 69 | 68 | 282 | 1,220.75 |
| T28 | Tom Weiskopf | 69 | 72 | 70 | 71 | 282 | 1,220.75 |
| T28 | Julius Boros | 71 | 70 | 69 | 72 | 282 | 1,220.00 |
| T28 | Hal Underwood | 74 | 70 | 67 | 71 | 282 | 1,220.00 |
| T28 | Bert Yancey | 69 | 70 | 72 | 71 | 282 | 1,220.00 |
| T28 | Eddie Pearce - a | 70 | 72 | 69 | 71 | 282 | |
| T37 | Billy Casper | 75 | 71 | 67 | 70 | 283 | 921.50 |
| T37 | Dale Douglass | 71 | 69 | 71 | 72 | 283 | 921.50 |
| T37 | Hale Irwin | 72 | 74 | 69 | 68 | 283 | 921.50 |
| T37 | Chi Chi Rodriguez | 72 | 71 | 69 | 71 | 283 | 921.50 |
| T37 | Joel Goldstrand | 71 | 71 | 70 | 71 | 283 | 921.00 |
| T37 | Larry Wood | 70 | 71 | 72 | 70 | 283 | 921.00 |
| T43 | Lionel Hebert | 71 | 71 | 72 | 70 | 284 | 630.80 |
| T43 | J.C. Snead | 74 | 70 | 68 | 72 | 284 | 630.80 |
| T43 | Jim Wiechers | 74 | 72 | 68 | 70 | 284 | 630.80 |
| T43 | Rick Rhoads | 70 | 70 | 73 | 71 | 284 | 630.00 |
| T43 | Bob Wynn | 69 | 75 | 71 | 69 | 284 | 630.00 |
| T48 | Dick Lotz | 73 | 72 | 73 | 67 | 285 | 366.05 |
| T48 | Raymond Floyd | 72 | 74 | 70 | 69 | 285 | 366.04 |
| T48 | Bobby Nichols | 77 | 69 | 68 | 71 | 285 | 366.04 |
| T48 | Gary Player | 75 | 70 | 69 | 71 | 285 | 366.04 |
| T48 | Brad Anderson | 70 | 69 | 77 | 69 | 285 | 366.00 |
| T48 | Steve Friebert | 74 | 69 | 70 | 72 | 285 | 366.00 |
| T48 | Bob Stanton | 72 | 70 | 73 | 70 | 285 | 366.00 |
| T55 | Don Bies | 70 | 74 | 70 | 72 | 286 | 271.43 |
| T55 | Phil Rodgers | 72 | 73 | 72 | 69 | 286 | 271.43 |
| T55 | Bob Rosburg | 73 | 69 | 73 | 71 | 286 | 271.43 |
| T55 | Bobby Greenwood | 74 | 70 | 74 | 68 | 286 | 271.00 |
| T59 | Ron Cerrudo | 71 | 75 | 70 | 71 | 287 | 271.43 |
| T59 | Johnny Miller | 73 | 72 | 74 | 68 | 287 | 271.43 |
| T61 | Jim Colbert | 74 | 69 | 72 | 73 | 288 | 271.43 |
| T61 | Bruce Devlin | 74 | 72 | 71 | 71 | 288 | 271.43 |
| T61 | Bob Lunn | 73 | 73 | 73 | 69 | 288 | 271.43 |
| T61 | John Schroeder | 74 | 71 | 73 | 70 | 288 | 271.43 |
| T61 | Ken Still | 70 | 74 | 69 | 75 | 288 | 271.43 |
| T66 | Hugh Royer | 77 | 68 | 73 | 71 | 289 | 271.00 |
| T67 | Bob Stone | 76 | 69 | 73 | 72 | 290 | 271.43 |
| T67 | Ted Hayes | 77 | 69 | 73 | 71 | 290 | 271.00 |
| T69 | Ed Sneed | 72 | 72 | 73 | 74 | 291 | 271.43 |
| T69 | Ken Ellsworth | 73 | 69 | 74 | 75 | 291 | 271.00 |
| T69 | Earl Fennell | 72 | 73 | 74 | 72 | 291 | 271.00 |
| T72 | Labron Harris | 75 | 70 | 73 | 74 | 292 | 271.43 |
| T72 | Rocky Thompson | 71 | 73 | 75 | 73 | 292 | 271.43 |
| T72 | Ed Furgol | 72 | 72 | 74 | 74 | 292 | 271.00 |
| T72 | John Lotz | 72 | 74 | 73 | 73 | 292 | 271.00 |
| T76 | Bobby Cole | 74 | 69 | 75 | 75 | 293 | 271.00 |
| T76 | Lanny Wadkins - a | 69 | 77 | 75 | 72 | 293 | |
| 78 | Mike Fetchick | 75 | 71 | 75 | 74 | 295 | 271.00 |
| 79 | George Johnson | 72 | 74 | 75 | 75 | 296 | 271.42 |
| 80 | Gene Thompson | 74 | 71 | 74 | 79 | 298 | 271.00 |
| CUT | Bob Goalby | 75 | 73 | | | 148 | |
| WD | Doug Ford | 77 | | | | 77 | |

# 1972 Greater Greensboro Open

Sedgefield Country Club

| POS | PLAYER | RND 1 | RND 2 | RND 3 | RND 4 | TOTAL | EARNINGS |
|---|---|---|---|---|---|---|---|
| 1 | George Archer | 70 | 68 | 66 | 68 | 272 | 40,000.00 |
| 2 | Tommy Aaron | 71 | 67 | 67 | 67 | 272 | 22,800.00 |
| T3 | Arnold Palmer | 69 | 66 | 68 | 70 | 273 | 9,750.00 |
| T3 | Chi Chi Rodriguez | 68 | 69 | 69 | 67 | 273 | 9,750.00 |
| T3 | J.C. Snead | 66 | 69 | 70 | 68 | 273 | 9,750.00 |
| T3 | Dave Stockton | 69 | 69 | 68 | 67 | 273 | 9,750.00 |
| T7 | Julius Boros | 66 | 69 | 68 | 72 | 275 | 5,900.00 |
| T7 | Bruce Crampton | 67 | 65 | 70 | 73 | 275 | 5,900.00 |
| T7 | Tony Jacklin | 69 | 68 | 69 | 69 | 275 | 5,900.00 |
| T10 | Bob Charles | 70 | 68 | 68 | 70 | 276 | 4,400.00 |
| T10 | Lou Graham | 68 | 69 | 70 | 69 | 276 | 4,400.00 |
| T10 | Hale Irwin | 69 | 68 | 69 | 70 | 276 | 4,400.00 |
| T10 | Jerry McGee | 70 | 67 | 69 | 70 | 276 | 4,400.00 |
| T14 | Labron Harris | 69 | 68 | 71 | 69 | 277 | 3,300.00 |
| T14 | John Lister | 69 | 69 | 69 | 70 | 277 | 3,300.00 |
| T14 | Allen Miller | 67 | 71 | 72 | 67 | 277 | 3,300.00 |
| T14 | Doug Sanders | 68 | 71 | 71 | 67 | 277 | 3,300.00 |
| T18 | Rod Curl | 67 | 70 | 72 | 69 | 278 | 2,044.00 |
| T18 | Lee Elder | 68 | 68 | 73 | 69 | 278 | 2,044.00 |
| T18 | Al Geiberger | 69 | 70 | 70 | 69 | 278 | 2,044.00 |
| T18 | David Graham | 68 | 69 | 70 | 71 | 278 | 2,044.00 |
| T18 | Mike Hill | 72 | 67 | 69 | 70 | 278 | 2,044.00 |
| T18 | Jim Jamieson | 74 | 67 | 69 | 68 | 278 | 2,044.00 |
| T18 | Don January | 68 | 68 | 72 | 70 | 278 | 2,044.00 |
| T18 | Bobby Mitchell | 73 | 65 | 70 | 70 | 278 | 2,044.00 |
| T18 | Sam Snead | 70 | 69 | 70 | 69 | 278 | 2,044.00 |
| T18 | Lanny Wadkins | 69 | 69 | 71 | 69 | 278 | 2,044.00 |
| T28 | Frank Beard | 74 | 66 | 68 | 71 | 279 | 1,450.00 |
| T28 | Art Wall | 72 | 69 | 69 | 69 | 279 | 1,450.00 |
| T30 | Deane Beman | 67 | 69 | 73 | 71 | 280 | 1,252.00 |
| T30 | Paul Harney | 68 | 68 | 71 | 73 | 280 | 1,252.00 |
| T30 | Mike Reasor | 71 | 69 | 73 | 67 | 280 | 1,252.00 |
| T30 | Bob Stone | 69 | 69 | 71 | 71 | 280 | 1,252.00 |
| T30 | Lee Trevino | 68 | 71 | 71 | 70 | 280 | 1,252.00 |
| T35 | Gay Brewer | 71 | 67 | 73 | 70 | 281 | 965.00 |
| T35 | Rod Funseth | 70 | 66 | 73 | 72 | 281 | 965.00 |
| T35 | Gibby Gilbert | 70 | 70 | 70 | 71 | 281 | 965.00 |
| T35 | Joel Goldstrand | 71 | 67 | 72 | 71 | 281 | 965.00 |
| T35 | Jerry Heard | 69 | 70 | 71 | 71 | 281 | 965.00 |
| T35 | Tom Shaw | 71 | 65 | 76 | 69 | 281 | 965.00 |
| T35 | Bob Smith | 70 | 71 | 69 | 71 | 281 | 965.00 |
| T35 | Randy Wolff | 70 | 70 | 74 | 67 | 281 | 965.00 |
| T43 | Jacky Cupit | 70 | 68 | 71 | 73 | 282 | 660.00 |
| T43 | Jim Hardy | 72 | 69 | 74 | 67 | 282 | 660.00 |
| T43 | Bert Yancey | 72 | 66 | 71 | 73 | 282 | 660.00 |
| T46 | Ben Kern | 73 | 65 | 71 | 74 | 283 | 430.44 |
| T46 | George Knudson | 70 | 69 | 72 | 72 | 283 | 430.44 |
| T46 | Bob Payne | 68 | 68 | 73 | 74 | 283 | 430.44 |
| T46 | Ken Still | 67 | 72 | 72 | 72 | 283 | 430.44 |
| T46 | Jim Wiechers | 73 | 67 | 73 | 70 | 283 | 430.44 |
| T46 | Dave Eichelberger | 69 | 73 | 71 | 70 | 283 | 430.43 |
| T46 | Raymond Floyd | 71 | 71 | 69 | 72 | 283 | 430.43 |
| T46 | Chuck Thorpe | 74 | 68 | 72 | 69 | 283 | 430.43 |
| T54 | Miller Barber | 66 | 76 | 73 | 69 | 284 | 347.83 |
| T54 | Billy Casper | 71 | 69 | 75 | 69 | 284 | 347.83 |
| T54 | Hubert Green | 69 | 72 | 72 | 71 | 284 | 347.83 |
| T54 | Bob Menne | 73 | 69 | 74 | 68 | 284 | 347.83 |
| T54 | Mike Morley | 68 | 70 | 77 | 69 | 284 | 347.83 |
| T54 | Bobby Nichols | 69 | 68 | 72 | 75 | 284 | 347.83 |
| T54 | Joe Inman - a | 71 | 71 | 72 | 70 | 284 | |
| T54 | Jim Simons - a | 71 | 70 | 72 | 71 | 284 | |
| T62 | Dick Mayer | 73 | 69 | 70 | 73 | 285 | 347.83 |
| T62 | Mason Rudolph | 70 | 70 | 73 | 72 | 285 | 347.83 |
| T64 | Forrest Fezler | 71 | 71 | 71 | 73 | 286 | 347.83 |
| T64 | Ralph Johnston | 69 | 68 | 75 | 74 | 286 | 347.83 |
| T64 | Bob Lunn | 67 | 72 | 73 | 74 | 286 | 347.83 |
| T64 | Rick Rhoads | 72 | 70 | 74 | 70 | 286 | 347.82 |
| T68 | Bruce Devlin | 70 | 66 | 76 | 75 | 287 | 347.82 |
| T68 | David Glenz | 72 | 70 | 73 | 72 | 287 | 347.82 |
| T68 | Tom Ulozas | 71 | 68 | 75 | 73 | 287 | 347.82 |
| 71 | John Schroeder | 69 | 72 | 75 | 72 | 288 | 347.82 |
| T72 | Brad Anderson | 72 | 69 | 81 | 69 | 291 | 347.82 |
| T72 | Johnny Miller | 72 | 69 | 79 | 71 | 291 | 347.82 |
| T72 | Ed Sneed | 72 | 70 | 75 | 74 | 291 | 347.82 |
| 75 | Pete Brown | 71 | 71 | 70 | 81 | 293 | 347.82 |
| DQ | Gary Player | 70 | 66 | 67 | | 203 | |
| WD | Dave Hill | 72 | 67 | 75 | | 214 | |
| DQ | Bob Barbarossa | 72 | 70 | 77 | | 219 | |
| WD | John Jacobs | 73 | | | | 73 | |
| DNQ | Sam Adams | | | | | | |

# 1973 Greater Greensboro Open

Sedgefield Country Club

| POS | PLAYER | RND 1 | RND 2 | RND 3 | RND 4 | TOTAL | EARNINGS |
|---|---|---|---|---|---|---|---|
| 1 | Chi Chi Rodriguez | 68 | 66 | 67 | 66 | 267 | 42,000.00 |
| T2 | Lou Graham | 68 | 64 | 67 | 69 | 268 | 19,425.00 |
| T2 | Ken Still | 69 | 65 | 70 | 64 | 268 | 19,425.00 |
| T4 | Gay Brewer | 68 | 68 | 70 | 64 | 270 | 9,240.00 |
| T4 | Billy Casper | 67 | 64 | 68 | 71 | 270 | 9,240.00 |
| 6 | Bobby Nichols | 66 | 71 | 67 | 67 | 271 | 7,560.00 |
| T7 | Lee Elder | 64 | 72 | 68 | 68 | 272 | 6,195.00 |
| T7 | Rod Funseth | 65 | 69 | 68 | 70 | 272 | 6,195.00 |
| T7 | Doug Sanders | 65 | 68 | 69 | 70 | 272 | 6,195.00 |
| T10 | Bud Allin | 68 | 67 | 71 | 67 | 273 | 5,040.00 |
| T10 | Jim Wiechers | 71 | 67 | 66 | 69 | 273 | 5,040.00 |
| T12 | Butch Baird | 66 | 69 | 70 | 69 | 274 | 3,937.50 |
| T12 | Bob Dickson | 68 | 68 | 70 | 68 | 274 | 3,937.50 |
| T12 | George Knudson | 68 | 66 | 69 | 71 | 274 | 3,937.50 |
| T12 | Sam Snead | 66 | 67 | 70 | 71 | 274 | 3,937.50 |
| T16 | Don Bies | 70 | 67 | 70 | 68 | 275 | 3,255.00 |
| T16 | Tom Kite | 71 | 68 | 65 | 71 | 275 | 3,255.00 |
| T18 | Arnold Palmer | 69 | 68 | 70 | 69 | 276 | 2,092.37 |
| T18 | J.C. Snead | 72 | 69 | 68 | 67 | 276 | 2,092.37 |
| T18 | Ed Sneed | 66 | 72 | 70 | 68 | 276 | 2,092.37 |
| T18 | Lee Trevino | 71 | 66 | 69 | 70 | 276 | 2,092.37 |
| T18 | Charles Coody | 69 | 69 | 68 | 70 | 276 | 2,092.36 |
| T18 | Hubert Green | 67 | 69 | 69 | 71 | 276 | 2,092.36 |
| T18 | Mike Hill | 68 | 68 | 67 | 73 | 276 | 2,092.36 |
| T18 | Jim Jamieson | 67 | 70 | 67 | 72 | 276 | 2,092.36 |
| T18 | Johnny Miller | 67 | 71 | 67 | 71 | 276 | 2,092.36 |
| T18 | Leonard Thompson | 68 | 69 | 68 | 71 | 276 | 2,092.36 |
| T18 | Art Wall | 67 | 71 | 68 | 70 | 276 | 2,092.36 |
| T29 | Jerry McGee | 69 | 68 | 71 | 69 | 277 | 1,428.00 |
| T29 | Mason Rudolph | 65 | 73 | 71 | 68 | 277 | 1,428.00 |
| T29 | Tom Weiskopf | 68 | 72 | 68 | 69 | 277 | 1,428.00 |
| T32 | Al Geiberger | 72 | 69 | 64 | 73 | 278 | 1,188.60 |
| T32 | Bob Goalby | 69 | 70 | 69 | 70 | 278 | 1,188.60 |
| T32 | Ben Kern | 72 | 70 | 69 | 67 | 278 | 1,188.60 |
| T32 | John Lister | 66 | 70 | 70 | 72 | 278 | 1,188.60 |
| T32 | Bert Yancey | 66 | 71 | 68 | 73 | 278 | 1,188.60 |
| T37 | Marty Bohen | 69 | 67 | 70 | 73 | 279 | 903.00 |
| T37 | Charles Courtney | 69 | 72 | 68 | 70 | 279 | 903.00 |
| T37 | Pat Fitzsimons | 69 | 71 | 69 | 70 | 279 | 903.00 |
| T37 | Fred Marti | 69 | 72 | 69 | 69 | 279 | 903.00 |
| T37 | Mac McLendon | 68 | 69 | 72 | 70 | 279 | 903.00 |
| T37 | Mike Reasor | 71 | 71 | 70 | 67 | 279 | 903.00 |
| T37 | Jim Simons | 69 | 71 | 71 | 68 | 279 | 903.00 |
| T44 | Tommy Aaron | 70 | 71 | 71 | 68 | 280 | 633.50 |
| T44 | Jim Ahern | 69 | 72 | 71 | 68 | 280 | 633.50 |
| T44 | Rod Curl | 72 | 68 | 69 | 71 | 280 | 633.50 |
| T44 | Dave Eichelberger | 69 | 70 | 70 | 71 | 280 | 633.50 |
| T44 | Phil Rodgers | 68 | 72 | 69 | 71 | 280 | 633.50 |
| T44 | Mike Wynn | 73 | 67 | 70 | 70 | 280 | 633.50 |
| T50 | Bobby Cole | 69 | 73 | 69 | 70 | 281 | 498.67 |
| T50 | Tom Jenkins | 73 | 66 | 69 | 73 | 281 | 498.67 |
| T50 | Andy North | 68 | 71 | 72 | 70 | 281 | 498.67 |
| T50 | Larry Wood | 70 | 70 | 71 | 70 | 281 | 498.67 |
| T50 | Dwight Nevil | 71 | 71 | 72 | 67 | 281 | 498.66 |
| T50 | Roy Pace | 72 | 69 | 72 | 68 | 281 | 498.66 |
| T56 | Bruce Ashworth | 69 | 71 | 70 | 72 | 282 | 451.67 |
| T56 | Orville Moody | 69 | 70 | 71 | 72 | 282 | 451.67 |
| T56 | David Glenz | 71 | 70 | 70 | 71 | 282 | 451.66 |
| T59 | Rocky Thompson | 72 | 68 | 74 | 69 | 283 | 425.00 |
| T59 | John Toepel | 73 | 69 | 72 | 69 | 283 | 425.00 |
| 61 | Jay Haas - a | 68 | 73 | 71 | 72 | 284 | |
| T62 | Mike Kallam | 74 | 66 | 74 | 71 | 285 | 399.00 |
| T62 | John Mahaffey | 72 | 69 | 75 | 69 | 285 | 399.00 |
| T62 | Rick Rhoads | 68 | 71 | 73 | 73 | 285 | 399.00 |
| T65 | Forrest Fezler | 71 | 71 | 69 | 75 | 286 | 373.00 |
| T65 | Labron Harris | 68 | 71 | 74 | 73 | 286 | 373.00 |
| T67 | Paul Purtzer | 68 | 71 | 72 | 78 | 289 | 346.34 |
| T67 | Ron Cerrudo | 69 | 71 | 72 | 77 | 289 | 346.33 |
| T67 | Bob Lunn | 68 | 72 | 77 | 72 | 289 | 346.33 |
| 70 | Bob Shaw | 74 | 68 | 75 | 74 | 291 | 326.00 |
| 71 | Paul Harney | 69 | 73 | 73 | 77 | 292 | 315.00 |
| 72 | James Ferriell | 69 | 71 | 78 | 75 | 293 | |
| WD | Miller Barber | 70 | 71 | | | 141 | |
| WD | Homero Blancas | 75 | | | | 75 | |
| WD | John Jacobs | 75 | | | | 75 | |

# 1974 Greater Greensboro Open

## Sedgefield Country Club

| POS | PLAYER | RND 1 | RND 2 | RND 3 | RND 4 | TOTAL | EARNINGS |
|---|---|---|---|---|---|---|---|
| 1 | Bob Charles | 65 | 70 | 67 | 68 | 270 | 44,066.00 |
| T2 | Raymond Floyd | 66 | 68 | 70 | 67 | 271 | 20,380.50 |
| T2 | Lee Trevino | 66 | 69 | 70 | 66 | 271 | 20,380.50 |
| T4 | Bruce Fleisher | 69 | 68 | 68 | 67 | 272 | 9,694.50 |
| T4 | John Mahaffey | 67 | 66 | 70 | 69 | 272 | 9,694.50 |
| 6 | Jim Jamieson | 66 | 67 | 70 | 70 | 273 | 7,931.90 |
| T7 | Wilf Homenuik | 68 | 67 | 72 | 67 | 274 | 6,499.77 |
| T7 | J.C. Snead | 73 | 68 | 67 | 66 | 274 | 6,499.77 |
| T7 | Forrest Fezler | 70 | 67 | 69 | 68 | 274 | 6,499.76 |
| T10 | Al Geiberger | 70 | 68 | 71 | 66 | 275 | 5,067.60 |
| T10 | Mike Hill | 69 | 66 | 73 | 67 | 275 | 5,067.60 |
| T10 | Jim Wiechers | 67 | 68 | 71 | 69 | 275 | 5,067.60 |
| T13 | Jerry Heard | 70 | 69 | 73 | 64 | 276 | 3,965.97 |
| T13 | Ken Still | 66 | 69 | 72 | 69 | 276 | 3,965.97 |
| T13 | Joe Inman | 72 | 67 | 64 | 73 | 276 | 3,965.96 |
| T16 | Mason Rudolph | 65 | 73 | 72 | 67 | 277 | 3,415.15 |
| T16 | Leonard Thompson | 65 | 70 | 72 | 70 | 277 | 3,415.15 |
| T18 | Bud Allin | 69 | 68 | 71 | 70 | 278 | 2,754.14 |
| T18 | Mike Morley | 68 | 73 | 69 | 68 | 278 | 2,754.14 |
| T18 | Gary Player | 69 | 72 | 67 | 70 | 278 | 2,754.14 |
| T18 | Bobby Nichols | 70 | 70 | 67 | 71 | 278 | 2,754.13 |
| T22 | Don Bies | 72 | 68 | 72 | 67 | 279 | 1,916.90 |
| T22 | Gay Brewer | 69 | 68 | 69 | 73 | 279 | 1,916.89 |
| T22 | Bruce Crampton | 69 | 70 | 73 | 67 | 279 | 1,916.89 |
| T22 | Bob Goalby | 74 | 66 | 71 | 68 | 279 | 1,916.89 |
| T22 | David Graham | 68 | 69 | 71 | 71 | 279 | 1,916.89 |
| T22 | Sam Snead | 69 | 70 | 71 | 69 | 279 | 1,916.89 |
| T28 | Babe Hiskey | 65 | 72 | 71 | 72 | 280 | 1,531.30 |
| T28 | Tom Kite | 68 | 69 | 71 | 72 | 280 | 1,531.30 |
| T28 | Jerry McGee | 68 | 73 | 73 | 66 | 280 | 1,531.30 |
| T28 | Bob Menne | 70 | 68 | 70 | 72 | 280 | 1,531.30 |
| T32 | Dale Douglass | 72 | 68 | 73 | 68 | 281 | 1,303.62 |
| T32 | Bobby Walzel | 70 | 70 | 71 | 70 | 281 | 1,303.62 |
| T32 | Bobby Mitchell | 71 | 68 | 69 | 73 | 281 | 1,303.61 |
| T35 | Roy Pace | 69 | 72 | 72 | 69 | 282 | 1,063.10 |
| T35 | Tommy Aaron | 69 | 69 | 69 | 75 | 282 | 1,063.09 |
| T35 | Jim Colbert | 69 | 70 | 71 | 72 | 282 | 1,063.09 |
| T35 | Rod Curl | 69 | 72 | 71 | 70 | 282 | 1,063.09 |
| T35 | Gibby Gilbert | 71 | 65 | 73 | 73 | 282 | 1,063.09 |
| T35 | Chi Chi Rodriguez | 69 | 71 | 72 | 70 | 282 | 1,063.09 |
| 41 | Ross Randall | 71 | 70 | 75 | 67 | 283 | 903.35 |
| T42 | Dave Eichelberger | 70 | 69 | 78 | 67 | 284 | 707.82 |
| T42 | Don Padgett | 71 | 70 | 74 | 69 | 284 | 707.82 |
| T42 | George Archer | 70 | 69 | 72 | 73 | 284 | 707.81 |
| T42 | Hugh Baiocchi | 68 | 72 | 74 | 70 | 284 | 707.81 |
| T42 | Bobby Cole | 68 | 67 | 76 | 73 | 284 | 707.81 |
| T42 | Fred Marti | 71 | 69 | 73 | 71 | 284 | 707.81 |
| T42 | Steve Melnyk | 68 | 73 | 69 | 74 | 284 | 707.81 |
| T42 | Jim Simons | 67 | 73 | 75 | 69 | 284 | 707.81 |
| T50 | Butch Baird | 72 | 68 | 72 | 73 | 285 | 517.78 |
| T50 | Ron Cerrudo | 72 | 69 | 71 | 73 | 285 | 517.78 |
| T50 | Jack Ewing | 72 | 65 | 75 | 73 | 285 | 517.78 |
| T50 | Gary Groh | 69 | 71 | 76 | 69 | 285 | 517.78 |
| T50 | George Johnson | 68 | 72 | 77 | 68 | 285 | 517.78 |
| T50 | Bob Stanton | 68 | 73 | 74 | 70 | 285 | 517.78 |
| T50 | Charles Sifford | 68 | 71 | 71 | 75 | 285 | 517.77 |
| T57 | Jim Dent | 69 | 71 | 73 | 73 | 286 | 451.68 |
| T57 | Bert Greene | 72 | 67 | 72 | 75 | 286 | 451.68 |
| T57 | Bobby Greenwood | 74 | 66 | 72 | 74 | 286 | 451.68 |
| T57 | Larry Wise | 70 | 69 | 71 | 76 | 286 | 451.68 |
| T57 | Kermit Zarley | 72 | 69 | 72 | 73 | 286 | 451.68 |
| T62 | Mac McLendon | 69 | 72 | 77 | 69 | 287 | 391.10 |
| T62 | Miller Barber | 68 | 69 | 72 | 78 | 287 | 391.09 |
| T62 | Chris Blocker | 69 | 72 | 72 | 74 | 287 | 391.09 |
| T62 | Dick Lotz | 70 | 71 | 72 | 74 | 287 | 391.09 |
| T62 | Orville Moody | 69 | 71 | 75 | 72 | 287 | 391.09 |
| T62 | Barney Thompson | 71 | 69 | 73 | 74 | 287 | 391.09 |
| 68 | Ben Kern | 70 | 71 | 75 | 73 | 289 | 352.55 |
| 69 | Lyn Lott | 72 | 69 | 75 | 75 | 291 | 341.50 |
| WD | George Knudson | 66 | 72 | 79 | | 217 | |
| CUT | Hubert Green | 73 | 69 | | | 142 | |
| CUT | Mark Hayes | 73 | 70 | | | 143 | |
| CUT | Lanny Wadkins | 71 | 73 | | | 144 | |
| CUT | Sam Adams | 74 | 71 | | | 145 | |
| CUT | Arnold Palmer | 74 | 72 | | | 146 | |
| CUT | Rik Massengale | 75 | 73 | | | 148 | |
| CUT | Bruce Devlin | 76 | 74 | | | 150 | |
| DNQ | Wally Armstrong | | | | | | |

# 1975 Greater Greensboro Open

Sedgefield Country Club

| POS | PLAYER | RND 1 | RND 2 | RND 3 | RND 4 | TOTAL | EARNINGS |
|---|---|---|---|---|---|---|---|
| 1 | Tom Weiskopf | 64 | 71 | 72 | 68 | 275 | 45,000.00 |
| 2 | Al Geiberger | 71 | 75 | 66 | 66 | 278 | 25,650.00 |
| 3 | Jerry McGee | 77 | 67 | 68 | 68 | 280 | 15,975.00 |
| 4 | Lee Trevino | 71 | 70 | 72 | 68 | 281 | 10,575.00 |
| 5 | Dave Hill | 67 | 73 | 72 | 70 | 282 | 9,225.00 |
| T6 | Johnny Miller | 72 | 70 | 70 | 71 | 283 | 7,650.00 |
| T6 | Ken Still | 74 | 68 | 69 | 72 | 283 | 7,650.00 |
| 8 | Maurice Bembridge | 72 | 73 | 70 | 69 | 284 | 6,650.00 |
| T9 | Graham Marsh | 73 | 70 | 72 | 70 | 285 | 5,625.00 |
| T9 | Steve Melnyk | 77 | 70 | 70 | 68 | 285 | 5,625.00 |
| T9 | Mason Rudolph | 73 | 72 | 70 | 70 | 285 | 5,625.00 |
| T12 | Lee Elder | 74 | 73 | 70 | 69 | 286 | 4,218.75 |
| T12 | Lou Graham | 72 | 71 | 73 | 70 | 286 | 4,218.75 |
| T12 | Tony Jacklin | 74 | 70 | 71 | 71 | 286 | 4,218.75 |
| T12 | Chi Chi Rodriguez | 73 | 69 | 73 | 71 | 286 | 4,218.75 |
| T16 | Wally Armstrong | 72 | 76 | 67 | 72 | 287 | 3,262.50 |
| T16 | Forrest Fezler | 75 | 70 | 70 | 72 | 287 | 3,262.50 |
| T16 | Rod Funseth | 76 | 72 | 70 | 69 | 287 | 3,262.50 |
| T16 | Rik Massengale | 73 | 75 | 67 | 72 | 287 | 3,262.50 |
| T20 | Don Bies | 77 | 70 | 72 | 69 | 288 | 2,305.00 |
| T20 | Jerry Heard | 70 | 72 | 72 | 74 | 288 | 2,305.00 |
| T20 | Arnold Palmer | 77 | 73 | 72 | 66 | 288 | 2,305.00 |
| T20 | Tom Watson | 76 | 69 | 74 | 69 | 288 | 2,305.00 |
| T20 | Mike Wynn | 77 | 68 | 72 | 71 | 288 | 2,305.00 |
| T25 | Mike McCullough | 72 | 73 | 75 | 69 | 289 | 1,837.50 |
| T25 | Gil Morgan | 78 | 66 | 71 | 74 | 289 | 1,837.50 |
| T27 | Bud Allin | 70 | 76 | 72 | 72 | 290 | 1,595.00 |
| T27 | Miller Barber | 73 | 71 | 73 | 73 | 290 | 1,595.00 |
| T27 | Gary Groh | 75 | 71 | 69 | 75 | 290 | 1,595.00 |
| T27 | Perry Leslie | 68 | 73 | 77 | 72 | 290 | 1,595.00 |
| T27 | Bobby Nichols | 71 | 71 | 77 | 71 | 290 | 1,595.00 |
| T32 | Billy Casper | 79 | 70 | 70 | 72 | 291 | 1,195.00 |
| T32 | Randy Erskine | 72 | 74 | 72 | 73 | 291 | 1,195.00 |
| T32 | George Johnson | 75 | 74 | 73 | 69 | 291 | 1,195.00 |
| T32 | Bob Menne | 75 | 72 | 71 | 73 | 291 | 1,195.00 |
| T32 | Peter Oosterhuis | 76 | 73 | 71 | 71 | 291 | 1,195.00 |
| T32 | Doug Sanders | 78 | 70 | 70 | 73 | 291 | 1,195.00 |
| T32 | Bob Smith | 73 | 71 | 74 | 73 | 291 | 1,195.00 |
| T32 | Billy Ziobro | 72 | 69 | 78 | 72 | 291 | 1,195.00 |
| T40 | Bobby Cole | 69 | 74 | 76 | 73 | 292 | 945.00 |
| T40 | Gary Player | 76 | 70 | 77 | 69 | 292 | 945.00 |
| T42 | Ron Cerrudo | 72 | 74 | 72 | 75 | 293 | 852.50 |
| T42 | Don January | 74 | 74 | 70 | 75 | 293 | 852.50 |
| T44 | Gibby Gilbert | 72 | 76 | 72 | 74 | 294 | 720.00 |
| T44 | Gene Littler | 75 | 72 | 73 | 74 | 294 | 720.00 |
| T44 | Florentino Molina | 76 | 74 | 77 | 67 | 294 | 720.00 |
| T44 | Eddie Pearce | 76 | 74 | 72 | 72 | 294 | 720.00 |
| T48 | Don Massengale | 72 | 71 | 76 | 76 | 295 | 562.50 |
| T48 | Mac McLendon | 73 | 77 | 71 | 74 | 295 | 562.50 |
| T48 | Bobby Mitchell | 76 | 73 | 71 | 75 | 295 | 562.50 |
| T48 | Mike Morley | 75 | 71 | 75 | 74 | 295 | 562.50 |
| T48 | Terry Wilcox | 77 | 72 | 74 | 72 | 295 | 562.50 |
| T48 | Bert Yancey | 71 | 76 | 72 | 76 | 295 | 562.50 |
| T54 | Jim Dent | 75 | 74 | 71 | 76 | 296 | 495.00 |
| T54 | Joe Inman | 71 | 75 | 78 | 72 | 296 | 495.00 |
| T54 | Tom Kite | 71 | 78 | 71 | 76 | 296 | 495.00 |
| T54 | Jim Simons | 76 | 74 | 76 | 70 | 296 | 495.00 |
| T54 | Bob Wynn | 74 | 76 | 73 | 73 | 296 | 495.00 |
| T59 | Dale Douglass | 75 | 70 | 74 | 78 | 297 | 441.25 |
| T59 | Don Iverson | 78 | 71 | 75 | 73 | 297 | 441.25 |
| T59 | Phil Rodgers | 75 | 73 | 74 | 75 | 297 | 441.25 |
| T59 | Leonard Thompson | 71 | 79 | 76 | 71 | 297 | 441.25 |
| T63 | George Knudson | 75 | 75 | 73 | 75 | 298 | 395.00 |
| T63 | Gary McCord | 78 | 70 | 76 | 74 | 298 | 395.00 |
| T63 | Roy Pace | 76 | 72 | 72 | 78 | 298 | 395.00 |
| T63 | Jim Wiechers | 77 | 73 | 74 | 74 | 298 | 395.00 |
| T67 | George Archer | 76 | 73 | 75 | 75 | 299 | 365.00 |
| T67 | Bob Charles | 76 | 70 | 81 | 72 | 299 | 365.00 |
| 69 | Doug Ford | 76 | 74 | 74 | 76 | 300 | 350.00 |
| T70 | Ken Venturi | 73 | 77 | 78 | 73 | 301 | 113.34 |
| T70 | Allen Miller | 77 | 73 | 73 | 78 | 301 | 113.33 |
| T70 | Ed Sneed | 77 | 72 | 76 | 76 | 301 | 113.33 |
| T73 | Sam Adams | 71 | 74 | 80 | 77 | 302 | |
| T73 | Dave Eichelberger | 74 | 74 | 78 | 76 | 302 | |
| 75 | Danny Edwards | 76 | 74 | 73 | 80 | 303 | |
| 76 | Bob Eastwood | 74 | 75 | 84 | 76 | 309 | |
| CUT | Gay Brewer | 77 | 75 | | | 152 | |
| CUT | Frank Beard | 79 | 74 | | | 153 | |
| CUT | Mark Hayes | 78 | 77 | | | 155 | |
| WD | Raymond Floyd | 75 | 74 | | | 149 | |
| WD | John Mahaffey | 75 | 75 | | | 150 | |
| WD | Fuzzy Zoeller | 83 | 73 | | | 156 | |
| DNQ | Lanny Wadkins | | | | | | |

# 1976 Greater Greensboro Open

Sedgefield Country Club, Greensboro, N.C. Par: 36-35–71, 6,643 Yards  Purse: $230,000 April 1-4, 1976

LEADERS: First round: Gay Brewer (with two eagles) and Jim Wiechers had 5-under-par 66s to lead Lou Graham, Bob Payne and Dave Stockton by one. Second round: Al Geiberger and Mike Hill, with 65s, tied with Miller Barber and Kermit Zarley for the lead at 7-under-par 135; Don Bies, Ron Cerrudo, Bob Menne and Graham were one stroke back. Third round: Geiberger, with his second straight 65, was at 13-under-par 200 and leading by four over Miller Barber and Mike Hill.
CUT: 84 players at 1-over-par 143
WEATHER: Thursday: Course very wet, weather cool and windy. Friday: Course much drier, cold early in day but much more pleasant in afternoon. Saturday: Sunny and warm. Sunday: Sunny early, but threat of thunderstorms brought about suspension at 1:18 p.m. Play resumed at 2:05 for 47-minute delay. Cloudy rest of day.
PRO-AMATEUR: $7,500. Individual, Bobby Nichols, 63, $750. Team, Wally Armstrong, 53, $750.

## Winner: Al Geiberger 70-65-65-68-268 $46,000.00

| POS | PLAYER | RND 1 | RND 2 | RND 3 | RND 4 | TOTAL | EARNINGS |
|---|---|---|---|---|---|---|---|
| 1 | Al Geiberger | 70 | 65 | 65 | 68 | 268 | 46,000.00 |
| 2 | Lee Trevino | 68 | 71 | 66 | 65 | 270 | 26,220.00 |
| 3 | Miller Barber | 68 | 67 | 69 | 67 | 271 | 16,330.00 |
| T4 | George Burns | 69 | 68 | 70 | 66 | 273 | 10,120.00 |
| T4 | Lou Graham | 67 | 69 | 70 | 67 | 273 | 10,120.00 |
| T6 | Bob Menne | 69 | 67 | 69 | 69 | 274 | 7,475.00 |
| T6 | Eddie Pearce | 71 | 68 | 70 | 65 | 274 | 7,475.00 |
| T6 | Tom Weiskopf | 69 | 68 | 68 | 69 | 274 | 7,475.00 |
| 9 | Dave Stockton | 67 | 74 | 66 | 68 | 275 | 6,210.00 |
| T10 | Ron Cerrudo | 69 | 67 | 70 | 70 | 276 | 4,715.00 |
| T10 | Mark Hayes | 70 | 67 | 68 | 71 | 276 | 4,715.00 |
| T10 | Mike Hill | 70 | 65 | 69 | 72 | 276 | 4,715.00 |
| T10 | Stan Lee | 72 | 69 | 65 | 70 | 276 | 4,715.00 |
| T10 | Gene Littler | 73 | 68 | 67 | 68 | 276 | 4,715.00 |
| T10 | Victor Regalado | 72 | 68 | 69 | 67 | 276 | 4,715.00 |
| T16 | Gay Brewer | 66 | 75 | 66 | 70 | 277 | 3,220.00 |
| T16 | Raymond Floyd | 70 | 70 | 71 | 66 | 277 | 3,220.00 |
| T16 | Mike Morley | 74 | 67 | 64 | 72 | 277 | 3,220.00 |
| T16 | Bobby Nichols | 76 | 67 | 68 | 66 | 277 | 3,220.00 |
| T16 | John Schlee | 70 | 67 | 69 | 71 | 277 | 3,220.00 |
| T21 | Don Bies | 68 | 68 | 72 | 70 | 278 | 2,185.00 |
| T21 | Bruce Crampton | 70 | 68 | 69 | 71 | 278 | 2,185.00 |
| T21 | Terry Diehl | 70 | 70 | 70 | 68 | 278 | 2,185.00 |
| T21 | Bobby Walzel | 72 | 69 | 69 | 68 | 278 | 2,185.00 |
| T21 | Kermit Zarley | 68 | 67 | 74 | 69 | 278 | 2,185.00 |
| T26 | Jim Masserio | 72 | 70 | 66 | 71 | 279 | 1,667.50 |
| T26 | Mac McLendon | 70 | 69 | 70 | 70 | 279 | 1,667.50 |
| T26 | Allen Miller | 68 | 70 | 70 | 71 | 279 | 1,667.50 |
| T26 | Mason Rudolph | 73 | 70 | 73 | 63 | 279 | 1,667.50 |
| T26 | Lanny Wadkins | 69 | 68 | 72 | 70 | 279 | 1,667.50 |
| T26 | DeWitt Weaver | 68 | 73 | 68 | 70 | 279 | 1,667.50 |
| T32 | Butch Baird | 71 | 70 | 67 | 72 | 280 | 1,219.00 |
| T32 | Gibby Gilbert | 70 | 71 | 69 | 70 | 280 | 1,219.00 |
| T32 | Bob Goalby | 70 | 71 | 68 | 71 | 280 | 1,219.00 |
| T32 | Andy North | 70 | 68 | 74 | 68 | 280 | 1,219.00 |
| T32 | John Schroeder | 69 | 71 | 72 | 68 | 280 | 1,219.00 |
| T32 | Art Wall | 74 | 69 | 69 | 68 | 280 | 1,219.00 |
| T32 | Jim Wiechers | 66 | 71 | 72 | 71 | 280 | 1,219.00 |
| T32 | Fuzzy Zoeller | 70 | 70 | 66 | 74 | 280 | 1,219.00 |
| T40 | Rod Funseth | 69 | 72 | 71 | 69 | 281 | 851.00 |
| T40 | Joe Inman | 72 | 70 | 68 | 71 | 281 | 851.00 |
| T40 | Don January | 71 | 71 | 72 | 67 | 281 | 851.00 |
| T40 | Lyn Lott | 74 | 67 | 68 | 72 | 281 | 851.00 |
| T40 | Peter Oosterhuis | 72 | 71 | 70 | 68 | 281 | 851.00 |
| T40 | Gary Player | 72 | 67 | 70 | 72 | 281 | 851.00 |
| T40 | Doug Sanders | 71 | 68 | 72 | 70 | 281 | 851.00 |
| T47 | Lee Elder | 71 | 71 | 70 | 70 | 282 | 605.00 |
| T47 | Tony Jacklin | 71 | 69 | 70 | 72 | 282 | 605.00 |
| T47 | Grier Jones | 73 | 70 | 68 | 71 | 282 | 605.00 |
| T47 | Gary McCord | 72 | 69 | 71 | 70 | 282 | 605.00 |
| T47 | Jerry Pate | 71 | 72 | 68 | 71 | 282 | 605.00 |
| T52 | Bob Charles | 70 | 73 | 70 | 70 | 283 | 534.75 |
| T52 | Bob Gilder | 70 | 73 | 74 | 66 | 283 | 534.75 |
| T52 | Sam Snead | 73 | 70 | 70 | 70 | 283 | 534.75 |
| T52 | Ed Sneed | 71 | 72 | 68 | 72 | 283 | 534.75 |
| T56 | Andy Bean | 72 | 71 | 70 | 71 | 284 | 465.75 |
| T56 | Billy Casper | 71 | 71 | 72 | 70 | 284 | 465.75 |
| T56 | Dave Hill | 70 | 69 | 76 | 69 | 284 | 465.75 |
| T56 | Larry Nelson | 70 | 72 | 74 | 68 | 284 | 465.75 |
| T56 | Bob Payne | 67 | 70 | 73 | 74 | 284 | 465.75 |
| T56 | Leonard Thompson | 73 | 69 | 69 | 73 | 284 | 465.75 |
| T56 | Carlton White | 70 | 70 | 72 | 72 | 284 | 465.75 |
| T56 | Mike Wynn | 72 | 71 | 73 | 68 | 284 | 465.75 |
| 64 | Bruce Lietzke | 69 | 69 | 71 | 76 | 285 | 414.00 |
| T65 | Jim Jamieson | 70 | 73 | 71 | 72 | 286 | 396.50 |
| T65 | Artie McNickle | 73 | 68 | 74 | 71 | 286 | 396.50 |
| T67 | Jim Colbert | 71 | 72 | 72 | 72 | 287 | 289.80 |
| T67 | Dale Hayes | 75 | 67 | 74 | 71 | 287 | 289.80 |
| T67 | Larry Hinson | 72 | 67 | 75 | 73 | 287 | 289.80 |
| T67 | Dick Lotz | 70 | 72 | 73 | 72 | 287 | 289.80 |
| T67 | J.C. Snead | 70 | 71 | 74 | 72 | 287 | 289.80 |
| T72 | David Canipe | 72 | 71 | 73 | 72 | 288 | |
| T72 | Bob Erickson | 73 | 70 | 70 | 75 | 288 | |
| T74 | Jim Dent | 72 | 70 | 74 | 73 | 289 | |
| T74 | Ed Dougherty | 69 | 73 | 69 | 78 | 289 | |
| T74 | Mark Pfeil | 72 | 70 | 75 | 72 | 289 | |
| T74 | Bob Shaw | 74 | 67 | 72 | 76 | 289 | |
| T78 | Wally Armstrong | 74 | 69 | 73 | 74 | 290 | |
| T78 | Bruce Fleisher | 71 | 69 | 74 | 76 | 290 | |
| T78 | Ross Randall | 72 | 71 | 74 | 73 | 290 | |
| T78 | David Smith | 71 | 72 | 72 | 75 | 290 | |
| 82 | Frank Beard | 73 | 70 | 72 | 76 | 291 | |
| 83 | Dave Eichelberger | 71 | 72 | 75 | 76 | 294 | |
| WD | Bob Dickson | 72 | 70 | 74 | | 216 | |
| CUT | Danny Edwards | 72 | 72 | | | 144 | |
| CUT | Don Pooley | 77 | 70 | | | 147 | |
| CUT | Rik Massengale | 73 | 76 | | | 149 | |
| WD | Bobby Wadkins | 78 | | | | 78 | |
| DNQ | Sam Adams | | | | | | |
| DNQ | Tom Purtzer | | | | | | |

# 1977 Greater Greensboro Open

Forest Oaks Country Club, Greensboro, NC Par: 36-36–72. Yards: 6,984 Purse: $235,000 March 31-April 3, 1977

LEADERS: First round: Andy Bean's 5-under 67 led George Burns and Danny Edwards by one. Second round: Edwards, Hale Irwin and Larry Nelson were tied at 8-under 136, Rik Massengale was at 138, and Irwin and Nelson set course records with 65s. Third round: Edwards, with his third straight 68, was at 204 and led by four over Nelson and Burns.
CUT: 71 players at 3-over-par 147.
PRO-AMATEUR: $1,500. Individual-George Burns and John Lister, 59, each $675. Team-Lanny Wadkins, 53, $750.

**Winner: DANNY EDWARDS 68-68-68-72-276 $47,000.00**

| POS | PLAYER | RND 1 | RND 2 | RND 3 | RND 4 | TOTAL | EARNINGS |
|---|---|---|---|---|---|---|---|
| 1 | Danny Edwards | 68 | 68 | 68 | 72 | 276 | 47,000.00 |
| T2 | George Burns | 68 | 72 | 68 | 72 | 280 | 21,737.50 |
| T2 | Larry Nelson | 70 | 66 | 72 | 72 | 280 | 21,737.50 |
| 4 | Grier Jones | 72 | 70 | 70 | 69 | 281 | 11,045.00 |
| 5 | Gil Morgan | 71 | 70 | 71 | 70 | 282 | 9,635.00 |
| T6 | Rik Massengale | 71 | 67 | 74 | 71 | 283 | 7,990.00 |
| T6 | Howard Twitty | 74 | 73 | 69 | 67 | 283 | 7,990.00 |
| T8 | George Cadle | 74 | 69 | 71 | 70 | 284 | 5,659.67 |
| T8 | Jim Colbert | 74 | 73 | 70 | 67 | 284 | 5,659.67 |
| T8 | Ed Dougherty | 75 | 69 | 71 | 69 | 284 | 5,659.66 |
| T8 | Al Geiberger | 71 | 72 | 70 | 71 | 284 | 5,659.66 |
| T8 | Hale Irwin | 70 | 66 | 73 | 75 | 284 | 5,659.66 |
| T8 | Andy North | 72 | 69 | 72 | 71 | 284 | 5,659.66 |
| T14 | Miller Barber | 72 | 71 | 71 | 71 | 285 | 3,642.50 |
| T14 | Lee Elder | 74 | 72 | 70 | 69 | 285 | 3,642.50 |
| T14 | Peter Jacobsen | 72 | 70 | 72 | 71 | 285 | 3,642.50 |
| T14 | Mike McCullough | 72 | 74 | 73 | 66 | 285 | 3,642.50 |
| T14 | Gary Player | 71 | 74 | 72 | 68 | 285 | 3,642.50 |
| T14 | Fuzzy Zoeller | 72 | 74 | 69 | 70 | 285 | 3,642.50 |
| T20 | Andy Bean | 67 | 76 | 69 | 74 | 286 | 2,266.00 |
| T20 | Raymond Floyd | 73 | 71 | 70 | 72 | 286 | 2,266.00 |
| T20 | Jim Knoll | 73 | 74 | 68 | 71 | 286 | 2,266.00 |
| T20 | Jim Masserio | 74 | 71 | 72 | 69 | 286 | 2,266.00 |
| T20 | Jerry McGee | 73 | 73 | 70 | 70 | 286 | 2,266.00 |
| T20 | Bobby Walzel | 73 | 70 | 74 | 69 | 286 | 2,266.00 |
| T20 | Bob Zender | 72 | 73 | 69 | 72 | 286 | 2,266.00 |
| T27 | Tom Kite | 76 | 71 | 73 | 67 | 287 | 1,703.75 |
| T27 | Mike Morley | 75 | 70 | 74 | 68 | 287 | 1,703.75 |
| T27 | Bill Rogers | 73 | 73 | 73 | 68 | 287 | 1,703.75 |
| T27 | Leonard Thompson | 74 | 71 | 69 | 73 | 287 | 1,703.75 |
| T31 | Tommy Aaron | 74 | 72 | 70 | 72 | 288 | 1,276.89 |
| T31 | Billy Casper | 73 | 73 | 69 | 73 | 288 | 1,276.89 |
| T31 | Vicente Fernandez | 73 | 73 | 74 | 68 | 288 | 1,276.89 |
| T31 | Mike Hill | 73 | 71 | 74 | 70 | 288 | 1,276.89 |
| T31 | Tom Jenkins | 73 | 72 | 68 | 75 | 288 | 1,276.89 |
| T31 | Roger Maltbie | 72 | 70 | 73 | 73 | 288 | 1,276.89 |
| T31 | John Schlee | 71 | 72 | 73 | 72 | 288 | 1,276.89 |
| T31 | Ken Still | 74 | 68 | 74 | 72 | 288 | 1,276.89 |
| T31 | Rod Curl | 74 | 71 | 68 | 75 | 288 | 1,276.88 |
| T40 | Terry Diehl | 74 | 71 | 71 | 73 | 289 | 822.45 |
| T40 | Bob Gilder | 72 | 72 | 72 | 73 | 289 | 822.45 |
| T40 | Bill Mallon | 69 | 76 | 75 | 69 | 289 | 822.45 |
| T40 | Bob Wynn | 72 | 75 | 73 | 69 | 289 | 822.45 |
| T40 | George Archer | 75 | 72 | 73 | 69 | 289 | 822.44 |
| T40 | Butch Baird | 70 | 77 | 71 | 71 | 289 | 822.44 |
| T40 | Bob Dickson | 73 | 72 | 73 | 71 | 289 | 822.44 |
| T40 | John Lister | 75 | 68 | 76 | 70 | 289 | 822.44 |
| T40 | Graham Marsh | 77 | 68 | 73 | 71 | 289 | 822.44 |
| T49 | Dale Douglass | 72 | 74 | 70 | 74 | 290 | 578.20 |
| T49 | Jay Haas | 76 | 71 | 69 | 74 | 290 | 578.20 |
| T49 | Gene Littler | 78 | 67 | 69 | 76 | 290 | 578.20 |
| T49 | Steve Melnyk | 75 | 71 | 71 | 73 | 290 | 578.20 |
| T49 | Victor Regalado | 74 | 73 | 70 | 73 | 290 | 578.20 |
| T54 | Dave Eichelberger | 75 | 71 | 74 | 71 | 291 | 528.67 |
| T54 | Kermit Zarley | 79 | 68 | 71 | 73 | 291 | 528.67 |
| T54 | Jim Simons | 73 | 72 | 72 | 74 | 291 | 528.66 |
| T57 | Gay Brewer | 74 | 73 | 72 | 73 | 292 | 499.50 |
| T57 | Randy Erskine | 75 | 70 | 75 | 72 | 292 | 499.50 |
| T59 | Bob Goalby | 75 | 71 | 74 | 73 | 293 | 464.00 |
| T59 | Ed Sabo | 75 | 72 | 74 | 72 | 293 | 464.00 |
| T59 | Bob Smith | 74 | 73 | 71 | 75 | 293 | 464.00 |
| T59 | Ed Sneed | 73 | 68 | 79 | 73 | 293 | 464.00 |
| T63 | John Gentile | 72 | 73 | 76 | 73 | 294 | 429.00 |
| T63 | Bobby Nichols | 74 | 73 | 71 | 76 | 294 | 429.00 |
| T63 | Gary Hallberg - a | 73 | 71 | 76 | 74 | 294 | |
| T66 | Mark Alwin | 72 | 74 | 75 | 74 | 295 | 393.75 |
| T66 | Jim Dent | 74 | 72 | 79 | 70 | 295 | 393.75 |
| T66 | Jim Jamieson | 73 | 74 | 74 | 74 | 295 | 393.75 |
| T66 | George Johnson | 78 | 69 | 73 | 75 | 295 | 393.75 |
| DQ | Billy Kratzert | 72 | 73 | 74 | | 219 | |
| CUT | Tom Purtzer | 76 | 72 | | | 148 | |
| CUT | Frank Beard | 78 | 71 | | | 149 | |
| CUT | John Jacobs | 75 | 74 | | | 149 | |
| CUT | Woody Blackburn | 72 | 79 | | | 151 | |
| CUT | Lanny Wadkins | 72 | 79 | | | 151 | |
| CUT | Sam Adams | 78 | 74 | | | 152 | |
| WD | Peter Oosterhuis | 71 | 74 | | | 145 | |

# 1978 Greater Greensboro Open

Forest Oaks Country Club, Greensboro, NC Par: 36-36–72. Yards: 6,984 Purse: $240,000, March 30-April 2, 1978

LEADERS: First round: Florentino Molina with a 6-under 66 led Wally Armstrong by one. Second round: Molina and Armstrong were tied at 7-under 137, with Jack Renner at 138. Third round: Armstrong and Renner were tied by Dave Eichelberger at 5-under 211. Alan Tapie was at 212.
CUT: 70 professionals and two amateurs at 3-over 147.
PRO-AMATEUR: $7,500. Individual-Graham Marsh and Mike Morley, 66, $675. Team-Dave Eichelberger, 54, $750.
WEATHER: Sunny and warm each day, but on Saturday winds gusted to 30 mph.

### Winner: SEVERIANO BALLESTEROS 72-75-69-66-282 $48,000.00

| POS | PLAYER | RND 1 | RND 2 | RND 3 | RND 4 | TOTAL | EARNINGS |
|---|---|---|---|---|---|---|---|
| 1 | Seve Ballesteros | 72 | 75 | 69 | 66 | 282 | 48,000.00 |
| T2 | Jack Renner | 71 | 67 | 73 | 72 | 283 | 22,200.00 |
| T2 | Fuzzy Zoeller | 72 | 71 | 71 | 69 | 283 | 22,200.00 |
| 4 | Craig Stadler | 71 | 70 | 73 | 70 | 284 | 11,280.00 |
| T5 | Wally Armstrong | 67 | 70 | 74 | 74 | 285 | 6,760.00 |
| T5 | Dave Eichelberger | 69 | 71 | 71 | 74 | 285 | 6,760.00 |
| T5 | Lee Elder | 70 | 71 | 73 | 71 | 285 | 6,760.00 |
| T5 | Florentino Molina | 66 | 71 | 77 | 71 | 285 | 6,760.00 |
| T5 | Bob Shearer | 69 | 71 | 77 | 68 | 285 | 6,760.00 |
| T5 | Tim Simpson | 71 | 72 | 73 | 69 | 285 | 6,760.00 |
| T5 | Alan Tapie | 72 | 68 | 72 | 73 | 285 | 6,760.00 |
| T5 | Bobby Wadkins | 72 | 71 | 74 | 68 | 285 | 6,760.00 |
| T5 | Lanny Wadkins | 70 | 72 | 73 | 70 | 285 | 6,760.00 |
| T14 | Tommy Aaron | 74 | 71 | 70 | 71 | 286 | 3,840.00 |
| T14 | Peter Jacobsen | 70 | 69 | 78 | 69 | 286 | 3,840.00 |
| T14 | Gene Littler | 68 | 74 | 72 | 72 | 286 | 3,840.00 |
| T14 | Orville Moody | 73 | 74 | 70 | 69 | 286 | 3,840.00 |
| T14 | Bob Payne | 72 | 72 | 73 | 69 | 286 | 3,840.00 |
| T19 | Rex Caldwell | 72 | 71 | 72 | 72 | 287 | 2,352.00 |
| T19 | Barry Jaeckel | 72 | 72 | 74 | 69 | 287 | 2,352.00 |
| T19 | Mark Lye | 76 | 69 | 72 | 70 | 287 | 2,352.00 |
| T19 | John Mahaffey | 71 | 69 | 75 | 72 | 287 | 2,352.00 |
| T19 | Roger Maltbie | 68 | 76 | 74 | 69 | 287 | 2,352.00 |
| T19 | Graham Marsh | 72 | 71 | 75 | 69 | 287 | 2,352.00 |
| T19 | Gary Player | 74 | 73 | 72 | 68 | 287 | 2,352.00 |
| T19 | Tom Purtzer | 69 | 72 | 77 | 69 | 287 | 2,352.00 |
| T19 | Leonard Thompson | 77 | 69 | 70 | 71 | 287 | 2,352.00 |
| T28 | Danny Edwards | 76 | 69 | 71 | 72 | 288 | 1,704.00 |
| T28 | Al Geiberger | 72 | 71 | 76 | 69 | 288 | 1,704.00 |
| T28 | Allen Miller | 71 | 74 | 74 | 69 | 288 | 1,704.00 |
| T31 | Jim Colbert | 74 | 72 | 72 | 71 | 289 | 1,455.00 |
| T31 | Rod Curl | 71 | 71 | 76 | 71 | 289 | 1,455.00 |
| T31 | Forrest Fezler | 68 | 76 | 74 | 71 | 289 | 1,455.00 |
| T31 | Artie McNickle | 73 | 71 | 73 | 72 | 289 | 1,455.00 |
| T31 | David Edwards - a | 72 | 71 | 74 | 72 | 289 | |
| T36 | George Burns | 74 | 71 | 73 | 72 | 290 | 1,236.00 |
| T36 | Phillip Hancock | 72 | 71 | 78 | 69 | 290 | 1,236.00 |
| T36 | Peter Oosterhuis | 74 | 69 | 74 | 73 | 290 | 1,236.00 |
| T39 | Jim Dent | 73 | 72 | 74 | 72 | 291 | 866.00 |
| T39 | Keith Fergus | 75 | 72 | 71 | 73 | 291 | 866.00 |
| T39 | Lon Hinkle | 69 | 76 | 76 | 70 | 291 | 866.00 |
| T39 | Tom Jenkins | 73 | 69 | 76 | 73 | 291 | 866.00 |
| T39 | Gary Koch | 70 | 76 | 68 | 77 | 291 | 866.00 |
| T39 | Lee Mikles | 70 | 73 | 74 | 74 | 291 | 866.00 |
| T39 | Jack Newton | 74 | 71 | 76 | 70 | 291 | 866.00 |
| T39 | Mark Pfeil | 73 | 71 | 75 | 72 | 291 | 866.00 |
| T39 | Joe Porter | 72 | 72 | 76 | 71 | 291 | 866.00 |
| T39 | J.C. Snead | 70 | 75 | 74 | 72 | 291 | 866.00 |
| T39 | Bob Wynn | 73 | 74 | 72 | 72 | 291 | 866.00 |
| T39 | Bob Zender | 72 | 72 | 75 | 72 | 291 | 866.00 |
| T51 | Bob Byman | 71 | 72 | 77 | 72 | 292 | 576.00 |
| T51 | Bob Gilder | 72 | 70 | 79 | 71 | 292 | 576.00 |
| T51 | Calvin Peete | 77 | 68 | 71 | 76 | 292 | 576.00 |
| T51 | John Schlee | 70 | 76 | 74 | 72 | 292 | 576.00 |
| T51 | Kermit Zarley | 71 | 74 | 76 | 71 | 292 | 576.00 |
| 56 | John Lister | 70 | 75 | 73 | 75 | 293 | 540.00 |
| T57 | Lyn Lott | 71 | 74 | 73 | 76 | 294 | 522.00 |
| T57 | Larry Nelson | 71 | 76 | 74 | 73 | 294 | 522.00 |
| T57 | Vance Heafner - a | 69 | 75 | 76 | 74 | 294 | |
| T60 | Frank Beard | 71 | 75 | 75 | 74 | 295 | 486.00 |
| T60 | Woody Blackburn | 70 | 77 | 70 | 78 | 295 | 486.00 |
| T60 | Ken Still | 71 | 72 | 77 | 75 | 295 | 486.00 |
| T60 | Dave Stockton | 75 | 71 | 72 | 77 | 295 | 486.00 |
| T64 | Sam Adams | 74 | 73 | 75 | 74 | 296 | 450.00 |
| T64 | David Thore | 68 | 77 | 75 | 76 | 296 | 450.00 |
| T66 | George Cadle | 73 | 74 | 79 | 72 | 298 | 420.00 |
| T66 | Gibby Gilbert | 73 | 72 | 77 | 76 | 298 | 420.00 |
| T66 | Don Pooley | 74 | 73 | 76 | 75 | 298 | 420.00 |
| 69 | Jim Chancey | 70 | 76 | 79 | 74 | 299 | 396.00 |
| T70 | Vicente Fernandez | 72 | 72 | 76 | 80 | 300 | 378.00 |
| T70 | Mike Schlueter | 73 | 74 | 78 | 75 | 300 | 378.00 |
| 72 | Dwight Nevil | 76 | 71 | 77 | 77 | 301 | 360.00 |
| CUT | Rik Massengale | 75 | 75 | | | 150 | |
| CUT | Gay Brewer | 75 | 76 | | | 151 | |
| CUT | Jay Haas | 75 | 76 | | | 151 | |
| WD | Andy Bean | 75 | | | | 75 | |
| WD | Curtis Strange | 79 | | | | 79 | |

# 1979 Greater Greensboro Open

Forest Oaks Country Club, Greensboro, N. C. Par: 36-36–72 Yards: 6,984 Purse: $250,000, April 5-8, 1979

LEADERS: First round: Jack Renner, Bobby Walzel, Jim Thorpe, Tom Kite and Keith Fergus each shot a 4-under 68 to lead Bob Eastwood and Barney Thompson by one stroke. Second round: Renner's 1-under 71 took the lead at 5-under 139. Barney Thompson was next at 140. Third round: Renner's 70 for 7-under 209 led Bobby Wadkins by one.
CUT: 77 players at 5-over 149.
PRO-AMATEUR: Canceled by heavy rains.
WEATHER: Sunny and warm Thursday; colder and windy on Friday. Saturday was sunny, cool and not as windy as Friday. Sunday was sunny and warm.

**Winner: RAY FLOYD 73-71-71-67-282 $45.000.00**

| POS | PLAYER | RND 1 | RND 2 | RND 3 | RND 4 | TOTAL | EARNINGS |
|---|---|---|---|---|---|---|---|
| 1 | Raymond Floyd | 73 | 71 | 71 | 67 | 282 | 45,000.00 |
| T2 | George Burns | 73 | 71 | 69 | 70 | 283 | 22,000.00 |
| T2 | Gary Player | 70 | 71 | 71 | 71 | 283 | 22,000.00 |
| 4 | Bobby Wadkins | 70 | 73 | 67 | 74 | 284 | 12,000.00 |
| 5 | Rex Caldwell | 70 | 74 | 71 | 72 | 287 | 10,000.00 |
| T6 | Lee Elder | 73 | 73 | 69 | 73 | 288 | 8,375.00 |
| T6 | Tom Purtzer | 70 | 71 | 72 | 75 | 288 | 8,375.00 |
| T6 | Doug Tewell | 72 | 74 | 71 | 71 | 288 | 8,375.00 |
| T9 | Jack Renner | 68 | 71 | 70 | 80 | 289 | 6,750.00 |
| T9 | Curtis Strange | 71 | 75 | 71 | 72 | 289 | 6,750.00 |
| T9 | Bobby Walzel | 68 | 75 | 74 | 72 | 289 | 6,750.00 |
| T12 | Seve Ballesteros | 72 | 74 | 74 | 70 | 290 | 4,750.00 |
| T12 | Bob Eastwood | 69 | 77 | 72 | 72 | 290 | 4,750.00 |
| T12 | Bob Gilder | 71 | 74 | 71 | 74 | 290 | 4,750.00 |
| T12 | Leonard Thompson | 73 | 76 | 70 | 71 | 290 | 4,750.00 |
| T12 | Jim Thorpe | 68 | 75 | 71 | 76 | 290 | 4,750.00 |
| T12 | Fuzzy Zoeller | 70 | 74 | 74 | 72 | 290 | 4,750.00 |
| T18 | Miller Barber | 70 | 73 | 74 | 74 | 291 | 2,937.50 |
| T18 | Jim Chancey | 73 | 71 | 76 | 71 | 291 | 2,937.50 |
| T18 | Marty Fleckman | 73 | 70 | 75 | 73 | 291 | 2,937.50 |
| T18 | Jay Haas | 76 | 70 | 76 | 69 | 291 | 2,937.50 |
| T18 | Joe Inman | 71 | 72 | 74 | 74 | 291 | 2,937.50 |
| T18 | Bobby Nichols | 71 | 76 | 72 | 72 | 291 | 2,937.50 |
| T18 | Craig Stadler | 72 | 74 | 72 | 73 | 291 | 2,937.50 |
| T18 | Tommy Valentine | 73 | 72 | 71 | 75 | 291 | 2,937.50 |
| T26 | Dave Eichelberger | 71 | 73 | 72 | 76 | 292 | 1,737.50 |
| T26 | Peter Jacobsen | 72 | 73 | 77 | 70 | 292 | 1,737.50 |
| T26 | Gene Littler | 76 | 72 | 72 | 72 | 292 | 1,737.50 |
| T26 | Gary McCord | 72 | 73 | 73 | 74 | 292 | 1,737.50 |
| T26 | Artie McNickle | 74 | 73 | 72 | 73 | 292 | 1,737.50 |
| T26 | Mike Morley | 70 | 78 | 72 | 72 | 292 | 1,737.50 |
| T26 | Jim Simons | 74 | 73 | 73 | 72 | 292 | 1,737.50 |
| T26 | Howard Twitty | 71 | 72 | 74 | 75 | 292 | 1,737.50 |
| T34 | Jim Dent | 71 | 73 | 74 | 75 | 293 | 1,290.00 |
| T34 | Morris Hatalsky | 72 | 74 | 75 | 72 | 293 | 1,290.00 |
| T34 | Hale Irwin | 70 | 76 | 72 | 75 | 293 | 1,290.00 |
| T34 | Bob Lunn | 73 | 74 | 72 | 74 | 293 | 1,290.00 |
| T34 | Florentino Molina | 73 | 76 | 72 | 72 | 293 | 1,290.00 |
| T39 | Keith Fergus | 68 | 79 | 75 | 72 | 294 | 1,025.00 |
| T39 | Gibby Gilbert | 75 | 73 | 74 | 72 | 294 | 1,025.00 |
| T39 | Barry Jaeckel | 72 | 75 | 71 | 76 | 294 | 1,025.00 |
| T39 | Graham Marsh | 74 | 74 | 74 | 72 | 294 | 1,025.00 |
| T39 | Mike Sullivan | 74 | 75 | 70 | 75 | 294 | 1,025.00 |
| T44 | Nick Faldo | 75 | 74 | 74 | 72 | 295 | 737.86 |
| T44 | Al Geiberger | 71 | 76 | 75 | 73 | 295 | 737.86 |
| T44 | Jack Newton | 73 | 76 | 73 | 73 | 295 | 737.86 |
| T44 | Mike Reid | 72 | 74 | 76 | 73 | 295 | 737.86 |
| T44 | Tom Weiskopf | 71 | 76 | 75 | 73 | 295 | 737.86 |
| T44 | Bob Charles | 73 | 73 | 74 | 75 | 295 | 737.85 |
| T44 | Dennis Sullivan | 73 | 75 | 72 | 75 | 295 | 737.85 |
| T51 | George Cadle | 71 | 77 | 73 | 75 | 296 | 585.00 |
| T51 | Vance Heafner | 71 | 73 | 70 | 82 | 296 | 585.00 |
| T51 | Tom Kite | 68 | 75 | 76 | 77 | 296 | 585.00 |
| T51 | Eddie Pearce | 73 | 76 | 71 | 76 | 296 | 585.00 |
| T51 | Ron Streck | 74 | 72 | 76 | 74 | 296 | 585.00 |
| T51 | Barney Thompson | 69 | 71 | 75 | 81 | 296 | 585.00 |
| T51 | Lanny Wadkins | 72 | 74 | 73 | 77 | 296 | 585.00 |
| T58 | Bobby Cole | 73 | 75 | 73 | 76 | 297 | 545.00 |
| T58 | Rod Curl | 71 | 77 | 73 | 76 | 297 | 545.00 |
| T58 | Lou Graham | 75 | 74 | 78 | 70 | 297 | 545.00 |
| T58 | Wally Kuchar | 74 | 73 | 74 | 76 | 297 | 545.00 |
| T58 | Rik Massengale | 74 | 73 | 76 | 74 | 297 | 545.00 |
| T58 | Orville Moody | 75 | 74 | 75 | 73 | 297 | 545.00 |
| T58 | Dave Stockton | 71 | 77 | 72 | 77 | 297 | 545.00 |
| 65 | Lindy Miller | 73 | 76 | 75 | 74 | 298 | 525.00 |
| T66 | Dale Douglass | 75 | 74 | 75 | 75 | 299 | 510.00 |
| T66 | Jack Ferenz | 75 | 74 | 78 | 72 | 299 | 510.00 |
| T66 | Gary Koch | 72 | 76 | 72 | 79 | 299 | 510.00 |
| T66 | Lee Mikles | 71 | 77 | 74 | 77 | 299 | 510.00 |
| T66 | Cesar Sanudo | 74 | 74 | 77 | 74 | 299 | 510.00 |
| 71 | Kermit Zarley | 75 | 73 | 78 | 74 | 300 | 495.00 |
| 72 | David Edwards | 72 | 77 | 80 | 72 | 301 | 490.00 |
| 73 | Brad Bryant | 74 | 74 | 74 | 80 | 302 | 485.00 |
| T74 | Bob Leaver | 71 | 78 | 78 | 77 | 304 | 477.50 |
| T74 | Greg Powers | 71 | 74 | 78 | 81 | 304 | 477.50 |
| 76 | Bob Mann | 73 | 75 | 72 | 86 | 306 | 470.00 |
| 77 | Jack Sommers | 73 | 75 | 82 | 77 | 307 | 465.00 |
| CUT | Andy Bean | 77 | 74 | | | 151 | |
| CUT | Scott Simpson | 77 | 74 | | | 151 | |
| CUT | Mark Hayes | 74 | 78 | | | 152 | |
| CUT | Wally Armstrong | 75 | 79 | | | 154 | |
| CUT | Frank Beard | 72 | 83 | | | 155 | |
| CUT | Chip Beck | 78 | 80 | | | 158 | |
| DNQ | John Adams | | | | | | |

# 1980 Greater Greensboro Open

Forest Oaks Country Club, Greensboro, NC  Purse $250,000, Par:36-36–72 Yards:6,984, April 3-6, 1980

LEADERS: First round: Tom Purtzer, with a course-record 8-under 64, held a two-stroke lead over Bob Gilder. Second round: Craig Stadler, at 8-under 136, led by two over Pat McGowan. Five players were at 5-under 139. Third round: Stadler maintained a two-shot lead at 9-under 207. Bill Calfee was two back in second place, while Andy Bean and Dave Stockton were at 6-under 210.
CUT: 80 players (78 pros, two amateurs) at 3-over-par 147.
PRO-AMATEUR: $7,500. Individual, Kermit Zarley, 66, $750. Team, Kermit Zarley, 55, $750.
WEATHER: Mostly sunny each day. Winds about 20-25 mph Saturday, not much of a factor thereafter.

## Winner: CRAIG STADLER 67-69-71-68-275 $45,000.00

| POS | PLAYER | RND 1 | RND 2 | RND 3 | RND 4 | TOTAL | EARNINGS |
|---|---|---|---|---|---|---|---|
| 1 | Craig Stadler | 67 | 69 | 71 | 68 | 275/-13 | 45,000.00 |
| T2 | George Burns | 68 | 74 | 70 | 69 | 281/-7 | 16,500.00 |
| T2 | Billy Kratzert | 70 | 69 | 72 | 70 | 281/-7 | 16,500.00 |
| T2 | Jack Newton | 69 | 71 | 73 | 68 | 281/-7 | 16,500.00 |
| T2 | Jerry Pate | 70 | 74 | 70 | 67 | 281/-7 | 16,500.00 |
| 6 | Jeff Mitchell | 72 | 68 | 72 | 71 | 283/-5 | 9,000.00 |
| T7 | Raymond Floyd | 70 | 69 | 72 | 73 | 284/-4 | 7,531.25 |
| T7 | Morris Hatalsky | 69 | 74 | 72 | 69 | 284/-4 | 7,531.25 |
| T7 | Mike Reid | 70 | 71 | 70 | 73 | 284/-4 | 7,531.25 |
| T7 | Fuzzy Zoeller | 73 | 67 | 71 | 73 | 284/-4 | 7,531.25 |
| T11 | George Archer | 70 | 73 | 72 | 70 | 285/-3 | 5,125.00 |
| T11 | Andy Bean | 70 | 74 | 66 | 75 | 285/-3 | 5,125.00 |
| T11 | Bruce Devlin | 71 | 70 | 71 | 73 | 285/-3 | 5,125.00 |
| T11 | Bob Eastwood | 71 | 69 | 71 | 74 | 285/-3 | 5,125.00 |
| T11 | Al Geiberger | 68 | 74 | 70 | 73 | 285/-3 | 5,125.00 |
| T11 | J.C. Snead | 70 | 73 | 70 | 72 | 285/-3 | 5,125.00 |
| T17 | Bob Gilder | 66 | 74 | 77 | 69 | 286/-2 | 3,625.00 |
| T17 | Peter Oosterhuis | 70 | 75 | 70 | 71 | 286/-2 | 3,625.00 |
| T17 | Mark Pfeil | 71 | 70 | 72 | 73 | 286/-2 | 3,625.00 |
| T17 | Scott Simpson | 73 | 74 | 69 | 70 | 286/-2 | 3,625.00 |
| T21 | Miller Barber | 74 | 69 | 73 | 71 | 287/-1 | 2,600.00 |
| T21 | Roger Calvin | 71 | 74 | 71 | 71 | 287/-1 | 2,600.00 |
| T21 | Danny Edwards | 67 | 73 | 76 | 71 | 287/-1 | 2,600.00 |
| T21 | Dave Eichelberger | 75 | 69 | 74 | 69 | 287/-1 | 2,600.00 |
| T21 | Sandy Lyle | 72 | 67 | 72 | 76 | 287/-1 | 2,600.00 |
| T26 | Rod Curl | 72 | 75 | 70 | 71 | 288/E | 1,631.82 |
| T26 | Keith Fergus | 71 | 71 | 72 | 74 | 288/E | 1,631.82 |
| T26 | Ed Fiori | 71 | 71 | 72 | 74 | 288/E | 1,631.82 |
| T26 | Rod Funseth | 72 | 73 | 73 | 70 | 288/E | 1,631.82 |
| T26 | Phillip Hancock | 71 | 71 | 74 | 72 | 288/E | 1,631.82 |
| T26 | Terry Mauney | 76 | 68 | 75 | 69 | 288/E | 1,631.82 |
| T26 | Jim Simons | 75 | 71 | 70 | 72 | 288/E | 1,631.82 |
| T26 | Tim Simpson | 73 | 68 | 73 | 74 | 288/E | 1,631.82 |
| T26 | Larry Ziegler | 68 | 75 | 70 | 75 | 288/E | 1,631.82 |
| T26 | Bill Calfee | 71 | 70 | 68 | 79 | 288/E | 1,631.81 |
| T26 | Dave Stockton | 69 | 71 | 70 | 78 | 288/E | 1,631.81 |
| T37 | Bud Allin | 75 | 69 | 71 | 74 | 289/1 | 1,075.00 |
| T37 | Ed Dougherty | 68 | 73 | 72 | 76 | 289/1 | 1,075.00 |
| T37 | Lee Elder | 69 | 74 | 73 | 73 | 289/1 | 1,075.00 |
| T37 | Mike Morley | 72 | 73 | 70 | 74 | 289/1 | 1,075.00 |
| T37 | Gary Player | 72 | 70 | 72 | 75 | 289/1 | 1,075.00 |
| T37 | Curtis Strange | 73 | 74 | 70 | 72 | 289/1 | 1,075.00 |
| T37 | Howard Twitty | 69 | 70 | 79 | 71 | 289/1 | 1,075.00 |
| T44 | Brad Bryant | 72 | 74 | 74 | 70 | 290/2 | 777.00 |
| T44 | Peter Jacobsen | 70 | 74 | 74 | 72 | 290/2 | 777.00 |
| T44 | Gary Koch | 71 | 75 | 74 | 70 | 290/2 | 777.00 |
| T44 | Dan Pohl | 71 | 72 | 74 | 73 | 290/2 | 777.00 |
| T44 | Tom Purtzer | 64 | 78 | 77 | 71 | 290/2 | 777.00 |
| T49 | Lou Graham | 73 | 71 | 73 | 74 | 291/3 | 640.00 |
| T49 | Joe Hager | 70 | 73 | 73 | 75 | 291/3 | 640.00 |
| T51 | Butch Baird | 71 | 76 | 76 | 69 | 292/4 | 588.34 |
| T51 | Rex Caldwell | 72 | 70 | 76 | 74 | 292/4 | 588.34 |
| T51 | John Fought | 70 | 77 | 71 | 74 | 292/4 | 588.33 |
| T51 | Graham Marsh | 72 | 72 | 71 | 77 | 292/4 | 588.33 |
| T51 | Mark McCumber | 75 | 70 | 72 | 75 | 292/4 | 588.33 |
| T51 | Jack Renner | 73 | 69 | 76 | 74 | 292/4 | 588.33 |
| T57 | Fred Marti | 69 | 77 | 74 | 73 | 293/5 | 560.00 |
| T57 | Pat McGowan | 68 | 70 | 76 | 79 | 293/5 | 560.00 |
| T57 | Ron Streck | 68 | 71 | 75 | 79 | 293/5 | 560.00 |
| T60 | Bobby Cole | 74 | 72 | 75 | 73 | 294/6 | 542.50 |
| T60 | Tom Jenkins | 71 | 75 | 74 | 74 | 294/6 | 542.50 |
| T60 | Steve Melnyk | 74 | 73 | 73 | 74 | 294/6 | 542.50 |
| T60 | Larry Nelson | 68 | 74 | 77 | 75 | 294/6 | 542.50 |
| T64 | John Adams | 75 | 71 | 76 | 73 | 295/7 | 520.00 |
| T64 | Orville Moody | 74 | 73 | 70 | 78 | 295/7 | 520.00 |
| T64 | Doug Tewell | 73 | 72 | 78 | 72 | 295/7 | 520.00 |
| T64 | Jim Thorpe | 73 | 71 | 75 | 76 | 295/7 | 520.00 |
| T64 | Scott Watkins | 72 | 74 | 76 | 73 | 295/7 | 520.00 |
| T69 | Jim Dent | 70 | 74 | 77 | 75 | 296/8 | 495.00 |
| T69 | Jay Haas | 73 | 72 | 78 | 73 | 296/8 | 495.00 |
| T69 | Mark Lye | 75 | 72 | 76 | 73 | 296/8 | 495.00 |
| T69 | Jim Nelford | 70 | 74 | 75 | 77 | 296/8 | 495.00 |
| T69 | Sammy Rachels | 71 | 76 | 72 | 77 | 296/8 | 495.00 |
| 74 | Michael Brannan | 71 | 72 | 81 | 73 | 297/9 | 480.00 |
| 75 | Bob Shearer | 69 | 76 | 77 | 77 | 299/11 | 475.00 |
| T76 | Jaime Gonzalez | 72 | 73 | 83 | 73 | 301/13 | 470.00 |
| T76 | Gary Pinns - a | 72 | 73 | 80 | 76 | 301/13 | |
| T78 | Bob Betley | 70 | 77 | 78 | 77 | 302/14 | 462.50 |
| T78 | Mitch Mooney | 76 | 71 | 78 | 77 | 302/14 | 462.50 |
| 80 | Gary Hallberg - a | 71 | 75 | 79 | 79 | 304/16 | |
| W/D | David Edwards | 73 | | | | 73/-21 | |
| W/D | Bobby Walzel | 75 | | | | 75/-21 | |
| DQ | David Eger | 76 | | | | 76/-21 | |
| W/D | Bob Zender | 77 | | | | 77/-21 | |
| DQ | John Mazza | 78 | | | | 78/-21 | |
| W/D | Marty Fleckman | 83 | | | | 83/-20 | |

# 1981 Greater Greensboro Open

Forest Oaks Country Club, Greensboro, NC  Purse: $300,000 Par: 36-36–72  Yards: 6,984, April 2-5, 1981

LEADERS: First round: Jay Haas and Bill Kratzert, at 4-under par 68, led by one over George Burns, Lee Trevino, Larry Nelson, Leonard Thompson, Tim Norris and Doug Black. Second round: Nelson, with a 68, moved two in front at 7-under 137. Mark Hayes was at 139. Third round: Nelson was at 10-under 206 and Hayes at 207, with Trevino 211.
CUT: 77 players at 4-over-par 146
PRO-AMATEUR: $7,500. Individual-Bill Rogers and Fuzzy Zoeller, 66, each $675. Team-Seve Ballesteros and Gary Player, 54, each $675.
WEATHER: Clear Thursday and Friday with wind gusts Friday; Saturday, partly cloudy.

### Winner: LARRY NELSON 69-68-69-75-281  $54,000.00

| POS | PLAYER | RND 1 | RND 2 | RND 3 | RND 4 | TOTAL | EARNINGS |
|---|---|---|---|---|---|---|---|
| 1 | Larry Nelson | 69 | 68 | 69 | 75 | 281/-7 | 54,000.00 |
| 2 | Mark Hayes | 70 | 69 | 68 | 74 | 281/-7 | 32,400.00 |
| 3 | Nick Faldo | 72 | 73 | 68 | 69 | 282/-6 | 20,400.00 |
| 4 | Lee Trevino | 69 | 72 | 70 | 72 | 283/-5 | 14,400.00 |
| T5 | George Burns | 69 | 76 | 72 | 69 | 286/-2 | 11,400.00 |
| T5 | Ben Crenshaw | 73 | 72 | 70 | 71 | 286/-2 | 11,400.00 |
| T7 | Jay Haas | 68 | 72 | 76 | 71 | 287/-1 | 8,121.43 |
| T7 | Dan Pohl | 71 | 72 | 70 | 74 | 287/-1 | 8,121.43 |
| T7 | Bill Rogers | 75 | 71 | 70 | 71 | 287/-1 | 8,121.43 |
| T7 | Bob Shearer | 73 | 72 | 70 | 72 | 287/-1 | 8,121.43 |
| T7 | Dave Stockton | 74 | 72 | 69 | 72 | 287/-1 | 8,121.43 |
| T7 | Bobby Walzel | 70 | 74 | 70 | 73 | 287/-1 | 8,121.43 |
| T7 | Ed Fiori | 70 | 75 | 68 | 74 | 287/-1 | 8,121.42 |
| T14 | Isao Aoki | 71 | 73 | 72 | 72 | 288/E | 5,550.00 |
| T14 | Craig Stadler | 72 | 72 | 70 | 74 | 288/E | 5,550.00 |
| T16 | Rod Curl | 73 | 72 | 73 | 71 | 289/1 | 4,800.00 |
| T16 | Danny Edwards | 71 | 72 | 72 | 74 | 289/1 | 4,800.00 |
| T16 | Bruce Fleisher | 75 | 71 | 70 | 73 | 289/1 | 4,800.00 |
| T19 | Antonio Cerda | 70 | 75 | 72 | 73 | 290/2 | 3,765.00 |
| T19 | Mike Morley | 75 | 69 | 76 | 70 | 290/2 | 3,765.00 |
| T19 | Jerry Pate | 74 | 74 | 72 | 70 | 290/2 | 3,765.00 |
| T19 | Lanny Wadkins | 70 | 76 | 70 | 74 | 290/2 | 3,765.00 |
| T23 | Vance Heafner | 72 | 75 | 74 | 70 | 291/3 | 2,670.00 |
| T23 | Joe Inman | 72 | 74 | 71 | 74 | 291/3 | 2,670.00 |
| T23 | Tom Jenkins | 74 | 71 | 73 | 73 | 291/3 | 2,670.00 |
| T23 | Jim Simons | 76 | 68 | 69 | 78 | 291/3 | 2,670.00 |
| T23 | Bobby Wadkins | 72 | 75 | 69 | 75 | 291/3 | 2,670.00 |
| T28 | Bob Gilder | 71 | 76 | 74 | 71 | 292/4 | 1,952.15 |
| T28 | John Schroeder | 70 | 75 | 74 | 73 | 292/4 | 1,952.15 |
| T28 | George Archer | 72 | 75 | 67 | 78 | 292/4 | 1,952.14 |
| T28 | Bill Calfee | 72 | 72 | 69 | 79 | 292/4 | 1,952.14 |
| T28 | Jim Dent | 70 | 71 | 75 | 76 | 292/4 | 1,952.14 |
| T28 | Billy Kratzert | 68 | 75 | 72 | 77 | 292/4 | 1,952.14 |
| T28 | Jack Renner | 72 | 76 | 69 | 75 | 292/4 | 1,952.14 |
| T35 | John Fought | 71 | 74 | 73 | 75 | 293/5 | 1,324.50 |
| T35 | Scott Hoch | 72 | 73 | 74 | 74 | 293/5 | 1,324.50 |
| T35 | Barry Jaeckel | 73 | 75 | 73 | 72 | 293/5 | 1,324.50 |
| T35 | Jeff Mitchell | 75 | 69 | 74 | 75 | 293/5 | 1,324.50 |
| T35 | Bob Murphy | 75 | 72 | 70 | 76 | 293/5 | 1,324.50 |
| T35 | Gary Player | 71 | 73 | 73 | 76 | 293/5 | 1,324.50 |
| T35 | Victor Regalado | 72 | 73 | 73 | 75 | 293/5 | 1,324.50 |
| T35 | Tim Simpson | 70 | 77 | 71 | 75 | 293/5 | 1,324.50 |
| T35 | Leonard Thompson | 69 | 71 | 76 | 77 | 293/5 | 1,324.50 |
| T35 | Tom Weiskopf | 71 | 76 | 70 | 76 | 293/5 | 1,324.50 |
| T45 | Seve Ballesteros | 76 | 70 | 73 | 75 | 294/6 | 825.75 |
| T45 | David Edwards | 70 | 76 | 74 | 74 | 294/6 | 825.75 |
| T45 | Peter Jacobsen | 70 | 78 | 76 | 70 | 294/6 | 825.75 |
| T45 | Wayne Levi | 71 | 75 | 77 | 71 | 294/6 | 825.75 |
| T45 | Peter Oosterhuis | 75 | 72 | 74 | 73 | 294/6 | 825.75 |
| T45 | Calvin Peete | 72 | 74 | 71 | 77 | 294/6 | 825.75 |
| T45 | Tom Purtzer | 72 | 74 | 73 | 75 | 294/6 | 825.75 |
| T45 | Barney Thompson | 72 | 74 | 76 | 72 | 294/6 | 825.75 |
| T53 | Greg Norman | 72 | 76 | 72 | 75 | 295/7 | 702.00 |
| T53 | Ron Streck | 74 | 74 | 71 | 76 | 295/7 | 702.00 |
| T55 | Frank Conner | 73 | 73 | 71 | 79 | 296/8 | 681.00 |
| T55 | Lee Elder | 72 | 73 | 75 | 76 | 296/8 | 681.00 |
| T55 | Charlie Gibson | 75 | 70 | 75 | 76 | 296/8 | 681.00 |
| T55 | Andy North | 74 | 74 | 72 | 76 | 296/8 | 681.00 |
| T59 | Lou Graham | 74 | 73 | 72 | 78 | 297/9 | 654.00 |
| T59 | Pat McGowan | 75 | 73 | 73 | 76 | 297/9 | 654.00 |
| T59 | Tim Norris | 69 | 77 | 75 | 76 | 297/9 | 654.00 |
| T59 | J.C. Snead | 73 | 73 | 75 | 76 | 297/9 | 654.00 |
| T59 | Doug Tewell | 74 | 72 | 73 | 78 | 297/9 | 654.00 |
| T64 | Bud Allin | 74 | 73 | 76 | 75 | 298/10 | 630.00 |
| T64 | Fred Couples | 72 | 75 | 78 | 73 | 298/10 | 630.00 |
| T64 | Skip Dunaway | 72 | 76 | 74 | 76 | 298/10 | 630.00 |
| T67 | Eddie Pearce | 75 | 72 | 75 | 77 | 299/11 | 609.00 |
| T67 | Mark Pfeil | 71 | 76 | 75 | 77 | 299/11 | 609.00 |
| T67 | Cesar Sanudo | 78 | 69 | 75 | 77 | 299/11 | 609.00 |
| T67 | D.A. Weibring | 74 | 74 | 75 | 76 | 299/11 | 609.00 |
| T71 | Doug Black | 69 | 78 | 76 | 77 | 300/12 | 591.00 |
| T71 | Roger Calvin | 74 | 74 | 76 | 76 | 300/12 | 591.00 |
| T73 | Bobby Clampett | 76 | 71 | 69 | 85 | 301/13 | 573.00 |
| T73 | Gary Hallberg | 74 | 74 | 76 | 77 | 301/13 | 573.00 |
| T73 | Jack Lewis | 76 | 72 | 74 | 79 | 301/13 | 573.00 |
| T73 | Dana Quigley | 70 | 77 | 80 | 74 | 301/13 | 573.00 |
| T77 | Bob Byman | 71 | 76 | 79 | 76 | 302/14 | 558.00 |
| W/D | Steve Melnyk | 72 | | | | 72/-21 | |
| W/D | Buddy Gardner | 74 | | | | 74/-21 | |
| DQ | Artie McNickle | 74 | | | | 74/-21 | |
| W/D | Frank Beard | 79 | | | | 79/-20 | |
| DQ | Bill Sander | | | | | /-28 | |
| DQ | Jim Sears | | | | | /-28 | |
| DQ | Mike Smith | | | | | /-28 | |

# 1982 Greater Greensboro Open

Forest Oaks Country Club, Greensboro NC Purse: $300,000, Par 36-36–72 Yards: 6,984, April 2-5, 1982

LEADERS: First round: Danny Edwards and Keith Fergus shot 6-under-par 66 and led by one over Peter Oosterhuis and George Cadle. Second round: Denis Watson moved in front with a 7-under-par 65 for a 7-under-par 137 total. Danny Edwards was one back. Third round: Danny Edwards, with an even-par 72, moved in front by three strokes with a 6-under 210 total. Watson, Lanny Wadkins and Bobby Clampett were at 213.
CUT: 75 players at 2-over-par 146.
PRO-AMATEUR: $7,500. Individual-George Archer, 70, $750. Team-Tommy Valentine, 55, $750.
WEATHER: Thursday and Friday, mostly sunny. Saturday, heavy rains in morning and strong winds all day with gusts close to 50 mph. Sunday, sunny and still very windy.

### Winner: DANNY EDWARDS 66-72-72-75-285 $54,000.00

| POS | PLAYER | RND 1 | RND 2 | RND 3 | RND 4 | TOTAL | EARNINGS |
|---|---|---|---|---|---|---|---|
| 1 | Danny Edwards | 66 | 72 | 72 | 75 | 285/-3 | 54,000.00 |
| 2 | Bobby Clampett | 69 | 72 | 72 | 73 | 286/-2 | 32,400.00 |
| 3 | Jack Renner | 73 | 72 | 72 | 70 | 287/-1 | 20,400.00 |
| 4 | Woody Blackburn | 70 | 70 | 75 | 73 | 288/E | 14,400.00 |
| T5 | Ben Crenshaw | 69 | 73 | 78 | 69 | 289/1 | 11,400.00 |
| T5 | Bill Rogers | 69 | 74 | 74 | 72 | 289/1 | 11,400.00 |
| T7 | Doug Black | 69 | 70 | 75 | 76 | 290/2 | 9,037.50 |
| T7 | Lanny Wadkins | 69 | 71 | 73 | 77 | 290/2 | 9,037.50 |
| T7 | Denis Watson | 72 | 65 | 76 | 77 | 290/2 | 9,037.50 |
| T7 | D.A. Weibring | 71 | 68 | 75 | 76 | 290/2 | 9,037.50 |
| T11 | Wayne Levi | 75 | 69 | 72 | 75 | 291/3 | 7,200.00 |
| T11 | Bobby Wadkins | 72 | 67 | 78 | 74 | 291/3 | 7,200.00 |
| T13 | Yataka Hagawa | 69 | 76 | 78 | 69 | 292/4 | 6,000.00 |
| T13 | Andy North | 73 | 72 | 73 | 74 | 292/4 | 6,000.00 |
| T15 | Raymond Floyd | 72 | 74 | 72 | 75 | 293/5 | 5,100.00 |
| T15 | Peter Oosterhuis | 67 | 74 | 73 | 79 | 293/5 | 5,100.00 |
| T15 | J.C. Snead | 71 | 69 | 76 | 77 | 293/5 | 5,100.00 |
| T18 | Nick Faldo | 75 | 71 | 74 | 74 | 294/6 | 4,050.00 |
| T18 | Gary Hallberg | 70 | 71 | 77 | 76 | 294/6 | 4,050.00 |
| T18 | Jack Newton | 70 | 74 | 75 | 75 | 294/6 | 4,050.00 |
| T18 | Gary Player | 72 | 73 | 76 | 73 | 294/6 | 4,050.00 |
| T22 | George Burns | 72 | 74 | 73 | 76 | 295/7 | 2,785.00 |
| T22 | Keith Fergus | 66 | 73 | 77 | 79 | 295/7 | 2,785.00 |
| T22 | Pat McGowan | 69 | 74 | 73 | 79 | 295/7 | 2,785.00 |
| T22 | Mark Pfeil | 69 | 75 | 76 | 75 | 295/7 | 2,785.00 |
| T22 | Mike Sullivan | 69 | 76 | 74 | 76 | 295/7 | 2,785.00 |
| T22 | Leonard Thompson | 70 | 70 | 78 | 77 | 295/7 | 2,785.00 |
| T28 | Wally Armstrong | 77 | 69 | 75 | 75 | 296/8 | 1,995.00 |
| T28 | Jim Dent | 73 | 73 | 75 | 75 | 296/8 | 1,995.00 |
| T28 | Skeeter Heath | 74 | 72 | 76 | 74 | 296/8 | 1,995.00 |
| T28 | Peter Jacobsen | 72 | 69 | 78 | 77 | 296/8 | 1,995.00 |
| T28 | Mark Lye | 70 | 73 | 76 | 77 | 296/8 | 1,995.00 |
| T28 | Bobby Nichols | 73 | 73 | 74 | 76 | 296/8 | 1,995.00 |
| T34 | George Archer | 70 | 71 | 79 | 77 | 297/9 | 1,515.00 |
| T34 | Jim Booros | 76 | 70 | 71 | 80 | 297/9 | 1,515.00 |
| T34 | George Cadle | 67 | 73 | 77 | 80 | 297/9 | 1,515.00 |
| T34 | Mark Calcavecchia | 70 | 76 | 71 | 80 | 297/9 | 1,515.00 |
| T34 | Bruce Douglass | 71 | 71 | 76 | 79 | 297/9 | 1,515.00 |
| T34 | Pat Lindsey | 74 | 70 | 77 | 76 | 297/9 | 1,515.00 |
| T40 | Jay Haas | 71 | 75 | 74 | 78 | 298/10 | 1,080.00 |
| T40 | Phillip Hancock | 76 | 70 | 77 | 75 | 298/10 | 1,080.00 |
| T40 | Bruce Lietzke | 72 | 72 | 76 | 78 | 298/10 | 1,080.00 |
| T40 | Mark McCumber | 71 | 69 | 82 | 76 | 298/10 | 1,080.00 |
| T40 | Tom Purtzer | 70 | 71 | 79 | 78 | 298/10 | 1,080.00 |
| T40 | Don Reese | 72 | 73 | 76 | 77 | 298/10 | 1,080.00 |
| T40 | Howard Twitty | 73 | 72 | 76 | 77 | 298/10 | 1,080.00 |
| T40 | Fuzzy Zoeller | 71 | 68 | 75 | 84 | 298/10 | 1,080.00 |
| T48 | Jay Cudd | 69 | 75 | 79 | 76 | 299/11 | 754.00 |
| T48 | Roger Maltbie | 70 | 75 | 78 | 76 | 299/11 | 754.00 |
| T48 | John Mazza | 70 | 73 | 81 | 75 | 299/11 | 754.00 |
| T48 | Allen Miller | 70 | 76 | 80 | 73 | 299/11 | 754.00 |
| T48 | Bob Shearer | 73 | 73 | 79 | 74 | 299/11 | 754.00 |
| T48 | Jim Thorpe | 71 | 68 | 79 | 81 | 299/11 | 754.00 |
| T54 | Gibby Gilbert | 74 | 70 | 74 | 82 | 300/12 | 690.00 |
| T54 | Bernhard Langer | 72 | 74 | 75 | 79 | 300/12 | 690.00 |
| T54 | Barney Thompson | 71 | 73 | 77 | 79 | 300/12 | 690.00 |
| T57 | Isao Aoki | 71 | 74 | 76 | 80 | 301/13 | 666.00 |
| T57 | Buddy Gardner | 74 | 71 | 79 | 77 | 301/13 | 666.00 |
| T57 | Bob Gilder | 73 | 69 | 75 | 84 | 301/13 | 666.00 |
| T57 | Scott Hoch | 73 | 72 | 82 | 74 | 301/13 | 666.00 |
| T57 | Hal Sutton | 70 | 69 | 84 | 78 | 301/13 | 666.00 |
| T62 | David Edwards | 68 | 75 | 78 | 81 | 302/14 | 633.00 |
| T62 | Gary Koch | 74 | 72 | 78 | 78 | 302/14 | 633.00 |
| T62 | Mike Reid | 70 | 75 | 83 | 74 | 302/14 | 633.00 |
| T62 | Clarence Rose | 73 | 73 | 76 | 80 | 302/14 | 633.00 |
| T62 | Craig Stadler | 72 | 72 | 77 | 81 | 302/14 | 633.00 |
| T62 | Tom Woodard | 73 | 73 | 77 | 79 | 302/14 | 633.00 |
| 68 | Lindy Miller | 74 | 70 | 82 | 77 | 303/15 | 612.00 |
| T69 | Lyn Lott | 76 | 70 | 75 | 83 | 304/16 | 603.00 |
| T69 | Mike Smith | 72 | 73 | 81 | 78 | 304/16 | 603.00 |
| 71 | Lou Graham | 72 | 73 | 81 | 79 | 305/17 | 594.00 |
| T72 | Chip Beck | 72 | 72 | 79 | 83 | 306/18 | 582.00 |
| T72 | Ed Sneed | 73 | 73 | 77 | 83 | 306/18 | 582.00 |
| T72 | Mick Soli | 73 | 72 | 82 | 79 | 306/18 | 582.00 |
| 75 | Greg Powers | 74 | 71 | 80 | 83 | 308/20 | 570.00 |
| W/D | Tim Simpson | 78 | | | | 78/-21 | |
| W/D | Billy Glisson | 80 | | | | 80/-20 | |
| W/D | Charlie MacK | 82 | | | | 82/-20 | |
| W/D | Ronnie Parker | 86 | | | | 86/-20 | |
| DQ | Ron Garcia | | | | | /-28 | |
| DQ | Mike Gravley | | | | | /-28 | |
| DQ | Barry Harwell | | | | | /-28 | |
| DQ | Jerry Heard | | | | | /-28 | |
| DQ | Scott Steger | | | | | /-28 | |
| DQ | Robert Thompson | | | | | /-28 | |

# 1983 Greater Greensboro Open

Forest Oaks Country Club, Greensboro, NC Purse: $400,000, Par: 36-36–72, Yards: 6,984, March 31-April 3, 1983

LEADERS: First round: Denis Watson and Mark Lye shot 3-under-par 69s and led by one over Bob Eastwood, Roger Maltbie, Mike McCullough and Jim Nelford. Second round: Lye and Eastwood were at 5-under-par 139 and led by one over Buddy Gardner. Third round: Watson, Lanny Wadkins and Craig Stadler all shot 67s and were tied at 8-under-par 208. They led by two over Tommy Nakajima and Bobby Clampett.
CUT: 74 players at 4-over-par 148.
PRO-AMATEUR: $7,500. Individual-Leonard Thompson and Ron Streck, 69, each $675. Team-Frank Conner, 55, $750.
WEATHER: Thursday, cold and misty. Friday, cloudy. Saturday, play started but had to be suspended at noon by thunderstorms. Play called for day and round postponed at 2 p.m. Sunday, played third round under cloudy skies. Monday, mostly sunny.

**Winner: LANNY WADKINS 72-69-67-67-275 $72,000.00**

| POS | PLAYER | RND 1 | RND 2 | RND 3 | RND 4 | TOTAL | EARNINGS |
|---|---|---|---|---|---|---|---|
| 1 | Lanny Wadkins | 72 | 69 | 67 | 67 | 275/-13 | 72,000.00 |
| T2 | Craig Stadler | 71 | 70 | 67 | 72 | 280/-8 | 35,200.00 |
| T2 | Denis Watson | 69 | 72 | 67 | 72 | 280/-8 | 35,200.00 |
| 4 | Tommy Nakajima | 74 | 70 | 66 | 71 | 281/-7 | 19,200.00 |
| 5 | Bobby Clampett | 72 | 69 | 69 | 72 | 282/-6 | 16,000.00 |
| 6 | Nick Faldo | 71 | 71 | 71 | 70 | 283/-5 | 14,400.00 |
| T7 | Phillip Hancock | 73 | 68 | 70 | 73 | 284/-4 | 12,466.67 |
| T7 | Peter Oosterhuis | 73 | 73 | 66 | 72 | 284/-4 | 12,466.67 |
| T7 | Bob Eastwood | 70 | 69 | 73 | 72 | 284/-4 | 12,466.66 |
| T10 | Miller Barber | 73 | 69 | 74 | 69 | 285/-3 | 10,400.00 |
| T10 | Ron Streck | 72 | 69 | 70 | 74 | 285/-3 | 10,400.00 |
| T12 | Mark Pfeil | 74 | 70 | 71 | 71 | 286/-2 | 8,800.00 |
| T12 | Mike Reid | 74 | 72 | 70 | 70 | 286/-2 | 8,800.00 |
| T14 | Jay Haas | 72 | 72 | 72 | 71 | 287/-1 | 7,200.00 |
| T14 | Scott Simpson | 73 | 73 | 70 | 71 | 287/-1 | 7,200.00 |
| T14 | J.C. Snead | 74 | 71 | 70 | 72 | 287/-1 | 7,200.00 |
| T17 | Tom Purtzer | 75 | 69 | 71 | 73 | 288/E | 6,200.00 |
| T17 | Jack Renner | 73 | 73 | 72 | 70 | 288/E | 6,200.00 |
| T19 | Rex Caldwell | 72 | 72 | 71 | 74 | 289/1 | 4,208.89 |
| T19 | Lee Elder | 74 | 68 | 75 | 72 | 289/1 | 4,208.89 |
| T19 | Buddy Gardner | 73 | 67 | 75 | 74 | 289/1 | 4,208.89 |
| T19 | Roger Maltbie | 70 | 74 | 71 | 74 | 289/1 | 4,208.89 |
| T19 | Jim Nelford | 70 | 71 | 76 | 72 | 289/1 | 4,208.89 |
| T19 | Corey Pavin | 73 | 72 | 73 | 71 | 289/1 | 4,208.89 |
| T19 | Joey Rassett | 72 | 71 | 72 | 74 | 289/1 | 4,208.89 |
| T19 | Bobby Wadkins | 75 | 72 | 70 | 72 | 289/1 | 4,208.89 |
| T19 | Chip Beck | 71 | 74 | 74 | 70 | 289/1 | 4,208.88 |
| T28 | John Cook | 73 | 71 | 72 | 74 | 290/2 | 2,602.86 |
| T28 | Mike Donald | 72 | 75 | 69 | 74 | 290/2 | 2,602.86 |
| T28 | Mark Lye | 69 | 70 | 76 | 75 | 290/2 | 2,602.86 |
| T28 | Mark McCumber | 73 | 71 | 73 | 73 | 290/2 | 2,602.86 |
| T28 | Andy North | 73 | 72 | 70 | 75 | 290/2 | 2,602.86 |
| T28 | Charles Coody | 74 | 70 | 72 | 74 | 290/2 | 2,602.85 |
| T28 | Wayne Levi | 72 | 76 | 72 | 70 | 290/2 | 2,602.85 |
| T35 | George Archer | 74 | 73 | 69 | 75 | 291/3 | 2,060.00 |
| T35 | Bob Gilder | 74 | 72 | 73 | 72 | 291/3 | 2,060.00 |
| T35 | Gary Hallberg | 75 | 71 | 74 | 71 | 291/3 | 2,060.00 |
| T38 | Fred Couples | 76 | 71 | 69 | 76 | 292/4 | 1,680.00 |
| T38 | Danny Edwards | 72 | 74 | 69 | 77 | 292/4 | 1,680.00 |
| T38 | Billy Kratzert | 77 | 71 | 72 | 72 | 292/4 | 1,680.00 |
| T38 | Mark McNulty | 77 | 69 | 77 | 69 | 292/4 | 1,680.00 |
| T38 | Nick Price | 71 | 77 | 70 | 74 | 292/4 | 1,680.00 |
| T38 | Clarence Rose | 76 | 70 | 75 | 71 | 292/4 | 1,680.00 |
| T44 | Larry Mize | 73 | 74 | 73 | 73 | 293/5 | 1,209.34 |
| T44 | Mick Soli | 74 | 74 | 74 | 71 | 293/5 | 1,209.34 |
| T44 | Ben Crenshaw | 78 | 70 | 71 | 74 | 293/5 | 1,209.33 |
| T44 | Jim Dent | 73 | 75 | 72 | 73 | 293/5 | 1,209.33 |
| T44 | Tom Lehman | 74 | 70 | 73 | 76 | 293/5 | 1,209.33 |
| T44 | Larry Rinker | 72 | 75 | 71 | 75 | 293/5 | 1,209.33 |
| T50 | Vance Heafner | 72 | 75 | 74 | 73 | 294/6 | 974.00 |
| T50 | Pat McGowan | 72 | 74 | 73 | 75 | 294/6 | 974.00 |
| T50 | Gary Player | 72 | 75 | 73 | 74 | 294/6 | 974.00 |
| T50 | Loren Roberts | 75 | 73 | 75 | 71 | 294/6 | 974.00 |
| T54 | Woody Blackburn | 72 | 76 | 73 | 74 | 295/7 | 920.00 |
| T54 | Lou Graham | 72 | 74 | 75 | 74 | 295/7 | 920.00 |
| T54 | Curtis Strange | 72 | 72 | 74 | 77 | 295/7 | 920.00 |
| T57 | Donnie Hammond | 76 | 69 | 76 | 75 | 296/8 | 892.00 |
| T57 | John McComish | 76 | 72 | 72 | 76 | 296/8 | 892.00 |
| T57 | Mac O'Grady | 72 | 70 | 75 | 79 | 296/8 | 892.00 |
| T57 | Leonard Thompson | 77 | 69 | 74 | 76 | 296/8 | 892.00 |
| T61 | Lennie Clements | 77 | 71 | 70 | 79 | 297/9 | 860.00 |
| T61 | Dave Eichelberger | 71 | 73 | 74 | 79 | 297/9 | 860.00 |
| T61 | Forrest Fezler | 74 | 71 | 72 | 80 | 297/9 | 860.00 |
| T61 | Doug Tewell | 78 | 70 | 74 | 75 | 297/9 | 860.00 |
| T65 | Ronnie Black | 75 | 73 | 72 | 78 | 298/10 | 824.00 |
| T65 | John Fought | 77 | 71 | 74 | 76 | 298/10 | 824.00 |
| T65 | Dan Halldorson | 73 | 73 | 74 | 78 | 298/10 | 824.00 |
| T65 | Tom Jenkins | 74 | 74 | 75 | 75 | 298/10 | 824.00 |
| T65 | Allen Miller | 73 | 75 | 75 | 75 | 298/10 | 824.00 |
| T70 | Thomas Gray | 71 | 76 | 73 | 81 | 301/13 | 792.00 |
| T70 | Tim Simpson | 75 | 73 | 78 | 75 | 301/13 | 792.00 |
| T70 | Jim Thorpe | 73 | 75 | 77 | 76 | 301/13 | 792.00 |
| 73 | John Adams | 75 | 73 | 80 | 74 | 302/14 | 776.00 |
| 74 | Gavan Levenson | 75 | 71 | 79 | 81 | 306/18 | 768.00 |
| W/D | George Burns | 77 | | | | 77/5 | |
| W/D | Frank Conner | 80 | | | | 80/8 | |
| W/D | David Edwards | 80 | | | | 80/8 | |
| W/D | George Cadle | 82 | | | | 82/10 | |
| W/D | Orville Moody | 83 | | | | 83/11 | |
| W/D | Victor Regalado | 85 | | | | 85/13 | |

# 1984 Greater Greensboro Open

Forest Oaks Country Club, Greensboro, NC  Purse: $400,000,  Par: 36-36–72,  Yards: 6,958, April 6-8, 1984

LEADERS: First round: Andy North and Willie Wood posted 4-under-par 68s to lead by one stroke over Buddy Gardner, Al Geiberger and Tony Sills. Second round: Andy Bean, with a 5-under 67 that included a 5-under 31 on the back nine, moved to 6-under-par 198 and led by one over Jack Renner, who also fired a 67. Third round: Bean, with an even-par 72, clung to a two-stroke advantage over Gardner and David Peoples.
CUT: 73 players at 4-over-par 148.
PRO-AMATEUR: Canceled at 5 p.m. on Wednesday due to heavy rain and lightning; each participating professional received $147.06.
WEATHER: Thursday, cool and cloudy in the morning with clearing skies and increasing winds in the afternoon. Friday, wind gusts of up to 35 mph with brisk temperatures. Saturday, cool temperatures and clear skies with steady winds of 10-15 mph. Sunday, cool and clear in morning turning to cold and cloudy in afternoon with light rain.

### Winner: ANDY BEAN 71-67-72-70-280 $72,000.00

| POS | PLAYER | RND 1 | RND 2 | RND 3 | RND 4 | TOTAL | EARNINGS |
|---|---|---|---|---|---|---|---|
| 1 | Andy Bean | 71 | 67 | 72 | 70 | 280/-8 | 72,000.00 |
| 2 | George Archer | 72 | 73 | 68 | 69 | 282/-6 | 43,200.00 |
| T3 | Fred Couples | 72 | 71 | 71 | 71 | 285/-3 | 18,040.00 |
| T3 | Ben Crenshaw | 73 | 72 | 73 | 67 | 285/-3 | 18,040.00 |
| T3 | Buddy Gardner | 69 | 73 | 70 | 73 | 285/-3 | 18,040.00 |
| T3 | Jack Renner | 72 | 67 | 74 | 72 | 285/-3 | 18,040.00 |
| T3 | Scott Simpson | 72 | 71 | 70 | 72 | 285/-3 | 18,040.00 |
| T8 | Nick Faldo | 71 | 70 | 73 | 72 | 286/-2 | 10,800.00 |
| T8 | Steven Liebler | 73 | 71 | 71 | 71 | 286/-2 | 10,800.00 |
| T8 | David Peoples | 70 | 71 | 71 | 74 | 286/-2 | 10,800.00 |
| T8 | Tom Purtzer | 71 | 72 | 74 | 69 | 286/-2 | 10,800.00 |
| T8 | Clarence Rose | 71 | 72 | 70 | 73 | 286/-2 | 10,800.00 |
| T13 | Brad Faxon | 72 | 73 | 71 | 71 | 287/-1 | 7,500.00 |
| T13 | Tommy Nakajima | 76 | 71 | 69 | 71 | 287/-1 | 7,500.00 |
| T13 | Mac O'Grady | 70 | 72 | 71 | 74 | 287/-1 | 7,500.00 |
| T13 | Joey Sindelar | 76 | 70 | 71 | 70 | 287/-1 | 7,500.00 |
| T17 | Raymond Floyd | 72 | 74 | 75 | 67 | 288/E | 5,234.29 |
| T17 | Peter Jacobsen | 70 | 73 | 74 | 71 | 288/E | 5,234.29 |
| T17 | Roger Maltbie | 71 | 72 | 74 | 71 | 288/E | 5,234.29 |
| T17 | Larry Mize | 76 | 70 | 71 | 71 | 288/E | 5,234.29 |
| T17 | Jay Haas | 70 | 74 | 72 | 72 | 288/E | 5,234.28 |
| T17 | Ron Streck | 73 | 74 | 67 | 74 | 288/E | 5,234.28 |
| T17 | Jim Thorpe | 72 | 75 | 70 | 71 | 288/E | 5,234.28 |
| T24 | Gavan Levenson | 74 | 71 | 73 | 71 | 289/1 | 3,240.00 |
| T24 | Mark Lye | 71 | 75 | 71 | 72 | 289/1 | 3,240.00 |
| T24 | Mike McCullough | 70 | 75 | 73 | 71 | 289/1 | 3,240.00 |
| T24 | Jim Nelford | 71 | 71 | 73 | 74 | 289/1 | 3,240.00 |
| T24 | Craig Stadler | 75 | 71 | 73 | 70 | 289/1 | 3,240.00 |
| T24 | Tommy Valentine | 70 | 73 | 74 | 72 | 289/1 | 3,240.00 |
| T30 | Jim Dent | 72 | 72 | 75 | 71 | 290/2 | 2,484.00 |
| T30 | Mark McCumber | 75 | 71 | 70 | 74 | 290/2 | 2,484.00 |
| T30 | Corey Pavin | 70 | 76 | 70 | 74 | 290/2 | 2,484.00 |
| T30 | Mark Pfeil | 72 | 75 | 71 | 72 | 290/2 | 2,484.00 |
| T30 | Lanny Wadkins | 73 | 75 | 75 | 67 | 290/2 | 2,484.00 |
| T35 | Ronnie Black | 72 | 75 | 72 | 72 | 291/3 | 1,930.00 |
| T35 | Mike Bright | 73 | 72 | 76 | 70 | 291/3 | 1,930.00 |
| T35 | Billy Kratzert | 74 | 73 | 72 | 72 | 291/3 | 1,930.00 |
| T35 | Pat McGowan | 72 | 73 | 73 | 73 | 291/3 | 1,930.00 |
| T35 | Tony Sills | 69 | 76 | 75 | 71 | 291/3 | 1,930.00 |
| T35 | J.C. Snead | 72 | 75 | 72 | 72 | 291/3 | 1,930.00 |
| T41 | Russ Cochran | 75 | 73 | 70 | 74 | 292/4 | 1,400.00 |
| T41 | David Edwards | 72 | 73 | 73 | 74 | 292/4 | 1,400.00 |
| T41 | Gary Hallberg | 70 | 75 | 75 | 72 | 292/4 | 1,400.00 |
| T41 | Donnie Hammond | 75 | 73 | 74 | 70 | 292/4 | 1,400.00 |
| T41 | David Ogrin | 73 | 74 | 73 | 72 | 292/4 | 1,400.00 |
| T41 | Greg Powers | 71 | 75 | 71 | 75 | 292/4 | 1,400.00 |
| T41 | Payne Stewart | 72 | 75 | 71 | 74 | 292/4 | 1,400.00 |
| T48 | Brad Bryant | 75 | 71 | 74 | 73 | 293/5 | 1,032.00 |
| T48 | Danny Edwards | 72 | 76 | 74 | 71 | 293/5 | 1,032.00 |
| T48 | Lee Elder | 71 | 74 | 77 | 71 | 293/5 | 1,032.00 |
| T48 | Dan Pohl | 73 | 75 | 73 | 72 | 293/5 | 1,032.00 |
| T52 | George Burns | 70 | 76 | 71 | 77 | 294/6 | 938.00 |
| T52 | Dan Halldorson | 73 | 75 | 78 | 68 | 294/6 | 938.00 |
| T52 | Vance Heafner | 71 | 72 | 77 | 74 | 294/6 | 938.00 |
| T52 | Barry Jaeckel | 74 | 71 | 75 | 74 | 294/6 | 938.00 |
| T56 | Ed Fiori | 73 | 75 | 75 | 72 | 295/7 | 888.00 |
| T56 | Wayne Levi | 73 | 74 | 76 | 72 | 295/7 | 888.00 |
| T56 | Allen Miller | 74 | 74 | 73 | 74 | 295/7 | 888.00 |
| T56 | Tim Norris | 74 | 70 | 75 | 76 | 295/7 | 888.00 |
| T56 | Peter Oosterhuis | 74 | 73 | 74 | 74 | 295/7 | 888.00 |
| T56 | Joey Rassett | 72 | 75 | 77 | 71 | 295/7 | 888.00 |
| T56 | Willie Wood | 68 | 76 | 78 | 73 | 295/7 | 888.00 |
| T63 | Ken Green | 73 | 72 | 74 | 77 | 296/8 | 852.00 |
| T63 | Bernhard Langer | 73 | 73 | 73 | 77 | 296/8 | 852.00 |
| T65 | Bill Britton | 74 | 72 | 70 | 81 | 297/9 | 836.00 |
| T65 | Joe Inman | 71 | 75 | 76 | 75 | 297/9 | 836.00 |
| T67 | Andy North | 68 | 74 | 75 | 81 | 298/10 | 816.00 |
| T67 | Victor Regalado | 71 | 74 | 76 | 77 | 298/10 | 816.00 |
| T67 | Mark Wiebe | 77 | 71 | 77 | 73 | 298/10 | 816.00 |
| 70 | D.A. Weibring | 70 | 75 | 82 | 73 | 300/12 | 800.00 |
| T71 | Rex Caldwell | 72 | 76 | 75 | 78 | 301/13 | 788.00 |
| T71 | Mike Putnam | 74 | 72 | 76 | 79 | 301/13 | 788.00 |
| 73 | Brett Upper | 74 | 74 | 79 | 77 | 304/16 | 776.00 |
| W/D | George Cadle | 78 | | | | 78/6 | |
| W/D | Sammy Rachels | 79 | | | | 79/7 | |
| W/D | Bill Sander | 79 | | | | 79/7 | |
| DQ | Tom Jenkins | | | | | /-28 | |

# 1985 Greater Greensboro Open

Forest Oaks Country Club, Greensboro, NC  Purse: $400,000, Par: 36-36–72,  Yards: 6,984, April 4-7, 1985

LEADERS: First round: Jeff Sluman shot a 6-under-par 66 and led by one over Sandy Lyle. Second round: Sluman added a 71 for a 7-under-par 137 and still led by one, now over Bobby Clampett. Third round: Raymond Floyd, with a 30-36–66, and Phil Blackmar's 68, put them tied at 4-under-par 212. Clampett, Peter Jacobsen and Dan Pohl were tied at 213.
CUT: 77 players at 4-over-par 149.
PRO-AMATEUR: $12,500. Individual-Andy Bean, 69, $1,250. Team-Gary McCord, 55, $1,250.
WEATHER: Sunny every day, but windy with gusts as high as 30 mph the first two days.

### Winner: JOEY SINDELAR 68-76-72-69-285 $72,000.00

| POS | PLAYER | RND 1 | RND 2 | RND 3 | RND 4 | TOTAL | EARNINGS |
|---|---|---|---|---|---|---|---|
| 1 | Joey Sindelar | 68 | 76 | 72 | 69 | 285/-3 | 72,000.00 |
| T2 | Isao Aoki | 71 | 69 | 74 | 72 | 286/-2 | 35,200.00 |
| T2 | Craig Stadler | 70 | 74 | 71 | 71 | 286/-2 | 35,200.00 |
| 4 | Corey Pavin | 75 | 70 | 71 | 71 | 287/-1 | 19,200.00 |
| T5 | Ed Fiori | 74 | 73 | 71 | 70 | 288/E | 13,560.00 |
| T5 | Billy Kratzert | 71 | 74 | 69 | 74 | 288/E | 13,560.00 |
| T5 | Dan Pohl | 68 | 74 | 71 | 75 | 288/E | 13,560.00 |
| T5 | Jeff Sluman | 66 | 71 | 77 | 74 | 288/E | 13,560.00 |
| T5 | Doug Tewell | 71 | 72 | 71 | 74 | 288/E | 13,560.00 |
| T10 | Nick Faldo | 73 | 73 | 70 | 73 | 289/1 | 9,200.00 |
| T10 | Brad Faxon | 71 | 71 | 77 | 70 | 289/1 | 9,200.00 |
| T10 | Jodie Mudd | 70 | 75 | 74 | 70 | 289/1 | 9,200.00 |
| T10 | Lanny Wadkins | 69 | 74 | 72 | 74 | 289/1 | 9,200.00 |
| T10 | Fuzzy Zoeller | 72 | 72 | 74 | 71 | 289/1 | 9,200.00 |
| T15 | Raymond Floyd | 70 | 76 | 66 | 78 | 290/2 | 7,000.00 |
| T15 | Sandy Lyle | 67 | 75 | 73 | 75 | 290/2 | 7,000.00 |
| T17 | Mark Brooks | 72 | 72 | 73 | 74 | 291/3 | 6,000.00 |
| T17 | John Cook | 73 | 71 | 71 | 76 | 291/3 | 6,000.00 |
| T17 | Peter Jacobsen | 74 | 69 | 70 | 78 | 291/3 | 6,000.00 |
| T20 | Bob Gilder | 73 | 71 | 76 | 72 | 292/4 | 5,000.00 |
| T20 | Scott Simpson | 73 | 73 | 73 | 73 | 292/4 | 5,000.00 |
| T22 | Buddy Gardner | 71 | 74 | 71 | 77 | 293/5 | 3,713.34 |
| T22 | Jim Simons | 70 | 75 | 72 | 76 | 293/5 | 3,713.34 |
| T22 | Phil Blackmar | 70 | 74 | 68 | 81 | 293/5 | 3,713.33 |
| T22 | Bobby Clampett | 68 | 70 | 75 | 80 | 293/5 | 3,713.33 |
| T22 | Payne Stewart | 71 | 77 | 72 | 73 | 293/5 | 3,713.33 |
| T22 | Tommy Valentine | 76 | 73 | 71 | 73 | 293/5 | 3,713.33 |
| T28 | Roger Maltbie | 69 | 73 | 72 | 80 | 294/6 | 2,780.00 |
| T28 | Jim Nelford | 70 | 72 | 72 | 80 | 294/6 | 2,780.00 |
| T28 | Andy North | 72 | 74 | 72 | 76 | 294/6 | 2,780.00 |
| T28 | Peter Oosterhuis | 77 | 71 | 73 | 73 | 294/6 | 2,780.00 |
| T32 | Wayne Grady | 74 | 70 | 72 | 79 | 295/7 | 2,264.00 |
| T32 | John Mahaffey | 74 | 75 | 70 | 76 | 295/7 | 2,264.00 |
| T32 | Mike Reid | 73 | 72 | 76 | 74 | 295/7 | 2,264.00 |
| T32 | Jack Renner | 70 | 75 | 76 | 74 | 295/7 | 2,264.00 |
| T32 | Lance Ten Broeck | 71 | 70 | 75 | 79 | 295/7 | 2,264.00 |
| T37 | Andy Bean | 74 | 74 | 73 | 75 | 296/8 | 1,760.00 |
| T37 | Russ Cochran | 73 | 74 | 75 | 74 | 296/8 | 1,760.00 |
| T37 | Danny Edwards | 73 | 75 | 73 | 75 | 296/8 | 1,760.00 |
| T37 | Phillip Hancock | 70 | 74 | 74 | 78 | 296/8 | 1,760.00 |
| T37 | Tom Purtzer | 73 | 73 | 80 | 70 | 296/8 | 1,760.00 |
| T37 | Denis Watson | 74 | 75 | 73 | 74 | 296/8 | 1,760.00 |
| T43 | Jim Dent | 74 | 71 | 77 | 75 | 297/9 | 1,282.67 |
| T43 | Vance Heafner | 71 | 76 | 76 | 74 | 297/9 | 1,282.67 |
| T43 | Andrew Magee | 73 | 76 | 71 | 77 | 297/9 | 1,282.67 |
| T43 | Mark McCumber | 74 | 71 | 79 | 73 | 297/9 | 1,282.67 |
| T43 | Dan Halldorson | 74 | 75 | 74 | 74 | 297/9 | 1,282.66 |
| T43 | Bobby Wadkins | 74 | 73 | 72 | 78 | 297/9 | 1,282.66 |
| T49 | Steven Liebler | 70 | 75 | 76 | 77 | 298/10 | 998.00 |
| T49 | Bob Lohr | 77 | 71 | 75 | 75 | 298/10 | 998.00 |
| T49 | Victor Regalado | 74 | 75 | 75 | 74 | 298/10 | 998.00 |
| T49 | Brett Upper | 73 | 73 | 75 | 77 | 298/10 | 998.00 |
| T53 | David Frost | 72 | 77 | 76 | 74 | 299/11 | 913.15 |
| T53 | Willie Wood | 71 | 77 | 74 | 77 | 299/11 | 913.15 |
| T53 | Ian Baker-Finch | 73 | 71 | 78 | 77 | 299/11 | 913.14 |
| T53 | Rex Caldwell | 70 | 74 | 78 | 77 | 299/11 | 913.14 |
| T53 | Ralph Landrum | 78 | 70 | 75 | 76 | 299/11 | 913.14 |
| T53 | Tommy Nakajima | 76 | 73 | 69 | 81 | 299/11 | 913.14 |
| T53 | Loren Roberts | 76 | 73 | 74 | 76 | 299/11 | 913.14 |
| T60 | Woody Blackburn | 71 | 75 | 77 | 77 | 300/12 | 848.00 |
| T60 | Fred Couples | 72 | 72 | 73 | 83 | 300/12 | 848.00 |
| T60 | Dave Eichelberger | 72 | 74 | 76 | 78 | 300/12 | 848.00 |
| T60 | Ken Green | 71 | 76 | 74 | 79 | 300/12 | 848.00 |
| T60 | Joe Inman | 74 | 74 | 75 | 77 | 300/12 | 848.00 |
| T60 | Barry Jaeckel | 74 | 70 | 77 | 79 | 300/12 | 848.00 |
| T60 | Pat McGowan | 74 | 71 | 75 | 80 | 300/12 | 848.00 |
| T60 | Dave Stockton | 74 | 73 | 76 | 77 | 300/12 | 848.00 |
| T60 | Richard Zokol | 73 | 75 | 73 | 79 | 300/12 | 848.00 |
| T69 | Kenny Knox | 75 | 73 | 75 | 79 | 302/14 | 800.00 |
| T69 | Greg Powers | 75 | 71 | 77 | 79 | 302/14 | 800.00 |
| T69 | Ron Streck | 72 | 75 | 81 | 74 | 302/14 | 800.00 |
| T72 | George Burns | 75 | 73 | 78 | 77 | 303/15 | 776.00 |
| T72 | Lon Hinkle | 71 | 78 | 78 | 76 | 303/15 | 776.00 |
| T72 | Leonard Thompson | 73 | 76 | 77 | 77 | 303/15 | 776.00 |
| 75 | Clarence Rose | 73 | 76 | 77 | 78 | 304/16 | 760.00 |
| T76 | Jay Haas | 74 | 75 | 76 | 81 | 306/18 | 748.00 |
| T76 | Mark Hayes | 74 | 75 | 76 | 81 | 306/18 | 748.00 |
| W/D | Michael Barnblatt | 74 | | | | 74/2 | |
| W/D | Jim Colbert | 77 | | | | 77/5 | |
| W/D | George Archer | 80 | | | | 80/8 | |
| W/D | Lennie Clements | 81 | | | | 81/9 | |
| W/D | Jim Fox | 84 | | | | 84/12 | |
| W/D | Bob Eastwood | | | | | /-28 | |
| DQ | Larry Mize | | | | | /-28 | |

# 1986 Greater Greensboro Open

Forest Oaks Country Club, Greensboro, NC  Purse: $500,000, Par: 36-36–72,  Yards: 6,984, April 3-6, 1986

LEADERS: First round: Leonard Thompson, with a 6-under-par 66, led by one over David Edwards. Second round: Sandy Lyle, with a course-record equaling 64, led by five over Jim Simons with a two-day score of 12-under-par 132. Third round: Lyle led by three over Tom Purtzer with a score of 11-under-par 205.
CUT: 73 players at 1-over-par 145 or better.
PRO-AMATEUR: $7,500. Individual-Howard Twitty, 65, $750. Team-Ron Streck, 55, $750.
WEATHER: Perfect all week with a brief shower on Friday.

**Winner: SANDY LYLE 68-64-73-70  $90,000.00**

| POS | PLAYER | RND 1 | RND 2 | RND 3 | RND 4 | TOTAL | EARNINGS |
|---|---|---|---|---|---|---|---|
| 1 | Sandy Lyle | 68 | 64 | 73 | 70 | 275/-13 | 90,000.00 |
| 2 | Andy Bean | 68 | 70 | 72 | 67 | 277/-11 | 54,000.00 |
| T3 | Isao Aoki | 73 | 71 | 69 | 66 | 279/-9 | 29,000.00 |
| T3 | Leonard Thompson | 66 | 72 | 72 | 69 | 279/-9 | 29,000.00 |
| 5 | Lanny Wadkins | 75 | 68 | 68 | 69 | 280/-8 | 20,000.00 |
| T6 | Chip Beck | 72 | 69 | 71 | 69 | 281/-7 | 15,125.00 |
| T6 | David Edwards | 67 | 72 | 74 | 68 | 281/-7 | 15,125.00 |
| T6 | David Frost | 69 | 72 | 68 | 72 | 281/-7 | 15,125.00 |
| T6 | Tom Purtzer | 68 | 72 | 68 | 73 | 281/-7 | 15,125.00 |
| T6 | Craig Stadler | 69 | 69 | 71 | 72 | 281/-7 | 15,125.00 |
| T6 | Payne Stewart | 70 | 70 | 74 | 67 | 281/-7 | 15,125.00 |
| 12 | Willie Wood | 71 | 72 | 68 | 71 | 282/-6 | 11,500.00 |
| T13 | Pat McGowan | 73 | 70 | 71 | 69 | 283/-5 | 9,375.00 |
| T13 | Mark O'Meara | 72 | 71 | 69 | 71 | 283/-5 | 9,375.00 |
| T13 | Dan Pohl | 71 | 69 | 70 | 73 | 283/-5 | 9,375.00 |
| T13 | Mike Sullivan | 72 | 72 | 71 | 68 | 283/-5 | 9,375.00 |
| T17 | T.C. Chen | 72 | 70 | 72 | 70 | 284/-4 | 7,750.00 |
| T17 | Bobby Wadkins | 75 | 69 | 68 | 72 | 284/-4 | 7,750.00 |
| T19 | John Adams | 72 | 69 | 73 | 71 | 285/-3 | 6,060.00 |
| T19 | Lennie Clements | 70 | 73 | 73 | 69 | 285/-3 | 6,060.00 |
| T19 | Dick Mast | 72 | 68 | 73 | 72 | 285/-3 | 6,060.00 |
| T19 | Jim Simons | 68 | 69 | 75 | 73 | 285/-3 | 6,060.00 |
| T19 | Fuzzy Zoeller | 71 | 70 | 73 | 71 | 285/-3 | 6,060.00 |
| T24 | John Cook | 72 | 72 | 74 | 68 | 286/-2 | 4,262.50 |
| T24 | Buddy Gardner | 70 | 69 | 74 | 73 | 286/-2 | 4,262.50 |
| T24 | Mike Hulbert | 71 | 72 | 72 | 71 | 286/-2 | 4,262.50 |
| T24 | Greg Ladehoff | 71 | 74 | 74 | 67 | 286/-2 | 4,262.50 |
| T28 | Danny Edwards | 68 | 71 | 74 | 74 | 287/-1 | 3,400.00 |
| T28 | Rick Fehr | 73 | 70 | 72 | 72 | 287/-1 | 3,400.00 |
| T28 | Wayne Levi | 75 | 69 | 74 | 69 | 287/-1 | 3,400.00 |
| T28 | Tim Norris | 70 | 71 | 76 | 70 | 287/-1 | 3,400.00 |
| T28 | Steve Pate | 71 | 72 | 72 | 72 | 287/-1 | 3,400.00 |
| T33 | Bobby Clampett | 71 | 71 | 80 | 66 | 288/E | 2,425.00 |
| T33 | Mark Hayes | 70 | 73 | 72 | 73 | 288/E | 2,425.00 |
| T33 | Vance Heafner | 72 | 71 | 75 | 70 | 288/E | 2,425.00 |
| T33 | Billy Pierot | 74 | 71 | 71 | 72 | 288/E | 2,425.00 |
| T33 | Joey Sindelar | 71 | 72 | 73 | 72 | 288/E | 2,425.00 |
| T33 | David Thore | 69 | 73 | 71 | 75 | 288/E | 2,425.00 |
| T33 | Dennis Trixler | 75 | 69 | 71 | 73 | 288/E | 2,425.00 |
| T33 | Howard Twitty | 69 | 73 | 76 | 70 | 288/E | 2,425.00 |
| T33 | Brett Upper | 69 | 73 | 75 | 71 | 288/E | 2,425.00 |
| T33 | Mark Wiebe | 72 | 71 | 71 | 74 | 288/E | 2,425.00 |
| T43 | Charles Bolling | 72 | 73 | 73 | 71 | 289/1 | 1,461.00 |
| T43 | Mark Brooks | 74 | 67 | 74 | 74 | 289/1 | 1,461.00 |
| T43 | Fred Couples | 73 | 71 | 67 | 78 | 289/1 | 1,461.00 |
| T43 | Andy Dillard | 69 | 71 | 75 | 74 | 289/1 | 1,461.00 |
| T43 | Nick Faldo | 74 | 68 | 75 | 72 | 289/1 | 1,461.00 |
| T43 | Brian Mogg | 74 | 71 | 73 | 71 | 289/1 | 1,461.00 |
| T43 | Larry Nelson | 72 | 68 | 71 | 78 | 289/1 | 1,461.00 |
| T43 | Jack Renner | 69 | 73 | 71 | 76 | 289/1 | 1,461.00 |
| T43 | Dave Rummells | 75 | 70 | 71 | 73 | 289/1 | 1,461.00 |
| T43 | Jim Thorpe | 70 | 71 | 77 | 71 | 289/1 | 1,461.00 |
| T53 | Trevor Dodds | 71 | 72 | 78 | 69 | 290/2 | 1,157.50 |
| T53 | Joe Inman | 78 | 67 | 73 | 72 | 290/2 | 1,157.50 |
| T53 | Gene Sauers | 69 | 73 | 79 | 69 | 290/2 | 1,157.50 |
| T53 | Mike West | 72 | 72 | 72 | 74 | 290/2 | 1,157.50 |
| T57 | Danny Briggs | 71 | 73 | 72 | 75 | 291/3 | 1,115.00 |
| T57 | Jim Dent | 72 | 73 | 71 | 75 | 291/3 | 1,115.00 |
| T57 | Wayne Grady | 75 | 67 | 80 | 69 | 291/3 | 1,115.00 |
| T57 | Mark Lye | 72 | 73 | 73 | 73 | 291/3 | 1,115.00 |
| T61 | Mike Donald | 72 | 71 | 72 | 77 | 292/4 | 1,075.00 |
| T61 | Billy Kratzert | 72 | 71 | 71 | 78 | 292/4 | 1,075.00 |
| T61 | Bill Sander | 74 | 69 | 76 | 73 | 292/4 | 1,075.00 |
| T61 | Richard Zokol | 69 | 74 | 78 | 71 | 292/4 | 1,075.00 |
| T65 | Brad Faxon | 72 | 73 | 73 | 75 | 293/5 | 1,035.00 |
| T65 | Lou Graham | 69 | 74 | 74 | 76 | 293/5 | 1,035.00 |
| T65 | Andrew Magee | 70 | 75 | 77 | 71 | 293/5 | 1,035.00 |
| T65 | David Peoples | 72 | 73 | 74 | 74 | 293/5 | 1,035.00 |
| 69 | Phillip Hancock | 71 | 73 | 77 | 73 | 294/6 | 1,010.00 |
| 70 | Frank Conner | 73 | 71 | 77 | 74 | 295/7 | 1,000.00 |
| 71 | George Archer | 75 | 70 | 78 | 74 | 297/9 | 990.00 |
| 72 | Eduardo Romero | 71 | 72 | 78 | 78 | 299/11 | 980.00 |
| DQ | Bob Gilder | 73 | 68 | | | 141/-3 | |
| DQ | Dan Forsman | 73 | | | | 73/1 | |

# 1987 Greater Greensboro Open

Forest Oaks Country Club, Greensboro, NC  Purse: $600,000, Par: 36-36–72,  Yards: 6,954, April 2-5, 1987

LEADERS: First round: T.C. Chen and Roger Maltbie, both at 4-under-par 68, led by two over seven players. Second round: Danny Edwards, at 5-under-par 139, led by one over Gibby Gilbert, Mark Hayes and Clarence Rose. Third round: Scott Simpson, with a 4-under-par 212 total, led by one over Tom Byrum and by three over five players.
CUT: A total of 77 players at 5-over-par 149 or better.
PRO-AMATEUR: $7,500. Individual-Tom Purtzer, 69, $750. Team-Pat McGowan, 55, $750.
WEATHER: Cold and windy all week. Friday's round was delayed from 2:40 to 2:55 p.m. due to lightning and suspended for the day at 3:58 due to heavy rains. Half the field returned on Saturday morning to complete the second round. Saturday's finish of the second-round was delayed from 7:30 to 8 a.m., due to snow. Saturday featured wind chills in the teens, while Sunday was also extremely cold.

## Winner: SCOTT SIMPSON 70-73-69-70-282 $108,000.00

| POS | PLAYER | RND 1 | RND 2 | RND 3 | RND 4 | TOTAL | EARNINGS |
|---|---|---|---|---|---|---|---|
| 1 | Scott Simpson | 70 | 73 | 69 | 70 | 282/-6 | 108,000.00 |
| 2 | Clarence Rose | 72 | 68 | 75 | 69 | 284/-4 | 64,800.00 |
| T3 | Tom Byrum | 71 | 70 | 72 | 72 | 285/-3 | 31,200.00 |
| T3 | Kenny Knox | 75 | 72 | 71 | 67 | 285/-3 | 31,200.00 |
| T3 | Payne Stewart | 74 | 71 | 70 | 70 | 285/-3 | 31,200.00 |
| 6 | John Cook | 72 | 73 | 72 | 69 | 286/-2 | 21,600.00 |
| T7 | Chip Beck | 73 | 71 | 73 | 70 | 287/-1 | 18,075.00 |
| T7 | Mark O'Meara | 74 | 69 | 74 | 70 | 287/-1 | 18,075.00 |
| T7 | Bill Sander | 70 | 72 | 75 | 70 | 287/-1 | 18,075.00 |
| T7 | Howard Twitty | 73 | 68 | 75 | 71 | 287/-1 | 18,075.00 |
| 11 | Brian Claar | 73 | 72 | 70 | 73 | 288/E | 15,000.00 |
| T12 | Tom Purtzer | 74 | 72 | 75 | 68 | 289/1 | 13,200.00 |
| T12 | Gene Sauers | 71 | 74 | 70 | 74 | 289/1 | 13,200.00 |
| T14 | Vance Heafner | 73 | 72 | 74 | 71 | 290/2 | 11,100.00 |
| T14 | Chris Perry | 74 | 75 | 73 | 68 | 290/2 | 11,100.00 |
| T16 | Rex Caldwell | 77 | 70 | 71 | 73 | 291/3 | 9,300.00 |
| T16 | Lennie Clements | 71 | 74 | 74 | 72 | 291/3 | 9,300.00 |
| T16 | Hal Sutton | 75 | 73 | 72 | 71 | 291/3 | 9,300.00 |
| T16 | Robert Thompson | 75 | 70 | 75 | 71 | 291/3 | 9,300.00 |
| T20 | Danny Edwards | 70 | 69 | 76 | 77 | 292/4 | 5,712.00 |
| T20 | Gibby Gilbert | 70 | 70 | 78 | 74 | 292/4 | 5,712.00 |
| T20 | Donnie Hammond | 70 | 74 | 76 | 72 | 292/4 | 5,712.00 |
| T20 | Hale Irwin | 74 | 73 | 76 | 69 | 292/4 | 5,712.00 |
| T20 | Bob Lohr | 72 | 74 | 71 | 75 | 292/4 | 5,712.00 |
| T20 | Andrew Magee | 73 | 73 | 73 | 73 | 292/4 | 5,712.00 |
| T20 | Andy North | 71 | 72 | 75 | 74 | 292/4 | 5,712.00 |
| T20 | Dan Pohl | 74 | 69 | 78 | 71 | 292/4 | 5,712.00 |
| T20 | Joey Sindelar | 75 | 70 | 73 | 74 | 292/4 | 5,712.00 |
| T20 | Scott Verplank | 72 | 73 | 73 | 74 | 292/4 | 5,712.00 |
| T30 | Keith Clearwater | 73 | 72 | 73 | 75 | 293/5 | 3,487.50 |
| T30 | Bill Glasson | 74 | 75 | 74 | 70 | 293/5 | 3,487.50 |
| T30 | Gary Hallberg | 71 | 72 | 76 | 74 | 293/5 | 3,487.50 |
| T30 | Barry Jaeckel | 73 | 71 | 75 | 74 | 293/5 | 3,487.50 |
| T30 | Larry Nelson | 77 | 71 | 71 | 74 | 293/5 | 3,487.50 |
| T30 | Dave Rummells | 70 | 73 | 77 | 73 | 293/5 | 3,487.50 |
| T30 | Jeff Sluman | 72 | 72 | 73 | 76 | 293/5 | 3,487.50 |
| T30 | Duffy Waldorf | 73 | 74 | 72 | 74 | 293/5 | 3,487.50 |
| T38 | John Adams | 74 | 70 | 78 | 72 | 294/6 | 2,520.00 |
| T38 | Charles Bolling | 72 | 73 | 75 | 74 | 294/6 | 2,520.00 |
| T38 | Bobby Cole | 72 | 70 | 77 | 75 | 294/6 | 2,520.00 |
| T38 | Tim Norris | 75 | 73 | 73 | 73 | 294/6 | 2,520.00 |
| T38 | Don Shirey, Jr. | 75 | 70 | 80 | 69 | 294/6 | 2,520.00 |
| T38 | Dave Stockton | 72 | 73 | 77 | 72 | 294/6 | 2,520.00 |
| T44 | Mark Brooks | 72 | 72 | 75 | 76 | 295/7 | 1,864.80 |
| T44 | Brad Faxon | 76 | 72 | 75 | 72 | 295/7 | 1,864.80 |
| T44 | Joe Inman | 73 | 72 | 76 | 74 | 295/7 | 1,864.80 |
| T44 | John McComish | 75 | 71 | 78 | 71 | 295/7 | 1,864.80 |
| T44 | Leonard Thompson | 72 | 75 | 78 | 70 | 295/7 | 1,864.80 |
| T49 | Bill Britton | 71 | 76 | 76 | 73 | 296/8 | 1,480.80 |
| T49 | T.C. Chen | 68 | 76 | 77 | 75 | 296/8 | 1,480.80 |
| T49 | Dan Forsman | 72 | 75 | 73 | 76 | 296/8 | 1,480.80 |
| T49 | Dick Mast | 76 | 73 | 74 | 73 | 296/8 | 1,480.80 |
| T49 | Jack Renner | 75 | 74 | 77 | 70 | 296/8 | 1,480.80 |
| T54 | Mike Bender | 77 | 72 | 76 | 72 | 297/9 | 1,350.00 |
| T54 | Bobby Clampett | 74 | 74 | 73 | 76 | 297/9 | 1,350.00 |
| T54 | Nick Faldo | 72 | 75 | 75 | 75 | 297/9 | 1,350.00 |
| T54 | Roger Maltbie | 68 | 78 | 76 | 75 | 297/9 | 1,350.00 |
| T54 | Kenny Perry | 72 | 76 | 76 | 73 | 297/9 | 1,350.00 |
| T54 | Bruce Soulsby | 72 | 73 | 77 | 75 | 297/9 | 1,350.00 |
| T54 | Ray Stewart | 75 | 71 | 78 | 73 | 297/9 | 1,350.00 |
| T54 | Bob Tway | 72 | 73 | 78 | 74 | 297/9 | 1,350.00 |
| T62 | Jim Carter | 72 | 77 | 77 | 72 | 298/10 | 1,284.00 |
| T62 | Brad Greer | 72 | 72 | 82 | 72 | 298/10 | 1,284.00 |
| T62 | Jose Maria Olazabal | 73 | 74 | 75 | 76 | 298/10 | 1,284.00 |
| 65 | Aki Ohmachi | 75 | 74 | 75 | 75 | 299/11 | 1,260.00 |
| T66 | Ray Barr, Jr. | 75 | 74 | 76 | 75 | 300/12 | 1,224.00 |
| T66 | Trevor Dodds | 73 | 76 | 74 | 77 | 300/12 | 1,224.00 |
| T66 | Jim Gallagher, Jr. | 74 | 74 | 75 | 77 | 300/12 | 1,224.00 |
| T66 | Tom Garner | 75 | 74 | 78 | 73 | 300/12 | 1,224.00 |
| T66 | Gary Krueger | 79 | 70 | 73 | 78 | 300/12 | 1,224.00 |
| T71 | Brett Upper | 75 | 73 | 74 | 79 | 301/13 | 1,182.00 |
| T71 | Mark Wiebe | 78 | 71 | 78 | 74 | 301/13 | 1,182.00 |
| 73 | Billy Kratzert | 75 | 74 | 77 | 76 | 302/14 | 1,164.00 |
| 74 | Dan Halldorson | 73 | 76 | 78 | 78 | 305/17 | 1,152.00 |
| 75 | Robert Wrenn | 73 | 76 | 81 | 76 | 306/18 | 1,140.00 |
| 76 | Sam Randolph | 74 | 74 | 80 | 79 | 307/19 | 1,128.00 |
| W/D | Mark Hayes | 70 | 70 | | | 140/-4 | |
| W/D | Wayne Levi | 75 | | | | 75/3 | |
| DQ | Doug Tewell | 75 | | | | 75/3 | |
| W/D | Mike Nicolette | 77 | | | | 77/5 | |
| W/D | David Peoples | 77 | | | | 77/5 | |
| W/D | Jim Thorpe | 77 | | | | 77/5 | |
| W/D | Jay Delsing | 79 | | | | 79/7 | |
| W/D | Mike Smith | 80 | | | | 80/8 | |
| W/D | Harry Taylor | 81 | | | | 81/9 | |

# 1988 K-Mart Greater Greensboro Open

Forest Oaks Country Club, Greensboro, NC  Par: 36-36–72, Yards: 6,984,  Purse: $1,000,000,  March 30 - April 3,1988

LEADERS: First round: Jeff Sluman, with a 64, led by two over Mark Calcavecchia, T. C. Chen and Robert Thompson. Second round: Sluman, with a record 15-under-par 129, led by two over Sandy Lyle, who shot a course record 63. Third round: Lyle, at 17-under-par 199, led Sluman by three.
CUT: 81 players at 1-over-par 145 or better.
PRO-AMATEUR: $7,500. Individual-Mike Reid, 66, $750. Team-Hale Irwin and Tom Purtzer, 55, $675.
WEATHER: Warm and sunny the first three days, a little cooler on Sunday.

**Winner: SANDY LYLE 68-63-68-72-271 $180,000.00 (Won playoff with birdie on first extra hole).**

| POS | PLAYER | RND 1 | RND 2 | RND 3 | RND 4 | TOTAL | EARNINGS |
|---|---|---|---|---|---|---|---|
| 1 | Sandy Lyle | 68 | 63 | 68 | 72 | 271/-17 | 180,000.00 |
| 2 | Ken Green | 68 | 67 | 69 | 67 | 271/-17 | 108,000.00 |
| 3 | Jeff Sluman | 64 | 65 | 73 | 71 | 273/-15 | 68,000.00 |
| 4 | Scott Hoch | 67 | 67 | 72 | 72 | 278/-10 | 48,000.00 |
| 5 | Gil Morgan | 68 | 68 | 71 | 72 | 279/-9 | 40,000.00 |
| T6 | Chip Beck | 70 | 70 | 72 | 69 | 281/-7 | 32,375.00 |
| T6 | Donnie Hammond | 67 | 67 | 73 | 74 | 281/-7 | 32,375.00 |
| T6 | Kenny Perry | 71 | 70 | 70 | 70 | 281/-7 | 32,375.00 |
| T6 | Tom Purtzer | 74 | 66 | 72 | 69 | 281/-7 | 32,375.00 |
| T10 | T.C. Chen | 66 | 71 | 75 | 70 | 282/-6 | 23,000.00 |
| T10 | Bobby Clampett | 74 | 70 | 67 | 71 | 282/-6 | 23,000.00 |
| T10 | Keith Clearwater | 69 | 73 | 71 | 69 | 282/-6 | 23,000.00 |
| T10 | Joey Sindelar | 70 | 72 | 72 | 68 | 282/-6 | 23,000.00 |
| T10 | Mark Wiebe | 69 | 71 | 69 | 73 | 282/-6 | 23,000.00 |
| T15 | Ronnie Black | 73 | 70 | 70 | 70 | 283/-5 | 17,000.00 |
| T15 | Jim Carter | 70 | 72 | 72 | 69 | 283/-5 | 17,000.00 |
| T15 | Steve Pate | 73 | 70 | 70 | 70 | 283/-5 | 17,000.00 |
| T18 | Rocco Mediate | 68 | 72 | 72 | 72 | 284/-4 | 11,333.34 |
| T18 | Larry Rinker | 73 | 71 | 69 | 71 | 284/-4 | 11,333.34 |
| T18 | Dave Rummells | 75 | 70 | 68 | 71 | 284/-4 | 11,333.34 |
| T18 | George Burns | 72 | 69 | 71 | 72 | 284/-4 | 11,333.33 |
| T18 | Bruce Lietzke | 69 | 70 | 73 | 72 | 284/-4 | 11,333.33 |
| T18 | Mark Lye | 73 | 66 | 70 | 75 | 284/-4 | 11,333.33 |
| T18 | Bob Murphy | 69 | 66 | 74 | 75 | 284/-4 | 11,333.33 |
| T18 | Mike Reid | 69 | 71 | 70 | 74 | 284/-4 | 11,333.33 |
| T18 | Lanny Wadkins | 71 | 70 | 68 | 75 | 284/-4 | 11,333.33 |
| T27 | Joe Inman | 71 | 70 | 72 | 72 | 285/-3 | 7,400.00 |
| T27 | Wayne Levi | 72 | 72 | 71 | 70 | 285/-3 | 7,400.00 |
| T27 | Robert Wrenn | 70 | 72 | 68 | 75 | 285/-3 | 7,400.00 |
| T30 | Dan Halldorson | 68 | 70 | 75 | 73 | 286/-2 | 6,075.34 |
| T30 | Craig Stadler | 70 | 71 | 73 | 72 | 286/-2 | 6,075.34 |
| T30 | Fred Couples | 70 | 71 | 72 | 73 | 286/-2 | 6,075.33 |
| T30 | Steve Jones | 74 | 71 | 71 | 70 | 286/-2 | 6,075.33 |
| T30 | Roger Maltbie | 70 | 71 | 72 | 73 | 286/-2 | 6,075.33 |
| T30 | Tim Simpson | 70 | 72 | 71 | 73 | 286/-2 | 6,075.33 |
| T36 | Ed Fiori | 69 | 75 | 70 | 73 | 287/-1 | 4,506.86 |
| T36 | John Huston | 69 | 71 | 73 | 74 | 287/-1 | 4,506.86 |
| T36 | Blaine McCallister | 69 | 71 | 74 | 73 | 287/-1 | 4,506.86 |
| T36 | Tony Sills | 73 | 72 | 69 | 73 | 287/-1 | 4,506.86 |
| T36 | Scott Verplank | 74 | 69 | 72 | 72 | 287/-1 | 4,506.86 |
| T36 | Peter Jacobsen | 69 | 74 | 70 | 74 | 287/-1 | 4,506.85 |
| T36 | Fred Wadsworth | 72 | 72 | 73 | 70 | 287/-1 | 4,506.85 |
| T43 | Russ Cochran | 70 | 71 | 70 | 77 | 288/E | 3,045.00 |
| T43 | Ed Dougherty | 73 | 70 | 74 | 71 | 288/E | 3,045.00 |
| T43 | Raymond Floyd | 72 | 73 | 71 | 72 | 288/E | 3,045.00 |
| T43 | Bill Glasson | 69 | 73 | 74 | 72 | 288/E | 3,045.00 |
| T43 | Morris Hatalsky | 71 | 71 | 73 | 73 | 288/E | 3,045.00 |
| T43 | Kenny Knox | 71 | 74 | 71 | 72 | 288/E | 3,045.00 |
| T43 | Steve Lowery | 71 | 68 | 73 | 76 | 288/E | 3,045.00 |
| T43 | David Ogrin | 71 | 72 | 75 | 70 | 288/E | 3,045.00 |
| T51 | Mark Calcavecchia | 66 | 72 | 75 | 76 | 289/1 | 2,353.34 |
| T51 | Bob Lohr | 72 | 72 | 71 | 74 | 289/1 | 2,353.34 |
| T51 | Steve Elkington | 72 | 73 | 72 | 72 | 289/1 | 2,353.33 |
| T51 | Buddy Gardner | 69 | 70 | 76 | 74 | 289/1 | 2,353.33 |
| T51 | Aki Ohmachi | 73 | 71 | 73 | 72 | 289/1 | 2,353.33 |
| T51 | Clarence Rose | 74 | 71 | 72 | 72 | 289/1 | 2,353.33 |
| T57 | Lennie Clements | 73 | 71 | 73 | 73 | 290/2 | 2,210.00 |
| T57 | Dave Eichelberger | 71 | 72 | 74 | 73 | 290/2 | 2,210.00 |
| T57 | Brad Fabel | 71 | 72 | 75 | 72 | 290/2 | 2,210.00 |
| T57 | Chris Perry | 73 | 71 | 72 | 74 | 290/2 | 2,210.00 |
| T57 | Nick Price | 69 | 73 | 73 | 75 | 290/2 | 2,210.00 |
| T57 | Gene Sauers | 71 | 73 | 76 | 70 | 290/2 | 2,210.00 |
| T63 | John Mahaffey | 70 | 74 | 74 | 73 | 291/3 | 2,120.00 |
| T63 | Andy North | 74 | 68 | 73 | 76 | 291/3 | 2,120.00 |
| T63 | Bob Tway | 72 | 71 | 74 | 74 | 291/3 | 2,120.00 |
| T66 | Rick Fehr | 69 | 68 | 77 | 78 | 292/4 | 2,040.00 |
| T66 | Andrew Magee | 75 | 70 | 74 | 73 | 292/4 | 2,040.00 |
| T66 | Dick Mast | 73 | 71 | 75 | 73 | 292/4 | 2,040.00 |
| T66 | Jack Renner | 70 | 72 | 74 | 76 | 292/4 | 2,040.00 |
| T66 | Bruce Zabriski | 68 | 74 | 72 | 78 | 292/4 | 2,040.00 |
| T71 | Mike Donald | 74 | 69 | 76 | 74 | 293/5 | 1,950.00 |
| T71 | Brad Faxon | 73 | 72 | 74 | 74 | 293/5 | 1,950.00 |
| T71 | Larry Nelson | 69 | 76 | 71 | 77 | 293/5 | 1,950.00 |
| T71 | Mark O'Meara | 72 | 73 | 72 | 76 | 293/5 | 1,950.00 |
| T75 | Isao Aoki | 72 | 72 | 74 | 76 | 294/6 | 1,870.00 |
| T75 | Bob Eastwood | 74 | 68 | 78 | 74 | 294/6 | 1,870.00 |
| T75 | Bill Rogers | 69 | 72 | 71 | 82 | 294/6 | 1,870.00 |
| T75 | Robert Thompson | 66 | 74 | 75 | 79 | 294/6 | 1,870.00 |
| T79 | Fulton Allem | 76 | 69 | 77 | 73 | 295/7 | 1,810.00 |
| T79 | A.J. Duncan | 73 | 71 | 77 | 74 | 295/7 | 1,810.00 |
| 81 | Nick Faldo | 72 | 73 | 76 | 77 | 298/10 | 1,780.00 |
| W/D | Bobby Mitchell | 85 | 84 | | | 169/25 | |
| DQ | Billy Andrade | 73 | | | | 73/1 | |
| DQ | Doug Tewell | 74 | | | | 74/2 | |
| W/D | Tommy Armour III | 81 | | | | 81/9 | |
| W/D | Mike Sullivan | 84 | | | | 84/12 | |

# 1989 K-Mart Greater Greensboro Open

Forest Oaks Country Club, Greensboro, NC  Par: 36-36–72,  Yards: 6,958,  Purse: $1,000,000,  Apr. 20-23, 1989

LEADERS: First Round: Jim Booros, Tom Sieckmann, Bill Glasson, David Ogrin and Don Shirey were tied at 3-under-par 69. There were 10 players tied at 70. Second Round: Ken Green shot a 6-under-par 66 to lead at 5-under-par 139 and was tied for the lead with Booros, Dave Eichelberger and Duffy Waldorf. John Huston, Payne Stewart, J.C. Snead, Kenny Perry and Dave Barr were tied for fifth place at 4-under-par 140. Third round: Green birdied the 17th and 18th holes for another 66 and an 11-under-par 205. Huston bogeyed the 18th for a 67 and 9-under-par 207. Eichelberger and Booros were tied for third place at 5-under-par 211.
CUT: 83 players at 4-over-par 148.
PRO-AMATEUR: $7,500. Individual-Larry Nelson, 67, $750. Team-Morris Hatalsky, 54, $750.
WEATHER: Sunny the first three days but mostly cloudy on Sunday.

### Winner: KEN GREEN  73-66-66-72 - 277 $180,000.00

| POS | PLAYER | RND 1 | RND 2 | RND 3 | RND 4 | TOTAL | EARNINGS |
|---|---|---|---|---|---|---|---|
| 1 | Ken Green | 73 | 66 | 66 | 72 | 277/-11 | 180,000.00 |
| 2 | John Huston | 71 | 69 | 67 | 72 | 279/-9 | 108,000.00 |
| 3 | Ed Fiori | 70 | 71 | 73 | 67 | 281/-7 | 68,000.00 |
| 4 | Dave Eichelberger | 72 | 67 | 72 | 71 | 282/-6 | 48,000.00 |
| T5 | Jim Booros | 69 | 70 | 72 | 72 | 283/-5 | 36,500.00 |
| T5 | Greg Norman | 73 | 72 | 70 | 68 | 283/-5 | 36,500.00 |
| T5 | Mike Sullivan | 70 | 74 | 70 | 69 | 283/-5 | 36,500.00 |
| T8 | Kenny Perry | 70 | 70 | 72 | 72 | 284/-4 | 30,000.00 |
| T8 | Mark Wiebe | 72 | 69 | 71 | 72 | 284/-4 | 30,000.00 |
| 10 | Dave Barr | 71 | 69 | 73 | 73 | 286/-2 | 27,000.00 |
| T11 | Bob Gilder | 74 | 73 | 72 | 68 | 287/-1 | 22,000.00 |
| T11 | Donnie Hammond | 75 | 70 | 72 | 70 | 287/-1 | 22,000.00 |
| T11 | Don Pooley | 71 | 74 | 75 | 67 | 287/-1 | 22,000.00 |
| T11 | Payne Stewart | 71 | 69 | 76 | 71 | 287/-1 | 22,000.00 |
| T15 | John Adams | 70 | 75 | 72 | 71 | 288/E | 14,066.67 |
| T15 | David Edwards | 70 | 71 | 75 | 72 | 288/E | 14,066.67 |
| T15 | Mark McCumber | 73 | 73 | 71 | 71 | 288/E | 14,066.67 |
| T15 | Tom Purtzer | 72 | 73 | 72 | 71 | 288/E | 14,066.67 |
| T15 | Tom Sieckmann | 69 | 76 | 71 | 72 | 288/E | 14,066.67 |
| T15 | Curtis Strange | 75 | 73 | 70 | 70 | 288/E | 14,066.67 |
| T15 | Chip Beck | 74 | 70 | 70 | 74 | 288/E | 14,066.66 |
| T15 | Fred Couples | 75 | 71 | 68 | 74 | 288/E | 14,066.66 |
| T15 | Robert Thompson | 73 | 73 | 69 | 73 | 288/E | 14,066.66 |
| T24 | Davis Love III | 73 | 69 | 75 | 72 | 289/1 | 8,525.00 |
| T24 | David Ogrin | 69 | 76 | 69 | 75 | 289/1 | 8,525.00 |
| T24 | Gene Sauers | 75 | 70 | 69 | 75 | 289/1 | 8,525.00 |
| T24 | Larry Silveira | 70 | 75 | 68 | 76 | 289/1 | 8,525.00 |
| T28 | Bobby Clampett | 71 | 74 | 73 | 72 | 290/2 | 6,368.75 |
| T28 | Dan Pohl | 72 | 74 | 71 | 73 | 290/2 | 6,368.75 |
| T28 | Nick Price | 72 | 75 | 72 | 71 | 290/2 | 6,368.75 |
| T28 | Dave Rummells | 76 | 72 | 73 | 69 | 290/2 | 6,368.75 |
| T28 | Bill Sander | 77 | 71 | 72 | 70 | 290/2 | 6,368.75 |
| T28 | J.C. Snead | 71 | 69 | 75 | 75 | 290/2 | 6,368.75 |
| T28 | Ray Stewart | 70 | 75 | 68 | 77 | 290/2 | 6,368.75 |
| T28 | Scott Verplank | 71 | 71 | 76 | 72 | 290/2 | 6,368.75 |
| T36 | Jim Gallagher, Jr. | 75 | 72 | 72 | 72 | 291/3 | 4,608.34 |
| T36 | Larry Mize | 72 | 72 | 74 | 73 | 291/3 | 4,608.34 |
| T36 | Scott Hoch | 73 | 73 | 75 | 70 | 291/3 | 4,608.33 |
| T36 | Don Shirey, Jr. | 69 | 74 | 77 | 71 | 291/3 | 4,608.33 |
| T36 | Tony Sills | 75 | 70 | 74 | 72 | 291/3 | 4,608.33 |
| T36 | Lance Ten Broeck | 72 | 72 | 75 | 72 | 291/3 | 4,608.33 |
| T42 | George Archer | 72 | 76 | 73 | 71 | 292/4 | 3,217.50 |
| T42 | Billy Ray Brown | 72 | 73 | 76 | 71 | 292/4 | 3,217.50 |
| T42 | Russ Cochran | 76 | 71 | 72 | 73 | 292/4 | 3,217.50 |
| T42 | Mike Donald | 74 | 71 | 70 | 77 | 292/4 | 3,217.50 |
| T42 | Bob Eastwood | 71 | 75 | 75 | 71 | 292/4 | 3,217.50 |
| T42 | Lon Hinkle | 75 | 70 | 74 | 73 | 292/4 | 3,217.50 |
| T42 | Blaine McCallister | 76 | 72 | 72 | 72 | 292/4 | 3,217.50 |
| T42 | Doug Tewell | 71 | 73 | 71 | 77 | 292/4 | 3,217.50 |
| T50 | Ronnie Black | 70 | 73 | 73 | 77 | 293/5 | 2,348.89 |
| T50 | Bill Buttner | 74 | 70 | 72 | 77 | 293/5 | 2,348.89 |
| T50 | Tony Grimes | 75 | 73 | 73 | 72 | 293/5 | 2,348.89 |
| T50 | John Inman | 72 | 73 | 74 | 74 | 293/5 | 2,348.89 |
| T50 | Mark Lye | 71 | 76 | 72 | 74 | 293/5 | 2,348.89 |
| T50 | Rocco Mediate | 74 | 74 | 73 | 72 | 293/5 | 2,348.89 |
| T50 | Billy Pierot | 76 | 70 | 76 | 71 | 293/5 | 2,348.89 |
| T50 | Loren Roberts | 73 | 71 | 76 | 73 | 293/5 | 2,348.89 |
| T50 | Larry Rinker | 77 | 71 | 75 | 70 | 293/5 | 2,348.88 |
| T59 | Brad Faxon | 72 | 76 | 72 | 74 | 294/6 | 2,190.00 |
| T59 | Corey Pavin | 76 | 72 | 72 | 74 | 294/6 | 2,190.00 |
| T59 | Jeff Sluman | 71 | 72 | 71 | 80 | 294/6 | 2,190.00 |
| T59 | Leonard Thompson | 74 | 72 | 71 | 77 | 294/6 | 2,190.00 |
| T63 | Jim Benepe | 71 | 75 | 73 | 76 | 295/7 | 2,100.00 |
| T63 | Trevor Dodds | 72 | 76 | 72 | 75 | 295/7 | 2,100.00 |
| T63 | Dan Halldorson | 71 | 71 | 75 | 78 | 295/7 | 2,100.00 |
| T63 | Dick Mast | 70 | 73 | 78 | 74 | 295/7 | 2,100.00 |
| T63 | Tim Norris | 74 | 74 | 73 | 74 | 295/7 | 2,100.00 |
| T68 | Billy Mayfair | 72 | 74 | 74 | 76 | 296/8 | 2,000.00 |
| T68 | John McComish | 75 | 69 | 72 | 80 | 296/8 | 2,000.00 |
| T68 | Chris Perry | 75 | 73 | 75 | 73 | 296/8 | 2,000.00 |
| T68 | Greg Twiggs | 70 | 75 | 73 | 78 | 296/8 | 2,000.00 |
| T68 | Duffy Waldorf | 71 | 68 | 81 | 76 | 296/8 | 2,000.00 |
| T73 | Gary Hallberg | 78 | 70 | 73 | 76 | 297/9 | 1,910.00 |
| T73 | Andrew Magee | 73 | 71 | 73 | 80 | 297/9 | 1,910.00 |
| T73 | Larry Nelson | 72 | 71 | 79 | 75 | 297/9 | 1,910.00 |
| T73 | Clarence Rose | 75 | 73 | 73 | 76 | 297/9 | 1,910.00 |
| T77 | David Frost | 72 | 75 | 77 | 74 | 298/10 | 1,840.00 |
| T77 | Fred Funk | 77 | 71 | 73 | 77 | 298/10 | 1,840.00 |
| T77 | Bill Glasson | 69 | 76 | 79 | 74 | 298/10 | 1,840.00 |
| T80 | Bob Tway | 76 | 71 | 76 | 77 | 300/12 | 1,790.00 |
| T80 | Howard Twitty | 75 | 73 | 76 | 76 | 300/12 | 1,790.00 |
| 82 | Ted Schulz | 73 | 71 | 78 | 80 | 302/14 | 1,760.00 |
| 83 | Steve Elkington | 73 | 74 | 77 | 79 | 303/15 | 1,740.00 |
| W/D | Tim Simpson | 76 | 76 | | | 152/8 | |
| W/D | Jay Haas | 76 | 80 | | | 156/12 | |
| W/D | David Canipe | 80 | | | | 80/8 | |
| W/D | Lennie Clements | 84 | | | | 84/12 | |
| W/D | Jim Thorpe | 85 | | | | 85/13 | |

# 1990 K-Mart Greater Greensboro Open

Forest Oaks Country Club, Greensboro, NC Purse: $1,250,000, Par: 36-36–72, Yards: 6,958, April 19-22, 1990

LEADERS: First round: Lenny Clements shot a 3-under-par 69 and led by one stroke over eight players. Second round: Jim Gallagher added a second 70 for a 4-under-par 140 and led by one over Phil Blackmar, Fred Couples, Tommy Armour III and Mark Wiebe. Third round: Mike Reid, with a 5-under-par 67, moved in front at 7-under-par 209. Couples was three strokes back at 212. Jeff Sluman and Nick Price were at 213.
CUT: 71 players at 3-over-par 147.
PRO-AMATEUR: $7,500. Individual-Bill Glasson, 67. $750. Team-Bob Tway, 56, $750.
WEATHER: Mostly sunny with some wind on Thursday and Friday. Mostly cloudy Saturday. Sunday, quite pleasant with some winds.

**Winner: Steve Elkington 74-71-71-66 282 $225,000.00**

| POS | PLAYER | RND 1 | RND 2 | RND 3 | RND 4 | TOTAL | EARNINGS |
|---|---|---|---|---|---|---|---|
| 1 | Steve Elkington | 74 | 71 | 71 | 66 | 282/-6 | 225,000.00 |
| T2 | Mike Reid | 72 | 70 | 67 | 75 | 284/-4 | 110,000.00 |
| T2 | Jeff Sluman | 71 | 74 | 68 | 71 | 284/-4 | 110,000.00 |
| T4 | Paul Azinger | 72 | 73 | 73 | 67 | 285/-3 | 51,666.67 |
| T4 | Mike Hulbert | 73 | 70 | 73 | 69 | 285/-3 | 51,666.67 |
| T4 | Fred Couples | 71 | 70 | 71 | 73 | 285/-3 | 51,666.66 |
| T7 | Joey Sindelar | 70 | 73 | 75 | 68 | 286/-2 | 38,958.34 |
| T7 | Chip Beck | 72 | 72 | 70 | 72 | 286/-2 | 38,958.33 |
| T7 | John Huston | 74 | 69 | 71 | 72 | 286/-2 | 38,958.33 |
| T10 | Phil Blackmar | 70 | 71 | 74 | 72 | 287/-1 | 25,138.89 |
| T10 | Lennie Clements | 69 | 74 | 75 | 69 | 287/-1 | 25,138.89 |
| T10 | Jay Delsing | 74 | 73 | 71 | 69 | 287/-1 | 25,138.89 |
| T10 | David Edwards | 70 | 75 | 72 | 70 | 287/-1 | 25,138.89 |
| T10 | Jim Gallagher, Jr. | 70 | 70 | 74 | 73 | 287/-1 | 25,138.89 |
| T10 | Bill Glasson | 72 | 71 | 72 | 72 | 287/-1 | 25,138.89 |
| T10 | Donnie Hammond | 71 | 71 | 76 | 69 | 287/-1 | 25,138.89 |
| T10 | Lanny Wadkins | 71 | 73 | 73 | 70 | 287/-1 | 25,138.89 |
| T10 | Nick Price | 71 | 71 | 71 | 74 | 287/-1 | 25,138.88 |
| T19 | John Cook | 74 | 71 | 75 | 68 | 288/E | 12,409.10 |
| T19 | Tommy Armour III | 71 | 70 | 76 | 71 | 288/E | 12,409.09 |
| T19 | Bill Britton | 74 | 72 | 72 | 70 | 288/E | 12,409.09 |
| T19 | George Burns | 73 | 72 | 74 | 69 | 288/E | 12,409.09 |
| T19 | Brian Claar | 73 | 71 | 71 | 73 | 288/E | 12,409.09 |
| T19 | Ed Fiori | 71 | 71 | 75 | 71 | 288/E | 12,409.09 |
| T19 | Robert Gamez | 70 | 73 | 72 | 73 | 288/E | 12,409.09 |
| T19 | Mark McCumber | 71 | 71 | 75 | 71 | 288/E | 12,409.09 |
| T19 | Kenny Perry | 72 | 72 | 72 | 72 | 288/E | 12,409.09 |
| T19 | Doug Tewell | 71 | 71 | 74 | 72 | 288/E | 12,409.09 |
| T19 | Mark Wiebe | 71 | 70 | 75 | 72 | 288/E | 12,409.09 |
| T30 | Loren Roberts | 74 | 71 | 73 | 71 | 289/1 | 8,125.00 |
| T30 | Bill Sander | 73 | 72 | 74 | 70 | 289/1 | 8,125.00 |
| T30 | Ted Schulz | 70 | 73 | 75 | 71 | 289/1 | 8,125.00 |
| T33 | Russ Cochran | 74 | 73 | 74 | 69 | 290/2 | 6,604.17 |
| T33 | Bob Gilder | 73 | 69 | 76 | 72 | 290/2 | 6,604.17 |
| T33 | Don Shirey, Jr. | 74 | 69 | 78 | 69 | 290/2 | 6,604.17 |
| T33 | J.C. Snead | 74 | 73 | 72 | 71 | 290/2 | 6,604.17 |
| T33 | Jay Don Blake | 74 | 70 | 70 | 76 | 290/2 | 6,604.16 |
| T33 | Mark Calcavecchia | 74 | 70 | 71 | 75 | 290/2 | 6,604.16 |
| T39 | Dave Eichelberger | 73 | 72 | 73 | 73 | 291/3 | 5,125.00 |
| T39 | Fred Funk | 72 | 75 | 75 | 69 | 291/3 | 5,125.00 |
| T39 | Steve Hart | 75 | 71 | 73 | 72 | 291/3 | 5,125.00 |
| T39 | Mark Lye | 72 | 72 | 72 | 75 | 291/3 | 5,125.00 |
| T39 | Ray Stewart | 73 | 71 | 72 | 75 | 291/3 | 5,125.00 |
| T44 | Bobby Clampett | 70 | 76 | 73 | 73 | 292/4 | 4,125.00 |
| T44 | Bobby Wadkins | 75 | 71 | 74 | 72 | 292/4 | 4,125.00 |
| T44 | Fuzzy Zoeller | 71 | 72 | 74 | 75 | 292/4 | 4,125.00 |
| T47 | Dave Barr | 71 | 76 | 75 | 71 | 293/5 | 3,171.88 |
| T47 | Jay Haas | 73 | 73 | 76 | 71 | 293/5 | 3,171.88 |
| T47 | Lee Janzen | 70 | 73 | 80 | 70 | 293/5 | 3,171.88 |
| T47 | Clarence Rose | 74 | 73 | 76 | 70 | 293/5 | 3,171.88 |
| T47 | Danny Edwards | 73 | 72 | 76 | 72 | 293/5 | 3,171.87 |
| T47 | Nolan Henke | 75 | 71 | 75 | 72 | 293/5 | 3,171.87 |
| T47 | Bob Lohr | 72 | 74 | 75 | 72 | 293/5 | 3,171.87 |
| T47 | Larry Nelson | 73 | 74 | 74 | 72 | 293/5 | 3,171.87 |
| T55 | Emlyn Aubrey | 74 | 73 | 74 | 73 | 294/6 | 2,862.50 |
| T55 | Mark Brooks | 75 | 72 | 75 | 72 | 294/6 | 2,862.50 |
| T57 | Billy Andrade | 75 | 72 | 74 | 74 | 295/7 | 2,787.50 |
| T57 | Clark Dennis | 71 | 75 | 73 | 76 | 295/7 | 2,787.50 |
| T57 | John Inman | 74 | 70 | 75 | 76 | 295/7 | 2,787.50 |
| T57 | Gene Sauers | 71 | 75 | 71 | 78 | 295/7 | 2,787.50 |
| T61 | Ronnie Black | 73 | 73 | 76 | 74 | 296/8 | 2,712.50 |
| T61 | Ken Green | 71 | 73 | 78 | 74 | 296/8 | 2,712.50 |
| T63 | Dewey Arnette | 71 | 76 | 78 | 74 | 299/11 | 2,637.50 |
| T63 | Roger Maltbie | 73 | 72 | 74 | 80 | 299/11 | 2,637.50 |
| T63 | Grant Waite | 74 | 72 | 76 | 77 | 299/11 | 2,637.50 |
| T63 | Karl Zoller | 73 | 74 | 76 | 76 | 299/11 | 2,637.50 |
| T67 | David Ogrin | 74 | 71 | 76 | 79 | 300/12 | 2,562.50 |
| T67 | Duffy Waldorf | 72 | 71 | 81 | 76 | 300/12 | 2,562.50 |
| T69 | Jeff Hart | 73 | 73 | 80 | 75 | 301/13 | 2,512.50 |
| T69 | Gary McCord | 72 | 75 | 75 | 79 | 301/13 | 2,512.50 |
| 71 | Morris Hatalsky | 75 | 72 | 78 | 80 | 305/17 | 2,475.00 |
| W/D | Calvin Peete | 76 | 78 | | | 154/10 | |
| W/D | Tom Byrum | 83 | | | | 83/11 | |

# 1991 K-Mart Greater Greensboro Open

Forest Oaks Country Club, Greensboro, NC  Par: 36-36–72,  Yards: 6,958,  Purse: $1,250,000,  April 25-28, 1991

LEADERS: First Round: Bob Wolcott shot a 5-under-par 67 and led Chris Perry and Mark O'Meara by a stroke. Second Round: Lanny Wadkins shot a 7-under-par 65 and Gene Sauers fired an 8-under-par 64 to both finish at 10-under-par 134. Jeff Sluman and Wolcott were two strokes back at 136. Third Round: Duffy Waldorf tied the course record with a 9-under-par 63 and finished tied with Wolcott at 12-under-par 204. Wolcott shot 68 for the day. Sluman, Wadkins and Sauers were two strokes back at 206.
CUT: 71 players at even-par 144.
PRO-AM: $7,500. Individual–John Huston, 65, $750. Team–Jay Delsing, Tommy Armour III, 55, $675 each.
WEATHER: Thursday was beautiful. Friday was overcast with a 30-minute shower that did not delay play. Saturday was overcast. Sunday was overcast in the morning, but sunny in the afternoon.

**Winner: Mark Brooks 71-70-70-64 275 $225,000.00 (won playoff with par on third extra hole)**

| POS | PLAYER | RND 1 | RND 2 | RND 3 | RND 4 | TOTAL | EARNINGS |
|---|---|---|---|---|---|---|---|
| 1 | Mark Brooks | 71 | 70 | 70 | 64 | 275/-13 | 225,000.00 |
| 2 | Gene Sauers | 70 | 64 | 72 | 69 | 275/-13 | 135,000.00 |
| T3 | John Huston | 74 | 68 | 69 | 65 | 276/-12 | 72,500.00 |
| T3 | Bob Wolcott | 67 | 69 | 68 | 72 | 276/-12 | 72,500.00 |
| T5 | Bill Britton | 70 | 70 | 69 | 68 | 277/-11 | 43,906.25 |
| T5 | Mike Hulbert | 70 | 70 | 69 | 68 | 277/-11 | 43,906.25 |
| T5 | Jeff Sluman | 69 | 67 | 70 | 71 | 277/-11 | 43,906.25 |
| T5 | Lanny Wadkins | 69 | 65 | 72 | 71 | 277/-11 | 43,906.25 |
| T9 | Marco Dawson | 71 | 71 | 69 | 67 | 278/-10 | 33,750.00 |
| T9 | Davis Love III | 75 | 67 | 67 | 69 | 278/-10 | 33,750.00 |
| T9 | Loren Roberts | 71 | 71 | 68 | 68 | 278/-10 | 33,750.00 |
| T12 | Jay Delsing | 73 | 71 | 68 | 67 | 279/-9 | 26,250.00 |
| T12 | Jeff Maggert | 71 | 73 | 68 | 67 | 279/-9 | 26,250.00 |
| T12 | Duffy Waldorf | 71 | 70 | 63 | 75 | 279/-9 | 26,250.00 |
| T15 | Bob Eastwood | 70 | 74 | 68 | 68 | 280/-8 | 21,875.00 |
| T15 | Blaine McCallister | 70 | 71 | 70 | 69 | 280/-8 | 21,875.00 |
| T17 | Brad Faxon | 71 | 67 | 74 | 69 | 281/-7 | 17,500.00 |
| T17 | Kenny Perry | 73 | 70 | 71 | 67 | 281/-7 | 17,500.00 |
| T17 | John Ross | 71 | 67 | 72 | 71 | 281/-7 | 17,500.00 |
| T17 | Payne Stewart | 69 | 69 | 70 | 73 | 281/-7 | 17,500.00 |
| T17 | Greg Twiggs | 71 | 68 | 73 | 69 | 281/-7 | 17,500.00 |
| T22 | Chip Beck | 72 | 69 | 69 | 72 | 282/-6 | 13,000.00 |
| T22 | Billy Ray Brown | 71 | 70 | 72 | 69 | 282/-6 | 13,000.00 |
| T22 | David Edwards | 74 | 69 | 70 | 69 | 282/-6 | 13,000.00 |
| T25 | Jim Booros | 72 | 70 | 73 | 68 | 283/-5 | 7,891.67 |
| T25 | Bobby Clampett | 73 | 65 | 75 | 70 | 283/-5 | 7,891.67 |
| T25 | Keith Clearwater | 74 | 69 | 73 | 67 | 283/-5 | 7,891.67 |
| T25 | Mark Lye | 72 | 70 | 70 | 71 | 283/-5 | 7,891.67 |
| T25 | Chris Perry | 68 | 71 | 75 | 69 | 283/-5 | 7,891.67 |
| T25 | Dillard Pruitt | 73 | 69 | 70 | 71 | 283/-5 | 7,891.67 |
| T25 | Bill Sander | 72 | 69 | 72 | 70 | 283/-5 | 7,891.67 |
| T25 | Joey Sindelar | 69 | 74 | 71 | 69 | 283/-5 | 7,891.67 |
| T25 | Dicky Thompson | 70 | 70 | 73 | 70 | 283/-5 | 7,891.67 |
| T25 | Leonard Thompson | 71 | 73 | 73 | 66 | 283/-5 | 7,891.67 |
| T25 | Ed Dougherty | 71 | 69 | 69 | 74 | 283/-5 | 7,891.66 |
| T25 | Brad Fabel | 72 | 71 | 69 | 71 | 283/-5 | 7,891.66 |
| T25 | Robert Gamez | 74 | 66 | 69 | 74 | 283/-5 | 7,891.66 |
| T25 | Dudley Hart | 71 | 70 | 70 | 72 | 283/-5 | 7,891.66 |
| T25 | Rocco Mediate | 72 | 71 | 69 | 71 | 283/-5 | 7,891.66 |
| T40 | Andy Bean | 75 | 68 | 71 | 70 | 284/-4 | 4,875.00 |
| T40 | Bill Buttner | 72 | 70 | 71 | 71 | 284/-4 | 4,875.00 |
| T40 | Brian Claar | 69 | 73 | 71 | 71 | 284/-4 | 4,875.00 |
| T40 | John Inman | 70 | 67 | 76 | 71 | 284/-4 | 4,875.00 |
| T40 | Willie Wood | 70 | 70 | 71 | 73 | 284/-4 | 4,875.00 |
| T45 | Jim Gallagher, Jr. | 71 | 71 | 70 | 73 | 285/-3 | 3,575.00 |
| T45 | Gary Hallberg | 70 | 72 | 71 | 72 | 285/-3 | 3,575.00 |
| T45 | Dan Halldorson | 71 | 71 | 72 | 71 | 285/-3 | 3,575.00 |
| T45 | Mark O'Meara | 68 | 72 | 74 | 71 | 285/-3 | 3,575.00 |
| T45 | Dave Rummells | 71 | 72 | 70 | 72 | 285/-3 | 3,575.00 |
| T45 | Robert Thompson | 70 | 73 | 74 | 68 | 285/-3 | 3,575.00 |
| T51 | Dave Barr | 70 | 72 | 71 | 73 | 286/-2 | 2,925.00 |
| T51 | Tom Byrum | 74 | 69 | 73 | 70 | 286/-2 | 2,925.00 |
| T51 | Bob Gilder | 70 | 68 | 75 | 73 | 286/-2 | 2,925.00 |
| T51 | Ken Green | 72 | 69 | 72 | 73 | 286/-2 | 2,925.00 |
| T51 | Mike Springer | 70 | 74 | 73 | 69 | 286/-2 | 2,925.00 |
| T51 | Hal Sutton | 71 | 73 | 71 | 71 | 286/-2 | 2,925.00 |
| T51 | Kirk Triplett | 69 | 72 | 69 | 76 | 286/-2 | 2,925.00 |
| T58 | JC Anderson | 71 | 71 | 71 | 74 | 287/-1 | 2,762.50 |
| T58 | Emlyn Aubrey | 75 | 68 | 71 | 73 | 287/-1 | 2,762.50 |
| T58 | Joel Edwards | 71 | 73 | 73 | 70 | 287/-1 | 2,762.50 |
| T58 | Dan Pohl | 73 | 69 | 70 | 75 | 287/-1 | 2,762.50 |
| T62 | Billy Andrade | 71 | 70 | 74 | 73 | 288/E | 2,675.00 |
| T62 | Jim Hamilton | 72 | 72 | 72 | 72 | 288/E | 2,675.00 |
| T62 | Bryan Norton | 76 | 68 | 72 | 72 | 288/E | 2,675.00 |
| T65 | David Peoples | 69 | 72 | 72 | 76 | 289/1 | 2,612.50 |
| T65 | Mike Sullivan | 71 | 69 | 74 | 75 | 289/1 | 2,612.50 |
| T67 | Bob Lohr | 73 | 70 | 69 | 78 | 290/2 | 2,562.50 |
| T67 | Howard Twitty | 70 | 73 | 73 | 74 | 290/2 | 2,562.50 |
| 69 | Clark Dennis | 69 | 73 | 76 | 74 | 292/4 | 2,525.00 |
| 70 | Jim Benepe | 72 | 69 | 79 | 73 | 293/5 | 2,500.00 |
| 71 | Carl Cooper | 72 | 72 | 75 | 75 | 294/6 | 2,475.00 |
| W/D | Fulton Allem | 76 | 77 | | | 153/9 | |
| W/D | Craig Stadler | 73 | | | | 73/1 | |

# 1992 K-Mart Greater Greensboro Open

Forest Oaks Country Club, Greensboro, NC Par: 36-36–72, Yards: 6,958, Purse: $1,250,000, April 23-26, 1992

LEADERS: First Round: Brain Claar, Jeff Maggert, Robert Gamez, Bill Britton, Phil Blackmar and Kenny Perry all fired 5-under-par 67s and led by a stroke over six others. Second Round: Phil Blackmar, at 11-under-par 133, led by a stroke over Mike Reid. Third Round: Rocco Mediate, at 9-under-par 207, led by one over Brad Faxon, Tom Byrum and Reid.
CUT: 74 players at even-par 144.
PRO-AMATEUR: Due to flash floods on Tuesday, the pro-am was reduced to two nine-hole events. Front Nine Individual–Fuzzy Zoeller, Loren Roberts, 33, $431.25 each. Front Nine Team–John Mahaffey. 26.
$450. Back Nine Individual–Craig Stadler, 31, $450. Back Nine Team–Bob Tway, 26, $450.
WEATHER: Thursday was beautiful. Friday was partly cloudy. Saturday was partly cloudy and cooler. Sunday was overcast and much cooler.

**Winner: Davis Love III 71-68-71-62 272 $225,000.00**

| POS | PLAYER | RND 1 | RND 2 | RND 3 | RND 4 | TOTAL | EARNINGS |
|---|---|---|---|---|---|---|---|
| 1 | Davis Love III | 71 | 68 | 71 | 62 | 272/-16 | 225,000.00 |
| 2 | John Cook | 73 | 71 | 66 | 68 | 278/-10 | 135,000.00 |
| T3 | Paul Azinger | 68 | 69 | 72 | 70 | 279/-9 | 53,437.50 |
| T3 | Chip Beck | 69 | 67 | 75 | 68 | 279/-9 | 53,437.50 |
| T3 | Tom Byrum | 71 | 67 | 70 | 71 | 279/-9 | 53,437.50 |
| T3 | Tom Kite | 70 | 70 | 70 | 69 | 279/-9 | 53,437.50 |
| T3 | Craig Parry | 73 | 69 | 68 | 69 | 279/-9 | 53,437.50 |
| T3 | Mike Reid | 68 | 67 | 73 | 71 | 279/-9 | 53,437.50 |
| 9 | Rocco Mediate | 72 | 66 | 69 | 73 | 280/-8 | 36,250.00 |
| 10 | Mark Brooks | 68 | 71 | 71 | 71 | 281/-7 | 33,750.00 |
| T11 | Ken Green | 71 | 70 | 72 | 69 | 282/-6 | 23,333.34 |
| T11 | Wayne Levi | 72 | 68 | 74 | 68 | 282/-6 | 23,333.34 |
| T11 | Jeff Sluman | 70 | 69 | 74 | 69 | 282/-6 | 23,333.34 |
| T11 | Phil Blackmar | 67 | 66 | 78 | 71 | 282/-6 | 23,333.33 |
| T11 | Bill Britton | 67 | 73 | 71 | 71 | 282/-6 | 23,333.33 |
| T11 | Jay Delsing | 69 | 71 | 72 | 70 | 282/-6 | 23,333.33 |
| T11 | Brad Faxon | 70 | 68 | 70 | 74 | 282/-6 | 23,333.33 |
| T11 | Mike Hulbert | 70 | 70 | 71 | 71 | 282/-6 | 23,333.33 |
| T11 | Dillard Pruitt | 71 | 71 | 68 | 72 | 282/-6 | 23,333.33 |
| T20 | Jay Haas | 71 | 70 | 71 | 71 | 283/-5 | 13,035.72 |
| T20 | Doug Martin | 70 | 72 | 71 | 70 | 283/-5 | 13,035.72 |
| T20 | Kenny Perry | 67 | 74 | 74 | 68 | 283/-5 | 13,035.72 |
| T20 | Ronnie Black | 70 | 69 | 72 | 72 | 283/-5 | 13,035.71 |
| T20 | Russ Cochran | 70 | 70 | 69 | 74 | 283/-5 | 13,035.71 |
| T20 | Steve Elkington | 71 | 67 | 71 | 74 | 283/-5 | 13,035.71 |
| T20 | David Frost | 70 | 74 | 65 | 74 | 283/-5 | 13,035.71 |
| T27 | Tom Lehman | 72 | 69 | 70 | 73 | 284/-4 | 9,250.00 |
| T27 | Loren Roberts | 70 | 69 | 75 | 70 | 284/-4 | 9,250.00 |
| T27 | Gene Sauers | 70 | 71 | 72 | 71 | 284/-4 | 9,250.00 |
| T30 | Jim Gallagher, Jr. | 71 | 69 | 73 | 72 | 285/-3 | 7,594.17 |
| T30 | Robert Gamez | 67 | 72 | 74 | 72 | 285/-3 | 7,594.17 |
| T30 | John Inman | 71 | 73 | 72 | 69 | 285/-3 | 7,594.17 |
| T30 | Howard Twitty | 71 | 70 | 74 | 70 | 285/-3 | 7,594.17 |
| T30 | Fulton Allem | 72 | 68 | 70 | 75 | 285/-3 | 7,594.16 |
| T30 | Ronan Rafferty | 68 | 70 | 74 | 73 | 285/-3 | 7,594.16 |
| T36 | Marco Dawson | 70 | 71 | 73 | 72 | 286/-2 | 5,887.00 |
| T36 | Danny Edwards | 74 | 70 | 72 | 70 | 286/-2 | 5,887.00 |
| T36 | Jim Hallet | 71 | 72 | 71 | 72 | 286/-2 | 5,887.00 |
| T36 | Payne Stewart | 70 | 73 | 73 | 70 | 286/-2 | 5,887.00 |
| T36 | Bobby Wadkins | 75 | 68 | 70 | 73 | 286/-2 | 5,887.00 |
| T41 | Dave Barr | 74 | 70 | 68 | 75 | 287/-1 | 4,375.00 |
| T41 | Brian Claar | 67 | 70 | 74 | 76 | 287/-1 | 4,375.00 |
| T41 | Keith Clearwater | 72 | 71 | 71 | 73 | 287/-1 | 4,375.00 |
| T41 | Gary Hallberg | 70 | 71 | 74 | 72 | 287/-1 | 4,375.00 |
| T41 | David Peoples | 70 | 69 | 73 | 75 | 287/-1 | 4,375.00 |
| T41 | Mike Standly | 70 | 74 | 70 | 73 | 287/-1 | 4,375.00 |
| T41 | Greg Twiggs | 71 | 67 | 75 | 74 | 287/-1 | 4,375.00 |
| T48 | Bruce Fleisher | 69 | 74 | 73 | 72 | 288/E | 3,107.15 |
| T48 | Dudley Hart | 71 | 73 | 73 | 71 | 288/E | 3,107.15 |
| T48 | Bob Estes | 70 | 73 | 72 | 73 | 288/E | 3,107.14 |
| T48 | Jeff Maggert | 67 | 72 | 73 | 76 | 288/E | 3,107.14 |
| T48 | John Mahaffey | 70 | 72 | 72 | 74 | 288/E | 3,107.14 |
| T48 | Jim McGovern | 70 | 74 | 71 | 73 | 288/E | 3,107.14 |
| T48 | David Ogrin | 68 | 69 | 75 | 76 | 288/E | 3,107.14 |
| T55 | Lance Ten Broeck | 68 | 71 | 74 | 76 | 289/1 | 2,837.50 |
| T55 | Doug Tewell | 72 | 71 | 72 | 74 | 289/1 | 2,837.50 |
| T55 | Bob Tway | 71 | 70 | 71 | 77 | 289/1 | 2,837.50 |
| T55 | Fuzzy Zoeller | 72 | 71 | 73 | 73 | 289/1 | 2,837.50 |
| T59 | Brad Bryant | 69 | 69 | 79 | 73 | 290/2 | 2,712.50 |
| T59 | Fred Couples | 70 | 72 | 73 | 75 | 290/2 | 2,712.50 |
| T59 | Ed Dougherty | 69 | 75 | 73 | 73 | 290/2 | 2,712.50 |
| T59 | Morris Hatalsky | 72 | 70 | 74 | 74 | 290/2 | 2,712.50 |
| T59 | Blaine McCallister | 70 | 71 | 78 | 71 | 290/2 | 2,712.50 |
| T59 | Mike Springer | 74 | 67 | 71 | 78 | 290/2 | 2,712.50 |
| T65 | Bobby Clampett | 74 | 69 | 73 | 75 | 291/3 | 2,575.00 |
| T65 | Dick Mast | 71 | 72 | 73 | 75 | 291/3 | 2,575.00 |
| T65 | Peter Persons | 70 | 72 | 73 | 76 | 291/3 | 2,575.00 |
| T65 | Tom Purtzer | 72 | 71 | 75 | 73 | 291/3 | 2,575.00 |
| T65 | Mark Wiebe | 74 | 70 | 73 | 74 | 291/3 | 2,575.00 |
| T70 | Dan Forsman | 74 | 68 | 74 | 78 | 294/6 | 2,487.50 |
| T70 | John Huston | 71 | 73 | 72 | 78 | 294/6 | 2,487.50 |
| T72 | Frank Conner | 73 | 71 | 76 | 75 | 295/7 | 2,437.50 |
| T72 | Nolan Henke | 71 | 71 | 76 | 77 | 295/7 | 2,437.50 |
| W/D | Peter Jacobsen | 71 | 71 | | | 142/-2 | |
| W/D | Brandel Chamblee | 75 | 75 | | | 150/6 | |
| W/D | Bill Sander | 77 | 79 | | | 156/12 | |
| W/D | Tim Simpson | 74 | | | | 74/2 | |

# 1993 K-Mart Greater Greensboro Open

Forest Oaks Country Club, Greensboro, NC  Par: 36-36–72,  Yards: 6,958,  Purse: $1,500,000,  April 22-25, 1993

LEADERS: First round: Tom Purtzer and Mike Sullivan at 5-under-par 67 led by two over Jay Haas, Rick Lewallen, Jim Hallet, Jim McGovern and Chip Beck. Second round: Sullivan, at 9-under 135, led by two over Dudley Hart. Third round: Steve Elkington and Sullivan, at 8-under-par 208, led by one over Gil Morgan.
CUT: 84 players at 3-over-par.
PRO-AM: Due to darkness, the pro-am was divided into three separate events. The morning group completed 18 holes, while the afternoon segment was divided into two nine-hole events. Morning Individual–Brad Faxon, Tom Watson, John Cook, 68, $412.50 each. Morning Team–Rick Fehr, 55, $450. Afternoon Front Nine Individual–Fuzzy Zoeller, 34, $375. Afternoon Front Nine Team–Sandy Lyle, 27, $450. Afternoon Back Nine Individual–Jay Delsing, Nolan Henke, 34, $337.50. Afternoon Back Nine Team–Ken Green, 25, $375.
WEATHER: Thursday and Friday were sunny, very cool and breezy. Saturday and Sunday were very pleasant with some wind.

### Winner: Rocco Mediate 74-67-71-69-281 (Won playoff with birdie on fourth extra hole) $270,000.00

| POS | PLAYER | RND 1 | RND 2 | RND 3 | RND 4 | TOTAL | EARNINGS |
|---|---|---|---|---|---|---|---|
| 1 | Rocco Mediate | 74 | 67 | 71 | 69 | 281/-7 | 270,000.00 |
| 2 | Steve Elkington | 71 | 68 | 69 | 73 | 281/-7 | 162,000.00 |
| T3 | Paul Azinger | 73 | 67 | 70 | 72 | 282/-6 | 78,000.00 |
| T3 | Dudley Hart | 72 | 65 | 74 | 71 | 282/-6 | 78,000.00 |
| T3 | Gil Morgan | 71 | 69 | 69 | 73 | 282/-6 | 78,000.00 |
| T6 | David Edwards | 70 | 71 | 70 | 72 | 283/-5 | 50,250.00 |
| T6 | Lee Janzen | 71 | 71 | 70 | 71 | 283/-5 | 50,250.00 |
| T6 | Mark Wiebe | 72 | 73 | 68 | 70 | 283/-5 | 50,250.00 |
| T9 | Billy Andrade | 74 | 72 | 68 | 70 | 284/-4 | 40,500.00 |
| T9 | Vijay Singh | 72 | 67 | 72 | 73 | 284/-4 | 40,500.00 |
| T9 | Jeff Sluman | 78 | 65 | 71 | 70 | 284/-4 | 40,500.00 |
| T12 | Mark Brooks | 76 | 68 | 69 | 72 | 285/-3 | 26,812.50 |
| T12 | Mark Calcavecchia | 72 | 69 | 76 | 68 | 285/-3 | 26,812.50 |
| T12 | Peter Jacobsen | 70 | 70 | 75 | 70 | 285/-3 | 26,812.50 |
| T12 | Jim McGovern | 69 | 72 | 75 | 69 | 285/-3 | 26,812.50 |
| T12 | Mark O'Meara | 74 | 68 | 72 | 71 | 285/-3 | 26,812.50 |
| T12 | Gene Sauers | 74 | 69 | 76 | 66 | 285/-3 | 26,812.50 |
| T12 | Mike Sullivan | 67 | 68 | 73 | 77 | 285/-3 | 26,812.50 |
| T12 | Tom Watson | 75 | 70 | 72 | 68 | 285/-3 | 26,812.50 |
| T20 | Russell Beiersdorf | 75 | 71 | 69 | 71 | 286/-2 | 16,250.00 |
| T20 | Lennie Clements | 70 | 68 | 72 | 76 | 286/-2 | 16,250.00 |
| T20 | John Cook | 71 | 73 | 70 | 72 | 286/-2 | 16,250.00 |
| T20 | Jay Haas | 69 | 73 | 74 | 70 | 286/-2 | 16,250.00 |
| T20 | Donnie Hammond | 73 | 72 | 68 | 73 | 286/-2 | 16,250.00 |
| T20 | Howard Twitty | 72 | 71 | 70 | 73 | 286/-2 | 16,250.00 |
| 26 | Joel Edwards | 70 | 73 | 71 | 73 | 287/-1 | 12,000.00 |
| T27 | Chip Beck | 69 | 74 | 74 | 71 | 288/E | 10,425.00 |
| T27 | John Huston | 73 | 70 | 72 | 73 | 288/E | 10,425.00 |
| T27 | Tom Lehman | 72 | 73 | 71 | 72 | 288/E | 10,425.00 |
| T27 | Davis Love III | 71 | 74 | 71 | 72 | 288/E | 10,425.00 |
| T27 | John Mahaffey | 70 | 71 | 70 | 77 | 288/E | 10,425.00 |
| T27 | Tom Purtzer | 67 | 77 | 74 | 70 | 288/E | 10,425.00 |
| T33 | Brian Claar | 72 | 73 | 75 | 69 | 289/1 | 7,925.00 |
| T33 | Robert Gamez | 74 | 72 | 71 | 72 | 289/1 | 7,925.00 |
| T33 | Wayne Levi | 75 | 72 | 70 | 72 | 289/1 | 7,925.00 |
| T33 | Craig Parry | 71 | 72 | 74 | 72 | 289/1 | 7,925.00 |
| T33 | Don Pooley | 74 | 72 | 70 | 73 | 289/1 | 7,925.00 |
| T33 | Marty Schiene | 74 | 71 | 74 | 70 | 289/1 | 7,925.00 |
| T39 | Roger Maltbie | 70 | 71 | 76 | 73 | 290/2 | 6,300.00 |
| T39 | Lance Ten Broeck | 72 | 70 | 72 | 76 | 290/2 | 6,300.00 |
| T39 | Jim Thorpe | 75 | 71 | 72 | 72 | 290/2 | 6,300.00 |
| T39 | Grant Waite | 74 | 73 | 70 | 73 | 290/2 | 6,300.00 |
| T43 | John Adams | 73 | 67 | 77 | 74 | 291/3 | 4,680.00 |
| T43 | Rick Fehr | 73 | 73 | 71 | 74 | 291/3 | 4,680.00 |
| T43 | Jim Gallagher, Jr. | 74 | 73 | 76 | 68 | 291/3 | 4,680.00 |
| T43 | Brian Kamm | 74 | 73 | 73 | 71 | 291/3 | 4,680.00 |
| T43 | Dick Mast | 70 | 75 | 68 | 78 | 291/3 | 4,680.00 |
| T43 | Peter Persons | 73 | 71 | 74 | 73 | 291/3 | 4,680.00 |
| T43 | Tom Sieckmann | 73 | 73 | 70 | 75 | 291/3 | 4,680.00 |
| T50 | Jay Delsing | 72 | 73 | 75 | 72 | 292/4 | 3,485.46 |
| T50 | John Flannery | 75 | 72 | 75 | 70 | 292/4 | 3,485.46 |
| T50 | John Inman | 72 | 73 | 74 | 73 | 292/4 | 3,485.46 |
| T50 | Sandy Lyle | 75 | 70 | 74 | 73 | 292/4 | 3,485.46 |
| T50 | Harry Taylor | 72 | 70 | 78 | 72 | 292/4 | 3,485.46 |
| T50 | Jaime Gomez | 75 | 71 | 72 | 74 | 292/4 | 3,485.45 |
| T50 | Hale Irwin | 71 | 73 | 70 | 78 | 292/4 | 3,485.45 |
| T50 | Len Mattiace | 73 | 72 | 74 | 73 | 292/4 | 3,485.45 |
| T50 | Phil Mickelson | 77 | 68 | 73 | 74 | 292/4 | 3,485.45 |
| T50 | Tim Simpson | 76 | 71 | 71 | 74 | 292/4 | 3,485.45 |
| T50 | Fuzzy Zoeller | 74 | 72 | 71 | 75 | 292/4 | 3,485.45 |
| T61 | Ronnie Black | 72 | 73 | 72 | 76 | 293/5 | 3,195.00 |
| T61 | Kelly Gibson | 74 | 72 | 73 | 74 | 293/5 | 3,195.00 |
| T61 | Ken Green | 73 | 73 | 71 | 76 | 293/5 | 3,195.00 |
| T61 | Dave Peege | 71 | 72 | 76 | 74 | 293/5 | 3,195.00 |
| T61 | Kenny Perry | 76 | 71 | 74 | 72 | 293/5 | 3,195.00 |
| T61 | Mike Springer | 73 | 74 | 73 | 73 | 293/5 | 3,195.00 |
| T67 | Brad Bryant | 71 | 75 | 74 | 74 | 294/6 | 3,045.00 |
| T67 | Rick Dalpos | 70 | 75 | 71 | 78 | 294/6 | 3,045.00 |
| T67 | Bruce Fleisher | 74 | 71 | 72 | 77 | 294/6 | 3,045.00 |
| T67 | Loren Roberts | 72 | 75 | 75 | 72 | 294/6 | 3,045.00 |
| T71 | Jim Hallet | 69 | 75 | 78 | 73 | 295/7 | 2,940.00 |
| T71 | Nolan Henke | 72 | 74 | 75 | 74 | 295/7 | 2,940.00 |
| T71 | Greg Kraft | 72 | 71 | 73 | 79 | 295/7 | 2,940.00 |
| T74 | John Daly | 75 | 72 | 74 | 75 | 296/8 | 2,835.00 |
| T74 | Mike Hulbert | 73 | 73 | 71 | 79 | 296/8 | 2,835.00 |
| T74 | Skip Kendall | 71 | 75 | 73 | 77 | 296/8 | 2,835.00 |
| T74 | Kirk Triplett | 74 | 73 | 76 | 73 | 296/8 | 2,835.00 |
| T78 | Bob Estes | 76 | 70 | 78 | 73 | 297/9 | 2,715.00 |
| T78 | Mark Lye | 74 | 73 | 73 | 77 | 297/9 | 2,715.00 |
| T78 | Ted Schulz | 71 | 71 | 75 | 80 | 297/9 | 2,715.00 |
| T78 | Joey Sindelar | 75 | 72 | 74 | 76 | 297/9 | 2,715.00 |
| 82 | Mark Carnevale | 73 | 74 | 77 | 74 | 298/10 | 2,640.00 |
| 83 | Rick Lewallen | 69 | 74 | 76 | 80 | 299/11 | 2,610.00 |
| 84 | David Toms | 77 | 70 | 77 | 76 | 300/12 | 2,580.00 |
| W/D | Jim Woodward | 75 | 85 | | | 160/16 | |
| W/D | Dave Rummells | 78 | | | | 78/6 | |
| W/D | Mike Smith | 80 | | | | 80/8 | |
| W/D | Eddie Pearce | 85 | | | | 85/13 | |

# 1994 K-Mart Greater Greensboro Open

Forest Oaks Country Club, Greensboro, NC  Par: 36-36–72,  Yards: 6,958,  Purse: $1,500,000,  April 21-24, 1994

LEADERS: First round: Mike Springer, after an 8-under-par 64, held a one-stroke lead over Hale Irwin. Pete Jordan was in third place with a 66. Second round: Springer, at 11-under-par 133, was four strokes ahead of Ed Humenik. Third round: Springer, at 13-under-par 203, maintained a four-stroke lead over John Morse and Brad Bryant.
CUT: 76 players at 1-over-par 145.
PRO-AM: $7.500. Individual–Tom Kite, 67, $750. Team–Michael Allen, 52, $750.
WEATHER: Sunny and clear Thursday with some wind; cool in the morning, with temperatures warming throughout the day. Mostly cloudy, cold and windy Friday, with temperatures getting only to the 50s. Sunny and warm Saturday and Sunday, with cool mornings both days.

### Winner: Mike Springer 64-69-70-72 275  $270,000.00

| POS | PLAYER | RND 1 | RND 2 | RND 3 | RND 4 | TOTAL | EARNINGS |
|---|---|---|---|---|---|---|---|
| 1 | Mike Springer | 64 | 69 | 70 | 72 | 275/-13 | 270,000.00 |
| T2 | Brad Bryant | 68 | 71 | 68 | 71 | 278/-10 | 112,000.00 |
| T2 | Ed Humenik | 72 | 65 | 73 | 68 | 278/-10 | 112,000.00 |
| T2 | Hale Irwin | 65 | 73 | 71 | 69 | 278/-10 | 112,000.00 |
| 5 | Bob Lohr | 69 | 71 | 69 | 70 | 279/-9 | 60,000.00 |
| T6 | Donnie Hammond | 70 | 71 | 69 | 70 | 280/-8 | 52,125.00 |
| T6 | John Morse | 72 | 68 | 67 | 73 | 280/-8 | 52,125.00 |
| T8 | David Edwards | 71 | 74 | 68 | 68 | 281/-7 | 42,000.00 |
| T8 | Joel Edwards | 69 | 69 | 73 | 70 | 281/-7 | 42,000.00 |
| T8 | Dudley Hart | 75 | 69 | 67 | 70 | 281/-7 | 42,000.00 |
| T8 | Mike Smith | 69 | 73 | 69 | 70 | 281/-7 | 42,000.00 |
| 12 | Gil Morgan | 68 | 71 | 69 | 74 | 282/-6 | 34,500.00 |
| T13 | Jay Haas | 69 | 73 | 71 | 70 | 283/-5 | 30,000.00 |
| T13 | Howard Twitty | 72 | 69 | 71 | 71 | 283/-5 | 30,000.00 |
| T15 | Guy Boros | 71 | 73 | 69 | 71 | 284/-4 | 22,500.00 |
| T15 | Lennie Clements | 71 | 69 | 72 | 72 | 284/-4 | 22,500.00 |
| T15 | Marco Dawson | 70 | 74 | 72 | 68 | 284/-4 | 22,500.00 |
| T15 | Brad Faxon | 68 | 73 | 73 | 70 | 284/-4 | 22,500.00 |
| T15 | Billy Kratzert | 69 | 72 | 72 | 71 | 284/-4 | 22,500.00 |
| T15 | Steve Lowery | 71 | 72 | 71 | 70 | 284/-4 | 22,500.00 |
| T15 | Roger Maltbie | 69 | 75 | 70 | 70 | 284/-4 | 22,500.00 |
| T22 | John Cook | 72 | 72 | 71 | 70 | 285/-3 | 13,521.43 |
| T22 | Bill Glasson | 68 | 73 | 72 | 72 | 285/-3 | 13,521.43 |
| T22 | John Huston | 73 | 65 | 75 | 72 | 285/-3 | 13,521.43 |
| T22 | Lee Janzen | 68 | 72 | 73 | 72 | 285/-3 | 13,521.43 |
| T22 | Brett Ogle | 72 | 70 | 71 | 72 | 285/-3 | 13,521.43 |
| T22 | Mike Reid | 70 | 73 | 72 | 70 | 285/-3 | 13,521.43 |
| T22 | Dave Barr | 72 | 71 | 68 | 74 | 285/-3 | 13,521.42 |
| T29 | Mark Brooks | 68 | 74 | 69 | 75 | 286/-2 | 9,975.00 |
| T29 | Jay Delsing | 69 | 75 | 69 | 73 | 286/-2 | 9,975.00 |
| T29 | Mike Hulbert | 71 | 72 | 68 | 75 | 286/-2 | 9,975.00 |
| T29 | Blaine McCallister | 70 | 70 | 74 | 72 | 286/-2 | 9,975.00 |
| T33 | Mark Calcavecchia | 71 | 70 | 71 | 75 | 287/-1 | 8,287.50 |
| T33 | Peter Jacobsen | 72 | 73 | 72 | 70 | 287/-1 | 8,287.50 |
| T33 | Craig Parry | 69 | 71 | 75 | 72 | 287/-1 | 8,287.50 |
| T33 | Gene Sauers | 71 | 71 | 74 | 71 | 287/-1 | 8,287.50 |
| T37 | Chip Beck | 71 | 73 | 71 | 73 | 288/E | 6,450.00 |
| T37 | Steve Brodie | 72 | 73 | 74 | 69 | 288/E | 6,450.00 |
| T37 | Robert Gamez | 70 | 74 | 71 | 73 | 288/E | 6,450.00 |
| T37 | Kelly Gibson | 70 | 73 | 73 | 72 | 288/E | 6,450.00 |
| T37 | Ken Green | 71 | 73 | 70 | 74 | 288/E | 6,450.00 |
| T37 | Steve Stricker | 72 | 73 | 71 | 72 | 288/E | 6,450.00 |
| T37 | Willie Wood | 73 | 72 | 74 | 69 | 288/E | 6,450.00 |
| T44 | Billy Andrade | 71 | 73 | 72 | 73 | 289/1 | 4,062.50 |
| T44 | Brandel Chamblee | 71 | 73 | 74 | 71 | 289/1 | 4,062.50 |
| T44 | Bobby Clampett | 74 | 71 | 70 | 74 | 289/1 | 4,062.50 |
| T44 | Glen Day | 69 | 73 | 73 | 74 | 289/1 | 4,062.50 |
| T44 | Brad Fabel | 72 | 71 | 75 | 71 | 289/1 | 4,062.50 |
| T44 | Jim Furyk | 70 | 73 | 73 | 73 | 289/1 | 4,062.50 |
| T44 | Mark O'Meara | 72 | 73 | 74 | 70 | 289/1 | 4,062.50 |
| T44 | David Peoples | 67 | 75 | 74 | 73 | 289/1 | 4,062.50 |
| T44 | Joey Sindelar | 70 | 75 | 73 | 71 | 289/1 | 4,062.50 |
| T44 | Ted Tryba | 70 | 73 | 73 | 73 | 289/1 | 4,062.50 |
| T44 | Duffy Waldorf | 69 | 74 | 73 | 73 | 289/1 | 4,062.50 |
| T44 | Fuzzy Zoeller | 74 | 68 | 74 | 73 | 289/1 | 4,062.50 |
| T56 | John Adams | 69 | 72 | 76 | 73 | 290/2 | 3,330.00 |
| T56 | Chris DiMarco | 69 | 73 | 78 | 70 | 290/2 | 3,330.00 |
| T56 | Steve Elkington | 76 | 69 | 71 | 74 | 290/2 | 3,330.00 |
| T56 | David Feherty | 70 | 74 | 71 | 75 | 290/2 | 3,330.00 |
| T56 | Steve Pate | 73 | 72 | 76 | 69 | 290/2 | 3,330.00 |
| T56 | Jeff Sluman | 73 | 72 | 73 | 72 | 290/2 | 3,330.00 |
| T56 | Jeff Woodland | 73 | 69 | 76 | 72 | 290/2 | 3,330.00 |
| 63 | Brian Claar | 70 | 71 | 75 | 75 | 291/3 | 3,210.00 |
| T64 | Bob Gilder | 73 | 72 | 76 | 71 | 292/4 | 3,165.00 |
| T64 | Vijay Singh | 71 | 73 | 76 | 72 | 292/4 | 3,165.00 |
| 66 | Larry Nelson | 71 | 72 | 76 | 74 | 293/5 | 3,120.00 |
| T67 | Chris Smith | 71 | 74 | 78 | 71 | 294/6 | 3,075.00 |
| T67 | Kirk Triplett | 74 | 70 | 76 | 74 | 294/6 | 3,075.00 |
| T69 | Phil Tataurangi | 71 | 74 | 73 | 77 | 295/7 | 3,015.00 |
| T69 | Bobby Wadkins | 75 | 69 | 75 | 76 | 295/7 | 3,015.00 |
| T71 | Trevor Dodds | 69 | 76 | 77 | 74 | 296/8 | 2,940.00 |
| T71 | Pete Jordan | 66 | 77 | 75 | 78 | 296/8 | 2,940.00 |
| T71 | Grant Waite | 74 | 71 | 77 | 74 | 296/8 | 2,940.00 |
| 74 | Russ Cochran | 73 | 72 | 79 | 74 | 298/10 | 2,880.00 |
| 75 | Bob Burns | 70 | 74 | 81 | 75 | 300/12 | 2,850.00 |
| 76 | Charles Raulerson | 74 | 68 | 81 | 78 | 301/13 | 2,820.00 |
| W/D | Lanny Wadkins | 76 | | | | 76/4 | |
| W/D | Billy Ray Brown | 85 | | | | 85/13 | |

# 1995 K-Mart Greater Greensboro Open

Forest Oaks Country Club, Greensboro, NC  Par: 36-36–72,  Yards: 7,062,  Purse: $1,500,000,  April 20-23, 1995

LEADERS: First Round: Vijay Singh, Brad Faxon and Steve Lowery each shot 7-under-par 65s and led Davis Love III by one stroke. Second round: Kirk Triplett, after a second-round 65, stood at 11-under-par 133, one stroke ahead of Peter Jacobsen. Third round: Jeff Sluman shot a 66 for 15-under-par 201, two strokes ahead of Jacobsen.
CUT: 73 players at 1-under-par 143.
PRO-AM: Individual–Billy Mayfair, 65, $750 Team–Clark Dennis, 50, $750.
WEATHER: Thursday was sunny and warm until a few afternoon showers moved in. Friday was cooler and overcast with gusty winds, but it was sunny and back into the 80s on Saturday. Sunday, it was much cooler with periods of rain.

**Winner: Jim Gallagher, Jr.  69-70-69-66-274  $270,000**

| POS | PLAYER | RND 1 | RND 2 | RND 3 | RND 4 | TOTAL | EARNINGS |
|---|---|---|---|---|---|---|---|
| 1 | Jim Gallagher, Jr. | 69 | 70 | 69 | 66 | 274/-14 | 270,000.00 |
| T2 | Peter Jacobsen | 69 | 65 | 69 | 72 | 275/-13 | 132,000.00 |
| T2 | Jeff Sluman | 70 | 65 | 66 | 74 | 275/-13 | 132,000.00 |
| 4 | John Adams | 70 | 66 | 70 | 70 | 276/-12 | 72,000.00 |
| 5 | Mark Calcavecchia | 68 | 73 | 67 | 69 | 277/-11 | 60,000.00 |
| 6 | Jesper Parnevik | 70 | 68 | 68 | 72 | 278/-10 | 54,000.00 |
| T7 | Guy Boros | 73 | 67 | 70 | 69 | 279/-9 | 43,650.00 |
| T7 | Brad Faxon | 65 | 71 | 71 | 72 | 279/-9 | 43,650.00 |
| T7 | Vijay Singh | 65 | 72 | 69 | 73 | 279/-9 | 43,650.00 |
| T7 | Steve Stricker | 68 | 73 | 66 | 72 | 279/-9 | 43,650.00 |
| T7 | Ted Tryba | 69 | 70 | 69 | 71 | 279/-9 | 43,650.00 |
| T12 | Hal Sutton | 67 | 68 | 74 | 71 | 280/-8 | 33,000.00 |
| T12 | Fuzzy Zoeller | 70 | 71 | 70 | 69 | 280/-8 | 33,000.00 |
| T14 | David Duval | 72 | 68 | 70 | 71 | 281/-7 | 25,500.00 |
| T14 | Gary Hallberg | 69 | 71 | 69 | 72 | 281/-7 | 25,500.00 |
| T14 | Justin Leonard | 70 | 71 | 72 | 68 | 281/-7 | 25,500.00 |
| T14 | Loren Roberts | 71 | 70 | 71 | 69 | 281/-7 | 25,500.00 |
| T14 | Kirk Triplett | 68 | 65 | 71 | 77 | 281/-7 | 25,500.00 |
| T19 | Chris DiMarco | 68 | 73 | 71 | 70 | 282/-6 | 17,550.00 |
| T19 | Robert Gamez | 69 | 72 | 70 | 71 | 282/-6 | 17,550.00 |
| T19 | Steve Gotsche | 71 | 70 | 69 | 72 | 282/-6 | 17,550.00 |
| T19 | Ed Humenik | 73 | 70 | 68 | 71 | 282/-6 | 17,550.00 |
| T19 | Brian Kamm | 71 | 71 | 68 | 72 | 282/-6 | 17,550.00 |
| T19 | Davis Love III | 66 | 71 | 75 | 70 | 282/-6 | 17,550.00 |
| T25 | Dave Barr | 71 | 68 | 72 | 72 | 283/-5 | 11,962.50 |
| T25 | Jay Don Blake | 71 | 71 | 70 | 71 | 283/-5 | 11,962.50 |
| T25 | Brad Bryant | 69 | 66 | 72 | 76 | 283/-5 | 11,962.50 |
| T25 | Howard Twitty | 68 | 70 | 77 | 68 | 283/-5 | 11,962.50 |
| T29 | Michael Bradley | 69 | 74 | 72 | 69 | 284/-4 | 9,332.15 |
| T29 | Chris Perry | 73 | 69 | 70 | 72 | 284/-4 | 9,332.15 |
| T29 | Billy Andrade | 72 | 68 | 72 | 72 | 284/-4 | 9,332.14 |
| T29 | Trevor Dodds | 68 | 73 | 73 | 70 | 284/-4 | 9,332.14 |
| T29 | David Edwards | 67 | 74 | 71 | 72 | 284/-4 | 9,332.14 |
| T29 | Scott Simpson | 67 | 72 | 70 | 75 | 284/-4 | 9,332.14 |
| T29 | Mike Sullivan | 69 | 72 | 70 | 73 | 284/-4 | 9,332.14 |
| T36 | Bob Burns | 68 | 74 | 72 | 71 | 285/-3 | 7,065.00 |
| T36 | Lennie Clements | 68 | 72 | 73 | 72 | 285/-3 | 7,065.00 |
| T36 | Bob Lohr | 71 | 71 | 74 | 69 | 285/-3 | 7,065.00 |
| T36 | Kenny Perry | 68 | 72 | 74 | 71 | 285/-3 | 7,065.00 |
| T36 | Scott Verplank | 72 | 71 | 69 | 73 | 285/-3 | 7,065.00 |
| T41 | Bob Boyd | 69 | 72 | 72 | 73 | 286/-2 | 5,400.00 |
| T41 | Billy Ray Brown | 72 | 70 | 70 | 74 | 286/-2 | 5,400.00 |
| T41 | Curt Byrum | 68 | 73 | 72 | 73 | 286/-2 | 5,400.00 |
| T41 | Glen Day | 72 | 70 | 74 | 70 | 286/-2 | 5,400.00 |
| T41 | Lee Janzen | 70 | 67 | 76 | 73 | 286/-2 | 5,400.00 |
| T41 | Ted Schulz | 72 | 70 | 70 | 74 | 286/-2 | 5,400.00 |
| T47 | Keith Fergus | 73 | 70 | 72 | 72 | 287/-1 | 4,035.00 |
| T47 | Jeff Maggert | 72 | 66 | 75 | 74 | 287/-1 | 4,035.00 |
| T47 | Gene Sauers | 70 | 71 | 74 | 72 | 287/-1 | 4,035.00 |
| T47 | Mike Taylor | 70 | 73 | 73 | 71 | 287/-1 | 4,035.00 |
| T51 | Phil Blackmar | 68 | 73 | 73 | 74 | 288/E | 3,577.50 |
| T51 | Jim Furyk | 69 | 73 | 70 | 76 | 288/E | 3,577.50 |
| T51 | J.P. Hayes | 70 | 70 | 75 | 73 | 288/E | 3,577.50 |
| T51 | Steve Lowery | 65 | 71 | 74 | 78 | 288/E | 3,577.50 |
| 55 | David Peoples | 68 | 72 | 77 | 72 | 289/1 | 3,450.00 |
| T56 | Ronnie Black | 68 | 70 | 78 | 74 | 290/2 | 3,360.00 |
| T56 | Kelly Gibson | 71 | 72 | 72 | 75 | 290/2 | 3,360.00 |
| T56 | Nolan Henke | 72 | 71 | 75 | 72 | 290/2 | 3,360.00 |
| T56 | Blaine McCallister | 71 | 72 | 73 | 74 | 290/2 | 3,360.00 |
| T56 | Tommy Tolles | 68 | 72 | 73 | 77 | 290/2 | 3,360.00 |
| T61 | Ed Fiori | 70 | 71 | 76 | 74 | 291/3 | 3,225.00 |
| T61 | Mike Heinen | 67 | 75 | 71 | 78 | 291/3 | 3,225.00 |
| T61 | Neal Lancaster | 70 | 72 | 73 | 76 | 291/3 | 3,225.00 |
| T61 | Paul Stankowski | 70 | 70 | 79 | 72 | 291/3 | 3,225.00 |
| T65 | Bob Gilder | 74 | 69 | 75 | 74 | 292/4 | 3,075.00 |
| T65 | Skip Kendall | 73 | 69 | 73 | 77 | 292/4 | 3,075.00 |
| T65 | Doug Martin | 72 | 69 | 75 | 76 | 292/4 | 3,075.00 |
| T65 | Katsumasa Miyamoto | 70 | 72 | 74 | 76 | 292/4 | 3,075.00 |
| T65 | Jerry Pate | 74 | 68 | 73 | 77 | 292/4 | 3,075.00 |
| T65 | Mike Standly | 71 | 70 | 75 | 76 | 292/4 | 3,075.00 |
| 71 | Joel Edwards | 71 | 72 | 76 | 74 | 293/5 | 2,970.00 |
| 72 | Omar Uresti | 75 | 68 | 72 | 79 | 294/6 | 2,940.00 |
| 73 | David Feherty | 69 | 73 | 76 | 77 | 295/7 | 2,910.00 |
| W/D | Rick Lewallen | 76 | 76 | | | 152/8 | |
| W/D | Ken Green | 77 | 78 | | | 155/11 | |
| W/D | Paul Goydos | 74 | | | | 74/2 | |
| W/D | Tray Tyner | 78 | | | | 78/6 | |

# 1996 Greater Greensboro Chrysler Classic

Forest Oaks Country Club, Greensboro, NC  Purse: $1,800,000,  Par: 36-36–72,  Yards: 7,062,  April 25-28, 1996

LEADERS: First round: Guy Boros and Chip Beck shot 5-under-par 67 to lead Billy Andrade, Joe Ozaki, Tom Kite and Jay Don Blake by one stroke. Second round: Keith Fergus, at 7-under-par 137, led Duffy Waldorf, Mike Sullivan and Hisayuki Sasaki by one stroke. Third round: Waldorf and Mark O'Meara shared the lead at 11-under-par, two strokes ahead of Tom Lehman and Emlyn Aubrey.
PRO-AM: $7,500 Individual–Duffy Waldorf, 66, $750. Team–Bob Lohr, Guy Boros, 56, $675 each.
CUT: 78 players at 2-over-par 146 from a field of 156.
WEATHER: Sunny and windy Thursday. Friday's play was suspended at 10:05 a.m. due to heavy winds and rain. Play resumed at 10:27 a.m. Heavy rain all morning Friday, with clearing in the afternoon. Sunshine Saturday and Sunday.

**Winner: Mark O'Meara 75-68-62-69-274  $324,000.00**

| POS | PLAYER | RND 1 | RND 2 | RND 3 | RND 4 | TOTAL | EARNINGS |
|---|---|---|---|---|---|---|---|
| 1 | Mark O'Meara | 75 | 68 | 62 | 69 | 274/-14 | 324,000.00 |
| 2 | Duffy Waldorf | 73 | 65 | 67 | 71 | 276/-12 | 194,400.00 |
| 3 | Steve Stricker | 72 | 69 | 70 | 67 | 278/-10 | 122,400.00 |
| 4 | Emlyn Aubrey | 72 | 67 | 68 | 72 | 279/-9 | 86,400.00 |
| T5 | Billy Andrade | 68 | 74 | 67 | 71 | 280/-8 | 68,400.00 |
| T5 | John Huston | 71 | 71 | 73 | 65 | 280/-8 | 68,400.00 |
| T7 | Jim Furyk | 73 | 68 | 67 | 73 | 281/-7 | 56,100.00 |
| T7 | Wayne Levi | 74 | 67 | 71 | 69 | 281/-7 | 56,100.00 |
| T7 | Fuzzy Zoeller | 72 | 70 | 70 | 69 | 281/-7 | 56,100.00 |
| 10 | Woody Austin | 71 | 68 | 72 | 71 | 282/-6 | 48,600.00 |
| T11 | Ken Green | 70 | 71 | 72 | 70 | 283/-5 | 38,160.00 |
| T11 | Tom Kite | 68 | 72 | 70 | 73 | 283/-5 | 38,160.00 |
| T11 | Tom Lehman | 70 | 71 | 66 | 76 | 283/-5 | 38,160.00 |
| T11 | David Ogrin | 69 | 71 | 70 | 73 | 283/-5 | 38,160.00 |
| T11 | Hisayuki Sasaki | 69 | 69 | 71 | 74 | 283/-5 | 38,160.00 |
| T16 | Marco Dawson | 70 | 73 | 70 | 71 | 284/-4 | 25,251.43 |
| T16 | Joel Edwards | 69 | 73 | 70 | 72 | 284/-4 | 25,251.43 |
| T16 | Brian Kamm | 73 | 68 | 70 | 73 | 284/-4 | 25,251.43 |
| T16 | Corey Pavin | 73 | 72 | 70 | 69 | 284/-4 | 25,251.43 |
| T16 | Joey Sindelar | 72 | 74 | 67 | 71 | 284/-4 | 25,251.43 |
| T16 | Kirk Triplett | 70 | 73 | 71 | 70 | 284/-4 | 25,251.43 |
| T16 | Keith Fergus | 70 | 67 | 71 | 76 | 284/-4 | 25,251.42 |
| T23 | John Adams | 72 | 73 | 69 | 71 | 285/-3 | 13,507.50 |
| T23 | Guy Boros | 67 | 72 | 72 | 74 | 285/-3 | 13,507.50 |
| T23 | Mark Brooks | 71 | 68 | 76 | 70 | 285/-3 | 13,507.50 |
| T23 | Lennie Clements | 71 | 70 | 71 | 73 | 285/-3 | 13,507.50 |
| T23 | David Edwards | 72 | 74 | 68 | 71 | 285/-3 | 13,507.50 |
| T23 | Rick Fehr | 73 | 72 | 68 | 72 | 285/-3 | 13,507.50 |
| T23 | Ed Humenik | 71 | 71 | 70 | 73 | 285/-3 | 13,507.50 |
| T23 | Lee Janzen | 72 | 70 | 71 | 72 | 285/-3 | 13,507.50 |
| T23 | Craig Parry | 72 | 72 | 70 | 71 | 285/-3 | 13,507.50 |
| T23 | Tom Purtzer | 70 | 73 | 70 | 72 | 285/-3 | 13,507.50 |
| T23 | Clarence Rose | 73 | 69 | 72 | 71 | 285/-3 | 13,507.50 |
| T23 | Taylor Smith | 73 | 69 | 68 | 75 | 285/-3 | 13,507.50 |
| T35 | Ronnie Black | 74 | 69 | 70 | 73 | 286/-2 | 8,130.00 |
| T35 | Joe Daley | 70 | 71 | 76 | 69 | 286/-2 | 8,130.00 |
| T35 | Dan Forsman | 74 | 71 | 68 | 73 | 286/-2 | 8,130.00 |
| T35 | Bryan Gorman | 73 | 68 | 73 | 72 | 286/-2 | 8,130.00 |
| T35 | Frank Lickliter II | 70 | 69 | 71 | 76 | 286/-2 | 8,130.00 |
| T35 | Jim McGovern | 71 | 74 | 72 | 69 | 286/-2 | 8,130.00 |
| T35 | Kenny Perry | 71 | 74 | 69 | 72 | 286/-2 | 8,130.00 |
| T35 | Gene Sauers | 75 | 70 | 70 | 71 | 286/-2 | 8,130.00 |
| T35 | Dave Stockton, Jr. | 69 | 73 | 72 | 72 | 286/-2 | 8,130.00 |
| T44 | Kelly Gibson | 72 | 71 | 70 | 74 | 287/-1 | 5,760.00 |
| T44 | Peter Jacobsen | 72 | 71 | 70 | 74 | 287/-1 | 5,760.00 |
| T44 | Kevin Sutherland | 72 | 74 | 72 | 69 | 287/-1 | 5,760.00 |
| T44 | Lanny Wadkins | 72 | 73 | 76 | 66 | 287/-1 | 5,760.00 |
| T48 | Chip Beck | 67 | 77 | 72 | 72 | 288/E | 4,432.50 |
| T48 | Jay Don Blake | 68 | 75 | 75 | 70 | 288/E | 4,432.50 |
| T48 | Brad Fabel | 71 | 72 | 68 | 77 | 288/E | 4,432.50 |
| T48 | Bob Gilder | 73 | 70 | 75 | 70 | 288/E | 4,432.50 |
| T48 | Jeff Hart | 77 | 67 | 73 | 71 | 288/E | 4,432.50 |
| T48 | Dillard Pruitt | 75 | 69 | 74 | 70 | 288/E | 4,432.50 |
| T48 | Charlie Rymer | 73 | 73 | 69 | 73 | 288/E | 4,432.50 |
| T48 | David Toms | 71 | 73 | 73 | 71 | 288/E | 4,432.50 |
| T56 | Mark McCumber | 72 | 71 | 71 | 75 | 289/1 | 4,086.00 |
| T56 | Vijay Singh | 70 | 75 | 72 | 72 | 289/1 | 4,086.00 |
| T58 | Scott Dunlap | 73 | 72 | 70 | 75 | 290/2 | 3,960.00 |
| T58 | Mike Heinen | 72 | 74 | 75 | 69 | 290/2 | 3,960.00 |
| T58 | Bob Lohr | 71 | 73 | 78 | 68 | 290/2 | 3,960.00 |
| T58 | Joe Ozaki | 68 | 77 | 74 | 71 | 290/2 | 3,960.00 |
| T58 | Jeff Sluman | 74 | 72 | 72 | 72 | 290/2 | 3,960.00 |
| T63 | Billy Ray Brown | 74 | 67 | 79 | 71 | 291/3 | 3,798.00 |
| T63 | Mark Wiebe | 69 | 76 | 76 | 70 | 291/3 | 3,798.00 |
| T63 | John Wilson | 72 | 72 | 73 | 74 | 291/3 | 3,798.00 |
| T63 | Robert Wrenn | 74 | 68 | 75 | 74 | 291/3 | 3,798.00 |
| T67 | Stuart Appleby | 72 | 69 | 73 | 78 | 292/4 | 3,618.00 |
| T67 | Robin Freeman | 72 | 74 | 70 | 76 | 292/4 | 3,618.00 |
| T67 | Sean Murphy | 73 | 73 | 75 | 71 | 292/4 | 3,618.00 |
| T67 | Larry Nelson | 73 | 69 | 75 | 75 | 292/4 | 3,618.00 |
| T67 | Mike Springer | 75 | 71 | 74 | 72 | 292/4 | 3,618.00 |
| T67 | Mike Sullivan | 69 | 69 | 74 | 80 | 292/4 | 3,618.00 |
| 73 | Jim Thorpe | 73 | 72 | 76 | 72 | 293/5 | 3,492.00 |
| T74 | John Cook | 71 | 75 | 78 | 70 | 294/6 | 3,438.00 |
| T74 | John Morse | 74 | 72 | 75 | 73 | 294/6 | 3,438.00 |
| 76 | Tim Dunlavey | 69 | 70 | 76 | 80 | 295/7 | 3,384.00 |
| T77 | Mike Brisky | 74 | 72 | 74 | 76 | 296/8 | 3,330.00 |
| T77 | Ed Fiori | 74 | 72 | 72 | 78 | 296/8 | 3,330.00 |
| W/D | Bill Glasson | 72 | 78 | | | 150/6 | |
| W/D | Rocco Mediate | 73 | | | | 73/1 | |
| W/D | Michael Bradley | 74 | | | | 74/2 | |
| W/D | Hubert Green | 76 | | | | 76/4 | |
| W/D | Bobby Wadkins | 79 | | | | 79/7 | |
| W/D | Roger Maltbie | 83 | | | | 83/11 | |

# 1997 Greater Greensboro Chrysler Classic

Forest Oaks Country Club, Greensboro, NC 36-36–72, Yards: 7,062, Purse: $1,900,000, April 24-27, 1997

LEADERS: First round: Sandy Lyle, Mike Hulbert and Robert Damron shot 6-under-par 66s to lead Brad Faxon, Jack O'Keefe, Kirk Triplett, Steve Elkington, Tom Kite, David Ogrin, Joey Sindelar and Spike McRoy by one stroke. Second round: Kite and Hulbert shared the lead at 9-under-par 135, one stroke ahead of Triplett and Mike Standly. Third round: Faxon and Kite, at 14-under-par 202, were three strokes ahead of Jerry Kelly, Ernie Els, Damron and Triplett.
CUT: 71 players at 1-under-par 143 from a field of 156.
PRO-AM: Canceled due to rain.
WEATHER: Overcast with temperatures in the low 60s Thursday. Warmer with some sun Friday and Saturday. Cool and rainy Sunday, but no delays.

**Winner: Frank Nobilo 69-69-69-67-274 $342,000 (won playoff with par-4 on first extra hole)**

| POS | PLAYER | RND 1 | RND 2 | RND 3 | RND 4 | TOTAL | EARNINGS |
|---|---|---|---|---|---|---|---|
| 1 | Frank Nobilo | 69 | 69 | 69 | 67 | 274/-14 | 342,000.00 |
| 2 | Brad Faxon | 67 | 70 | 65 | 72 | 274/-14 | 205,200.00 |
| 3 | Kirk Triplett | 67 | 69 | 69 | 70 | 275/-13 | 129,200.00 |
| T4 | Billy Andrade | 72 | 68 | 67 | 69 | 276/-12 | 83,600.00 |
| T4 | Robert Damron | 66 | 72 | 67 | 71 | 276/-12 | 83,600.00 |
| 6 | Davis Love III | 72 | 69 | 69 | 67 | 277/-11 | 68,400.00 |
| T7 | Tom Kite | 67 | 68 | 67 | 76 | 278/-10 | 61,275.00 |
| T7 | Mike Standly | 68 | 68 | 71 | 71 | 278/-10 | 61,275.00 |
| T9 | Ernie Els | 69 | 69 | 67 | 74 | 279/-9 | 49,400.00 |
| T9 | Rocco Mediate | 72 | 66 | 69 | 72 | 279/-9 | 49,400.00 |
| T9 | Phil Mickelson | 71 | 68 | 70 | 70 | 279/-9 | 49,400.00 |
| T9 | Mark O'Meara | 72 | 67 | 73 | 67 | 279/-9 | 49,400.00 |
| 13 | Lennie Clements | 70 | 72 | 67 | 71 | 280/-8 | 39,900.00 |
| T14 | Fred Funk | 69 | 69 | 72 | 71 | 281/-7 | 32,300.00 |
| T14 | Jim Furyk | 70 | 72 | 68 | 71 | 281/-7 | 32,300.00 |
| T14 | Clarence Rose | 70 | 71 | 68 | 72 | 281/-7 | 32,300.00 |
| T14 | Paul Stankowski | 69 | 68 | 69 | 75 | 281/-7 | 32,300.00 |
| T14 | Scott Verplank | 72 | 67 | 72 | 70 | 281/-7 | 32,300.00 |
| T19 | John Adams | 71 | 67 | 70 | 74 | 282/-6 | 22,230.00 |
| T19 | Stuart Appleby | 70 | 72 | 71 | 69 | 282/-6 | 22,230.00 |
| T19 | Glen Day | 72 | 66 | 69 | 75 | 282/-6 | 22,230.00 |
| T19 | Brent Geiberger | 70 | 70 | 69 | 73 | 282/-6 | 22,230.00 |
| T19 | Jerry Kelly | 68 | 69 | 68 | 77 | 282/-6 | 22,230.00 |
| T19 | Doug Martin | 69 | 72 | 71 | 70 | 282/-6 | 22,230.00 |
| T25 | Jimmy Green | 71 | 71 | 69 | 72 | 283/-5 | 15,152.50 |
| T25 | Jim McGovern | 70 | 70 | 71 | 72 | 283/-5 | 15,152.50 |
| T25 | David Ogrin | 67 | 73 | 72 | 71 | 283/-5 | 15,152.50 |
| T25 | Joe Ozaki | 68 | 71 | 68 | 76 | 283/-5 | 15,152.50 |
| T29 | Doug Barron | 70 | 67 | 72 | 75 | 284/-4 | 11,566.25 |
| T29 | Phil Blackmar | 71 | 71 | 73 | 69 | 284/-4 | 11,566.25 |
| T29 | Russ Cochran | 72 | 66 | 69 | 77 | 284/-4 | 11,566.25 |
| T29 | Dudley Hart | 69 | 69 | 71 | 75 | 284/-4 | 11,566.25 |
| T29 | J.P. Hayes | 71 | 71 | 68 | 74 | 284/-4 | 11,566.25 |
| T29 | Mike Hulbert | 66 | 69 | 77 | 72 | 284/-4 | 11,566.25 |
| T29 | Jack O'Keefe | 67 | 70 | 73 | 74 | 284/-4 | 11,566.25 |
| T29 | Hisayuki Sasaki | 69 | 70 | 69 | 76 | 284/-4 | 11,566.25 |
| T37 | David Berganio, Jr. | 71 | 72 | 70 | 72 | 285/-3 | 8,740.00 |
| T37 | Guy Boros | 72 | 66 | 73 | 74 | 285/-3 | 8,740.00 |
| T37 | Bob Estes | 69 | 71 | 72 | 73 | 285/-3 | 8,740.00 |
| T37 | Scott Simpson | 73 | 70 | 71 | 71 | 285/-3 | 8,740.00 |
| T41 | Eric Johnson | 71 | 69 | 74 | 72 | 286/-2 | 7,220.00 |
| T41 | John Morse | 69 | 71 | 71 | 75 | 286/-2 | 7,220.00 |
| T41 | Jesper Parnevik | 72 | 70 | 71 | 73 | 286/-2 | 7,220.00 |
| T41 | Phil Tataurangi | 71 | 69 | 71 | 75 | 286/-2 | 7,220.00 |
| T45 | Mike Brisky | 69 | 73 | 74 | 71 | 287/-1 | 5,719.00 |
| T45 | Brad Bryant | 71 | 66 | 74 | 76 | 287/-1 | 5,719.00 |
| T45 | Jeff Sluman | 70 | 70 | 73 | 74 | 287/-1 | 5,719.00 |
| T45 | Dave Stockton, Jr. | 70 | 71 | 70 | 76 | 287/-1 | 5,719.00 |
| T49 | Tom Byrum | 71 | 71 | 73 | 73 | 288/E | 4,510.60 |
| T49 | Keith Fergus | 71 | 72 | 73 | 72 | 288/E | 4,510.60 |
| T49 | Jeff Hart | 74 | 69 | 72 | 73 | 288/E | 4,510.60 |
| T49 | Skip Kendall | 70 | 67 | 73 | 78 | 288/E | 4,510.60 |
| T49 | Wayne Levi | 72 | 71 | 71 | 74 | 288/E | 4,510.60 |
| T49 | John Maginnes | 68 | 73 | 71 | 76 | 288/E | 4,510.60 |
| T49 | Larry Rinker | 71 | 68 | 75 | 74 | 288/E | 4,510.60 |
| T49 | Joey Sindelar | 67 | 72 | 76 | 73 | 288/E | 4,510.60 |
| T49 | Vijay Singh | 69 | 69 | 71 | 79 | 288/E | 4,510.60 |
| T49 | Mike Springer | 71 | 71 | 70 | 76 | 288/E | 4,510.60 |
| T59 | Steve Elkington | 67 | 71 | 75 | 76 | 289/1 | 4,123.00 |
| T59 | Brad Fabel | 68 | 75 | 73 | 73 | 289/1 | 4,123.00 |
| T59 | Steve Hart | 71 | 69 | 72 | 77 | 289/1 | 4,123.00 |
| T59 | Sandy Lyle | 66 | 77 | 72 | 74 | 289/1 | 4,123.00 |
| T59 | Spike McRoy | 67 | 71 | 73 | 78 | 289/1 | 4,123.00 |
| T59 | Omar Uresti | 71 | 71 | 71 | 76 | 289/1 | 4,123.00 |
| T65 | Scott Dunlap | 69 | 72 | 72 | 77 | 290/2 | 3,971.00 |
| T65 | P.H. Horgan III | 71 | 72 | 72 | 75 | 290/2 | 3,971.00 |
| T67 | Jimmy Johnston | 69 | 73 | 75 | 74 | 291/3 | 3,895.00 |
| T67 | Hideki Kase | 73 | 70 | 71 | 77 | 291/3 | 3,895.00 |
| 69 | Rafael Alarcon | 73 | 69 | 73 | 77 | 292/4 | 3,838.00 |
| 70 | Scott Medlin | 70 | 73 | 73 | 77 | 293/5 | 3,800.00 |
| 71 | Mark Wiebe | 69 | 73 | 72 | 80 | 294/6 | 3,762.00 |
| W/D | Fulton Allem | 72 | | | | 72/E | |
| W/D | Ken Green | 76 | | | | 76/4 | |

# 1998 Greater Greensboro Chrysler Classic

Forest Oaks Country Club, Greensboro, NC Purse: $2,200,000, Par: 36-36–72, Yards: 7,062, April 23-26, 1998

LEADERS: First round: Hal Sutton, at 7-under-par 65, led David Frost and Chris Perry by one stroke. Second round: Bob Estes and Sutton, at 12-under-par 132, were four strokes ahead of Dudley Hart, defending champion Frank Nobilo and Lennie Clements. Third round: Skip Kendall, Scott Verplank and Estes, at 12-under-par 204, were one stroke ahead of Ted Tryba and two ahead of Jerry Kelly and Sutton.
CUT: 77 players at 1-under-par 143 from a field of 156 players.
PRO-AM: $10,000. Morning Individual–Jeff Maggert, 66, $600. Afternoon Front Nine–Mike Brisky, 33, $300. Afternoon Back Nine–Len Mattiace, 35, $300. Morning Team–Robert Damron, 55, $66. Afternoon Front Nine–Billy Mayfair, 28, $300. Afternoon Back Nine–Ted Tryba, Brent Geiberger, 28, $287.50 each.
WEATHER: Wednesday's pro-am was called at 5:20 p.m. due to heavy rain. Thursday's start was delayed one hour due to overnight rains. The lift-clean-and-place rule was in effect Thursday, Friday and Saturday. Beautiful Saturday and Sunday. Lift-clean-and-place rule in effect on hole No. 6 only Sunday.

**Winner: Trevor Dodds 68-69-70-69-276 $396,000 (won playoff with par-4 on first extra hole)**

| POS | PLAYER | RND 1 | RND 2 | RND 3 | RND 4 | TOTAL | EARNINGS |
|---|---|---|---|---|---|---|---|
| 1 | Trevor Dodds | 68 | 69 | 70 | 69 | 276/-12 | 396,000.00 |
| 2 | Scott Verplank | 67 | 71 | 66 | 72 | 276/-12 | 237,600.00 |
| 3 | Bob Estes | 67 | 65 | 72 | 73 | 277/-11 | 149,600.00 |
| 4 | Neal Lancaster | 70 | 67 | 70 | 71 | 278/-10 | 105,600.00 |
| 5 | Frank Nobilo | 71 | 65 | 71 | 72 | 279/-9 | 88,000.00 |
| T6 | Fred Funk | 72 | 69 | 67 | 72 | 280/-8 | 76,450.00 |
| T6 | Phil Mickelson | 74 | 65 | 71 | 70 | 280/-8 | 76,450.00 |
| T8 | Michael Bradley | 69 | 71 | 72 | 69 | 281/-7 | 63,800.00 |
| T8 | Lennie Clements | 68 | 68 | 72 | 73 | 281/-7 | 63,800.00 |
| T8 | Hal Sutton | 65 | 67 | 74 | 75 | 281/-7 | 63,800.00 |
| T11 | Jim Furyk | 70 | 67 | 73 | 72 | 282/-6 | 46,640.00 |
| T11 | Dudley Hart | 68 | 68 | 74 | 72 | 282/-6 | 46,640.00 |
| T11 | Jerry Kelly | 70 | 68 | 68 | 76 | 282/-6 | 46,640.00 |
| T11 | Skip Kendall | 68 | 73 | 63 | 78 | 282/-6 | 46,640.00 |
| T11 | Ted Tryba | 71 | 67 | 67 | 77 | 282/-6 | 46,640.00 |
| T16 | Clark Dennis | 69 | 70 | 73 | 71 | 283/-5 | 30,862.86 |
| T16 | Jim Estes | 70 | 70 | 75 | 68 | 283/-5 | 30,862.86 |
| T16 | Harrison Frazar | 71 | 71 | 71 | 70 | 283/-5 | 30,862.86 |
| T16 | Mike Hulbert | 69 | 73 | 72 | 69 | 283/-5 | 30,862.86 |
| T16 | Jeff Maggert | 71 | 69 | 71 | 72 | 283/-5 | 30,862.86 |
| T16 | Tim Herron | 71 | 69 | 71 | 72 | 283/-5 | 30,862.85 |
| T16 | John Maginnes | 68 | 72 | 70 | 73 | 283/-5 | 30,862.85 |
| T23 | Stuart Appleby | 70 | 69 | 70 | 75 | 284/-4 | 18,542.86 |
| T23 | Ben Bates | 71 | 72 | 71 | 70 | 284/-4 | 18,542.86 |
| T23 | Steve Flesch | 71 | 70 | 71 | 72 | 284/-4 | 18,542.86 |
| T23 | David Toms | 70 | 70 | 73 | 71 | 284/-4 | 18,542.86 |
| T23 | Fuzzy Zoeller | 67 | 73 | 69 | 75 | 284/-4 | 18,542.86 |
| T23 | Brad Faxon | 67 | 70 | 71 | 76 | 284/-4 | 18,542.85 |
| T23 | Donnie Hammond | 69 | 70 | 69 | 76 | 284/-4 | 18,542.85 |
| T30 | Stephen Ames | 71 | 70 | 66 | 78 | 285/-3 | 12,787.50 |
| T30 | Ronnie Black | 71 | 69 | 73 | 72 | 285/-3 | 12,787.50 |
| T30 | David Edwards | 69 | 69 | 72 | 75 | 285/-3 | 12,787.50 |
| T30 | Steve Elkington | 71 | 71 | 67 | 76 | 285/-3 | 12,787.50 |
| T30 | David Frost | 66 | 75 | 68 | 76 | 285/-3 | 12,787.50 |
| T30 | Guy Hill | 71 | 71 | 69 | 74 | 285/-3 | 12,787.50 |
| T30 | Mike Standly | 69 | 71 | 75 | 70 | 285/-3 | 12,787.50 |
| T30 | Bobby Wadkins | 68 | 71 | 74 | 72 | 285/-3 | 12,787.50 |
| T38 | Billy Andrade | 73 | 69 | 71 | 73 | 286/-2 | 9,680.00 |
| T38 | Rocco Mediate | 68 | 72 | 74 | 72 | 286/-2 | 9,680.00 |
| T38 | Chris Perry | 66 | 75 | 68 | 77 | 286/-2 | 9,680.00 |
| T38 | Lee Rinker | 70 | 69 | 72 | 75 | 286/-2 | 9,680.00 |
| T42 | Kelly Gibson | 70 | 69 | 73 | 75 | 287/-1 | 7,480.00 |
| T42 | J.P. Hayes | 71 | 72 | 69 | 75 | 287/-1 | 7,480.00 |
| T42 | Jimmy Johnston | 69 | 69 | 74 | 75 | 287/-1 | 7,480.00 |
| T42 | Len Mattiace | 71 | 71 | 70 | 75 | 287/-1 | 7,480.00 |
| T42 | John Riegger | 72 | 70 | 76 | 69 | 287/-1 | 7,480.00 |
| T42 | Clarence Rose | 73 | 70 | 69 | 75 | 287/-1 | 7,480.00 |
| T48 | Joe Durant | 72 | 71 | 75 | 70 | 288/E | 5,468.58 |
| T48 | Gabriel Hjertstedt | 70 | 70 | 71 | 77 | 288/E | 5,468.57 |
| T48 | Glen Hnatiuk | 69 | 73 | 72 | 74 | 288/E | 5,468.57 |
| T48 | Greg Kraft | 69 | 71 | 74 | 74 | 288/E | 5,468.57 |
| T48 | Steve Lowery | 75 | 68 | 72 | 73 | 288/E | 5,468.57 |
| T48 | Dave Stockton, Jr. | 70 | 71 | 72 | 75 | 288/E | 5,468.57 |
| T48 | Doug Tewell | 71 | 71 | 72 | 74 | 288/E | 5,468.57 |
| T55 | John Adams | 71 | 71 | 74 | 73 | 289/1 | 4,928.00 |
| T55 | Fulton Allem | 69 | 74 | 69 | 77 | 289/1 | 4,928.00 |
| T55 | Richie Coughlan | 74 | 68 | 73 | 74 | 289/1 | 4,928.00 |
| T55 | Tim Loustalot | 70 | 73 | 73 | 73 | 289/1 | 4,928.00 |
| T55 | Brett Quigley | 69 | 69 | 76 | 75 | 289/1 | 4,928.00 |
| T55 | Sonny Skinner | 72 | 69 | 73 | 75 | 289/1 | 4,928.00 |
| T55 | Mark Wurtz | 70 | 70 | 73 | 76 | 289/1 | 4,928.00 |
| T62 | Barry Cheesman | 70 | 71 | 74 | 75 | 290/2 | 4,664.00 |
| T62 | Jeff Gallagher | 74 | 69 | 73 | 74 | 290/2 | 4,664.00 |
| T62 | Robert Gamez | 71 | 72 | 71 | 76 | 290/2 | 4,664.00 |
| T62 | Peter O'Malley | 70 | 72 | 73 | 75 | 290/2 | 4,664.00 |
| T62 | Kevin Wentworth | 69 | 71 | 74 | 76 | 290/2 | 4,664.00 |
| T67 | Tom Byrum | 70 | 70 | 76 | 75 | 291/3 | 4,444.00 |
| T67 | Jim Carter | 71 | 70 | 73 | 77 | 291/3 | 4,444.00 |
| T67 | Jonathan Kaye | 69 | 74 | 73 | 75 | 291/3 | 4,444.00 |
| T67 | Tom Kite | 70 | 69 | 76 | 76 | 291/3 | 4,444.00 |
| T67 | Billy Mayfair | 70 | 69 | 75 | 77 | 291/3 | 4,444.00 |
| T72 | Joe Daley | 73 | 69 | 75 | 75 | 292/4 | 4,290.00 |
| T72 | Robert Damron | 70 | 73 | 75 | 74 | 292/4 | 4,290.00 |
| T74 | Guy Boros | 73 | 70 | 73 | 77 | 293/5 | 4,202.00 |
| T74 | Brian Henninger | 76 | 67 | 75 | 75 | 293/5 | 4,202.00 |
| 76 | John Daly | 72 | 70 | 76 | 79 | 297/9 | 4,136.00 |
| 77 | Steve Stricker | 72 | 71 | 74 | 81 | 298/10 | 4,092.00 |

# 1999 Greater Greensboro Chrysler Classic

Forest Oaks Country Club, Greensboro, NC Purse: $2,600,000, Par: 36-36–72, Yards: 7,062, April 22-25, 1999

LEADERS: First round: Jesper Parnevik fired a 7-under-par 65 to lead by one stroke over Dudley Hart and Steve Lowery. Robin Freeman and Jim Furyk were another stroke back. Second round: Parnevik added a 9-under-par 63 for a tournament-record 16-under-par 128 to lead by two strokes over Maggert, who tied the course record with a l0-under-par 62, and Furyk, who shot 63. Third round: Parnevik, after a 5-under-par 67, set the 54-hole tournament record with his 21-under-par 195. Furyk was three strokes back.
PRO-AM: $10,000. Jay Don Blake, 56, $2,000.
CUT: 71 players at 1-under-par 143 from a field of 156.
WEATHER: Sunny, warm and windy Thursday and Friday, with temperatures reaching the mid 80s. Overcast and cool early Saturday, giving way to partly sunny conditions with temperatures in the low 60s. Beautiful Sunday, with temperatures in the high 60s.

**Winner: Jesper Parnevik 65-63-67-70 265 $468,000**

| POS | PLAYER | RND 1 | RND 2 | RND 3 | RND 4 | TOTAL | EARNINGS |
|---|---|---|---|---|---|---|---|
| 1 | Jesper Parnevik | 65 | 63 | 67 | 70 | 265/-23 | 468,000.00 |
| 2 | Jim Furyk | 67 | 63 | 68 | 69 | 267/-21 | 280,800.00 |
| 3 | Jeff Maggert | 68 | 62 | 75 | 68 | 273/-15 | 176,800.00 |
| 4 | Dudley Hart | 66 | 65 | 71 | 72 | 274/-14 | 124,800.00 |
| 5 | Tom Lehman | 69 | 68 | 69 | 69 | 275/-13 | 104,000.00 |
| T6 | Paul Stankowski | 70 | 69 | 71 | 66 | 276/-12 | 90,350.00 |
| T6 | Kirk Triplett | 69 | 68 | 71 | 68 | 276/-12 | 90,350.00 |
| 8 | Trevor Dodds | 71 | 65 | 72 | 69 | 277/-11 | 80,600.00 |
| T9 | Phil Blackmar | 71 | 69 | 70 | 68 | 278/-10 | 70,200.00 |
| T9 | J.L. Lewis | 70 | 65 | 74 | 69 | 278/-10 | 70,200.00 |
| T9 | Vijay Singh | 70 | 70 | 70 | 68 | 278/-10 | 70,200.00 |
| 12 | Neal Lancaster | 69 | 70 | 69 | 71 | 279/-9 | 59,800.00 |
| T13 | Jim Carter | 72 | 66 | 73 | 69 | 280/-8 | 48,750.00 |
| T13 | Brad Faxon | 71 | 70 | 70 | 69 | 280/-8 | 48,750.00 |
| T13 | Greg Kraft | 75 | 66 | 69 | 70 | 280/-8 | 48,750.00 |
| T13 | Sean Murphy | 68 | 71 | 70 | 71 | 280/-8 | 48,750.00 |
| T17 | Brad Fabel | 73 | 69 | 70 | 69 | 281/-7 | 35,186.67 |
| T17 | Donnie Hammond | 70 | 70 | 70 | 71 | 281/-7 | 35,186.67 |
| T17 | Rocco Mediate | 68 | 70 | 73 | 70 | 281/-7 | 35,186.67 |
| T17 | Hal Sutton | 70 | 70 | 70 | 71 | 281/-7 | 35,186.67 |
| T17 | Bill Glasson | 74 | 67 | 68 | 72 | 281/-7 | 35,186.66 |
| T17 | Skip Kendall | 72 | 67 | 70 | 72 | 281/-7 | 35,186.66 |
| T23 | Steve Lowery | 66 | 68 | 73 | 75 | 282/-6 | 26,000.00 |
| T23 | Jeff Sluman | 73 | 68 | 71 | 70 | 282/-6 | 26,000.00 |
| T25 | David Frost | 71 | 68 | 72 | 72 | 283/-5 | 19,846.67 |
| T25 | Chris Perry | 69 | 71 | 73 | 70 | 283/-5 | 19,846.67 |
| T25 | Omar Uresti | 69 | 71 | 73 | 70 | 283/-5 | 19,846.67 |
| T25 | Mike Weir | 70 | 68 | 74 | 71 | 283/-5 | 19,846.67 |
| T25 | Frank Nobilo | 71 | 68 | 72 | 72 | 283/-5 | 19,846.66 |
| T25 | Chris Riley | 71 | 69 | 71 | 72 | 283/-5 | 19,846.66 |
| T31 | Woody Austin | 70 | 73 | 69 | 72 | 284/-4 | 15,080.00 |
| T31 | Fred Funk | 68 | 72 | 72 | 72 | 284/-4 | 15,080.00 |
| T31 | Jeff Gallagher | 70 | 71 | 71 | 72 | 284/-4 | 15,080.00 |
| T31 | Mike Hulbert | 71 | 66 | 74 | 73 | 284/-4 | 15,080.00 |
| T31 | Per-Ulrik Johansson | 72 | 67 | 71 | 74 | 284/-4 | 15,080.00 |
| T31 | Kenny Perry | 72 | 71 | 69 | 72 | 284/-4 | 15,080.00 |
| T37 | Tim Herron | 69 | 69 | 77 | 70 | 285/-3 | 12,220.00 |
| T37 | Jerry Kelly | 69 | 69 | 76 | 71 | 285/-3 | 12,220.00 |
| T37 | Dennis Paulson | 69 | 69 | 75 | 72 | 285/-3 | 12,220.00 |
| T40 | Ben Bates | 73 | 69 | 74 | 70 | 286/-2 | 10,400.00 |
| T40 | Danny Briggs | 70 | 72 | 71 | 73 | 286/-2 | 10,400.00 |
| T40 | Stewart Cink | 72 | 70 | 68 | 76 | 286/-2 | 10,400.00 |
| T40 | Wayne Grady | 74 | 64 | 76 | 72 | 286/-2 | 10,400.00 |
| T44 | Emlyn Aubrey | 69 | 69 | 74 | 75 | 287/-1 | 8,320.00 |
| T44 | Eric Booker | 72 | 71 | 71 | 73 | 287/-1 | 8,320.00 |
| T44 | Steve Elkington | 71 | 68 | 75 | 73 | 287/-1 | 8,320.00 |
| T44 | Lee Porter | 75 | 68 | 71 | 73 | 287/-1 | 8,320.00 |
| T48 | Paul Goydos | 72 | 69 | 74 | 73 | 288/E | 6,534.67 |
| T48 | Kent Jones | 71 | 72 | 75 | 70 | 288/E | 6,534.67 |
| T48 | Wayne Levi | 70 | 69 | 76 | 73 | 288/E | 6,534.67 |
| T48 | Scott Verplank | 73 | 70 | 70 | 75 | 288/E | 6,534.67 |
| T48 | Robert Damron | 71 | 71 | 69 | 77 | 288/E | 6,534.66 |
| T48 | Robin Freeman | 67 | 68 | 74 | 79 | 288/E | 6,534.66 |
| T54 | Notah Begay III | 72 | 70 | 77 | 70 | 289/1 | 5,980.00 |
| T54 | Bob Burns | 73 | 70 | 75 | 71 | 289/1 | 5,980.00 |
| T54 | Charles Raulerson | 76 | 66 | 70 | 77 | 289/1 | 5,980.00 |
| T57 | Barry Cheesman | 71 | 72 | 73 | 74 | 290/2 | 5,746.00 |
| T57 | Chris DiMarco | 70 | 72 | 76 | 72 | 290/2 | 5,746.00 |
| T57 | Len Mattiace | 71 | 69 | 77 | 73 | 290/2 | 5,746.00 |
| T57 | Deane Pappas | 72 | 71 | 75 | 72 | 290/2 | 5,746.00 |
| T57 | Lee Rinker | 71 | 70 | 74 | 75 | 290/2 | 5,746.00 |
| T57 | Mark Wiebe | 70 | 70 | 72 | 78 | 290/2 | 5,746.00 |
| T63 | Briny Baird | 73 | 70 | 73 | 75 | 291/3 | 5,460.00 |
| T63 | Cameron Beckman | 68 | 74 | 75 | 74 | 291/3 | 5,460.00 |
| T63 | Jimmy Green | 73 | 70 | 70 | 78 | 291/3 | 5,460.00 |
| T63 | Jonathan Kaye | 71 | 70 | 78 | 72 | 291/3 | 5,460.00 |
| T63 | Ted Tryba | 72 | 70 | 72 | 77 | 291/3 | 5,460.00 |
| T68 | Rick Fehr | 73 | 70 | 74 | 76 | 293/5 | 5,252.00 |
| T68 | Brian Henninger | 71 | 71 | 77 | 74 | 293/5 | 5,252.00 |
| T68 | Lanny Wadkins | 72 | 69 | 78 | 74 | 293/5 | 5,252.00 |
| 71 | Charles Warren | 69 | 72 | 80 | 73 | 294/6 | 5,148.00 |
| DQ | Ken Green | 78 | | | | 78/6 | |
| DQ | Gary Hallberg | 81 | | | | 81/9 | |
| W/D | Doug Tewell | | | | | /-28 | |

# 2000 Greater Greensboro Chrysler Classic

Forest Oaks Country Club, Greensboro, NC  Purse: $3,000,000  Par: 36-36–72  Yards: 7,062  Apr. 20-24, 2000

LEADERS: First Round: Brian Heninger and Scott Verplank fired 6-under-par 66s and led Hal Sutton, Omar Uresti, Sean Murphy and Doug Dunakey by one stroke. Second round: Sutton used a 64 to move to 13-under-par and gave him a five-stroke lead over Barry Cheesman. Third round: Sutton (72) retained a three-stroke lead over Andrew Magee, who stood at 10-under after 54 holes.
CUT: 79 players at even-par 144 from a field of 156.
PRO-AM: $10,000. J.P. Hayes, 54, $2,000.
WEATHER: Mostly sunny with winds out of the southwest at 10-18 mph and temps from 58-80 on Thursday. Friday, partly cloudy and windy (10-25 mph) with high temp of 68 and light rain in the afternoon. Saturday, cooler with a high of 58, sunny in the morning with clouds moving in for the afternoon. Winds 7-20 mph out of the northwest. Mostly sunny with milder conditions and a high of 71.

**WINNER: Hal Sutton  67-64-72-71 — 274 (14-under-par)  $540,000**

| POS | PLAYER | RND 1 | RND 2 | RND 3 | RND 4 | TOTAL | EARNINGS |
|---|---|---|---|---|---|---|---|
| 1 | Hal Sutton | 67 | 64 | 72 | 71 | 274/-14 | 540,000.00 |
| 2 | Andrew Magee | 70 | 68 | 68 | 71 | 277/-11 | 324,000.00 |
| T3 | Mark Calcavecchia | 72 | 70 | 71 | 65 | 278/-10 | 174,000.00 |
| T3 | Dudley Hart | 72 | 67 | 69 | 70 | 278/-10 | 174,000.00 |
| T5 | Doug Dunakey | 67 | 71 | 72 | 71 | 281/-7 | 109,500.00 |
| T5 | Jonathan Kaye | 71 | 67 | 71 | 72 | 281/-7 | 109,500.00 |
| T5 | Chris Perry | 71 | 71 | 69 | 70 | 281/-7 | 109,500.00 |
| T8 | Shigeki Maruyama | 71 | 69 | 70 | 72 | 282/-6 | 81,000.00 |
| T8 | Jesper Parnevik | 69 | 69 | 74 | 70 | 282/-6 | 81,000.00 |
| T8 | Kenny Perry | 73 | 70 | 69 | 70 | 282/-6 | 81,000.00 |
| T8 | Omar Uresti | 67 | 72 | 69 | 74 | 282/-6 | 81,000.00 |
| T8 | Scott Verplank | 66 | 74 | 70 | 72 | 282/-6 | 81,000.00 |
| T13 | Barry Cheesman | 70 | 66 | 73 | 74 | 283/-5 | 58,000.00 |
| T13 | Bob Estes | 68 | 72 | 73 | 70 | 283/-5 | 58,000.00 |
| T13 | Craig Spence | 73 | 66 | 75 | 69 | 283/-5 | 58,000.00 |
| T16 | Scott Dunlap | 71 | 67 | 73 | 73 | 284/-4 | 45,000.00 |
| T16 | Jimmy Green | 69 | 72 | 71 | 72 | 284/-4 | 45,000.00 |
| T16 | Tom Lehman | 73 | 70 | 71 | 70 | 284/-4 | 45,000.00 |
| T16 | Justin Leonard | 69 | 70 | 73 | 72 | 284/-4 | 45,000.00 |
| T16 | Tom Scherrer | 71 | 72 | 69 | 72 | 284/-4 | 45,000.00 |
| T21 | Brad Elder | 70 | 68 | 74 | 73 | 285/-3 | 31,200.00 |
| T21 | Brian Henninger | 66 | 72 | 71 | 76 | 285/-3 | 31,200.00 |
| T21 | Davis Love III | 72 | 69 | 68 | 76 | 285/-3 | 31,200.00 |
| T21 | Billy Mayfair | 69 | 73 | 74 | 69 | 285/-3 | 31,200.00 |
| T21 | Scott McCarron | 72 | 70 | 70 | 73 | 285/-3 | 31,200.00 |
| T26 | Skip Kendall | 69 | 73 | 73 | 71 | 286/-2 | 23,550.00 |
| T26 | Rocco Mediate | 71 | 72 | 71 | 72 | 286/-2 | 23,550.00 |
| T28 | Joel Edwards | 72 | 68 | 76 | 71 | 287/-1 | 19,950.00 |
| T28 | Jeff Gallagher | 71 | 69 | 73 | 74 | 287/-1 | 19,950.00 |
| T28 | Brent Geiberger | 71 | 71 | 75 | 70 | 287/-1 | 19,950.00 |
| T28 | Glen Hnatiuk | 71 | 72 | 75 | 69 | 287/-1 | 19,950.00 |
| T28 | Sean Murphy | 67 | 72 | 73 | 75 | 287/-1 | 19,950.00 |
| T28 | Kevin Sutherland | 70 | 71 | 78 | 68 | 287/-1 | 19,950.00 |
| T34 | Jim Carter | 69 | 70 | 77 | 72 | 288/E | 14,512.50 |
| T34 | Ken Green | 69 | 71 | 74 | 74 | 288/E | 14,512.50 |
| T34 | Jerry Kelly | 71 | 70 | 70 | 77 | 288/E | 14,512.50 |
| T34 | Neal Lancaster | 73 | 70 | 76 | 69 | 288/E | 14,512.50 |
| T34 | Bob May | 72 | 67 | 77 | 72 | 288/E | 14,512.50 |
| T34 | Blaine McCallister | 72 | 71 | 71 | 74 | 288/E | 14,512.50 |
| T34 | David Peoples | 70 | 69 | 78 | 71 | 288/E | 14,512.50 |
| T34 | Mike Springer | 71 | 70 | 75 | 72 | 288/E | 14,512.50 |
| T42 | Phil Blackmar | 74 | 67 | 75 | 73 | 289/1 | 10,800.00 |
| T42 | Jim Furyk | 70 | 74 | 71 | 74 | 289/1 | 10,800.00 |
| T42 | Steve Pate | 70 | 71 | 74 | 74 | 289/1 | 10,800.00 |
| T42 | Carl Paulson | 72 | 72 | 73 | 72 | 289/1 | 10,800.00 |
| T46 | Matt Gogel | 70 | 72 | 73 | 75 | 290/2 | 8,022.86 |
| T46 | Tim Herron | 71 | 70 | 76 | 73 | 290/2 | 8,022.86 |
| T46 | Greg Kraft | 69 | 73 | 73 | 75 | 290/2 | 8,022.86 |
| T46 | David Sutherland | 72 | 71 | 74 | 73 | 290/2 | 8,022.86 |
| T46 | Kevin Wentworth | 73 | 71 | 71 | 75 | 290/2 | 8,022.86 |
| T46 | Frank Nobilo | 70 | 72 | 72 | 76 | 290/2 | 8,022.85 |
| T46 | Willie Wood | 70 | 72 | 72 | 76 | 290/2 | 8,022.85 |
| T53 | Bart Bryant | 72 | 72 | 72 | 75 | 291/3 | 6,980.00 |
| T53 | Chris DiMarco | 70 | 70 | 75 | 76 | 291/3 | 6,980.00 |
| T53 | John Restino | 69 | 71 | 71 | 80 | 291/3 | 6,980.00 |
| T56 | Eric Booker | 72 | 70 | 76 | 74 | 292/4 | 6,690.00 |
| T56 | Olin Browne | 71 | 68 | 77 | 76 | 292/4 | 6,690.00 |
| T56 | Steve Jones | 71 | 71 | 76 | 74 | 292/4 | 6,690.00 |
| T56 | Dick Mast | 72 | 72 | 72 | 76 | 292/4 | 6,690.00 |
| T56 | John Rollins | 72 | 72 | 73 | 75 | 292/4 | 6,690.00 |
| T56 | Grant Waite | 71 | 72 | 74 | 75 | 292/4 | 6,690.00 |
| T62 | Billy Andrade | 70 | 72 | 77 | 74 | 293/5 | 6,390.00 |
| T62 | Robin Freeman | 70 | 72 | 75 | 76 | 293/5 | 6,390.00 |
| T62 | Dennis Paulson | 75 | 68 | 75 | 75 | 293/5 | 6,390.00 |
| T62 | Paul Stankowski | 70 | 70 | 75 | 78 | 293/5 | 6,390.00 |
| T66 | Ben Bates | 73 | 70 | 75 | 76 | 294/6 | 6,120.00 |
| T66 | John Daly | 70 | 73 | 73 | 78 | 294/6 | 6,120.00 |
| T66 | Robert Gamez | 70 | 72 | 78 | 74 | 294/6 | 6,120.00 |
| T66 | Joe Ogilvie | 72 | 72 | 79 | 71 | 294/6 | 6,120.00 |
| T66 | Charles Raulerson | 70 | 73 | 79 | 72 | 294/6 | 6,120.00 |
| T71 | Michael Clark II | 74 | 69 | 80 | 72 | 295/7 | 5,850.00 |
| T71 | Rick Fehr | 68 | 76 | 76 | 75 | 295/7 | 5,850.00 |
| T71 | Ryan Howison | 71 | 70 | 79 | 75 | 295/7 | 5,850.00 |
| T71 | Pete Jordan | 72 | 72 | 77 | 74 | 295/7 | 5,850.00 |
| T75 | Steve Hart | 73 | 71 | 74 | 78 | 296/8 | 5,670.00 |
| T75 | John Maginnes | 69 | 74 | 75 | 78 | 296/8 | 5,670.00 |
| 77 | Bradley Hughes | 72 | 72 | 76 | 77 | 297/9 | 5,580.00 |
| 78 | Jerry Smith | 75 | 69 | 80 | 75 | 299/11 | 5,520.00 |
| 79 | Aaron Bengoechea | 74 | 68 | 84 | 76 | 302/14 | 5,460.00 |
| W/D | Mark Wiebe | 75 | | | | 75/3 | |
| W/D | Jeff Sluman | 78 | | | | 78/6 | |
| W/D | Phil Tataurangi | 92 | | | | 92/20 | |

# 2001 Greater Greensboro Chrysler Classic

Forest Oaks Country Club, Greensboro, NC  Purse: $3,500,000  Par: 36-36–72  Yards: 7,062  April 26-29, 2001

LEADERS: First round: Scott Simpson fired 6-under-par 66 and led Jerry Kelly, Dudley Hart, Robert Damron, Spike McRoy, Shaun Micheel, Aaron Baddeley and Jeffrey Lankford by one stroke. Second round: Mike Sposa used a 6-under-par 66 to move to 10-under-par and give him a one-stroke lead over Simpson and a two-stroke advantage over five other players. Third round: Hoch, at 13-under-par 203, led Kelly, David Berganio and Sposa by one stroke and Kaname Yokoo and Simpson by two strokes.
CUT: 79 players at 2-under-par 142 from a field of 155.
PRO-AM: $10,000. Jim Carter, 52, $2,000.
WEATHER: Beautiful week. Sunny and breezy on Thursday with winds northeast 10-15 mph and temperatures in the mid 60s. Sunny and warm on Saturday and Sunday with temperatures in the high 70s and winds 5-10 mph. Partly cloudy and cooler on Sunday with temperatures in the mid to high 60s.

**WINNER: Scott Hoch  68-68-67-69- 272 (16-under-par)  $630,000**

| POS | PLAYER | RND 1 | RND 2 | RND 3 | RND 4 | TOTAL | EARNINGS |
|---|---|---|---|---|---|---|---|
| 1 | Scott Hoch | 68 | 68 | 67 | 69 | 272/-16 | 630,000.00 |
| T2 | Brett Quigley | 68 | 71 | 67 | 67 | 273/-15 | 308,000.00 |
| T2 | Scott Simpson | 66 | 69 | 70 | 68 | 273/-15 | 308,000.00 |
| T4 | David Berganio, Jr. | 70 | 66 | 68 | 71 | 275/-13 | 131,950.00 |
| T4 | K.J. Choi | 72 | 66 | 70 | 67 | 275/-13 | 131,950.00 |
| T4 | Gabriel Hjertstedt | 70 | 69 | 67 | 69 | 275/-13 | 131,950.00 |
| T4 | Jerry Kelly | 67 | 70 | 67 | 71 | 275/-13 | 131,950.00 |
| T4 | Jeff Maggert | 69 | 67 | 70 | 69 | 275/-13 | 131,950.00 |
| T9 | Olin Browne | 71 | 67 | 69 | 69 | 276/-12 | 94,500.00 |
| T9 | Jim Furyk | 69 | 72 | 66 | 69 | 276/-12 | 94,500.00 |
| T9 | Kaname Yokoo | 71 | 69 | 65 | 71 | 276/-12 | 94,500.00 |
| T12 | Rich Beem | 71 | 65 | 70 | 71 | 277/-11 | 68,600.00 |
| T12 | Mike Sposa | 68 | 66 | 70 | 73 | 277/-11 | 68,600.00 |
| T12 | Kevin Sutherland | 69 | 72 | 65 | 71 | 277/-11 | 68,600.00 |
| T12 | Phil Tataurangi | 69 | 72 | 66 | 70 | 277/-11 | 68,600.00 |
| T12 | Brian Watts | 70 | 68 | 69 | 70 | 277/-11 | 68,600.00 |
| T17 | Matt Kuchar | 72 | 68 | 70 | 68 | 278/-10 | 54,250.00 |
| T17 | Esteban Toledo | 70 | 69 | 69 | 70 | 278/-10 | 54,250.00 |
| T19 | Briny Baird | 75 | 67 | 66 | 71 | 279/-9 | 42,420.00 |
| T19 | Donnie Hammond | 71 | 68 | 69 | 71 | 279/-9 | 42,420.00 |
| T19 | Scott McCarron | 69 | 68 | 72 | 70 | 279/-9 | 42,420.00 |
| T19 | David Peoples | 70 | 72 | 70 | 67 | 279/-9 | 42,420.00 |
| T19 | Joey Sindelar | 68 | 70 | 70 | 71 | 279/-9 | 42,420.00 |
| T24 | Stephen Ames | 68 | 70 | 72 | 70 | 280/-8 | 29,050.00 |
| T24 | Dudley Hart | 67 | 70 | 70 | 73 | 280/-8 | 29,050.00 |
| T24 | Kenny Perry | 69 | 69 | 70 | 72 | 280/-8 | 29,050.00 |
| T24 | Hal Sutton | 70 | 71 | 68 | 71 | 280/-8 | 29,050.00 |
| T24 | Omar Uresti | 71 | 65 | 73 | 71 | 280/-8 | 29,050.00 |
| T29 | Stuart Appleby | 71 | 70 | 68 | 72 | 281/-7 | 21,775.00 |
| T29 | Jim Carter | 71 | 68 | 73 | 69 | 281/-7 | 21,775.00 |
| T29 | Marco Dawson | 71 | 70 | 72 | 68 | 281/-7 | 21,775.00 |
| T29 | Edward Fryatt | 74 | 68 | 66 | 73 | 281/-7 | 21,775.00 |
| T29 | Jeffrey Lankford | 67 | 73 | 69 | 72 | 281/-7 | 21,775.00 |
| T29 | Frank Nobilo | 69 | 71 | 69 | 72 | 281/-7 | 21,775.00 |
| T29 | Steve Stricker | 70 | 70 | 72 | 69 | 281/-7 | 21,775.00 |
| T36 | Mark Calcavecchia | 73 | 69 | 69 | 71 | 282/-6 | 14,365.91 |
| T36 | Trevor Dodds | 70 | 69 | 69 | 74 | 282/-6 | 14,365.91 |
| T36 | Scott Dunlap | 68 | 73 | 69 | 72 | 282/-6 | 14,365.91 |
| T36 | Stephen Gangluff | 71 | 70 | 72 | 69 | 282/-6 | 14,365.91 |
| T36 | Jonathan Kaye | 68 | 69 | 73 | 72 | 282/-6 | 14,365.91 |
| T36 | Neal Lancaster | 69 | 72 | 71 | 70 | 282/-6 | 14,365.91 |
| T36 | Ian Leggatt | 68 | 74 | 68 | 72 | 282/-6 | 14,365.91 |
| T36 | Lee Porter | 71 | 69 | 70 | 72 | 282/-6 | 14,365.91 |
| T36 | Brent Schwarzrock | 71 | 68 | 70 | 73 | 282/-6 | 14,365.91 |
| T36 | Scott Verplank | 73 | 67 | 71 | 71 | 282/-6 | 14,365.91 |
| T36 | Cliff Kresge | 71 | 69 | 68 | 74 | 282/-6 | 14,365.90 |
| T47 | Russ Cochran | 69 | 71 | 72 | 71 | 283/-5 | 8,990.00 |
| T47 | Robert Damron | 67 | 71 | 70 | 75 | 283/-5 | 8,990.00 |
| T47 | Glen Day | 70 | 71 | 68 | 74 | 283/-5 | 8,990.00 |
| T47 | Kelly Grunewald | 69 | 73 | 70 | 71 | 283/-5 | 8,990.00 |
| T47 | Tripp Isenhour | 74 | 65 | 68 | 76 | 283/-5 | 8,990.00 |
| T47 | Craig Kanada | 71 | 67 | 72 | 73 | 283/-5 | 8,990.00 |
| T47 | Jim McGovern | 73 | 69 | 72 | 69 | 283/-5 | 8,990.00 |
| T54 | Joel Edwards | 70 | 69 | 73 | 72 | 284/-4 | 7,910.00 |
| T54 | Steve Elkington | 71 | 69 | 73 | 71 | 284/-4 | 7,910.00 |
| T54 | Fred Funk | 70 | 70 | 70 | 74 | 284/-4 | 7,910.00 |
| T54 | Jimmy Green | 72 | 69 | 70 | 73 | 284/-4 | 7,910.00 |
| T54 | Pete Jordan | 72 | 70 | 70 | 72 | 284/-4 | 7,910.00 |
| T54 | Greg Kraft | 68 | 72 | 72 | 72 | 284/-4 | 7,910.00 |
| T54 | Andrew Magee | 71 | 70 | 69 | 74 | 284/-4 | 7,910.00 |
| T61 | Aaron Baddeley | 67 | 74 | 66 | 78 | 285/-3 | 7,490.00 |
| T61 | Jeff Brehaut | 69 | 71 | 74 | 71 | 285/-3 | 7,490.00 |
| T61 | Robin Freeman | 69 | 69 | 73 | 74 | 285/-3 | 7,490.00 |
| T61 | Mathew Goggin | 70 | 72 | 68 | 75 | 285/-3 | 7,490.00 |
| T61 | Shaun Micheel | 67 | 74 | 74 | 70 | 285/-3 | 7,490.00 |
| T66 | Hunter Haas | 72 | 70 | 73 | 71 | 286/-2 | 7,175.00 |
| T66 | Kevin Johnson | 71 | 71 | 73 | 71 | 286/-2 | 7,175.00 |
| T66 | John Riegger | 73 | 67 | 74 | 72 | 286/-2 | 7,175.00 |
| T66 | Willie Wood | 70 | 70 | 73 | 73 | 286/-2 | 7,175.00 |
| T70 | Spike McRoy | 67 | 71 | 74 | 75 | 287/-1 | 6,930.00 |
| T70 | David Morland IV | 70 | 70 | 70 | 77 | 287/-1 | 6,930.00 |
| T70 | Michael Muehr | 70 | 68 | 78 | 71 | 287/-1 | 6,930.00 |
| T73 | Mike Heinen | 70 | 70 | 77 | 71 | 288/E | 6,720.00 |
| T73 | Mike Springer | 73 | 69 | 72 | 74 | 288/E | 6,720.00 |
| T73 | Jay Williamson | 73 | 69 | 74 | 72 | 288/E | 6,720.00 |
| 76 | Mike Hulbert | 75 | 67 | 71 | 76 | 289/1 | 6,580.00 |
| T77 | Steve Allan | 72 | 68 | 72 | 78 | 290/2 | 6,475.00 |
| T77 | Ted Tryba | 71 | 70 | 73 | 76 | 290/2 | 6,475.00 |
| 79 | Garrett Willis | 70 | 68 | 71 | 82 | 291/3 | 6,370.00 |
| W/D | Doug Barron | 72 | | | | 72/E | |
| W/D | Richie Coughlan | 74 | | | | 74/2 | |
| DQ | Tom Purtzer | 75 | | | | 75/3 | |
| W/D | Sean Murphy | 76 | | | | 76/4 | |
| W/D | Rick Fehr | | | | | /-28 | |
| W/D | Mark Hensby | | | | | /-28 | |
| W/D | Paul Stankowski | | | | | /-28 | |

# 2002 Greater Greensboro Chrysler Classic

Forest Oaks Country Club  Purse: $3,800,000  Par: 36-36–72  Yards: 7,062  April 22-28, 2002

LEADERS: First round: Mark Calcavecchia took a one-stroke lead over Paul Stankowski with 7-under-par 65. Lee Porter, Jim Gallagher Jr., Chad Campbell and Robert Gamez were two back. Second round: Calcavecchia and Gamez were co-leaders at 10-under-par. One stroke behind were Rocco Mediate and Phil Tataurangi. John Houston was three strokes back. Third round: Mediate shot a 6-under-par 66 to take a two-stroke lead over Calcavecchia at 15-under-par. Campbell was four strokes back, while Jonathan Kaye and Gamez were six strokes behind.
PRO-AM: $10,000. Jim Furyk, 54, $2,000
CUT: 71 players at even-par 144 from a field of 156.
WEATHER: Thursday, cool and calm in the early morning, sunny and breezy with a high of 73 in the afternoon. Winds out of the northwest 10-20 mph. Friday, cool in the morning, 49 degrees, with winds out of the north 4-8 mph. Warming up to 65 with variable winds 5-10 mph. A mix of sun and clouds on Saturday, with temperatures reaching 70. Winds ESE up to 10 mph. Sunday, light drizzle ending early, with high winds reaching 25 mph out of the west. Temperatures reached a high of 85 at 3 p.m.

**WINNER: Rocco Mediate  68-67-66-67—272 (16-under-par)  $684,000**

| POS | PLAYER | RND 1 | RND 2 | RND 3 | RND 4 | TOTAL | EARNINGS |
|---|---|---|---|---|---|---|---|
| 1 | Rocco Mediate | 68 | 67 | 66 | 71 | 272/-16 | 684,000.00 |
| 2 | Mark Calcavecchia | 65 | 69 | 69 | 72 | 275/-13 | 410,400.00 |
| T3 | Jonathan Byrd | 72 | 71 | 69 | 66 | 278/-10 | 220,400.00 |
| T3 | Chad Campbell | 67 | 72 | 66 | 73 | 278/-10 | 220,400.00 |
| T5 | Jim Gallagher, Jr. | 67 | 73 | 70 | 69 | 279/-9 | 144,400.00 |
| T5 | Carl Paulson | 68 | 70 | 73 | 68 | 279/-9 | 144,400.00 |
| T7 | Stephen Ames | 71 | 69 | 72 | 68 | 280/-8 | 118,433.34 |
| T7 | K.J. Choi | 71 | 69 | 69 | 71 | 280/-8 | 118,433.33 |
| T7 | Robert Gamez | 67 | 67 | 73 | 73 | 280/-8 | 118,433.33 |
| T10 | Pat Bates | 71 | 67 | 73 | 70 | 281/-7 | 91,200.00 |
| T10 | Jonathan Kaye | 69 | 72 | 66 | 74 | 281/-7 | 91,200.00 |
| T10 | Paul Stankowski | 66 | 74 | 71 | 70 | 281/-7 | 91,200.00 |
| T10 | Kevin Sutherland | 71 | 68 | 75 | 67 | 281/-7 | 91,200.00 |
| T14 | Stuart Appleby | 70 | 73 | 68 | 71 | 282/-6 | 64,600.00 |
| T14 | Edward Fryatt | 71 | 69 | 72 | 70 | 282/-6 | 64,600.00 |
| T14 | Lee Porter | 67 | 71 | 71 | 73 | 282/-6 | 64,600.00 |
| T14 | Chris Riley | 74 | 70 | 69 | 69 | 282/-6 | 64,600.00 |
| T14 | Loren Roberts | 68 | 72 | 71 | 71 | 282/-6 | 64,600.00 |
| T19 | Matt Gogel | 73 | 68 | 68 | 74 | 283/-5 | 47,690.00 |
| T19 | Brandt Jobe | 72 | 70 | 70 | 71 | 283/-5 | 47,690.00 |
| T19 | Jerry Kelly | 69 | 70 | 71 | 73 | 283/-5 | 47,690.00 |
| T19 | Duffy Waldorf | 71 | 70 | 74 | 68 | 283/-5 | 47,690.00 |
| T23 | Jay Haas | 69 | 70 | 77 | 68 | 284/-4 | 32,028.58 |
| T23 | Jim Furyk | 69 | 72 | 71 | 72 | 284/-4 | 32,028.57 |
| T23 | Dudley Hart | 70 | 72 | 71 | 71 | 284/-4 | 32,028.57 |
| T23 | Frank Nobilo | 71 | 70 | 71 | 72 | 284/-4 | 32,028.57 |
| T23 | Dennis Paulson | 73 | 68 | 70 | 73 | 284/-4 | 32,028.57 |
| T23 | David Peoples | 70 | 70 | 73 | 71 | 284/-4 | 32,028.57 |
| T23 | Mike Sposa | 69 | 71 | 69 | 75 | 284/-4 | 32,028.57 |
| T30 | Bob Heintz | 70 | 69 | 72 | 74 | 285/-3 | 22,087.50 |
| T30 | John Huston | 71 | 66 | 71 | 77 | 285/-3 | 22,087.50 |
| T30 | Kent Jones | 70 | 74 | 73 | 68 | 285/-3 | 22,087.50 |
| T30 | Shaun Micheel | 69 | 72 | 72 | 72 | 285/-3 | 22,087.50 |
| T30 | Brett Quigley | 69 | 73 | 73 | 70 | 285/-3 | 22,087.50 |
| T30 | Heath Slocum | 72 | 69 | 73 | 71 | 285/-3 | 22,087.50 |
| T30 | Phil Tataurangi | 68 | 67 | 73 | 77 | 285/-3 | 22,087.50 |
| T30 | Willie Wood | 69 | 71 | 71 | 74 | 285/-3 | 22,087.50 |
| T38 | Tim Clark | 71 | 70 | 73 | 72 | 286/-2 | 15,960.00 |
| T38 | Carlos Franco | 70 | 74 | 68 | 74 | 286/-2 | 15,960.00 |
| T38 | Paul Goydos | 68 | 75 | 75 | 68 | 286/-2 | 15,960.00 |
| T38 | Steve Jones | 69 | 71 | 76 | 70 | 286/-2 | 15,960.00 |
| T38 | Geoff Ogilvy | 73 | 67 | 74 | 72 | 286/-2 | 15,960.00 |
| T38 | John Senden | 70 | 71 | 74 | 71 | 286/-2 | 15,960.00 |
| T44 | Briny Baird | 72 | 70 | 75 | 70 | 287/-1 | 12,160.00 |
| T44 | Russ Cochran | 69 | 71 | 74 | 73 | 287/-1 | 12,160.00 |
| T44 | John Rollins | 74 | 69 | 74 | 70 | 287/-1 | 12,160.00 |
| T44 | Bo Van Pelt | 68 | 76 | 70 | 73 | 287/-1 | 12,160.00 |
| T48 | Michael Allen | 70 | 69 | 78 | 71 | 288/E | 9,667.20 |
| T48 | Bart Bryant | 72 | 68 | 73 | 75 | 288/E | 9,667.20 |
| T48 | Trevor Dodds | 72 | 72 | 73 | 71 | 288/E | 9,667.20 |
| T48 | Mathew Goggin | 71 | 70 | 75 | 72 | 288/E | 9,667.20 |
| T48 | Tom Scherrer | 70 | 72 | 75 | 71 | 288/E | 9,667.20 |
| T53 | Tom Byrum | 70 | 72 | 73 | 74 | 289/1 | 8,841.34 |
| T53 | Paul Claxton | 72 | 69 | 73 | 75 | 289/1 | 8,841.33 |
| T53 | Joel Edwards | 71 | 70 | 72 | 76 | 289/1 | 8,841.33 |
| T56 | Luke Donald | 72 | 68 | 76 | 74 | 290/2 | 8,512.00 |
| T56 | Brian Gay | 73 | 71 | 71 | 75 | 290/2 | 8,512.00 |
| T56 | Tripp Isenhour | 69 | 72 | 75 | 74 | 290/2 | 8,512.00 |
| T56 | Skip Kendall | 70 | 73 | 72 | 75 | 290/2 | 8,512.00 |
| T56 | Neal Lancaster | 72 | 72 | 72 | 74 | 290/2 | 8,512.00 |
| T61 | Tim Herron | 71 | 71 | 71 | 78 | 291/3 | 8,208.00 |
| T61 | John Maginnes | 72 | 70 | 76 | 73 | 291/3 | 8,208.00 |
| T61 | John Riegger | 71 | 73 | 74 | 73 | 291/3 | 8,208.00 |
| T64 | Steve Elkington | 71 | 73 | 78 | 70 | 292/4 | 8,018.00 |
| T64 | Stephen Gangluff | 71 | 73 | 70 | 78 | 292/4 | 8,018.00 |
| 66 | J.L. Lewis | 75 | 67 | 75 | 76 | 293/5 | 7,904.00 |
| 67 | Paul Azinger | 71 | 73 | 76 | 74 | 294/6 | 7,828.00 |
| 68 | Harrison Frazar | 70 | 73 | 80 | 72 | 295/7 | 7,752.00 |
| T69 | Jim Carter | 71 | 71 | 78 | 76 | 296/8 | 7,638.00 |
| T69 | Eduardo Herrera | 72 | 72 | 79 | 73 | 296/8 | 7,638.00 |
| 71 | Jeff Maggert | 72 | 72 | 76 | 77 | 297/9 | 7,524.00 |
| W/D | Ian Leggatt | 70 | | | | 70/-2 | |
| W/D | Rich Beem | 72 | | | | 72/E | |
| W/D | Kaname Yokoo | 80 | | | | 80/8 | |

# 2003 Chrysler Classic of Greensboro

Forest Oaks Country Club; Greensboro, NC  Purse: $4,500,000  Par: 36-36–72  Yards: 7,311  October 16-19, 2003

LEADERS: First round: Peter Jacobsen shot a 9-under-par 63 to lead Stephen Ames by one stroke. David Toms and Shigeki Maruyama were each two strokes behind Jacobsen. Second round: Maruyama took a five-stroke lead after shooting an 8-under-par 64 in the second round to go to 15-under-par for the tournament. Brad Faxon shot back-to-back 67s to sit at 10-under-par. Stephen Ames and Paul Gow were each at 9-under for the tournament. Third round: Maruyama shot a 2-under-par 70 to stay atop the leaderboard, but Faxon's 68 cut the lead to three strokes.
CUT: 89 players at 1-under-par 143 from a field of 132 professionals.
PRO-AM: $10,000, Robert Allenby, 51, $2,000
WEATHER: On Thursday, chilly in the morning, sunny with temperatures ranging from the low 40s to the high 60s. Friday, sunny with cool temperatures again with a high of 70 and a low in the mid 40s. Saturday and Sunday, sunny and cool with temperatures a bit warmer on Sunday.

**WINNER: Shigeki Maruyama 65-64-70-67—266 (22-under-par) $810,000**

| POS | PLAYER | RND 1 | RND 2 | RND 3 | RND 4 | TOTAL | EARNINGS |
|---|---|---|---|---|---|---|---|
| 1 | Shigeki Maruyama | 65 | 64 | 70 | 67 | 266/-22 | 810,000.00 |
| 2 | Brad Faxon | 67 | 67 | 68 | 69 | 271/-17 | 486,000.00 |
| 3 | Matt Gogel | 70 | 67 | 68 | 68 | 273/-15 | 306,000.00 |
| 4 | Robert Allenby | 70 | 70 | 66 | 68 | 274/-14 | 216,000.00 |
| T5 | Jeff Brehaut | 69 | 70 | 68 | 68 | 275/-13 | 142,392.86 |
| T5 | Jonathan Byrd | 66 | 70 | 71 | 68 | 275/-13 | 142,392.86 |
| T5 | Jay Haas | 69 | 68 | 70 | 68 | 275/-13 | 142,392.86 |
| T5 | John Morgan | 66 | 72 | 70 | 67 | 275/-13 | 142,392.86 |
| T5 | Brenden Pappas | 71 | 68 | 70 | 66 | 275/-13 | 142,392.86 |
| T5 | Stephen Ames | 64 | 71 | 71 | 69 | 275/-13 | 142,392.85 |
| T5 | K.J. Choi | 68 | 69 | 68 | 70 | 275/-13 | 142,392.85 |
| T12 | Stuart Appleby | 68 | 70 | 68 | 70 | 276/-12 | 91,125.00 |
| T12 | Briny Baird | 69 | 72 | 67 | 68 | 276/-12 | 91,125.00 |
| T12 | Mike Heinen | 73 | 66 | 73 | 64 | 276/-12 | 91,125.00 |
| T12 | Dave Stockton, Jr. | 68 | 69 | 71 | 68 | 276/-12 | 91,125.00 |
| T16 | Robert Gamez | 71 | 70 | 67 | 69 | 277/-11 | 74,250.00 |
| T16 | Kevin Sutherland | 72 | 70 | 69 | 66 | 277/-11 | 74,250.00 |
| T18 | Chris Anderson | 68 | 75 | 68 | 67 | 278/-10 | 60,750.00 |
| T18 | John Huston | 67 | 71 | 70 | 70 | 278/-10 | 60,750.00 |
| T18 | Per-Ulrik Johansson | 71 | 66 | 70 | 71 | 278/-10 | 60,750.00 |
| T18 | Jeff Sluman | 73 | 66 | 70 | 69 | 278/-10 | 60,750.00 |
| T22 | Steven Alker | 70 | 68 | 68 | 73 | 279/-9 | 39,487.50 |
| T22 | Kent Jones | 73 | 68 | 70 | 68 | 279/-9 | 39,487.50 |
| T22 | Skip Kendall | 69 | 70 | 72 | 68 | 279/-9 | 39,487.50 |
| T22 | Scott Laycock | 72 | 70 | 70 | 67 | 279/-9 | 39,487.50 |
| T22 | Tom Lehman | 70 | 72 | 69 | 68 | 279/-9 | 39,487.50 |
| T22 | Peter Lonard | 68 | 70 | 67 | 74 | 279/-9 | 39,487.50 |
| T22 | Jesper Parnevik | 70 | 72 | 72 | 65 | 279/-9 | 39,487.50 |
| T22 | David Sutherland | 71 | 66 | 69 | 73 | 279/-9 | 39,487.50 |
| T30 | Billy Andrade | 71 | 69 | 70 | 70 | 280/-8 | 26,742.86 |
| T30 | Tom Carter | 70 | 66 | 72 | 72 | 280/-8 | 26,742.86 |
| T30 | Brian Gay | 71 | 72 | 68 | 69 | 280/-8 | 26,742.86 |
| T30 | Corey Pavin | 69 | 73 | 66 | 72 | 280/-8 | 26,742.86 |
| T30 | Joey Sindelar | 70 | 71 | 70 | 69 | 280/-8 | 26,742.86 |
| T30 | David Gossett | 70 | 72 | 66 | 72 | 280/-8 | 26,742.85 |
| T30 | Peter Jacobsen | 63 | 74 | 70 | 73 | 280/-8 | 26,742.85 |
| T37 | Brad Elder | 68 | 72 | 70 | 71 | 281/-7 | 18,450.00 |
| T37 | Retief Goosen | 68 | 73 | 72 | 68 | 281/-7 | 18,450.00 |
| T37 | Paul Gow | 66 | 69 | 72 | 74 | 281/-7 | 18,450.00 |
| T37 | Brandt Jobe | 70 | 70 | 72 | 69 | 281/-7 | 18,450.00 |
| T37 | Kenichi Kuboya | 67 | 73 | 69 | 72 | 281/-7 | 18,450.00 |
| T37 | Carl Paulson | 68 | 70 | 72 | 71 | 281/-7 | 18,450.00 |
| T37 | Tom Pernice, Jr. | 69 | 72 | 69 | 71 | 281/-7 | 18,450.00 |
| T37 | Tim Petrovic | 74 | 68 | 67 | 72 | 281/-7 | 18,450.00 |
| T37 | David Toms | 65 | 74 | 68 | 74 | 281/-7 | 18,450.00 |
| T46 | Tom Byrum | 68 | 68 | 72 | 74 | 282/-6 | 13,110.00 |
| T46 | Jim Furyk | 69 | 69 | 74 | 70 | 282/-6 | 13,110.00 |
| T46 | Cliff Kresge | 70 | 71 | 70 | 71 | 282/-6 | 13,110.00 |
| T49 | Todd Fischer | 70 | 73 | 69 | 71 | 283/-5 | 10,822.50 |
| T49 | David Frost | 71 | 71 | 71 | 70 | 283/-5 | 10,822.50 |
| T49 | Jeff Gallagher | 73 | 70 | 67 | 73 | 283/-5 | 10,822.50 |
| T49 | Mathew Goggin | 72 | 70 | 72 | 69 | 283/-5 | 10,822.50 |
| T49 | Jerry Kelly | 68 | 75 | 72 | 68 | 283/-5 | 10,822.50 |
| T49 | Dicky Pride | 66 | 70 | 71 | 76 | 283/-5 | 10,822.50 |
| T49 | Brent Schwarzrock | 71 | 71 | 73 | 68 | 283/-5 | 10,822.50 |
| T49 | Darron Stiles | 70 | 69 | 72 | 72 | 283/-5 | 10,822.50 |
| T57 | Mark Brooks | 71 | 72 | 73 | 68 | 284/-4 | 10,035.00 |
| T57 | Ben Crane | 70 | 72 | 73 | 69 | 284/-4 | 10,035.00 |
| T57 | Bernhard Langer | 69 | 73 | 75 | 67 | 284/-4 | 10,035.00 |
| T57 | Loren Roberts | 70 | 71 | 71 | 72 | 284/-4 | 10,035.00 |
| T61 | Olin Browne | 72 | 70 | 68 | 75 | 285/-3 | 9,495.00 |
| T61 | Jim Carter | 69 | 73 | 70 | 73 | 285/-3 | 9,495.00 |
| T61 | Greg Chalmers | 72 | 71 | 72 | 70 | 285/-3 | 9,495.00 |
| T61 | Robert Damron | 71 | 72 | 70 | 72 | 285/-3 | 9,495.00 |
| T61 | Fred Funk | 70 | 72 | 72 | 71 | 285/-3 | 9,495.00 |
| T61 | Kelly Mitchum | 68 | 74 | 72 | 71 | 285/-3 | 9,495.00 |
| T61 | Geoff Ogilvy | 68 | 69 | 74 | 74 | 285/-3 | 9,495.00 |
| T61 | Deane Pappas | 73 | 70 | 67 | 75 | 285/-3 | 9,495.00 |
| T69 | Neal Lancaster | 75 | 68 | 69 | 74 | 286/-2 | 9,000.00 |
| T69 | Andrew Magee | 74 | 69 | 70 | 73 | 286/-2 | 9,000.00 |
| T69 | Pat Perez | 72 | 71 | 72 | 71 | 286/-2 | 9,000.00 |
| T72 | Donnie Hammond | 70 | 72 | 72 | 73 | 287/-1 | 8,685.00 |
| T72 | J.P. Hayes | 72 | 70 | 68 | 77 | 287/-1 | 8,685.00 |
| T72 | Kenny Perry | 69 | 70 | 73 | 75 | 287/-1 | 8,685.00 |
| T72 | Hidemichi Tanaka | 70 | 73 | 69 | 75 | 287/-1 | 8,685.00 |
| 76 | Gavin Coles | 70 | 73 | 72 | 73 | 288/E | 8,460.00 |
| 77 | Glen Hnatiuk | 71 | 69 | 75 | 74 | 289/1 | 8,370.00 |
| T78 | Anthony Painter | 67 | 75 | 74 | 74 | 290/2 | 8,190.00 |
| T78 | Heath Slocum | 69 | 70 | 78 | 73 | 290/2 | 8,190.00 |
| T78 | Esteban Toledo | 71 | 72 | 71 | 76 | 290/2 | 8,190.00 |
| T81 | Jim Gallagher, Jr. | 72 | 70 | 76 | 73 | 291/3 | 7,965.00 |
| T81 | Hank Kuehne | 72 | 70 | 71 | 78 | 291/3 | 7,965.00 |
| T83 | Aaron Barber | 69 | 74 | 76 | 73 | 292/4 | 7,785.00 |
| T83 | Thomas Levet | 74 | 69 | 75 | 74 | 292/4 | 7,785.00 |
| 85 | Vance Veazey | 70 | 73 | 79 | 71 | 293/5 | 7,650.00 |
| 86 | Carl Pettersson | 70 | 70 | 79 | 75 | 294/6 | 7,560.00 |
| 87 | Aaron Baddeley | 71 | 71 | 76 | 77 | 295/7 | 7,470.00 |
| 88 | Brandel Chamblee | 70 | 73 | 77 | 76 | 296/8 | 7,380.00 |
| 89 | Ty Tryon | 73 | 70 | 80 | 74 | 297/9 | 7,290.00 |
| W/D | Rocco Mediate | 72 | | | | 72/E | |
| DQ | Tom Gillis | 75 | | | | 75/3 | |
| W/D | Mark Calcavecchia | 76 | | | | 76/4 | |
| W/D | Garrett Willis | 79 | | | | 79/7 | |

# 2004 Chrysler Classic of Greensboro

Forest Oaks Country Club; Greensboro, NC  Purse: $4,600,000  Par: 36-36–72  Yards: 7,311  October 14-17, 2004

LEADERS: First round: Jason Dufner posted a 7-under-par 65 to lead Brent Geiberger, Tom Pernice Jr., Bo Van Pelt, Brenden Pappas and Brett Quigley by one stroke. Twelve players were two back. Second round: Geiberger moved to 11-under-par 133 to lead Jeff Brehaut, David Toms and Pernice by one. Five players were two behind. Third round: Geiberger and Tom Lehman, at 12-under-par 204, led Toms, Matt Gogel, Michael Allen and Joe Ogilvie by one. Chris Smith and Shigeki Maruyama were two behind.
CUT: 71 players at 3-under-par 141 from a field of 131 professionals and one amateur.
PRO-AM: $10,000. Two nine-hole competitions due to rain. First tee: Brenden Pappas, 23, $1,000. 10th Tee: John Daly, Robert Gamez, Kevin Sutherland, 26, $833.34.
WEATHER: Thursday, partly cloudy and comfortable with a high of 71. Light west winds 7-12 mph. Friday, showers in the early morning followed by mix of clouds and sunshine. Cooler temperatures with a high of 61 degrees. High winds in the afternoon, WSW 15-25 mph with higher gusts. Sunny and cool on Saturday morning with temperatures in the 40s, warming to mid-60s in the afternoon. Winds west 15-25. Sunday, cool and sunny in the morning, warming with temperatures reaching 69 in the afternoon. Lighter west winds at 10-15 mph.

**WINNER: Brent Geiberger 66-67-71-66–270 (18-under-par) $828,000**

| POS | PLAYER | RND 1 | RND 2 | RND 3 | RND 4 | TOTAL | EARNINGS |
|---|---|---|---|---|---|---|---|
| 1 | Brent Geiberger | 66 | 67 | 71 | 66 | 270/-18 | 828,000.00 |
| 2 | Michael Allen | 70 | 67 | 68 | 67 | 272/-16 | 496,800.00 |
| 3 | Chris Smith | 70 | 69 | 67 | 67 | 273/-15 | 312,800.00 |
| T4 | Tom Lehman | 69 | 66 | 69 | 70 | 274/-14 | 202,400.00 |
| T4 | David Toms | 69 | 65 | 71 | 69 | 274/-14 | 202,400.00 |
| 6 | Arjun Atwal | 71 | 70 | 68 | 66 | 275/-13 | 165,600.00 |
| 7 | Tom Pernice, Jr. | 66 | 68 | 73 | 69 | 276/-12 | 154,100.00 |
| T8 | Jeff Brehaut | 68 | 66 | 73 | 70 | 277/-11 | 110,975.00 |
| T8 | Ben Crane | 68 | 69 | 70 | 70 | 277/-11 | 110,975.00 |
| T8 | Jason Dufner | 65 | 70 | 73 | 69 | 277/-11 | 110,975.00 |
| T8 | Matt Gogel | 70 | 69 | 66 | 72 | 277/-11 | 110,975.00 |
| T8 | Richard Johnson | 67 | 71 | 69 | 70 | 277/-11 | 110,975.00 |
| T8 | Jerry Kelly | 70 | 65 | 72 | 70 | 277/-11 | 110,975.00 |
| T8 | Joe Ogilvie | 68 | 67 | 70 | 72 | 277/-11 | 110,975.00 |
| T8 | Ted Purdy | 71 | 68 | 74 | 64 | 277/-11 | 110,975.00 |
| T16 | Cameron Beckman | 71 | 67 | 71 | 69 | 278/-10 | 73,600.00 |
| T16 | Rod Pampling | 69 | 71 | 70 | 68 | 278/-10 | 73,600.00 |
| T16 | Bo Van Pelt | 66 | 69 | 74 | 69 | 278/-10 | 73,600.00 |
| T19 | Jay Delsing | 67 | 72 | 73 | 68 | 280/-8 | 55,752.00 |
| T19 | Carlos Franco | 70 | 70 | 69 | 71 | 280/-8 | 55,752.00 |
| T19 | Hank Kuehne | 67 | 69 | 73 | 71 | 280/-8 | 55,752.00 |
| T19 | Shigeki Maruyama | 68 | 70 | 68 | 74 | 280/-8 | 55,752.00 |
| T19 | Brett Quigley | 66 | 71 | 72 | 71 | 280/-8 | 55,752.00 |
| T24 | David Frost | 70 | 66 | 71 | 74 | 281/-7 | 42,320.00 |
| T24 | Blaine McCallister | 67 | 70 | 70 | 74 | 281/-7 | 42,320.00 |
| T24 | Ryan Moore - a | 68 | 69 | 73 | 71 | 281/-7 | |
| T27 | Jason Bohn | 70 | 70 | 71 | 71 | 282/-6 | 31,970.00 |
| T27 | Brad Faxon | 68 | 70 | 71 | 73 | 282/-6 | 31,970.00 |
| T27 | Fred Funk | 69 | 71 | 69 | 73 | 282/-6 | 31,970.00 |
| T27 | Jesper Parnevik | 72 | 68 | 69 | 73 | 282/-6 | 31,970.00 |
| T27 | John Rollins | 68 | 73 | 72 | 69 | 282/-6 | 31,970.00 |
| T27 | Jeff Sluman | 68 | 71 | 72 | 71 | 282/-6 | 31,970.00 |
| T27 | Steve Stricker | 70 | 71 | 71 | 70 | 282/-6 | 31,970.00 |
| T27 | Roland Thatcher | 70 | 69 | 73 | 70 | 282/-6 | 31,970.00 |
| T35 | Todd Fischer | 67 | 74 | 71 | 71 | 283/-5 | 20,825.46 |
| T35 | Arron Oberholser | 71 | 70 | 71 | 71 | 283/-5 | 20,825.46 |
| T35 | Tag Ridings | 69 | 71 | 72 | 71 | 283/-5 | 20,825.46 |
| T35 | Mike Springer | 70 | 68 | 74 | 71 | 283/-5 | 20,825.46 |
| T35 | Kevin Sutherland | 70 | 71 | 72 | 70 | 283/-5 | 20,825.46 |
| T35 | Billy Andrade | 67 | 71 | 72 | 73 | 283/-5 | 20,825.45 |
| T35 | Mark Calcavecchia | 69 | 69 | 71 | 74 | 283/-5 | 20,825.45 |
| T35 | Cliff Kresge | 69 | 72 | 70 | 72 | 283/-5 | 20,825.45 |
| T35 | Deane Pappas | 70 | 70 | 70 | 73 | 283/-5 | 20,825.45 |
| T35 | Corey Pavin | 70 | 69 | 72 | 72 | 283/-5 | 20,825.45 |
| T35 | Carl Pettersson | 67 | 72 | 72 | 72 | 283/-5 | 20,825.45 |
| T46 | Robert Allenby | 71 | 69 | 73 | 71 | 284/-4 | 13,468.80 |
| T46 | Danny Ellis | 69 | 72 | 73 | 70 | 284/-4 | 13,468.80 |
| T46 | Skip Kendall | 70 | 71 | 71 | 72 | 284/-4 | 13,468.80 |
| T46 | Dan Olsen | 67 | 73 | 74 | 70 | 284/-4 | 13,468.80 |
| T46 | Brenden Pappas | 66 | 71 | 76 | 71 | 284/-4 | 13,468.80 |
| T51 | D.J. Brigman | 67 | 74 | 77 | 67 | 285/-3 | 11,009.34 |
| T51 | Tim Petrovic | 69 | 69 | 79 | 68 | 285/-3 | 11,009.34 |
| T51 | Ken Duke | 72 | 69 | 72 | 72 | 285/-3 | 11,009.33 |
| T51 | Fredrik Jacobson | 70 | 69 | 73 | 73 | 285/-3 | 11,009.33 |
| T51 | Steve Pate | 69 | 70 | 75 | 71 | 285/-3 | 11,009.33 |
| T51 | Mark Wilson | 68 | 72 | 72 | 73 | 285/-3 | 11,009.33 |
| T57 | Lucas Glover | 70 | 68 | 73 | 75 | 286/-2 | 10,350.00 |
| T57 | Hunter Mahan | 70 | 69 | 75 | 72 | 286/-2 | 10,350.00 |
| T57 | Geoff Ogilvy | 69 | 72 | 78 | 67 | 286/-2 | 10,350.00 |
| T57 | Chris Stroud | 69 | 71 | 73 | 73 | 286/-2 | 10,350.00 |
| 61 | Zach Johnson | 68 | 73 | 72 | 74 | 287/-1 | 10,120.00 |
| T62 | Guy Boros | 70 | 70 | 75 | 73 | 288/E | 9,844.00 |
| T62 | Niclas Fasth | 70 | 71 | 73 | 74 | 288/E | 9,844.00 |
| T62 | Scott Hend | 71 | 69 | 77 | 71 | 288/E | 9,844.00 |
| T62 | Frank Lickliter II | 70 | 70 | 74 | 74 | 288/E | 9,844.00 |
| T62 | Rocco Mediate | 70 | 71 | 73 | 74 | 288/E | 9,844.00 |
| 67 | Craig Parry | 69 | 69 | 75 | 76 | 289/1 | 9,568.00 |
| 68 | Jose Coceres | 69 | 72 | 71 | 79 | 291/3 | 9,476.00 |
| 69 | Robert Damron | 71 | 70 | 79 | 73 | 293/5 | 9,384.00 |
| 70 | Billy Mayfair | 73 | 68 | 81 | 73 | 295/7 | 9,292.00 |
| W/D | Steve Elkington | 67 | 73 | | | 140/-4 | |
| DQ | Ken Green | | | | | | |

# 2005 Chrysler Classic of Greensboro

Forest Oaks Country Club; Greensboro, NC  Purse: $5,000,000  Par: 36-36–72  Yards: 7,333  September 29 - October 2, 2005

LEADERS: First round: Charles Warren tied the tournament record with a 10-under 62 to lead K.J. Choi by two strokes and D.J. Trahan by three. Second round: John Huston moved to 12-under 132, one ahead of Choi. Justin Rose and Trahan were two back. Third round: Trahan and Choi shared the lead at 16-under 200, one ahead of Jason Bohn and Shigeki Maruyama. Rose trailed by two.
CUT: 77 players at 3-under-par 141 from a field of 132 professionals.
PRO-AM: $10,000, Bo Van Pelt, Briny Baird and Lucas Glover, 55, $1,667 each.
WEATHER: Mostly cloudy with temperatures in the high 70s on Thursday. Winds out of the southwest in the morning, 8-12 mph switching to WNW in the afternoon with gusts up to 20 mph. Mostly cloudy and cold Friday morning (50s) with temperatures rising to the mid 70s. Beautiful days on Saturday and Sunday with temperatures in the high 70s.

**WINNER: K.J. Choi 64-69-67-66–266 (22-under-par) $900,000**

| POS | PLAYER | RND 1 | RND 2 | RND 3 | RND 4 | TOTAL | EARNINGS |
|---|---|---|---|---|---|---|---|
| 1 | K.J. Choi | 64 | 69 | 67 | 66 | 266/-22 | 900,000.00 |
| 2 | Shigeki Maruyama | 70 | 65 | 66 | 67 | 268/-20 | 540,000.00 |
| T3 | Jason Bohn | 71 | 65 | 65 | 70 | 271/-17 | 260,000.00 |
| T3 | Brandt Jobe | 72 | 65 | 67 | 67 | 271/-17 | 260,000.00 |
| T3 | Charles Warren | 62 | 74 | 70 | 65 | 271/-17 | 260,000.00 |
| T6 | Tim Clark | 66 | 69 | 70 | 68 | 273/-15 | 156,500.00 |
| T6 | Tim Herron | 70 | 66 | 67 | 70 | 273/-15 | 156,500.00 |
| T6 | Jerry Kelly | 70 | 68 | 67 | 68 | 273/-15 | 156,500.00 |
| T6 | J.L. Lewis | 72 | 68 | 67 | 66 | 273/-15 | 156,500.00 |
| T6 | Justin Rose | 69 | 65 | 68 | 71 | 273/-15 | 156,500.00 |
| T11 | Kent Jones | 70 | 71 | 67 | 66 | 274/-14 | 120,000.00 |
| T11 | Carl Pettersson | 69 | 67 | 69 | 69 | 274/-14 | 120,000.00 |
| T13 | Sergio Garcia | 69 | 69 | 66 | 71 | 275/-13 | 93,750.00 |
| T13 | Scott Gutschewski | 67 | 74 | 66 | 68 | 275/-13 | 93,750.00 |
| T13 | Wes Short, Jr. | 68 | 70 | 69 | 68 | 275/-13 | 93,750.00 |
| T13 | D.J. Trahan | 65 | 69 | 66 | 75 | 275/-13 | 93,750.00 |
| T17 | Olin Browne | 68 | 72 | 65 | 71 | 276/-12 | 72,500.00 |
| T17 | Dudley Hart | 70 | 67 | 70 | 69 | 276/-12 | 72,500.00 |
| T17 | John Huston | 66 | 66 | 74 | 70 | 276/-12 | 72,500.00 |
| T17 | Darron Stiles | 69 | 69 | 68 | 70 | 276/-12 | 72,500.00 |
| T21 | Lucas Glover | 70 | 71 | 70 | 66 | 277/-11 | 48,357.15 |
| T21 | J.J. Henry | 66 | 72 | 72 | 67 | 277/-11 | 48,357.15 |
| T21 | Brian Bateman | 70 | 71 | 67 | 69 | 277/-11 | 48,357.14 |
| T21 | Cameron Beckman | 70 | 69 | 70 | 68 | 277/-11 | 48,357.14 |
| T21 | D.A. Points | 72 | 66 | 70 | 69 | 277/-11 | 48,357.14 |
| T21 | Chris Smith | 72 | 65 | 72 | 68 | 277/-11 | 48,357.14 |
| T21 | Duffy Waldorf | 69 | 71 | 67 | 70 | 277/-11 | 48,357.14 |
| T28 | Jonathan Byrd | 67 | 73 | 70 | 68 | 278/-10 | 33,250.00 |
| T28 | Steve Elkington | 70 | 70 | 69 | 69 | 278/-10 | 33,250.00 |
| T28 | Robert Gamez | 72 | 69 | 63 | 74 | 278/-10 | 33,250.00 |
| T28 | Hank Kuehne | 71 | 67 | 71 | 69 | 278/-10 | 33,250.00 |
| T28 | Tim Petrovic | 70 | 69 | 70 | 69 | 278/-10 | 33,250.00 |
| T28 | John Rollins | 67 | 68 | 71 | 72 | 278/-10 | 33,250.00 |
| T34 | Marco Dawson | 72 | 68 | 68 | 71 | 279/-9 | 24,714.29 |
| T34 | Brian Gay | 69 | 66 | 73 | 71 | 279/-9 | 24,714.29 |
| T34 | Charles Howell III | 69 | 71 | 68 | 71 | 279/-9 | 24,714.29 |
| T34 | Ryan Moore | 72 | 69 | 70 | 68 | 279/-9 | 24,714.29 |
| T34 | Paul Azinger | 69 | 71 | 66 | 73 | 279/-9 | 24,714.28 |
| T34 | Daniel Chopra | 67 | 69 | 71 | 72 | 279/-9 | 24,714.28 |
| T34 | Neal Lancaster | 71 | 70 | 67 | 71 | 279/-9 | 24,714.28 |
| T41 | Steve Allan | 72 | 68 | 68 | 72 | 280/-8 | 19,000.00 |
| T41 | Gavin Coles | 68 | 70 | 73 | 69 | 280/-8 | 19,000.00 |
| T41 | Steve Lowery | 74 | 67 | 68 | 71 | 280/-8 | 19,000.00 |
| T41 | Jeff Maggert | 69 | 71 | 70 | 70 | 280/-8 | 19,000.00 |
| T45 | Tom Byrum | 71 | 67 | 72 | 71 | 281/-7 | 14,300.00 |
| T45 | Chad Campbell | 69 | 72 | 69 | 71 | 281/-7 | 14,300.00 |
| T45 | James Driscoll | 67 | 71 | 72 | 71 | 281/-7 | 14,300.00 |
| T45 | Shaun Micheel | 75 | 66 | 69 | 71 | 281/-7 | 14,300.00 |
| T45 | Tag Ridings | 71 | 68 | 75 | 67 | 281/-7 | 14,300.00 |
| T45 | Mark Wilson | 72 | 67 | 66 | 76 | 281/-7 | 14,300.00 |
| T51 | Justin Bolli | 69 | 72 | 69 | 72 | 282/-6 | 11,840.00 |
| T51 | Robert Damron | 74 | 67 | 74 | 67 | 282/-6 | 11,840.00 |
| T51 | Jonathan Kaye | 70 | 68 | 70 | 74 | 282/-6 | 11,840.00 |
| T51 | Phillip Price | 69 | 71 | 71 | 71 | 282/-6 | 11,840.00 |
| T51 | Charlie Wi | 70 | 71 | 70 | 71 | 282/-6 | 11,840.00 |
| T56 | Tommy Armour III | 71 | 70 | 72 | 70 | 283/-5 | 11,200.00 |
| T56 | Joe Durant | 67 | 71 | 70 | 75 | 283/-5 | 11,200.00 |
| T56 | Hunter Haas | 70 | 68 | 73 | 72 | 283/-5 | 11,200.00 |
| T56 | Thomas Levet | 74 | 67 | 72 | 70 | 283/-5 | 11,200.00 |
| T56 | Heath Slocum | 71 | 69 | 72 | 71 | 283/-5 | 11,200.00 |
| T61 | Matt Gogel | 67 | 74 | 69 | 74 | 284/-4 | 10,800.00 |
| T61 | Michael Long | 70 | 71 | 74 | 69 | 284/-4 | 10,800.00 |
| T61 | Hidemichi Tanaka | 66 | 74 | 72 | 72 | 284/-4 | 10,800.00 |
| T64 | Tom Lehman | 69 | 70 | 72 | 74 | 285/-3 | 10,450.00 |
| T64 | Geoff Ogilvy | 68 | 73 | 72 | 72 | 285/-3 | 10,450.00 |
| T64 | Adam Scott | 73 | 68 | 70 | 74 | 285/-3 | 10,450.00 |
| T64 | Tjaart van der Walt | 73 | 68 | 70 | 74 | 285/-3 | 10,450.00 |
| T68 | Jay Delsing | 71 | 68 | 73 | 74 | 286/-2 | 10,000.00 |
| T68 | Peter Lonard | 71 | 70 | 72 | 73 | 286/-2 | 10,000.00 |
| T68 | Billy Mayfair | 69 | 71 | 70 | 76 | 286/-2 | 10,000.00 |
| T68 | Tom Pernice, Jr. | 72 | 69 | 71 | 74 | 286/-2 | 10,000.00 |
| T68 | Patrick Sheehan | 71 | 68 | 76 | 71 | 286/-2 | 10,000.00 |
| 73 | Hunter Mahan | 75 | 66 | 72 | 74 | 287/-1 | 9,700.00 |
| T74 | Billy Andrade | 69 | 72 | 73 | 74 | 288/E | 9,550.00 |
| T74 | Corey Pavin | 72 | 69 | 75 | 72 | 288/E | 9,550.00 |
| T76 | Ben Curtis | 69 | 69 | 79 | 73 | 290/2 | 9,350.00 |
| T76 | Tom Gillis | 70 | 68 | 73 | 79 | 290/2 | 9,350.00 |
| DQ | Todd Fischer | 71 | | | | 71/-1 | |
| DQ | Paul Gow | | | | | / | |
| W/D | Rocco Mediate | | | | | / | |

# 2006 Chrysler Classic of Greensboro

Forest Oaks Country Club; Greensboro, NC Purse: $5,000,000 Par: 36-36–72 Yards: 7,333 October 5 - October 8, 2006

LEADERS: First round: Brent Geiberger, John Rollins and Nick Watney shared the lead at 8-under 64. John Senden, Robert Gamez, Tag Ridings, Mike Sposa, James Driscoll and Charley Hoffman trailed by two. Second round: Watney moved to 9-under 135, one ahead of Ryan Palmer and Senden. Six players were three back. Third round: Davis Love III and Chris Couch shared the lead at 10-under 206. Chris Smith, Steve Flesch and Senden were one back, while seven others trailed by two.
CUT: 76 players at 2-under-par 142 from a field of 132 professionals.
PRO-AM: $10,000, Joe Ogilvie and Tim Petrovic, 52, $1,800 each.
WEATHER: Thursday: Sunny becoming cloudy in the afternoon. Temperatures 60-85 and winds out of the west 7-12 mph. Friday: Rain overnight, into the morning and sporadic throughout the day. Temperatures dropping from 63 to 54 and winds out of the north 10-20 mph with gusts to 29 mph. Saturday: Cold and wet with temps from 48-55 and winds NNE 10-20 mph. Sunday: Mostly cloudy, cool and breezy with temperatures 57-63 and winds NE 10-20 mph.

**WINNER: Davis Love III 69-69-68-66–266 (16-under-par) $900,000**

| POS | PLAYER | RND 1 | RND 2 | RND 3 | RND 4 | TOTAL | EARNINGS |
|---|---|---|---|---|---|---|---|
| 1 | Davis Love III | 69 | 69 | 68 | 66 | 272/-16 | 900,000.00 |
| 2 | Jason Bohn | 69 | 69 | 70 | 66 | 274/-14 | 540,000.00 |
| T3 | Eric Axley | 68 | 69 | 71 | 67 | 275/-13 | 290,000.00 |
| T3 | Steve Flesch | 69 | 69 | 69 | 68 | 275/-13 | 290,000.00 |
| 5 | Ryan Palmer | 71 | 65 | 73 | 67 | 276/-12 | 200,000.00 |
| T6 | Daniel Chopra | 68 | 74 | 66 | 69 | 277/-11 | 151,250.00 |
| T6 | Joe Durant | 67 | 71 | 70 | 69 | 277/-11 | 151,250.00 |
| T6 | Lucas Glover | 73 | 69 | 66 | 69 | 277/-11 | 151,250.00 |
| T6 | Troy Matteson | 71 | 68 | 70 | 68 | 277/-11 | 151,250.00 |
| T6 | Ryan Moore | 67 | 70 | 71 | 69 | 277/-11 | 151,250.00 |
| T6 | Nick Watney | 64 | 71 | 74 | 68 | 277/-11 | 151,250.00 |
| T12 | Brent Geiberger | 64 | 75 | 71 | 68 | 278/-10 | 92,142.86 |
| T12 | Hunter Mahan | 70 | 72 | 72 | 64 | 278/-10 | 92,142.86 |
| T12 | Joe Ogilvie | 69 | 72 | 70 | 67 | 278/-10 | 92,142.86 |
| T12 | Greg Owen | 68 | 69 | 73 | 68 | 278/-10 | 92,142.86 |
| T12 | Steve Stricker | 69 | 70 | 71 | 68 | 278/-10 | 92,142.86 |
| T12 | Jonathan Byrd | 67 | 71 | 71 | 69 | 278/-10 | 92,142.85 |
| T12 | Chris Couch | 69 | 68 | 69 | 72 | 278/-10 | 92,142.85 |
| T19 | Charles Howell III | 69 | 72 | 68 | 70 | 279/-9 | 65,000.00 |
| T19 | Billy Mayfair | 71 | 70 | 70 | 68 | 279/-9 | 65,000.00 |
| T19 | Brett Quigley | 69 | 71 | 68 | 71 | 279/-9 | 65,000.00 |
| T22 | Arjun Atwal | 67 | 73 | 72 | 68 | 280/-8 | 46,416.67 |
| T22 | Briny Baird | 68 | 72 | 71 | 69 | 280/-8 | 46,416.67 |
| T22 | Olin Browne | 70 | 69 | 70 | 71 | 280/-8 | 46,416.67 |
| T22 | Richard Johnson | 69 | 73 | 69 | 69 | 280/-8 | 46,416.67 |
| T22 | Tim Clark | 67 | 73 | 69 | 71 | 280/-8 | 46,416.66 |
| T22 | John Senden | 66 | 70 | 71 | 73 | 280/-8 | 46,416.66 |
| T28 | Brian Davis | 69 | 71 | 74 | 67 | 281/-7 | 35,500.00 |
| T28 | Robert Gamez | 66 | 74 | 69 | 72 | 281/-7 | 35,500.00 |
| T28 | Tag Ridings | 66 | 72 | 74 | 69 | 281/-7 | 35,500.00 |
| T31 | Michael Allen | 69 | 71 | 71 | 71 | 282/-6 | 27,750.00 |
| T31 | Aaron Baddeley | 71 | 70 | 71 | 70 | 282/-6 | 27,750.00 |
| T31 | Jeff Brehaut | 68 | 70 | 71 | 73 | 282/-6 | 27,750.00 |
| T31 | Jeff Gove | 68 | 72 | 72 | 70 | 282/-6 | 27,750.00 |
| T31 | Ted Purdy | 71 | 71 | 71 | 69 | 282/-6 | 27,750.00 |
| T31 | John Rollins | 64 | 74 | 72 | 72 | 282/-6 | 27,750.00 |
| T31 | Vaughn Taylor | 72 | 69 | 71 | 70 | 282/-6 | 27,750.00 |
| T31 | Bubba Watson | 69 | 70 | 72 | 71 | 282/-6 | 27,750.00 |
| T39 | Mark Calcavecchia | 69 | 71 | 76 | 67 | 283/-5 | 21,000.00 |
| T39 | Dudley Hart | 69 | 70 | 73 | 71 | 283/-5 | 21,000.00 |
| T39 | Chris Smith | 67 | 71 | 69 | 76 | 283/-5 | 21,000.00 |
| T39 | D.J. Trahan | 68 | 73 | 70 | 72 | 283/-5 | 21,000.00 |
| T43 | Rich Beem | 69 | 73 | 72 | 70 | 284/-4 | 14,900.00 |
| T43 | Henrik Bjornstad | 68 | 74 | 73 | 69 | 284/-4 | 14,900.00 |
| T43 | K.J. Choi | 67 | 73 | 72 | 72 | 284/-4 | 14,900.00 |
| T43 | John Engler, Jr. | 67 | 75 | 70 | 72 | 284/-4 | 14,900.00 |
| T43 | Charley Hoffman | 66 | 71 | 72 | 75 | 284/-4 | 14,900.00 |
| T43 | John Huston | 72 | 70 | 73 | 69 | 284/-4 | 14,900.00 |
| T43 | Bob May | 69 | 71 | 72 | 72 | 284/-4 | 14,900.00 |
| T43 | Kevin Sutherland | 69 | 72 | 72 | 71 | 284/-4 | 14,900.00 |
| T43 | Omar Uresti | 70 | 70 | 75 | 69 | 284/-4 | 14,900.00 |
| T52 | Doug Barron | 68 | 71 | 75 | 71 | 285/-3 | 11,542.86 |
| T52 | David Branshaw | 68 | 74 | 71 | 72 | 285/-3 | 11,542.86 |
| T52 | Kris Cox | 67 | 71 | 76 | 71 | 285/-3 | 11,542.86 |
| T52 | Marco Dawson | 73 | 69 | 71 | 72 | 285/-3 | 11,542.86 |
| T52 | Will MacKenzie | 69 | 73 | 70 | 73 | 285/-3 | 11,542.86 |
| T52 | Greg Kraft | 68 | 74 | 70 | 73 | 285/-3 | 11,542.85 |
| T52 | Jeff Maggert | 68 | 72 | 71 | 74 | 285/-3 | 11,542.85 |
| T59 | Robert Damron | 67 | 73 | 70 | 76 | 286/-2 | 10,900.00 |
| T59 | Brian Gay | 67 | 73 | 72 | 74 | 286/-2 | 10,900.00 |
| T59 | Nathan Green | 70 | 71 | 75 | 70 | 286/-2 | 10,900.00 |
| T59 | Steve Jones | 68 | 74 | 72 | 72 | 286/-2 | 10,900.00 |
| T59 | Daisuke Maruyama | 72 | 68 | 71 | 75 | 286/-2 | 10,900.00 |
| T64 | D.A. Points | 69 | 73 | 74 | 71 | 287/-1 | 10,550.00 |
| T64 | Mark Wilson | 70 | 71 | 76 | 70 | 287/-1 | 10,550.00 |
| 66 | Tim Petrovic | 68 | 69 | 77 | 74 | 288/E | 10,400.00 |
| T67 | Paul Goydos | 73 | 69 | 73 | 74 | 289/1 | 10,150.00 |
| T67 | Steve Lowery | 68 | 70 | 78 | 73 | 289/1 | 10,150.00 |
| T67 | Nick O'Hern | 71 | 71 | 75 | 72 | 289/1 | 10,150.00 |
| T67 | Jerry Smith | 70 | 72 | 74 | 73 | 289/1 | 10,150.00 |
| 71 | J.P. Hayes | 70 | 72 | 75 | 73 | 290/2 | 9,900.00 |
| T72 | Peter Lonard | 71 | 70 | 76 | 74 | 291/3 | 9,750.00 |
| T72 | Mike Sposa | 66 | 74 | 73 | 78 | 291/3 | 9,750.00 |
| T74 | James Driscoll | 66 | 75 | 75 | 76 | 292/4 | 9,550.00 |
| T74 | Bernhard Langer | 68 | 74 | 79 | 71 | 292/4 | 9,550.00 |
| 76 | Ryuji Imada | 70 | 72 | 79 | 72 | 293/5 | 9,400.00 |
| W/D | Bubba Dickerson | 74 | | | | 74/2 | |
| W/D | Paul Azinger | 79 | | | | 79/7 | |

# 2007 Wyndham Championship

Forest Oaks Country Club; Greensboro, NC  Purse: $5,000,000  Par: 36-36–72  Yards: 7,333  FedEx Cup Pts.: 25,000  Aug. 16-19, 2007

LEADERS: First round: Will MacKenzie led by one stroke at 8-under 64. Steve Marino, Brian Davis, Lucas Glover and Jeff Overton each carded a 7-under 65. Second round: Jeff Overton, John Huston and Steve Marino each shot a 12-under 132; Carl Pettersson, Tim Petrovic, Greg Kraft, Craig Kanada and Anders Hansen were one back. Third round: Jeff Overton held the third-round lead at 18-under 198; Billy Mayfair, Anders Hansen, Carl Pettersson and Tim Petrovic were one back.
CUT: 86 players at 5-under-par 139 from a field of 155 professionals and one amateur.
WEATHER: Thursday: mostly sunny with record heat. Afternoon high of 99 broke old record of 98 in 1954. Winds SW 5-10 mph. Friday: mostly cloudy w/scattered morning t-storms. Play suspended from 8:41 a.m. to 10:45 a.m. Mostly sunny and hot in the afternoon. High of 96. Winds SW 5-10 mph shifting NW 7-12 mph during the afternoon. Saturday: mostly sunny and less humid. High of 89. Winds NE 5-10 mph. Sunday: morning clouds, then partly cloudy and more humid. High of 95. Winds S-SW 7-12 mph.

**WINNER: Brandt Snedeker 70-67-66-63–266 (22-under-par) $900,000 4,500 FedExCup points**

| POS | PLAYER | RND 1 | RND 2 | RND 3 | RND 4 | TOTAL | FEDEX PTS. | EARNINGS |
|---|---|---|---|---|---|---|---|---|
| 1 | Brandt Snedeker | 70 | 67 | 66 | 63 | 266/-22 | 4,500 | 900,000.00 |
| T2 | Tim Petrovic | 68 | 65 | 68 | 67 | 268/-20 | 1,867 | 373,333.34 |
| T2 | Billy Mayfair | 69 | 68 | 64 | 67 | 268/-20 | 1,867 | 373,333.33 |
| T2 | Jeff Overton | 65 | 67 | 66 | 70 | 268/-20 | 1,867 | 373,333.33 |
| 5 | Carl Pettersson | 66 | 67 | 68 | 68 | 269/-19 | 1,000 | 200,000.00 |
| 6 | Greg Kraft | 66 | 67 | 71 | 66 | 270/-18 | 900 | 180,000.00 |
| T7 | Jason Gore | 67 | 68 | 69 | 67 | 271/-17 | 753 | 150,625.00 |
| T7 | Will MacKenzie | 64 | 71 | 68 | 68 | 271/-17 | 753 | 150,625.00 |
| T7 | Shigeki Maruyama | 66 | 69 | 67 | 69 | 271/-17 | 753 | 150,625.00 |
| T7 | Kevin Stadler | 68 | 67 | 70 | 66 | 271/-17 | 753 | 150,625.00 |
| T11 | Anders Hansen | 69 | 64 | 68 | 71 | 272/-16 | 600 | 120,000.00 |
| T11 | Jeff Maggert | 67 | 70 | 69 | 66 | 272/-16 | 600 | 120,000.00 |
| T13 | Jonathan Byrd | 69 | 66 | 73 | 65 | 273/-15 | 429 | 85,714.29 |
| T13 | Frank Lickliter II | 68 | 70 | 68 | 67 | 273/-15 | 429 | 85,714.29 |
| T13 | Charles Warren | 68 | 67 | 70 | 68 | 273/-15 | 429 | 85,714.29 |
| T13 | Dean Wilson | 70 | 68 | 70 | 65 | 273/-15 | 429 | 85,714.29 |
| T13 | Brian Gay | 69 | 67 | 69 | 68 | 273/-15 | 429 | 85,714.28 |
| T13 | Nathan Green | 68 | 66 | 70 | 69 | 273/-15 | 429 | 85,714.28 |
| T13 | Joey Sindelar | 69 | 67 | 68 | 69 | 273/-15 | 429 | 85,714.28 |
| T20 | Andy Bare | 70 | 66 | 68 | 70 | 274/-14 | | 52,142.86 |
| T20 | John Huston | 66 | 66 | 72 | 70 | 274/-14 | 261 | 52,142.86 |
| T20 | Tripp Isenhour | 69 | 70 | 65 | 70 | 274/-14 | 261 | 52,142.86 |
| T20 | Peter Lonard | 70 | 69 | 67 | 68 | 274/-14 | 261 | 52,142.86 |
| T20 | Johnson Wagner | 68 | 68 | 69 | 69 | 274/-14 | 261 | 52,142.86 |
| T20 | Lucas Glover | 65 | 71 | 66 | 72 | 274/-14 | 261 | 52,142.85 |
| T20 | John Merrick | 66 | 69 | 69 | 70 | 274/-14 | 261 | 52,142.85 |
| T27 | Eric Axley | 68 | 70 | 69 | 68 | 275/-13 | 174 | 34,750.00 |
| T27 | Bob Estes | 69 | 69 | 68 | 69 | 275/-13 | 174 | 34,750.00 |
| T27 | Brent Geiberger | 68 | 68 | 70 | 69 | 275/-13 | 174 | 34,750.00 |
| T27 | J.J. Henry | 70 | 69 | 67 | 69 | 275/-13 | 174 | 34,750.00 |
| T27 | Kent Jones | 67 | 70 | 69 | 69 | 275/-13 | 174 | 34,750.00 |
| T27 | Vaughn Taylor | 67 | 70 | 69 | 69 | 275/-13 | 174 | 34,750.00 |
| T33 | Craig Bowden | 70 | 69 | 68 | 69 | 276/-12 | 138 | 27,625.00 |
| T33 | Craig Kanada | 68 | 65 | 70 | 73 | 276/-12 | 138 | 27,625.00 |
| T33 | Ryan Palmer | 68 | 70 | 70 | 68 | 276/-12 | 138 | 27,625.00 |
| T33 | Jaco Van Zyl | 70 | 69 | 69 | 68 | 276/-12 | 138 | 27,625.00 |
| T37 | Cameron Beckman | 68 | 68 | 69 | 72 | 277/-11 | 95 | 19,016.67 |
| T37 | Rich Beem | 69 | 69 | 69 | 70 | 277/-11 | 95 | 19,016.67 |
| T37 | Alex Cejka | 68 | 67 | 72 | 70 | 277/-11 | 95 | 19,016.67 |
| T37 | Brian Davis | 65 | 73 | 68 | 71 | 277/-11 | 95 | 19,016.67 |
| T37 | Mark Hensby | 67 | 70 | 72 | 68 | 277/-11 | 95 | 19,016.67 |
| T37 | Jason Schultz | 69 | 67 | 70 | 71 | 277/-11 | 95 | 19,016.67 |
| T37 | Bob Tway | 67 | 69 | 73 | 68 | 277/-11 | 95 | 19,016.67 |
| T37 | Jay Williamson | 70 | 68 | 70 | 69 | 277/-11 | | 19,016.67 |
| T37 | Jeff Brehaut | 71 | 66 | 67 | 73 | 277/-11 | 95 | 19,016.66 |
| T37 | Steve Marino | 65 | 67 | 71 | 74 | 277/-11 | 95 | 19,016.66 |
| T37 | Kevin Na | 69 | 70 | 70 | 68 | 277/-11 | 95 | 19,016.66 |
| T37 | Chris Tidland | 68 | 71 | 71 | 67 | 277/-11 | 95 | 19,016.66 |
| T49 | Tommy Armour III | 72 | 64 | 69 | 73 | 278/-10 | 60 | 12,025.00 |
| T49 | Mathew Goggin | 69 | 70 | 70 | 69 | 278/-10 | 60 | 12,025.00 |
| T49 | Scott Gutschewski | 68 | 70 | 70 | 70 | 278/-10 | 60 | 12,025.00 |
| T49 | Fredrik Jacobson | 70 | 66 | 70 | 72 | 278/-10 | 60 | 12,025.00 |
| T49 | Jarrod Lyle | 69 | 69 | 70 | 70 | 278/-10 | 60 | 12,025.00 |
| T49 | D.J. Trahan | 68 | 70 | 71 | 69 | 278/-10 | 60 | 12,025.00 |
| T49 | Steve Wheatcroft | 68 | 66 | 71 | 73 | 278/-10 | 60 | 12,025.00 |
| T49 | Charlie Wi | 68 | 67 | 70 | 73 | 278/-10 | 60 | 12,025.00 |
| T57 | Billy Andrade | 68 | 71 | 70 | 70 | 279/-9 | 55 | 11,000.00 |
| T57 | Craig Barlow | 68 | 71 | 72 | 68 | 279/-9 | 55 | 11,000.00 |
| T57 | Michael Bradley | 69 | 70 | 68 | 72 | 279/-9 | 55 | 11,000.00 |
| T57 | Todd Fischer | 66 | 72 | 71 | 70 | 279/-9 | | 11,000.00 |
| T57 | Michael Putnam | 67 | 68 | 73 | 71 | 279/-9 | 55 | 11,000.00 |
| T57 | Tag Ridings | 70 | 66 | 72 | 71 | 279/-9 | 55 | 11,000.00 |
| T57 | John Senden | 67 | 70 | 70 | 72 | 279/-9 | 55 | 11,000.00 |
| T64 | Daniel Chopra | 68 | 71 | 70 | 71 | 280/-8 | 53 | 10,500.00 |
| T64 | Mathias Gronberg | 72 | 67 | 71 | 70 | 280/-8 | 53 | 10,500.00 |
| T64 | George McNeill | 70 | 68 | 68 | 74 | 280/-8 | 53 | 10,500.00 |
| T67 | Chad Campbell | 69 | 68 | 72 | 72 | 281/-7 | 50 | 10,000.00 |
| T67 | Jay Delsing | 68 | 69 | 68 | 76 | 281/-7 | 50 | 10,000.00 |
| T67 | Joe Durant | 67 | 69 | 72 | 73 | 281/-7 | 50 | 10,000.00 |
| T67 | Robert Garrigus | 69 | 69 | 73 | 70 | 281/-7 | 50 | 10,000.00 |
| T67 | Cliff Kresge | 67 | 69 | 69 | 76 | 281/-7 | 50 | 10,000.00 |
| T67 | Spike McRoy | 71 | 66 | 73 | 71 | 281/-7 | 50 | 10,000.00 |
| T67 | Kirk Triplett | 67 | 69 | 72 | 73 | 281/-7 | 50 | 10,000.00 |
| T74 | Paul Gow | 68 | 70 | 73 | 72 | 283/-5 | 48 | 9,500.00 |
| T74 | Todd Hamilton | 66 | 69 | 77 | 71 | 283/-5 | 48 | 9,500.00 |
| T74 | Stephen Leaney | 69 | 70 | 70 | 74 | 283/-5 | 48 | 9,500.00 |
| T77 | Briny Baird | 70 | 69 | 73 | 72 | 284/-4 | 46 | 9,100.00 |
| T77 | Olin Browne | 70 | 68 | 75 | 71 | 284/-4 | 46 | 9,100.00 |
| T77 | Tom Johnson | 70 | 69 | 73 | 72 | 284/-4 | 46 | 9,100.00 |
| T77 | Craig Lile | 70 | 69 | 70 | 75 | 284/-4 | 46 | 9,100.00 |
| T77 | Chris Riley | 70 | 68 | 74 | 72 | 284/-4 | 46 | 9,100.00 |
| 82 | Ryan Blaum | 71 | 68 | 72 | 74 | 285/-3 | | 8,800.00 |
| 83 | Willie Wood | 71 | 68 | 71 | 76 | 286/-2 | 44 | 8,700.00 |
| 84 | Neal Lancaster | 69 | 69 | 77 | 73 | 288/E | 43 | 8,600.00 |
| 85 | Jim Gallagher, Jr. | 69 | 70 | 71 | 81 | 291/3 | 43 | 8,500.00 |
| 86 | Steve Allan | 67 | 72 | 74 | 79 | 292/4 | 42 | 8,400.00 |

# 2008 Wyndham Championship

Sedgefield Country Club; Greensboro, NC Purse: $5,100,000 Par: 35-35–70 Yards: 7,117 August 14 - August 17, 2008

LEADERS: First round: Bob Heintz and Martin Laird shared the lead at 7-under 63. Tim Clark, Carl Pettersson, Scott Sterling and Garrett Willis trailed by one. Second round: Pettersson's record-setting 9-under 61 moved him to 15-under 125, three ahead of Willis. Scott McCarron was three back, with Kevin Streelman finishing five off the pace at 10-under. Third round: Pettersson's lead was cut to two strokes at 19-under 191, ahead of McCarron. Briny Baird, Streelman and Willis each were at 13-under.

CUT: 36-hole cut of 78 players at 3-under-par 137 from a field of 152 professionals and four amateurs.

WEATHER: Thursday: mostly sunny with a high of 81, winds WSW 5-10 mph. Friday: partly cloudy with a morning low of 73 degrees; temperatures in the afternoon reached 82 with winds WSW 5-10 mph. Due to a dangerous situation, play was suspended from 4:41 until 5:52 p.m. Round two concluded at 8 p.m. Saturday: partly cloudy in the morning with temperatures in the low 70s; afternoon highs reached 88 degrees with winds NNE 5-10 mph. Sunday: cloudy and cool with a morning low of 71 degrees; winds ENE 5-10 mph. Slightly warmer temperatures in the afternoon of 75-78 degrees with periodic mist. Winds remained ENE 5-10 mph.

**WINNER: Carl Pettersson 64-61-66-68–259 (21-under-par) $918,000; 4,500 FedExCup points**

| POS | PLAYER | RND 1 | RND 2 | RND 3 | RND 4 | TOTAL | FEDEX PTS. | EARNINGS |
|---|---|---|---|---|---|---|---|---|
| 1 | Carl Pettersson | 64 | 61 | 66 | 68 | 259/-21 | 4,500 | 918,000.00 |
| 2 | Scott McCarron | 65 | 64 | 64 | 68 | 261/-19 | 2,700 | 550,800.00 |
| 3 | Rich Beem | 70 | 67 | 63 | 63 | 263/-17 | 1,700 | 346,800.00 |
| T4 | J.J. Henry | 70 | 66 | 66 | 62 | 264/-16 | 1,100 | 224,400.00 |
| T4 | Martin Laird | 63 | 74 | 64 | 63 | 264/-16 | 1,100 | 224,400.00 |
| T6 | Tim Clark | 64 | 67 | 68 | 66 | 265/-15 | 837 | 170,850.00 |
| T6 | John Senden | 66 | 66 | 67 | 66 | 265/-15 | 837 | 170,850.00 |
| T6 | Kevin Streelman | 66 | 64 | 67 | 68 | 265/-15 | 837 | 170,850.00 |
| T9 | Briny Baird | 67 | 68 | 62 | 69 | 266/-14 | 600 | 122,400.00 |
| T9 | Shane Bertsch | 67 | 68 | 67 | 64 | 266/-14 | 600 | 122,400.00 |
| T9 | Jerry Kelly | 66 | 65 | 68 | 67 | 266/-14 | 600 | 122,400.00 |
| T9 | Michael Letzig | 67 | 66 | 67 | 66 | 266/-14 | 600 | 122,400.00 |
| T9 | Bob Sowards | 65 | 66 | 68 | 67 | 266/-14 | 600 | 122,400.00 |
| T9 | Mark Wilson | 68 | 67 | 67 | 64 | 266/-14 | 600 | 122,400.00 |
| T15 | Justin Bolli | 68 | 66 | 68 | 65 | 267/-13 | 400 | 81,600.00 |
| T15 | Lee Janzen | 67 | 66 | 67 | 67 | 267/-13 | 400 | 81,600.00 |
| T15 | Scott Sterling | 64 | 71 | 64 | 68 | 267/-13 | 400 | 81,600.00 |
| T15 | Vaughn Taylor | 67 | 67 | 66 | 67 | 267/-13 | 400 | 81,600.00 |
| T15 | Garrett Willis | 64 | 64 | 69 | 70 | 267/-13 | 400 | 81,600.00 |
| T20 | Lucas Glover | 66 | 68 | 66 | 68 | 268/-12 | 270 | 57,324.00 |
| T20 | Kent Jones | 66 | 68 | 65 | 69 | 268/-12 | 270 | 57,324.00 |
| T20 | John Riegger | 67 | 65 | 67 | 69 | 268/-12 | 270 | 57,324.00 |
| T20 | Patrick Sheehan | 66 | 71 | 65 | 66 | 268/-12 | 270 | 57,324.00 |
| T20 | Jay Williamson | 67 | 67 | 67 | 67 | 268/-12 | 270 | 57,324.00 |
| T20 | Danny Lee - a | 68 | 66 | 67 | 67 | 268/-12 | | |
| T26 | Paul Casey | 70 | 66 | 67 | 66 | 269/-11 | 188 | 40,672.50 |
| T26 | Jason Dufner | 66 | 69 | 66 | 68 | 269/-11 | 188 | 40,672.50 |
| T26 | Zach Johnson | 66 | 70 | 69 | 64 | 269/-11 | 188 | 40,672.50 |
| T26 | Tom Pernice Jr. | 68 | 66 | 69 | 66 | 269/-11 | 188 | 40,672.50 |
| T30 | Mark Brooks | 68 | 66 | 68 | 68 | 270/-10 | 151 | 32,427.50 |
| T30 | Bob Estes | 71 | 66 | 67 | 66 | 270/-10 | 151 | 32,427.50 |
| T30 | Robert Garrigus | 66 | 66 | 71 | 67 | 270/-10 | 151 | 32,427.50 |
| T30 | David Lutterus | 69 | 64 | 72 | 65 | 270/-10 | 151 | 32,427.50 |
| T30 | Jon Mills | 68 | 69 | 65 | 68 | 270/-10 | 151 | 32,427.50 |
| T30 | Y.E. Yang | 67 | 69 | 66 | 68 | 270/-10 | 151 | 32,427.50 |
| T36 | Billy Andrade | 66 | 69 | 67 | 69 | 271/-9 | 117 | 25,143.00 |
| T36 | George McNeill | 68 | 67 | 68 | 68 | 271/-9 | 117 | 25,143.00 |
| T36 | Stephen Poole | 66 | 71 | 69 | 65 | 271/-9 | | 25,143.00 |
| T36 | Marc Turnesa | 69 | 68 | 65 | 69 | 271/-9 | 117 | 25,143.00 |
| T36 | Charles Warren | 67 | 66 | 69 | 69 | 271/-9 | 117 | 25,143.00 |
| T41 | Eric Axley | 67 | 69 | 64 | 72 | 272/-8 | 87 | 18,870.00 |
| T41 | Ben Crane | 68 | 66 | 70 | 68 | 272/-8 | 87 | 18,870.00 |
| T41 | Glen Day | 66 | 69 | 69 | 68 | 272/-8 | 87 | 18,870.00 |
| T41 | Charley Hoffman | 68 | 69 | 66 | 69 | 272/-8 | 87 | 18,870.00 |
| T41 | Joe Ogilvie | 69 | 68 | 68 | 67 | 272/-8 | 87 | 18,870.00 |
| T41 | David Toms | 68 | 67 | 71 | 66 | 272/-8 | 87 | 18,870.00 |
| T41 | Bob Tway | 70 | 65 | 69 | 68 | 272/-8 | 87 | 18,870.00 |
| T48 | Mark Calcavecchia | 67 | 69 | 70 | 67 | 273/-7 | 66 | 14,382.00 |
| T48 | Brian Gay | 67 | 68 | 66 | 72 | 273/-7 | 66 | 14,382.00 |
| T50 | Tom Byrum | 71 | 66 | 68 | 69 | 274/-6 | 61 | 12,886.00 |
| T50 | John Daly | 70 | 67 | 66 | 71 | 274/-6 | 61 | 12,886.00 |
| T50 | Nick Flanagan | 68 | 69 | 70 | 67 | 274/-6 | 61 | 12,886.00 |
| T53 | Cody Freeman | 70 | 67 | 70 | 68 | 275/-5 | 57 | 11,773.72 |
| T53 | Bob Heintz | 63 | 72 | 72 | 68 | 275/-5 | 57 | 11,773.72 |
| T53 | Richard S. Johnson | 67 | 70 | 71 | 67 | 275/-5 | 57 | 11,773.72 |
| T53 | Jeff Maggert | 66 | 70 | 70 | 69 | 275/-5 | 57 | 11,773.71 |
| T53 | Steve Marino | 65 | 68 | 71 | 71 | 275/-5 | 57 | 11,773.71 |
| T53 | Brenden Pappas | 69 | 67 | 69 | 70 | 275/-5 | 57 | 11,773.71 |
| T53 | Kyle Thompson | 68 | 67 | 71 | 69 | 275/-5 | 57 | 11,773.71 |
| T60 | Todd Demsey | 69 | 68 | 68 | 71 | 276/-4 | 53 | 11,067.00 |
| T60 | Ken Duke | 65 | 71 | 71 | 69 | 276/-4 | 53 | 11,067.00 |
| T60 | Joe Durant | 67 | 69 | 70 | 70 | 276/-4 | 53 | 11,067.00 |
| T60 | Jeff Gove | 68 | 66 | 73 | 69 | 276/-4 | 53 | 11,067.00 |
| T60 | Davis Love III | 66 | 70 | 71 | 69 | 276/-4 | 53 | 11,067.00 |
| T60 | Bo Van Pelt | 67 | 66 | 72 | 71 | 276/-4 | 53 | 11,067.00 |
| T66 | Jason Gore | 67 | 69 | 70 | 71 | 277/-3 | 51 | 10,608.00 |
| T66 | Mathias Gronberg | 71 | 64 | 75 | 67 | 277/-3 | 51 | 10,608.00 |
| T66 | Mark Hensby | 66 | 66 | 75 | 70 | 277/-3 | 51 | 10,608.00 |
| T69 | Ryuji Imada | 68 | 68 | 73 | 69 | 278/-2 | 49 | 10,149.00 |
| T69 | Doug LaBelle II | 70 | 67 | 70 | 71 | 278/-2 | 49 | 10,149.00 |
| T69 | Frank Lickliter II | 68 | 68 | 71 | 71 | 278/-2 | 49 | 10,149.00 |
| T69 | Brandt Snedeker | 66 | 68 | 74 | 70 | 278/-2 | 49 | 10,149.00 |
| T69 | Tim Wilkinson | 66 | 69 | 69 | 74 | 278/-2 | 49 | 10,149.00 |
| T69 | Dean Wilson | 66 | 71 | 71 | 70 | 278/-2 | 49 | 10,149.00 |
| T75 | Peter Lonard | 66 | 71 | 73 | 69 | 279/-1 | 47 | 9,690.00 |
| T75 | Troy Matteson | 69 | 67 | 70 | 73 | 279/-1 | 47 | 9,690.00 |
| T75 | Ted Purdy | 68 | 68 | 71 | 72 | 279/-1 | 47 | 9,690.00 |
| 78 | Billy Mayfair | 67 | 68 | 71 | 75 | 281/1 | 46 | 9,486.00 |

# 2009 Wyndham Championship

Sedgefield Country Club, Greensboro, NC  Purse: $5,100,000  Par: 35-35–70  Yards: 7,117  FedEx Cup Pts.: 500  Aug. 17-23, 2009

LEADERS: First round: Bill Haas shot an 8-under 62 and led Ryan Moore, Chez Reavie and Brandt Snedeker by two shots. Justin Rose, Kevin Streelman, Boo Weekley and amateur Justin Thomas had 65s. Second round: Jeff Maggert, Moore and Chris Riley shared the lead at 11-under 129, two ahead of Sergio Garcia, Haas and Reavie. Third round: Garcia and Riley stood on top at 15-under 195. Bill Haas was alone at 13-under, followed by Michael Allen, Steve Marino, Rose, Snedeker and Kevin Stadley at 12-under 198. Moore was tied for ninth at 199.

CUT: 87 players at 2-under 138 from a field of 155 professionals and one amateur. 54-hole cut: 70 players at 4-under from a field of 86 professionals and one amateur.

WEATHER: Thursday: partly cloudy with a morning low of 76. Afternoon temperatures reached the mid 90s with SE winds of 5-10 mph. Due to a dangerous weather situation, first-round play was suspended at 12:24 p.m. Play resumed at 4:30 p.m. for a total delay of 4:06. Play was suspended due to darkness at 7:58 p.m. on Thursday with half the field still on the course. First-round play resumed Friday at 7:45 a.m. Friday: mostly cloudy with a morning low of 73 degrees. Afternoon high reached 93 degrees with 5-10 mph SE winds. Second-round play was halted at 7:59 p.m. due to darkness with 28 players resuming play at 7:45 a.m. Saturday. Saturday: Cloudy and humid in the morning. Due to a dangerous weather situation, the start of round three was delayed until 12:09 p.m. with threesomes off split tees. A total of 0.65 inches of rain fell Saturday morning. Afternoon temperatures reached into the mid-90s under mostly cloudy skies with SW winds 4-8 mph. Sunday: Partly cloudy and warm with afternoon temperatures reaching into the upper 80s and NE winds 4-8 mph.

**WINNER: Ryan Moore 64-65-70-65–264 (16-under-par) $918,000; 500 FedExCup pts. (won playoff with birdie-three on third extra hole [No. 18] to beat Kevin Stadler; Jason Bohn eliminated on first extra hole with bogey)**

| POS | PLAYER | RND 1 | RND 2 | RND 3 | RND 4 | TOTAL | FEDEX PTS. | EARNINGS |
|---|---|---|---|---|---|---|---|---|
| 1 | Ryan Moore | 64 | 65 | 70 | 65 | 264/-16 | 500.00 | $ 918,000.00 |
| T2 | Jason Bohn | 68 | 68 | 66 | 62 | 264/-16 | 245.00 | $ 448,800.00 |
| T2 | Kevin Stadler | 69 | 63 | 66 | 66 | 264/-16 | 245.00 | $ 448,800.00 |
| 4 | Sergio Garcia | 67 | 64 | 64 | 70 | 265/-15 | 135.00 | $ 244,800.00 |
| T5 | Michael Allen | 68 | 65 | 65 | 68 | 266/-14 | 93.00 | $ 172,890.00 |
| T5 | Fred Couples | 66 | 66 | 67 | 67 | 266/-14 | 93.00 | $ 172,890.00 |
| T5 | Justin Rose | 65 | 68 | 65 | 68 | 266/-14 | 93.00 | $ 172,890.00 |
| T5 | Brandt Snedeker | 64 | 69 | 65 | 68 | 266/-14 | 93.00 | $ 172,890.00 |
| T5 | Kevin Sutherland | 71 | 65 | 64 | 66 | 266/-14 | 93.00 | $ 172,890.00 |
| T10 | Bill Haas | 62 | 69 | 66 | 70 | 267/-13 | 70.00 | $ 127,500.00 |
| T10 | Steve Marino | 67 | 68 | 63 | 69 | 267/-13 | 70.00 | $ 127,500.00 |
| T10 | Chez Reavie | 64 | 67 | 68 | 68 | 267/-13 | 70.00 | $ 127,500.00 |
| T13 | Glen Day | 69 | 64 | 66 | 70 | 269/-11 | 57.00 | $ 95,625.00 |
| T13 | Charles Howell III | 68 | 67 | 71 | 63 | 269/-11 | 57.00 | $ 95,625.00 |
| T13 | Jeff Maggert | 66 | 63 | 71 | 69 | 269/-11 | 57.00 | $ 95,625.00 |
| T13 | Chris Riley | 66 | 63 | 66 | 74 | 269/-11 | 57.00 | $ 95,625.00 |
| T17 | David Mathis | 70 | 68 | 65 | 67 | 270/-10 | 51.00 | $ 66,737.15 |
| T17 | Scott McCarron | 66 | 69 | 68 | 67 | 270/-10 | 51.00 | $ 66,737.15 |
| T17 | Scott Gutschewski | 71 | 67 | 64 | 68 | 270/-10 | 51.00 | $ 66,737.14 |
| T17 | Fredrik Jacobson | 68 | 68 | 70 | 64 | 270/-10 | 51.00 | $ 66,737.14 |
| T17 | Marc Leishman | 67 | 65 | 70 | 68 | 270/-10 | 51.00 | $ 66,737.14 |
| T17 | Bryce Molder | 68 | 68 | 67 | 67 | 270/-10 | 51.00 | $ 66,737.14 |
| T17 | Jeev M. Singh | 69 | 64 | 68 | 69 | 270/-10 | | $66,737.14 |
| T17 | Jonathan Byrd | 66 | 70 | 67 | 68 | 271/-9 | 43.50 | $ 39,461.25 |
| T24 | Ken Duke | 66 | 67 | 71 | 67 | 271/-9 | 43.50 | $ 39,461.25 |
| T24 | Lucas Glover | 66 | 68 | 67 | 70 | 271/-9 | 43.50 | $ 39,461.25 |
| T24 | Todd Hamilton | 67 | 71 | 66 | 67 | 271/-9 | 43.50 | $ 39,461.25 |
| T24 | Tim Herron | 68 | 67 | 67 | 69 | 271/-9 | 43.50 | $ 39,461.25 |
| T24 | Tim Petrovic | 66 | 68 | 69 | 68 | 271/-9 | 43.50 | $ 39,461.25 |
| T24 | Jeff Quinney | 70 | 67 | 66 | 68 | 271/-9 | 43.50 | $ 39,461.25 |
| T24 | David Toms | 69 | 68 | 67 | 67 | 271/-9 | 43.50 | $ 39,461.25 |
| T32 | Greg Chalmers | 70 | 68 | 66 | 68 | 272/-8 | 33.50 | $ 24,820.00 |
| T32 | Brian Davis | 70 | 65 | 68 | 69 | 272/-8 | 33.50 | $ 24,820.00 |
| T32 | Jeff Klauk | 69 | 68 | 66 | 69 | 272/-8 | 33.50 | $ 24,820.00 |
| T32 | Rocco Mediate | 67 | 69 | 69 | 67 | 272/-8 | 33.50 | $ 24,820.00 |
| T32 | Nick O'Hern | 69 | 66 | 68 | 69 | 272/-8 | 33.50 | $ 24,820.00 |
| T32 | Greg Owen | 68 | 70 | 66 | 68 | 272/-8 | 33.50 | $ 24,820.00 |
| T32 | Corey Pavin | 69 | 68 | 66 | 69 | 272/-8 | 33.50 | $ 24,820.00 |
| T32 | Patrick Sheehan | 67 | 67 | 72 | 66 | 272/-8 | 33.50 | $ 24,820.00 |
| T32 | Darron Stiles | 70 | 66 | 66 | 70 | 272/-8 | 33.50 | $ 24,820.00 |
| T32 | Johnson Wagner | 66 | 66 | 71 | 69 | 272/-8 | 33.50 | $ 24,820.00 |
| T32 | Boo Weekley | 65 | 67 | 72 | 68 | 272/-8 | 33.50 | $ 24,820.00 |
| T32 | Matt Weibring | 68 | 66 | 68 | 70 | 272/-8 | 33.50 | $ 24,820.00 |
| T44 | Matt Bettencourt | 69 | 66 | 71 | 67 | 273/-7 | 22.50 | $ 14,218.80 |
| T44 | Alex Cejka | 67 | 66 | 71 | 69 | 273/-7 | 22.50 | $ 14,218.80 |
| T44 | Robert Garrigus | 68 | 67 | 69 | 69 | 273/-7 | 22.50 | $ 14,218.80 |
| T44 | J.P. Hayes | 70 | 68 | 66 | 69 | 273/-7 | 22.50 | $ 14,218.80 |
| T44 | Bob Heintz | 70 | 68 | 67 | 68 | 273/-7 | 22.50 | $ 14,218.80 |
| T44 | Richard S. Johnson | 68 | 70 | 64 | 71 | 273/-7 | 22.50 | $ 14,218.80 |
| T44 | Joe Ogilvie | 67 | 67 | 68 | 71 | 273/-7 | 22.50 | $ 14,218.80 |
| T44 | Rod Pampling | 69 | 65 | 68 | 71 | 273/-7 | 22.50 | $ 14,218.80 |
| T44 | Kevin Streelman | 65 | 68 | 71 | 69 | 273/-7 | 22.50 | $ 14,218.80 |
| T44 | Mark Wilson | 70 | 65 | 68 | 70 | 273/-7 | 22.50 | $ 14,218.80 |
| T54 | Daniel Chopra | 67 | 69 | 68 | 70 | 274/-6 | 16.00 | $ 11,730.00 |
| T54 | Aron Price | 67 | 67 | 70 | 70 | 274/-6 | 16.00 | $ 11,730.00 |
| T54 | D.J. Trahan | 67 | 70 | 66 | 71 | 274/-6 | 16.00 | $ 11,730.00 |
| T57 | Brad Faxon | 68 | 68 | 67 | 72 | 275/-5 | 11.50 | $ 11,271.00 |
| T57 | Kent Jones | 68 | 68 | 68 | 71 | 275/-5 | 11.50 | $ 11,271.00 |
| T57 | Fernando Mechereffe | 69 | 65 | 70 | 71 | 275/-5 | 11.50 | $ 11,271.00 |
| T57 | Tom Pernice, Jr. | 68 | 68 | 69 | 70 | 275/-5 | 11.50 | $ 11,271.00 |
| T57 | Scott Sterling | 67 | 70 | 67 | 71 | 275/-5 | 11.50 | $ 11,271.00 |
| T57 | Bo Van Pelt | 66 | 69 | 70 | 70 | 275/-5 | 11.50 | $ 11,271.00 |
| 63 | Rich Beem | 67 | 67 | 68 | 74 | 276/-4 | 8.00 | $ 10,914.00 |
| T64 | Brad Adamonis | 69 | 68 | 68 | 72 | 277/-3 | 6.00 | $ 10,710.00 |
| T64 | James Driscoll | 70 | 68 | 67 | 72 | 277/-3 | 6.00 | $ 10,710.00 |
| T64 | Vaughn Taylor | 67 | 70 | 68 | 72 | 277/-3 | 6.00 | $ 10,710.00 |
| T67 | Martin Laird | 67 | 68 | 69 | 75 | 279/-1 | 3.50 | $ 10,455.00 |
| T67 | Carl Pettersson | 70 | 65 | 71 | 73 | 279/-1 | 3.50 | $ 10,455.00 |
| 69 | Matt Jones | 67 | 69 | 70 | 74 | 280/E | 2.00 | $ 10,302.00 |
| 70 | Billy Mayfair | 69 | 69 | 68 | 75 | 281/1 | 1.00 | $ 10,200.00 |
| T71 | Kris Blanks | 74 | 62 | 71 | | 207 | 0.92 | $ 9,792.00 |
| T71 | Tommy Gainey | 72 | 66 | 69 | | 207 | 0.92 | $ 9,792.00 |
| T71 | Charley Hoffman | 68 | 70 | 69 | | 207 | 0.92 | $ 9,792.00 |
| T71 | Cliff Kresge | 68 | 69 | 70 | | 207 | 0.92 | $ 9,792.00 |
| T71 | Danny Lee | 68 | 70 | 69 | | 207 | 0.92 | $ 9,792.00 |
| T71 | Brett Quigley | 69 | 69 | 69 | | 207 | 0.92 | $ 9,792.00 |
| T71 | Jimmy Walker | 70 | 67 | 70 | | 207 | 0.92 | $ 9,792.00 |
| T78 | Harrison Frazar | 71 | 67 | 70 | | 208 | 0.81 | $ 9,282.00 |
| T78 | J.J. Henry | 69 | 64 | 75 | | 208 | 0.81 | $ 9,282.00 |
| T78 | Troy Matteson | 68 | 70 | 70 | | 208 | 0.81 | $ 9,282.00 |
| T78 | Justin Thomas | 65 | 72 | 71 | | 208 | | |
| T82 | John Daly | 66 | 70 | 73 | | 209 | 0.73 | $ 8,925.00 |
| T82 | Steve Lowery | 69 | 68 | 72 | | 209 | 0.73 | $ 8,925.00 |
| T82 | John Senden | 69 | 64 | 76 | | 209 | 0.73 | $ 8,925.00 |
| T82 | Jay Williamson | 67 | 70 | 72 | | 209 | 0.73 | $ 8,925.00 |
| T86 | Matthew Borchert | 69 | 68 | 73 | | 210 | 0.67 | $ 8,619.00 |
| T86 | Davis Love III | 71 | 67 | 72 | | 210 | 0.67 | $ 8,619.00 |

# 2010 Wyndham Championship

Sedgefield Country Club; Greensboro, NC Purse: $5,100,000 FedExCup Points: 3,513 Par: 35-35–70 Yards: 7,117 August 16 - August 22, 2010

LEADERS: First round: Arjun Atwal had the lead at 9-under 61. Brandt Snedeker trailed by two, with six players three back at 6-under 64: Lucas Glover, John Rollins, Jeev Milkha Singh, Kevin Streelman, David Toms and Boo Weekley. Second round: Atwal and Snedeker were tied for the lead at 12-under 128, one shot ahead of Glover, Rollins and Streelman. Third round: Atwal opened a three-shot lead at 17-under 193, ahead of Glover, McCarron and Scott Piercy. Six players remained close at 13-under scores of 197: Justin Leonard, Will MacKenzie, Rollins, Snedeker, Toms and Garrett Willis.

CUT: 36-hole cut of 78 players at 3-under 137 from a field of 155 professionals and one amateur.

WEATHER: Mostly cloudy Thursday, with light morning showers. Afternoon highs reached 85 degrees. Winds NE at 4-8 mph. Mostly sunny and less humid Friday, with an afternoon high of 89 degrees. Winds NE at 5-10 mph. Mostly sunny Saturday, with an afternoon high of 90 degrees. Winds SE at 5-10 mph. Mostly cloudy Sunday, with off-and-on showers. Afternoon highs reached 88 degrees. Winds WNW at 5-10 mph.

**WINNER: Arjun Atwal 61-67-65-67—260 (20-under-par) $918,000**

| POS | PLAYER | RND 1 | RND 2 | RND 3 | RND 4 | TOTAL | FEDEX PTS. | EARNINGS |
|---|---|---|---|---|---|---|---|---|
| 1 | Arjun Atwal | 61 | 67 | 65 | 67 | 260/-20 | | 918,000.00 |
| 2 | David Toms | 64 | 68 | 65 | 64 | 261/-19 | 300.00 | 550,800.00 |
| T3 | Justin Leonard | 68 | 63 | 66 | 65 | 262/-18 | 133.75 | 244,800.00 |
| T3 | John Mallinger | 65 | 67 | 68 | 62 | 262/-18 | 133.75 | 244,800.00 |
| T3 | John Rollins | 64 | 65 | 68 | 65 | 262/-18 | 133.75 | 244,800.00 |
| T3 | Michael Sim | 66 | 68 | 66 | 62 | 262/-18 | 133.75 | 244,800.00 |
| 7 | Lucas Glover | 64 | 65 | 67 | 67 | 263/-17 | 90.00 | 170,850.00 |
| T8 | Scott Piercy | 66 | 66 | 64 | 68 | 264/-16 | 77.50 | 142,800.00 |
| T8 | Chris Riley | 67 | 69 | 64 | 64 | 264/-16 | 77.50 | 142,800.00 |
| T8 | Webb Simpson | 66 | 64 | 71 | 63 | 264/-16 | 77.50 | 142,800.00 |
| T8 | Brandt Snedeker | 63 | 65 | 69 | 67 | 264/-16 | 77.50 | 142,800.00 |
| T12 | Joe Durant | 68 | 67 | 66 | 64 | 265/-15 | 57.83 | 96,900.00 |
| T12 | Fredrik Jacobson | 67 | 67 | 69 | 62 | 265/-15 | 57.83 | 96,900.00 |
| T12 | Will MacKenzie | 68 | 64 | 65 | 68 | 265/-15 | 57.83 | 96,900.00 |
| T12 | Scott McCarron | 65 | 68 | 63 | 69 | 265/-15 | 57.83 | 96,900.00 |
| T12 | Tim Petrovic | 66 | 68 | 66 | 65 | 265/-15 | 57.83 | 96,900.00 |
| T12 | Garrett Willis | 66 | 66 | 65 | 68 | 265/-15 | 57.83 | 96,900.00 |
| T18 | Tom Gillis | 69 | 67 | 64 | 66 | 266/-14 | 48.50 | 55,947.00 |
| T18 | Tim Herron | 67 | 64 | 69 | 66 | 266/-14 | 48.50 | 55,947.00 |
| T18 | Richard S. Johnson | 67 | 66 | 65 | 68 | 266/-14 | 48.50 | 55,947.00 |
| T18 | Marc Leishman | 66 | 66 | 70 | 64 | 266/-14 | 48.50 | 55,947.00 |
| T18 | Michael Letzig | 66 | 68 | 67 | 65 | 266/-14 | 48.50 | 55,947.00 |
| T18 | Kevin Na | 66 | 71 | 61 | 68 | 266/-14 | 48.50 | 55,947.00 |
| T18 | Aron Price | 67 | 69 | 65 | 65 | 266/-14 | 48.50 | 55,947.00 |
| T18 | Jeev Milkha Singh | 64 | 68 | 68 | 66 | 266/-14 | 48.50 | 55,947.00 |
| T18 | Kevin Streelman | 64 | 65 | 70 | 67 | 266/-14 | 48.50 | 55,947.00 |
| T18 | Josh Teater | 66 | 68 | 67 | 65 | 266/-14 | 48.50 | 55,947.00 |
| T28 | Chad Collins | 68 | 67 | 67 | 65 | 267/-13 | 40.50 | 33,915.00 |
| T28 | James Driscoll | 67 | 67 | 67 | 66 | 267/-13 | 40.50 | 33,915.00 |
| T28 | Bob Estes | 66 | 70 | 65 | 66 | 267/-13 | 40.50 | 33,915.00 |
| T28 | Bill Haas | 69 | 65 | 65 | 68 | 267/-13 | 40.50 | 33,915.00 |
| T28 | Andres Romero | 66 | 67 | 65 | 69 | 267/-13 | 40.50 | 33,915.00 |
| T28 | Kirk Triplett | 69 | 68 | 67 | 63 | 267/-13 | 40.50 | 33,915.00 |
| T34 | Brett Wetterich | 70 | 66 | 68 | 64 | 268/-12 | 34.00 | 25,208.58 |
| T34 | Jonathan Byrd | 66 | 66 | 68 | 68 | 268/-12 | 34.00 | 25,208.57 |
| T34 | Jason Dufner | 66 | 69 | 68 | 65 | 268/-12 | 34.00 | 25,208.57 |
| T34 | J.J. Henry | 71 | 66 | 67 | 64 | 268/-12 | 34.00 | 25,208.57 |
| T34 | Jerry Kelly | 66 | 67 | 66 | 69 | 268/-12 | 34.00 | 25,208.57 |
| T34 | Martin Laird | 67 | 65 | 66 | 70 | 268/-12 | 34.00 | 25,208.57 |
| T34 | Jeff Quinney | 66 | 70 | 64 | 68 | 268/-12 | 34.00 | 25,208.57 |
| T41 | John Daly | 68 | 68 | 69 | 64 | 269/-11 | 26.50 | 17,365.50 |
| T41 | Jason Gore | 65 | 69 | 70 | 65 | 269/-11 | 26.50 | 17,365.50 |
| T41 | Garth Mulroy | 68 | 68 | 65 | 68 | 269/-11 | 26.50 | 17,365.50 |
| T41 | Alex Prugh | 69 | 64 | 67 | 69 | 269/-11 | 26.50 | 17,365.50 |
| T41 | Brian Stuard | 69 | 66 | 66 | 68 | 269/-11 | 26.50 | 17,365.50 |
| T41 | D.J. Trahan | 69 | 68 | 66 | 66 | 269/-11 | 26.50 | 17,365.50 |
| T41 | Drew Weaver | 67 | 70 | 64 | 68 | 269/-11 | | 17,365.50 |
| T41 | Mark Wilson | 68 | 67 | 67 | 67 | 269/-11 | 26.50 | 17,365.50 |
| T49 | Briny Baird | 66 | 68 | 68 | 68 | 270/-10 | 20.50 | 12,724.50 |
| T49 | Glen Day | 67 | 67 | 65 | 71 | 270/-10 | 20.50 | 12,724.50 |
| T49 | Troy Merritt | 67 | 70 | 66 | 67 | 270/-10 | 20.50 | 12,724.50 |
| T49 | Jerry Richardson, Jr. | 70 | 66 | 67 | 67 | 270/-10 | | 12,724.50 |
| T53 | Kent Jones | 66 | 70 | 69 | 66 | 271/-9 | 13.00 | 11,433.28 |
| T53 | Frank Lickliter II | 70 | 67 | 68 | 66 | 271/-9 | 13.00 | 11,433.28 |
| T53 | Rocco Mediate | 70 | 67 | 67 | 67 | 271/-9 | 13.00 | 11,433.28 |
| T53 | Aaron Baddeley | 66 | 69 | 68 | 68 | 271/-9 | 13.00 | 11,433.27 |
| T53 | Cameron Beckman | 67 | 69 | 65 | 70 | 271/-9 | 13.00 | 11,433.27 |
| T53 | Trevor Immelman | 68 | 69 | 66 | 68 | 271/-9 | 13.00 | 11,433.27 |
| T53 | Spencer Levin | 65 | 67 | 71 | 68 | 271/-9 | 13.00 | 11,433.27 |
| T53 | Troy Matteson | 68 | 67 | 68 | 68 | 271/-9 | 13.00 | 11,433.27 |
| T53 | Greg Owen | 69 | 67 | 65 | 70 | 271/-9 | 13.00 | 11,433.27 |
| T53 | Paul Stankowski | 67 | 67 | 69 | 68 | 271/-9 | 13.00 | 11,433.27 |
| T53 | Boo Weekley | 64 | 67 | 71 | 69 | 271/-9 | 13.00 | 11,433.27 |
| 64 | James Nitties | 67 | 68 | 66 | 71 | 272/-8 | 7.00 | 10,812.00 |
| T65 | Blake Adams | 65 | 71 | 69 | 68 | 273/-7 | 3.50 | 10,455.00 |
| T65 | Mathias Gronberg | 67 | 68 | 70 | 68 | 273/-7 | 3.50 | 10,455.00 |
| T65 | Skip Kendall | 66 | 70 | 68 | 69 | 273/-7 | 3.50 | 10,455.00 |
| T65 | John Merrick | 68 | 67 | 69 | 69 | 273/-7 | 3.50 | 10,455.00 |
| T65 | Omar Uresti | 69 | 66 | 69 | 69 | 273/-7 | 3.50 | 10,455.00 |
| T65 | Charles Warren | 67 | 69 | 69 | 68 | 273/-7 | 3.50 | 10,455.00 |
| T71 | Chris DiMarco | 67 | 68 | 68 | 71 | 274/-6 | 0.96 | 9,996.00 |
| T71 | Derek Lamely | 70 | 66 | 66 | 72 | 274/-6 | 0.96 | 9,996.00 |
| T71 | Steve Marino | 69 | 65 | 74 | 66 | 274/-6 | 0.96 | 9,996.00 |
| 74 | Michael Connell | 66 | 69 | 68 | 72 | 275/-5 | 0.92 | 9,792.00 |
| T75 | Kris Blanks | 69 | 68 | 69 | 70 | 276/-4 | 0.89 | 9,639.00 |
| T75 | Robert Garrigus | 69 | 66 | 71 | 70 | 276/-4 | 0.89 | 9,639.00 |
| 77 | Daniel Chopra | 70 | 65 | 73 | 69 | 277/-3 | 0.86 | 9,486.00 |
| 78 | Jay Williamson | 65 | 70 | 72 | 73 | 280/E | 0.84 | 9,384.00 |

# 2011 Wyndham Championship

Sedgefield Country Club; Greensboro, NC Purse: $5,200,000 FedExCup Points: 3,513 Par: 35-35—70 Yards: 7,117 August 15 - August 21, 2011

LEADERS: First round: Jeff Quinney and Tommy Gainey shot 7-under 63s to lead Stuart Appleby by a single stroke and 10 others at 5-under: Paul Casey, Carl Pettersson, Ernie Els, Jason Bohn, Jimmy Walker, Tim Herron, Lee Janzen, Jim Furyk, Vijay Singh and George McNeill. Webb Simpson was tied for 14th with a 66. Second round: Gainey jumped to 12-under 128 and led Simpson, Appleby, Daniel Summerhays and Els by three shots. At 8-under were Furyk, Alexandre Roche, Casey and Retief Goosen. Third round: Simpson's 6-under 64 placed him at 15-under 195, good for a two-shot lead over Gainey. Pettersson and John Mallinger were three back at 12-under 198, with Summerhays at 11-under 199.

**CUT:** 36-hole cut of 74 professionals at 3-under-par 137 from a field of 154 professionals and two amateurs.

**WEATHER:** Thursday, partly cloudy with a high of 88 degrees, winds SW 5-10 mph. Friday, partly cloudy with a high of 89 and light winds again. Saturday, partly cloudy with a high of 91 degrees and light winds. Sunday, partly cloudy with a high of 88 and winds WSW at 8-12 mph.

**WINNER: Webb Simpson 66-65-64-67–262 (18-under-par) $936,000 500 FedExCup points**

| POS | PLAYER | RND 1 | RND 2 | RND 3 | RND 4 | TOTAL | FEDEX PTS. | EARNINGS |
|---|---|---|---|---|---|---|---|---|
| 1 | Webb Simpson | 66 | 65 | 64 | 67 | 262/-18 | 500.00 | 936,000.00 |
| 2 | George McNeill | 65 | 70 | 66 | 64 | 265/-15 | 300.00 | 561,600.00 |
| 3 | Tommy Gainey | 63 | 65 | 69 | 69 | 266/-14 | 190.00 | 353,600.00 |
| T4 | Charles Howell III | 69 | 65 | 66 | 67 | 267/-13 | 104.00 | 196,040.00 |
| T4 | Jerry Kelly | 67 | 66 | 69 | 65 | 267/-13 | 104.00 | 196,040.00 |
| T4 | Kyung-tae Kim | 69 | 67 | 65 | 66 | 267/-13 | | 196,040.00 |
| T4 | Carl Pettersson | 65 | 70 | 63 | 69 | 267/-13 | 104.00 | 196,040.00 |
| T4 | Vijay Singh | 65 | 69 | 68 | 65 | 267/-13 | 104.00 | 196,040.00 |
| T9 | Jim Furyk | 65 | 67 | 69 | 67 | 268/-12 | 75.00 | 140,400.00 |
| T9 | Chez Reavie | 66 | 69 | 68 | 65 | 268/-12 | 75.00 | 140,400.00 |
| T9 | Camilo Villegas | 70 | 64 | 68 | 66 | 268/-12 | 75.00 | 140,400.00 |
| T12 | Jason Bohn | 65 | 68 | 67 | 69 | 269/-11 | 58.60 | 101,920.00 |
| T12 | Joe Durant | 67 | 70 | 67 | 65 | 269/-11 | 58.60 | 101,920.00 |
| T12 | Davis Love III | 70 | 67 | 66 | 66 | 269/-11 | 58.60 | 101,920.00 |
| T12 | John Mallinger | 68 | 65 | 65 | 71 | 269/-11 | 58.60 | 101,920.00 |
| T12 | Scott McCarron | 68 | 67 | 69 | 65 | 269/-11 | 58.60 | 101,920.00 |
| T17 | Retief Goosen | 67 | 65 | 68 | 70 | 270/-10 | 50.50 | 65,780.00 |
| T17 | Justin Leonard | 66 | 67 | 68 | 69 | 270/-10 | 50.50 | 65,780.00 |
| T17 | Pat Perez | 68 | 69 | 68 | 65 | 270/-10 | 50.50 | 65,780.00 |
| T17 | Tim Petrovic | 68 | 66 | 67 | 69 | 270/-10 | 50.50 | 65,780.00 |
| T17 | Aron Price | 72 | 65 | 68 | 65 | 270/-10 | 50.50 | 65,780.00 |
| T17 | Heath Slocum | 70 | 64 | 67 | 69 | 270/-10 | 50.50 | 65,780.00 |
| T17 | Daniel Summerhays | 66 | 65 | 68 | 71 | 270/-10 | 50.50 | 65,780.00 |
| T17 | David Toms | 66 | 70 | 69 | 65 | 270/-10 | 50.50 | 65,780.00 |
| T25 | Tim Herron | 65 | 68 | 68 | 70 | 271/-9 | 44.00 | 40,560.00 |
| T25 | Jarrod Lyle | 68 | 66 | 69 | 68 | 271/-9 | 44.00 | 40,560.00 |
| T25 | John Rollins | 67 | 67 | 68 | 69 | 271/-9 | 44.00 | 40,560.00 |
| T25 | Josh Teater | 70 | 66 | 69 | 66 | 271/-9 | 44.00 | 40,560.00 |
| T25 | Michael Thompson | 68 | 69 | 66 | 68 | 271/-9 | 44.00 | 40,560.00 |
| T30 | Blake Adams | 68 | 65 | 70 | 69 | 272/-8 | 36.50 | 28,964.00 |
| T30 | Stuart Appleby | 64 | 67 | 70 | 71 | 272/-8 | 36.50 | 28,964.00 |
| T30 | Briny Baird | 68 | 69 | 68 | 67 | 272/-8 | 36.50 | 28,964.00 |
| T30 | Ernie Els | 65 | 66 | 69 | 72 | 272/-8 | 36.50 | 28,964.00 |
| T30 | Lucas Glover | 70 | 65 | 69 | 68 | 272/-8 | 36.50 | 28,964.00 |
| T30 | Billy Horschel | 67 | 67 | 66 | 72 | 272/-8 | 36.50 | 28,964.00 |
| T30 | Brandt Jobe | 69 | 67 | 67 | 69 | 272/-8 | 36.50 | 28,964.00 |
| T30 | Marc Leishman | 68 | 68 | 67 | 69 | 272/-8 | 36.50 | 28,964.00 |
| T30 | Rod Pampling | 68 | 69 | 66 | 69 | 272/-8 | 36.50 | 28,964.00 |
| T30 | Alexandre Rocha | 66 | 66 | 70 | 70 | 272/-8 | 36.50 | 28,964.00 |
| T40 | Kris Blanks | 69 | 65 | 69 | 70 | 273/-7 | 28.00 | 19,240.00 |
| T40 | Brendon de Jonge | 69 | 67 | 65 | 72 | 273/-7 | 28.00 | 19,240.00 |
| T40 | Tom Gillis | 68 | 68 | 68 | 69 | 273/-7 | 28.00 | 19,240.00 |
| T40 | Bill Lunde | 67 | 67 | 68 | 71 | 273/-7 | 28.00 | 19,240.00 |
| T40 | Will MacKenzie | 68 | 65 | 71 | 69 | 273/-7 | 28.00 | 19,240.00 |
| T40 | Nick O'Hern | 68 | 68 | 67 | 70 | 273/-7 | 28.00 | 19,240.00 |
| T40 | Kevin Stadler | 69 | 65 | 68 | 71 | 273/-7 | 28.00 | 19,240.00 |
| T47 | Chad Campbell | 68 | 67 | 68 | 71 | 274/-6 | 22.00 | 13,748.80 |
| T47 | Paul Casey | 65 | 67 | 69 | 73 | 274/-6 | 22.00 | 13,748.80 |
| T47 | Padraig Harrington | 69 | 68 | 69 | 68 | 274/-6 | 22.00 | 13,748.80 |
| T47 | Jeff Quinney | 63 | 70 | 71 | 70 | 274/-6 | 22.00 | 13,748.80 |
| T47 | Cameron Tringale | 69 | 67 | 69 | 69 | 274/-6 | 22.00 | 13,748.80 |
| T52 | Charles Warren | 67 | 68 | 75 | 65 | 275/-5 | 16.00 | 12,004.58 |
| T52 | Bud Cauley | 69 | 68 | 68 | 70 | 275/-5 | | 12,004.57 |
| T52 | Greg Chalmers | 66 | 70 | 71 | 68 | 275/-5 | 16.00 | 12,004.57 |
| T52 | Nathan Green | 67 | 69 | 69 | 70 | 275/-5 | 16.00 | 12,004.57 |
| T52 | William McGirt | 69 | 64 | 72 | 70 | 275/-5 | 16.00 | 12,004.57 |
| T52 | Vaughn Taylor | 66 | 68 | 67 | 74 | 275/-5 | 16.00 | 12,004.57 |
| T52 | Johnson Wagner | 69 | 67 | 67 | 72 | 275/-5 | 16.00 | 12,004.57 |
| T59 | Woody Austin | 67 | 70 | 68 | 71 | 276/-4 | 10.00 | 11,336.00 |
| T59 | Jim Herman | 70 | 64 | 68 | 74 | 276/-4 | 10.00 | 11,336.00 |
| T59 | Kent Jones | 68 | 66 | 72 | 70 | 276/-4 | 10.00 | 11,336.00 |
| T59 | Sunghoon Kang | 68 | 67 | 70 | 71 | 276/-4 | 10.00 | 11,336.00 |
| T59 | Kevin Kisner | 70 | 67 | 71 | 68 | 276/-4 | 10.00 | 11,336.00 |
| T64 | Joseph Bramlett | 69 | 67 | 70 | 71 | 277/-3 | 6.50 | 10,972.00 |
| T64 | David Duval | 67 | 69 | 72 | 69 | 277/-3 | 6.50 | 10,972.00 |
| T66 | John Daly | 69 | 68 | 70 | 71 | 278/-2 | 3.00 | 10,608.00 |
| T66 | Andres Gonzales | 68 | 69 | 69 | 72 | 278/-2 | 3.00 | 10,608.00 |
| T66 | Lee Janzen | 65 | 69 | 70 | 74 | 278/-2 | 3.00 | 10,608.00 |
| T66 | Patrick Reed | 66 | 68 | 71 | 73 | 278/-2 | | 10,608.00 |
| T66 | Jimmy Walker | 65 | 71 | 74 | 68 | 278/-2 | 3.00 | 10,608.00 |
| 71 | Joe Ogilvie | 72 | 65 | 70 | 72 | 279/-1 | 0.98 | 10,296.00 |
| T72 | D.J. Brigman | 66 | 69 | 75 | 75 | 285/5 | 0.95 | 10,140.00 |
| T72 | Jim Renner | 66 | 70 | 75 | 74 | 285/5 | 0.95 | 10,140.00 |
| W/D | Hunter Haas | 67 | 69 | 68 | | 204/-6 | | |

# 2012 Wyndham Championship

Sedgefield Country Club; Greensboro, NC  Purse: $5,200,000  Par: 35-35–70  Yards: 7,117  August 13 - August 19, 2012

LEADERS: First round: Carl Pettersson shot an 8-under 62 to lead Tim Clark and David Mathis by one shot. Three others were two off the lead at 6-under: Tom Gillis, Troy Matteson and Scott Stallings; Second round: Sergio Garcia used a 63 to vault from tied for 20th to tied for third at 10-under with Clark, Harris English and Pettersson. Jimmy Walker's 8-under 62 in Round 2 gave him the lead at 12-under, one shot ahead of Webb Simpson; Third round: Garcia's 4-under 66 gave him a 14-under score of 196 and a one-shot lead over Bud Cauley and Clark. Jason Dufner, English and Pettersson were just two back at 12-under.

CUT: 36-hole cut of 77 professionals at 1-under 139 from a field of 155 professionals and one amateur.

WEATHER: Thursday: Sunny and comfortable with temperatures reaching 87 degrees. Winds N 5-10 mph. Friday: Partly cloudy with light rain in the late afternoon. Temperatures reached 90. Winds SW 10-15 mph. The round was suspended due to a dangerous weather situation at 5:15 p.m. Play resumed at 6:32 p.m. Saturday: Mostly cloudy with afternoon temperatures reaching the mid-80s. Winds N 5-10 mph. Sunday: Mostly cloudy with morning showers and temperatures reaching 74. Winds NE 5-10 mph. The course received 1.6 inches of rain overnight and into early morning. The final round began on time at 8:30 a.m. The round was delayed at 3:10 p.m. due to heavy rains (.60 inches) with the lead group on No. 5. The decision to suspend play until Monday came at 5:30 p.m. with 38 players still on the course. Monday: Mostly cloudy with a light morning drizzle and temperatures reaching 76 degrees. Winds NE 3-5 mph. The final round resumed at 9:01 a.m. on Monday with Golf Channel carrying the remainder of play.

**WINNER: Sergio Garcia  67-63-66-66—262  (18-under-par)  $936,000**

| POS | PLAYER | RND 1 | RND 2 | RND 3 | RND 4 | TOTAL | FEDEX PTS. | EARNINGS |
|---|---|---|---|---|---|---|---|---|
| 1 | Sergio Garcia | 67 | 63 | 66 | 66 | 262/-18 | 500.00 | $936,000.00 |
| 2 | Tim Clark | 63 | 67 | 67 | 67 | 264/-16 | 300.00 | $561,600.00 |
| 3 | Bud Cauley | 66 | 65 | 66 | 68 | 265/-15 | 190.00 | $353,600.00 |
| T4 | Chad Campbell | 71 | 64 | 65 | 66 | 266/-14 | 115.00 | $214,933.34 |
| T4 | Jimmy Walker | 66 | 62 | 71 | 67 | 266/-14 | 115.00 | $214,933.33 |
| T4 | Carl Pettersson | 62 | 68 | 68 | 68 | 266/-14 | 115.00 | $214,933.33 |
| T7 | Nicolas Colsaerts | 67 | 65 | 69 | 66 | 267/-13 | | $162,066.67 |
| T7 | Bill Haas | 68 | 65 | 67 | 67 | 267/-13 | 85.00 | $162,066.67 |
| T7 | Jason Dufner | 68 | 67 | 63 | 69 | 267/-13 | 85.00 | $162,066.66 |
| T10 | John Merrick | 66 | 69 | 67 | 66 | 268/-12 | 67.50 | $124,800.00 |
| T10 | Troy Matteson | 64 | 68 | 68 | 68 | 268/-12 | 67.50 | $124,800.00 |
| T10 | Davis Love III | 67 | 66 | 66 | 69 | 268/-12 | 67.50 | $124,800.00 |
| T10 | Harris English | 66 | 64 | 68 | 70 | 268/-12 | 67.50 | $124,800.00 |
| T14 | Brendon de Jonge | 68 | 68 | 67 | 66 | 269/-11 | 55.00 | $88,400.00 |
| T14 | Scott Stallings | 64 | 70 | 67 | 68 | 269/-11 | 55.00 | $88,400.00 |
| T14 | Charl Schwartzel | 67 | 68 | 66 | 68 | 269/-11 | 55.00 | $88,400.00 |
| T14 | Richard H. Lee | 66 | 69 | 65 | 69 | 269/-11 | 55.00 | $88,400.00 |
| T14 | Matt Every | 65 | 66 | 68 | 70 | 269/-11 | 55.00 | $88,400.00 |
| T19 | John Huh | 69 | 65 | 69 | 67 | 270/-10 | 51.00 | $67,600.00 |
| T19 | Bobby Gates | 69 | 67 | 65 | 69 | 270/-10 | 51.00 | $67,600.00 |
| T19 | Justin Leonard | 68 | 68 | 64 | 70 | 270/-10 | 51.00 | $67,600.00 |
| T22 | Chris Kirk | 66 | 69 | 69 | 67 | 271/-9 | 46.50 | $48,273.34 |
| T22 | Angel Cabrera | 67 | 71 | 66 | 67 | 271/-9 | 46.50 | $48,273.34 |
| T22 | Trevor Immelman | 67 | 68 | 68 | 68 | 271/-9 | 46.50 | $48,273.33 |
| T22 | Graham DeLaet | 69 | 67 | 67 | 68 | 271/-9 | 46.50 | $48,273.33 |
| T22 | Rocco Mediate | 70 | 65 | 68 | 68 | 271/-9 | 46.50 | $48,273.33 |
| T22 | Webb Simpson | 66 | 63 | 71 | 71 | 271/-9 | 46.50 | $48,273.33 |
| T28 | Rod Pampling | 68 | 66 | 70 | 68 | 272/-8 | 42.00 | $36,920.00 |
| T28 | Tim Herron | 76 | 61 | 67 | 68 | 272/-8 | 42.00 | $36,920.00 |
| T28 | Brandt Snedeker | 67 | 67 | 68 | 70 | 272/-8 | 42.00 | $36,920.00 |
| T31 | Charles Howell III | 67 | 69 | 71 | 66 | 273/-7 | 37.50 | $30,160.00 |
| T31 | Nick Watney | 66 | 69 | 70 | 68 | 273/-7 | 37.50 | $30,160.00 |
| T31 | Kyle Thompson | 69 | 67 | 68 | 69 | 273/-7 | 37.50 | $30,160.00 |
| T31 | Patrick Cantlay | 70 | 68 | 66 | 69 | 273/-7 | | $30,160.00 |
| T31 | Heath Slocum | 68 | 67 | 67 | 71 | 273/-7 | 37.50 | $30,160.00 |
| T31 | Will Claxton | 69 | 66 | 65 | 73 | 273/-7 | 37.50 | $30,160.00 |
| T37 | Josh Teater | 67 | 71 | 69 | 67 | 274/-6 | 30.00 | $21,320.00 |
| T37 | Ryan Moore | 71 | 68 | 68 | 67 | 274/-6 | 30.00 | $21,320.00 |
| T37 | Y.E. Yang | 67 | 69 | 69 | 69 | 274/-6 | 30.00 | $21,320.00 |
| T37 | Jeff Overton | 69 | 69 | 67 | 69 | 274/-6 | 30.00 | $21,320.00 |
| T37 | Russell Knox | 68 | 68 | 69 | 69 | 274/-6 | 30.00 | $21,320.00 |
| T37 | Kyle Reifers | 67 | 72 | 66 | 69 | 274/-6 | 30.00 | $21,320.00 |
| T37 | Gary Christian | 67 | 70 | 67 | 70 | 274/-6 | 30.00 | $21,320.00 |
| T37 | D.A. Points | 68 | 68 | 67 | 71 | 274/-6 | 30.00 | $21,320.00 |
| T37 | Kevin Streelman | 68 | 66 | 68 | 72 | 274/-6 | 30.00 | $21,320.00 |
| T46 | Kevin Kisner | 68 | 71 | 70 | 66 | 275/-5 | 23.50 | $14,742.00 |
| T46 | Kevin Stadler | 73 | 65 | 68 | 69 | 275/-5 | 23.50 | $14,742.00 |
| T46 | Nick O'Hern | 68 | 71 | 67 | 69 | 275/-5 | 23.50 | $14,742.00 |
| T46 | Billy Horschel | 69 | 67 | 66 | 73 | 275/-5 | 23.50 | $14,742.00 |
| T50 | Jerry Kelly | 72 | 67 | 69 | 68 | 276/-4 | 19.00 | $12,542.40 |
| T50 | Jamie Donaldson | 68 | 66 | 71 | 71 | 276/-4 | | $12,542.00 |
| T50 | Alexandre Rocha | 68 | 68 | 69 | 71 | 276/-4 | 19.00 | $12,542.00 |
| T50 | Dicky Pride | 69 | 68 | 67 | 72 | 276/-4 | 19.00 | $12,542.00 |
| T50 | Tommy Gainey | 66 | 67 | 68 | 75 | 276/-4 | 19.00 | $12,542.00 |
| T55 | David Mathis | 63 | 71 | 73 | 70 | 277/-3 | 15.00 | $11,856.00 |
| T55 | Derek Lamely | 69 | 68 | 70 | 70 | 277/-3 | 15.00 | $11,856.00 |
| T55 | Jonas Blixt | 72 | 67 | 67 | 71 | 277/-3 | 15.00 | $11,856.00 |
| T58 | Charlie Wi | 72 | 67 | 70 | 69 | 278/-2 | 11.00 | $11,440.00 |
| T58 | Chez Reavie | 67 | 69 | 71 | 71 | 278/-2 | 11.00 | $11,440.00 |
| T58 | Ryuji Imada | 67 | 70 | 70 | 71 | 278/-2 | 11.00 | $11,440.00 |
| T58 | Scott Dunlap | 70 | 69 | 67 | 72 | 278/-2 | 11.00 | $11,440.00 |
| T58 | Blake Adams | 67 | 71 | 67 | 73 | 278/-2 | 11.00 | $11,440.00 |
| 63 | Troy Kelly | 71 | 68 | 69 | 71 | 279/-1 | 8.00 | $11,128.00 |
| 64 | Billy Mayfair | 69 | 70 | 74 | 67 | 280/E | 7.00 | $11,024.00 |
| 65 | Jeff Maggert | 68 | 71 | 74 | 68 | 281/+1 | 6.00 | $10,920.00 |
| T66 | Tom Pernice Jr. | 70 | 68 | 74 | 70 | 282/+2 | 3.50 | $10,660.00 |
| T66 | Arjun Atwal | 66 | 69 | 75 | 72 | 282/+2 | 3.50 | $10,660.00 |
| T66 | Brendan Steele | 72 | 65 | 71 | 74 | 282/+2 | 3.50 | $10,660.00 |
| T66 | Cameron Beckman | 73 | 66 | 69 | 74 | 282/+2 | 3.50 | $10,660.00 |
| T70 | Camilo Villegas | 72 | 67 | 70 | 74 | 283/+3 | 0.98 | $10,296.00 |
| T70 | Ben Kohles | 72 | 67 | 70 | 74 | 283/+3 | | $10,296.00 |
| T70 | Stuart Appleby | 67 | 71 | 69 | 76 | 283/+3 | 0.98 | $10,296.00 |
| T73 | Jason Kokrak | 66 | 69 | 77 | 73 | 285/+5 | 0.93 | $10,036.00 |
| T73 | Chris Stroud | 68 | 70 | 72 | 75 | 285/+5 | 0.93 | $10,036.00 |
| 75 | Paul Casey | 68 | 70 | 77 | 75 | 290/+10 | 0.90 | $9,880.00 |

# 2013 Wyndham Championship

Sedgefield Country Club; Greensboro, NC Purse: $5,300,000 Par: 35-35–70 Yards: 7,117 August 12 - August 18, 2013

LEADERS: First round: Ross Fisher and Chris Stroud shot 64s to lead eight others – including Patrick Reed – by one shot; Second round: Reed's 64 left him alone in first at 129, with John Huh one shot back and Jordan Spieth two behind. Six golfers were at 7-under 133 entering the third round; Third round: Huh and Reed were tied at 10-under 200 through three rounds. Bob Estes, Zach Johnson and Spieth were only one shot back. Playoff: Reed and Spieth had par putts on the first extra hole (No. 18) before Reed got his first career PGA TOUR win with a birdie-3 on No. 10.

CUT: 36-hole cut of 73 professionals at 1-under 139 from a field of 156 professionals.

WEATHER: Thursday: Partly cloudy with an afternoon high of 80 degrees. Winds SE 5-10 mph. Friday: Mostly cloudy with highs reaching only into the lower 70s. Winds E 5-10 mph. Saturday: Cloudy with light to moderate showers throughout the day. High of 66. Winds NE 7-12 mph. Due to expected inclement weather, third-round tee times were moved up to 7:15 - 9:15 a.m. in threesomes off two tees. Due to excessive rain, play was suspended for 2 hours, 59 minutes, from 8:11 – 11:10 a.m. Sunday: Cloudy with light to moderate showers throughout the day. High of 68. Winds NE 7-12 mph. Due to expected inclement weather, final-round tee times were moved up to 7:15 a.m. – 9:15 a.m. in threesomes off two tees. There was a one-hour delay to the start of the final round from 7:15 to 8:15 a.m. due to heavy overnight rain.

**WINNER: Patrick Reed 65-64-71-66—266 (14-under-par) $954,000/500 FedEx Points**

| POS | PLAYER | RND 1 | RND 2 | RND 3 | RND 4 | TOTAL | FEDEX PTS. | EARNINGS |
|---|---|---|---|---|---|---|---|---|
| 1 | Patrick Reed | 65 | 64 | 71 | 66 | 266/-14 | 500.00 | $954,000.00 |
| 2 | Jordan Spieth | 65 | 66 | 70 | 65 | 266/-14 | 300.00 | $572,400.00 |
| T3 | Brian Harman | 67 | 66 | 69 | 66 | 268/-12 | 162.50 | $307,400.00 |
| T3 | John Huh | 68 | 62 | 70 | 68 | 268/-12 | 162.50 | $307,400.00 |
| T5 | Matt Every | 67 | 67 | 68 | 67 | 269/-11 | 100.00 | $193,450.00 |
| T5 | Zach Johnson | 67 | 68 | 66 | 68 | 269/-11 | 100.00 | $193,450.00 |
| T5 | Matt Jones | 65 | 71 | 71 | 62 | 269/-11 | 100.00 | $193,450.00 |
| T8 | Bob Estes | 67 | 66 | 68 | 69 | 270/-10 | 80.00 | $153,700.00 |
| T8 | Andres Gonzalez | 69 | 67 | 70 | 64 | 270/-10 | 80.00 | $153,700.00 |
| T8 | Rory Sabbatini | 67 | 66 | 72 | 65 | 270/-10 | 80.00 | $153,700.00 |
| T11 | Robert Garrigus | 65 | 69 | 68 | 69 | 271/-9 | 63.00 | $116,600.00 |
| T11 | Jim Herman | 67 | 66 | 72 | 66 | 271/-9 | 63.00 | $116,600.00 |
| T11 | Webb Simpson | 71 | 67 | 70 | 63 | 271/-9 | 63.00 | $116,600.00 |
| T11 | Brendan Steele | 71 | 67 | 66 | 67 | 271/-9 | 63.00 | $116,600.00 |
| 15 | Hideki Matsuyama | 70 | 65 | 71 | 66 | 272/-8 | | $95,400.00 |
| T16 | Martin Flores | 67 | 72 | 71 | 63 | 273/-7 | 53.50 | $82,150.00 |
| T16 | Bryce Molder | 66 | 69 | 71 | 67 | 273/-7 | 53.50 | $82,150.00 |
| T16 | Henrik Norlander | 67 | 68 | 72 | 66 | 273/-7 | 53.50 | $82,150.00 |
| T16 | David Toms | 72 | 66 | 73 | 62 | 273/-7 | 53.50 | $82,150.00 |
| T20 | Ricky Barnes | 69 | 69 | 69 | 67 | 274/-6 | 48.50 | $57,416.67 |
| T20 | Ernie Els | 71 | 68 | 70 | 65 | 274/-6 | 48.50 | $57,416.67 |
| T20 | Bill Haas | 69 | 66 | 71 | 68 | 274/-6 | 48.50 | $57,416.67 |
| T20 | Martin Kaymer | 70 | 68 | 73 | 63 | 274/-6 | 48.50 | $57,416.67 |
| T20 | Charlie Beljan | 69 | 67 | 69 | 69 | 274/-6 | 48.50 | $57,416.67 |
| T20 | Jin Park | 67 | 69 | 70 | 68 | 274/-6 | 48.50 | $57,416.66 |
| T26 | Tim Clark | 69 | 70 | 72 | 64 | 275/-5 | 44.00 | $40,810.00 |
| T26 | Ryo Ishikawa | 70 | 69 | 69 | 67 | 275/-5 | 44.00 | $40,810.00 |
| T26 | Brendon Todd | 68 | 68 | 75 | 64 | 275/-5 | 44.00 | $40,810.00 |
| T29 | Steven Bowditch | 71 | 66 | 72 | 67 | 276/-4 | 38.50 | $32,263.75 |
| T29 | Will Claxton | 68 | 67 | 72 | 69 | 276/-4 | 38.50 | $32,263.75 |
| T29 | Sergio Garcia | 65 | 70 | 70 | 71 | 276/-4 | 38.50 | $32,263.75 |
| T29 | Paul Haley II | 69 | 68 | 72 | 67 | 276/-4 | 38.50 | $32,263.75 |
| T29 | Jeff Overton | 68 | 71 | 72 | 65 | 276/-4 | 38.50 | $32,263.75 |
| T29 | Alistair Presnell | 67 | 71 | 67 | 71 | 276/-4 | 38.50 | $32,263.75 |
| T29 | John Senden | 66 | 70 | 72 | 68 | 276/-4 | 38.50 | $32,263.75 |
| T29 | Camilo Villegas | 69 | 68 | 72 | 67 | 276/-4 | 38.50 | $32,263.75 |
| T37 | K.J. Choi | 69 | 68 | 72 | 68 | 277/-3 | 30.50 | $22,260.00 |
| T37 | Trevor Immelman | 65 | 71 | 70 | 71 | 277/-3 | 30.50 | $22,260.00 |
| T37 | Colt Knost | 69 | 67 | 72 | 69 | 277/-3 | 30.50 | $22,260.00 |
| T37 | Geoff Ogilvy | 67 | 70 | 71 | 69 | 277/-3 | 30.50 | $22,260.00 |
| T37 | Robert Streb | 68 | 70 | 70 | 69 | 277/-3 | 30.50 | $22,260.00 |
| T37 | Chris Stroud | 64 | 72 | 73 | 68 | 277/-3 | 30.50 | $22,260.00 |
| T37 | Andrew Svoboda | 65 | 69 | 74 | 69 | 277/-3 | 30.50 | $22,260.00 |
| T37 | Boo Weekley | 69 | 67 | 73 | 68 | 277/-3 | 30.50 | $22,260.00 |
| T45 | J.J. Henry | 68 | 70 | 71 | 69 | 278/-2 | 23.00 | $14,855.15 |
| T45 | Jerry Kelly | 68 | 71 | 68 | 71 | 278/-2 | 23.00 | $14,855.15 |
| T45 | Stuart Appleby | 66 | 70 | 76 | 66 | 278/-2 | 23.00 | $14,855.14 |
| T45 | Doug LaBelle II | 67 | 72 | 71 | 68 | 278/-2 | 23.00 | $14,855.14 |
| T45 | Justin Leonard | 69 | 70 | 71 | 68 | 278/-2 | 23.00 | $14,855.14 |
| T45 | Nick O'Hern | 68 | 71 | 67 | 72 | 278/-2 | 23.00 | $14,855.14 |
| T45 | Shawn Stefani | 67 | 70 | 70 | 71 | 278/-2 | 23.00 | $14,855.14 |
| T52 | Sang-Moon Bae | 68 | 70 | 72 | 69 | 279/-1 | 15.50 | $12,176.75 |
| T52 | Greg Chalmers | 69 | 69 | 71 | 70 | 279/-1 | 15.50 | $12,176.75 |
| T52 | Brendon de Jonge | 70 | 68 | 70 | 71 | 279/-1 | 15.50 | $12,176.75 |
| T52 | Chris DiMarco | 70 | 68 | 70 | 71 | 279/-1 | 15.50 | $12,176.75 |
| T52 | Ross Fisher | 64 | 69 | 74 | 72 | 279/-1 | 15.50 | $12,176.75 |
| T52 | Tommy Gainey | 68 | 69 | 73 | 69 | 279/-1 | 15.50 | $12,176.75 |
| T52 | Scott Gardiner | 67 | 72 | 67 | 73 | 279/-1 | 15.50 | $12,176.75 |
| T52 | Jeff Maggert | 69 | 68 | 70 | 72 | 279/-1 | 15.50 | $12,176.75 |
| T60 | Tom Gillis | 69 | 68 | 73 | 70 | 280/E | 9.00 | $11,448.00 |
| T60 | George McNeill | 69 | 68 | 75 | 68 | 280/E | 9.00 | $11,448.00 |
| T60 | Greg Owen | 68 | 69 | 75 | 68 | 280/E | 9.00 | $11,448.00 |
| T60 | Cameron Percy | 68 | 68 | 74 | 70 | 280/E | 9.00 | $11,448.00 |
| T60 | Charlie Wi | 68 | 65 | 75 | 72 | 280/E | 9.00 | $11,448.00 |
| T65 | Morgan Hoffmann | 65 | 69 | 75 | 72 | 281/+1 | 4.00 | $10,918.00 |
| T65 | Chris Kirk | 66 | 71 | 72 | 72 | 281/+1 | 4.00 | $10,918.00 |
| T65 | Steve LeBrun | 68 | 70 | 72 | 71 | 281/+1 | 4.00 | $10,918.00 |
| T65 | David Mathis | 71 | 68 | 73 | 69 | 281/+1 | 4.00 | $10,918.00 |
| T65 | William McGirt | 70 | 68 | 73 | 70 | 281/+1 | 4.00 | $10,918.00 |
| 70 | Robert Karlsson | 70 | 66 | 75 | 71 | 282/+2 | 1.00 | $10,600.00 |
| 71 | Arjun Atwal | 69 | 70 | 78 | 66 | 283/+3 | 0.98 | $10,494.00 |
| 72 | Nicholas Thompson | 70 | 69 | 75 | 70 | 284/+4 | 0.96 | $10,388.00 |
| 73 | Kevin Chappell | 69 | 69 | 75 | 72 | 285/+5 | 0.94 | $10,282.00 |

# 2014 Wyndham Championship

Sedgefield Country Club; Greensboro, NC  Purse: $5,300,000  Par: 35-35–70  Yards: 7,127  August 14 - August 17, 2014

LEADERS: First round: Camilo Villegas shot a 7-under 63 to lead William McGirt and Webb Simpson by one shot. Five others were two off the lead at 5-under: Paul Casey, Scott Langley, Martin Laird, Andrew Loupe and Heath Slocum; Second round: Langley and Slocum recorded another pair of 5-under rounds and led the field at 10-under 130. Laird, Brian Stuard, Andrew Svoboda and Nick Watney trailed by one, while Villegas was two off the lead; Third round: Watney was alone at 14-under with Brad Fritsch in second place at 13-under and Freddie Jacobson and Slocum two behind at 12-under. Langley, Simpson and Brandt Snedeker were at 11-under, with Villegas four off the pace.

CUT: 36-hole cut of 78 professionals at 2-under 138 from a field of 156 professionals.

WEATHER: Thursday: Sunny with temperatures reaching 82 degrees. Winds NW 7-12 mph. Friday: Partly cloudy with temperatures reaching 85 degrees. Winds WSW 5-10 mph. Saturday: Mostly sunny, with a high of 86 degrees. Winds W 4-8 mph. Sunday: A mix of sun and clouds, with a high of 88 degrees. Winds W 4-8 mph.

**WINNER: Camilo Villegas  63-69-68-63—263  (17-under-par)  $954,000**

| POS | PLAYER | RND 1 | RND 2 | RND 3 | RND 4 | TOTAL | FEDEX PTS. | EARNINGS |
|---|---|---|---|---|---|---|---|---|
| 1 | Camilo Villegas | 63 | 69 | 68 | 63 | 263/-17 | 500.00 | $954,000.00 |
| T2 | Bill Haas | 68 | 66 | 66 | 64 | 264/-16 | 245.00 | $466,400.00 |
| T2 | Freddie Jacobson | 68 | 64 | 66 | 66 | 264/-16 | 245.00 | $466,400.00 |
| 4 | Heath Slocum | 65 | 65 | 68 | 67 | 265/-15 | 135.00 | $254,400.00 |
| T5 | Webb Simpson | 64 | 69 | 66 | 67 | 266/-14 | 100.00 | $193,450.00 |
| T5 | Brandt Snedeker | 68 | 65 | 66 | 67 | 266/-14 | 100.00 | $193,450.00 |
| T5 | Nick Watney | 67 | 64 | 65 | 70 | 266/-14 | 100.00 | $193,450.00 |
| T8 | Brad Fritsch | 69 | 63 | 65 | 70 | 267/-13 | 77.50 | $148,400.00 |
| T8 | Kevin Kisner | 69 | 64 | 67 | 67 | 267/-13 | 77.50 | $148,400.00 |
| T8 | William McGirt | 64 | 68 | 71 | 64 | 267/-13 | 77.50 | $148,400.00 |
| T8 | Jhonattan Vegas | 67 | 65 | 69 | 66 | 267/-13 | 77.50 | $148,400.00 |
| T12 | Scott Langley | 65 | 65 | 69 | 69 | 268/-12 | 62.50 | $116,600.00 |
| T12 | Scott Piercy | 70 | 64 | 69 | 65 | 268/-12 | 62.50 | $116,600.00 |
| T14 | Sang-Moon Bae | 69 | 68 | 66 | 66 | 269/-11 | 55.50 | $92,750.00 |
| T14 | Martin Laird | 65 | 66 | 69 | 69 | 269/-11 | 55.50 | $92,750.00 |
| T14 | Andres Romero | 70 | 66 | 64 | 69 | 269/-11 | 55.50 | $92,750.00 |
| T14 | Bo Van Pelt | 67 | 65 | 68 | 69 | 269/-11 | 55.50 | $92,750.00 |
| T18 | Paul Casey | 65 | 69 | 68 | 68 | 270/-10 | 50.50 | $66,780.00 |
| T18 | Roberto Castro | 71 | 66 | 65 | 68 | 270/-10 | 50.50 | $66,780.00 |
| T18 | Carl Pettersson | 67 | 65 | 71 | 67 | 270/-10 | 50.50 | $66,780.00 |
| T18 | D.A. Points | 67 | 65 | 70 | 68 | 270/-10 | 50.50 | $66,780.00 |
| T18 | Robert Streb | 69 | 66 | 67 | 68 | 270/-10 | 50.50 | $66,780.00 |
| T18 | David Toms | 67 | 69 | 67 | 67 | 270/-10 | 50.50 | $66,780.00 |
| T24 | Ricky Barnes | 66 | 69 | 66 | 70 | 271/-9 | 43.50 | $41,008.75 |
| T24 | Tim Clark | 67 | 67 | 69 | 68 | 271/-9 | 43.50 | $41,008.75 |
| T24 | Luke Guthrie | 69 | 69 | 68 | 65 | 271/-9 | 43.50 | $41,008.75 |
| T24 | Andrew Loupe | 65 | 68 | 70 | 68 | 271/-9 | 43.50 | $41,008.75 |
| T24 | Francesco Molinari | 69 | 67 | 68 | 67 | 271/-9 | | $41,008.75 |
| T24 | Patrick Reed | 71 | 67 | 67 | 66 | 271/-9 | 43.50 | $41,008.75 |
| T24 | Andrew Svoboda | 67 | 64 | 70 | 70 | 271/-9 | 43.50 | $41,008.75 |
| T24 | Will Wilcox | 67 | 67 | 67 | 70 | 271/-9 | 43.50 | $41,008.75 |
| T32 | Brice Garnett | 71 | 67 | 68 | 66 | 272/-8 | 36.50 | $29,326.67 |
| T32 | J.J. Henry | 66 | 70 | 68 | 68 | 272/-8 | 36.50 | $29,326.67 |
| T32 | John Merrick | 70 | 67 | 68 | 67 | 272/-8 | 36.50 | $29,326.67 |
| T32 | Jeff Overton | 70 | 67 | 67 | 68 | 272/-8 | 36.50 | $29,326.67 |
| T32 | Justin Bolli | 67 | 68 | 67 | 70 | 272/-8 | 36.50 | $29,326.66 |
| T32 | Brian Stuard | 66 | 65 | 71 | 70 | 272/-8 | 36.50 | $29,326.66 |
| T38 | Stuart Appleby | 68 | 69 | 66 | 70 | 273/-7 | 30.00 | $21,730.00 |
| T38 | Brian Davis | 69 | 65 | 70 | 69 | 273/-7 | 30.00 | $21,730.00 |
| T38 | Derek Ernst | 68 | 69 | 69 | 67 | 273/-7 | 30.00 | $21,730.00 |
| T38 | Brooks Koepka | 68 | 68 | 73 | 64 | 273/-7 | | $21,730.00 |
| T38 | Doug LaBelle II | 72 | 65 | 66 | 70 | 273/-7 | 30.00 | $21,730.00 |
| T38 | Josh Teater | 67 | 69 | 66 | 71 | 273/-7 | 30.00 | $21,730.00 |
| T38 | Johnson Wagner | 66 | 67 | 70 | 70 | 273/-7 | 30.00 | $21,730.00 |
| T45 | Steve Marino | 66 | 69 | 69 | 70 | 274/-6 | 25.50 | $16,960.00 |
| T45 | Y.E. Yang | 69 | 68 | 68 | 69 | 274/-6 | 25.50 | $16,960.00 |
| T47 | Jason Allred | 69 | 66 | 67 | 73 | 275/-5 | | $14,257.00 |
| T47 | Ben Curtis | 68 | 67 | 73 | 67 | 275/-5 | 22.50 | $14,257.00 |
| T47 | Robert Garrigus | 68 | 68 | 72 | 67 | 275/-5 | 22.50 | $14,257.00 |
| T47 | Billy Horschel | 70 | 65 | 72 | 68 | 275/-5 | 22.50 | $14,257.00 |
| T51 | Troy Merritt | 70 | 68 | 67 | 71 | 276/-4 | 17.50 | $12,472.67 |
| T51 | Shawn Stefani | 67 | 67 | 71 | 71 | 276/-4 | 17.50 | $12,472.67 |
| T51 | Charlie Wi | 70 | 66 | 71 | 69 | 276/-4 | 17.50 | $12,472.67 |
| T51 | Mark Wilson | 71 | 67 | 72 | 66 | 276/-4 | 17.50 | $12,472.67 |
| T51 | Kevin Foley | 69 | 68 | 67 | 72 | 276/-4 | 17.50 | $12,472.66 |
| T51 | Retief Goosen | 69 | 69 | 67 | 71 | 276/-4 | 17.50 | $12,472.66 |
| T57 | Steven Bowditch | 66 | 70 | 70 | 71 | 277/-3 | 11.00 | $11,660.00 |
| T57 | Joe Durant | 69 | 67 | 71 | 70 | 277/-3 | 11.00 | $11,660.00 |
| T57 | James Hahn | 69 | 69 | 69 | 70 | 277/-3 | 11.00 | $11,660.00 |
| T57 | Justin Hicks | 69 | 69 | 69 | 70 | 277/-3 | 11.00 | $11,660.00 |
| T57 | John Huh | 70 | 68 | 70 | 69 | 277/-3 | 11.00 | $11,660.00 |
| T57 | Michael Putnam | 68 | 67 | 74 | 68 | 277/-3 | 11.00 | $11,660.00 |
| T57 | Wes Roach | 70 | 68 | 74 | 65 | 277/-3 | 11.00 | $11,660.00 |
| T64 | Ernie Els | 68 | 69 | 73 | 68 | 278/-2 | 6.00 | $11,130.00 |
| T64 | Peter Malnati | 70 | 67 | 74 | 67 | 278/-2 | 6.00 | $11,130.00 |
| T64 | Michael Thompson | 70 | 66 | 73 | 69 | 278/-2 | 6.00 | $11,130.00 |
| T67 | Tommy Gainey | 66 | 72 | 67 | 74 | 279/-1 | 3.00 | $10,812.00 |
| T67 | Richard Sterne | 69 | 68 | 71 | 71 | 279/-1 | | $10,812.00 |
| T67 | Hudson Swafford | 71 | 67 | 73 | 68 | 279/-1 | 3.00 | $10,812.00 |
| T70 | Tim Herron | 70 | 68 | 69 | 73 | 280/E | 0.97 | $10,441.00 |
| T70 | Ryo Ishikawa | 70 | 62 | 78 | 70 | 280/E | 0.97 | $10,441.00 |
| T70 | Nicholas Thompson | 70 | 68 | 73 | 69 | 280/E | 0.97 | $10,441.00 |
| T70 | Bobby Wyatt | 67 | 70 | 73 | 70 | 280/E | | $10,441.00 |
| T74 | David Lingmerth | 67 | 70 | 73 | 71 | 281/+1 | 0.91 | $10,123.00 |
| T74 | Tyrone Van Aswegen | 72 | 66 | 72 | 71 | 281/+1 | 0.91 | $10,123.00 |
| 76 | Lee Janzen | 70 | 68 | 71 | 73 | 282/+2 | 0.88 | $9,964.00 |
| 77 | Joe Ogilvie | 70 | 68 | 72 | 73 | 283/+3 | 0.86 | $9,858.00 |

# 2015 Wyndham Championship

Sedgefield Country Club; Greensboro, NC  Purse: $5,400,000  Par: 35-35–70  Yards: 7,127  August 20 - August 23, 2015

LEADERS: First Round: Erik Compton, Tom Hoge and William McGirt fired rounds of 8-under 62 to set an impressive pace, but were just one shot ahead of Derek Ernst, Jim Herman and Morgan Hoffmann. Davis Love III was tied for seventh after a 64; Second Round: Hoge was tied for the lead at 11-under 129 with Tiger Woods, while Love and Chad Campbell had come within one shot of the lead; Third Round: Love was tied for 10th place after a day of remarkably low scores for others. Jason Gore owned the lead at 15-under 195, two shots ahead of Jonas Blixt, Scott Brown and Woods, and three shots better than Paul Casey, Jim Herman, Cameron Percy, Webb Simpson and Brandt Snedeker.

CUT: 36-hole cut for 70 players at 3-under 137 from a field of 156 professionals.

WEATHER: Thursday: Mostly overcast, with highs in the mid-80s and winds SW 10-20 mph; Friday: Mostly sunny with a high of 85 and winds NNE 5-10 mph; Saturday: Mostly sunny with highs in the mid-80s and winds NNE 4-8 mph; Sunday: Mostly cloudy with a high of 86 and winds SW 5-10 mph.

**WINNER: Davis Love III  64-66-69-64—263  (17-under-par)  $972,000**

| POS | PLAYER | RND 1 | RND 2 | RND 3 | RND 4 | TOTAL | FEDEX PTS. | EARNINGS |
|---|---|---|---|---|---|---|---|---|
| 1 | Davis Love III | 64 | 66 | 69 | 64 | 263/-17 | 500.00 | $972,000.00 |
| 2 | Jason Gore | 66 | 67 | 62 | 69 | 264/-16 | 300.00 | $583,200.00 |
| T3 | Scott Brown | 66 | 65 | 66 | 68 | 265/-15 | 145.00 | $280,800.00 |
| T3 | Paul Casey | 66 | 66 | 66 | 67 | 265/-15 | 145.00 | $280,800.00 |
| T3 | Charl Schwartzel | 67 | 66 | 66 | 66 | 265/-15 | 145.00 | $280,800.00 |
| T6 | Bill Haas | 65 | 66 | 68 | 67 | 266/-14 | 88.75 | $174,825.00 |
| T6 | Brooks Koepka | 67 | 67 | 67 | 65 | 266/-14 | 88.75 | $174,825.00 |
| T6 | Carl Pettersson | 64 | 67 | 68 | 68 | 266/-14 | 88.75 | $174,825.00 |
| T6 | Webb Simpson | 67 | 67 | 64 | 68 | 266/-14 | 88.75 | $174,825.00 |
| T10 | Jonas Blixt | 65 | 70 | 62 | 70 | 267/-13 | 67.50 | $129,600.00 |
| T10 | Ben Martin | 67 | 67 | 67 | 66 | 267/-13 | 67.50 | $129,600.00 |
| T10 | Ryan Moore | 66 | 69 | 65 | 67 | 267/-13 | 67.50 | $129,600.00 |
| T10 | Tiger Woods | 64 | 65 | 68 | 70 | 267/-13 | 67.50 | $129,600.00 |
| T14 | Martin Kaymer | 64 | 68 | 70 | 66 | 268/-12 | 55.50 | $94,500.00 |
| T14 | Justin Leonard | 68 | 66 | 65 | 69 | 268/-12 | 55.50 | $94,500.00 |
| T14 | William McGirt | 62 | 70 | 68 | 68 | 268/-12 | 55.50 | $94,500.00 |
| T14 | Sam Saunders | 65 | 69 | 69 | 65 | 268/-12 | 55.50 | $94,500.00 |
| T18 | Byeong-Hun An | 67 | 69 | 67 | 66 | 269/-11 | | $63,450.00 |
| T18 | Jonathan Byrd | 67 | 70 | 67 | 65 | 269/-11 | 49.50 | $63,450.00 |
| T18 | Derek Ernst | 63 | 69 | 69 | 68 | 269/-11 | 49.50 | $63,450.00 |
| T18 | Lucas Glover | 66 | 70 | 67 | 66 | 269/-11 | 49.50 | $63,450.00 |
| T18 | Jim Herman | 63 | 69 | 66 | 71 | 269/-11 | 49.50 | $63,450.00 |
| T18 | Jerry Kelly | 67 | 69 | 67 | 66 | 269/-11 | 49.50 | $63,450.00 |
| T18 | Spencer Levin | 66 | 71 | 69 | 63 | 269/-11 | 49.50 | $63,450.00 |
| T18 | Cameron Smith | 67 | 68 | 69 | 65 | 269/-11 | | $63,450.00 |
| T26 | Luke Donald | 68 | 67 | 67 | 68 | 270/-10 | 43.00 | $39,960.00 |
| T26 | Oscar Fraustro | 65 | 68 | 69 | 68 | 270/-10 | 43.00 | $39,960.00 |
| T26 | Morgan Hoffmann | 63 | 71 | 67 | 69 | 270/-10 | 43.00 | $39,960.00 |
| T26 | Camilo Villegas | 66 | 69 | 67 | 68 | 270/-10 | 43.00 | $39,960.00 |
| T26 | Will Wilcox | 70 | 67 | 67 | 66 | 270/-10 | 43.00 | $39,960.00 |
| T31 | Charles Howell III | 67 | 68 | 69 | 67 | 271/-9 | 37.00 | $30,625.72 |
| T31 | Ryo Ishikawa | 71 | 66 | 68 | 66 | 271/-9 | 37.00 | $30,625.72 |
| T31 | Vijay Singh | 66 | 70 | 69 | 66 | 271/-9 | 37.00 | $30,625.72 |
| T31 | Chad Campbell | 65 | 65 | 70 | 71 | 271/-9 | 37.00 | $30,625.71 |
| T31 | Harris English | 68 | 65 | 67 | 71 | 271/-9 | 37.00 | $30,625.71 |
| T31 | George McNeill | 67 | 68 | 67 | 69 | 271/-9 | 37.00 | $30,625.71 |
| T31 | Nick Watney | 66 | 65 | 68 | 72 | 271/-9 | 37.00 | $30,625.71 |
| T38 | George Coetzee | 65 | 69 | 69 | 69 | 272/-8 | | $23,220.00 |
| T38 | Gonzalo Fernandez-Castano | 66 | 69 | 67 | 70 | 272/-8 | 31.00 | $23,220.00 |
| T38 | Tom Hoge | 62 | 67 | 72 | 71 | 272/-8 | 31.00 | $23,220.00 |
| T38 | Cameron Percy | 65 | 66 | 67 | 74 | 272/-8 | 31.00 | $23,220.00 |
| T38 | Patrick Rodgers | 67 | 66 | 67 | 72 | 272/-8 | | $23,220.00 |
| T43 | Tim Clark | 66 | 71 | 67 | 69 | 273/-7 | 26.50 | $18,360.00 |
| T43 | Austin Cook | 70 | 67 | 69 | 67 | 273/-7 | | $18,360.00 |
| T43 | Brandt Snedeker | 70 | 61 | 67 | 75 | 273/-7 | 26.50 | $18,360.00 |
| T43 | Daniel Summerhays | 67 | 70 | 69 | 67 | 273/-7 | 26.50 | $18,360.00 |
| T47 | Branden Grace | 67 | 70 | 68 | 69 | 274/-6 | | $14,526.00 |
| T47 | Kyle Reifers | 68 | 69 | 69 | 68 | 274/-6 | 22.50 | $14,526.00 |
| T47 | Vaughn Taylor | 67 | 70 | 67 | 70 | 274/-6 | 22.50 | $14,526.00 |
| T47 | Michael Thompson | 66 | 68 | 72 | 68 | 274/-6 | 22.50 | $14,526.00 |
| T51 | Greg Chalmers | 67 | 70 | 70 | 68 | 275/-5 | 18.00 | $12,787.20 |
| T51 | Jason Dufner | 67 | 70 | 65 | 73 | 275/-5 | 18.00 | $12,787.20 |
| T51 | Adam Hadwin | 68 | 68 | 66 | 73 | 275/-5 | 18.00 | $12,787.20 |
| T51 | Alex Prugh | 70 | 67 | 72 | 66 | 275/-5 | 18.00 | $12,787.20 |
| T51 | Kyle Stanley | 68 | 69 | 71 | 67 | 275/-5 | 18.00 | $12,787.20 |
| T56 | Martin Flores | 66 | 68 | 68 | 74 | 276/-4 | 14.00 | $12,204.00 |
| T56 | Luke Guthrie | 69 | 67 | 70 | 70 | 276/-4 | 14.00 | $12,204.00 |
| T56 | Justin Thomas | 67 | 68 | 66 | 75 | 276/-4 | 14.00 | $12,204.00 |
| T59 | John Huh | 70 | 65 | 73 | 69 | 277/-3 | 10.50 | $11,826.00 |
| T59 | Martin Laird | 68 | 66 | 74 | 69 | 277/-3 | 10.50 | $11,826.00 |
| T59 | Scott Langley | 71 | 66 | 68 | 72 | 277/-3 | 10.50 | $11,826.00 |
| T59 | Bryce Molder | 66 | 67 | 73 | 71 | 277/-3 | 10.50 | $11,826.00 |
| T63 | K.J. Choi | 68 | 69 | 72 | 69 | 278/-2 | 7.50 | $11,502.00 |
| T63 | Adam Scott | 67 | 69 | 71 | 71 | 278/-2 | 7.50 | $11,502.00 |
| 65 | Bo Van Pelt | 69 | 67 | 73 | 70 | 279/-1 | 6.00 | $11,340.00 |
| T66 | Roberto Castro | 67 | 70 | 71 | 72 | 280/E | 4.50 | $11,178.00 |
| T66 | Troy Kelly | 68 | 68 | 69 | 75 | 280/E | 4.50 | $11,178.00 |
| 68 | Ernie Els | 67 | 70 | 75 | 73 | 285/+5 | 3.00 | $11,016.00 |
| 69 | Byron Smith | 67 | 70 | 78 | 73 | 288/+8 | 2.00 | $10,908.00 |

# 2016 Wyndham Championship

Sedgefield Country Club; Greensboro, NC  Purse: $5,400,000  Par: 35-35–70  Yards: 7,127  August 18 - August 21, 2016

LEADERS: First Round: Rafa Cabrera Bello and Kevin Na set the pace with 7-under rounds of 63 but had plenty of pursuers as 74 players shot opening rounds in the 60s. Si Woo Kim was five back after a 68. Second Round: Kim's tournament-record 60 ran his total to 12-under 128, good for a two-shot edge over Na, Hideki Matsuyama, Jim Furyk and Lucas Glover. Third Round: Kim built his lead to four shots with an 18-under 192 through 54 holes. Cabrera Bello was four back, with Donald, Furyk and Na five off the lead.

CUT: 76 players at 3-under 137 from a field of 156 professionals.

WEATHER: Thursday: Mostly sunny with a high of 90. Wind NNW 6-12 mph. Friday: Mostly cloudy, high of 88. Wind WNW 5-10 mph. Saturday: Mostly cloudy. High of 85. Wind 5-10 mph. Sunday: Mostly cloudy. High of 89. Wind W 10-15 mph with gusts of 20 mph. Due to a dangerous weather situation, final-round play was suspended from 5:32 p.m. until 6:53 p.m. (1 hour and 21 minutes).

**WINNER: Si Woo Kim  68-60-64-67—259  (21-under-par)  1,008,000**

| POS | PLAYER | RND 1 | RND 2 | RND 3 | RND 4 | TOTAL | FEDEX PTS. | EARNINGS |
|---|---|---|---|---|---|---|---|---|
| 1 | Si Woo Kim | 68 | 60 | 64 | 67 | 259/-21 | 500.00 | $1,008,000.00 |
| 2 | Luke Donald | 65 | 68 | 64 | 67 | 264/-16 | 300.00 | $604,800.00 |
| T3 | Hideki Matsuyama | 66 | 64 | 68 | 67 | 265/-15 | 162.50 | $324,800.00 |
| T3 | Brandt Snedeker | 65 | 68 | 65 | 67 | 265/-15 | 162.50 | $324,800.00 |
| T5 | Rafa Cabrera Bello | 63 | 68 | 65 | 70 | 266/-14 | | $189,840.00 |
| T5 | Billy Horschel | 66 | 68 | 64 | 68 | 266/-14 | 93.00 | $189,840.00 |
| T5 | Graeme McDowell | 68 | 66 | 64 | 68 | 266/-14 | 93.00 | $189,840.00 |
| T5 | Brett Stegmaier | 66 | 67 | 69 | 64 | 266/-14 | 93.00 | $189,840.00 |
| T5 | Johnson Wagner | 66 | 68 | 65 | 67 | 266/-14 | 93.00 | $189,840.00 |
| T10 | Bud Cauley | 67 | 69 | 64 | 67 | 267/-13 | 67.50 | $134,400.00 |
| T10 | Jim Furyk | 66 | 64 | 67 | 70 | 267/-13 | 67.50 | $134,400.00 |
| T10 | Kevin Kisner | 70 | 67 | 67 | 63 | 267/-13 | 67.50 | $134,400.00 |
| T10 | Kevin Na | 63 | 67 | 67 | 70 | 267/-13 | 67.50 | $134,400.00 |
| T14 | Blayne Barber | 67 | 70 | 65 | 66 | 268/-12 | 54.50 | $92,400.00 |
| T14 | Stewart Cink | 70 | 66 | 68 | 64 | 268/-12 | 54.50 | $92,400.00 |
| T14 | Scott Langley | 67 | 70 | 62 | 69 | 268/-12 | 54.50 | $92,400.00 |
| T14 | D.A. Points | 70 | 66 | 63 | 69 | 268/-12 | 54.50 | $92,400.00 |
| T14 | Kyle Stanley | 69 | 65 | 66 | 68 | 268/-12 | 54.50 | $92,400.00 |
| T14 | Shawn Stefani | 66 | 70 | 66 | 66 | 268/-12 | 54.50 | $92,400.00 |
| T20 | Roberto Castro | 72 | 64 | 68 | 65 | 269/-11 | 50.50 | $70,000.00 |
| T20 | Brice Garnett | 69 | 68 | 67 | 65 | 269/-11 | 50.50 | $70,000.00 |
| T22 | Thomas Aiken | 68 | 66 | 69 | 67 | 270/-10 | 44.00 | $45,665.46 |
| T22 | Jason Dufner | 70 | 67 | 66 | 67 | 270/-10 | 44.00 | $45,665.46 |
| T22 | Robert Garrigus | 67 | 67 | 69 | 67 | 270/-10 | 44.00 | $45,665.46 |
| T22 | Lucas Glover | 69 | 61 | 73 | 67 | 270/-10 | 44.00 | $45,665.46 |
| T22 | Geoff Ogilvy | 71 | 65 | 68 | 66 | 270/-10 | 44.00 | $45,665.46 |
| T22 | Rickie Fowler | 67 | 67 | 68 | 68 | 270/-10 | 44.00 | $45,665.45 |
| T22 | Bill Haas | 66 | 68 | 65 | 71 | 270/-10 | 44.00 | $45,665.45 |
| T22 | Jerry Kelly | 67 | 68 | 65 | 70 | 270/-10 | 44.00 | $45,665.45 |
| T22 | Sean O'Hair | 69 | 68 | 64 | 69 | 270/-10 | 44.00 | $45,665.45 |
| T22 | Patrick Reed | 66 | 71 | 64 | 69 | 270/-10 | 44.00 | $45,665.45 |
| T22 | Tim Wilkinson | 69 | 67 | 64 | 70 | 270/-10 | 44.00 | $45,665.45 |
| T33 | Freddie Jacobson | 69 | 66 | 72 | 64 | 271/-9 | 34.00 | $27,751.12 |
| T33 | Jonas Blixt | 69 | 67 | 67 | 68 | 271/-9 | 34.00 | $27,751.11 |
| T33 | Scott Brown | 68 | 68 | 70 | 65 | 271/-9 | 34.00 | $27,751.11 |
| T33 | Greg Chalmers | 66 | 69 | 69 | 67 | 271/-9 | 34.00 | $27,751.11 |
| T33 | Adam Hadwin | 69 | 67 | 66 | 69 | 271/-9 | 34.00 | $27,751.11 |
| T33 | Cameron Percy | 71 | 64 | 66 | 70 | 271/-9 | 34.00 | $27,751.11 |
| T33 | Dicky Pride | 66 | 70 | 65 | 70 | 271/-9 | 34.00 | $27,751.11 |
| T33 | Alex Prugh | 69 | 66 | 66 | 70 | 271/-9 | 34.00 | $27,751.11 |
| T33 | Robert Streb | 67 | 67 | 68 | 69 | 271/-9 | 34.00 | $27,751.11 |
| T42 | Shane Lowry | 70 | 65 | 70 | 67 | 272/-8 | 27.50 | $20,160.00 |
| T42 | Peter Malnati | 65 | 69 | 67 | 71 | 272/-8 | 27.50 | $20,160.00 |
| T42 | Carlos Ortiz | 69 | 67 | 72 | 64 | 272/-8 | 27.50 | $20,160.00 |
| T42 | Greg Owen | 67 | 69 | 68 | 68 | 272/-8 | 27.50 | $20,160.00 |
| T46 | Keegan Bradley | 70 | 67 | 66 | 70 | 273/-7 | 22.00 | $14,976.00 |
| T46 | Harris English | 71 | 66 | 68 | 68 | 273/-7 | 22.00 | $14,976.00 |
| T46 | Andres Gonzalez | 66 | 68 | 74 | 65 | 273/-7 | 22.00 | $14,976.00 |
| T46 | Russell Henley | 67 | 67 | 68 | 71 | 273/-7 | 22.00 | $14,976.00 |
| T46 | Sung Kang | 67 | 70 | 67 | 69 | 273/-7 | 22.00 | $14,976.00 |
| T46 | Chris Kirk | 68 | 68 | 68 | 69 | 273/-7 | 22.00 | $14,976.00 |
| T46 | Brian Stuard | 67 | 68 | 72 | 66 | 273/-7 | 22.00 | $14,976.00 |
| T53 | Rhein Gibson | 72 | 65 | 67 | 70 | 274/-6 | 16.50 | $12,964.00 |
| T53 | Patton Kizzire | 67 | 68 | 71 | 68 | 274/-6 | 16.50 | $12,964.00 |
| T53 | Ryan Moore | 68 | 68 | 69 | 69 | 274/-6 | 16.50 | $12,964.00 |
| T53 | Dawie van der Walt | 71 | 66 | 70 | 67 | 274/-6 | 16.50 | $12,964.00 |
| T57 | Chad Campbell | 69 | 66 | 72 | 68 | 275/-5 | 11.50 | $12,376.00 |
| T57 | Tom Gillis | 68 | 66 | 70 | 71 | 275/-5 | 11.50 | $12,376.00 |
| T57 | Chesson Hadley | 68 | 69 | 68 | 70 | 275/-5 | 11.50 | $12,376.00 |
| T57 | Kelly Kraft | 67 | 70 | 71 | 67 | 275/-5 | 11.50 | $12,376.00 |
| T57 | Andrew Landry | 66 | 67 | 70 | 72 | 275/-5 | 11.50 | $12,376.00 |
| T57 | Scott Pinckney | 67 | 67 | 67 | 74 | 275/-5 | 11.50 | $12,376.00 |
| T63 | Adam Hart | 70 | 66 | 70 | 70 | 276/-4 | | $11,760.00 |
| T63 | John Huh | 70 | 67 | 69 | 70 | 276/-4 | 6.00 | $11,760.00 |
| T63 | Martin Laird | 67 | 69 | 73 | 67 | 276/-4 | 6.00 | $11,760.00 |
| T63 | Lucas Lee | 68 | 66 | 68 | 74 | 276/-4 | 6.00 | $11,760.00 |
| T63 | Scott Piercy | 70 | 67 | 67 | 72 | 276/-4 | 6.00 | $11,760.00 |
| T68 | Luke Guthrie | 67 | 70 | 72 | 68 | 277/-3 | 2.00 | $11,312.00 |
| T68 | Sam Saunders | 66 | 70 | 67 | 74 | 277/-3 | 2.00 | $11,312.00 |
| 71 | Boo Weekley | 70 | 66 | 70 | 72 | 278/-2 | 0.98 | $11,088.00 |
| T72 | Webb Simpson | 70 | 67 | 71 | 71 | 279/-1 | 0.95 | $10,920.00 |
| T72 | Mark Wilson | 69 | 68 | 70 | 72 | 279/-1 | 0.95 | $10,920.00 |
| 74 | Troy Merritt | 66 | 71 | 75 | 68 | 280/E | 0.92 | $10,752.00 |
| 75 | Michael Kim | 69 | 67 | 74 | 74 | 284/+4 | 0.90 | $10,640.00 |

# 2017 Wyndham Championship

Sedgefield Country Club; Greensboro, NC  Purse: $5,800,000  Par: 35-35–70  Yards: 7,127  August 17 - August 20, 2017

LEADERS: First Round: Matt Every fired a 61 and had a one-shot lead over Henrik Stenson. Seven players carded 7-under 63s to make for a crowded leaderboard; Second Round: Ryan Armour's 61, plus a 64 from Webb Simpson put them at 13-under 127 for the second-round lead, but Stinson was only a shot back. Vaughn Taylor and Ollie Schniederjans were two off the pace at 11-under; Third Round: Stinson's 66 gave him a one-shot lead over Kevin Na (65 on Saturday) and Schniederjans (66). Johnson Wagner put himself in contention with a third straight low round and was two behind Stenson entering Sunday's finale.

CUT: 36-hole cut for 85 players at 3-under 137 from a field of 156 professionals; 54-hole cut was for 74 players at 2-under 208

WEATHER: Thursday: Partly cloudy with an afternoon high of 90 and winds SSW 4-8 mph; Friday: Partly cloudy with a high of 92 and winds SW 6-12 mph; Saturday: Partly cloudy with a high of 89 and winds WNW 4-8 mph; Sunday: Partly cloudy with a high of 91 and winds ESE at 5 mph.

**WINNER: Henrik Stenson  62-66-66-64—258  (22-under-par)  $1,044,000**

| POS | PLAYER | RND 1 | RND 2 | RND 3 | RND 4 | TOTAL | FEDEX PTS. | EARNINGS |
|---|---|---|---|---|---|---|---|---|
| 1 | Henrik Stenson | 62 | 66 | 66 | 64 | 258/-22 | 500.00 | $1,044,000.00 |
| 2 | Ollie Schniederjans | 66 | 63 | 66 | 64 | 259/-21 | 300.00 | $626,400.00 |
| 3 | Webb Simpson | 63 | 64 | 68 | 67 | 262/-18 | 190.00 | $394,400.00 |
| T4 | Ryan Armour | 66 | 61 | 72 | 64 | 263/-17 | 115.00 | $239,733.34 |
| T4 | Kevin Na | 67 | 63 | 65 | 68 | 263/-17 | 115.00 | $239,733.33 |
| T4 | Rory Sabbatini | 65 | 68 | 66 | 64 | 263/-17 | 115.00 | $239,733.33 |
| T7 | Martin Flores | 64 | 70 | 68 | 63 | 265/-15 | 85.00 | $180,766.67 |
| T7 | Cameron Smith | 63 | 69 | 70 | 63 | 265/-15 | 85.00 | $180,766.67 |
| T7 | Shane Lowry | 67 | 64 | 67 | 67 | 265/-15 | 85.00 | $180,766.66 |
| T10 | Davis Love III | 64 | 66 | 67 | 69 | 266/-14 | 70.00 | $145,000.00 |
| T10 | Harold Varner III | 63 | 68 | 66 | 69 | 266/-14 | 70.00 | $145,000.00 |
| T10 | Richy Werenski | 67 | 66 | 64 | 69 | 266/-14 | 70.00 | $145,000.00 |
| 13 | Matt Every | 61 | 72 | 68 | 66 | 267/-13 | 60.00 | $121,800.00 |
| T14 | Jason Dufner | 67 | 66 | 67 | 68 | 268/-12 | 56.00 | $107,300.00 |
| T14 | Tim Wilkinson | 63 | 70 | 68 | 67 | 268/-12 | 56.00 | $107,300.00 |
| T16 | Ricky Barnes | 69 | 67 | 68 | 65 | 269/-11 | 46.00 | $78,735.00 |
| T16 | J.J. Henry | 66 | 70 | 66 | 67 | 269/-11 | 46.00 | $78,735.00 |
| T16 | Søren Kjeldsen | 69 | 63 | 66 | 71 | 269/-11 | 46.00 | $78,735.00 |
| T16 | Jason Kokrak | 68 | 69 | 63 | 69 | 269/-11 | 46.00 | $78,735.00 |
| T16 | Hunter Mahan | 65 | 65 | 69 | 70 | 269/-11 | 46.00 | $78,735.00 |
| T16 | Geoff Ogilvy | 70 | 66 | 66 | 67 | 269/-11 | 46.00 | $78,735.00 |
| T16 | J.J. Spaun | 71 | 66 | 69 | 63 | 269/-11 | 46.00 | $78,735.00 |
| T16 | Camilo Villegas | 68 | 68 | 65 | 68 | 269/-11 | 46.00 | $78,735.00 |
| T24 | Matt Hubbard | 67 | 67 | 68 | 68 | 270/-10 | 34.75 | $49,445.00 |
| T24 | Patton Kizzire | 67 | 70 | 64 | 69 | 270/-10 | 34.75 | $49,445.00 |
| T24 | Ryan Moore | 67 | 65 | 68 | 70 | 270/-10 | 34.75 | $49,445.00 |
| T24 | Johnson Wagner | 67 | 64 | 65 | 74 | 270/-10 | 34.75 | $49,445.00 |
| T28 | Roberto Castro | 69 | 68 | 68 | 66 | 271/-9 | 25.16 | $36,153.34 |
| T28 | K.J. Choi | 68 | 67 | 70 | 66 | 271/-9 | 25.16 | $36,153.34 |
| T28 | Rick Lamb | 64 | 68 | 72 | 67 | 271/-9 | 25.16 | $36,153.34 |
| T28 | Julián Etulain | 68 | 66 | 69 | 68 | 271/-9 | 25.16 | $36,153.33 |
| T28 | Lucas Glover | 65 | 69 | 68 | 69 | 271/-9 | 25.16 | $36,153.33 |
| T28 | Russell Knox | 66 | 66 | 71 | 68 | 271/-9 | 25.16 | $36,153.33 |
| T28 | Anirban Lahiri | 65 | 66 | 68 | 72 | 271/-9 | 25.16 | $36,153.33 |
| T28 | Troy Merritt | 67 | 70 | 65 | 69 | 271/-9 | 25.16 | $36,153.33 |
| T28 | Tyrone Van Aswegen | 71 | 66 | 65 | 69 | 271/-9 | 25.16 | $36,153.33 |
| T37 | Jonathan Byrd | 68 | 68 | 70 | 66 | 272/-8 | 17.00 | $26,100.00 |
| T37 | Ben Crane | 69 | 64 | 72 | 67 | 272/-8 | 17.00 | $26,100.00 |
| T37 | Morgan Hoffmann | 66 | 70 | 68 | 68 | 272/-8 | 17.00 | $26,100.00 |
| T37 | Chez Reavie | 66 | 70 | 65 | 71 | 272/-8 | 17.00 | $26,100.00 |
| T37 | Sam Saunders | 63 | 68 | 72 | 69 | 272/-8 | 17.00 | $26,100.00 |
| T42 | Keegan Bradley | 68 | 68 | 67 | 70 | 273/-7 | 11.12 | $18,661.50 |
| T42 | Chad Campbell | 67 | 67 | 68 | 71 | 273/-7 | 11.12 | $18,661.50 |
| T42 | Bud Cauley | 67 | 68 | 68 | 70 | 273/-7 | 11.12 | $18,661.50 |
| T42 | Joel Dahmen | 67 | 68 | 72 | 66 | 273/-7 | 11.12 | $18,661.50 |
| T42 | Andres Gonzalez | 70 | 66 | 70 | 67 | 273/-7 | 11.12 | $18,661.50 |
| T42 | Retief Goosen | 72 | 65 | 65 | 71 | 273/-7 | 11.12 | $18,661.50 |
| T42 | Ryo Ishikawa | 66 | 71 | 66 | 70 | 273/-7 | 11.12 | $18,661.50 |
| T42 | Kevin Kisner | 69 | 67 | 68 | 69 | 273/-7 | 11.12 | $18,661.50 |
| T50 | Steven Alker | 68 | 65 | 71 | 70 | 274/-6 | 6.55 | $13,548.80 |
| T50 | Ryan Brehm | 68 | 69 | 70 | 67 | 274/-6 | 6.55 | $13,548.80 |
| T50 | Harris English | 68 | 67 | 72 | 67 | 274/-6 | 6.55 | $13,548.80 |
| T50 | Brad Fritsch | 67 | 66 | 70 | 71 | 274/-6 | 6.55 | $13,548.80 |
| T50 | Brian Gay | 71 | 65 | 67 | 71 | 274/-6 | 6.55 | $13,548.80 |
| T50 | Peter Malnati | 71 | 65 | 69 | 69 | 274/-6 | 6.55 | $13,548.80 |
| T50 | J.T. Poston | 67 | 69 | 67 | 71 | 274/-6 | 6.55 | $13,548.80 |
| T50 | Dicky Pride | 66 | 70 | 69 | 69 | 274/-6 | 6.55 | $13,548.80 |
| T50 | Nick Taylor | 68 | 68 | 68 | 70 | 274/-6 | 6.55 | $13,548.80 |
| T50 | Vaughn Taylor | 63 | 66 | 74 | 71 | 274/-6 | 6.55 | $13,548.80 |
| T60 | Billy Horschel | 67 | 70 | 69 | 69 | 275/-5 | 4.80 | $12,644.00 |
| T60 | John Huh | 68 | 67 | 70 | 70 | 275/-5 | 4.80 | $12,644.00 |
| T60 | Spencer Levin | 68 | 68 | 72 | 67 | 275/-5 | 4.80 | $12,644.00 |
| 63 | C.T. Pan | 67 | 70 | 69 | 70 | 276/-4 | 4.40 | $12,412.00 |
| T64 | Blayne Barber | 69 | 67 | 71 | 70 | 277/-3 | 3.80 | $12,064.00 |
| T64 | Steven Bowditch | 68 | 66 | 73 | 70 | 277/-3 | 3.80 | $12,064.00 |
| T64 | David Hearn | 67 | 68 | 73 | 69 | 277/-3 | 3.80 | $12,064.00 |
| T64 | Michael Kim | 66 | 71 | 69 | 71 | 277/-3 | 3.80 | $12,064.00 |
| T64 | Mark Wilson | 65 | 69 | 70 | 73 | 277/-3 | 3.80 | $12,064.00 |
| T69 | Miguel Angel Carballo | 68 | 69 | 70 | 71 | 278/-2 | 3.03 | $11,600.00 |
| T69 | D.A. Points | 69 | 66 | 73 | 70 | 278/-2 | 3.03 | $11,600.00 |
| T69 | Tag Ridings | 66 | 70 | 71 | 71 | 278/-2 | 3.03 | $11,600.00 |
| T72 | Robert Streb | 66 | 70 | 72 | 72 | 280/E | 2.75 | $11,310.00 |
| T72 | Kevin Streelman | 68 | 69 | 70 | 73 | 280/E | 2.75 | $11,310.00 |
| 74 | Bobby Wyatt | 66 | 68 | 73 | 74 | 281/+1 | 2.60 | $11,136.00 |
| T75 | Stuart Appleby | 68 | 68 | 73 | | 209 | 2.30 | $10,788.00 |
| T75 | Aaron Baddeley | 69 | 68 | 72 | | 209 | 2.30 | $10,788.00 |
| T75 | Gonzalo Fdez-Castaño | 69 | 68 | 72 | | 209 | 2.30 | $10,788.00 |
| T75 | Bill Haas | 73 | 64 | 72 | | 209 | 2.30 | $10,788.00 |
| T75 | Dru Love | 67 | 67 | 75 | | 209 | | $10,788.00 |
| T80 | Zac Blair | 69 | 68 | 73 | | 210 | 1.90 | $10,324.00 |
| T80 | Ken Duke | 68 | 69 | 73 | | 210 | 1.90 | $10,324.00 |
| T80 | Padraig Harrington | 66 | 68 | 76 | | 210 | 1.90 | $10,324.00 |
| T83 | Seamus Power | 67 | 70 | 74 | | 211 | 1.65 | $10,034.00 |
| T83 | Jonathan Randolph | 66 | 70 | 75 | | 211 | 1.65 | $10,034.00 |
| 85 | Brett Stegmaier | 70 | 66 | 76 | | 212 | 1.50 | $9,860.00 |

# 2018 Wyndham Championship

Sedgefield Country Club; Greensboro, NC  Purse: $6,000,000  Par: 35-35–70  Yards: 7,127  August 16 - August 19, 2018

LEADERS: First Round: Brandt Snedeker stole the opening-round headlines with his round of 59, yet only had a four-shot lead after Ryan Moore and John Oda each shot 63s. Seven players stood at 6-under: Abraham Ancer, Jonathan Byrd, Martin Flores, David Hearn, D.A. Points, Ollie Schniederjans and Brett Stegmaier. Second Round: A more modest 3-under in the second round left Snedeker at 14-under, good for a two-shot lead over Points and a three-shot margin on C.T. Pan. Third Round: Snedeker finished at 16-under and led Brian Gay and Hearn by a single shot, with Pan and Points lurking at 14-under.

CUT: 73 players at 3-under 137 from a field of 156 professionals.

WEATHER: Thursday: Partly cloudy, with a high of 91. Wind SW 5-10 mph. Friday: Partly cloudy, with a high of 90. Wind SW 6-12 mph. Saturday: Mostly cloudy, with a high of 82. Due to a dangerous weather situation, round three was suspended at 3:27 p.m. and eventually called for the day at 6:45 p.m. Sunday: A total of 30 players were back in position at 8 a.m. Round three concluded at 10:24 a.m. Mostly cloudy, with a high of 88. Wind WSW 5-10 mph..

**WINNER: Brandt Snedeker  59-67-68-65—259  (21-under-par)  $1,088,000**

| POS | PLAYER | RND 1 | RND 2 | RND 3 | RND 4 | TOTAL | FEDEX PTS. | EARNINGS |
|---|---|---|---|---|---|---|---|---|
| 1 | Brandt Snedeker | 59 | 67 | 68 | 65 | 259/-21 | 500 | $1,080,000.00 |
| T2 | C.T. Pan | 65 | 64 | 67 | 66 | 262/-18 | 245 | $528,000.00 |
| T2 | Webb Simpson | 66 | 68 | 66 | 62 | 262/-18 | 245 | $528,000.00 |
| T4 | Jim Furyk | 65 | 68 | 67 | 63 | 263/-17 | 122.5 | $264,000.00 |
| T4 | D.A. Points | 64 | 64 | 68 | 67 | 263/-17 | 122.5 | $264,000.00 |
| T6 | Brian Gay | 70 | 63 | 62 | 69 | 264/-16 | 95 | $208,500.00 |
| T6 | Ryan Moore | 63 | 70 | 64 | 67 | 264/-16 | 95 | $208,500.00 |
| T8 | Ryan Armour | 65 | 68 | 67 | 65 | 265/-15 | 80 | $174,000.00 |
| T8 | David Hearn | 64 | 67 | 64 | 70 | 265/-15 | 80 | $174,000.00 |
| T8 | Nick Taylor | 65 | 67 | 70 | 63 | 265/-15 | 80 | $174,000.00 |
| T11 | Rafa Cabrera Bello | 68 | 69 | 65 | 64 | 266/-14 | 56.33 | $112,000.00 |
| T11 | Harris English | 66 | 65 | 67 | 68 | 266/-14 | 56.33 | $112,000.00 |
| T11 | Billy Horschel | 66 | 68 | 67 | 65 | 266/-14 | 56.33 | $112,000.00 |
| T11 | Chris Kirk | 69 | 65 | 68 | 64 | 266/-14 | 56.33 | $112,000.00 |
| T11 | Hideki Matsuyama | 69 | 68 | 64 | 65 | 266/-14 | 56.33 | $112,000.00 |
| T11 | John Oda | 63 | 70 | 67 | 66 | 266/-14 | | $112,000.00 |
| T11 | Brett Stegmaier | 64 | 67 | 67 | 68 | 266/-14 | 56.33 | $112,000.00 |
| T11 | Michael Thompson | 66 | 70 | 63 | 67 | 266/-14 | 56.33 | $112,000.00 |
| T11 | Kevin Tway | 67 | 69 | 65 | 65 | 266/-14 | 56.33 | $112,000.00 |
| T20 | Brice Garnett | 65 | 68 | 69 | 65 | 267/-13 | 42 | $69,900.00 |
| T20 | Doug Ghim | 68 | 64 | 69 | 66 | 267/-13 | | $69,900.00 |
| T20 | Tom Hoge | 69 | 66 | 66 | 66 | 267/-13 | 42 | $69,900.00 |
| T20 | Henrik Stenson | 68 | 65 | 70 | 64 | 267/-13 | 42 | $69,900.00 |
| T24 | Abraham Ancer | 64 | 69 | 64 | 71 | 268/-12 | 31 | $45,400.00 |
| T24 | Aaron Baddeley | 65 | 67 | 70 | 66 | 268/-12 | 31 | $45,400.00 |
| T24 | Jonathan Byrd | 64 | 68 | 67 | 69 | 268/-12 | 31 | $45,400.00 |
| T24 | Sergio Garcia | 66 | 65 | 67 | 70 | 268/-12 | 31 | $45,400.00 |
| T24 | Danny Lee | 68 | 69 | 67 | 64 | 268/-12 | 31 | $45,400.00 |
| T24 | Jamie Lovemark | 66 | 70 | 64 | 68 | 268/-12 | 31 | $45,400.00 |
| T24 | Peter Malnati | 66 | 65 | 71 | 66 | 268/-12 | 31 | $45,400.00 |
| T24 | Patrick Rodgers | 68 | 67 | 67 | 66 | 268/-12 | 31 | $45,400.00 |
| T24 | Shawn Stefani | 68 | 68 | 66 | 66 | 268/-12 | 31 | $45,400.00 |
| T33 | Joaquin Niemann | 68 | 69 | 66 | 66 | 269/-11 | | $33,900.00 |
| T33 | Cameron Percy | 67 | 67 | 70 | 65 | 269/-11 | 22.16 | $33,900.00 |
| T33 | Johnson Wagner | 70 | 66 | 67 | 66 | 269/-11 | 22.16 | $33,900.00 |
| T36 | Jonas Blixt | 69 | 68 | 67 | 66 | 270/-10 | 18 | $28,260.00 |
| T36 | Matthew Fitzpatrick | 70 | 67 | 65 | 68 | 270/-10 | | $28,260.00 |
| T36 | Denny McCarthy | 66 | 67 | 67 | 70 | 270/-10 | 18 | $28,260.00 |
| T36 | Dylan Meyer | 67 | 68 | 69 | 66 | 270/-10 | | $28,260.00 |
| T36 | Trey Mullinax | 67 | 65 | 68 | 70 | 270/-10 | 18 | $28,260.00 |
| T41 | Blayne Barber | 68 | 69 | 69 | 65 | 271/-9 | 13.5 | $22,800.00 |
| T41 | Billy Hurley III | 68 | 69 | 68 | 66 | 271/-9 | 13.5 | $22,800.00 |
| T41 | Keith Mitchell | 65 | 66 | 69 | 71 | 271/-9 | 13.5 | $22,800.00 |
| T41 | Julian Suri | 71 | 66 | 71 | 63 | 271/-9 | | $22,800.00 |
| T45 | Sangmoon Bae | 67 | 67 | 66 | 72 | 272/-8 | 9.25 | $16,515.00 |
| T45 | Corey Conners | 65 | 69 | 70 | 68 | 272/-8 | 9.25 | $16,515.00 |
| T45 | Bill Haas | 69 | 68 | 68 | 67 | 272/-8 | 9.25 | $16,515.00 |
| T45 | Chesson Hadley | 68 | 68 | 69 | 67 | 272/-8 | 9.25 | $16,515.00 |
| T45 | Martin Laird | 69 | 66 | 65 | 72 | 272/-8 | 9.25 | $16,515.00 |
| T45 | Scott Piercy | 70 | 67 | 66 | 69 | 272/-8 | 9.25 | $16,515.00 |
| T45 | Sam Ryder | 72 | 64 | 69 | 67 | 272/-8 | 9.25 | $16,515.00 |
| T45 | Sam Saunders | 66 | 70 | 67 | 69 | 272/-8 | 9.25 | $16,515.00 |
| T53 | Roberto Díaz | 68 | 69 | 67 | 69 | 273/-7 | 6.32 | $13,890.00 |
| T53 | Sung Kang | 65 | 69 | 69 | 70 | 273/-7 | 6.32 | $13,890.00 |
| T53 | Harold Varner III | 66 | 69 | 69 | 69 | 273/-7 | 6.32 | $13,890.00 |
| T53 | Richy Werenski | 68 | 69 | 72 | 64 | 273/-7 | 6.32 | $13,890.00 |
| T57 | Ryan Blaum | 67 | 66 | 69 | 72 | 274/-6 | 4.9 | $13,140.00 |
| T57 | Scott Brown | 68 | 65 | 70 | 71 | 274/-6 | 4.9 | $13,140.00 |
| T57 | Lanto Griffin | 69 | 68 | 68 | 69 | 274/-6 | 4.9 | $13,140.00 |
| T57 | Jason Kokrak | 69 | 68 | 71 | 66 | 274/-6 | 4.9 | $13,140.00 |
| T57 | Graeme McDowell | 70 | 67 | 70 | 67 | 274/-6 | 4.9 | $13,140.00 |
| T57 | William McGirt | 69 | 68 | 67 | 70 | 274/-6 | 4.9 | $13,140.00 |
| T57 | Rory Sabbatini | 69 | 67 | 64 | 74 | 274/-6 | 4.9 | $13,140.00 |
| T57 | Ollie Schniederjans | 64 | 73 | 70 | 67 | 274/-6 | 4.9 | $13,140.00 |
| 65 | Martin Flores | 64 | 73 | 69 | 69 | 275/-5 | 4 | $12,600.00 |
| T66 | Jason Dufner | 66 | 68 | 72 | 70 | 276/-4 | 3.5 | $12,300.00 |
| T66 | Mackenzie Hughes | 68 | 68 | 67 | 73 | 276/-4 | 3.5 | $12,300.00 |
| T66 | Conrad Shindler | 69 | 68 | 73 | 66 | 276/-4 | 3.5 | $12,300.00 |
| T66 | Hudson Swafford | 67 | 70 | 66 | 73 | 276/-4 | 3.5 | $12,300.00 |
| T70 | Ricky Barnes | 66 | 70 | 70 | 71 | 277/-3 | 2.9 | $11,880.00 |
| T70 | Stephan Jaeger | 67 | 68 | 71 | 71 | 277/-3 | 2.9 | $11,880.00 |
| T70 | Xinjun Zhang | 68 | 67 | 72 | 70 | 277/-3 | 2.9 | $11,880.00 |

# 2019 Wyndham Championship

Sedgefield Country Club; Greensboro, NC  Purse: $6,200,000  Par: 35-35–70  Yards: 7,127  August 1 - August 4, 2019

LEADERS: First Round: Byeong Hun An and Sungjae Im had a one-shot lead. Four players stood at 7-under: Mackenzie Hughes, Patrick Rodgers, Rory Sabbatini, and Johnson Wagner. Second Round: A 5-under in the second round left An at 13-under, good for a one-shot lead over Brice Garnett and a two-shot margin on seven players tied at 11-under. Third Round: An finished at 17-under and led Garnett and Webb Simpson by a single shot, with Ryan Armour lurking at 15-under.
CUT: 83 players at 4-under 136 from a field of 156 professionals
WEATHER: Thursday: Partly cloudy, with a high of 88. Wind SSW 4-8 mph. Friday: Mostly cloudy, with a high of 81. Wind SSE 4-8 mph. Due to 3.17 inches of rain overnight, preferred lies were utilized for the second consecutive day. Saturday: Mostly cloudy, with a high of 86. Wind NE 4-8 mph. Sunday: Partly cloudy, with a high of 88. Wind SW 4-8 mph.

**WINNER: J.T. Poston  65-65-66-62—258  (22-under-par)  $1,116,000**

| POS | PLAYER | RND 1 | RND 2 | RND 3 | RND 4 | TOTAL | FEDEX PTS. | EARNINGS |
|---|---|---|---|---|---|---|---|---|
| 1 | J.T. Poston | 65 | 65 | 66 | 62 | 258/ -22 | 500 | 1,116,000.00 |
| 2 | Webb Simpson | 64 | 65 | 65 | 65 | 259/ -21 | 300 | 669,600.00 |
| 3 | Byeong Hun An | 62 | 65 | 66 | 67 | 260/ -20 | 190 | 421,600.00 |
| 4 | Viktor Hovland | 66 | 66 | 64 | 65 | 261/ -19 | - | 297,600.00 |
| 5 | Si Woo Kim | 66 | 65 | 68 | 64 | 263/ -17 | 110 | 248,000.00 |
| T6 | Josh Teater | 64 | 65 | 71 | 64 | 264/ -16 | 80.71 | 181,128.58 |
| T6 | Brice Garnett | 64 | 64 | 66 | 70 | 264/ -16 | 80.71 | 181,128.57 |
| T6 | Brian Harman | 67 | 65 | 66 | 66 | 264/ -16 | 80.71 | 181,128.57 |
| T6 | Billy Horschel | 68 | 67 | 65 | 64 | 264/ -16 | 80.71 | 181,128.57 |
| T6 | Sungjae Im | 62 | 67 | 70 | 65 | 264/ -16 | 80.71 | 181,128.57 |
| T6 | Jason Kokrak | 70 | 64 | 64 | 66 | 264/ -16 | 80.71 | 181,128.57 |
| T6 | Rory Sabbatini | 63 | 68 | 66 | 67 | 264/ -16 | 80.71 | 181,128.57 |
| T13 | Joaquin Niemann | 67 | 66 | 69 | 63 | 265/ -15 | 54.16 | 109,533.34 |
| T13 | Kyle Stanley | 65 | 69 | 67 | 64 | 265/ -15 | 54.16 | 109,533.34 |
| T13 | Paul Casey | 65 | 65 | 66 | 69 | 265/ -15 | 54.16 | 109,533.33 |
| T13 | Fabián Gómez | 67 | 64 | 66 | 68 | 265/ -15 | 54.16 | 109,533.33 |
| T13 | Patton Kizzire | 65 | 64 | 69 | 67 | 265/ -15 | 54.16 | 109,533.33 |
| T13 | Johnson Wagner | 63 | 69 | 67 | 66 | 265/ -15 | 54.16 | 109,533.33 |
| T19 | Roberto Díaz | 67 | 68 | 65 | 66 | 266/ -14 | 45 | 80,600.00 |
| T19 | Andrew Landry | 65 | 68 | 65 | 68 | 266/ -14 | 45 | 80,600.00 |
| T19 | Matthew Wolff | 65 | 67 | 67 | 67 | 266/ -14 | 45 | 80,600.00 |
| T22 | Bud Cauley | 65 | 66 | 69 | 67 | 267/ -13 | 34.16 | 53,044.45 |
| T22 | Cameron Davis | 66 | 67 | 69 | 65 | 267/ -13 | 34.16 | 53,044.45 |
| T22 | Denny McCarthy | 65 | 69 | 68 | 65 | 267/ -13 | 34.16 | 53,044.45 |
| T22 | Patrick Reed | 68 | 66 | 70 | 63 | 267/ -13 | 34.16 | 53,044.45 |
| T22 | Ryan Armour | 64 | 66 | 65 | 72 | 267/ -13 | 34.16 | 53,044.44 |
| T22 | Corey Conners | 69 | 66 | 65 | 67 | 267/ -13 | 34.16 | 53,044.44 |
| T22 | Charles Howell III | 66 | 65 | 68 | 68 | 267/ -13 | 34.16 | 53,044.44 |
| T22 | Mackenzie Hughes | 63 | 66 | 69 | 69 | 267/ -13 | 34.16 | 53,044.44 |
| T22 | Shawn Stefani | 66 | 66 | 67 | 68 | 267/ -13 | 34.16 | 53,044.44 |
| T31 | Russell Henley | 69 | 64 | 67 | 68 | 268/ -12 | 23.6 | 36,766.00 |
| T31 | Collin Morikawa | 66 | 67 | 70 | 65 | 268/ -12 | 23.6 | 36,766.00 |
| T31 | Scott Stallings | 69 | 64 | 67 | 68 | 268/ -12 | 23.6 | 36,766.00 |
| T31 | Brian Stuard | 66 | 66 | 67 | 69 | 268/ -12 | 23.6 | 36,766.00 |
| T31 | Adam Svensson | 68 | 61 | 70 | 69 | 268/ -12 | 23.6 | 36,766.00 |
| T36 | Paul Peterson | 68 | 66 | 68 | 67 | 269/ -11 | - | 30,483.34 |
| T36 | Brandon Harkins | 68 | 64 | 69 | 68 | 269/ -11 | 19 | 30,483.33 |
| T36 | Scott Piercy | 69 | 66 | 66 | 68 | 269/ -11 | 19 | 30,483.33 |
| T39 | Daniel Berger | 69 | 67 | 67 | 67 | 270/ -10 | 13.16 | 22,940.00 |
| T39 | Tyler Duncan | 68 | 67 | 69 | 66 | 270/ -10 | 13.16 | 22,940.00 |
| T39 | Harris English | 68 | 68 | 70 | 64 | 270/ -10 | 13.16 | 22,940.00 |
| T39 | Carlos Ortiz | 69 | 64 | 66 | 71 | 270/ -10 | 13.16 | 22,940.00 |
| T39 | Roger Sloan | 69 | 66 | 70 | 65 | 270/ -10 | 13.16 | 22,940.00 |
| T39 | Brandt Snedeker | 64 | 70 | 68 | 68 | 270/ -10 | 13.16 | 22,940.00 |
| T39 | Sepp Straka | 65 | 66 | 67 | 72 | 270/ -10 | 13.16 | 22,940.00 |
| T39 | Vaughn Taylor | 68 | 66 | 68 | 68 | 270/ -10 | 13.16 | 22,940.00 |
| T39 | Richy Werenski | 68 | 68 | 68 | 66 | 270/ -10 | 13.16 | 22,940.00 |
| T48 | Branden Grace | 67 | 68 | 70 | 66 | 271/ -9 | 8.5 | 15,772.80 |
| T48 | Russell Knox | 67 | 68 | 69 | 67 | 271/ -9 | 8.5 | 15,772.80 |
| T48 | Sebastián Muñoz | 69 | 66 | 68 | 68 | 271/ -9 | 8.5 | 15,772.80 |
| T48 | Chez Reavie | 66 | 67 | 68 | 70 | 271/ -9 | 8.5 | 15,772.80 |
| T48 | Aaron Wise | 71 | 64 | 65 | 71 | 271/ -9 | 8.5 | 15,772.80 |
| T53 | Roberto Castro | 66 | 68 | 69 | 69 | 272/ -8 | 5.92 | 14,153.72 |
| T53 | Joel Dahmen | 65 | 68 | 72 | 67 | 272/ -8 | 5.92 | 14,153.72 |
| T53 | Zach Johnson | 68 | 68 | 70 | 66 | 272/ -8 | 5.92 | 14,153.72 |
| T53 | Bill Haas | 66 | 68 | 69 | 69 | 272/ -8 | 5.92 | 14,153.71 |
| T53 | Chesson Hadley | 69 | 64 | 69 | 70 | 272/ -8 | 5.92 | 14,153.71 |
| T53 | Anirban Lahiri | 67 | 67 | 68 | 70 | 272/ -8 | 5.92 | 14,153.71 |
| T53 | Wes Roach | 67 | 68 | 68 | 69 | 272/ -8 | 5.92 | 14,153.71 |
| T60 | Kiradech Aphibarnrat | 64 | 72 | 69 | 68 | 273/ -7 | 4.2 | 13,144.00 |
| T60 | Scott Brown | 67 | 68 | 68 | 70 | 273/ -7 | 4.2 | 13,144.00 |
| T60 | Alex Cejka | 69 | 67 | 69 | 68 | 273/ -7 | 4.2 | 13,144.00 |
| T60 | Alex Noren | 69 | 67 | 69 | 68 | 273/ -7 | 4.2 | 13,144.00 |
| T60 | Ted Potter, Jr. | 64 | 70 | 71 | 68 | 273/ -7 | 4.2 | 13,144.00 |
| T60 | Seamus Power | 64 | 69 | 71 | 69 | 273/ -7 | 4.2 | 13,144.00 |
| T60 | José de Jesús Rodríguez | 67 | 67 | 70 | 69 | 273/ -7 | 4.2 | 13,144.00 |
| T60 | Sam Ryder | 68 | 68 | 70 | 67 | 273/ -7 | 4.2 | 13,144.00 |
| T60 | Harold Varner III | 66 | 66 | 71 | 70 | 273/ -7 | 4.2 | 13,144.00 |
| T69 | John Chin | 67 | 67 | 70 | 70 | 274/ -6 | 3.03 | 12,400.00 |
| T69 | J.J. Spaun | 67 | 69 | 70 | 68 | 274/ -6 | 3.03 | 12,400.00 |
| T69 | Boo Weekley | 67 | 67 | 69 | 71 | 274/ -6 | 3.03 | 12,400.00 |
| T72 | Austin Cook | 66 | 68 | 66 | 75 | 275/ -5 | 2.7 | 12,028.00 |
| T72 | Lucas Glover | 67 | 68 | 71 | 69 | 275/ -5 | 2.7 | 12,028.00 |
| T72 | Peter Uihlein | 68 | 68 | 70 | 69 | 275/ -5 | 2.7 | 12,028.00 |
| 75 | Michael Thompson | 69 | 67 | 70 | 70 | 276/ -4 | 2.5 | 11,780.00 |
| 76 | Mike Weir | 67 | 69 | 68 | 74 | 278/ -2 | 2.4 | 11,656.00 |
| 77 | Tom Hoge | 66 | 69 | 72 | | 207/ -3 | 2.3 | 11,532.00 |
| T78 | Kyle Jones | 67 | 69 | 72 | | 208/ -2 | 2.1 | 11,284.00 |
| T78 | Hank Lebioda | 71 | 65 | 72 | | 208/ -2 | 2.1 | 11,284.00 |
| T78 | Jordan Spieth | 64 | 67 | 77 | | 208/ -2 | 2.1 | 11,284.00 |
| T81 | Wyndham Clark | 68 | 68 | 73 | | 209/ -1 | 1.8 | 10,912.00 |
| T81 | Alex Prugh | 66 | 70 | 73 | | 209/ -1 | 1.8 | 10,912.00 |
| T81 | Patrick Rodgers | 63 | 72 | 74 | | 209/ -1 | 1.8 | 10,912.00 |

# 2020 Wyndham Championship

Sedgefield Country Club; Greensboro, NC  Purse: $6,000,000  Par: 35-35–70  Yards: 7,127  August 13 - August 16, 2020

LEADERS: First Round: Three-way tie for the lead at 8-under par: Tom Hoge, Roger Sloan and Harold Varner III. Second Round: Four-way tie for the lead at 10-under par: Talor Gooch, Tom Hoge, Billy Horschel and Si Woo Kim. Third Round: Si Woo Kim held a two-stroke lead over Rob Oppenheim and Doc Redman, a three-stroke lead over Billy Horschel and a four-stroke lead over Jim Herman and Mark Hubbard.

CUT: 77 players at 3-under 137 from a field of 156 professionals

WEATHER: Thursday: Cloudy with a high of 84. Wind ENE 4-8 mph. Due to a dangerous weather situation, round one was suspended for the day at 6:08 p.m. Friday: The suspended first-round resumed at 7:30 a.m. and was completed at 8:35 a.m. Cloudy with a high of 83. Wind NE 4-8 mph. Saturday: Due to anticipated inclement weather, round three tee times featured threesomes of tee Nos. 1 and 10 between 7-9 a.m. Sunday: Mostly cloudy with a high of 78. Wind NNE 10-15 mph.

**WINNER: Jim Herman  66-69-61-63—259  (21-under-par)  $1,152,000**

| POS | PLAYER | RND 1 | RND 2 | RND 3 | RND 4 | TOTAL | FEDEX PTS. | EARNINGS |
|---|---|---|---|---|---|---|---|---|
| 1 | Jim Herman | 66 | 69 | 61 | 63 | 259 | 500.00 | $1,152,000.00 |
| 2 | Billy Horschel | 66 | 64 | 65 | 65 | 260 | 300.00 | $697,600.00 |
| T3 | Si Woo Kim | 65 | 65 | 62 | 70 | 262 | 133.75 | $312,400.00 |
| T3 | Kevin Kisner | 69 | 64 | 65 | 64 | 262 | 133.75 | $312,400.00 |
| T3 | Doc Redman | 67 | 64 | 63 | 68 | 262 | 133.75 | $312,400.00 |
| T3 | Webb Simpson | 66 | 66 | 65 | 65 | 262 | 133.75 | $312,400.00 |
| T7 | Zach Johnson | 70 | 67 | 61 | 65 | 263 | 87.50 | $208,000.00 |
| T7 | Harold Varner III | 62 | 69 | 67 | 65 | 263 | 87.50 | $208,000.00 |
| T9 | Russell Henley | 68 | 68 | 63 | 65 | 264 | 72.50 | $168,000.00 |
| T9 | Sungjae Im | 69 | 64 | 66 | 65 | 264 | 72.50 | $168,000.00 |
| T9 | Denny McCarthy | 67 | 68 | 66 | 63 | 264 | 72.50 | $168,000.00 |
| T9 | Patrick Reed | 65 | 68 | 67 | 64 | 264 | 72.50 | $168,000.00 |
| T13 | Sam Burns | 67 | 68 | 65 | 65 | 265 | 58.50 | $129,600.00 |
| T13 | Tyler Duncan | 68 | 64 | 66 | 67 | 265 | 58.50 | $129,600.00 |
| T15 | Bud Cauley | 66 | 68 | 67 | 65 | 266 | 51.00 | $104,000.00 |
| T15 | Cameron Davis | 71 | 65 | 65 | 65 | 266 | 51.00 | $104,000.00 |
| T15 | Mark Hubbard | 67 | 65 | 64 | 70 | 266 | 51.00 | $104,000.00 |
| T15 | Jason Kokrak | 69 | 63 | 67 | 67 | 266 | 51.00 | $104,000.00 |
| T15 | Rob Oppenheim | 66 | 66 | 62 | 72 | 266 | 51.00 | $104,000.00 |
| T20 | Chris Baker | 71 | 63 | 68 | 65 | 267 | 43.00 | $78,400.00 |
| T20 | Dylan Frittelli | 69 | 65 | 66 | 67 | 267 | 43.00 | $78,400.00 |
| T20 | Peter Malnati | 68 | 65 | 64 | 70 | 267 | 43.00 | $78,400.00 |
| T23 | Harris English | 64 | 67 | 68 | 69 | 268 | 38.00 | $64,320.00 |
| T23 | Shane Lowry | 68 | 63 | 70 | 67 | 268 | 38.00 | $64,320.00 |
| T25 | Ryan Armour | 73 | 64 | 65 | 67 | 269 | 34.75 | $54,080.00 |
| T25 | Talor Gooch | 65 | 65 | 68 | 71 | 269 | 34.75 | $54,080.00 |
| T27 | Will Gordon | 68 | 69 | 64 | 69 | 270 | - | $46,270.00 |
| T27 | Brian Harman | 65 | 71 | 67 | 67 | 270 | 30.25 | $46,270.00 |
| T27 | Tom Hoge | 62 | 68 | 72 | 68 | 270 | 30.25 | $46,270.00 |
| T27 | Seamus Power | 68 | 69 | 67 | 66 | 270 | 30.25 | $46,270.00 |
| T31 | Ryan Brehm | 64 | 69 | 72 | 66 | 271 | 23.00 | $37,440.00 |
| T31 | Wesley Bryan | 65 | 70 | 70 | 66 | 271 | 23.00 | $37,440.00 |
| T31 | Paul Casey | 67 | 66 | 69 | 69 | 271 | 23.00 | $37,440.00 |
| T31 | Jason Dufner | 69 | 65 | 67 | 70 | 271 | 23.00 | $37,440.00 |
| T31 | Adam Long | 68 | 65 | 71 | 67 | 271 | 23.00 | $37,440.00 |
| T31 | Roger Sloan | 62 | 70 | 68 | 71 | 271 | 23.00 | $37,440.00 |
| T37 | Christiaan Bezuidenhout | 71 | 64 | 69 | 68 | 272 | - | $29,120.00 |
| T37 | Rafa Cabrera Bello | 67 | 67 | 67 | 71 | 272 | 17.00 | $29,120.00 |
| T37 | Matt Jones | 68 | 67 | 72 | 65 | 272 | 17.00 | $29,120.00 |
| T37 | Kristoffer Ventura | 69 | 68 | 63 | 72 | 272 | 17.00 | $29,120.00 |
| T37 | Vincent Whaley | 71 | 66 | 66 | 69 | 272 | 17.00 | $29,120.00 |
| T42 | Scott Brown | 66 | 71 | 68 | 68 | 273 | 10.83 | $20,416.00 |
| T42 | Bo Hoag | 66 | 68 | 67 | 72 | 273 | 10.83 | $20,416.00 |
| T42 | Andrew Landry | 66 | 65 | 71 | 71 | 273 | 10.83 | $20,416.00 |
| T42 | Hank Lebioda | 65 | 71 | 68 | 69 | 273 | 10.83 | $20,416.00 |
| T42 | Matthew NeSmith | 69 | 67 | 70 | 67 | 273 | 10.83 | $20,416.00 |
| T42 | Joaquin Niemann | 70 | 66 | 65 | 72 | 273 | 10.83 | $20,416.00 |
| T42 | Matthias Schwab | 67 | 69 | 68 | 69 | 273 | 10.83 | $20,416.00 |
| T42 | Brandt Snedeker | 70 | 67 | 65 | 71 | 273 | 10.83 | $20,416.00 |
| T42 | Scott Stallings | 70 | 66 | 70 | 67 | 273 | 10.83 | $20,416.00 |
| T51 | Chesson Hadley | 65 | 69 | 70 | 70 | 274 | 6.47 | $15,216.00 |
| T51 | Kramer Hickok | 69 | 67 | 65 | 73 | 274 | 6.47 | $15,216.00 |
| T51 | Chris Kirk | 66 | 69 | 68 | 71 | 274 | 6.47 | $15,216.00 |
| T51 | Patton Kizzire | 66 | 67 | 73 | 68 | 274 | 6.47 | $15,216.00 |
| T51 | Tom Lewis | 67 | 68 | 70 | 69 | 274 | 6.47 | $15,216.00 |
| T51 | Davis Love III | 69 | 67 | 71 | 67 | 274 | 6.47 | $15,216.00 |
| T51 | Adam Schenk | 67 | 67 | 67 | 73 | 274 | 6.47 | $15,216.00 |
| T51 | Brian Stuard | 70 | 66 | 69 | 69 | 274 | 6.47 | $15,216.00 |
| T59 | Matt Every | 68 | 67 | 70 | 70 | 275 | 4.60 | $14,144.00 |
| T59 | Tommy Fleetwood | 69 | 64 | 68 | 74 | 275 | 4.60 | $14,144.00 |
| T59 | Michael Gligic | 67 | 69 | 67 | 72 | 275 | 4.60 | $14,144.00 |
| T59 | Ben Martin | 71 | 66 | 70 | 68 | 275 | 4.60 | $14,144.00 |
| T59 | Troy Merritt | 67 | 69 | 71 | 68 | 275 | 4.60 | $14,144.00 |
| T59 | Henrik Norlander | 67 | 68 | 71 | 69 | 275 | 4.60 | $14,144.00 |
| T59 | Josh Teater | 67 | 70 | 67 | 71 | 275 | 4.60 | $14,144.00 |
| T66 | Sergio Garcia | 67 | 70 | 72 | 67 | 276 | 3.60 | $13,504.00 |
| T66 | Luke List | 68 | 67 | 66 | 75 | 276 | 3.60 | $13,504.00 |
| T66 | Patrick Rodgers | 70 | 66 | 67 | 73 | 276 | 3.60 | $13,504.00 |
| T69 | C.T. Pan | 68 | 64 | 76 | 69 | 277 | 3.03 | $13,120.00 |
| T69 | Brinson Paolini | 71 | 66 | 66 | 74 | 277 | 3.03 | $13,120.00 |
| T69 | Scott Piercy | 68 | 66 | 74 | 69 | 277 | 3.03 | $13,120.00 |
| T72 | Russell Knox | 73 | 64 | 72 | 69 | 278 | 2.75 | $12,800.00 |
| T72 | Jordan Spieth | 70 | 67 | 70 | 71 | 278 | 2.75 | $12,800.00 |
| T74 | Austin Cook | 69 | 67 | 69 | 76 | 281 | 2.50 | $12,480.00 |
| T74 | Sebastián Muñoz | 67 | 67 | 73 | 74 | 281 | 2.50 | $12,480.00 |
| T74 | Peter Uihlein | 71 | 65 | 70 | 75 | 281 | 2.50 | $12,480.00 |
| 77 | Nate Lashley | 66 | 69 | 77 | 74 | 286 | 2.30 | $12,224.00 |

# 2021 Wyndham Championship

Sedgefield Country Club; Greensboro, NC  Purse: $6,400,000  Par: 35-35–70  Yards: 7,131  August 12 - August 15, 2021

LEADERS: First Round: Russell Henley lead at 8-under par. Second Round: Russell Henley lead at 14-under par. Third Round: Russell Henley lead at 15-under par.

CUT: 74 players at 3-under 137 from a field of 156 professionals.

WEATHER: Thursday: Partly cloudy. High of 93. Wind SW 5-10 mph. Due to inclement weather, play was suspended from 5:01 p.m. to 7:08 p.m. ET (suspension of 2 hours, 7 minutes). Due to darkness, the first round was suspended for the day at 8:14 p.m. with 22 players left to complete their rounds. Friday: Partly cloudy with a high of 78 in the morning. Wind WSW 3-6 mph. The first round resumed at 7:29 a.m. and was completed at 8:35 a.m. The second round began as scheduled at 6:50 a.m. Saturday: Partly cloudy and hot. High of 91. Wind SW 5-10 mph. Sunday: Coudy. High of 80. Wind E 4-8 mph.

**WINNER: Kevin Kisner 65-68-66-66—265 (15-under-par) $1,152,000**

*defeated Kevin Na, Branden Grace, Si Woo Kim, Adam Scott and Roger Sloan with a birdie-3 on the second playoff hole

| POS | PLAYER | RND 1 | RND 2 | RND 3 | RND 4 | TOTAL | FEDEX PTS. | EARNINGS |
|---|---|---|---|---|---|---|---|---|
| POS | PLAYER | R1 | R2 | R3 | R4 | TOT | FEDEX PTS | EARNINGS |
| 1 | Kevin Kisner | 65 | 68 | 66 | 66 | 265 | 500 | $1,152,000.00 |
| T2 | Branden Grace | 66 | 69 | 64 | 66 | 265 | 167 | $389,440.00 |
| T2 | Si Woo Kim | 66 | 68 | 67 | 64 | 265 | 167 | $389,440.00 |
| T2 | Kevin Na | 68 | 64 | 67 | 66 | 265 | 167 | $389,440.00 |
| T2 | Adam Scott | 66 | 70 | 64 | 65 | 265 | 167 | $389,440.00 |
| T2 | Roger Sloan | 71 | 64 | 64 | 66 | 265 | 167 | $389,440.00 |
| T7 | Webb Simpson | 65 | 65 | 70 | 66 | 266 | 85 | $201,067.00 |
| T7 | Kevin Streelman | 66 | 66 | 68 | 66 | 266 | 85 | $201,067.00 |
| T7 | Russell Henley | 62 | 64 | 69 | 71 | 266 | 85 | $201,067.00 |
| T10 | Adam Hadwin | 64 | 71 | 66 | 66 | 267 | 65.4 | $148,800.00 |
| T10 | Justin Rose | 66 | 65 | 69 | 67 | 267 | 65.4 | $148,800.00 |
| T10 | Rory Sabbatini | 66 | 64 | 69 | 68 | 267 | 65.4 | $148,800.00 |
| T10 | Nick Taylor | 65 | 71 | 67 | 64 | 267 | 65.4 | $148,800.00 |
| T10 | Brendon Todd | 69 | 67 | 65 | 66 | 267 | 65.4 | $148,800.00 |
| T15 | Sepp Straka | 66 | 71 | 67 | 64 | 268 | 47 | $91,342.00 |
| T15 | Brian Stuard | 65 | 66 | 72 | 65 | 268 | 47 | $91,342.00 |
| T15 | Chesson Hadley | 68 | 69 | 69 | 62 | 268 | 47 | $91,342.00 |
| T15 | Harry Higgs | 70 | 67 | 65 | 66 | 268 | 47 | $91,342.00 |
| T15 | Sung Kang | 64 | 69 | 68 | 67 | 268 | 47 | $91,342.00 |
| T15 | Denny McCarthy | 65 | 69 | 69 | 65 | 268 | 47 | $91,342.00 |
| T15 | Tyler McCumber | 65 | 67 | 66 | 70 | 268 | 47 | $91,342.00 |
| T15 | Scott Piercy | 64 | 66 | 69 | 69 | 268 | 47 | $91,342.00 |
| T15 | Jhonattan Vegas | 65 | 68 | 72 | 63 | 268 | 47 | $91,342.00 |
| T24 | Jason Dufner | 71 | 65 | 70 | 63 | 269 | 34 | $53,440.00 |
| T24 | Sungjae Im | 66 | 68 | 67 | 68 | 269 | 34 | $53,440.00 |
| T24 | Russell Knox | 74 | 63 | 68 | 64 | 269 | 34 | $53,440.00 |
| T24 | K.H. Lee | 67 | 68 | 67 | 67 | 269 | 34 | $53,440.00 |
| T24 | Ben Taylor | 68 | 68 | 65 | 68 | 269 | 34 | $53,440.00 |
| T29 | Matt Kuchar | 66 | 67 | 71 | 66 | 270 | 25.75 | $41,013.00 |
| T29 | Alex Smalley | 68 | 64 | 72 | 66 | 270 | 0 | $41,013.00 |
| T29 | Chris Kirk | 64 | 69 | 69 | 68 | 270 | 25.75 | $41,013.00 |
| T29 | Sebastián Muñoz | 66 | 67 | 68 | 69 | 270 | 25.75 | $41,013.00 |
| T29 | C.T. Pan | 68 | 69 | 66 | 67 | 270 | 25.75 | $41,013.00 |
| T29 | Will Zalatoris | 68 | 68 | 65 | 69 | 270 | 0 | $41,013.00 |
| T35 | Byeong Hun An | 69 | 66 | 68 | 68 | 271 | 20.5 | $34,080.00 |
| T35 | Sam Ryder | 68 | 65 | 72 | 66 | 271 | 20.5 | $34,080.00 |
| T37 | Kiradech Aphibarnrat | 66 | 68 | 71 | 67 | 272 | 15 | $26,560.00 |
| T37 | John Augenstein | 68 | 65 | 69 | 70 | 272 | 0 | $26,560.00 |
| T37 | Austin Eckroat | 68 | 69 | 70 | 65 | 272 | 0 | $26,560.00 |
| T37 | Mackenzie Hughes | 70 | 63 | 70 | 69 | 272 | 15 | $26,560.00 |
| T37 | David Lingmerth | 68 | 67 | 70 | 67 | 272 | 15 | $26,560.00 |
| T37 | Cameron Percy | 67 | 67 | 68 | 70 | 272 | 15 | $26,560.00 |
| T37 | Hudson Swafford | 64 | 69 | 67 | 72 | 272 | 15 | $26,560.00 |
| T37 | Erik van Rooyen | 65 | 69 | 73 | 65 | 272 | 15 | $26,560.00 |
| T37 | Richy Werenski | 67 | 70 | 70 | 65 | 272 | 15 | $26,560.00 |
| T46 | Anirban Lahiri | 67 | 69 | 67 | 70 | 273 | 9.5 | $18,061.00 |
| T46 | Kevin Tway | 66 | 71 | 68 | 68 | 273 | 9.5 | $18,061.00 |
| T46 | Camilo Villegas | 68 | 67 | 71 | 67 | 273 | 9.5 | $18,061.00 |
| T46 | Bubba Watson | 67 | 69 | 70 | 67 | 273 | 9.5 | $18,061.00 |
| T46 | Aaron Wise | 66 | 70 | 67 | 70 | 273 | 9.5 | $18,061.00 |
| T51 | Brice Garnett | 69 | 68 | 68 | 69 | 274 | 7.25 | $15,584.00 |
| T51 | Brian Gay | 70 | 66 | 69 | 69 | 274 | 7.25 | $15,584.00 |
| T51 | Mark Hubbard | 67 | 70 | 68 | 69 | 274 | 7.25 | $15,584.00 |
| T51 | Andrew Landry | 65 | 72 | 72 | 65 | 274 | 7.25 | $15,584.00 |
| T55 | Keith Mitchell | 67 | 68 | 71 | 69 | 275 | 5.9 | $14,976.00 |
| T55 | Johnson Wagner | 68 | 69 | 68 | 70 | 275 | 5.9 | $14,976.00 |
| T57 | Mark Anderson | 66 | 71 | 70 | 69 | 276 | 5.4 | $14,656.00 |
| T57 | Tyler Duncan | 69 | 62 | 69 | 76 | 276 | 5.4 | $14,656.00 |
| T57 | Harold Varner III | 67 | 67 | 71 | 71 | 276 | 5.4 | $14,656.00 |
| T60 | Bronson Burgoon | 65 | 68 | 74 | 70 | 277 | 4.9 | $14,336.00 |
| T60 | Seamus Power | 67 | 70 | 72 | 68 | 277 | 4.9 | $14,336.00 |
| T62 | James Hahn | 68 | 67 | 72 | 71 | 278 | 4.4 | $14,016.00 |
| T62 | Nelson Ledesma | 69 | 67 | 74 | 68 | 278 | 4.4 | $14,016.00 |
| T62 | Rob Oppenheim | 66 | 71 | 69 | 72 | 278 | 4.4 | $14,016.00 |
| T65 | Tommy Fleetwood | 66 | 68 | 72 | 73 | 279 | 3.6 | $13,504.00 |
| T65 | Michael Gligic | 65 | 71 | 73 | 70 | 279 | 3.6 | $13,504.00 |
| T65 | Beau Hossler | 68 | 69 | 68 | 74 | 279 | 3.6 | $13,504.00 |
| T65 | Michael Kim | 67 | 69 | 72 | 71 | 279 | 3.6 | $13,504.00 |
| T65 | Robert MacIntyre | 69 | 68 | 71 | 71 | 279 | 0 | $13,504.00 |
| T70 | Chris Baker | 67 | 70 | 74 | 69 | 280 | 2.9 | $12,992.00 |
| T70 | Matt Jones | 69 | 68 | 69 | 74 | 280 | 2.9 | $12,992.00 |
| T70 | Ben Martin | 67 | 67 | 76 | 70 | 280 | 2.9 | $12,992.00 |
| 73 | Nate Lashley | 68 | 68 | 75 | 73 | 284 | 2.7 | $12,736.00 |
| 74 | Rafael Campos | 66 | 70 | 77 | 72 | 285 | 2.6 | $12,608.00 |

# 2022 Wyndham Championship

Sedgefield Country Club; Greensboro, NC Purse: $7,300,000 Par: 35-35–70 Yards: 7,131 August 4 - August 7, 2022

LEADERS: First Round: John Huh lead at 9-under par. Second Round: Brandon Wu, Tom Kim and Ryan Moore lead at 9-under par. Third Round: Sungjae Im lead at 13-under par.

CUT: 87 players at 1-under 139 from a field of 156 professionals.

WEATHER: Thursday: Mostly sunny. High of 93. Wind SW 6-12 mph. Friday: Mostly cloudy. High of 88. Wind SW 7-14 mph. The second round was suspended due to inclement weather at 5:36 p.m. ET and resumed at 7:06 p.m., a delay of 1 hour, 30 minutes. Due to darkness, the second round was suspended for the day at 8:20 p.m. with four players left to complete their rounds. Saturday: The second round resumed at 6:47 a.m. and was completed at 7:10 a.m. Cloudy with afternoon thunderstorms. High of 89. Wind WSW 5-10 mph. The third round was suspended due to dangerous weather situations at 12:20 p.m. (resumed at 1:25 p.m.) and 4:15 p.m., with 74 players left to complete their rounds. Sunday: Mostly cloudy. High of 87. Wind SSW 5-10 mph. The third round resumed at 7:30 a.m. and was completed at 10:16 a.m.

**WINNER: Tom Kim 67-64-68-61—260 (20-under-par) $1,314,000**

| POS | PLAYER | RND 1 | RND 2 | RND 3 | RND 4 | TOTAL | FEDEX PTS. | EARNINGS |
|---|---|---|---|---|---|---|---|---|
| 1 | Tom Kim | 67 | 64 | 68 | 61 | 260 | - | 1,314,000.00 |
| T2 | John Huh | 61 | 71 | 66 | 67 | 265 | 245 | 649,700.00 |
| T2 | Sungjae Im | 63 | 69 | 65 | 68 | 265 | 245 | 649,700.00 |
| 4 | Ben Griffin | 69 | 69 | 64 | 64 | 266 | - | 357,700.00 |
| T5 | Russell Henley | 67 | 65 | 69 | 66 | 267 | 100 | 270,100.00 |
| T5 | Max McGreevy | 68 | 67 | 67 | 65 | 267 | 100 | 270,100.00 |
| T5 | Taylor Moore | 69 | 67 | 64 | 67 | 267 | 100 | 270,100.00 |
| T8 | Chesson Hadley | 69 | 66 | 70 | 64 | 269 | 75 | 198,925.00 |
| T8 | Tyrrell Harron | 68 | 67 | 70 | 64 | 269 | 75 | 198,925.00 |
| T8 | Anirban Lahiri | 66 | 67 | 68 | 68 | 269 | 75 | 198,925.00 |
| T8 | Cameron Percy | 65 | 70 | 68 | 66 | 269 | 75 | 198,925.00 |
| T8 | Brandon Wu | 64 | 67 | 68 | 70 | 269 | 75 | 198,925.00 |
| T13 | Kiradech Aphibarnrat | 72 | 65 | 63 | 70 | 270 | 52.12 | 123,187.50 |
| T13 | Stephan Jaeger | 69 | 70 | 69 | 62 | 270 | 52.12 | 123,187.50 |
| T13 | Taylor Pendrith | 71 | 67 | 65 | 67 | 270 | 52.12 | 123,187.50 |
| T13 | Davis Riley | 67 | 66 | 68 | 69 | 270 | 52.12 | 123,187.50 |
| T13 | Alex Smalley | 65 | 70 | 71 | 64 | 270 | 52.12 | 123,187.50 |
| T13 | Scott Stallings | 67 | 71 | 67 | 65 | 270 | 52.12 | 123,187.50 |
| T13 | Richy Werenski | 70 | 65 | 67 | 68 | 270 | 52.12 | 123,187.50 |
| T13 | Aaron Wise | 65 | 70 | 67 | 68 | 270 | 52.12 | 123,187.50 |
| T21 | Corey Conners | 70 | 69 | 66 | 66 | 271 | 38.25 | 73,608.34 |
| T21 | J.T. Poston | 66 | 70 | 69 | 66 | 271 | 38.25 | 73,608.34 |
| T21 | Russell Knox | 70 | 69 | 64 | 68 | 271 | 38.25 | 73,608.33 |
| T21 | Ryan moore | 65 | 66 | 72 | 68 | 271 | 38.25 | 73,608.33 |
| T21 | Doc Redman | 68 | 71 | 68 | 64 | 271 | 38.25 | 73,608.33 |
| T21 | Will Zalatoris | 71 | 66 | 66 | 68 | 271 | 38.25 | 73,608.33 |
| T27 | Stewart Cink | 68 | 70 | 70 | 64 | 272 | 26.55 | 47,936.67 |
| T27 | Billy Horschel | 67 | 69 | 68 | 68 | 272 | 26.55 | 47,936.67 |
| T27 | David Lipsky | 68 | 69 | 69 | 66 | 272 | 26.55 | 47,936.67 |
| T27 | Peter Malnati | 64 | 72 | 69 | 67 | 272 | 26.55 | 47,936.67 |
| T27 | Scott Piercy | 69 | 70 | 66 | 67 | 272 | 26.55 | 47,936.67 |
| T27 | Kevin Tway | 67 | 69 | 68 | 68 | 272 | 26.55 | 47,936.67 |
| T27 | Andrew Putman | 70 | 64 | 69 | 69 | 272 | 26.55 | 47,936.66 |
| T27 | Brian Stuard | 65 | 68 | 68 | 71 | 272 | 26.55 | 47,936.66 |
| T27 | Callum Tarren | 70 | 69 | 69 | 64 | 272 | 26.55 | 47,936.66 |
| T36 | Zach Johnson | 67 | 68 | 70 | 68 | 273 | 15.04 | 30,328.19 |
| T36 | Vaughn Taylor | 69 | 69 | 68 | 67 | 273 | 15.04 | 30,328.19 |
| T36 | Scott Brown | 70 | 66 | 68 | 69 | 273 | 15.04 | 30,328.18 |
| T36 | Harry Higgs | 68 | 69 | 72 | 64 | 273 | 15.04 | 30,328.18 |
| T36 | Satoshi Kodaira | 68 | 66 | 70 | 69 | 273 | 15.04 | 30,328.18 |
| T36 | Justin Lower | 72 | 66 | 66 | 69 | 273 | 15.04 | 30,328.18 |
| T36 | Matthew NeSmith | 66 | 69 | 67 | 71 | 273 | 15.04 | 30,328.18 |
| T36 | Yannik Paul | 71 | 66 | 67 | 69 | 273 | - | 30,328.18 |
| T36 | Patrick Rodgers | 69 | 70 | 68 | 66 | 273 | 15.04 | 30,328.18 |
| T36 | Robert Streb | 69 | 69 | 67 | 68 | 273 | 15.04 | 30,328.18 |
| T36 | Brendon Todd | 68 | 71 | 67 | 67 | 273 | 15.04 | 30,328.18 |
| T47 | Lee Hodges | 66 | 71 | 70 | 67 | 274 | 8.5 | 19,115.58 |
| T47 | Christiaan Bezuidenhout | 66 | 70 | 68 | 70 | 274 | 8.5 | 19,115.57 |
| T47 | James Hahn | 70 | 68 | 65 | 71 | 274 | 8.5 | 19,115.57 |
| T47 | Bo Hoag | 68 | 69 | 70 | 67 | 274 | 8.5 | 19,115.57 |
| T47 | Martin Laird | 69 | 67 | 67 | 71 | 274 | 8.5 | 19,115.57 |
| T47 | Henrik Norlander | 69 | 67 | 72 | 66 | 274 | 8.5 | 19,115.57 |
| T47 | Chez Reavie | 68 | 71 | 69 | 66 | 274 | 8.5 | 19,115.57 |
| T54 | Luke Donald | 70 | 68 | 66 | 71 | 275 | 5.64 | 16,863.00 |
| T54 | Lucas Glover | 70 | 66 | 71 | 68 | 275 | 5.64 | 16,863.00 |
| T54 | Chris Gotterup | 70 | 69 | 69 | 67 | 275 | - | 16,863.00 |
| T54 | Ben Kohles | 65 | 70 | 71 | 69 | 275 | 5.64 | 16,863.00 |
| T54 | Kelly Kraft | 66 | 73 | 68 | 68 | 275 | 5.64 | 16,863.00 |
| T54 | Keith Mitchell | 68 | 68 | 70 | 69 | 275 | 5.64 | 16,863.00 |
| T54 | Justin Rose | 73 | 66 | 67 | 69 | 275 | 5.64 | 16,863.00 |
| T61 | Brett Drewitt | 67 | 67 | 71 | 71 | 276 | 4.2 | 15,841.00 |
| T61 | Michael Gligic | 65 | 73 | 71 | 67 | 276 | 4.2 | 15,841.00 |
| T61 | Mark Hubbard | 70 | 69 | 70 | 67 | 276 | 4.2 | 15,841.00 |
| T61 | K.H. Lee | 67 | 71 | 66 | 72 | 276 | 4.2 | 15,841.00 |
| T61 | Sam Ryder | 67 | 70 | 69 | 70 | 276 | 4.2 | 15,841.00 |
| T61 | Rory Sabbatini | 68 | 71 | 72 | 65 | 276 | 4.2 | 15,841.00 |
| T61 | Chris Stroud | 69 | 70 | 70 | 67 | 276 | 4.2 | 15,841.00 |
| T68 | Joseph Bramlett | 70 | 69 | 72 | 66 | 277 | 3.2 | 15,111.00 |
| T68 | Charley Hoffman | 68 | 68 | 69 | 72 | 277 | 3.2 | 15,111.00 |
| T68 | Martin Trainer | 67 | 67 | 72 | 71 | 277 | 3.2 | 15,111.00 |
| T71 | Jonathan Byrd | 70 | 69 | 73 | 66 | 278 | 2.75 | 14,600.00 |
| T71 | Brian Harman | 67 | 69 | 73 | 69 | 278 | 2.75 | 14,600.00 |
| T71 | Kramer Hickok | 66 | 70 | 70 | 72 | 278 | 2.75 | 14,600.00 |
| T71 | Aaron Rai | 70 | 69 | 66 | 73 | 278 | 2.75 | 14,600.00 |
| 75 | Jared Wolfe | 68 | 70 | 70 | 71 | 279 | 2.5 | 14,235.00 |
| T76 | Blake McShea | 69 | 65 | 70 | 76 | 280 | - | 14,016.00 |
| T76 | Adam Scott | 68 | 70 | 74 | 68 | 280 | 2.35 | 14,016.00 |
| T78 | Rafa Cabrera Bello | 65 | 72 | 72 | 72 | 281 | - | 13,724.00 |
| T78 | Adam Svensson | 70 | 69 | 70 | 72 | 281 | 2.15 | 13,724.00 |
| 80 | David Skinns | 70 | 69 | 73 | 70 | 282 | 2 | 13,505.00 |
| T81 | Joel Dahmen | 69 | 68 | 76 | 70 | 283 | 1.85 | 13,286.00 |
| T81 | Nick Taylor | 67 | 71 | 73 | 72 | 283 | 1.85 | 13,286.00 |
| T83 | Jason Dufner | 66 | 73 | 71 | 74 | 284 | 1.65 | 12,994.00 |
| T83 | Shane Lowry | 71 | 68 | 74 | 71 | 284 | 1.65 | 12,994.00 |

# 2023 Wyndham Championship

Sedgefield Country Club; Greensboro, NC Purse: $7,600,000 Par: 35-35–70 Yards: 7,131 August 3 - August 6, 2023

LEADERS: First Round: Russell Henley at 8-under par. Second Round: Russell Henley at 12-under par. Third Round: Lucas Glover and Billy Horschel lead at 18-under par.

CUT: 73 players at 2-under 138 from a field of 156 professionals.

WEATHER: Thursday: Cloudy with intermittent showers. High of 72. Wind S 10-15 mph. Preferred lies were in effect in round one. Friday: Mostly cloudy with mist in the morning. High of 81. Wind NNE 5-10 mph. Preferred lies were in effect for the second round. Saturday: Partly cloudy. High of 88. Wind NE 4-8 mph. Sunday: Mostly sunny with afternoon thunderstorms. High of 89. Wind SW 10-15 mph. Due to inclement weather, play was suspended at 4:52 p.m. and resumed at 6:55 p.m. (suspension of 2 hours, 3 minutes).

**WINNER: Lucas Glover 66-64-62-68—260 (20-under-par) $1,368,000**

| POS | PLAYER | RND 1 | RND 2 | RND 3 | RND 4 | TOTAL | FEDEX PTS. | EARNINGS |
|---|---|---|---|---|---|---|---|---|
| 1 | Lucas Glover | 66 | 64 | 62 | 68 | 260 | 500.00 | 1,368,000.00 |
| T2 | Byeong Hun An | 63 | 67 | 65 | 67 | 262 | 245.00 | 676,400.00 |
| T2 | Russell Henley | 62 | 66 | 65 | 69 | 262 | 245.00 | 676,400.00 |
| 4 | Billy Horschel | 67 | 62 | 63 | 72 | 264 | 135.00 | 372,400.00 |
| T5 | Michael Kim | 72 | 65 | 62 | 68 | 267 | 105.00 | 293,550.00 |
| T5 | Webb Simpson | 67 | 69 | 68 | 63 | 267 | 105.00 | 293,550.00 |
| T7 | Cam Davis | 68 | 67 | 67 | 66 | 268 | 80.00 | 223,060.00 |
| T7 | J.T. Poston | 65 | 68 | 67 | 68 | 268 | 80.00 | 223,060.00 |
| T7 | Adam Scott | 65 | 71 | 69 | 63 | 268 | 80.00 | 223,060.00 |
| T7 | Adam Svensson | 63 | 67 | 70 | 68 | 268 | 80.00 | 223,060.00 |
| T7 | Brendon Todd | 67 | 63 | 70 | 68 | 268 | 80.00 | 223,060.00 |
| T12 | Charley Hoffman | 69 | 66 | 67 | 67 | 269 | 62.50 | 169,100.00 |
| T12 | Justin Thomas | 70 | 65 | 66 | 68 | 269 | 62.50 | 169,100.00 |
| T14 | Ludvig Åberg | 66 | 66 | 71 | 67 | 270 | 51.00 | 123,500.00 |
| T14 | Sam Burns | 69 | 69 | 65 | 67 | 270 | 51.00 | 123,500.00 |
| T14 | Eric Cole | 69 | 65 | 66 | 70 | 270 | 51.00 | 123,500.00 |
| T14 | Nicolai Hojgaard | 68 | 66 | 69 | 67 | 270 | - | 123,500.00 |
| T14 | Sungjae Im | 69 | 66 | 67 | 68 | 270 | 51.00 | 123,500.00 |
| T14 | Stephan Jaeger | 67 | 66 | 64 | 73 | 270 | 51.00 | 123,500.00 |
| T14 | Robert Streb | 69 | 65 | 68 | 68 | 270 | 51.00 | 123,500.00 |
| 21 | Thomas Detry | 66 | 71 | 64 | 70 | 271 | 43.00 | 93,100.00 |
| T22 | Ryan Brehm | 70 | 67 | 68 | 67 | 272 | 37.30 | 73,340.00 |
| T22 | Luke Donald | 72 | 63 | 69 | 68 | 272 | 37.30 | 73,340.00 |
| T22 | Taylor Moore | 69 | 67 | 73 | 63 | 272 | 37.30 | 73,340.00 |
| T22 | Matti Schmid | 67 | 71 | 66 | 68 | 272 | 37.30 | 73,340.00 |
| T22 | Davis Thompson | 68 | 66 | 69 | 69 | 272 | 37.30 | 73,340.00 |
| T27 | Nick Hardy | 70 | 65 | 66 | 72 | 273 | 28.75 | 53,200.00 |
| T27 | Nicholas Lindheim | 70 | 68 | 70 | 65 | 273 | 28.75 | 53,200.00 |
| T27 | Andrew Putnam | 67 | 71 | 68 | 67 | 273 | 28.75 | 53,200.00 |
| T27 | Chez Reavie | 71 | 67 | 66 | 69 | 273 | 28.75 | 53,200.00 |
| T27 | Austin Smotherman | 66 | 71 | 67 | 69 | 273 | 28.75 | 53,200.00 |
| T27 | Gary Woodland | 70 | 67 | 67 | 69 | 273 | 28.75 | 53,200.00 |
| T33 | Harris English | 73 | 65 | 70 | 66 | 274 | 21.10 | 41,420.00 |
| T33 | Chesson Hadley | 67 | 67 | 68 | 72 | 274 | 21.10 | 41,420.00 |
| T33 | Si Woo Kim | 70 | 67 | 69 | 68 | 274 | 21.10 | 41,420.00 |
| T33 | Kelly Kraft | 66 | 69 | 70 | 69 | 274 | 21.10 | 41,420.00 |
| T33 | Andrew Novak | 64 | 70 | 67 | 73 | 274 | 21.10 | 41,420.00 |
| T38 | Sam Bennett | 70 | 68 | 66 | 71 | 275 | - | 31,540.00 |
| T38 | Tyler Duncan | 68 | 66 | 71 | 70 | 275 | 15.00 | 31,540.00 |
| T38 | Matt Kuchar | 69 | 67 | 71 | 68 | 275 | 15.00 | 31,540.00 |
| T38 | Alex Noren | 72 | 66 | 68 | 69 | 275 | 15.00 | 31,540.00 |
| T38 | Sam Ryder | 67 | 71 | 67 | 70 | 275 | 15.00 | 31,540.00 |
| T38 | Greyson Sigg | 69 | 67 | 69 | 70 | 275 | 15.00 | 31,540.00 |
| T38 | J.J. Spaun | 68 | 70 | 69 | 68 | 275 | 15.00 | 31,540.00 |
| T45 | Peter Kuest | 66 | 69 | 69 | 72 | 276 | - | 22,116.00 |
| T45 | David Lipsky | 67 | 71 | 70 | 68 | 276 | 9.75 | 22,116.00 |
| T45 | Scott Piercy | 68 | 70 | 70 | 68 | 276 | 9.75 | 22,116.00 |
| T45 | Brandt Snedeker | 70 | 67 | 70 | 69 | 276 | 9.75 | 22,116.00 |
| T45 | Matt Wallace | 67 | 68 | 70 | 71 | 276 | 9.75 | 22,116.00 |
| T45 | Kyle Westmoreland | 66 | 70 | 65 | 75 | 276 | 9.75 | 22,116.00 |
| T51 | Christiaan Bezuidenhout | 69 | 68 | 69 | 71 | 277 | 6.62 | 18,164.00 |
| T51 | Zecheng Dou | 68 | 70 | 70 | 69 | 277 | 6.62 | 18,164.00 |
| T51 | Doug Ghim | 67 | 70 | 72 | 68 | 277 | 6.62 | 18,164.00 |
| T51 | Nate Lashley | 69 | 65 | 73 | 70 | 277 | 6.62 | 18,164.00 |
| T51 | Shane Lowry | 68 | 69 | 70 | 70 | 277 | 6.62 | 18,164.00 |
| T51 | Max McGreevy | 67 | 67 | 72 | 71 | 277 | 6.62 | 18,164.00 |
| T51 | Dylan Wu | 68 | 70 | 70 | 69 | 277 | 6.62 | 18,164.00 |
| T58 | Martin Laird | 66 | 72 | 68 | 72 | 278 | 5.10 | 17,176.00 |
| T58 | Troy Merritt | 70 | 63 | 70 | 75 | 278 | 5.10 | 17,176.00 |
| T58 | Vincent Norrman | 66 | 72 | 68 | 72 | 278 | 5.10 | 17,176.00 |
| T58 | Brandon Wu | 68 | 65 | 72 | 73 | 278 | 5.10 | 17,176.00 |
| T62 | Matt NeSmith | 69 | 69 | 73 | 68 | 279 | 4.50 | 16,720.00 |
| T62 | Scott Stallings | 67 | 69 | 69 | 74 | 279 | 4.50 | 16,720.00 |
| T64 | Joel Dahmen | 70 | 67 | 72 | 71 | 280 | 4.00 | 16,340.00 |
| T64 | C.T. Pan | 70 | 68 | 68 | 74 | 280 | 4.00 | 16,340.00 |
| T64 | Adam Schenk | 73 | 65 | 70 | 72 | 280 | 4.00 | 16,340.00 |
| T67 | Michael Gligic | 70 | 68 | 71 | 72 | 281 | 3.40 | 15,884.00 |
| T67 | Trey Mullinax | 70 | 68 | 71 | 72 | 281 | 3.40 | 15,884.00 |
| T67 | Carson Young | 72 | 64 | 73 | 72 | 281 | 3.40 | 15,884.00 |
| 70 | Wesley Bryan | 72 | 66 | 72 | 73 | 283 | 3.00 | 15,580.00 |
| T71 | Jim Herman | 70 | 67 | 76 | 72 | 285 | 2.85 | 15,352.00 |
| T71 | Richy Werenski | 67 | 68 | 74 | 76 | 285 | 2.85 | 15,352.00 |
| 73 | Carl Yuan | 69 | 67 | 73 | 77 | 286 | 2.70 | 15,124.00 |

# Round-By-Round Scoring Averages

**Wyndham Championship**
**Sedgefield Country Club – Par 70**
**(since scoring averages were kept in 1983)**

| Year | Round 1 | Round 2 | Round 3 | Round 4 | Average (to par) |
|---|---|---|---|---|---|
| 2023 | 69.974 | 69.231 | 68.753 | 69.603 | 69.467 (-.0540) |
| 2022 | 69.487 | 69.867 | 68.977 | 68.060 | 69.263 (-0.737) |
| 2021 | **68.353** | 68.997 | 69.257 | 68.000 | 68.878 (-1.130) |
| 2020 | 69.327 | 68.704 | 67.805 | 68.792 | 68.779 (-1.221) |
| 2019 | 67.987 | **68.455** | 68.494 | 67.645 | **68.175 (-1.825)** |
| 2018 | 68.712 | 69.193 | 68.914 | 67.500 | 68.690 (-1.310) |
| 2017 | 68.558 | 68.934 | 69.247 | 68.622 | 68.813 (-1.181) |
| 2016 | 69.735 | 68.955 | 69.073 | 68.453 | 68.972 (-1.028) |
| 2015 | 68.532 | 69.412 | 68.421 | 68.870 | 68.858 (-1.142) |
| 2014 | 69.699 | 69.009 | 69.208 | 68.597 | 69.209 (-0.791) |
| 2013 | 69.917 | 70.212 | 71.397 | 68.104 | 69.969 (-0.031) |
| 2012 | 69.590 | 69.414 | 68.587 | 69.627 | 69.373 (-0.627) |
| 2011 | 69.168 | 68.845 | 68.622 | 69.192 | 68.979 (-1.026) |
| 2010 | 68.542 | 68.837 | 67.231 | **67.128** | 68.183 (-1.817) |
| 2009 | 69.252 | 68.957 | **68.402** | 69.086 | 68.924 (-1.076) |
| 2008 | 68.890 | 69.053 | 68.487 | 68.167 | 68.753 (-1.247) |

**Forest Oaks Country Club – Par 72**

| Year | Round 1 | Round 2 | Round 3 | Round 4 | Average (to par) |
|---|---|---|---|---|---|
| 2007 | **69.718** | **69.985** | 70.047 | **70.360** | **70.028 (-1.972)** |
| 2006 | 70.000 | 72.492 | 71.947 | 70.724 | 71.273 (-0.727) |
| 2005 | 70.754 | 70.690 | **69.961** | 70.662 | 70.569 (-1.431) |
| 2004 | 70.107 | 71.443 | 72.243 | 71.100 | 71.087 (-0.913) |
| 2003 | 70.864 | 71.500 | 70.955 | 71.045 | 71.105 (-0.895) |
| 2002 | 72.737 | 72.503 | 72.535 | 72.211 | 72.543 (+0.543) |
| 2001 | 71.660 | 71.215 | 70.291 | 71.759 | 71.298 (-0.702) |
| 2000 | 72.744 | 72.203 | 73.772 | 73.278 | 72.831 (+0.831) |
| 1999 | 72.800 | 71.072 | 72.493 | 72.085 | 72.051 (+0.051) |
| 1998 | 71.744 | 72.263 | 71.844 | 73.922 | 72.294 (+0.294) |
| 1997 | 71.647 | 71.877 | 71.014 | 73.493 | 71.916 (-0.084) |
| 1996 | 73.923 | 72.673 | 71.603 | 72.128 | 72.820 (+0.820) |
| 1995 | 71.558 | 72.546 | 72.041 | 72.685 | 72.148 (+0.148) |
| 1994 | 72.477 | 73.708 | 72.711 | 72.132 | 72.870 (+0.870) |
| 1993 | 74.423 | 72.980 | 72.702 | 73.131 | 73.431 (+1.431) |
| 1992 | 72.452 | 72.750 | 72.301 | 72.466 | 72.530 (+0.530) |
| 1991 | 73.032 | 72.084 | 71.239 | 70.873 | 72.088 (+0.088) |
| 1990 | 74.329 | 73.929 | 74.000 | 72.451 | 73.845 (+1.845) |
| 1989 | 74.419 | 73.881 | 73.012 | 73.410 | 73.822 (+1.822) |
| 1988 | 72.653 | 72.620 | 72.395 | 72.963 | 72.652 (+0.652) |
| 1987 | 75.007 | 74.206 | 75.013 | 73.118 | 74.424 (+2.424) |
| 1986 | 73.252 | 72.655 | 73.097 | 71.833 | 72.790 (+0.790) |
| 1985 | 74.433 | 75.015 | 73.974 | 75.766 | 74.773 (+2.773) |
| 1984 | 74.049 | 75.343 | 73.247 | 72.671 | 74.100 (+2.100) |

## Tournament Records – Sedgefield Country Club

### 18 Holes

| | | | |
|---|---|---|---|
| 59 | Brandt Snedeker in first round | | 2018 |

### Opening 18

| | | | |
|---|---|---|---|
| 59 | Brandt Snedeker | | 2018 |

### Through 36 Holes

| | | | |
|---|---|---|---|
| 125 | Carl Pettersson | (64-61) | 2008 |
| 128 | Tommy Gainey | (63-65) | 2011 |
| | Jimmy Walker | (68-62) | 2012 |
| 131 | George Archer | (67-64) | 1967 |
| | Arnold Palmer | (64-67) | 1970 |
| | Billy Casper | (67-64) | 1973 |
| | Webb Simpson | (66-65) | 2011 |

### Through 54 Holes

| | | | |
|---|---|---|---|
| 191 | Carl Pettersson | (64-61-66) | 2008 |
| 195 | Jason Gore | (66-67-62) | 2015 |
| 195 | Webb Simpson | (66-65-64) | 2011 |
| 196 | Sergio Garcia | (67-63-66) | 2012 |
| 199 | George Archer | (67-64-68) | 1967 |
| | Dave Stockton | (67-67-65) | 1967 |
| | Billy Casper | (67-64-68) | 1973 |
| | Lou Graham | (68-64-67) | 1973 |

### Through 72 Holes

| | | | |
|---|---|---|---|
| 258 | Henrik Stenson | (62-66-66-64) | 2017 |
| | J.T. Poston | (65-65-66-62) | 2019 |
| 259 | Si Woo Kim | (68-60-64-67) | 2016 |
| | Carl Pettersson | (64-61-66-68) | 2008 |
| | Brandt Snedeker | (59-67-68-65) | 2018 |

### Highest winning total, 72 holes

| | | | |
|---|---|---|---|
| 278 | Lloyd Mangrum | (70-66-69-73) | 1948 |

### Course Record

59 Brandt Snedeker, Wyndham Championship, 2018

## Tournament Records – Starmount Forest Country Club

**Lowest 18 Holes**

| | | |
|---|---|---|
| 64 | Dave Douglas in 2nd round | 1952 |
| 64 | Fred Wampler in 3rd round | 1956 |
| 64 | Mike Fetchick in 4th round | 1956 |
| 64 | Don January in 4th round | 1958 |

**Lowest Opening 18**

| | | |
|---|---|---|
| 66 | Sam Snead | 1938 |
| 66 | Harold McSpaden | 1949 |
| 66 | Frank Stranahan | 1949 |
| 66 | Mike Fetchick | 1959 |
| 66 | Dow Finsterwald | 1959 |
| 66 | Thorne Wood | 1960 |

**Lowest 36 Holes**

| | | |
|---|---|---|
| 133 | Mike Fetchick (66-67) | 1959 |

**Lowest 54 Holes**

| | | |
|---|---|---|
| 201 | Dow Finsterwald (66-68-65) | 1959 |
| 201 | Sam Snead (68-66-67) | 1960 |

**Lowest 72 Holes**

| | | |
|---|---|---|
| 270 | Sam Snead (68-67-66-68) | 1960 |

**Highest winning total 72 holes**

| | | |
|---|---|---|
| 286 | Vic Ghezzi (69-72-72-73) | 1947 |

## Tournament Records – Sedgefield and Forest Oaks Country Clubs

**Low 9-Hole Score - Front Side at Sedgefield since 2008**

| | | |
|---|---|---|
| 27 | Brandt Snedeker, first round | 2018 |
| | Tom Kim, final round | 2022 |

**Low 9-Hole Score - Back Side at Sedgefield since 2008**

| | | |
|---|---|---|
| 28 | Webb Simpson, first round | 2019 |
| | Briny Baird, third round | 2008 |

**Low 18 Holes**

| | | |
|---|---|---|
| 59 | Brandt Snedeker, first round | 2018 |

**Lowest First-Round Score**

| | | |
|---|---|---|
| 59 | Brandt Snedeker | 2018 |

**Lowest First-Round Score by Tournament Winner**

| | | |
|---|---|---|
| 59 | Brandt Snedeker | 2018 |

**Lowest Second-Round Score**

| | | |
|---|---|---|
| 60 | Si Woo Kim | 2016 |

**Lowest Second-Round Score by Tournament Winner**

| | | |
|---|---|---|
| 60 | Si Woo Kim | 2016 |

**Lowest Third-Round Score**

| | | |
|---|---|---|
| 61 | Kevin Na | 2010 |
| | Zach Johnson | 2020 |
| | Jim Herman | 2020 |

**Lowest Third-Round Score by Tournament Winner**

| | | |
|---|---|---|
| 64 | Webb Simpson | 2011 |

**Lowest Final-Round Score**

| | | |
|---|---|---|
| 61 | Tom Kim | 2022 |

**Lowest Final-Round Score by Tournament Winner**

| | | |
|---|---|---|
| 61 | Tom Kim | 2022 |

**Lowest 36-Hole Total**

| | | |
|---|---|---|
| 125 | Carl Pettersson | 2008 |

**Lowest Consecutive Rounds**

| | | |
|---|---|---|
| 124 | Si Woo Kim, 2nd and 3rd | 2016 |
| | Jim Herman, 3rd and 4th | 2020 |

**Highest Cut**

| | |
|---|---|
| +5 | 1987, 1997 |

**Lowest Cut**

| | |
|---|---|
| -4 | 2019 |

**Best 2nd 36 Holes**

| | | |
|---|---|---|
| 124 | Jim Herman | 2020 |

**Lowest 54-Hole Total**

| | | |
|---|---|---|
| 191 | Carl Pettersson | 2008 |

**Lowest 72-Hole Total (-22)**

| | | |
|---|---|---|
| 258 | Henrik Stenson | 2017 |
| | J.T. Poston | 2019 |

**Highest Finish by a Winner**

| | | |
|---|---|---|
| 77 | Dow Finsterwald | 1959 |

**Highest Winning 72-Hole Total**

| | | |
|---|---|---|
| 285 | Joey Sindelar | 1985 |
| | Danny Edwards | 1982 |

## Tournament Records – since 1938

**Largest Margin of Victory**

| | | |
|---|---|---|
| 10 | Sam Snead | 1950 |
| 9 | Ben Hogan | 1940 |
| 8 | Byron Nelson | 1945 |

**Largest 18-hole Lead**

| | | |
|---|---|---|
| 4 | Lawson Little | 1939 |
| 4 | Brandt Snedeker | 2018 |
| 3 | Sam Snead | 1964 |
| 3 | Tom Weiskopf | 1975 |

**Largest 36-Hole Lead**

| | | |
|---|---|---|
| 5 | Sam Snead | 1956 |
| 5 | Tom Weiskopf | 1975 |
| 5 | Sandy Lyle | 1986 |
| 4 | Julius Boros | 1957 |

**Largest 54-Hole Lead**

| | | |
|---|---|---|
| 8 | Sam Snead | 1950 |
| 7 | Ben Hogan | 1940 |

**Highest First Round By Tourney Winner**

| | | |
|---|---|---|
| 75 | Bud Allin | 1971 |

**Highest Final Round By Tourney Winner**

| | | |
|---|---|---|
| 77 | Dow Finsterwald | 1959 |

**Wire-to-Wire Winners (9*)**

| | |
|---|---|
| 1938 | Sam Snead |
| 1940 | Ben Hogan |
| 1950 | Sam Snead |
| 1968 | Billy Casper* |
| 1975 | Tom Weiskopf |
| 1994 | Mike Springer |
| 1999 | Jesper Parnevik |
| 2010 | Arjun Atwal* |
| 2018 | Brandt Snedeker |

** – The PGA TOUR defines wire-to-wire as leading after each round without ties; Casper and Atwal shared the lead after at least one round.*

## Shortened and Delayed Tournaments

In the 81-year history of the Wyndham Championship, no tournament has been shortened due to weather. However, the tournament finish has been delayed four times:

| | |
|---|---|
| 1940 | Final round delayed three days by snow; Ben Hogan won by nine strokes |
| 1968 | Final round postponed due to assassination of Martin Luther King Jr.; Billy Casper won the tournament |
| 1983 | Third-round play suspended at noon Saturday due to thunderstorms; third round played Sunday; Lanny Wadkins won the tournament Monday |
| 2012 | Final round delayed until Monday; course received 1.6 inches of rain Saturday night and .60 inches during Sunday's fourth round with winner Sergio Garcia's final pairing on the fifth hole |

## Multiple Winners (10)

| | | |
|---|---|---|
| 8 | Sam Snead | 1938, '46, '49, '50, '55, '56, '60, '65 |

*Tied for PGA TOUR record for most wins in an official event.*

| | | |
|---|---|---|
| 3 | Davis Love III | 1992, 2006 and 2015 |
| 2 | George Archer | 1967 and 1972 |
| | Billy Casper | 1962 and 1968 |
| | Danny Edwards | 1977 and 1982 |
| | Sandy Lyle | 1986 and 1988 |
| | Rocco Mediate | 1993 and 2002 |
| | Byron Nelson | 1941 and 1945 |
| | Doug Sanders | 1963 and 1966 |
| | Brandt Snedeker | 2007 and 2018 |

## Back-to-Back Winners (2)

| | | |
|---|---|---|
| Sam Snead | 1949-50 | 1955-56 |

## Oldest/Youngest Winners

**Sam Snead (1965)**
52 years, 10 months, 8 days

**Tom Kim (2022)**
20 years, 1 month, 17 days

**Seve Ballesteros (1978)**
20 years, 11 months, 24 days

## First-Time PGA TOUR Winners (20)

| | |
|---|---|
| Sam Byrd | 1942 |
| Art Doering | 1951 |
| Earl Stewart | 1953 |
| Stan Leonard | 1957 |
| Bob Goalby | 1958 |
| Bud Allin | 1971 |
| Danny Edwards | 1977 |
| #Seve Ballesteros | 1978 |
| Joey Sindelar | 1985 |
| Steve Elkington | 1990 |
| Mike Springer | 1994 |
| Frank Nobilo | 1997 |
| Brandt Snedeker | 2007 |
| Ryan Moore | 2009 |
| *Arjun Atwal | 2010 |
| Webb Simpson | 2011 |
| Patrick Reed | 2013 |
| Si Woo Kim | 2016 |
| J.T. Poston | 2019 |
| •Tom Kim | 2022 |

*#–Ballesteros had four European Tour wins prior to 1978, but this tournament was his first PGA TOUR victory.*

**–Atwal had nine international wins prior to 2010, but this tournament was his first PGA TOUR victory.*

*•Kim had six international wins, but this was his first PGA TOUR win.*

## International Winners (20)

| | | |
|---|---|---|
| 1957 | Stan Leonard | Canada |
| 1970 | Gary Player | South Africa |
| 1973 | Chi Chi Rodriguez | Puerto Rico |
| 1974 | Bob Charles | New Zealand |
| 1978 | Seve Ballesteros | Spain |
| 1986 | Sandy Lyle | Scotland |
| 1988 | Sandy Lyle | Scotland |
| 1990 | Steve Elkington | Australia |
| 1997 | Frank Nobilo | New Zealand |
| 1998 | Trevor Dodds | Namibia |
| 1999 | Jesper Parnevik | Sweden |
| 2003 | Shigeki Maruyama | Japan |
| 2005 | K.J. Choi | South Korea |
| 2008 | Carl Pettersson | Sweden |
| 2010 | Arjun Atwal | India |
| 2012 | Sergio Garcia | Spain |
| 2014 | Camilo Villegas | Colombia |
| 2016 | Si Woo Kim | South Korea |
| 2017 | Henrik Stenson | Sweden |
| 2022 | Tom Kim | South Korea |

## Winners Representing ACC Schools (8)

| | | |
|---|---|---|
| 1961 | Mike Souchak | Duke |
| 1979 | Raymond Floyd | North Carolina |
| 1983 | Lanny Wadkins | Wake Forest |
| 92, 06, 15 | Davis Love III | North Carolina |
| 2001 | Scott Hoch | Wake Forest |
| 2008 | Carl Pettersson | N.C. State |
| 2011 | Webb Simpson | Wake Forest |
| 2023 | Lucas Glover | Clemson |

## Winners Who Are North Carolina Natives (5)

| | | |
|---|---|---|
| 1979 | Raymond Floyd | Fort Bragg |
| 92, 06, 15 | Davis Love III | Charlotte |
| 2001 | Scott Hoch | Raleigh |
| 2011 | Webb Simpson | Raleigh |
| 2019 | J.T. Poston | Hickory |

## Winners With The First-Round Lead since 1976 (6)

| | |
|---|---|
| Danny Edwards (T) | 1982 |
| Mike Springer | 1994 |
| Jesper Parnevik | 1999 |
| Arjun Atwal | 2010 |
| Camilo Villegas | 2014 |
| Brandt Snedeker | 2018 |

## Winners With The Second-Round Lead since 1976 (18)

| | |
|---|---|
| Al Geiberger (T) | 1976 |
| Danny Edwards (T) | 1977 |
| Craig Stadler | 1980 |
| Larry Nelson | 1981 |
| Andy Bean | 1984 |
| Sandy Lyle | 1986 |
| Ken Green (T) | 1989 |
| Mike Springer | 1994 |
| Jesper Parnevik | 1999 |
| Hal Sutton | 2000 |
| Shigeki Maruyama | 2003 |
| Brent Geiberger | 2004 |
| Carl Pettersson | 2008 |
| Ryan Moore | 2009 |
| Arjun Atwal (T) | 2010 |
| Patrick Reed | 2013 |
| Si Woo Kim | 2016 |
| Brandt Snedeker | 2018 |

## Winners With The Third-Round Lead since 1976 (30)

*Since 1950, 40 Wyndham Championship winners have either held or shared (T) the third-round lead, including 17 of the last 25 winners:*

| | |
|---|---|
| Al Geiberger | 1976 |
| Danny Edwards | 1977 |
| Craig Stadler | 1980 |
| Larry Nelson | 1981 |
| Danny Edwards | 1982 |
| Lanny Wadkins (T) | 1983 |
| Andy Bean | 1984 |
| Sandy Lyle | 1986 |
| Scott Simpson | 1987 |
| Sandy Lyle | 1988 |
| Ken Green | 1989 |
| Mike Springer | 1994 |
| Mark O'Meara (T) | 1996 |
| Jesper Parnevik | 1999 |
| Hal Sutton | 2000 |
| Scott Hoch | 2001 |
| Rocco Mediate | 2002 |
| Shigeki Maruyama | 2003 |
| Brent Geiberger (T) | 2004 |
| K.J. Choi (T) | 2005 |
| Davis Love III (T) | 2006 |
| Carl Pettersson | 2008 |
| Arjun Atwal | 2010 |
| Webb Simpson | 2011 |
| Sergio Garcia | 2012 |
| Patrick Reed | 2013 |
| Si Woo Kim | 2016 |
| Henrik Stenson | 2017 |
| Brandt Snedeker | 2018 |
| Lucas Glover (T) | 2023 |

## Tournaments With One-Shot Margin of Victory – Regulation (17)

| | | |
|---|---|---|
| 1948 | 1952 | 1955 |
| 1962 | 1973 | 1974 |
| 1978 | 1979 | 1982 |
| 1985 | 1995 | 2001 |
| 2010 | 2014 | 2015 |
| 2019 | 2020 | |

## Best Finish By an Amateur

| | | |
|---|---|---|
| 2008 | Danny Lee | T-20 |

## Winners Without a Bogey

2019 J.T. Poston

## Winners Claiming Majors In The Same Year (7)

| | | |
|---|---|---|
| 1939 | Ralph Guldahl | The Masters |
| 1945 | Byron Nelson | PGA |
| 1946 | Sam Snead | The British Open |
| 1949 | Sam Snead | The Masters, PGA |
| 1981 | Larry Nelson | PGA |
| 1987 | Scott Simpson | The U.S. Open |
| 1988 | Sandy Lyle | The Masters |

*See a list of Wyndham Champions who went on to be Major Champions on the next page.*

## Wyndham Championship Winners who also won the Masters (16)

| | Year(s) Won Wyndham | Year(s) Won Masters |
|---|---|---|
| Byron Nelson | 1941,'45 | 1937, '42 |
| Ralph Guldahl | 1939 | 1939 |
| Sam Snead | 1938, '46, '49, '50, '55, '56, '60, '65 | 1949, '52, '54 |
| Ben Hogan | 1940 | 1951, '53 |
| Doug Ford | 1954 | 1957 |
| Gary Player | 1970 | 1961, '74, '78 |
| Bob Goalby | 1958 | 1968 |
| George Archer | 1967, '72 | 1969 |
| Billy Casper | 1962, '68 | 1970 |
| Raymond Floyd | 1979 | 1976 |
| Seve Ballesteros | 1978 | 1980, '83 |
| Craig Stadler | 1980 | 1982 |
| Sandy Lyle | 1986, '88 | 1988 |
| Mark O'Meara | 1996 | 1998 |
| Sergio Garcia | 2012 | 2017 |
| Patrick Reed | 2013 | 2018 |

## Wyndham Championship Winners who also won the U.S. Open (12)

| | Year(s) Won Wyndham | Year(s) Won U.S. Open |
|---|---|---|
| Ralph Guldahl | 1939 | 1937, '38 |
| Byron Nelson | 1941, '45 | 1939 |
| Lloyd Mangrum | 1948 | 1946 |
| Ben Hogan | 1940 | 1948, '50, '51, '53 |
| Julius Boros | 1964 | 1952, '63 |
| Billy Casper | 1962, '68 | 1959, '66 |
| Gene Littler | 1969 | 1961 |
| Gary Player | 1970 | 1965 |
| Larry Nelson | 1981 | 1983 |
| Raymond Floyd | 1979 | 1986 |
| Scott Simpson | 1987 | 1987 |
| Webb Simpson | 2011 | 2012 |

## Wyndham Championship Winners who also won the Open Championship (8)

| | Year(s) Won Wyndham | Year(s) Won Open |
|---|---|---|
| Sam Snead | 1938, '46, '49, '50, '55, '56, '60, '65 | 1946 |
| Ben Hogan | 1940 | 1953 |
| Gary Player | 1970 | 1959, '68, '74 |
| Bob Charles | 1974 | 1963 |
| Tom Weiskopf | 1975 | 1973 |
| Seve Ballesteros | 1978 | 1979, '84, '88 |
| Sandy Lyle | 1986, '88 | 1985 |
| Mark O'Meara | 1996 | 1998 |

## Wyndham Championship Winners who also won the PGA Championship (16)

| | Year(s) Won Wyndham | Year(s) Won PGA |
|---|---|---|
| Byron Nelson | 1941, '45 | 1940, '45 |
| Vic Ghezzi | 1947 | 1941 |
| Sam Snead | 1938, '46, '49, '50, '55, '56, '60, '65 | 1942, '49, '51 |
| Ben Hogan | 1940 | 1946, '48 |
| Doug Ford | 1954 | 1955 |
| Dow Finsterwald | 1959 | 1958 |
| Gary Player | 1970 | 1962, '72 |
| Al Geiberger | 1976 | 1966 |
| Julius Boros | 1964 | 1968 |
| Raymond Floyd | 1979 | 1969, '82 |
| Lanny Wadkins | 1983 | 1977 |
| Larry Nelson | 1981 | 1981, '87 |
| Hal Sutton | 2000 | 1983 |
| Steve Elkington | 1990 | 1995 |
| Mark Brooks | 1991 | 1996 |
| Davis Love III | 1992, '2006, '15 | 1997 |

## Holes-in-One (31)

*All aces in recorded Wyndham Championship history (since 1983 when the PGA TOUR began keeping hole-by-hole statistics) prior to 2008 came at Forest Oaks Country Club. The tournament moved back to Sedgefield Country Club in 2008.*

| | | |
|---|---|---|
| Hole 8 | Raymond Floyd, fourth round | 1984 |
| Hole 8 | Barry Jaeckel, second round | 1985 |
| Hole 8 | Jim Carter, fourth round | 1987 |
| Hole 17 | Tommy Price, second round | 1990 |
| Hole 12 | Clarence Rose, second round | 1991 |
| Hole 8 | Bill Britton, second round | 1994 |
| Hole 8 | Michael Bradley, first round | 1995 |
| Hole 12 | Andy North, first round | 1995 |
| Hole 4 | Clark Dennis, second round | 1998 |
| Hole 12 | Hal Sutton, fourth round | 1998 |
| Hole 4 | Steve Jones, fourth round | 2002 |
| Hole 4 | Billy Andrade, third round | 2003 |
| Hole 17 | Justin Rose, first round | 2004 |
| Hole 17 | Michael Putnam, first round | 2007 |
| Hole 8 | Billy Mayfair, third round | 2007 |
| Hole 3 | Steve Elkington, first round | 2009 |
| Hole 3 | Brendan Gielow, first round | 2010 |
| Hole 16 | *Derek Lamely, second round | 2011 |
| Hole 12 | Jeff Overton, third round | 2012 |
| Hole 7 | David Toms, third round | 2014 |
| Hole 12 | Kevin Foley, third round | 2014 |
| Hole 3 | Scott Brown, final round | 2015 |
| Hole 16 | *Luke Donald, first round | 2016 |
| Hole 16 | Shawn Stefani, third round | 2016 |
| Hole 16 | Peter Malnati, third round | 2016 |
| Hole 3 | Scott Brown, final round | 2016 |
| Hole 3 | Roberto Castro, final round | 2017 |
| Hole 16 | *Ben Crane, final round | 2017 |
| Hole 16 | Martin Flores, final round | 2017 |
| Hole 16 | #C.T. Pan, final round | 2020 |
| Hole 16 | *#Chesson Hadley, final round | 2021 |
| Hole 16 | *#Joseph Bramlett | 2022 |

** – Won "vacations for life" from Wyndham Rewards*
*# - Won a million Wyndham Rewards Points for Charity*

## Double-Eagles (since 1970)

*All double-eagles in recorded Wyndham Championship history have occurred at Sedgefield Country Club with the exception of Sieckmann's shot in 1993, which came at Forest Oaks Country Club.*

| | |
|---|---|
| Rod Curl | 1972 |
| Larry Wise | 1974 |
| Lee Elder, fourth round, hole 15 | 1975 |
| Tom Sieckmann, third round, hole 9 | 1993 |
| Fabian Gomez, first round, hole 15 | 2011 |
| Johnson Wagner, second round, hole 5 | 2017 |
| Charley Hoffman, final round, hole 15 | 2023 |

## Most Birdies In One Tournament

29 Henrik Stenson 2017

## Total Birdies Leaders

| Yr. | # Birdies | Player(s) |
|---|---|---|
| 2022 | 25 | Tom Kim |
| 2021 | 26 | Adam Scott |
| 2020 | 25 | Si Woo Kim |
| 2019 | 25 | Billy Horschel |
| 2018 | 25 | C.T. Pan |
| 2017 | 29 | Henrik Stenson |
| 2016 | 26 | Si Woo Kim |
| 2015 | 23 | Jonas Blixt |
| 2014 | 22 | Bill Haas, Andres Romero |
| 2013 | 22 | Jordan Spieth |
| 2012 | 22 | Justin Leonard |
| 2011 | 21 | John Mallinger, Aron Price |
| 2010 | 26 | Lucas Glover |
| 2009 | 25 | Michael Allen |
| 2008 | 25 | Carl Pettersson |
| 2007 | 28 | Jeff Maggert |
| 2006 | 24 | Davis Love III |
| 2005 | 27 | Charles Warren |
| 2004 | 23 | Joe Ogilvie, David Toms, Matt Gogel |
| 2003 | 24 | Shigeki Maruyama |
| 2002 | 23 | Paul Stankowski |
| 2001 | 24 | Kevin Sutherland |
| 2000 | 21 | Brian Henninger |
| 1999 | 27 | Jesper Parnevik |
| 1998 | 24 | Neal Lancaster |
| 1997 | 21 | Mike Standly |
| 1996 | 20 | Hisayuki Sasaki |
| 1995 | 22 | Jim Gallagher Jr., Jeff Sluman |
| 1994 | 21 | Mike Springer |
| 1993 | 17 | David Edwards, Mark O'Meara |
| 1992 | 20 | Tom Byrum |
| 1991 | 21 | Mark Brooks |
| 1990 | 18 | Paul Azinger |
| 1989 | 23 | Ken Green |
| 1988 | 21 | Keith Clearwater |
| 1987 | 18 | Don Shirey, Jr. |
| 1986 | 19 | Bobby Clampett, Sandy Lyle |
| 1985 | 17 | Ed Fiori, Corey Pavin |
| 1984 | 18 | Gavan Levenson |
| 1983 | 18 | Lanny Wadkins |
| 1982 | 18 | Denis Watson, Ben Crenshaw, Doug Black, Gary Hallberg |
| 1981 | 18 | Larry Nelson |
| 1980 | 17 | Tim Simpson, Bob Gilder, Bruce Devlin, George Burns, Jerry Pate |

## Wyndham Championship Playoffs (17)

| Year | Winner | Runner(s)-Up | Number of Extra Holes |
|---|---|---|---|
| 1949 | Sam Snead | Lloyd Mangrum | 18 |
| 1953 | Earl Stewart Jr. | Sam Snead, Doug Ford, Art Wall | 19 |
| 1954 | Doug Ford | Marty Furgol | 18 |
| 1956 | Sam Snead | Fred Wampler | 2 |
| 1964 | Julius Boros | Doug Sanders | 1 |
| 1966 | Doug Sanders | Tom Weiskopf | 2 |
| 1969 | Gene Littler | Julius Boros, Orville Moody, Tom Weiskopf | 5 |
| 1971 | Bud Allin | Dave Eichelberger, Rod Funseth | 1 |
| 1972 | George Archer | Tommy Aaron | 2 |
| 1981 | Larry Nelson | Mark Hayes | 1 |
| 1988 | Sandy Lyle | Ken Green | 1 |
| 1991 | Mark Brooks | Gene Sauers | 3 |
| 1997 | Frank Nobilo | Brad Faxon | 1 |
| 1998 | Trevor Dodds | Scott Verplank | 1 |
| 2009 | Ryan Moore | Kevin Stadler, Jason Bohn | 3 |
| 2013 | Patrick Reed | Jordan Spieth | 2 |
| 2021 | Kevin Kisner | Branden Grace, Si Woo Kim, Kevin Na, Adam Scott, Roger Sloan | 2 |

## Best Come-From-Behind Win

7 Back Steve Elkington (1990), Mark Brooks (1991), Jim Gallagher Jr. (1995)

## Players with Multiple Runner-Up Finishes

| | |
|---|---|
| 3 | George Burns, Sam Snead |
| 2 | George Archer, Jason Bohn, Brad Faxon, Dow Finsterwald, Lloyd Mangrum, Doug Sanders, Jeff Sluman, Mike Souchak, Craig Stadler, Lee Trevino, Art Wall, Tom Weiskopf, Webb Simpson |

## All Wyndham Championship Runners-Up

| | |
|---|---|
| 1938 | Johnny Revolta |
| 1939 | Clayton Heafner, Lawson Little |
| 1940 | Craig Wood |
| 1941 | Vic Ghezzi |
| 1942 | Ben Hogan, Lloyd Mangrum |
| 1945 | Sam Byrd |
| 1946 | Herman Keiser |
| 1947 | Frank Stranahan |
| 1948 | Lew Worsham |
| 1949 | Lloyd Mangrum |
| 1950 | Jimmy Demaret |
| 1951 | Jim Ferrier |
| 1952 | Bobby Locke |
| 1953 | Sam Snead |
| 1954 | Marty Furgol |
| 1955 | Julius Boros, Art Wall |
| 1956 | Fred Wampler |
| 1957 | Mike Souchak |
| 1958 | Dow Finsterwald, Don January, Tony Lema, Sam Snead, Art Wall |
| 1959 | Art Wall |
| 1960 | Dow Finsterwald |
| 1961 | Sam Snead |
| 1962 | Mike Souchak |
| 1963 | Jimmy Clark |
| 1964 | Doug Sanders |
| 1965 | Billy Casper, Jack McGowan, Phil Rogers |
| 1966 | Tom Weiskopf |
| 1967 | Doug Sanders |
| 1968 | George Archer, Gene Littler, Bobby Nichols |
| 1969 | Julius Boros, Orville Moody, Tom Weiskopf |
| 1970 | Miller Barber |
| 1971 | Dave Eichelberger, Rod Funseth |
| 1972 | Tommy Aaron |
| 1973 | Lou Graham, Ken Still |
| 1974 | Raymond Floyd, Lee Trevino |
| 1975 | Al Geiberger |
| 1976 | Lee Trevino |
| 1977 | George Burns, Larry Nelson |
| 1978 | Jack Renner, Fuzzy Zoeller |
| 1979 | George Burns, Gary Player |
| 1980 | George Burns, Bill Kratzert, Jack Newton, Jerry Pate |
| 1981 | Mark Hayes |
| 1982 | Bobby Clampett |
| 1983 | Craig Stadler, Denis Watson |
| 1984 | George Archer |
| 1985 | Isao Aoki, Craig Stadler |
| 1986 | Andy Bean |
| 1987 | Clarence Rose |
| 1988 | Ken Green |
| 1989 | John Huston |
| 1990 | Mike Reid, Jeff Sluman |
| 1991 | Gene Sauers |
| 1992 | John Cook |
| 1993 | Steve Elkington |
| 1994 | Brad Bryant, Ed Humenik, Hale Irwin |
| 1995 | Peter Jacobson, Jeff Sluman |
| 1996 | Duffy Waldorf |
| 1997 | Brad Faxon |
| 1998 | Scott Verplank |
| 1999 | Jim Furyk |
| 2000 | Andrew Magee |
| 2001 | Brett Quigley, Scott Simpson |
| 2002 | Mark Calcavecchia |
| 2003 | Brad Faxon |
| 2004 | Michael Allen |
| 2005 | Shigeki Murayama |
| 2006 | Jason Bohn |
| 2007 | Tim Petrovic, Billy Mayfair, Jeff Overton |
| 2008 | Scott McCarron |
| 2009 | Jason Bohn, Kevin Stadler |
| 2010 | David Toms |
| 2011 | George McNeill |
| 2012 | Tim Clark |
| 2013 | Jordan Spieth |
| 2014 | Bill Haas, Freddie Jacobson |
| 2015 | Jason Gore |
| 2016 | Luke Donald |
| 2017 | Ollie Schniederjans |
| 2018 | C.T. Pan, Webb Simpson |
| 2019 | Webb Simpson |
| 2020 | Billy Horschel |
| 2021 | Branden Grace, Si Woo Kim, Kevin Na, Adam Scott, Roger Sloan |
| 2022 | Sungjae Im, John Huh |
| 2023 | Russell Henley; Byeong Hun An |

## All-Time Top-10 Finishes – Wyndham Championship
## Tournaments contested at Starmount Forest, Sedgefield and Forest Oaks Country Clubs

**(bold=streaks of three consecutive or better)**

| | |
|---|---|
| Sam Snead (23) | Win-1938, 8th-1941, T7-1942, 6th-1945, Win-1946, **Win-1949, Win-1950, 3rd-1951, T3-1952, 2nd-1953, T3-1954, Win-1955, Win-1956, T8-1957, T2-1958, T3-1959, Win-1960, 2nd-1961, 3rd-1962, T7-1963, 3rd-1964, Win-1965,** T10-1967 |
| Webb Simpson (10) | T8-2010, Win-2011, T5-2014, T6-2015, **3rd-2017, T2-2018, 2nd-2019, T3-2020, T7-2021,** T5-2023 |
| Al Geiberger (9) | **5th-1965, T6-1966, T10-1967, T5-1968,** T7-1971, **T10-1974, 2nd-1975, Win-1976, T8-1977** |
| Julius Boros (8) | T7-1952, 7th-1953, T2-1955, T3-1957, T10-1962, Win-1964, T2-1969, T7-1972 |
| Billy Maxwell (8) | T4-1955, T5-1956, **T10-1958, T5-1959, T6-1960, 3rd-1961, 4th-1962,** 10th-1970 |
| Gary Player (8) | T3-1957, T7-1958, 5th-1960, T7-1963, **T8-1968, 5th-1969, Win-1970,** T2-1979 |
| Doug Sanders (8) | T9-1960, T10-1961, Win-1963, 2nd-1964, **Win-1966, 2nd-1967, T5-1968,** T7-1973 |
| Miller Barber (7) | T7-1965, T3-1966, T8-1968, 2nd-1970, T5-1971, 3rd-1976, T10-1983 |
| Jim Ferrier (7) | T4-1946 T5-1948, **T10-1950, 2nd-1951, T3-1952,** T5-1954, T7-1962 |
| Davis Love III (7) | T9-1991, Win-1992, 6th-1997, Win-2006, T10-2012, Win-2015, T10-2017 |
| Lanny Wadkins (7) | T5-1978, T7-1982, Win-1983, T10-1985, 5th-1986, T10-1990, T5-1991 |
| Doug Ford (6) | 3rd-1953, Win-1954, **3rd-1956, T6-1957, T10-1958, T8-1959** |
| Clayton Heafner (6) | T2-1939, T10-1940, T4-1942, T6-1946, 9th-1949, 9th-1950 |
| Arnold Palmer (6) | T5-1962, **T6-1966, 3rd-1967, T5-1968,** T5-1970, T3-1972 |
| Jeff Sluman (6) | T5-1985, 3rd-1988, T2-1990, T5-1991, T9-1993, T2-1995 |
| Mike Souchak (6) | T9-1955, 2nd-1957, T7-1958, **T6-1960, Win-1961, 2nd-1962** |
| Brandt Snedeker (6) | Win-2007, T5-2009, T8-2010, T5-2014, T3-2016, Win-2018 |
| Lee Trevino (6) | T5-1970, T10-1971, **T2-1974, 4th-1975, 2nd-1976,** 4th-1981 |
| Art Wall (6) | 6th-1952, 4th-1953, T2-1955, T2-1958, 2nd-1959, T4-1963 |

| | |
|---|---|
| Chip Beck (5) | **T6-1986, T7-1987, T6-1988,** T7-1990, T3-1992 |
| George Burns (5) | T4-1976, T2-1977, **T2-1979, T2-1980, T5-1981** |
| Billy Casper (5) | T3-1959, Win-1962, T2-1965, Win-1968, T4-1973 |
| Ben Hogan (5) | **T7-1938, 4th-1939, Win-1940, T5-1941, T2-1942** |
| Gene Littler (5) | T10-1961, **6th-1967, T2-1968, Win-1969**, T10-1976 |
| Byron Nelson (5) | **10th-1939, T3-1940, Win-1941, T4-1942,** Win-1945 |
| Carl Pettersson (5) | 5th-2007, Win-2008, T4-2011, T4-2012, T6-2015 |
| Craig Stadler (5) | 4th-1978, Win-1980, T2-1983, T2-1985, T6-1986 |
| Frank Stranahan (5) | 2nd-1947, T3-1949, 8th-1953, T5-1956, T8-1959 |
| | |
| Tommy Aaron (4) | T10-1963, **T5-1970, T10-1971, 2nd-1972** |
| George Archer (4) | Win-1967, T2-1968, Win-1972, 2nd-1984 |
| Bob Charles (4) | T4-1963, T7-1971, T10-1972, Win-1974 |
| K.J. Choi (4) | **T4-2001, T7-2002, T5-2003,** Win-2005 |
| Jimmy Demaret (4) | **T4-1946, 7th-1947, T7-1948,** 2nd-1950 |
| David Edwards (4) | T6-1986, T10-1990, T6-1993, T8-1994 |
| Nick Faldo (4) | 3rd-1981, **6th-1983, T8-1984, T10-1985** |
| Brad Faxon (4) | T10-1985, T7-1995, 2nd-1997, 2nd-2003 |
| Mike Fetchick (4) | **T9-1955, T5-1956, T6-1957,** T8-1959 |
| Jim Furyk (4) | T7-1996, 2nd-1999, T9-2001, T9-2011 |
| Ralph Guldahl (4) | **T3-1938, Win-1939, T3-1940, T3-1941** |
| Bill Haas (4) | T10-2009, T7-2012, T2-2014, T6-2015 |
| Russell Henley (4) | T9-2020, T7-2021, T5-2022, T2-2023 |
| Billy Horschel (4) | T5-2015, T6-2019, 2nd-2020, 4-2023 |
| John Huston (4) | **2nd-1989, T7-1990, T3-1991,** T5-1996 |
| Jerry Kelly (4) | T4-2001, T8-2004, T6-2005, T9-2008 |
| Si Woo Kim (4) | Win-2016, **5th-2019**, T3-2020, **T2-2021** |
| Kevin Kisner (4) | T8-2014, T10-2016, T3-2020, Win-2021 |
| Lloyd Mangrum (4) | T2-1942, 3rd-1946, Win-1948, 2nd-1949 |
| Rocco Mediate (4) | 9th-1992, Win-1993, T9-1997, Win-2002 |
| Shigeki Maruyama (4) | T8-2000, Win-2003, 2nd-2005, T7-2007 |
| Ryan Moore (4) | T6-2006, Win-2009, T10-2015, T6-2018 |
| Ed Oliver (4) | T10-1940, T3-1952, 6th-1953, T9-1955 |
| Johnny Palmer (4) | **T3-1947, 4th-1948, T7-1949, 4th-1950** |
| Tom Purtzer (4) | T6-1979, T8-1984, T6-1986, T6-1988 |
| Jack Renner (4) | T2-1978, T9-1979, 3rd-1982, T3-1984 |
| Johnny Revolta (4) | 2nd-1938, T3-1940, 3rd-1945, T9-1948 |
| Chi Chi Rodriguez (4) | T6-1969, T8-1970, T3-1972, Win-1973 |
| Mason Randolph (4) | 8th-1960, T5-1962, 7th-1964, T9-1975 |
| Vijay Singh (4) | T9-1993, T7-1995, T9-1999, T4-2011 |
| Dave Stockton (4) | 4th-1967, T3-1972, 9th-1976, T7-1981 |
| Tom Weiskopf (4) | 2nd-1966, T2-1969, Win-1975, T6-1976 |
| Lew Worsham (4) | 2nd-1948, T3-1949, T8-1951, 9th-1952 |
| Fuzzy Zoeller (4) | T2-1978, T7-1980, T10-1985, T7-1996 |
| Billy Andrade (3) | T9-1993, T5-1996, T4-1997 |
| Paul Azinger (3) | T4-1990, T3-1992, T3-1993 |
| Jason Bohn (3) | 3rd-2005, T2-2006, T2-2009 |
| Johnny Bulla (3) | T7-1940, T3-1941, T10-1949 |
| Sam Byrd (3) | 9th-1941, Win-1942, 2nd-1945 |
| Mark Calcavecchia (3) | 5th-1995, T3-2000, 2nd-2002 |
| Bobby Clampett (3) | 2nd-1982, 5th-1983, T10-1988 |
| Jimmy Clark (3) | 10th-1951, T9-1953, 2nd-1963 |
| Tim Clark (3) | T6-2005, T6-2008, 2nd-2012 |
| Fred Couples (3) | T3-1984, T4-1990, T5-2009 |
| Bruce Crampton (3) | T9-1960, 10th-1969, T7-1972 |
| Ben Crenshaw (3) | T5-1981, T5-1982, T3-1984 |
| Dave Eichelberger (3) | T2-1971, T5-1978, 4th-1989 |
| Lee Elder (3) | T7-1973, T5-1978, T6-1979 |
| Dow Finsterwald (3) | T2-1958, Win-1959, 2nd-1960 |
| Ed Fiori (3) | T7-1981, T5-1985, 3rd-1989 |
| Raymond Floyd (3) | T2-1974, Win-1979, T7-1980 |
| Marty Furgol (3) | 7th-1951, 2nd-1954, T7-1955 |
| Jim Gallagher, Jr. (3) | T10-1990, Win-1995, T5-2002 |
| Victor Ghezzi (3) | 2nd-1941, 9th-1946, Win-1947 |
| Lucas Glover (3) | T6-2006, 7-2010, Win-2023 |
| Lou Graham (3) | T10-1972, T2-1973, T4-1976 |
| Donnie Hammond (3) | T6-1988, T10-1990, T6-1994 |
| Dudley Hart (3) | T3-1993, T8-1994, 4th-1999 |
| Sungjae Im (3) | T6-2019, T9-2020, T2-2022 |
| Hale Irwin (3) | T10-1972, T8-1977, T2-1994 |
| Don January (3) | T2-1958, T8-1968, T10-1971 |
| Herman Keiser (3) | T7-1940, 2nd-1946, 3rd-1948 |
| Lawson Little (3) | T2-1939, T5-1941, 6th-1942 |
| Dave Marr (3) | T7-1962, T10-1963,5th-1966 |
| Gil Morgan (3) | 5th-1977, 5th-1988, T3-1993 |
| Kevin Na (3) | T10-2016, T4-2017, T2-2021 |
| Bill Nary (3) | T3-1947, T7-1948, T3-1954 |
| Bobby Nichols (3) | T9-1966, T2-1968, 6th-1973 |
| Mark O'Meara (3) | T7-1987, Win-1996, T9-1997 |
| Jesper Parnevik (3) | 6th-1995, Win-1999, T8-2000 |
| Kenny Perry (3) | T6-1988, T8-1989, T8-2000 |
| Mike Reid (3) | T7-1980, T2-1990, T3-1992 |
| Justin Rose (3) | T6-2005, T5-2009, T10-2021 |
| Scott Simpson (3) | T3-1984, Win-1987, T2-2001 |
| Joey Sindelar (3) | Win-1985, T10-1988, T7-1990 |
| Horton Smith (3) | T7-1938, T5-1939, T10-1942 |
| Ken Still (3) | T8-1969, T2-1973, T6-1975 |
| Jim Tunesa (3) | T5-1947, 3rd-1950, 4th-1956 |

| | |
|---|---|
| Orville White (3) | T7-1938, 7th-1945, T6-1946 |
| Mark Wiebe (3) | T10-1988, T8-1989, T6-1993 |
| Craig Wood (3) | 2nd-1940, 7th-1941, 5th-1945 |
| Rory Sabbatini (3) | T8-2013, T4-2017, T6-2019 |
| Michael Allen (2) | 2nd-2004, T5-2009 |
| Bud Allin (2) | Win-1971, T10-1973 |
| Stephen Ames (2) | T7-2002, T5-2003 |
| Isao Aoki (2) | T2-1985, T3-1986 |
| Byeong Hun An (2) | 3rd-2019, T2-2023 |
| Ryan Armour (2) | T4-2017, T8-2018 |
| Arjun Atwal (2) | 6th-2004, Win-2010 |
| Jerry Barber (2) | T10-1949, T7-1955 |
| Andy Bean (2) | Win-1984, 2nd-1986 |
| Phil Blackmar (2) | T10-1990, T9-1999 |
| Jeff Brehaut (2) | T5-2003, T8-2004 |
| Mark Brooks (2) | Win-1991, 10th-1992 |
| Jackie Burke Jr. (2) | 5th-1950, T4-1951 |
| Jonathan Byrd (2) | T3-2002, T5-2003 |
| Tom Byrum (2) | T3-1987, T3-1992 |
| Chad Campbell (2) | T3-2002, T4-2012 |
| Bud Cauley (2) | 3rd-2012, T10-2016 |
| Lennie Clements (2) | T10-1990, T8-1998 |
| John Cook (2) | 6th-1987, 2nd-1992 |
| Harry Cooper (2) | 6th-1938, 9th-1939 |
| Trevor Dodds (2) | Win-1998, 8th-1999 |
| Jason Dufner (2) | T8-2004, T7-2012 |
| Danny Edwards (2) | Win-1977, Win-1982 |
| Steve Elkington (2) | Win-1990, 2nd-1993 |
| Bob Estes (2) | 3rd 1998, T8-2013 |
| Rod Funseth (2) | T2-1971, T7-1973 |
| Ed Furgol (2) | T5-1947, T9-1955 |
| Jim Furyk (2) | T10-2016, T4-2018 |
| Sergio Garcia (2) | 4th-2009, Win-2012 |
| Leland Gibson (2) | T10-1946, T10-1950 |
| Matt Gogel (2) | 3rd-2003, T8-2004 |
| Jason Gore (2) | T7-2007, 2nd-2015 |
| Ken Green (2) | 2nd-1988, Win-1989 |
| Jay Haas (2) | T7-1981, T5-2003 |
| Mark Hayes (2) | T10-1976, 2nd-1981 |
| Mike Hill (2) | T10-1974, T10-1976 |
| Scott Hoch (2) | 4th-1988, Win-2001 |
| John Huh (2) | T2-2013 ,T2-2022 |
| Mike Hulbert (2) | T4-1990, T5-1991 |
| Tony Jacklin (2) | T7-1971, T7-1972 |
| Tommy Jacobs (2) | T7-1961, T8-1964 |
| Zach Johnson (2) | T5-2013, T7-2020 |
| Jonathan Kaye (2) | T5-2000, T10-2002 |
| Bill Kerr (2) | T7-1954, 10th-1956 |
| Tom Kite (2) | T3-1992, T7-1997 |
| Billy Kratzert (2) | T2-1980, T5-1985 |
| Ted Kroll (2) | T10-1950, T4-1955 |
| Tom Lehman (2) | 5th-1999, T4-2004 |
| Tony Lema (2) | T2-1958, 6th-1965 |
| Stan Leonard (2) | Win-1957, T4-1961 |
| J.L. Lewis (2) | T9-1999, T6-2005 |
| Bobby Locke (2) | T5-1949, 2nd-1952 |
| Sandy Lyle (2) | Win-1986, Win-1988 |
| Jeff Maggert (2) | 3rd-1999, T4-2001 |
| Jerry McGee (2) | T10-1972, 3rd-1975 |
| Jack McGowan (2) | T7-1963, T2-1965 |
| Troy Matteson (2) | T6-2006, T10-2012 |
| Phil Mickelson (2) | T9-1997, T6-1998 |
| Larry Nelson (2) | T2-1977, Win-1981 |
| Jack Nicklaus (2) | T7-1962, T4-1964 |
| Frank Nobilo (2) | Win-1997, 5th-1998 |
| Dan Pohl (2) | T7-1981, T5-1985 |
| J.T. Poston (2) | Win-2019, T7-2023 |
| Chez Reavie (2) | T10-2009, T9-2011 |
| Patrick Reed (2) | Win-2013, T9-2020 |
| Skee Riegel (2) | T7-1952, 5th-1953 |
| Bill Rogers (2) | T7-1981, T5-1982 |
| Bob Rosburg (2) | T5-1954, T4-1955 |
| Paul Runyan (2) | T3-1938, T3-1940 |
| Adam Scott (2) | T2-2021, T7-2023 |
| Bob Shearer (2) | T5-1978, T7-1981 |
| Denny Shute (2) | 5th-1938, 7th-1939 |
| Tom Sieckmann (2) | T4-1961, 5th-1967 |
| R.H. Sikes (2) | T6-1966, 3rd-1970 |
| J.C. Snead (2) | T3-1972, T7-1974 |
| Kevin Stadler (2) | T7-2007, T2-2009 |
| Paul Stankowski (2) | T6-1999, T10-2002 |
| Earl Stewart (2) | T4-1951, Win-1953 |
| Payne Stewart (2) | T6-1986, T3-1987 |
| Kevin Streelman (2) | T6-2008, T7-2021 |
| Steve Stricker (2) | T7-1995, 3rd-1996 |
| Kevin Sutherland (2) | T10-2002, T5-2009 |
| Hal Sutton (2) | T8-1998, Win-2000 |
| Nick Taylor (2) | T8-2018, T10-2021 |
| Glen Teal (2) | T7-1949, T6-1950 |
| Doug Tewell (2) | T6-1979, T5-1985 |
| Peter Thomson (2) | T5-1959, T7-1961 |
| Brendon Todd (2) | T10-2021, T7-2023 |
| David Toms (2) | T4-2004, 2nd-2010 |
| Bob Toski (2) | 8th-1950, T10-1952 |
| Kirk Triplett (2) | 3rd-1997, T6-1999 |
| Howard Twitty (2) | T6-1977, T7-1987 |
| Harold Varner III (2) | T10-2017, T7-2020 |
| Scott Verplank (2) | 2nd-1998, T8-2000 |
| Camillo Villegas (2) | T9-2011, Win-2014 |
| Bobby Wadkins (2) | T5-1978, 4th-1979 |
| Bobby Walzel (2) | T9-1979, T7-1981 |
| Nick Watney (2) | T6-2006, T5-2014 |
| Denis Watson (2) | T7-1982, T2-1983 |
| Bert Weaver (2) | T10-1961, T7-1965 |
| Jim Wiechers (2) | T10-1973, T10-1974 |
| Len Woodward (2) | 4th-1960, 9th-1961 |
| Joe Zarhardt (2) | T9-1945, T9-1953 |

| | |
|---|---|
| John Adams | 4th-1995 |
| Skip Alexander | T9-1948 |

| | |
|---|---|
| Robert Allenby | 4th-2003 |
| Wally Armstrong | T5-1978 |
| Emlyn Aubrey | 4th-1996 |
| Eric Axley | T3-2006 |
| Woody Austin | 10th-1996 |
| Al Balding | T7-1958 |
| Briney Baird | T9-2008 |
| Seve Ballesteros | Win-1978 |
| Dave Barr | 10th-1989 |
| Herman Barron | T8-1947 |
| Pat Bates | T10-2002 |
| Rex Baxter | 7th-1967 |
| George Bayer | T10-1962 |
| Rich Beem | 3rd-2008 |
| Deane Beman | T8-1969 |
| Maurice Bembridge | 8th-1975 |
| David Berganio, Jr. | T4-2001 |
| Shane Bertsch | T-9, 2008 |
| Al Besselink | 5th-1957 |
| Doug Black | T7-1982 |
| Woody Blackburn | 4th-1982 |
| Jonas Blixt | T10-2015 |
| Jim Booros | T5-1989 |
| Guy Boros | T7-1995 |
| Michael Bradley | T8-1998 |
| Gay Brewer | T4-1973 |
| Bill Britton | T5-1991 |
| Pete Brown | 4th-1971 |
| Scott Brown | T3-2015 |
| Olin Browne | T9-2001 |
| Brad Bryant | T2-1994 |
| Rafa Cabrera Bello | T5-2016 |
| George Cadle | T8-1977 |
| Rex Caldwell | 5th-1979 |
| Paul Casey | T3-2015 |
| Dick Chapman | T8-1947 |
| T.C. Chen | T10-1988 |
| Daniel Chopra | T6-2006 |
| Keith Clearwater | T10-1988 |
| Jim Colbert | T8-1977 |
| Bobby Cole | T6-1969 |
| Nicolas Colsaerts | T7-2012 |
| Ben Crane | T8-2004 |
| Bobby Cruickshank | T7-1938 |
| Robert Damron | T4-1997 |
| Cam Davis | T7-2023 |
| Marco Dawson | T9-1991 |
| Roberto De Vicenzo | T4-1951 |

| | |
|---|---|
| Jay Delsing | T10-1990 |
| Gardner Dickinson | T8-1957 |
| Mike Dietz | T9-1954 |
| Terry Dill | T5-1971 |
| Art Doering | Win-1951 |
| Luke Donald | 2nd-2016 |
| Ed Dougherty | T8-1977 |
| Dave Douglas | Win-1952 |
| Doug Dunakey | T5-2000 |
| Billy Dunk | T8-1964 |
| Joe Durant | T6- 2006 |
| Bob Eastwood | T7-1983 |
| Joel Edwards | T8-1994 |
| Ernie Els | T9-1997 |
| Harris English | T10-2012 |
| Matt Every | T5-2013 |
| Forest Fezler | T7-1974 |
| Bruce Fleisher | T4-1974 |
| Steve Flesch | T3-2006 |
| Martin Flores | T7-2017 |
| Brad Fritsch | T8-2014 |
| David Frost | T6-1986 |
| Fred Funk | T6-1998 |
| Tommy Gainey | 3rd-2011 |
| Robert Gamez | T7-2002 |
| Buddy Gardner | T3-1984 |
| Brice Garnett | T6-2019 |
| Jim Gauntt | 8th-1945 |
| Brian Gay | T6-2018 |
| Brent Geiberger | Win-2004 |
| Bill Glasson | T10-1990 |
| Bob Goalby | Win-1958 |
| Bob Goetz | T10-1963 |
| Willie Goggin | T10-1942 |
| Andres Gonzalez | T8-2013 |
| Branden Grace | T2-2021 |
| Ben Griffin | 4th-2022 |
| Chesson Hadley | T8-2022 |
| Adam Hadwin | T10-2021 |
| Bob Hamilton | T5-1948 |
| Phillip Hancock | T7-1983 |
| Chick Harbert | T8-1947 |
| Paul Harney | T8-1967 |
| Brian Harmon | T3-2013 |
| Chandler Harper | T6-1946 |
| E. Harrison | T6-1950 |
| Labron Harris | 5th-1965 |
| Morris Hatalsky | T7-1980 |
| Tyrrell Hatton | T8-2022 |
| Jerry Heard | T10-1971 |
| David Hearn | T8-2018 |
| Jay Hebert | T9-1953 |
| Lionel Hebert | T8-1957 |
| J.J. Henry | T4-2008 |
| Tim Herron | T6-2005 |
| Dave Hill | 5th-1975 |
| Jimmy Hines | 4th-1945 |
| Larry Hinson | T8-1970 |
| Gabriel Hjerstedt | T4-2001 |
| Wilf Homenuik | T7-1974 |
| Rudy Horvath | T9-1954 |
| Viktor Hovland | 4th-2019 |
| Charles Howell III | T4-2011 |
| Ed Humenik | T2-1994 |
| Peter Jacobsen | T2-1995 |
| Freddie Jacobson | T2-2014 |
| Jim Jamieson | 6th-1974 |
| Lee Janzen | T6-1993 |
| Brandt Jobe | T3-2005 |
| Howie Johnson | T9-1966 |
| Richard S. Johnson | T8-2004 |
| Al Johnston | 6th-1961 |

| | |
|---|---|
| Gordon Jones | T8-1964 |
| Grier Jones | 4th-1977 |
| Matt Jones | T5-2013 |
| Jerry Kelly | T4-2011 |
| Michael Kim | T5-2023 |
| Kyung-Tae Kim | T4-2011 |
| Tom Kim | Win-2022 |
| Harold Kneece | T4-1963 |
| John Knight | T8-1956 |
| Kenny Knox | T3-1988 |
| Brooks Koepka | T6-2015 |
| Jason Kokrak | T6-2019 |
| Greg Kraft | 6th-2007 |
| Ky Laffoon | T7-1940 |
| Anirban Lahiri | T8-2022 |
| Martin Laird | T4-2008 |
| Neal Lancaster | 4th-1998 |
| Stan Lee | T10-1976 |
| Justin Leonard | T3-2010 |
| Michael Letzig | T9-2008 |
| Wayne Levi | T7-1996 |
| Steven Liebler | T8-1984 |
| Bob Lohr | 5th-1994 |
| Shane Lowry | T7-2017 |
| Ben Loving | T10-1942 |
| Will Mackenzie | T7-2007 |
| Andrew Magee | 2nd-2000 |
| John Mahaffey | T4-1974 |
| John Mallinger | T3-2010 |
| Ray Mangrum | T7-1942 |
| Steve Marino | T10-2009 |
| Graham Marsh | T9-1975 |
| Ben Martin | T10-2015 |
| Milon Marusic | T10-1952 |
| Rik Massengale | T6-1977 |
| Hideki Matsuyama | T3-2016 |
| Dick Mayer | T8-1957 |
| Billy Mayfair | T2-2007 |
| Scott McCarron | 2nd-2008 |
| Denny McCarthy | T9-2020 |
| Graeme McDowell | T5-2016 |
| William McGirt | T8-2014 |
| Max McGreevy | T5-2022 |
| George McNeill | 2nd-2011 |
| Harold McSpaden | T5-1939 |
| Steve Melnyk | T9-1975 |
| Bob Menne | T6-1976 |
| John Merrick | T10-2012 |
| Dick Metz | T5-1949 |
| Johnny Miller | T6-1975 |
| Jeff Mitchell | 6th-1980 |
| Florentino Molina | T5-1978 |
| Orville Moody | T2-1969 |
| Taylor Moore | T5-2022 |
| John E. Morgan | T5-2003 |
| John Morse | T6-1994 |
| Jodie Mudd | T10-1985 |
| Kel Nagle | 3rd-1963 |
| Tommy Nakajima | 4th-1983 |
| Jack Newton | T2-1980 |
| Tom Nieporte | T5-1959 |
| Greg Norman | T5-1989 |
| Andy North | T8-1977 |
| Joe Ogilvie | T8-2004 |
| Peter Oosterhuis | T7-1983 |
| Jeff Overton | T2-2007 |
| Ryan Palmer | 5th-2006 |
| C.T. Pan | T2-2018 |
| Brendan Pappas | T5-2003 |
| Craig Parry | T3-1992 |
| Jerry Pate | T2-1980 |
| Carl Paulson | T5-2002 |

| | |
|---|---|
| Corey Pavin | 4th-1985 |
| Eddie Pearce | T6-1976 |
| David Peoples | T8-1984 |
| Cameron Percy | T8-2022 |
| Tom Pernice, Jr. | 7th-2004 |
| Chris Perry | T5-2000 |
| Tim Petrovic | T2-2007 |
| Frank Phillips | T10-1958 |
| Henry Picard | 8th-1939 |
| Scott Piercy | T8, 2010 |
| Henry Poe | 10th-1941 |
| D.A. Points | T4-2018 |
| Nick Price | T10-1990 |
| Ted Purdy | T8-2004 |
| Brett Quigley | T2-2001 |
| Dave Ragan | T3-1966 |
| Doc Redman | T3-2020 |
| Victor Regalado | T10-1976 |
| Chris Riley | T8-2010 |
| Loren Roberts | T9-1991 |
| Phil Rodgers | T2-1965 |
| John Rollins | T8-2010 |
| Clarence Rose | 2nd-1987 |
| Rory Sabbatini | T10-2021 |
| Bill Sander | T7-1987 |
| Gene Sarazen | T10-1940 |
| Gene Sauers | 2nd-1991 |
| Herman Scharlau | T9-1954 |
| John Schlee | T8-1967 |
| George Schneiter | T10-1946 |
| Ollie Schniederjans | 2nd-2017 |
| Charl Schwartzel | T3-2015 |
| John Senden | T6-2008 |
| Jack Shields | T8-1951 |
| Dan Sikes | T7-1965 |
| Michael Sim | T3-2010 |
| Tim Simpson | T5-1978 |
| Roger Sloan | T2-2021 |
| Heath Slocum | 3rd-2014 |
| Al Smith | T8-1947 |
| Cameron Smith | T7-2017 |
| Chris Smith | 3rd-2004 |
| Mike Smith | T8-1994 |
| Ramon Sota | 6th-1964 |
| Jordan Spieth | 2-2013 |
| Bob Sowards | T9-2008 |
| Steve Spray | 4th-1970 |
| Mike Springer | Win-1994 |
| Mike Standly | T7-1997 |
| Brett Stegmaier | T5-2016 |
| Jerry Steelsmith | T10-1962 |
| Henrik Stenson | Win-2017 |
| Curtis Strange | T9-1979 |
| Ron Streck | T10-1983 |
| Glen Stuart | T7-1965 |
| Mike Sullivan | T5-1989 |
| Adam Svensson | T7-2023 |
| Alan Tapie | T5-1978 |
| Josh Teater | T6-2019 |
| Leonard Thompson | T3-1986 |
| Jimmy Thomson | T7-1942 |
| Felice Torza | T10-1950 |
| Ted Tryba | T7-1995 |
| Mike Turnesa | T9-1945 |
| Wally Ulrich | T7-1954 |
| Omar Uresti | T8-2000 |
| Jhonattan Vegas | T8-2014 |
| Johnson Wagner | T5-2016 |
| Duffy Waldorf | 2nd-1996 |
| Jimmy Walker | T4-2012 |
| Fred Wampler | 2nd-1956 |
| Charles Warren | T3-2005 |

| | |
|---|---|
| D.A. Weibring | T7-1982 |
| Richy Werenski | T10-2017 |
| Don Whitt | 3rd-1960 |
| Trevor Wilkes | T8-1957 |
| Mark Wilson | T9-2008 |
| Bob Wolcott | T3-1991 |
| Tiger Woods | T10-2015 |
| Brandon Wu | T8-2022 |
| Kaname Yokoo | T9-2001 |

--30--

**Aaron, Tommy (71.31)**

| Year | 1st | 2nd | 3rd | 4th | Total | Finish | Money |
|---|---|---|---|---|---|---|---|
| 1962 | 73 | 74 | 69 | 76 | 292 | T27 | $315.00 |
| 1963 | 68 | 69 | 75 | 67 | 279 | T10 | 1,100.00 |
| 1964 | 70 | 73 | 75 | 76 | 294 | T51 | |
| 1965 | 66 | 75 | 72 | 69 | 282 | T11 | 1,800.00 |
| 1967 | 72 | 74 | | | 146 | CUT | |
| 1968 | 69 | 70 | 69 | 67 | 275 | T11 | 3,162.50 |
| 1969 | 69 | 70 | 69 | 75 | 283 | T30 | 819.20 |
| 1970 | 64 | 69 | 72 | 71 | 276 | T5 | 6,540.00 |
| 1971 | 72 | 71 | 67 | 69 | 279 | T10 | 4,180.00 |
| 1972 | 71 | 67 | 67 | 67 | 272 | 2 | 22,800.00 |
| 1973 | 70 | 71 | 71 | 68 | 280 | T44 | 633.50 |
| 1974 | 69 | 69 | 69 | 75 | 282 | T35 | 1,063.09 |
| 1976 | 76 | 74 | | | 150 | CUT | |
| 1977 | 74 | 72 | 70 | 72 | 288 | T31 | 1,276.89 |
| 1978 | 74 | 71 | 70 | 71 | 286 | T14 | 3,840.00 |
| 1979 | 74 | 79 | | | 153 | CUT | |
| 1980 | 77 | 75 | | | 152 | CUT | |
| 1981 | 78 | 74 | | | 152 | CUT | |
| | | | | | | **Total** | **$47,530.18** |

**Aberg, Ludvig (67.50)**

| Year | 1st | 2nd | 3rd | 4th | Total | Finish | Money |
|---|---|---|---|---|---|---|---|
| 2023 | 66 | 66 | 71 | 67 | 270 | T14 | $123,500.00 |
| | | | | | | **Total** | **$123,500.00** |

**Abbott, Bryan (73.00)**

| Year | 1st | 2nd | 3rd | 4th | Total | Finish | Money |
|---|---|---|---|---|---|---|---|
| 1976 | 72 | 74 | | | 146 | CUT | |
| | | | | | | **Total** | |

**Acosta, Jr., Joe (77.50)**

| Year | 1st | 2nd | 3rd | 4th | Total | Finish | Money |
|---|---|---|---|---|---|---|---|
| 1996 | 75 | 80 | | | 155 | CUT | |
| | | | | | | **Total** | |

**Adamonis, Brad (69.33)**

| Year | 1st | 2nd | 3rd | 4th | Total | Finish | Money |
|---|---|---|---|---|---|---|---|
| 2008 | 70 | 69 | | | 139 | CUT | |
| 2009 | 69 | 68 | 68 | 72 | 277 | T64 | $10,710.00 |
| | | | | | | **Total** | **$10,710.00** |

**Adams, Adam (79.00)**

| Year | 1st | 2nd | 3rd | 4th | Total | Finish | Money |
|---|---|---|---|---|---|---|---|
| 1984 | 84 | 74 | | | 158 | CUT | |
| | | | | | | **Total** | |

**Adams, Austin (72.00)**

| Year | 1st | 2nd | 3rd | 4th | Total | Finish | Money |
|---|---|---|---|---|---|---|---|
| 1969 | 72 | 72 | | | 144 | CUT | |
| | | | | | | **Total** | |

**Adams, Blake (68.58)**

| Year | 1st | 2nd | 3rd | 4th | Total | Finish | Money |
|---|---|---|---|---|---|---|---|
| 2010 | 65 | 71 | 69 | 68 | 273 | T65 | $10,455.00 |
| 2011 | 68 | 65 | 70 | 69 | 272 | T30 | 28,964.00 |
| 2012 | 67 | 71 | 67 | 73 | 278 | T58 | 11,440.00 |
| | | | | | | **Total** | **$50,859.00** |

**Adams, Buck (72.00)**

| Year | 1st | 2nd | 3rd | 4th | Total | Finish | Money |
|---|---|---|---|---|---|---|---|
| 1970 | 74 | 70 | | | 144 | CUT | |
| | | | | | | **Total** | |

**Adams, Charles (78.75)**

| Year | 1st | 2nd | 3rd | 4th | Total | Finish | Money |
|---|---|---|---|---|---|---|---|
| 1958 | 81 | 79 | | | 160 | CUT | |
| 1961 | 74 | 81 | | | 155 | CUT | |
| | | | | | | **Total** | |

**Adams, Charlie (82.50)**

| Year | 1st | 2nd | 3rd | 4th | Total | Finish | Money |
|---|---|---|---|---|---|---|---|
| 1956 | 83 | 82 | | | 165 | W/D | |
| | | | | | | **Total** | |

**Adams, John (72.50)**

| Year | 1st | 2nd | 3rd | 4th | Total | Finish | Money |
|---|---|---|---|---|---|---|---|
| 1973 | 74 | 70 | | | 144 | CUT | |
| 1980 | 75 | 71 | 76 | 73 | 295 | T64 | $520.00 |
| 1981 | 73 | 76 | | | 149 | CUT | |
| 1983 | 75 | 73 | 80 | 74 | 302 | 73 | 776.00 |
| 1986 | 72 | 69 | 73 | 71 | 285 | T19 | 6,060.00 |
| 1987 | 74 | 70 | 78 | 72 | 294 | T38 | 2,520.00 |
| 1989 | 70 | 75 | 72 | 71 | 288 | T15 | 14,066.67 |
| 1990 | 78 | 73 | | | 151 | CUT | |
| 1991 | 77 | 71 | | | 148 | CUT | |
| 1992 | 74 | 72 | | | 146 | CUT | |
| 1993 | 73 | 67 | 77 | 74 | 291 | T43 | 4,680.00 |
| 1994 | 69 | 72 | 76 | 73 | 290 | T56 | 3,330.00 |
| 1995 | 70 | 66 | 70 | 70 | 276 | 4 | 72,000.00 |
| 1996 | 72 | 73 | 69 | 71 | 285 | T23 | 13,507.50 |
| 1997 | 71 | 67 | 70 | 74 | 282 | T19 | 22,230.00 |
| 1998 | 71 | 71 | 74 | 73 | 289 | T55 | 4,928.00 |
| | | | | | | **Total** | **$144,618.17** |

**Adams, Sam (74.21)**

| Year | 1st | 2nd | 3rd | 4th | Total | Finish | Money |
|---|---|---|---|---|---|---|---|
| 1973 | 70 | 74 | | | 144 | CUT | |
| 1974 | 74 | 71 | | | 145 | CUT | |
| 1975 | 71 | 74 | 80 | 77 | 302 | T73 | |
| 1977 | 78 | 74 | | | 152 | CUT | |
| 1978 | 74 | 73 | 75 | 74 | 296 | T64 | $450.00 |
| | | | | | | **Total** | **$450.00** |

**Adams, Yates (78.50)**

| Year | 1st | 2nd | 3rd | 4th | Total | Finish | Money |
|---|---|---|---|---|---|---|---|
| 1965 | 80 | 77 | | | 157 | CUT | |
| | | | | | | **Total** | |

**Adamson, Bob (73.50)**

| Year | 1st | 2nd | 3rd | 4th | Total | Finish | Money |
|---|---|---|---|---|---|---|---|
| 1960 | 73 | 73 | 72 | 76 | 294 | T41 | |
| | | | | | | **Total** | |

**Adcock, Mitch (74.50)**

| Year | 1st | 2nd | 3rd | 4th | Total | Finish | Money |
|---|---|---|---|---|---|---|---|
| 1992 | 73 | 76 | | | 149 | CUT | |
| | | | | | | **Total** | |

**Affrunti, Joe (70.50)**

| Year | 1st | 2nd | 3rd | 4th | Total | Finish | Money |
|---|---|---|---|---|---|---|---|
| 2013 | 74 | 70 | | | 144 | CUT | |
| 2015 | 71 | 67 | | | 138 | CUT | |
| | | | | | | **Total** | |

**Ahern, Jim (70.00)**

| Year | 1st | 2nd | 3rd | 4th | Total | Finish | Money |
|---|---|---|---|---|---|---|---|
| 1973 | 69 | 72 | 71 | 68 | 280 | T44 | $633.50 |
| | | | | | | **Total** | **$633.50** |

**Aiken, Thomas (67.50)**

| Year | 1st | 2nd | 3rd | 4th | Total | Finish | Money |
|---|---|---|---|---|---|---|---|
| 2016 | 68 | 66 | 69 | 67 | 270 | T22 | $45,665.46 |
| | | | | | | **Total** | **$45,665.46** |

**Alarcon, Rafael (73.00)**

| Year | 1st | 2nd | 3rd | 4th | Total | Finish | Money |
|---|---|---|---|---|---|---|---|
| 1997 | 73 | 69 | 73 | 77 | 292 | 69 | $3,838.00 |
| | | | | | | **Total** | **$3,838.00** |

**Albertson, Anders (70.50)**

| Year | 1st | 2nd | 3rd | 4th | Total | Finish | Money |
|---|---|---|---|---|---|---|---|
| 2019 | 70 | 71 | | | 141 | CUT | |

**Aldridge, Tyler (70.17)**

| Year | 1st | 2nd | 3rd | 4th | Total | Finish | Money |
|---|---|---|---|---|---|---|---|
| 2009 | 71 | 68 | | | 139 | CUT | |
| 2016 | 70 | 73 | | | 143 | CUT | |
| 2017 | 68 | 71 | | | 139 | CUT | |
| | | | | | | **Total** | |

**Alexander, Chuck (75.00)**

| Year | 1st | 2nd | 3rd | 4th | Total | Finish | Money |
|---|---|---|---|---|---|---|---|
| 1956 | 76 | 73 | 69 | 74 | 292 | T21 | $130.00 |
| 1957 | 78 | 71 | 75 | 80 | 304 | T65 | |
| 1958 | 69 | 75 | 77 | 76 | 297 | T61 | |
| 1960 | 75 | 74 | 74 | 74 | 297 | T50 | |
| 1961 | 77 | 77 | | | 154 | CUT | |
| 1962 | 78 | 78 | | | 156 | CUT | |
| | | | | | | **Total** | **$130.00** |

**Alexander, Skip (73.25)**

| Year | 1st | 2nd | 3rd | 4th | Total | Finish | Money |
|---|---|---|---|---|---|---|---|
| 1939 | 145 | 76 | 71 | | 292 | T15 | |
| 1948 | 68 | 70 | 73 | 75 | 286 | T9 | $375.00 |
| 1949 | 74 | 72 | 75 | 76 | 297 | 38 | |
| 1950 | 69 | 76 | 81 | 72 | 298 | T46 | |
| 1952 | 77 | 69 | 75 | 71 | 292 | T29 | |
| | | | | | | **Total** | **$375.00** |

**Alker, Steven (69.10)**

| Year | 1st | 2nd | 3rd | 4th | Total | Finish | Money |
|---|---|---|---|---|---|---|---|
| 2003 | 70 | 68 | 68 | 73 | 279 | T22 | $39,487.50 |
| 2015 | 68 | 70 | | | 138 | CUT | |
| 2017 | 68 | 65 | 71 | 70 | 274 | T50 | 13,548.80 |
| | | | | | | **Total** | **$53,036.30** |

**Alexander, Tyson (73.50)**

| Year | 1st | 2nd | 3rd | 4th | Total | Finish | Money |
|---|---|---|---|---|---|---|---|
| 2023 | 72 | 75 | | | 147 | CUT | |
| | | | | | | **Total** | |

**All, Robin (75.50)**

| Year | 1st | 2nd | 3rd | 4th | Total | Finish | Money |
|---|---|---|---|---|---|---|---|
| 1976 | 81 | 70 | | | 151 | CUT | |
| | | | | | | **Total** | |

**All, Walter (78.50)**

| Year | 1st | 2nd | 3rd | 4th | Total | Finish | Money |
|---|---|---|---|---|---|---|---|
| 1965 | 81 | 76 | | | 157 | CUT | |
| | | | | | | **Total** | |

**Allan, Steve (72.06)**

| Year | 1st | 2nd | 3rd | 4th | Total | Finish | Money |
|---|---|---|---|---|---|---|---|
| 2001 | 72 | 68 | 72 | 78 | 290 | T77 | $6,475.00 |
| 2002 | 73 | 72 | | | 145 | CUT | |
| 2005 | 72 | 68 | 68 | 72 | 280 | T41 | 19,000.00 |
| 2007 | 67 | 72 | 74 | 79 | 292 | 86 | 8,400.00 |
| 2008 | 71 | 72 | | | 143 | CUT | |
| 2009 | 72 | 75 | | | 147 | CUT | |
| | | | | | | **Total** | **$33,875.00** |

**Allard, Bob (74.00)**

| Year | 1st | 2nd | 3rd | 4th | Total | Finish | Money |
|---|---|---|---|---|---|---|---|
| 1973 | 75 | 73 | | | 148 | CUT | |
| | | | | | | **Total** | |

**Allem, Fulton (73.72)**

| Year | 1st | 2nd | 3rd | 4th | Total | Finish | Money |
|---|---|---|---|---|---|---|---|
| 1988 | 76 | 69 | 77 | 73 | 295 | T79 | $1,810.00 |
| 1989 | 75 | 74 | | | 149 | CUT | |
| 1990 | 74 | 76 | | | 150 | CUT | |
| 1991 | 76 | 77 | | | 153 | W/D | |
| 1992 | 72 | 68 | 70 | 75 | 285 | T30 | 7,594.16 |
| 1993 | 74 | 74 | | | 148 | CUT | |
| 1994 | 74 | 74 | | | 148 | CUT | |
| 1995 | 73 | 81 | | | 154 | CUT | |
| 1997 | 72 | | | | 72 | W/D | |
| 1998 | 69 | 74 | 69 | 77 | 289 | T55 | 4,928.00 |
| | | | | | | **Total** | **$14,332.16** |

**Allen, Michael (71.57)**

| Year | 1st | 2nd | 3rd | 4th | Total | Finish | Money |
|---|---|---|---|---|---|---|---|
| 1990 | 79 | 77 | | | 156 | CUT | |
| 1991 | 75 | 75 | | | 150 | CUT | |
| 1993 | 76 | 74 | | | 150 | CUT | |
| 1994 | 76 | 76 | | | 152 | CUT | |
| 2002 | 70 | 69 | 78 | 71 | 288 | T48 | $9,667.20 |
| 2004 | 70 | 67 | 68 | 67 | 272 | 2 | 496,800.00 |
| 2005 | 71 | 73 | | | 144 | CUT | |
| 2006 | 69 | 71 | 71 | 71 | 282 | T31 | 27,750.00 |
| 2007 | 71 | 73 | | | 144 | CUT | |
| 2009 | 68 | 65 | 65 | 68 | 266 | T5 | 172,890.00 |
| | | | | | | **Total** | **$707,107.20** |

**Allenby, Robert (70.95)**

| Year | 1st | 2nd | 3rd | 4th | Total | Finish | Money |
|---|---|---|---|---|---|---|---|
| 1999 | 78 | 69 | | | 147 | CUT | |
| 2003 | 70 | 70 | 66 | 68 | 274 | 4 | $216,000.00 |
| 2004 | 71 | 69 | 73 | 71 | 284 | T46 | 13,468.80 |
| 2005 | 70 | 75 | | | 145 | CUT | |
| 2012 | 73 | 71 | | | 144 | CUT | |
| 2013 | 72 | 73 | | | 145 | CUT | |
| 2014 | 66 | 74 | | | 140 | CUT | |
| 2015 | 73 | 69 | | | 142 | CUT | |
| 2016 | 74 | 66 | | | 140 | CUT | |
| | | | | | | **Total** | **$229,468.80** |

**Allin, Bud (71.38)**

| Year | 1st | 2nd | 3rd | 4th | Total | Finish | Money |
|---|---|---|---|---|---|---|---|
| 1971 | 75 | 64 | 67 | 69 | 275 | 1 | $38,000.00 |
| 1972 | 79 | 74 | | | 153 | CUT | |
| 1973 | 68 | 67 | 71 | 67 | 273 | T10 | 5,040.00 |
| 1974 | 69 | 68 | 71 | 70 | 278 | T18 | 2,754.14 |
| 1975 | 70 | 76 | 72 | 72 | 290 | T27 | 1,595.00 |
| 1980 | 75 | 69 | 71 | 74 | 289 | T37 | 1,075.00 |
| 1981 | 74 | 73 | 76 | 75 | 298 | T64 | 630.00 |
| | | | | | | **Total** | **$49,094.14** |

**Alliss, Peter (71.75)**

| Year | 1st | 2nd | 3rd | 4th | Total | Finish | Money |
|---|---|---|---|---|---|---|---|
| 1967 | 76 | 69 | 71 | 71 | 287 | T55 | |
| | | | | | | **Total** | |

**Allred, Chub (79.00)**

| Year | 1st | 2nd | 3rd | 4th | Total | Finish | Money |
|---|---|---|---|---|---|---|---|
| 1958 | 82 | 76 | | | 158 | CUT | |
| | | | | | | **Total** | |

**Allred, Jason (70.50)**

| Year | 1st | 2nd | 3rd | 4th | Total | Finish | Money |
|---|---|---|---|---|---|---|---|
| 2005 | 73 | 78 | | | 151 | CUT | |
| 2008 | 72 | 66 | | | 138 | CUT | |
| 2014 | 69 | 66 | 67 | 73 | 275 | T47 | $14,257.00 |
| | | | | | | **Total** | **$14,257.00** |

**Altgelt, Stanton (77.00)**

| Year | 1st | 2nd | 3rd | 4th | Total | Finish | Money |
|---|---|---|---|---|---|---|---|
| 1978 | 76 | 78 | | | 154 | CUT | |
| | | | | | | **Total** | |

**Alwin, Mark (73.75)**

| Year | 1st | 2nd | 3rd | 4th | Total | Finish | Money |
|---|---|---|---|---|---|---|---|
| 1977 | 72 | 74 | 75 | 74 | 295 | T66 | $393.75 |
| | | | | | | **Total** | **$393.75** |

**Ames, Stephen (70.60)**

| Year | 1st | 2nd | 3rd | 4th | Total | Finish | Money |
|---|---|---|---|---|---|---|---|
| 1998 | 71 | 70 | 66 | 78 | 285 | T30 | $12,787.50 |
| 2000 | 72 | 76 | | | 148 | CUT | |
| 2001 | 68 | 70 | 72 | 70 | 280 | T24 | 29,050.00 |
| 2002 | 71 | 69 | 72 | 68 | 280 | T7 | 118,433.34 |
| 2003 | 64 | 71 | 71 | 69 | 275 | T5 | 142,392.85 |
| 2013 | 69 | 75 | | | 144 | CUT | |
| | | | | | | **Total** | **$302,663.69** |

**An, Byeong Hun (67.00)**

| Year | 1st | 2nd | 3rd | 4th | Total | Finish | Money |
|---|---|---|---|---|---|---|---|
| 2015 | 67 | 69 | 67 | 66 | 269 | T18 | $63,450.00 |
| 2017 | 71 | 73 | | | 144 | CUT | |
| 2019 | 62 | 65 | 66 | 67 | 260 | 3 | 421,600.00 |
| 2021 | 69 | 66 | 68 | 68 | 271 | T35 | 34,030.00 |
| 2023 | 63 | 67 | 65 | 67 | 262 | T2 | 676,400.00 |
| | | | | | | **Total** | **$1,195,530** |

**Ancer, Abraham (69.13)**

| Year | 1st | 2nd | 3rd | 4th | Total | Finish | Money |
|---|---|---|---|---|---|---|---|
| 2016 | 76 | 72 | | | 148 | CUT | |
| 2018 | 64 | 69 | 64 | 71 | 268 | T24 | $45,400.00 |
| 2019 | 68 | 69 | | | 137 | CUT | |
| | | | | | | **Total** | **$45,400.00** |

**Anderson, Billy (71.00)**

| Year | 1st | 2nd | 3rd | 4th | Total | Finish | Money |
|---|---|---|---|---|---|---|---|
| 2009 | 74 | 68 | | | 142 | CUT | |
| | | | | | | **Total** | |

**Anderson, Brad (73.89)**

| Year | 1st | 2nd | 3rd | 4th | Total | Finish | Money |
|---|---|---|---|---|---|---|---|
| 1959 | 81 | 70 | 76 | 81 | 308 | 60 | |
| 1960 | 73 | 69 | 75 | 76 | 293 | T38 | |
| 1961 | 80 | 75 | | | 155 | CUT | |
| 1962 | 75 | 76 | 80 | | 231 | CUT | |
| 1963 | 70 | 72 | 76 | 76 | 294 | T51 | |
| 1964 | 71 | 76 | 74 | 71 | 292 | T39 | $60.72 |
| 1970 | 73 | 70 | 73 | 72 | 288 | T59 | 300.00 |
| 1971 | 70 | 69 | 77 | 69 | 285 | T48 | 366.00 |
| 1972 | 72 | 69 | 81 | 69 | 291 | T72 | 347.82 |
| 1973 | 77 | 72 | | | 149 | CUT | |
| | | | | | | **Total** | **$1,074.54** |

**Anderson, Chris (76.00)**

| Year | 1st | 2nd | 3rd | 4th | Total | Finish | Money |
|---|---|---|---|---|---|---|---|
| 1985 | 75 | 77 | | | 152 | CUT | |
| | | | | | | **Total** | |

**Anderson, Chris (70.17)**

| Year | 1st | 2nd | 3rd | 4th | Total | Finish | Money |
|---|---|---|---|---|---|---|---|
| 2003 | 68 | 75 | 68 | 67 | 278 | T18 | $60,750.00 |
| 2005 | 71 | 72 | | | 143 | CUT | |
| | | | | | | **Total** | **$60,750.00** |

**Anderson, JC (71.75)**

| Year | 1st | 2nd | 3rd | 4th | Total | Finish | Money |
|---|---|---|---|---|---|---|---|
| 1991 | 71 | 71 | 71 | 74 | 287 | T58 | $2,762.50 |
| | | | | | | **Total** | **$2,762.50** |

**Anderson, Jeremy (74.50)**

| Year | 1st | 2nd | 3rd | 4th | Total | Finish | Money |
|---|---|---|---|---|---|---|---|
| 2001 | 73 | 76 | | | 149 | CUT | |
| | | | | | | **Total** | |

**Anderson, Jerry (76.50)**

| Year | 1st | 2nd | 3rd | 4th | Total | Finish | Money |
|---|---|---|---|---|---|---|---|
| 1990 | 78 | 78 | | | 156 | CUT | |
| 1992 | 76 | 74 | | | 150 | CUT | |
| | | | | | | **Total** | |

**Anderson, Mark (70.20)**

| Year | 1st | 2nd | 3rd | 4th | Total | Finish | Money |
|---|---|---|---|---|---|---|---|
| 2012 | 72 | 72 | | | 144 | CUT | |
| 2017 | 67 | 73 | | | 140 | CUT | |
| 2020 | 70 | 72 | | | 142 | CUT | |
| 2021 | 66 | 71 | 70 | 69 | 276 | T57 | $14,656,00 |
| | | | | | | **Total** | **$14,656.00** |

**Anderson, Max (78.00)**

| Year | 1st | 2nd | 3rd | 4th | Total | Finish | Money |
|---|---|---|---|---|---|---|---|
| 1978 | 75 | 81 | | | 156 | CUT | |
| | | | | | | **Total** | |

**Andrade, Billy (71.37)**

| Year | 1st | 2nd | 3rd | 4th | Total | Finish | Money |
|---|---|---|---|---|---|---|---|
| 1988 | 73 | | | | 73 | DQ | |
| 1989 | 76 | 74 | | | 150 | CUT | |
| 1990 | 75 | 72 | 74 | 74 | 295 | T57 | $2,787.50 |
| 1991 | 71 | 70 | 74 | 73 | 288 | T62 | 2,675.00 |
| 1992 | 74 | 72 | | | 146 | CUT | |
| 1993 | 74 | 72 | 68 | 70 | 284 | T9 | 40,500.00 |
| 1994 | 71 | 73 | 72 | 73 | 289 | T44 | 4,062.50 |
| 1995 | 72 | 68 | 72 | 72 | 284 | T29 | 9,332.14 |
| 1996 | 68 | 74 | 67 | 71 | 280 | T5 | 68,400.00 |
| 1997 | 72 | 68 | 67 | 69 | 276 | T4 | 83,600.00 |
| 1998 | 73 | 69 | 71 | 73 | 286 | T38 | 9,680.00 |
| 1999 | 72 | 72 | | | 144 | CUT | |
| 2000 | 70 | 72 | 77 | 74 | 293 | T62 | 6,390.00 |
| 2001 | 76 | 74 | | | 150 | CUT | |
| 2003 | 71 | 69 | 70 | 70 | 280 | T30 | 26,742.86 |
| 2004 | 67 | 71 | 72 | 73 | 283 | T35 | 20,825.45 |
| 2005 | 69 | 72 | 73 | 74 | 288 | T74 | 9,550.00 |
| 2007 | 68 | 71 | 70 | 70 | 279 | T57 | 11,000.00 |
| 2008 | 66 | 69 | 67 | 69 | 271 | T36 | 25,143.00 |
| 2009 | 73 | 70 | | | 143 | CUT | |
| | | | | | | **Total** | **$320,688.45** |

**Andreason, Dale (73.33)**

| Year | 1st | 2nd | 3rd | 4th | Total | Finish | Money |
|---|---|---|---|---|---|---|---|
| 1949 | 75 | 70 | 75 | | 220 | W/D | |
| | | | | | | **Total** | |

**Angel, J.B. (97.00)**

| Year | 1st | 2nd | 3rd | 4th | Total | Finish | Money |
|---|---|---|---|---|---|---|---|
| 1957 | 98 | 96 | | | 194 | CUT | |
| | | | | | | **Total** | |

**Annecelli, Joe (85.50)**

| Year | 1st | 2nd | 3rd | 4th | Total | Finish | Money |
|---|---|---|---|---|---|---|---|
| 1957 | 90 | 82 | | | 172 | CUT | |
| 1959 | 85 | 85 | | | 170 | CUT | |
| | | | | | | **Total** | |

**Annecilli, Joseph (86.50)**

| Year | 1st | 2nd | 3rd | 4th | Total | Finish | Money |
|---|---|---|---|---|---|---|---|
| 1958 | 90 | 83 | | | 173 | CUT | |
| | | | | | | **Total** | |

**Aoki, Isao (73.00)**

| Year | 1st | 2nd | 3rd | 4th | Total | Finish | Money |
|---|---|---|---|---|---|---|---|
| 1981 | 71 | 73 | 72 | 72 | 288 | T14 | $5,550.00 |
| 1982 | 71 | 74 | 76 | 80 | 301 | T57 | 666.00 |
| 1985 | 71 | 69 | 74 | 72 | 286 | T2 | 35,200.00 |
| 1986 | 73 | 71 | 69 | 66 | 279 | T3 | 29,000.00 |
| 1988 | 72 | 72 | 74 | 76 | 294 | T75 | 1,870.00 |
| 1989 | 78 | 80 | | | 158 | CUT | |
| | | | | | | **Total** | **$72,286.00** |

**Aphibarnrat, Kiradech (68.14)**

| Year | 1st | 2nd | 3rd | 4th | Total | Finish | Money |
|---|---|---|---|---|---|---|---|
| 2019 | 64 | 72 | 69 | 68 | 273 | T60 | $13,144.00 |
| 2020 | 69 | 70 | | | 139 | CUT | |
| 2021 | 66 | 68 | 71 | 67 | 272 | T37 | 26,560.00 |
| 2022 | 72 | 65 | 63 | 70 | 270 | T13 | 123,187.50 |
| | | | | | | **Total** | **$162,891.50** |

**Apple, Aubrey (75.91)**

| Year | 1st | 2nd | 3rd | 4th | Total | Finish | Money |
|---|---|---|---|---|---|---|---|
| 1952 | 77 | 78 | 78 | 78 | 311 | T51 | |
| 1953 | 80 | 73 | 81 | 82 | 316 | 73 | |
| 1954 | 76 | 77 | 73 | 73 | 299 | T40 | |
| 1955 | 77 | 73 | 78 | 71 | 299 | 55 | |
| 1956 | 72 | 78 | 75 | 80 | 305 | T56 | |
| 1957 | 72 | 74 | 71 | 72 | 289 | T28 | $110.00 |
| 1961 | 78 | 77 | | | 155 | CUT | |
| 1962 | 74 | 75 | 78 | | 227 | CUT | |
| 1965 | 76 | 77 | | | 153 | CUT | |
| 1967 | 78 | 75 | | | 153 | CUT | |
| 1968 | 74 | 76 | | | 150 | CUT | |
| | | | | | | **Total** | **$110.00** |

**Appleby, Stuart (70.06)**

| Year | 1st | 2nd | 3rd | 4th | Total | Finish | Money |
|---|---|---|---|---|---|---|---|
| 1996 | 72 | 69 | 73 | 78 | 292 | T67 | $3,618.00 |
| 1997 | 70 | 72 | 71 | 69 | 282 | T19 | 22,230.00 |
| 1998 | 70 | 69 | 70 | 75 | 284 | T23 | 18,542.86 |
| 2001 | 71 | 70 | 68 | 72 | 281 | T29 | 21,775.00 |
| 2002 | 70 | 73 | 68 | 71 | 282 | T14 | 64,600.00 |
| 2003 | 68 | 70 | 68 | 70 | 276 | T12 | 91,125.00 |
| 2009 | 71 | 72 | | | 143 | CUT | |
| 2011 | 64 | 67 | 70 | 71 | 272 | T30 | 28,964.00 |
| 2012 | 67 | 71 | 69 | 76 | 283 | T70 | 10,296.00 |
| 2013 | 66 | 70 | 76 | 66 | 278 | T45 | 14,855.14 |
| 2014 | 68 | 69 | 66 | 70 | 273 | T38 | 21,730.00 |
| 2016 | 75 | 65 | | | 140 | CUT | |
| 2017 | 68 | 68 | 73 | | 209 | T75 | 10,788.00 |
| 2018 | 69 | 69 | | | 138 | CUT | |
| | | | | | | **Total** | **$308,524.00** |

**Aragon, Alex (71.75)**

| Year | 1st | 2nd | 3rd | 4th | Total | Finish | Money |
|---|---|---|---|---|---|---|---|
| 2006 | 72 | 75 | | | 147 | CUT | |
| 2014 | 71 | 69 | | | 140 | CUT | |
| | | | | | | **Total** | |

**Arai, Kikuo (74.50)**

| Year | 1st | 2nd | 3rd | 4th | Total | Finish | Money |
|---|---|---|---|---|---|---|---|
| 1986 | 76 | 73 | | | 149 | CUT | |
| | | | | | | **Total** | |

**Archer, Dan (75.75)**

| Year | 1st | 2nd | 3rd | 4th | Total | Finish | Money |
|---|---|---|---|---|---|---|---|
| 1955 | 76 | 73 | 72 | 82 | 303 | T59 | |
| | | | | | | **Total** | |

**Archer, George (71.68)**

| Year | 1st | 2nd | 3rd | 4th | Total | Finish | Money |
|---|---|---|---|---|---|---|---|
| 1966 | 70 | 71 | 69 | 75 | 285 | T28 | $700.00 |
| 1967 | 67 | 64 | 68 | 68 | 267 | 1 | 25,000.00 |
| 1968 | 68 | 71 | 67 | 65 | 271 | T2 | 11,229.17 |
| 1969 | 67 | 71 | 66 | 75 | 279 | T11 | 3,136.00 |
| 1970 | 66 | 73 | 76 | 71 | 286 | T45 | 428.57 |
| 1971 | 70 | 72 | 69 | 69 | 280 | T14 | 3,135.00 |
| 1972 | 70 | 68 | 66 | 68 | 272 | 1 | 40,000.00 |
| 1973 | 74 | 72 | | | 146 | CUT | |
| 1974 | 70 | 69 | 72 | 73 | 284 | T42 | 707.81 |
| 1975 | 76 | 73 | 75 | 75 | 299 | T67 | 365.00 |
| 1976 | 71 | 73 | | | 144 | CUT | |
| 1977 | 75 | 72 | 73 | 69 | 289 | T40 | 822.44 |
| 1978 | 78 | 75 | | | 153 | CUT | |
| 1980 | 70 | 73 | 72 | 70 | 285 | T11 | 5,125.00 |
| 1981 | 72 | 75 | 67 | 78 | 292 | T28 | 1,952.14 |
| 1982 | 70 | 71 | 79 | 77 | 297 | T34 | 1,515.00 |
| 1983 | 74 | 73 | 69 | 75 | 291 | T35 | 2,060.00 |
| 1984 | 72 | 73 | 68 | 69 | 282 | 2 | 43,200.00 |
| 1985 | 80 | | | | 80 | W/D | |
| 1986 | 75 | 70 | 78 | 74 | 297 | 71 | 990.00 |
| 1988 | 74 | 74 | | | 148 | CUT | |
| 1989 | 72 | 76 | 73 | 71 | 292 | T42 | 3,217.50 |
| | | | | | | **Total** | **$143,583.63** |

**Arend, Ernest (74.25)**

| Year | 1st | 2nd | 3rd | 4th | Total | Finish | Money |
|---|---|---|---|---|---|---|---|
| 1956 | 75 | 77 | 72 | 73 | 297 | T37 | |
| | | | | | | **Total** | |

**Arendell, Connor (70.00)**

| Year | 1st | 2nd | 3rd | 4th | Total | Finish | Money |
|---|---|---|---|---|---|---|---|
| 2021 | 71 | 69 | | | | CUT | |
| | | | | | | **Total** | |

**Armour, Ryan (68.23)**

| Year | 1st | 2nd | 3rd | 4th | Total | Finish | Money |
|---|---|---|---|---|---|---|---|
| 2007 | 73 | 69 | | | 142 | CUT | |
| 2008 | 71 | 72 | | | 143 | CUT | |
| 2015 | 71 | 73 | | | 144 | CUT | |
| 2017 | 66 | 61 | 72 | 64 | 263 | T4 | $239,733.34 |
| 2018 | 65 | 68 | 67 | 65 | 265 | T8 | 174,000.00 |
| 2019 | 64 | 66 | 65 | 72 | 267 | T22 | 53,044.44 |
| 2020 | 73 | 64 | 65 | 67 | 269 | T25 | 54,080.00 |
| 2021 | 74 | 68 | | | | CUT | |
| 2023 | 71 | 68 | | | | CUT | |
| | | | | | | **Total** | **$520,857.78** |

**Armour, Tommy (72.25)**

| Year | 1st | 2nd | 3rd | 4th | Total | Finish | Money |
|---|---|---|---|---|---|---|---|
| 1938 | 147 | 73 | 69 | | 289 | T15 | $20.00 |
| | | | | | | **Total** | **$20.00** |

**Armour III, Tommy (72.73)**

| Year | 1st | 2nd | 3rd | 4th | Total | Finish | Money |
|---|---|---|---|---|---|---|---|
| 1988 | 81 | | | | 81 | W/D | |
| 1990 | 71 | 70 | 76 | 71 | 288 | T19 | $12,409.09 |
| 1991 | 74 | 74 | | | 148 | CUT | |
| 1992 | 72 | 76 | | | 148 | CUT | |
| 1993 | 76 | 76 | | | 152 | CUT | |
| 1995 | 73 | 78 | | | 151 | CUT | |
| 1996 | 74 | 73 | | | 147 | CUT | |
| 1997 | 72 | 74 | | | 146 | CUT | |
| 2005 | 71 | 70 | 72 | 70 | 283 | T56 | 11,200.00 |
| 2007 | 72 | 64 | 69 | 73 | 278 | T49 | 12,025.00 |
| 2009 | 69 | | | | 69 | W/D | |
| | | | | | | **Total** | **$35,634.09** |

**Armstrong, Ty (75.75)**

| Year | 1st | 2nd | 3rd | 4th | Total | Finish | Money |
|---|---|---|---|---|---|---|---|
| 1994 | 76 | 77 | | | 153 | CUT | |
| 1999 | 74 | 76 | | | 150 | CUT | |
| | | | | | | **Total** | |

**Armstrong, Wally (73.42)**

| Year | 1st | 2nd | 3rd | 4th | Total | Finish | Money |
|---|---|---|---|---|---|---|---|
| 1975 | 72 | 76 | 67 | 72 | 287 | T16 | $3,262.50 |
| 1976 | 74 | 69 | 73 | 74 | 290 | T78 | |
| 1978 | 67 | 70 | 74 | 74 | 285 | T5 | 6,760.00 |
| 1979 | 75 | 79 | | | 154 | CUT | |
| 1980 | 72 | 77 | | | 149 | CUT | |
| 1981 | 75 | 75 | | | 150 | CUT | |
| 1982 | 77 | 69 | 75 | 75 | 296 | T28 | 1,995.00 |
| 1983 | 76 | 75 | | | 151 | CUT | |
| | | | | | | **Total** | **$12,017.50** |

**Arnette, Dewey (76.17)**

| Year | 1st | 2nd | 3rd | 4th | Total | Finish | Money |
|---|---|---|---|---|---|---|---|
| 1987 | 76 | 82 | | | 158 | CUT | |
| 1990 | 71 | 76 | 78 | 74 | 299 | T63 | $2,637.50 |
| | | | | | | **Total** | **$2,637.50** |

**Arthur, Perry (77.50)**

| Year | 1st | 2nd | 3rd | 4th | Total | Finish | Money |
|---|---|---|---|---|---|---|---|
| 1987 | 75 | 79 | | | 154 | CUT | |
| 1991 | 78 | 78 | | | 156 | CUT | |
| | | | | | | **Total** | |

**Ashworth, Bruce (70.50)**

| Year | 1st | 2nd | 3rd | 4th | Total | Finish | Money |
|---|---|---|---|---|---|---|---|
| 1973 | 69 | 71 | 70 | 72 | 282 | T56 | $451.67 |
| | | | | | | **Total** | **$451.67** |

**Atkins, Al (74.73)**

| Year | 1st | 2nd | 3rd | 4th | Total | Finish | Money |
|---|---|---|---|---|---|---|---|
| 1960 | 75 | 74 | 73 | 74 | 296 | T47 | |
| 1961 | 75 | 73 | 71 | 72 | 291 | T16 | $480.00 |
| 1962 | 72 | 73 | 75 | 72 | 292 | T27 | 315.00 |
| 1963 | 84 | | | | 84 | W/D | |
| 1965 | 77 | 81 | | | 158 | CUT | |
| | | | | | | **Total** | **$795.00** |

**Atkins, Matt (72.50)**

| Year | 1st | 2nd | 3rd | 4th | Total | Finish | Money |
|---|---|---|---|---|---|---|---|
| 2018 | 72 | 73 | | | 145 | CUT | |
| | | | | | | **Total** | |

**Atkins, Terry (78.60)**

| Year | 1st | 2nd | 3rd | 4th | Total | Finish | Money |
|---|---|---|---|---|---|---|---|
| 1959 | 82 | 83 | | | 165 | CUT | |
| 1962 | 78 | 73 | 77 | | 228 | CUT | |
| | | | | | | **Total** | |

**Atkins, Wallace (78.50)**

| Year | 1st | 2nd | 3rd | 4th | Total | Finish | Money |
|---|---|---|---|---|---|---|---|
| 1961 | 79 | 78 | | | 157 | CUT | |
| | | | | | | **Total** | |

**Atwal, Arjun (69.75)**

| Year | 1st | 2nd | 3rd | 4th | Total | Finish | Money |
|---|---|---|---|---|---|---|---|
| 2004 | 71 | 70 | 68 | 66 | 275 | 6 | $165,600.00 |
| 2006 | 67 | 73 | 72 | 68 | 280 | T22 | 46,416.67 |
| 2009 | 73 | 67 | | | 140 | CUT | |
| 2010 | 61 | 67 | 65 | 67 | 260 | 1 | 918,000.00 |
| 2011 | 73 | 72 | | | 145 | CUT | |
| 2012 | 66 | 69 | 75 | 72 | 282 | T66 | 10,660.00 |
| 2013 | 69 | 70 | 78 | 66 | 283 | 71 | 10,494.00 |
| 2014 | 71 | 71 | | | 142 | CUT | |
| 2015 | 67 | 73 | | | 140 | CUT | |
| 2016 | 75 | 72 | | | 147 | CUT | |
| 2017 | 69 | 72 | | | 141 | CUT | |
| 2018 | 72 | 66 | | | 138 | CUT | |
| 2020 | 68 | 70 | | | 138 | CUT | |
| | | | | | | **Total** | **$1,151,170.67** |

**Aubrey, Emlyn (72.33)**

| Year | 1st | 2nd | 3rd | 4th | Total | Finish | Money |
|---|---|---|---|---|---|---|---|
| 1990 | 74 | 73 | 74 | 73 | 294 | T55 | $2,862.50 |
| 1991 | 75 | 68 | 71 | 73 | 287 | T58 | 2,762.50 |
| 1992 | 71 | 76 | | | 147 | CUT | |
| 1995 | 72 | 75 | | | 147 | CUT | |
| 1996 | 72 | 67 | 68 | 72 | 279 | 4 | 86,400.00 |
| 1997 | 74 | 72 | | | 146 | CUT | |
| 1999 | 69 | 69 | 74 | 75 | 287 | T44 | 8,320.00 |
| 2000 | 74 | 75 | | | 149 | CUT | |
| | | | | | | **Total** | **$100,345.00** |

**Augenstein, John (68.00)**

| Year | 1st | 2nd | 3rd | 4th | Total | Finish | Money |
|---|---|---|---|---|---|---|---|
| 2021 | 68 | 65 | 69 | 70 | 272 | T37 | $26,560.00 |
| | | | | | | **Total** | **$26,560.00** |

**Auld, Hampton (75.09)**

| Year | 1st | 2nd | 3rd | 4th | Total | Finish | Money |
|---|---|---|---|---|---|---|---|
| 1959 | 76 | 73 | 75 | 76 | 300 | T46 | |
| 1960 | 73 | 73 | 73 | 77 | 296 | T47 | |
| 1962 | 74 | 84 | | | 158 | CUT | |
| 1963 | 69 | 76 | 79 | 75 | 299 | T64 | |
| 1965 | 72 | 71 | 77 | 79 | 299 | T68 | |
| 1967 | 75 | 75 | | | 150 | CUT | |
| 1969 | 72 | 76 | | | 148 | CUT | |
| 1972 | 77 | | | | 77 | W/D | |
| | | | | | | **Total** | |

**Austin, Woody (71.43)**

| Year | 1st | 2nd | 3rd | 4th | Total | Finish | Money |
|---|---|---|---|---|---|---|---|
| 1995 | 73 | 75 | | | 148 | CUT | |
| 1996 | 71 | 68 | 72 | 71 | 282 | 10 | $48,600.00 |
| 1997 | 75 | 72 | | | 147 | CUT | |
| 1998 | 75 | 72 | | | 147 | CUT | |
| 1999 | 70 | 73 | 69 | 72 | 284 | T31 | 15,080.00 |
| 2000 | 77 | 68 | | | 145 | CUT | |
| 2001 | 72 | 71 | | | 143 | CUT | |
| 2002 | 73 | 72 | | | 145 | CUT | |
| 2003 | 72 | 72 | | | 144 | CUT | |
| 2010 | 68 | 70 | | | 138 | CUT | |
| 2011 | 67 | 70 | 68 | 71 | 276 | T59 | 11,336.00 |
| 2013 | 70 | 74 | | | 144 | CUT | |
| | | | | | | **Total** | **$75,016.00** |

**Axley, Eric (69.72)**

| Year | 1st | 2nd | 3rd | 4th | Total | Finish | Money |
|---|---|---|---|---|---|---|---|
| 2006 | 68 | 69 | 71 | 67 | 275 | T3 | $290,000.00 |
| 2007 | 68 | 70 | 69 | 68 | 275 | T27 | 34,750.00 |
| 2008 | 67 | 69 | 64 | 72 | 272 | T41 | 18,870.00 |
| 2009 | 75 | 74 | | | 149 | CUT | |
| 2014 | 70 | 69 | | | 139 | CUT | |
| 2015 | 73 | 72 | | | 145 | CUT | |
| | | | | | | **Total** | **$343,620.00** |

**Aycock, Dugan (77.95)**

| Year | 1st | 2nd | 3rd | 4th | Total | Finish | Money |
|---|---|---|---|---|---|---|---|
| 1940 | 151 | 72 | 72 | | 295 | 21 | $20.00 |
| 1952 | 80 | 78 | 79 | 77 | 314 | 55 | |
| 1953 | 80 | 73 | 77 | 76 | 306 | T68 | |
| 1954 | 85 | 83 | 78 | 76 | 322 | 69 | |
| 1956 | 81 | 78 | 82 | 81 | 322 | 71 | |
| 1957 | 84 | 80 | | | 164 | CUT | |
| 1958 | 76 | | | | 76 | W/D | |
| 1959 | 80 | 79 | | | 159 | CUT | |
| 1961 | 82 | 88 | | | 170 | CUT | |
| | | | | | | **Total** | $20.00 |

**Aye, Mya (74.00)**

| Year | 1st | 2nd | 3rd | 4th | Total | Finish | Money |
|---|---|---|---|---|---|---|---|
| 1968 | 71 | 77 | | | 148 | CUT | |
| | | | | | | **Total** | |

**Ayers, Jere (77.83)**

| Year | 1st | 2nd | 3rd | 4th | Total | Finish | Money |
|---|---|---|---|---|---|---|---|
| 1962 | 75 | 85 | | | 160 | CUT | |
| 1964 | 74 | 79 | 83 | 71 | 307 | 67 | |
| | | | | | | **Total** | |

**Azinger, Paul (71.88)**

| Year | 1st | 2nd | 3rd | 4th | Total | Finish | Money |
|---|---|---|---|---|---|---|---|
| 1985 | 75 | 75 | | | 150 | CUT | |
| 1990 | 72 | 73 | 73 | 67 | 285 | T4 | $51,666.67 |
| 1992 | 68 | 69 | 72 | 70 | 279 | T3 | 53,437.50 |
| 1993 | 73 | 67 | 70 | 72 | 282 | T3 | 78,000.00 |
| 2002 | 71 | 73 | 76 | 74 | 294 | 67 | 7,828.00 |
| 2003 | 73 | 76 | | | 149 | CUT | |
| 2005 | 69 | 71 | 66 | 73 | 279 | T34 | 24,714.28 |
| 2006 | 79 | | | | 79 | W/D | |
| | | | | | | **Total** | **$215,646.45** |

**Baddeley, Aaron (70.70)**

| Year | 1st | 2nd | 3rd | 4th | Total | Finish | Money |
|---|---|---|---|---|---|---|---|
| 2001 | 67 | 74 | 66 | 78 | 285 | T61 | $7,490.00 |
| 2003 | 71 | 71 | 76 | 77 | 295 | 87 | 7,470.00 |
| 2006 | 71 | 70 | 71 | 70 | 282 | T31 | 27,750.00 |
| 2010 | 66 | 69 | 68 | 68 | 271 | T53 | 11,433.27 |
| 2013 | 75 | 74 | | | 149 | CUT | |
| 2014 | 70 | 74 | | | 144 | CUT | |
| 2015 | 67 | 72 | | | 139 | CUT | |
| 2017 | 69 | 68 | 72 | | 209 | T75 | 10,788.00 |
| 2018 | 65 | 67 | 66 | 72 | 272 | T24 | 45,400.00 |
| 2020 | 73 | 70 | | | 143 | CUT | |
| 2021 | 73 | 72 | | | 145 | CUT | |
| 2022 | 71 | 72 | | | 143 | CUT | |
| 2023 | 75 | 68 | | | 143 | CUT | |
| | | | | | | **Total** | **$110,331.27** |

**Bae, Sangmoon (68.57)**

| Year | 1st | 2nd | 3rd | 4th | Total | Finish | Money |
|---|---|---|---|---|---|---|---|
| 2013 | 68 | 70 | 72 | 69 | 279 | T52 | $12,176.75 |
| 2014 | 69 | 68 | 66 | 66 | 269 | T14 | 92,750.00 |
| 2018 | 67 | 67 | 66 | 72 | 272 | T45 | 16,515.00 |
| 2019 | 71 | 69 | | | 140 | CUT | |
| | | | | | | **Total** | **$121,441.75** |

**Bailey, Cecil (79.00)**

| Year | 1st | 2nd | 3rd | 4th | Total | Finish | Money |
|---|---|---|---|---|---|---|---|
| 1957 | 78 | 80 | | | 158 | CUT | |
| | | | | | | **Total** | |

**Baker, Chris (68.38)**

| Year | 1st | 2nd | 3rd | 4th | Total | Finish | Money |
|---|---|---|---|---|---|---|---|
| 2020 | 71 | 63 | 68 | 65 | 267 | T20 | $78,400 |
| 2021 | 67 | 70 | 74 | 69 | 280 | T70 | 12,992.00 |
| | | | | | | **Total** | **$91,392** |

**Baiocchi, Hugh (71.00)**

| Year | 1st | 2nd | 3rd | 4th | Total | Finish | Money |
|---|---|---|---|---|---|---|---|
| 1974 | 68 | 72 | 74 | 70 | 284 | T42 | $707.81 |
| | | | | | | **Total** | **$707.81** |

**Baird, Briny (69.74)**

| Year | 1st | 2nd | 3rd | 4th | Total | Finish | Money |
|---|---|---|---|---|---|---|---|
| 1999 | 73 | 70 | 73 | 75 | 291 | T63 | $5,460.00 |
| 2001 | 75 | 67 | 66 | 71 | 279 | T19 | 42,420.00 |
| 2002 | 72 | 70 | 75 | 70 | 287 | T44 | 12,160.00 |
| 2003 | 69 | 72 | 67 | 68 | 276 | T12 | 91,125.00 |
| 2004 | 68 | 74 | | | 142 | CUT | |
| 2005 | 70 | 72 | | | 142 | CUT | |
| 2006 | 68 | 72 | 71 | 69 | 280 | T22 | 46,416.67 |
| 2007 | 70 | 69 | 73 | 72 | 284 | T77 | 9,100.00 |
| 2008 | 67 | 68 | 62 | 69 | 266 | T9 | 122,400.00 |
| 2009 | 72 | 68 | | | 140 | CUT | |
| 2010 | 66 | 68 | 68 | 68 | 270 | T49 | 12,724.50 |
| 2011 | 68 | 69 | 68 | 67 | 272 | T30 | 28,964.00 |
| | | | | | | **Total** | **$370,770.17** |

**Baird, Butch (71.71)**

| Year | 1st | 2nd | 3rd | 4th | Total | Finish | Money |
|---|---|---|---|---|---|---|---|
| 1963 | 71 | 73 | 74 | 69 | 287 | T30 | $275.00 |
| 1966 | 76 | 71 | 78 | | 225 | W/D | |
| 1967 | 72 | 72 | 72 | 73 | 289 | T59 | |
| 1968 | 72 | 69 | 72 | 69 | 282 | T34 | 773.44 |
| 1969 | 73 | 71 | | | 144 | CUT | |
| 1970 | 71 | 70 | 72 | 75 | 288 | T59 | 300.00 |
| 1973 | 66 | 69 | 70 | 69 | 274 | T12 | 3,937.50 |
| 1974 | 72 | 68 | 72 | 73 | 285 | T50 | 517.78 |
| 1976 | 71 | 70 | 67 | 72 | 280 | T32 | 1,219.00 |
| 1977 | 70 | 77 | 71 | 71 | 289 | T40 | 822.44 |
| 1979 | 77 | | | | 77 | W/D | |
| 1980 | 71 | 76 | 76 | 69 | 292 | T51 | 588.34 |
| | | | | | | **Total** | **$8,433.50** |

**Baker, Ab (77.25)**

| Year | 1st | 2nd | 3rd | 4th | Total | Finish | Money |
|---|---|---|---|---|---|---|---|
| 1959 | 77 | 72 | 77 | 83 | 309 | 61 | |
| | | | | | | **Total** | |

**Baker, Bobby (77.50)**

| Year | 1st | 2nd | 3rd | 4th | Total | Finish | Money |
|---|---|---|---|---|---|---|---|
| 1979 | 74 | 81 | | | 155 | CUT | |
| | | | | | | **Total** | |

**Baker, Chris (66.75)**

| Year | 1st | 2nd | 3rd | 4th | Total | Finish | Money |
|---|---|---|---|---|---|---|---|
| 2021 | 71 | 63 | 68 | 65 | 267 | T20 | $78,400.00 |
| | | | | | | **Total** | **$78,400.00** |

**Baker, Newell (81.00)**

| Year | 1st | 2nd | 3rd | 4th | Total | Finish | Money |
|---|---|---|---|---|---|---|---|
| 1952 | 83 | 86 | 80 | 81 | 330 | 59 | |
| 1954 | 83 | 83 | 86 | 79 | 331 | T70 | |
| 1956 | 83 | 82 | 76 | 73 | 314 | 69 | |
| 1961 | 82 | 77 | | | 159 | CUT | |
| | | | | | | **Total** | |

**Baker-Finch, Ian (75.33)**

| Year | 1st | 2nd | 3rd | 4th | Total | Finish | Money |
|---|---|---|---|---|---|---|---|
| 1985 | 73 | 71 | 78 | 77 | 299 | T53 | $913.14 |
| 1993 | 78 | 75 | | | 153 | CUT | |
| | | | | | | **Total** | **$913.14** |

**Balding, Al (70.81)**

| Year | 1st | 2nd | 3rd | 4th | Total | Finish | Money |
|---|---|---|---|---|---|---|---|
| 1958 | 68 | 68 | 72 | 70 | 278 | T7 | $700.00 |
| 1960 | 71 | 70 | 79 | 73 | 293 | T38 | |
| 1969 | 71 | 69 | 66 | 73 | 279 | T11 | 3,136.00 |
| 1970 | 70 | 69 | 74 | 70 | 283 | T34 | 1,026.00 |
| | | | | | | **Total** | **$4,862.00** |

**Ball, Errie (73.58)**

| Year | 1st | 2nd | 3rd | 4th | Total | Finish | Money |
|---|---|---|---|---|---|---|---|
| 1948 | 74 | 72 | 73 | 73 | 292 | T27 | |
| 1949 | 76 | 69 | 74 | 75 | 294 | T36 | |
| 1950 | 77 | 72 | 77 | 71 | 297 | T43 | |
| | | | | | | **Total** | |

**Ball, Ted (72.25)**

| Year | 1st | 2nd | 3rd | 4th | Total | Finish | Money |
|---|---|---|---|---|---|---|---|
| 1963 | 73 | 68 | 72 | 76 | 289 | T36 | $143.33 |
| | | | | | | **Total** | **$143.33** |

**Ballesteros, Seve (72.17)**

| Year | 1st | 2nd | 3rd | 4th | Total | Finish | Money |
|---|---|---|---|---|---|---|---|
| 1978 | 72 | 75 | 69 | 66 | 282 | 1 | $48,000.00 |
| 1979 | 72 | 74 | 74 | 70 | 290 | T12 | 4,750.00 |
| 1981 | 76 | 70 | 73 | 75 | 294 | T45 | 825.75 |
| | | | | | | **Total** | **$53,575.75** |

**Barbarossa, Bob (73.00)**

| Year | 1st | 2nd | 3rd | 4th | Total | Finish | Money |
|---|---|---|---|---|---|---|---|
| 1972 | 72 | 70 | 77 | | 219 | DQ | |
| 1973 | 72 | 74 | | | 146 | CUT | |
| | | | | | | **Total** | |

**Barber, Aaron (73.00)**

| Year | 1st | 2nd | 3rd | 4th | Total | Finish | Money |
|---|---|---|---|---|---|---|---|
| 2003 | 69 | 74 | 76 | 73 | 292 | T83 | $7,785.00 |
| | | | | | | **Total** | **$7,785.00** |

**Barber, Blayne (68.14)**

| Year | 1st | 2nd | 3rd | 4th | Total | Finish | Money |
|---|---|---|---|---|---|---|---|
| 2015 | 67 | 71 | | | 138 | CUT | |
| 2016 | 67 | 70 | 65 | 66 | 268 | T14 | $92,400.00 |
| 2017 | 69 | 67 | 71 | 70 | 277 | T64 | 12,064.00 |
| 2018 | 68 | 69 | 69 | 65 | 271 | T41 | 22,800.00 |
| | | | | | | **Total** | **$127,264.00** |

**Barber, Dave (72.50)**

| Year | 1st | 2nd | 3rd | 4th | Total | Finish | Money |
|---|---|---|---|---|---|---|---|
| 1973 | 72 | 73 | | | 145 | CUT | |
| | | | | | | **Total** | |

**Barber, Jerry (75.41)**

| Year | 1st | 2nd | 3rd | 4th | Total | Finish | Money |
|---|---|---|---|---|---|---|---|
| 1949 | 73 | 65 | 71 | 73 | 282 | T10 | $365.00 |
| 1950 | 75 | 74 | 73 | 79 | 301 | T52 | |
| 1951 | 77 | 72 | 72 | 74 | 295 | T22 | |
| 1953 | 80 | 69 | 74 | 77 | 300 | 60 | |
| 1954 | 75 | 74 | 77 | | 226 | W/D | |
| 1955 | 67 | 73 | 69 | 69 | 278 | T7 | 595.00 |
| 1965 | 71 | 73 | 77 | 71 | 292 | T53 | |
| 1970 | 76 | 67 | 77 | 74 | 294 | T72 | 300.00 |
| 1973 | 72 | 73 | | | 145 | CUT | |
| | | | | | | **Total** | **$1,260.00** |

**Barber, Jim (75.50)**

| Year | 1st | 2nd | 3rd | 4th | Total | Finish | Money |
|---|---|---|---|---|---|---|---|
| 1982 | 74 | 77 | | | 151 | CUT | |
| | | | | | | **Total** | |

**Barber, Miller (70.87)**

| Year | 1st | 2nd | 3rd | 4th | Total | Finish | Money |
|---|---|---|---|---|---|---|---|
| 1960 | 74 | 70 | 76 | 73 | 293 | T38 | |
| 1962 | 77 | 75 | 76 | | 228 | CUT | |
| 1963 | 71 | 68 | 75 | 70 | 284 | T22 | $545.00 |
| 1965 | 71 | 71 | 69 | 70 | 281 | T7 | 2,275.00 |
| 1966 | 71 | 73 | 68 | 65 | 277 | T3 | 6,250.00 |
| 1967 | 73 | 70 | 70 | 70 | 283 | T29 | 843.75 |
| 1968 | 70 | 67 | 66 | 71 | 274 | T8 | 3,895.83 |
| 1969 | 70 | | | | 70 | W/D | |
| 1970 | 69 | 64 | 72 | 68 | 273 | 2 | 20,500.00 |
| 1971 | 67 | 70 | 69 | 71 | 277 | T5 | 7,315.00 |
| 1972 | 66 | 76 | 73 | 69 | 284 | T54 | 347.83 |
| 1973 | 70 | 71 | | | 141 | W/D | |
| 1974 | 68 | 69 | 72 | 78 | 287 | T62 | 391.09 |
| 1975 | 73 | 71 | 73 | 73 | 290 | T27 | 1,595.00 |
| 1976 | 68 | 67 | 69 | 67 | 271 | 3 | 16,330.00 |
| 1977 | 72 | 71 | 71 | 71 | 285 | T14 | 3,642.50 |
| 1979 | 70 | 73 | 74 | 74 | 291 | T18 | 2,937.50 |
| 1980 | 74 | 69 | 73 | 71 | 287 | T21 | 2,600.00 |
| 1983 | 73 | 69 | 74 | 69 | 285 | T10 | 10,400.00 |
| | | | | | | **Total** | **$79,868.50** |

**Barcelo, Rich (72.17)**

| Year | 1st | 2nd | 3rd | 4th | Total | Finish | Money |
|---|---|---|---|---|---|---|---|
| 2004 | 70 | 76 | | | 146 | CUT | |
| 2007 | 72 | 69 | | | 141 | CUT | |
| 2010 | 76 | 70 | | | 146 | CUT | |
| | | | | | | **Total** | |

**Bare, Andy (68.50)**

| Year | 1st | 2nd | 3rd | 4th | Total | Finish | Money |
|---|---|---|---|---|---|---|---|
| 2007 | 70 | 66 | 68 | 70 | 274 | T20 | $52,142.86 |
| | | | | | | **Total** | **$52,142.86** |

**Bare, R. (78.50)**

| Year | 1st | 2nd | 3rd | 4th | Total | Finish | Money |
|---|---|---|---|---|---|---|---|
| 1959 | 74 | 77 | 78 | 85 | 314 | 68 | |
| | | | | | | **Total** | |

**Barjon, Paul (72.50)**

| Year | 1st | 2nd | 3rd | 4th | Total | Finish | Money |
|---|---|---|---|---|---|---|---|
| 2022 | 74 | 71 | | | 145 | CUT | |
| | | | | | | **Total** | |

**Barker, James (76.00)**

| Year | 1st | 2nd | 3rd | 4th | Total | Finish | Money |
|---|---|---|---|---|---|---|---|
| 1972 | 74 | 78 | | | 152 | CUT | |
| | | | | | | **Total** | |

**Barkovich, Tony (74.50)**

| Year | 1st | 2nd | 3rd | 4th | Total | Finish | Money |
|---|---|---|---|---|---|---|---|
| 1953 | 76 | 71 | 76 | 75 | 298 | 56 | |
| | | | | | | **Total** | |

**Barlow, Craig (71.50)**

| Year | 1st | 2nd | 3rd | 4th | Total | Finish | Money |
|---|---|---|---|---|---|---|---|
| 1998 | 74 | 75 | | | 149 | CUT | |
| 1999 | 74 | 73 | | | 147 | CUT | |
| 2007 | 68 | 71 | 72 | 68 | 279 | T57 | $11,000.00 |
| 2010 | 66 | 74 | | | 140 | CUT | |
| | | | | | | **Total** | **$11,000.00** |

**Barnblatt, Michael (74.00)**

| Year | 1st | 2nd | 3rd | 4th | Total | Finish | Money |
|---|---|---|---|---|---|---|---|
| 1985 | 74 | | | | 74 | W/D | |
| | | | | | | **Total** | |

**Barnes, Ed (76.93)**

| Year | 1st | 2nd | 3rd | 4th | Total | Finish | Money |
|---|---|---|---|---|---|---|---|
| 1953 | 77 | 73 | 77 | 78 | 305 | T66 | |
| 1955 | 71 | 75 | 79 | 82 | 307 | T66 | |
| 1956 | 79 | 79 | | | 158 | CUT | |
| 1957 | 77 | 75 | 82 | 73 | 307 | 67 | |
| | | | | | | **Total** | |

**Barnes, Ricky (69.13)**

| Year | 1st | 2nd | 3rd | 4th | Total | Finish | Money |
|---|---|---|---|---|---|---|---|
| 2003 | 71 | 74 | | | 145 | CUT | |
| 2009 | 70 | 69 | | | 139 | CUT | |
| 2012 | 74 | 69 | | | 143 | CUT | |
| 2013 | 69 | 69 | 69 | 67 | 274 | T20 | $57,416.67 |
| 2014 | 66 | 69 | 66 | 70 | 271 | T24 | 41,008.75 |
| 2015 | 76 | 66 | | | 142 | CUT | |
| 2017 | 69 | 67 | 68 | 65 | 269 | T16 | 78,735.00 |
| 2018 | 66 | 70 | 70 | 71 | 277 | T70 | 11,880.00 |
| 2022 | 74 | 68 | | | 142 | CUT | |
| | | | | | | **Total** | **$189,040.42** |

**Barnum, John (75.00)**

| Year | 1st | 2nd | 3rd | 4th | Total | Finish | Money |
|---|---|---|---|---|---|---|---|
| 1965 | 75 | 75 | | | 150 | CUT | |
| | | | | | | **Total** | |

**Barr, Dave (72.56)**

| Year | 1st | 2nd | 3rd | 4th | Total | Finish | Money |
|---|---|---|---|---|---|---|---|
| 1980 | 76 | 75 | | | 151 | CUT | |
| 1981 | 74 | 76 | | | 150 | CUT | |
| 1989 | 71 | 69 | 73 | 73 | 286 | 10 | $27,000.00 |
| 1990 | 71 | 76 | 75 | 71 | 293 | T47 | 3,171.88 |
| 1991 | 70 | 72 | 71 | 73 | 286 | T51 | 2,925.00 |
| 1992 | 74 | 70 | 68 | 75 | 287 | T41 | 4,375.00 |
| 1993 | 74 | 79 | | | 153 | CUT | |
| 1994 | 72 | 71 | 68 | 74 | 285 | T22 | 13,521.42 |
| 1995 | 71 | 68 | 72 | 72 | 283 | T25 | 11,962.50 |
| 1996 | 78 | 69 | | | 147 | CUT | |
| 1998 | 71 | 75 | | | 146 | CUT | |
| | | | | | | **Total** | **$62,955.80** |

**Barr, Jr., Ray (75.17)**

| Year | 1st | 2nd | 3rd | 4th | Total | Finish | Money |
|---|---|---|---|---|---|---|---|
| 1987 | 75 | 74 | 76 | 75 | 300 | T66 | $1,224.00 |
| 1989 | 77 | 74 | | | 151 | CUT | |
| | | | | | | **Total** | **$1,224.00** |

**Barranger, Todd (74.00)**

| Year | 1st | 2nd | 3rd | 4th | Total | Finish | Money |
|---|---|---|---|---|---|---|---|
| 1994 | 76 | 71 | | | 147 | CUT | |
| 2003 | 74 | 75 | | | 149 | CUT | |
| | | | | | | **Total** | |

**Barrier, Jerry (76.00)**

| Year | 1st | 2nd | 3rd | 4th | Total | Finish | Money |
|---|---|---|---|---|---|---|---|
| 1973 | 76 | | | | 76 | W/D | |
| | | | | | | **Total** | |

**Barron, Doug (71.87)**

| Year | 1st | 2nd | 3rd | 4th | Total | Finish | Money |
|---|---|---|---|---|---|---|---|
| 1997 | 70 | 67 | 72 | 75 | 284 | T29 | $11,566.25 |
| 1998 | 73 | 71 | | | 144 | CUT | |
| 2001 | 72 | | | | 72 | W/D | |
| 2003 | 75 | 73 | | | 148 | CUT | |
| 2005 | 72 | 73 | | | 145 | CUT | |
| 2006 | 68 | 71 | 75 | 71 | 285 | T52 | 11,542.86 |
| | | | | | | **Total** | **$23,109.11** |

**Barron, Herman (72.38)**

| Year | 1st | 2nd | 3rd | 4th | Total | Finish | Money |
|---|---|---|---|---|---|---|---|
| 1946 | | | | | 286 | T12 | $167.50 |
| 1947 | | | | | 293 | T8 | 450.00 |
| | | | | | | **Total** | **$617.50** |

**Baryla, Chris (70.00)**

| Year | 1st | 2nd | 3rd | 4th | Total | Finish | Money |
|---|---|---|---|---|---|---|---|
| 2011 | 69 | 71 | | | 140 | CUT | |
| | | | | | | **Total** | |

**Basinger, Buzzy (77.00)**

| Year | 1st | 2nd | 3rd | 4th | Total | Finish | Money |
|---|---|---|---|---|---|---|---|
| 1957 | 76 | 78 | | | 154 | CUT | |
| | | | | | | **Total** | |

**Batdorff, Bob (75.00)**

| Year | 1st | 2nd | 3rd | 4th | Total | Finish | Money |
|---|---|---|---|---|---|---|---|
| 1965 | 71 | 77 | 75 | 77 | 300 | 70 | |
| | | | | | | **Total** | |

**Bateman, Brian (71.64)**

| Year | 1st | 2nd | 3rd | 4th | Total | Finish | Money |
|---|---|---|---|---|---|---|---|
| 2002 | 73 | 78 | | | 151 | CUT | |
| 2003 | 73 | 73 | | | 146 | CUT | |
| 2005 | 70 | 71 | 67 | 69 | 277 | T21 | $48,357.14 |
| 2006 | 70 | 76 | | | 146 | CUT | |
| 2007 | 70 | 71 | | | 141 | CUT | |
| 2009 | 71 | 71 | | | 142 | CUT | |
| | | | | | | **Total** | **$48,357.14** |

**Bates, Ben (72.14)**

| Year | 1st | 2nd | 3rd | 4th | Total | Finish | Money |
|---|---|---|---|---|---|---|---|
| 1998 | 71 | 72 | 71 | 70 | 284 | T23 | $18,542.86 |
| 1999 | 73 | 69 | 74 | 70 | 286 | T40 | 10,400.00 |
| 2000 | 73 | 70 | 75 | 76 | 294 | T66 | 6,120.00 |
| 2001 | 70 | 76 | | | 146 | CUT | |
| | | | | | | **Total** | **$35,062.86** |

**Bates, Pat (72.75)**

| Year | 1st | 2nd | 3rd | 4th | Total | Finish | Money |
|---|---|---|---|---|---|---|---|
| 1993 | 82 | 75 | | | 157 | CUT | |
| 1995 | 68 | 77 | | | 145 | CUT | |
| 2002 | 71 | 67 | 73 | 70 | 281 | T10 | $91,200.00 |
| 2003 | 74 | 74 | | | 148 | CUT | |
| 2004 | 71 | 71 | | | 142 | CUT | |
| | | | | | | **Total** | **$91,200.00** |

**Bates, Sam (72.25)**

| Year | 1st | 2nd | 3rd | 4th | Total | Finish | Money |
|---|---|---|---|---|---|---|---|
| 1942 | 143 | 71 | 75 | | 289 | T18 | |
| | | | | | | **Total** | |

**Baucom, Olin (80.00)**

| Year | 1st | 2nd | 3rd | 4th | Total | Finish | Money |
|---|---|---|---|---|---|---|---|
| 1959 | 78 | 82 | | | 160 | CUT | |
| | | | | | | **Total** | |

**Baxter, Rex (71.65)**

| Year | 1st | 2nd | 3rd | 4th | Total | Finish | Money |
|---|---|---|---|---|---|---|---|
| 1962 | 68 | 72 | 77 | 73 | 290 | T21 | $540.00 |
| 1965 | 72 | 73 | 71 | 70 | 286 | T25 | 687.50 |
| 1966 | 73 | 71 | 75 | | 219 | W/D | |
| 1967 | 73 | 68 | 66 | 69 | 276 | 7 | 4,250.00 |
| 1968 | 73 | 74 | | | 147 | CUT | |
| | | | | | | **Total** | **$5,477.50** |

**Bayer, George (72.39)**

| Year | 1st | 2nd | 3rd | 4th | Total | Finish | Money |
|---|---|---|---|---|---|---|---|
| 1956 | 73 | 77 | 72 | 74 | 296 | T31 | |
| 1962 | 69 | 73 | 71 | 74 | 287 | T10 | $1,016.67 |
| 1963 | 73 | 72 | 72 | 76 | 293 | T48 | |
| 1964 | 67 | 75 | 75 | 75 | 292 | T39 | 60.71 |
| 1965 | 76 | 71 | 73 | 72 | 292 | T53 | |
| 1966 | 71 | 70 | 70 | 73 | 284 | T21 | 953.57 |
| 1967 | 73 | 72 | 68 | 70 | 283 | T29 | 843.75 |
| | | | | | | **Total** | **$2,874.70** |

**Bayha, Max (78.00)**

| Year | 1st | 2nd | 3rd | 4th | Total | Finish | Money |
|---|---|---|---|---|---|---|---|
| 1960 | 83 | 73 | | | 156 | CUT | |
| | | | | | | **Total** | |

**Bean, Andy (72.57)**

| Year | 1st | 2nd | 3rd | 4th | Total | Finish | Money |
|---|---|---|---|---|---|---|---|
| 1976 | 72 | 71 | 70 | 71 | 284 | T56 | $465.75 |
| 1977 | 67 | 76 | 69 | 74 | 286 | T20 | 2,266.00 |
| 1978 | 75 | | | | 75 | W/D | |
| 1979 | 77 | 74 | | | 151 | CUT | |
| 1980 | 70 | 74 | 66 | 75 | 285 | T11 | 5,125.00 |
| 1984 | 71 | 67 | 72 | 70 | 280 | 1 | 72,000.00 |
| 1985 | 74 | 74 | 73 | 75 | 296 | T37 | 1,760.00 |
| 1986 | 68 | 70 | 72 | 67 | 277 | 2 | 54,000.00 |
| 1988 | 70 | 76 | | | 146 | CUT | |
| 1990 | 74 | 78 | | | 152 | CUT | |
| 1991 | 75 | 68 | 71 | 70 | 284 | T40 | 4,875.00 |
| 1992 | 75 | 75 | | | 150 | CUT | |
| 1996 | 76 | 74 | | | 150 | CUT | |
| 1997 | 77 | 74 | | | 151 | CUT | |
| 1998 | 74 | 73 | | | 147 | CUT | |
| 1999 | 72 | 73 | | | 145 | CUT | |
| 2000 | 75 | 71 | | | 146 | CUT | |
| 2001 | 71 | 73 | | | 144 | CUT | |
| 2002 | 77 | 75 | | | 152 | CUT | |
| | | | | | | **Total** | **$140,491.75** |

**Beard, Frank (72.31)**

| Year | 1st | 2nd | 3rd | 4th | Total | Finish | Money |
|---|---|---|---|---|---|---|---|
| 1966 | 69 | 71 | 74 | 70 | 284 | T21 | $953.57 |
| 1967 | 74 | 70 | 72 | 69 | 285 | T44 | 322.50 |
| 1968 | 72 | 69 | 65 | 72 | 278 | T16 | 1,993.75 |
| 1969 | 69 | 69 | 76 | 69 | 283 | T30 | 819.20 |
| 1972 | 74 | 66 | 68 | 71 | 279 | T28 | 1,450.00 |
| 1975 | 79 | 74 | | | 153 | CUT | |
| 1976 | 73 | 70 | 72 | 76 | 291 | 82 | |
| 1977 | 78 | 71 | | | 149 | CUT | |
| 1978 | 71 | 75 | 75 | 74 | 295 | T60 | 486.00 |
| 1979 | 72 | 83 | | | 155 | CUT | |
| 1981 | 79 | | | | 79 | W/D | |
| | | | | | | **Total** | **$6,025.02** |

**Beaver, Bill (79.50)**

| Year | 1st | 2nd | 3rd | 4th | Total | Finish | Money |
|---|---|---|---|---|---|---|---|
| 1957 | 77 | 82 | | | 159 | CUT | |
| | | | | | | **Total** | |

**Beck, Avery (73.51)**

| Year | 1st | 2nd | 3rd | 4th | Total | Finish | Money |
|---|---|---|---|---|---|---|---|
| 1952 | 73 | 69 | 75 | 74 | 291 | T27 | |
| 1953 | 76 | 68 | 79 | 73 | 296 | T49 | |
| 1954 | 73 | 73 | 74 | 75 | 295 | T27 | |
| 1956 | 78 | 75 | 74 | 72 | 299 | T42 | |
| 1957 | 73 | 71 | 69 | 72 | 285 | T13 | $400.00 |
| 1958 | 72 | 75 | 74 | 76 | 297 | T61 | |
| 1959 | 73 | 72 | 73 | 79 | 297 | T41 | |
| 1961 | 71 | 77 | 76 | 73 | 297 | T31 | 25.00 |
| 1962 | 75 | 76 | 74 | | 225 | CUT | |
| 1964 | 74 | 72 | 70 | 73 | 289 | T30 | 412.50 |
| 1965 | 73 | 70 | 74 | 70 | 287 | T31 | 575.00 |
| 1967 | 75 | 75 | | | 150 | CUT | |
| | | | | | | **Total** | **$1,412.50** |

**Beck, Chip (72.38)**

| Year | 1st | 2nd | 3rd | 4th | Total | Finish | Money |
|---|---|---|---|---|---|---|---|
| 1979 | 78 | 80 | | | 158 | CUT | |
| 1980 | 71 | 77 | | | 148 | CUT | |
| 1982 | 72 | 72 | 79 | 83 | 306 | T72 | $582.00 |
| 1983 | 71 | 74 | 74 | 70 | 289 | T19 | 4,208.88 |
| 1984 | 76 | 73 | | | 149 | CUT | |
| 1986 | 72 | 69 | 71 | 69 | 281 | T6 | 15,125.00 |
| 1987 | 73 | 71 | 73 | 70 | 287 | T7 | 18,075.00 |
| 1988 | 70 | 70 | 72 | 69 | 281 | T6 | 32,375.00 |
| 1989 | 74 | 70 | 70 | 74 | 288 | T15 | 14,066.66 |
| 1990 | 72 | 72 | 70 | 72 | 286 | T7 | 38,958.33 |
| 1991 | 72 | 69 | 69 | 72 | 282 | T22 | 13,000.00 |
| 1992 | 69 | 67 | 75 | 68 | 279 | T3 | 53,437.50 |
| 1993 | 69 | 74 | 74 | 71 | 288 | T27 | 10,425.00 |
| 1994 | 71 | 73 | 71 | 73 | 288 | T37 | 6,450.00 |
| 1995 | 71 | 73 | | | 144 | CUT | |
| 1996 | 67 | 77 | 72 | 72 | 288 | T48 | 4,432.50 |
| 1997 | 72 | 73 | | | 145 | CUT | |
| 1998 | 73 | 72 | | | 145 | CUT | |
| 1999 | 75 | 75 | | | 150 | CUT | |
| 2000 | 78 | 72 | | | 150 | CUT | |
| | | | | | | **Total** | **$211,135.87** |

**Beck, Larry (73.61)**

| Year | 1st | 2nd | 3rd | 4th | Total | Finish | Money |
|---|---|---|---|---|---|---|---|
| 1959 | 73 | 68 | 72 | 79 | 292 | T30 | |
| 1962 | 78 | 76 | | | 154 | CUT | |
| 1964 | 76 | 70 | 73 | 73 | 292 | T39 | $60.71 |
| 1965 | 72 | 73 | 77 | 67 | 289 | T37 | 362.50 |
| 1966 | 75 | 72 | 76 | 75 | 298 | 67 | |
| | | | | | | **Total** | **$423.21** |

**Beck, Rick (76.50)**

| Year | 1st | 2nd | 3rd | 4th | Total | Finish | Money |
|---|---|---|---|---|---|---|---|
| 1978 | 81 | 72 | | | 153 | CUT | |
| | | | | | | **Total** | |

**Beckman, Cameron (70.41)**

| Year | 1st | 2nd | 3rd | 4th | Total | Finish | Money |
|---|---|---|---|---|---|---|---|
| 1999 | 68 | 74 | 75 | 74 | 291 | T63 | $5,460.00 |
| 2000 | 75 | 79 | | | 154 | CUT | |
| 2004 | 71 | 67 | 71 | 69 | 278 | T16 | 73,600.00 |
| 2005 | 70 | 69 | 70 | 68 | 277 | T21 | 48,357.14 |
| 2007 | 68 | 68 | 69 | 72 | 277 | T37 | 19,016.67 |
| 2008 | 70 | 69 | | | 139 | CUT | |
| 2010 | 67 | 69 | 65 | 70 | 271 | T53 | 11,433.27 |
| 2011 | 73 | 69 | | | 142 | CUT | |
| 2012 | 73 | 66 | 69 | 74 | 282 | T66 | 10,660.00 |
| 2014 | 75 | 67 | | | 142 | CUT | |
| | | | | | | **Total** | **$168,527.08** |

**Becknell, Bob (82.00)**

| Year | 1st | 2nd | 3rd | 4th | Total | Finish | Money |
|---|---|---|---|---|---|---|---|
| 1962 | 78 | 86 | | | 164 | CUT | |
| | | | | | | **Total** | |

**Beem, Rich (69.48)**

| Year | 1st | 2nd | 3rd | 4th | Total | Finish | Money |
|---|---|---|---|---|---|---|---|
| 1999 | 78 | 69 | | | 147 | CUT | |
| 2001 | 71 | 65 | 70 | 71 | 277 | T12 | $68,600.00 |
| 2002 | 72 | | | | 72 | W/D | |
| 2006 | 69 | 73 | 72 | 70 | 284 | T43 | 14,900.00 |
| 2007 | 69 | 69 | 69 | 70 | 277 | T37 | 19,016.67 |
| 2008 | 70 | 67 | 63 | 63 | 263 | 3 | 346,800.00 |
| 2009 | 67 | 67 | 68 | 74 | 276 | 63 | 10,914.00 |
| 2011 | 71 | 70 | | | 141 | CUT | |
| | | | | | | **Total** | **$460,230.67** |

**Begay III, Notah (73.00)**

| Year | 1st | 2nd | 3rd | 4th | Total | Finish | Money |
|---|---|---|---|---|---|---|---|
| 1999 | 72 | 70 | 77 | 70 | 289 | T54 | $5,980.00 |
| 2000 | 74 | 74 | | | 148 | CUT | |
| 2003 | 75 | 72 | | | 147 | CUT | |
| | | | | | | **Total** | **$5,980.00** |

**Beiersdorf, Russell (71.50)**

| Year | 1st | 2nd | 3rd | 4th | Total | Finish | Money |
|---|---|---|---|---|---|---|---|
| 1993 | 75 | 71 | 69 | 71 | 286 | T20 | $16,250.00 |
| | | | | | | **Total** | **$16,250.00** |

**Beley, Frank (77.00)**

| Year | 1st | 2nd | 3rd | 4th | Total | Finish | Money |
|---|---|---|---|---|---|---|---|
| 1960 | 76 | 78 | | | 154 | CUT | |
| | | | | | | **Total** | |

**Beljan, Carl (75.33)**

| Year | 1st | 2nd | 3rd | 4th | Total | Finish | Money |
|---|---|---|---|---|---|---|---|
| 1948 | 81 | 71 | | | 152 | W/D | |
| 1949 | 72 | 76 | 73 | 79 | 300 | 39 | |
| | | | | | | **Total** | |

**Beljan, Charlie (70.10)**

| Year | 1st | 2nd | 3rd | 4th | Total | Finish | Money |
|---|---|---|---|---|---|---|---|
| 2012 | 70 | 70 | | | 140 | CUT | |
| 2013 | 69 | 67 | 69 | 69 | 274 | T20 | $57,416.66 |
| 2014 | 72 | 70 | | | 142 | CUT | |
| 2015 | 71 | 74 | | | 145 | CUT | |
| | | | | | | **Total** | **$57,416.66** |

**Bell, Brad (74.50)**

| Year | 1st | 2nd | 3rd | 4th | Total | Finish | Money |
|---|---|---|---|---|---|---|---|
| 1991 | 76 | 73 | | | 149 | CUT | |
| | | | | | | **Total** | |

**Beman, Deane (70.67)**

| Year | 1st | 2nd | 3rd | 4th | Total | Finish | Money |
|---|---|---|---|---|---|---|---|
| 1968 | 74 | | | | 74 | W/D | |
| 1969 | 68 | 69 | 67 | 73 | 277 | T8 | $4,520.00 |
| 1970 | 75 | 72 | | | 147 | CUT | |
| 1971 | 70 | 70 | 72 | 70 | 282 | T28 | 1,220.75 |
| 1972 | 67 | 69 | 73 | 71 | 280 | T30 | 1,252.00 |
| | | | | | | **Total** | **$6,992.75** |

**Bembridge, Maurice (73.13)**

| Year | 1st | 2nd | 3rd | 4th | Total | Finish | Money |
|---|---|---|---|---|---|---|---|
| 1970 | 77 | 73 | | | 150 | CUT | |
| 1975 | 72 | 73 | 70 | 69 | 284 | 8 | $6,650.00 |
| 1976 | 81 | 70 | | | 151 | CUT | |
| | | | | | | **Total** | **$6,650.00** |

**Bender, Mike (74.25)**

| Year | 1st | 2nd | 3rd | 4th | Total | Finish | Money |
|---|---|---|---|---|---|---|---|
| 1987 | 77 | 72 | 76 | 72 | 297 | T54 | $1,350.00 |
| | | | | | | **Total** | **$1,350.00** |

**Benepe, Jim (73.60)**

| Year | 1st | 2nd | 3rd | 4th | Total | Finish | Money |
|---|---|---|---|---|---|---|---|
| 1989 | 71 | 75 | 73 | 76 | 295 | T63 | $2,100.00 |
| 1990 | 75 | 73 | | | 148 | CUT | |
| 1991 | 72 | 69 | 79 | 73 | 293 | 70 | 2,500.00 |
| | | | | | | **Total** | **$4,600.00** |

**Bengoechea, Aaron (75.50)**

| Year | 1st | 2nd | 3rd | 4th | Total | Finish | Money |
|---|---|---|---|---|---|---|---|
| 2000 | 74 | 68 | 84 | 76 | 302 | 79 | $5,460.00 |
| | | | | | | **Total** | **$5,460.00** |

**Bennett, Bill (81.00)**

| Year | 1st | 2nd | 3rd | 4th | Total | Finish | Money |
|---|---|---|---|---|---|---|---|
| 1957 | 81 | 81 | | | 162 | CUT | |
| | | | | | | **Total** | |

**Bennett, Grant (85.90)**

| Year | 1st | 2nd | 3rd | 4th | Total | Finish | Money |
|---|---|---|---|---|---|---|---|
| 1952 | 79 | 79 | 75 | 80 | 313 | 54 | |
| 1953 | 76 | 75 | 76 | 81 | 308 | T70 | |
| 1954 | 77 | 83 | 78 | | 238 | W/D | |
| | | | | | | **Total** | |

**Bennett, Sam (768.75)**

| Year | 1st | 2nd | 3rd | 4th | Total | Finish | Money |
|---|---|---|---|---|---|---|---|
| 2023 | 70 | 68 | 66 | 71 | 275 | T38 | $31,540.00 |
| | | | | | | **Total** | **$31,540.00** |

**Benning, Bob (74.00)**

| Year | 1st | 2nd | 3rd | 4th | Total | Finish | Money |
|---|---|---|---|---|---|---|---|
| 1961 | 78 | 69 | 74 | 75 | 296 | T28 | $146.66 |
| | | | | | | **Total** | **$146.66** |

**Berganio, Jr., David (71.33)**

| Year | 1st | 2nd | 3rd | 4th | Total | Finish | Money |
|---|---|---|---|---|---|---|---|
| 1997 | 71 | 72 | 70 | 72 | 285 | T37 | $8,740.00 |
| 2001 | 70 | 66 | 68 | 71 | 275 | T4 | 131,950.00 |
| 2002 | 74 | 72 | | | 146 | CUT | |
| 2020 | 74 | 76 | | | 150 | CUT | |
| | | | | | | **Total** | **$140,690.00** |

**Berger, Daniel (69.38)**

| Year | 1st | 2nd | 3rd | 4th | Total | Finish | Money |
|---|---|---|---|---|---|---|---|
| 2015 | 73 | 71 | | | 144 | CUT | |
| 2018 | 70 | 71 | | | 141 | CUT | |
| 2019 | 69 | 67 | 67 | 67 | 270 | T39 | $22,940.00 |
| | | | | | | **Total** | **$22,940.00** |

**Bergeron, Jacob (74.00)**

| Year | 1st | 2nd | 3rd | 4th | Total | Finish | Money |
|---|---|---|---|---|---|---|---|
| 2021 | 71 | 77 | | | 148 | CUT | |
| | | | | | | **Total** | |

**Bergin, Bill (79.50)**

| Year | 1st | 2nd | 3rd | 4th | Total | Finish | Money |
|---|---|---|---|---|---|---|---|
| 1987 | 81 | 78 | | | 159 | CUT | |
| | | | | | | **Total** | |

**Bernardin, George (74.25)**

| Year | 1st | 2nd | 3rd | 4th | Total | Finish | Money |
|---|---|---|---|---|---|---|---|
| 1956 | 78 | 75 | 75 | 76 | 304 | T53 | |
| 1959 | 69 | 73 | 73 | 75 | 290 | T23 | $150.00 |
| | | | | | | **Total** | **$150.00** |

**Berry, George (75.00)**

| Year | 1st | 2nd | 3rd | 4th | Total | Finish | Money |
|---|---|---|---|---|---|---|---|
| 1955 | 71 | 75 | 79 | | 225 | W/D | |
| | | | | | | **Total** | |

**Berry, Jack (79.50)**

| Year | 1st | 2nd | 3rd | 4th | Total | Finish | Money |
|---|---|---|---|---|---|---|---|
| 1952 | 79 | 76 | 76 | 78 | 309 | T45 | |
| 1956 | 87 | 81 | | | 168 | CUT | |
| | | | | | | **Total** | |

**Bertoncino, Jim (76.00)**

| Year | 1st | 2nd | 3rd | 4th | Total | Finish | Money |
|---|---|---|---|---|---|---|---|
| 1982 | 79 | 73 | | | 152 | CUT | |
| | | | | | | **Total** | |

**Bertsch, Shane (70.63)**

| Year | 1st | 2nd | 3rd | 4th | Total | Finish | Money |
|---|---|---|---|---|---|---|---|
| 1996 | 75 | 73 | | | 148 | CUT | |
| 1997 | 71 | 74 | | | 145 | CUT | |
| 2006 | 74 | 76 | | | 150 | CUT | |
| 2008 | 67 | 68 | 67 | 64 | 266 | T9 | $122,400.00 |
| 2011 | 71 | 68 | | | 139 | CUT | |
| 2017 | 75 | 66 | | | 141 | CUT | |
| 2018 | 69 | 72 | | | 141 | CUT | |
| | | | | | | **Total** | **$122,400.00** |

**Besselink, Al (74.76)**

| Year | 1st | 2nd | 3rd | 4th | Total | Finish | Money |
|---|---|---|---|---|---|---|---|
| 1950 | 74 | 73 | 75 | | 222 | W/D | |
| 1953 | 72 | 69 | 73 | 71 | 285 | T15 | $195.00 |
| 1954 | 73 | 72 | 75 | | 220 | W/D | |
| 1956 | 70 | 73 | 70 | 72 | 285 | T8 | 520.00 |
| 1957 | 70 | 69 | 73 | 69 | 281 | 5 | 900.00 |
| 1960 | 70 | 73 | 72 | 73 | 288 | T20 | 290.00 |
| 1964 | 71 | 73 | 78 | 72 | 294 | T51 | |
| 1965 | 77 | 81 | | | 158 | CUT | |
| 1966 | 74 | 67 | 69 | 74 | 284 | T21 | 953.57 |
| 1968 | 74 | 76 | | | 150 | CUT | |
| | | | | | | **Total** | **$2,858.57** |

**Betley, Bob (75.50)**

| Year | 1st | 2nd | 3rd | 4th | Total | Finish | Money |
|---|---|---|---|---|---|---|---|
| 1980 | 70 | 77 | 78 | 77 | 302 | T78 | $462.50 |
| | | | | | | **Total** | **$462.50** |

**Bettencourt, Matt (69.20)**

| Year | 1st | 2nd | 3rd | 4th | Total | Finish | Money |
|---|---|---|---|---|---|---|---|
| 2009 | 69 | 66 | 71 | 67 | 273 | T44 | $14,218.80 |
| 2012 | 72 | 70 | | | 142 | CUT | |
| 2014 | 67 | 72 | | | 139 | CUT | |
| 2015 | 68 | 70 | | | 138 | CUT | |
| | | | | | | **Total** | **$14,218.80** |

**Bezuidenhout, Christian (68.58)**

| Year | 1st | 2nd | 3rd | 4th | Total | Finish | Money |
|---|---|---|---|---|---|---|---|
| 2020 | 71 | 64 | 69 | 68 | 272 | T37 | $29,120.00 |
| 2022 | 66 | 70 | 68 | 70 | 274 | T47 | 19,115.57 |
| 2023 | 69 | 68 | 69 | 71 | 277 | T51 | 18,164.00 |
| | | | | | | **Total** | **$66,399.57** |

**Bhatia, Akshay (71.50)**

| Year | 1st | 2nd | 3rd | 4th | Total | Finish | Money |
|---|---|---|---|---|---|---|---|
| 2020 | 67 | 74 | | | 141 | CUT | |
| 2021 | 72 | 73 | | | 145 | CUT | |
| 2023 | 72 | 71 | | | 143 | CUT | |
| | | | | | | **Total** | |

**Biagetti, Leo (73.20)**

| Year | 1st | 2nd | 3rd | 4th | Total | Finish | Money |
|---|---|---|---|---|---|---|---|
| 1953 | 75 | 76 | | | 151 | CUT | |
| 1954 | 77 | 75 | 74 | 72 | 298 | T37 | |
| 1955 | 72 | 71 | 68 | 72 | 283 | T13 | $253.33 |
| | | | | | | **Total** | **$253.33** |

**Biancalana, Roy (76.50)**

| Year | 1st | 2nd | 3rd | 4th | Total | Finish | Money |
|---|---|---|---|---|---|---|---|
| 1989 | 80 | 73 | | | 153 | CUT | |
| | | | | | | **Total** | |

**Bierne, Bob (75.75)**

| Year | 1st | 2nd | 3rd | 4th | Total | Finish | Money |
|---|---|---|---|---|---|---|---|
| 1957 | 73 | 72 | 78 | 80 | 303 | T63 | |
| | | | | | | **Total** | |

**Biershenk, Tommy (71.00)**

| Year | 1st | 2nd | 3rd | 4th | Total | Finish | Money |
|---|---|---|---|---|---|---|---|
| 2012 | 74 | 68 | | | 142 | CUT | |
| | | | | | | **Total** | |

**Bies, Don (71.32)**

| Year | 1st | 2nd | 3rd | 4th | Total | Finish | Money |
|---|---|---|---|---|---|---|---|
| 1968 | 74 | 68 | 68 | 70 | 280 | T24 | $1,141.25 |
| 1969 | 72 | 72 | | | 144 | CUT | |
| 1970 | 73 | 73 | | | 146 | CUT | |
| 1971 | 70 | 74 | 70 | 72 | 286 | T55 | 271.43 |
| 1973 | 70 | 67 | 70 | 68 | 275 | T16 | 3,255.00 |
| 1974 | 72 | 68 | 72 | 67 | 279 | T22 | 1,916.90 |
| 1975 | 77 | 70 | 72 | 69 | 288 | T20 | 2,305.00 |
| 1976 | 68 | 68 | 72 | 70 | 278 | T21 | 2,185.00 |
| 1977 | 74 | 75 | | | 149 | CUT | |
| 1978 | 74 | 75 | | | 149 | CUT | |
| 1979 | 77 | 74 | | | 151 | CUT | |
| | | | | | | **Total** | **$11,074.58** |

**Bigham, George (72.50)**

| Year | 1st | 2nd | 3rd | 4th | Total | Finish | Money |
|---|---|---|---|---|---|---|---|
| 1956 | 72 | 72 | 72 | 76 | 292 | T21 | $130.00 |
| 1957 | 75 | 74 | 67 | 72 | 288 | T22 | 155.00 |
| | | | | | | **Total** | **$285.00** |

**Bill, Guy (77.00)**

| Year | 1st | 2nd | 3rd | 4th | Total | Finish | Money |
|---|---|---|---|---|---|---|---|
| 1969 | 77 | 77 | | | 154 | CUT | |
| | | | | | | **Total** | |

**Bingham, Claude (81.00)**

| Year | 1st | 2nd | 3rd | 4th | Total | Finish | Money |
|---|---|---|---|---|---|---|---|
| 1961 | 79 | 78 | | | 157 | CUT | |
| 1962 | 84 | 83 | | | 167 | CUT | |
| | | | | | | **Total** | |

**Bisdorf, Bill (75.75)**

| Year | 1st | 2nd | 3rd | 4th | Total | Finish | Money |
|---|---|---|---|---|---|---|---|
| 1957 | 75 | 72 | 83 | 73 | 303 | T63 | |
| | | | | | | **Total** | |

**Bissegger, Jack (79.50)**

| Year | 1st | 2nd | 3rd | 4th | Total | Finish | Money |
|---|---|---|---|---|---|---|---|
| 1961 | 83 | 76 | | | 159 | CUT | |
| 1962 | 75 | 84 | | | 159 | CUT | |
| | | | | | | **Total** | |

**Bjerregard, Lucas (69.00)**

| Year | 1st | 2nd | 3rd | 4th | Total | Finish | Money |
|---|---|---|---|---|---|---|---|
| 2019 | 69 | 69 | | | 138 | CUT | |

**Bjornstad, Henrik (70.50)**

| Year | 1st | 2nd | 3rd | 4th | Total | Finish | Money |
|---|---|---|---|---|---|---|---|
| 2006 | 68 | 74 | 73 | 69 | 284 | T43 | $14,900.00 |
| 2010 | 72 | 67 | | | 139 | CUT | |
| | | | | | | **Total** | **$14,900.00** |

**Black, Bill (82.00)**

| Year | 1st | 2nd | 3rd | 4th | Total | Finish | Money |
|---|---|---|---|---|---|---|---|
| 1957 | 85 | 79 | | | 164 | CUT | |
| | | | | | | **Total** | |

**Black, Bill (73.50)**

| Year | 1st | 2nd | 3rd | 4th | Total | Finish | Money |
|---|---|---|---|---|---|---|---|
| 1953 | 76 | 72 | 71 | 75 | 294 | T43 | |
| | | | | | | **Total** | |

**Black, Doug (74.60)**

| Year | 1st | 2nd | 3rd | 4th | Total | Finish | Money |
|---|---|---|---|---|---|---|---|
| 1981 | 69 | 78 | 76 | 77 | 300 | T71 | $591.00 |
| 1982 | 69 | 70 | 75 | 76 | 290 | T7 | 9,037.50 |
| 1983 | 82 | 74 | | | 156 | CUT | |
| | | | | | | **Total** | **$9,628.50** |

**Black, Ronnie (72.87)**

| Year | 1st | 2nd | 3rd | 4th | Total | Finish | Money |
|---|---|---|---|---|---|---|---|
| 1982 | 75 | 74 | | | 149 | CUT | |
| 1983 | 75 | 73 | 72 | 78 | 298 | T65 | $824.00 |
| 1984 | 72 | 75 | 72 | 72 | 291 | T35 | 1,930.00 |
| 1985 | 75 | 75 | | | 150 | CUT | |
| 1986 | 72 | 75 | | | 147 | CUT | |
| 1988 | 73 | 70 | 70 | 70 | 283 | T15 | 17,000.00 |
| 1989 | 70 | 73 | 73 | 77 | 293 | T50 | 2,348.89 |
| 1990 | 73 | 73 | 76 | 74 | 296 | T61 | 2,712.50 |
| 1991 | 74 | 75 | | | 149 | CUT | |
| 1992 | 70 | 69 | 72 | 72 | 283 | T20 | 13,035.71 |
| 1993 | 72 | 73 | 72 | 76 | 293 | T61 | 3,195.00 |
| 1994 | 74 | 79 | | | 153 | CUT | |
| 1995 | 68 | 70 | 78 | 74 | 290 | T56 | 3,360.00 |
| 1996 | 74 | 69 | 70 | 73 | 286 | T35 | 8,130.00 |
| 1998 | 71 | 69 | 73 | 72 | 285 | T30 | 12,787.50 |
| 2001 | 71 | 72 | | | 143 | CUT | |
| 2002 | 73 | 73 | | | 146 | CUT | |
| | | | | | | **Total** | **$65,323.60** |

**Blackburn, Mike (76.50)**

| Year | 1st | 2nd | 3rd | 4th | Total | Finish | Money |
|---|---|---|---|---|---|---|---|
| 1988 | 76 | 77 | | | 153 | CUT | |
| | | | | | | **Total** | |

**Blackburn, Woody (74.68)**

| Year | 1st | 2nd | 3rd | 4th | Total | Finish | Money |
|---|---|---|---|---|---|---|---|
| 1977 | 72 | 79 | | | 151 | CUT | |
| 1978 | 70 | 77 | 70 | 78 | 295 | T60 | $486.00 |
| 1980 | 77 | 79 | | | 156 | CUT | |
| 1981 | 76 | 80 | | | 156 | CUT | |
| 1982 | 70 | 70 | 75 | 73 | 288 | 4 | 14,400.00 |
| 1983 | 72 | 76 | 73 | 74 | 295 | T54 | 920.00 |
| 1984 | 76 | 74 | | | 150 | CUT | |
| 1985 | 71 | 75 | 77 | 77 | 300 | T60 | 848.00 |
| 1986 | 76 | 73 | | | 149 | CUT | |
| 1987 | 79 | 72 | | | 151 | CUT | |
| | | | | | | **Total** | **$16,654.00** |

**Blackmar, Phil (72.65)**

| Year | 1st | 2nd | 3rd | 4th | Total | Finish | Money |
|---|---|---|---|---|---|---|---|
| 1985 | 70 | 74 | 68 | 81 | 293 | T22 | $3,713.33 |
| 1988 | 73 | 75 | | | 148 | CUT | |
| 1989 | 74 | 78 | | | 152 | CUT | |
| 1990 | 70 | 71 | 74 | 72 | 287 | T10 | 25,138.89 |
| 1991 | 75 | 75 | | | 150 | CUT | |
| 1992 | 67 | 66 | 78 | 71 | 282 | T11 | 23,333.33 |
| 1993 | 74 | 77 | | | 151 | CUT | |
| 1994 | 71 | 80 | | | 151 | CUT | |
| 1995 | 68 | 73 | 73 | 74 | 288 | T51 | 3,577.50 |
| 1996 | 74 | 79 | | | 153 | CUT | |
| 1997 | 71 | 71 | 73 | 69 | 284 | T29 | 11,566.25 |
| 1999 | 71 | 69 | 70 | 68 | 278 | T9 | 70,200.00 |
| 2000 | 74 | 67 | 75 | 73 | 289 | T42 | 10,800.00 |
| | | | | | | **Total** | **$148,329.30** |

**Blair, Horace (78.22)**

| Year | 1st | 2nd | 3rd | 4th | Total | Finish | Money |
|---|---|---|---|---|---|---|---|
| 1952 | 75 | 80 | 80 | 74 | 309 | T45 | amateur |
| 1956 | 79 | | | | 79 | W/D | |
| 1957 | 75 | 77 | 82 | 82 | 316 | 70 | amateur |
| | | | | | | **Total** | |

**Blair, James (80.50)**

| Year | 1st | 2nd | 3rd | 4th | Total | Finish | Money |
|---|---|---|---|---|---|---|---|
| 1984 | 76 | 85 | | | 161 | CUT | |
| | | | | | | **Total** | |

**Blair, Zac (70.27)**

| Year | 1st | 2nd | 3rd | 4th | Total | Finish | Money |
|---|---|---|---|---|---|---|---|
| 2015 | 69 | 73 | | | 142 | CUT | |
| 2017 | 69 | 68 | 73 | | 210 | T80 | $10,324.00 |
| 2018 | 67 | 73 | | | 140 | CUT | |
| 2020 | 69 | 69 | | | 138 | CUT | |
| 2023 | 69 | 74 | | | 143 | CUT | |
| | | | | | | **Total** | **$10,324.00** |

**Blake, Jay Don (73.08)**

| Year | 1st | 2nd | 3rd | 4th | Total | Finish | Money |
|---|---|---|---|---|---|---|---|
| 1987 | 84 | 75 | | | 159 | CUT | |
| 1989 | 77 | 73 | | | 150 | CUT | |
| 1990 | 74 | 70 | 70 | 76 | 290 | T33 | $6,604.16 |
| 1992 | 74 | 72 | | | 146 | CUT | |
| 1995 | 71 | 71 | 70 | 71 | 283 | T25 | 11,962.50 |
| 1996 | 68 | 75 | 75 | 70 | 288 | T48 | 4,432.50 |
| 1997 | 74 | 72 | | | 146 | CUT | |
| 1998 | 73 | 73 | | | 146 | CUT | |
| 1999 | 73 | 72 | | | 145 | CUT | |
| 2003 | 73 | 74 | | | 147 | CUT | |
| | | | | | | **Total** | **$22,999.16** |

**Blancas, Homero (73.43)**

| Year | 1st | 2nd | 3rd | 4th | Total | Finish | Money |
|---|---|---|---|---|---|---|---|
| 1967 | 73 | 69 | 76 | 74 | 292 | T67 | |
| 1969 | 73 | 74 | | | 147 | CUT | |
| 1973 | 75 | | | | 75 | W/D | |
| | | | | | | **Total** | |

**Blanks, Kris (69.08)**

| Year | 1st | 2nd | 3rd | 4th | Total | Finish | Money |
|---|---|---|---|---|---|---|---|
| 2009 | 74 | 62 | 71 | | 207 | T71 | $9,792.00 |
| 2010 | 69 | 68 | 69 | 70 | 276 | T75 | 9,639.00 |
| 2011 | 69 | 65 | 69 | 70 | 273 | T40 | 19,240.00 |
| 2018 | 72 | 70 | | | 142 | CUT | |
| | | | | | | **Total** | **$38,671.00** |

**Blanton, Bill (74.00)**

| Year | 1st | 2nd | 3rd | 4th | Total | Finish | Money |
|---|---|---|---|---|---|---|---|
| 1959 | 75 | 71 | 69 | 76 | 291 | T28 | $115.00 |
| 1960 | 74 | 74 | 74 | 79 | 301 | T66 | |
| | | | | | | **Total** | **$115.00** |

**Blatnak, Steve (76.33)**

| Year | 1st | 2nd | 3rd | 4th | Total | Finish | Money |
|---|---|---|---|---|---|---|---|
| 1951 | 75 | 74 | 80 | | 229 | W/D | |
| | | | | | | **Total** | |

**Blaum, Ryan (70.07)**

| Year | 1st | 2nd | 3rd | 4th | Total | Finish | Money |
|---|---|---|---|---|---|---|---|
| 2007 | 71 | 68 | 72 | 74 | 285 | 82 | $8,800.00 |
| 2009 | 67 | 72 | | | 139 | CUT | |
| 2017 | 72 | 70 | | | 142 | CUT | |
| 2018 | 67 | 66 | 69 | 72 | 274 | T57 | 13,140.00 |
| 2019 | 70 | 71 | | | 141 | CUT | |
| | | | | | | **Total** | **$21,940.00** |

**Blixt, Jonas (68.92)**

| Year | 1st | 2nd | 3rd | 4th | Total | Finish | Money |
|---|---|---|---|---|---|---|---|
| 2012 | 72 | 67 | 67 | 71 | 277 | T55 | $11,856.00 |
| 2015 | 65 | 70 | 62 | 70 | 267 | T10 | 129,600.00 |
| 2016 | 69 | 67 | 67 | 68 | 271 | T33 | 27,751.11 |
| 2017 | 68 | 70 | | | 138 | CUT | |
| 2018 | 69 | 68 | 67 | 66 | 270 | T36 | 28,260.00 |
| 2019 | 70 | 67 | | | | CUT | |
| 2021 | 77 | 71 | | | 148 | CUT | |
| 2022 | 75 | 71 | | | 146 | CUT | |
| | | | | | | **Total** | **$197,467.11** |

**Blocker, Chris (71.75)**

| Year | 1st | 2nd | 3rd | 4th | Total | Finish | Money |
|---|---|---|---|---|---|---|---|
| 1974 | 69 | 72 | 72 | 74 | 287 | T62 | $391.09 |
| | | | | | | **Total** | **$391.09** |

**Blomquist, Ralph (72.50)**

| Year | 1st | 2nd | 3rd | 4th | Total | Finish | Money |
|---|---|---|---|---|---|---|---|
| 1946 | | | | | 289 | T23 | |
| 1954 | 76 | 73 | 72 | 70 | 291 | T12 | $210.00 |
| | | | | | | **Total** | **$210.00** |

**Boatwright, P. (73.25)**

| Year | 1st | 2nd | 3rd | 4th | Total | Finish | Money |
|---|---|---|---|---|---|---|---|
| 1950 | 74 | 71 | 75 | 73 | 293 | T32 | |
| | | | | | | **Total** | |

**Bohen, Marty (69.75)**

| Year | 1st | 2nd | 3rd | 4th | Total | Finish | Money |
|---|---|---|---|---|---|---|---|
| 1973 | 69 | 67 | 70 | 73 | 279 | T37 | $903.00 |
| | | | | | | **Total** | **$903.00** |

**Bohn, Jason (69.00)**

| Year | 1st | 2nd | 3rd | 4th | Total | Finish | Money |
|---|---|---|---|---|---|---|---|
| 2004 | 70 | 70 | 71 | 71 | 282 | T27 | $31,970.00 |
| 2005 | 71 | 65 | 65 | 70 | 271 | T3 | 260,000.00 |
| 2006 | 69 | 69 | 70 | 66 | 274 | 2 | 540,000.00 |
| 2009 | 68 | 68 | 66 | 62 | 264 | T2 | 448,800.00 |
| 2011 | 65 | 68 | 67 | 69 | 269 | T12 | 101,920.00 |
| 2012 | 70 | 72 | | | 142 | CUT | |
| 2013 | 73 | 70 | | | 143 | CUT | |
| 2016 | 72 | 70 | | | 142 | CUT | |
| 2017 | 68 | 77 | | | 145 | CUT | |
| 2018 | 71 | 67 | | | 138 | CUT | |
| | | | | | | **Total** | **$1,382,690.00** |

**Bolesta, George (74.00)**

| Year | 1st | 2nd | 3rd | 4th | Total | Finish | Money |
|---|---|---|---|---|---|---|---|
| 1948 | 74 | 73 | 76 | 73 | 296 | T41 | |
| | | | | | | **Total** | |

**Bolli, Justin (69.29)**

| Year | 1st | 2nd | 3rd | 4th | Total | Finish | Money |
|---|---|---|---|---|---|---|---|
| 2005 | 69 | 72 | 69 | 72 | 282 | T51 | $11,840.00 |
| 2008 | 68 | 66 | 68 | 65 | 267 | T15 | 81,600.00 |
| 2013 | 75 | 74 | | | 149 | CUT | |
| 2014 | 67 | 68 | 67 | 70 | 272 | T32 | 29,326.66 |
| | | | | | | **Total** | **$122,766.66** |

**Bolling, Charles (74.17)**

| Year | 1st | 2nd | 3rd | 4th | Total | Finish | Money |
|---|---|---|---|---|---|---|---|
| 1984 | 80 | 77 | | | 157 | CUT | |
| 1985 | 74 | 76 | | | 150 | CUT | |
| 1986 | 72 | 73 | 73 | 71 | 289 | T43 | $1,461.00 |
| 1987 | 72 | 73 | 75 | 74 | 294 | T38 | 2,520.00 |
| | | | | | | **Total** | **$3,981.00** |

**Bollman, David (71.75)**

| Year | 1st | 2nd | 3rd | 4th | Total | Finish | Money |
|---|---|---|---|---|---|---|---|
| 1970 | 72 | 68 | 74 | 73 | 287 | T52 | $300.00 |
| | | | | | | **Total** | **$300.00** |

**Bolt, Tommy (71.88)**

| Year | 1st | 2nd | 3rd | 4th | Total | Finish | Money |
|---|---|---|---|---|---|---|---|
| 1950 | 72 | 74 | 72 | 73 | 291 | T22 | |
| 1953 | 75 | 65 | 77 | 73 | 290 | T28 | |
| 1956 | 75 | 71 | 70 | 71 | 287 | T11 | $298.00 |
| 1958 | 68 | 74 | 71 | 69 | 282 | T16 | 250.00 |
| | | | | | | **Total** | **$548.00** |

**Bondeson, Paul (74.38)**

| Year | 1st | 2nd | 3rd | 4th | Total | Finish | Money |
|---|---|---|---|---|---|---|---|
| 1962 | 74 | 76 | 71 | 74 | 295 | 39 | $110.00 |
| 1967 | 77 | 75 | | | 152 | CUT | |
| 1968 | 70 | 78 | | | 148 | CUT | |
| | | | | | | **Total** | **$110.00** |

**Bone, Gene (72.00)**

| Year | 1st | 2nd | 3rd | 4th | Total | Finish | Money |
|---|---|---|---|---|---|---|---|
| 1958 | 68 | 71 | 78 | 71 | 288 | T33 | |
| | | | | | | **Total** | |

**Booker, Eric (72.38)**

| Year | 1st | 2nd | 3rd | 4th | Total | Finish | Money |
|---|---|---|---|---|---|---|---|
| 1999 | 72 | 71 | 71 | 73 | 287 | T44 | $8,320.00 |
| 2000 | 72 | 70 | 76 | 74 | 292 | T56 | 6,690.00 |
| | | | | | | **Total** | **$15,010.00** |

**Booros, Jim (72.69)**

| Year | 1st | 2nd | 3rd | 4th | Total | Finish | Money |
|---|---|---|---|---|---|---|---|
| 1982 | 76 | 70 | 71 | 80 | 297 | T34 | $1,515.00 |
| 1988 | 73 | 76 | | | 149 | CUT | |
| 1989 | 69 | 70 | 72 | 72 | 283 | T5 | 36,500.00 |
| 1990 | 75 | 76 | | | 151 | CUT | |
| 1991 | 72 | 70 | 73 | 68 | 283 | T25 | 7,891.67 |
| | | | | | | **Total** | **$45,906.67** |

**Borchert, Matthew (70.00)**

| Year | 1st | 2nd | 3rd | 4th | Total | Finish | Money |
|---|---|---|---|---|---|---|---|
| 2009 | 69 | 68 | 73 | | 210 | T86 | $8,619.00 |
| | | | | | | **Total** | **$8,619.00** |

**Boros, Guy (71.50)**

| Year | 1st | 2nd | 3rd | 4th | Total | Finish | Money |
|---|---|---|---|---|---|---|---|
| 1994 | 71 | 73 | 69 | 71 | 284 | T15 | $22,500.00 |
| 1995 | 73 | 67 | 70 | 69 | 279 | T7 | 43,650.00 |
| 1996 | 67 | 72 | 72 | 74 | 285 | T23 | 13,507.50 |
| 1997 | 72 | 66 | 73 | 74 | 285 | T37 | 8,740.00 |
| 1998 | 73 | 70 | 73 | 77 | 293 | T74 | 4,202.00 |
| 2004 | 70 | 70 | 75 | 73 | 288 | T62 | 9,844.00 |
| 2007 | 72 | 73 | | | 145 | CUT | |
| | | | | | | **Total** | **$102,443.50** |

**Boros, Julius (70.45)**

| Year | 1st | 2nd | 3rd | 4th | Total | Finish | Money |
|---|---|---|---|---|---|---|---|
| 1952 | 70 | 71 | 69 | 71 | 281 | T7 | $460.00 |
| 1953 | 73 | 69 | 69 | 69 | 280 | 7 | 520.00 |
| 1954 | 68 | 72 | 73 | 78 | 291 | T12 | 210.00 |
| 1955 | 68 | 67 | 69 | 70 | 274 | T2 | 1,335.00 |
| 1957 | 70 | 65 | 71 | 74 | 280 | T3 | 1,100.00 |
| 1958 | 71 | 71 | 70 | 70 | 282 | T16 | 250.00 |
| 1959 | 74 | 72 | 74 | | 220 | W/D | |
| 1960 | 70 | 72 | 73 | 73 | 288 | T20 | 290.00 |
| 1961 | 78 | 72 | 71 | | 221 | W/D | |
| 1962 | 67 | 76 | 69 | 75 | 287 | T10 | 1,016.67 |
| 1963 | 70 | 71 | 70 | 71 | 282 | T18 | 700.00 |
| 1964 | 68 | 70 | 73 | 66 | 277 | 1 | 6,600.00 |
| 1965 | 71 | 74 | 72 | 69 | 286 | T25 | 687.50 |
| 1966 | 71 | 68 | 71 | 71 | 281 | T11 | 2,300.00 |
| 1967 | 69 | 68 | 71 | 71 | 279 | T12 | 2,400.00 |
| 1968 | 65 | 73 | 67 | 70 | 275 | T11 | 3,162.50 |
| 1969 | 67 | 71 | 67 | 69 | 274 | T2 | 12,373.33 |
| 1970 | 72 | 67 | 74 | 67 | 280 | T16 | 2,184.00 |
| 1971 | 71 | 70 | 69 | 72 | 282 | T28 | 1,220.00 |
| 1972 | 66 | 69 | 68 | 72 | 275 | T7 | 5,900.00 |
| | | | | | | **Total** | **$42,709.00** |

**Borthwick, Dick (76.00)**

| Year | 1st | 2nd | 3rd | 4th | Total | Finish | Money |
|---|---|---|---|---|---|---|---|
| 1950 | 75 | 74 | 81 | 74 | 304 | 56 | |
| | | | | | | **Total** | |

**Botts, Rafe (73.50)**

| Year | 1st | 2nd | 3rd | 4th | Total | Finish | Money |
|---|---|---|---|---|---|---|---|
| 1965 | 78 | 74 | | | 152 | CUT | |
| 1970 | 70 | 73 | 72 | 74 | 289 | 63 | $300.00 |
| | | | | | | **Total** | **$300.00** |

**Boutell, George (78.00)**

| Year | 1st | 2nd | 3rd | 4th | Total | Finish | Money |
|---|---|---|---|---|---|---|---|
| 1968 | 78 | | | | 78 | W/D | |
| | | | | | | **Total** | |

**Bouty, Ray (75.67)**

| Year | 1st | 2nd | 3rd | 4th | Total | Finish | Money |
|---|---|---|---|---|---|---|---|
| 1958 | 76 | 73 | 74 | 75 | 298 | T63 | |
| 1960 | 78 | 78 | | | 156 | CUT | |
| | | | | | | **Total** | |

**Bowden, Craig (72.17)**

| Year | 1st | 2nd | 3rd | 4th | Total | Finish | Money |
|---|---|---|---|---|---|---|---|
| 1997 | 75 | 72 | | | 147 | CUT | |
| 2000 | 77 | 74 | | | 151 | CUT | |
| 2004 | 75 | 76 | | | 151 | CUT | |
| 2007 | 70 | 69 | 68 | 69 | 276 | T33 | $27,625.00 |
| 2010 | 72 | 69 | | | 141 | CUT | |
| | | | | | | **Total** | **$27,625.00** |

**Bowditch, Steven (70.50)**

| Year | 1st | 2nd | 3rd | 4th | Total | Finish | Money |
|---|---|---|---|---|---|---|---|
| 2006 | 70 | 75 | | | 145 | CUT | |
| 2011 | 70 | 71 | | | 141 | CUT | |
| 2012 | 69 | 72 | | | 141 | CUT | |
| 2013 | 71 | 66 | 72 | 67 | 276 | T29 | $32,263.75 |
| 2014 | 66 | 70 | 70 | 71 | 277 | T57 | 11,660.00 |
| 2016 | 78 | 75 | | | 153 | CUT | |
| 2017 | 68 | 66 | 73 | 70 | 277 | T64 | 12,064.00 |
| | | | | | | **Total** | **$55,987.75** |

**Bowles, Charlie (78.50)**

| Year | 1st | 2nd | 3rd | 4th | Total | Finish | Money |
|---|---|---|---|---|---|---|---|
| 1989 | 80 | 77 | | | 157 | CUT | |
| | | | | | | **Total** | |

**Bowman, Steve (74.50)**

| Year | 1st | 2nd | 3rd | 4th | Total | Finish | Money |
|---|---|---|---|---|---|---|---|
| 1986 | 75 | 74 | | | 149 | CUT | |
| | | | | | | **Total** | |

**Boyd, Bob (74.94)**

| Year | 1st | 2nd | 3rd | 4th | Total | Finish | Money |
|---|---|---|---|---|---|---|---|
| 1983 | 78 | 77 | | | 155 | CUT | |
| 1984 | 73 | 76 | | | 149 | CUT | |
| 1985 | 72 | 79 | | | 151 | CUT | |
| 1987 | 74 | 79 | | | 153 | CUT | |
| 1988 | 77 | 77 | | | 154 | CUT | |
| 1994 | 77 | 74 | | | 151 | CUT | |
| 1995 | 69 | 72 | 72 | 73 | 286 | T41 | $5,400.00 |
| | | | | | | **Total** | **$5,400.00** |

**Boyd, Michael (72.50)**

| Year | 1st | 2nd | 3rd | 4th | Total | Finish | Money |
|---|---|---|---|---|---|---|---|
| 2007 | 68 | 77 | | | 145 | CUT | |
| | | | | | | **Total** | |

**Boynton, Frank (71.50)**

| Year | 1st | 2nd | 3rd | 4th | Total | Finish | Money |
|---|---|---|---|---|---|---|---|
| 1962 | 70 | 73 | 70 | 77 | 290 | T21 | $540.00 |
| 1969 | 69 | 69 | 71 | 73 | 282 | T22 | 1,334.00 |
| | | | | | | **Total** | **$1,874.00** |

**Bozzelli, Dominic (69.00)**

| Year | 1st | 2nd | 3rd | 4th | Total | Finish | Money |
|---|---|---|---|---|---|---|---|
| 2018 | 68 | 71 | | | 139 | CUT | |
| 2019 | 68 | 69 | | | 137 | CUT | |
| | | | | | | **Total** | |

**Bozzuto, Phil (82.00)**

| Year | 1st | 2nd | 3rd | 4th | Total | Finish | Money |
|---|---|---|---|---|---|---|---|
| 1962 | 81 | 83 | | | 164 | CUT | |
| | | | | | | **Total** | |

**Brackett, Maurice (76.67)**

| Year | 1st | 2nd | 3rd | 4th | Total | Finish | Money |
|---|---|---|---|---|---|---|---|
| 1957 | 74 | 72 | 77 | 79 | 302 | T61 | |
| 1958 | 77 | 81 | | | 158 | CUT | |
| | | | | | | **Total** | |

**Bradley, Jackson (74.25)**

| Year | 1st | 2nd | 3rd | 4th | Total | Finish | Money |
|---|---|---|---|---|---|---|---|
| 1950 | 77 | 72 | 72 | 76 | 297 | T43 | |
| | | | | | | **Total** | |

**Bradley, Keegan (68.25)**

| Year | 1st | 2nd | 3rd | 4th | Total | Finish | Money |
|---|---|---|---|---|---|---|---|
| 2016 | 70 | 67 | 66 | 70 | 273 | T46 | $14,976.00 |
| 2017 | 68 | 68 | 67 | 70 | 273 | T42 | 18.661.50 |
| | | | | | | **Total** | **$33,637.50** |

**Bradley, Michael (71.42)**

| Year | 1st | 2nd | 3rd | 4th | Total | Finish | Money |
|---|---|---|---|---|---|---|---|
| 1994 | 72 | 74 | | | 146 | CUT | |
| 1995 | 69 | 74 | 72 | 69 | 284 | T29 | $9,332.15 |
| 1996 | 74 | | | | 74 | W/D | |
| 1997 | 76 | 71 | | | 147 | CUT | |
| 1998 | 69 | 71 | 72 | 69 | 281 | T8 | 63,800.00 |
| 1999 | 72 | 75 | | | 147 | CUT | |
| 2000 | 70 | 77 | | | 147 | CUT | |
| 2007 | 69 | 70 | 68 | 72 | 279 | T57 | 11,000.00 |
| 2008 | 70 | 69 | | | 139 | CUT | |
| 2009 | 71 | 68 | | | 139 | CUT | |
| 2010 | 71 | 69 | | | 140 | CUT | |
| 2011 | 68 | 76 | | | 144 | CUT | |
| 2012 | 69 | 71 | | | 140 | CUT | |
| 2013 | 76 | 74 | | | 150 | CUT | |
| | | | | | | **Total** | **$84,132.15** |

**Bradley, Monte (75.50)**

| Year | 1st | 2nd | 3rd | 4th | Total | Finish | Money |
|---|---|---|---|---|---|---|---|
| 1960 | 75 | 76 | | | 151 | CUT | |
| | | | | | | **Total** | |

**Brady, Pat (77.71)**

| Year | 1st | 2nd | 3rd | 4th | Total | Finish | Money |
|---|---|---|---|---|---|---|---|
| 1956 | 78 | 74 | 79 | 78 | 309 | 65 | |
| 1957 | 80 | 76 | | | 156 | CUT | |
| 1958 | 75 | 78 | 77 | 76 | 306 | 71 | |
| 1959 | 81 | 82 | | | 163 | CUT | |
| 1962 | 75 | 79 | | | 154 | CUT | |
| | | | | | | **Total** | |

**Bramlett, Joseph (69.33)**

| Year | 1st | 2nd | 3rd | 4th | Total | Finish | Money |
|---|---|---|---|---|---|---|---|
| 2011 | 69 | 67 | 70 | 71 | 277 | T64 | $10,972.00 |
| 2020 | 68 | 71 | | | 139 | CUT | |
| 2021 | 72 | 67 | | | 139 | CUT | |
| 2022 | 70 | 69 | 72 | 66 | 277 | T68 | 15,111.00 |
| | | | | | | **Total** | **$26,083.00** |

**Brannan, Michael (75.00)**

| Year | 1st | 2nd | 3rd | 4th | Total | Finish | Money |
|---|---|---|---|---|---|---|---|
| 1979 | 76 | 74 | | | 150 | CUT | |
| 1980 | 71 | 72 | 81 | 73 | 297 | 74 | $480.00 |
| 1982 | 77 | 76 | | | 153 | CUT | |
| | | | | | | **Total** | **$480.00** |

**Branshaw, David (72.25)**

| Year | 1st | 2nd | 3rd | 4th | Total | Finish | Money |
|---|---|---|---|---|---|---|---|
| 2004 | 69 | 77 | | | 146 | CUT | |
| 2006 | 68 | 74 | 71 | 72 | 285 | T52 | $11,542.86 |
| 2007 | 75 | 72 | | | 147 | CUT | |
| | | | | | | **Total** | **$11,542.86** |

**Brask, Bill (71.75)**

| Year | 1st | 2nd | 3rd | 4th | Total | Finish | Money |
|---|---|---|---|---|---|---|---|
| 1970 | 68 | 72 | 74 | 73 | 287 | T52 | $300.00 |
| | | | | | | **Total** | **$300.00** |

**Bratton, Alan (74.00)**

| Year | 1st | 2nd | 3rd | 4th | Total | Finish | Money |
|---|---|---|---|---|---|---|---|
| 1999 | 76 | 72 | | | 148 | CUT | |
| | | | | | | **Total** | |

**Brehaut, Jeff (70.54)**

| Year | 1st | 2nd | 3rd | 4th | Total | Finish | Money |
|---|---|---|---|---|---|---|---|
| 1999 | 74 | 70 | | | 144 | CUT | |
| 2001 | 69 | 71 | 74 | 71 | 285 | T61 | $7,490.00 |
| 2002 | 78 | 72 | | | 150 | CUT | |
| 2003 | 69 | 70 | 68 | 68 | 275 | T5 | 142,392.86 |
| 2004 | 68 | 66 | 73 | 70 | 277 | T8 | 110,975.00 |
| 2005 | 73 | 71 | | | 144 | CUT | |
| 2006 | 68 | 70 | 71 | 73 | 282 | T31 | 27,750.00 |
| 2007 | 71 | 66 | 67 | 73 | 277 | T37 | 19,016.66 |
| | | | | | | **Total** | **$307,624.52** |

**Brehm, Ryan (68.63)**

| Year | 1st | 2nd | 3rd | 4th | Total | Finish | Money |
|---|---|---|---|---|---|---|---|
| 2017 | 68 | 69 | 70 | 67 | 274 | T50 | $13,548.80 |
| 2020 | 64 | 69 | 72 | 66 | 271 | T31 | 37,440.00 |
| 2021 | 67 | 74 | | | 141 | CUT | |
| 2022 | 66 | 74 | | | 140 | CUT | |
| 2023 | 70 | 67 | 68 | 67 | 272 | T22 | 73,340.00 |
| | | | | | | **Total** | **$124,328.80** |

**Brewer, Gay (71.36)**

| Year | 1st | 2nd | 3rd | 4th | Total | Finish | Money |
|---|---|---|---|---|---|---|---|
| 1959 | 76 | 71 | 72 | 76 | 295 | T36 | |
| 1960 | 71 | 70 | 69 | 76 | 286 | T14 | $510.00 |
| 1964 | 76 | 71 | 71 | 68 | 286 | T13 | 845.00 |
| 1972 | 71 | 67 | 73 | 70 | 281 | T35 | 965.00 |
| 1973 | 68 | 68 | 70 | 64 | 270 | T4 | 9,240.00 |
| 1974 | 69 | 68 | 69 | 73 | 279 | T22 | 1,916.89 |
| 1975 | 77 | 75 | | | 152 | CUT | |
| 1976 | 66 | 75 | 66 | 70 | 277 | T16 | 3,220.00 |
| 1977 | 74 | 73 | 72 | 73 | 292 | T57 | 499.50 |
| 1978 | 75 | 76 | | | 151 | CUT | |
| | | | | | | **Total** | **$17,196.39** |

**Brewer, Sam (78.00)**

| Year | 1st | 2nd | 3rd | 4th | Total | Finish | Money |
|---|---|---|---|---|---|---|---|
| 1980 | 77 | 79 | | | 156 | CUT | |
| | | | | | | **Total** | |

**Briggs, Danny (72.44)**

| Year | 1st | 2nd | 3rd | 4th | Total | Finish | Money |
|---|---|---|---|---|---|---|---|
| 1986 | 71 | 73 | 72 | 75 | 291 | T57 | $1,115.00 |
| 1995 | 74 | 70 | | | 144 | CUT | |
| 1999 | 70 | 72 | 71 | 73 | 286 | T40 | 10,400.00 |
| 2000 | 75 | 74 | | | 149 | CUT | |
| 2004 | 70 | 73 | | | 143 | CUT | |
| 2005 | 75 | 71 | | | 146 | CUT | |
| | | | | | | **Total** | **$11,515.00** |

**Briggs, Gene (75.50)**

| Year | 1st | 2nd | 3rd | 4th | Total | Finish | Money |
|---|---|---|---|---|---|---|---|
| 1961 | 80 | 78 | | | 158 | CUT | |
| 1962 | 80 | 74 | | | 154 | CUT | |
| 1963 | 80 | 65 | 71 | 78 | 294 | T51 | |
| 1965 | 73 | 76 | | | 149 | CUT | |
| 1967 | 73 | 78 | | | 151 | CUT | |
| | | | | | | **Total** | |

**Briggs, MacK (74.60)**

| Year | 1st | 2nd | 3rd | 4th | Total | Finish | Money |
|---|---|---|---|---|---|---|---|
| 1959 | 73 | 73 | 71 | 78 | 295 | T36 | |
| 1961 | 72 | 73 | 73 | 75 | 293 | T21 | $345.00 |
| 1962 | 82 | 76 | | | 158 | CUT | |
| | | | | | | **Total** | **$345.00** |

**Briggs, Wade (75.25)**

| Year | 1st | 2nd | 3rd | 4th | Total | Finish | Money |
|---|---|---|---|---|---|---|---|
| 1962 | 71 | 77 | 75 | 78 | 301 | T63 | |
| | | | | | | **Total** | |

**Bright, Mike (74.33)**

| Year | 1st | 2nd | 3rd | 4th | Total | Finish | Money |
|---|---|---|---|---|---|---|---|
| 1984 | 73 | 72 | 76 | 70 | 291 | T35 | $1,930.00 |
| 1985 | 77 | 78 | | | 155 | CUT | |
| | | | | | | **Total** | **$1,930.00** |

**Brigman, D.J. (71.75)**

| Year | 1st | 2nd | 3rd | 4th | Total | Finish | Money |
|---|---|---|---|---|---|---|---|
| 2004 | 67 | 74 | 77 | 67 | 285 | T51 | $11,009.34 |
| 2005 | 76 | 75 | | | 151 | CUT | |
| 2007 | 74 | 66 | | | 140 | CUT | |
| 2011 | 66 | 69 | 75 | 75 | 285 | T72 | 10,140.00 |
| | | | | | | **Total** | **$21,149.34** |

**Brisky, Mike (73.21)**

| Year | 1st | 2nd | 3rd | 4th | Total | Finish | Money |
|---|---|---|---|---|---|---|---|
| 1995 | 73 | 73 | | | 146 | CUT | |
| 1996 | 74 | 72 | 74 | 76 | 296 | T77 | $3,330.00 |
| 1997 | 69 | 73 | 74 | 71 | 287 | T45 | 5,719.00 |
| 1998 | 73 | 79 | | | 152 | CUT | |
| 1999 | 72 | 72 | | | 144 | CUT | |
| | | | | | | **Total** | **$9,049.00** |

**Britton, Bill (73.22)**

| Year | 1st | 2nd | 3rd | 4th | Total | Finish | Money |
|---|---|---|---|---|---|---|---|
| 1981 | 75 | 75 | | | 150 | CUT | |
| 1982 | 78 | 75 | | | 153 | CUT | |
| 1983 | 79 | 80 | | | 159 | CUT | |
| 1984 | 74 | 72 | 70 | 81 | 297 | T65 | $836.00 |
| 1987 | 71 | 76 | 76 | 73 | 296 | T49 | 1,480.80 |
| 1990 | 74 | 72 | 72 | 70 | 288 | T19 | 12,409.09 |
| 1991 | 70 | 70 | 69 | 68 | 277 | T5 | 43,906.25 |
| 1992 | 67 | 73 | 71 | 71 | 282 | T11 | 23,333.33 |
| 1993 | 77 | 72 | | | 149 | CUT | |
| 1994 | 72 | 74 | | | 146 | CUT | |
| 1995 | 71 | 75 | | | 146 | CUT | |
| | | | | | | **Total** | **$81,965.47** |

**Broadaway, Josh (77.00)**

| Year | 1st | 2nd | 3rd | 4th | Total | Finish | Money |
|---|---|---|---|---|---|---|---|
| 2016 | 74 | 80 | | | 154 | CUT | |
| | | | | | | **Total** | |

**Brodie, John (76.17)**

| Year | 1st | 2nd | 3rd | 4th | Total | Finish | Money |
|---|---|---|---|---|---|---|---|
| 1960 | 73 | 75 | 72 | 80 | 300 | T63 | |
| 1961 | 78 | 79 | | | 157 | CUT | |
| | | | | | | **Total** | |

**Brodie, Steve (72.00)**

| Year | 1st | 2nd | 3rd | 4th | Total | Finish | Money |
|---|---|---|---|---|---|---|---|
| 1994 | 72 | 73 | 74 | 69 | 288 | T37 | $6,450.00 |
| | | | | | | **Total** | **$6,450.00** |

**Brooks, Al (76.50)**

| Year | 1st | 2nd | 3rd | 4th | Total | Finish | Money |
|---|---|---|---|---|---|---|---|
| 1977 | 77 | 76 | | | 153 | CUT | |
| | | | | | | **Total** | |

**Brooks, Fred (81.50)**

| Year | 1st | 2nd | 3rd | 4th | Total | Finish | Money |
|---|---|---|---|---|---|---|---|
| 1956 | 81 | 82 | | | 163 | CUT | |
| | | | | | | **Total** | |

**Brooks, Mark (71.59)**

| Year | 1st | 2nd | 3rd | 4th | Total | Finish | Money |
|---|---|---|---|---|---|---|---|
| 1984 | 80 | 70 | | | 150 | CUT | |
| 1985 | 72 | 72 | 73 | 74 | 291 | T17 | $6,000.00 |
| 1986 | 74 | 67 | 74 | 74 | 289 | T43 | 1,461.00 |
| 1987 | 72 | 72 | 75 | 76 | 295 | T44 | 1,864.80 |
| 1990 | 75 | 72 | 75 | 72 | 294 | T55 | 2,862.50 |
| 1991 | 71 | 70 | 70 | 64 | 275 | 1 | 225,000.00 |
| 1992 | 68 | 71 | 71 | 71 | 281 | 10 | 33,750.00 |
| 1993 | 76 | 68 | 69 | 72 | 285 | T12 | 26,812.50 |
| 1994 | 68 | 74 | 69 | 75 | 286 | T29 | 9,975.00 |
| 1996 | 71 | 68 | 76 | 70 | 285 | T23 | 13,507.50 |
| 2003 | 71 | 72 | 73 | 68 | 284 | T57 | 10,035.00 |
| 2004 | 70 | 73 | | | 143 | CUT | |
| 2005 | 74 | 78 | | | 152 | CUT | |
| 2006 | 73 | 75 | | | 148 | CUT | |
| 2007 | 71 | 70 | | | 141 | CUT | |
| 2008 | 68 | 66 | 68 | 68 | 270 | T30 | 32,427.50 |
| 2010 | 72 | 68 | | | 140 | CUT | |
| | | | | | | **Total** | **$363,695.80** |

**Brooks, Michael (80.00)**

| Year | 1st | 2nd | 3rd | 4th | Total | Finish | Money |
|---|---|---|---|---|---|---|---|
| 1996 | 81 | 79 | | | 160 | CUT | |
| | | | | | | **Total** | |

**Brosch, Al (73.00)**

| Year | 1st | 2nd | 3rd | 4th | Total | Finish | Money |
|---|---|---|---|---|---|---|---|
| 1951 | 75 | 72 | 72 | 73 | 292 | T11 | $285.00 |
| | | | | | | **Total** | **$285.00** |

**Brown, Billy Ray (74.20)**

| Year | 1st | 2nd | 3rd | 4th | Total | Finish | Money |
|---|---|---|---|---|---|---|---|
| 1989 | 72 | 73 | 76 | 71 | 292 | T42 | $3,217.50 |
| 1991 | 71 | 70 | 72 | 69 | 282 | T22 | 13,000.00 |
| 1993 | 77 | 73 | | | 150 | CUT | |
| 1994 | 85 | | | | 85 | W/D | |
| 1995 | 72 | 70 | 70 | 74 | 286 | T41 | 5,400.00 |
| 1996 | 74 | 67 | 79 | 71 | 291 | T63 | 3,798.00 |
| 1997 | 76 | 72 | | | 148 | CUT | |
| 2000 | 75 | 76 | | | 151 | CUT | |
| 2001 | 83 | 87 | | | 170 | CUT | |
| | | | | | | **Total** | **$25,415.50** |

**Brown, Cliff (75.18)**

| Year | 1st | 2nd | 3rd | 4th | Total | Finish | Money |
|---|---|---|---|---|---|---|---|
| 1965 | 78 | 76 | | | 154 | CUT | |
| 1967 | 72 | 73 | 71 | 77 | 293 | 69 | |
| 1968 | 71 | 73 | 79 | 77 | 300 | 71 | |
| 1969 | 80 | | | | 80 | W/D | |
| | | | | | | **Total** | |

**Brown, Francis (79.00)**

| Year | 1st | 2nd | 3rd | 4th | Total | Finish | Money |
|---|---|---|---|---|---|---|---|
| 1959 | 78 | 80 | | | 158 | CUT | |
| | | | | | | **Total** | |

**Brown, Howard (74.00)**

| Year | 1st | 2nd | 3rd | 4th | Total | Finish | Money |
|---|---|---|---|---|---|---|---|
| 1963 | 76 | 70 | 74 | 76 | 296 | T57 | |
| | | | | | | **Total** | |

**Brown, Ken (77.50)**

| Year | 1st | 2nd | 3rd | 4th | Total | Finish | Money |
|---|---|---|---|---|---|---|---|
| 1985 | 79 | 76 | | | 155 | CUT | |
| | | | | | | **Total** | |

**Brown, Lewis (75.50)**

| Year | 1st | 2nd | 3rd | 4th | Total | Finish | Money |
|---|---|---|---|---|---|---|---|
| 1989 | 72 | 79 | | | 151 | CUT | |
| | | | | | | **Total** | |

**Brown, Louis (77.00)**

| Year | 1st | 2nd | 3rd | 4th | Total | Finish | Money |
|---|---|---|---|---|---|---|---|
| 1990 | 79 | 75 | | | 154 | CUT | |
| | | | | | | **Total** | |

**Brown, Pete (72.44)**

| Year | 1st | 2nd | 3rd | 4th | Total | Finish | Money |
|---|---|---|---|---|---|---|---|
| 1963 | 72 | 71 | 75 | 76 | 294 | T51 | |
| 1964 | 76 | 70 | 75 | 71 | 292 | T39 | $60.72 |
| 1965 | 75 | 78 | | | 153 | CUT | |
| 1966 | 74 | 72 | 72 | 73 | 291 | T51 | |
| 1967 | 70 | 72 | 72 | 69 | 283 | T29 | 843.75 |
| 1970 | 66 | 71 | 76 | 72 | 285 | T42 | 648.00 |
| 1971 | 68 | 69 | 70 | 69 | 276 | 4 | 8,930.00 |
| 1972 | 71 | 71 | 70 | 81 | 293 | 75 | 347.82 |
| 1978 | 76 | 75 | | | 151 | CUT | |
| | | | | | | **Total** | **$10,830.29** |

**Brown, Scott (68.38)**

| Year | 1st | 2nd | 3rd | 4th | Total | Finish | Money |
|---|---|---|---|---|---|---|---|
| 2012 | 75 | 68 | | | 143 | CUT | |
| 2014 | 72 | 67 | | | 139 | CUT | |
| 2015 | 66 | 65 | 66 | 68 | 265 | T3 | $280,800.00 |
| 2016 | 68 | 68 | 70 | 65 | 271 | T33 | 27,751.11 |
| 2017 | 71 | 67 | | | 138 | CUT | |
| 2018 | 68 | 65 | 70 | 71 | 274 | T57 | 13,140.00 |
| 2019 | 67 | 68 | 68 | 70 | 273 | T60 | 13,144.00 |
| 2020 | 66 | 71 | 68 | 68 | 273 | T42 | 20,416.00 |
| 2021 | 69 | 70 | | | 139 | CUT | |
| 2022 | 70 | 66 | 68 | 69 | 273 | T36 | 30,328.18 |
| | | | | | | **Total** | **$385,579.29** |

**Brown, Ted (71.50)**

| Year | 1st | 2nd | 3rd | 4th | Total | Finish | Money |
|---|---|---|---|---|---|---|---|
| 2015 | 69 | 74 | | | 143 | CUT | |
| | | | | | | **Total** | |

**Browne, Olin (71.36)**

| Year | 1st | 2nd | 3rd | 4th | Total | Finish | Money |
|---|---|---|---|---|---|---|---|
| 1992 | 73 | 76 | | | 149 | CUT | |
| 1996 | 78 | 70 | | | 148 | CUT | |
| 1997 | 74 | 75 | | | 149 | CUT | |
| 1999 | 75 | 71 | | | 146 | CUT | |
| 2000 | 71 | 68 | 77 | 76 | 292 | T56 | $6,690.00 |
| 2001 | 71 | 67 | 69 | 69 | 276 | T9 | 94,500.00 |
| 2002 | 77 | 69 | | | 146 | CUT | |
| 2003 | 72 | 70 | 68 | 75 | 285 | T61 | 9,495.00 |
| 2005 | 68 | 72 | 65 | 71 | 276 | T17 | 72,500.00 |
| 2006 | 70 | 69 | 70 | 71 | 280 | T22 | 46,416.67 |
| 2007 | 70 | 68 | 75 | 71 | 284 | T77 | 9,100.00 |
| 2008 | 70 | 68 | | | 138 | CUT | |
| | | | | | | **Total** | **$238,701.67** |

**Brownlee, Dave (79.00)**

| Year | 1st | 2nd | 3rd | 4th | Total | Finish | Money |
|---|---|---|---|---|---|---|---|
| 1978 | 80 | 78 | | | 158 | CUT | |
| | | | | | | **Total** | |

**Bruckner, Greg (75.50)**

| Year | 1st | 2nd | 3rd | 4th | Total | Finish | Money |
|---|---|---|---|---|---|---|---|
| 1990 | 76 | 76 | | | 152 | CUT | |
| 1991 | 74 | 76 | | | 150 | CUT | |
| | | | | | | **Total** | |

**Bruno, Bob (72.00)**

| Year | 1st | 2nd | 3rd | 4th | Total | Finish | Money |
|---|---|---|---|---|---|---|---|
| 1962 | 69 | 74 | 72 | 73 | 288 | T13 | $806.00 |
| | | | | | | **Total** | **$806.00** |

**Bryan, Wesley (70.71)**

| Year | 1st | 2nd | 3rd | 4th | Total | Finish | Money |
|---|---|---|---|---|---|---|---|
| 2016 | 70 | 72 | | | 142 | CUT | |
| 2018 | 68 | 77 | | | 145 | CUT | |
| 2020 | 65 | 70 | 70 | 66 | 271 | T31 | $37,440.00 |
| 2022 | 74 | 75 | | | 149 | CUT | |
| 2023 | 72 | 66 | 72 | 73 | 283 | 70 | 15,580.00 |
| | | | | | | **Total** | **$53,020.00** |

**Bryant, Bart (72.86)**

| Year | 1st | 2nd | 3rd | 4th | Total | Finish | Money |
|---|---|---|---|---|---|---|---|
| 1991 | 75 | 75 | | | 150 | CUT | |
| 1995 | 70 | 74 | | | 144 | CUT | |
| 1996 | 72 | 75 | | | 147 | CUT | |
| 2000 | 72 | 72 | 72 | 75 | 291 | T53 | $6,980.00 |
| 2002 | 72 | 68 | 73 | 75 | 288 | T48 | 9,667.20 |
| | | | | | | **Total** | **$16,647.20** |

**Bryant, Bob (75.80)**

| Year | 1st | 2nd | 3rd | 4th | Total | Finish | Money |
|---|---|---|---|---|---|---|---|
| 1959 | 75 | 76 | 79 | 92 | 322 | 69 | |
| 1960 | 75 | 71 | 69 | 84 | 299 | T59 | |
| 1963 | 80 | 71 | 72 | 79 | 302 | T66 | |
| 1964 | 74 | 73 | 78 | 75 | 300 | 65 | |
| 1968 | 71 | 75 | | | 146 | CUT | |
| 1973 | 72 | 75 | | | 147 | CUT | |
| | | | | | | **Total** | |

**Bryant, Brad (73.00)**

| Year | 1st | 2nd | 3rd | 4th | Total | Finish | Money |
|---|---|---|---|---|---|---|---|
| 1979 | 74 | 74 | 74 | 80 | 302 | 73 | $485.00 |
| 1980 | 72 | 74 | 74 | 70 | 290 | T44 | 777.00 |
| 1981 | 74 | 77 | | | 151 | CUT | |
| 1982 | 71 | 76 | | | 147 | CUT | |
| 1983 | 76 | 77 | | | 153 | CUT | |
| 1984 | 75 | 71 | 74 | 73 | 293 | T48 | 1,032.00 |
| 1986 | 76 | 73 | | | 149 | CUT | |
| 1989 | 76 | 73 | | | 149 | CUT | |
| 1991 | 74 | 72 | | | 146 | CUT | |
| 1992 | 69 | 69 | 79 | 73 | 290 | T59 | 2,712.50 |
| 1993 | 71 | 75 | 74 | 74 | 294 | T67 | 3,045.00 |
| 1994 | 68 | 71 | 68 | 71 | 278 | T2 | 112,000.00 |
| 1995 | 69 | 66 | 72 | 76 | 283 | T25 | 11,962.50 |
| 1997 | 71 | 66 | 74 | 76 | 287 | T45 | 5,719.00 |
| | | | | | | **Total** | **$137,733.00** |

**Bryant, Gabby (78.00)**

| Year | 1st | 2nd | 3rd | 4th | Total | Finish | Money |
|---|---|---|---|---|---|---|---|
| 1958 | 77 | 79 | | | 156 | CUT | |
| | | | | | | **Total** | |

**Buchanan, Howard (75.50)**

| Year | 1st | 2nd | 3rd | 4th | Total | Finish | Money |
|---|---|---|---|---|---|---|---|
| 1970 | 73 | 78 | | | 151 | CUT | |
| | | | | | | **Total** | |

**Buckle, Andrew (71.00)**

| Year | 1st | 2nd | 3rd | 4th | Total | Finish | Money |
|---|---|---|---|---|---|---|---|
| 2007 | 69 | 71 | | | 140 | CUT | |
| 2008 | 70 | 74 | | | 144 | CUT | |
| | | | | | | **Total** | |

**Buckley, Hayden (69.50)**

| Year | 1st | 2nd | 3rd | 4th | Total | Finish | Money |
|---|---|---|---|---|---|---|---|
| 2022 | 72 | 67 | | | 139 | WD | |
| | | | | | | **Total** | |

**Budwine, John (84.00)**

| Year | 1st | 2nd | 3rd | 4th | Total | Finish | Money |
|---|---|---|---|---|---|---|---|
| 1989 | 86 | 82 | | | 168 | CUT | |
| | | | | | | **Total** | |

**Buha, Jason (74.25)**

| Year | 1st | 2nd | 3rd | 4th | Total | Finish | Money |
|---|---|---|---|---|---|---|---|
| 2000 | 79 | 71 | | | 150 | CUT | |
| 2003 | 74 | 73 | | | 147 | CUT | |
| | | | | | | **Total** | |

**Bulla, Johnny (72.55)**

| Year | 1st | 2nd | 3rd | 4th | Total | Finish | Money |
|---|---|---|---|---|---|---|---|
| 1939 | 139 | 80 | 73 | | 292 | T15 | $26.67 |
| 1940 | 142 | 71 | 71 | | 284 | T7 | 230.00 |
| 1941 | 137 | 71 | 72 | | 280 | T3 | 500.00 |
| 1946 | | | | | 291 | T28 | |
| 1948 | 74 | 75 | 79 | 76 | 304 | 50 | |
| 1949 | 72 | 67 | 74 | 69 | 282 | T10 | 365.00 |
| 1951 | 73 | 72 | 72 | 76 | 293 | T13 | 182.00 |
| 1952 | 72 | 69 | 69 | 78 | 288 | 22 | 80.00 |
| 1953 | 70 | 73 | 71 | 78 | 292 | T34 | |
| 1955 | 78 | 73 | | | 151 | W/D | |
| | | | | | | **Total** | **$1,383.67** |

**Bullin, Grover (77.63)**

| Year | 1st | 2nd | 3rd | 4th | Total | Finish | Money |
|---|---|---|---|---|---|---|---|
| 1948 | 75 | 74 | 80 | 81 | 310 | 54 | |
| 1953 | 80 | 73 | 77 | 81 | 311 | 72 | |
| | | | | | | **Total** | |

**Bullins, Joe (73.00)**

| Year | 1st | 2nd | 3rd | 4th | Total | Finish | Money |
|---|---|---|---|---|---|---|---|
| 1960 | 75 | 71 | 70 | 76 | 292 | T33 | |
| | | | | | | **Total** | |

**Buman, Paul (76.00)**

| Year | 1st | 2nd | 3rd | 4th | Total | Finish | Money |
|---|---|---|---|---|---|---|---|
| 1958 | 73 | 79 | | | 152 | CUT | |
| | | | | | | **Total** | |

**Burgess, Ernest (75.00)**

| Year | 1st | 2nd | 3rd | 4th | Total | Finish | Money |
|---|---|---|---|---|---|---|---|
| 1965 | 76 | 74 | | | 150 | CUT | |
| | | | | | | **Total** | |

**Burgoon, Bronson (70.33)**

| Year | 1st | 2nd | 3rd | 4th | Total | Finish | Money |
|---|---|---|---|---|---|---|---|
| 2016 | 77 | 68 | | | 145 | CUT | |
| 2018 | 71 | 73 | | | 144 | CUT | |
| 2019 | 71 | 69 | | | 140 | CUT | |
| 2020 | 70 | 68 | | | 138 | CUT | |
| 2021 | 65 | 68 | 74 | 70 | 277 | T60 | $14,366.00 |
| | | | | | | **Total** | **$14,366.00** |

**Burke, Edmund (74.75)**

| Year | 1st | 2nd | 3rd | 4th | Total | Finish | Money |
|---|---|---|---|---|---|---|---|
| 1950 | 71 | 76 | 75 | 77 | 299 | T49 | |
| | | | | | | **Total** | |

**Burke, Jr., Jack (71.73)**

| Year | 1st | 2nd | 3rd | 4th | Total | Finish | Money |
|---|---|---|---|---|---|---|---|
| 1949 | 72 | 69 | 71 | 71 | 283 | 12 | $300.00 |
| 1950 | 69 | 72 | 69 | 72 | 282 | 5 | 700.00 |
| 1951 | 74 | 72 | 67 | 73 | 286 | T4 | 700.00 |
| 1955 | 74 | 68 | 69 | 75 | 286 | T18 | 140.00 |
| 1965 | 72 | 74 | 74 | 74 | 294 | T60 | |
| 1969 | 76 | 71 | | | 147 | CUT | |
| | | | | | | **Total** | **$1,840.00** |

**Burke, Patrick (74.50)**

| Year | 1st | 2nd | 3rd | 4th | Total | Finish | Money |
|---|---|---|---|---|---|---|---|
| 1992 | 74 | 76 | | | 150 | CUT | |
| 1995 | 74 | 74 | | | 148 | CUT | |
| | | | | | | **Total** | |

**B**

**urns, Bob (73.10)**

| Year | 1st | 2nd | 3rd | 4th | Total | Finish | Money |
|---|---|---|---|---|---|---|---|
| 1994 | 70 | 74 | 81 | 75 | 300 | 75 | $2,850.00 |
| 1995 | 68 | 74 | 72 | 71 | 285 | T36 | 7,065.00 |
| 1999 | 73 | 70 | 75 | 71 | 289 | T54 | 5,980.00 |
| 2000 | 74 | 76 | | | 150 | CUT | |
| 2001 | 75 | 70 | | | 145 | CUT | |
| 2002 | 74 | 77 | | | 151 | CUT | |
| 2004 | 67 | 75 | | | 142 | CUT | |
| | | | | | | **Total** | **$15,895.00** |

**Burns, Charles (80.50)**

| Year | 1st | 2nd | 3rd | 4th | Total | Finish | Money |
|---|---|---|---|---|---|---|---|
| 1961 | 80 | 81 | | | 161 | CUT | |
| | | | | | | **Total** | |

**Burns, George (72.24)**

| Year | 1st | 2nd | 3rd | 4th | Total | Finish | Money |
|---|---|---|---|---|---|---|---|
| 1976 | 69 | 68 | 70 | 66 | 273 | T4 | $10,120.00 |
| 1977 | 68 | 72 | 68 | 72 | 280 | T2 | 21,737.50 |
| 1978 | 74 | 71 | 73 | 72 | 290 | T36 | 1,236.00 |
| 1979 | 73 | 71 | 69 | 70 | 283 | T2 | 22,000.00 |
| 1980 | 68 | 74 | 70 | 69 | 281 | T2 | 16,500.00 |
| 1981 | 69 | 76 | 72 | 69 | 286 | T5 | 11,400.00 |
| 1982 | 72 | 74 | 73 | 76 | 295 | T22 | 2,785.00 |
| 1983 | 77 | | | | 77 | W/D | |
| 1984 | 70 | 76 | 71 | 77 | 294 | T52 | 938.00 |
| 1985 | 75 | 73 | 78 | 77 | 303 | T72 | 776.00 |
| 1986 | 80 | 72 | | | 152 | CUT | |
| 1988 | 72 | 69 | 71 | 72 | 284 | T18 | 11,333.33 |
| 1989 | 76 | 78 | | | 154 | CUT | |
| 1990 | 73 | 72 | 74 | 69 | 288 | T19 | 12,409.09 |
| | | | | | | **Total** | **$111,234.92** |

**Burns, Sam (66.88)**

| Year | 1st | 2nd | 3rd | 4th | Total | Finish | Money |
|---|---|---|---|---|---|---|---|
| 2020 | 67 | 68 | 65 | 65 | 265 | T13 | $129,600.00 |
| 2023 | 69 | 69 | 65 | 67 | 270 | T14 | 123,500.00 |
| | | | | | | **Total** | **$253,100.00** |

**Burroughs, Clark (75.67)**

| Year | 1st | 2nd | 3rd | 4th | Total | Finish | Money |
|---|---|---|---|---|---|---|---|
| 1988 | 74 | 76 | | | 150 | CUT | |
| 1989 | 77 | 73 | | | 150 | CUT | |
| 1990 | 77 | 77 | | | 154 | CUT | |
| | | | | | | **Total** | |

**Burton, Kevin (72.00)**

| Year | 1st | 2nd | 3rd | 4th | Total | Finish | Money |
|---|---|---|---|---|---|---|---|
| 1997 | 73 | 71 | | | 144 | CUT | |
| | | | | | | **Total** | |

**Butler, Peter (71.80)**

| Year | 1st | 2nd | 3rd | 4th | Total | Finish | Money |
|---|---|---|---|---|---|---|---|
| 1964 | 71 | 71 | 71 | 73 | 286 | T13 | $845.00 |
| 1965 | 72 | 76 | 72 | 72 | 292 | T53 | |
| 1966 | 72 | 70 | 70 | 69 | 281 | T11 | 2,300.00 |
| 1967 | 73 | 75 | | | 148 | CUT | |
| 1968 | 69 | 74 | 70 | 70 | 283 | T42 | 445.89 |
| 1970 | 74 | 72 | | | 146 | CUT | |
| | | | | | | **Total** | **$3,590.89** |

**Buttner, Bill (72.92)**

| Year | 1st | 2nd | 3rd | 4th | Total | Finish | Money |
|---|---|---|---|---|---|---|---|
| 1988 | 71 | 76 | | | 147 | CUT | |
| 1989 | 74 | 70 | 72 | 77 | 293 | T50 | $2,348.89 |
| 1990 | 74 | 77 | | | 151 | CUT | |
| 1991 | 72 | 70 | 71 | 71 | 284 | T40 | 4,875.00 |
| | | | | | | **Total** | **$7,223.89** |

**Byman, Bob (74.75)**

| Year | 1st | 2nd | 3rd | 4th | Total | Finish | Money |
|---|---|---|---|---|---|---|---|
| 1978 | 71 | 72 | 77 | 72 | 292 | T51 | $576.00 |
| 1979 | 76 | 74 | | | 150 | CUT | |
| 1980 | 73 | 75 | | | 148 | CUT | |
| 1981 | 71 | 76 | 79 | 76 | 302 | T77 | 558.00 |
| 1982 | 75 | 73 | | | 148 | CUT | |
| 1983 | 79 | 77 | | | 156 | CUT | |
| | | | | | | **Total** | **$1,134.00** |

**Byman, Ed (76.75)**

| Year | 1st | 2nd | 3rd | 4th | Total | Finish | Money |
|---|---|---|---|---|---|---|---|
| 1979 | 73 | 78 | | | 151 | CUT | |
| 1983 | 78 | 78 | | | 156 | CUT | |
| | | | | | | **Total** | |

**Byrd, Jonathan (68.81)**

| Year | 1st | 2nd | 3rd | 4th | Total | Finish | Money |
|---|---|---|---|---|---|---|---|
| 2002 | 72 | 71 | 69 | 66 | 278 | T3 | $220,400.00 |
| 2003 | 66 | 70 | 71 | 68 | 275 | T5 | 142,392.86 |
| 2004 | 69 | 75 | | | 144 | CUT | |
| 2005 | 67 | 73 | 70 | 68 | 278 | T28 | 33,250.00 |
| 2006 | 67 | 71 | 71 | 69 | 278 | T12 | 92,142.85 |
| 2007 | 69 | 66 | 73 | 65 | 273 | T13 | 85,714.29 |
| 2009 | 66 | 70 | 67 | 68 | 271 | T24 | 39,461.25 |
| 2010 | 66 | 66 | 68 | 68 | 268 | T34 | 25,208.57 |
| 2013 | 75 | 67 | | | 142 | CUT | |
| 2014 | 72 | 67 | | | 139 | CUT | |
| 2015 | 67 | 70 | 67 | 65 | 269 | T18 | 63,450.00 |
| 2017 | 68 | 68 | 70 | 66 | 272 | T37 | 26,100.00 |
| 2018 | 64 | 68 | 67 | 69 | 268 | T24 | 45,400.00 |
| 2019 | 72 | 69 | | | 141 | CUT | |
| 2022 | 70 | 69 | 73 | 66 | 278 | T71 | 14,600.00 |
| 2023 | 71 | 71 | | | 142 | CUT | |
| | | | | | | **Total** | **$788,119.82** |

**Byrd, Robin (77.00)**

| Year | 1st | 2nd | 3rd | 4th | Total | Finish | Money |
|---|---|---|---|---|---|---|---|
| 1985 | 77 | 77 | | | 154 | CUT | |
| | | | | | | **Total** | |

**Byrd, Sam (70.50)**

| Year | 1st | 2nd | 3rd | 4th | Total | Finish | Money |
|---|---|---|---|---|---|---|---|
| 1941 | 143 | 74 | 71 | | 288 | 9 | $190.00 |
| 1942 | 136 | 75 | 68 | | 279 | 1 | 1,000.00 |
| 1945 | | | | | 279 | 2 | 933.00 |
| | | | | | | **Total** | **$2,123.00** |

**Byrum, Curt (74.14)**

| Year | 1st | 2nd | 3rd | 4th | Total | Finish | Money |
|---|---|---|---|---|---|---|---|
| 1983 | 76 | 78 | | | 154 | CUT | |
| 1984 | 73 | 79 | | | 152 | CUT | |
| 1987 | 75 | 76 | | | 151 | CUT | |
| 1988 | 74 | 74 | | | 148 | CUT | |
| 1989 | 77 | 73 | | | 150 | CUT | |
| 1991 | 72 | 78 | | | 150 | CUT | |
| 1994 | 74 | 73 | | | 147 | CUT | |
| 1995 | 68 | 73 | 72 | 73 | 286 | T41 | $5,400.00 |
| 1996 | 77 | 71 | | | 148 | CUT | |
| 1997 | 73 | 72 | | | 145 | CUT | |
| | | | | | | **Total** | **$5,400.00** |

**Byrum, Tom (72.20)**

| Year | 1st | 2nd | 3rd | 4th | Total | Finish | Money |
|---|---|---|---|---|---|---|---|
| 1986 | 79 | 73 | | | 152 | CUT | |
| 1987 | 71 | 70 | 72 | 72 | 285 | T3 | $31,200.00 |
| 1988 | 74 | 74 | | | 148 | CUT | |
| 1989 | 76 | 75 | | | 151 | CUT | |
| 1990 | 83 | | | | 83 | W/D | |
| 1991 | 74 | 69 | 73 | 70 | 286 | T51 | 2,925.00 |
| 1992 | 71 | 67 | 70 | 71 | 279 | T3 | 53,437.50 |
| 1996 | 75 | 74 | | | 149 | CUT | |
| 1997 | 71 | 71 | 73 | 73 | 288 | T49 | 4,510.60 |
| 1998 | 70 | 70 | 76 | 75 | 291 | T67 | 4,444.00 |
| 1999 | 78 | 78 | | | 156 | CUT | |
| 2000 | 71 | 77 | | | 148 | CUT | |
| 2002 | 70 | 72 | 73 | 74 | 289 | T53 | 8,841.34 |
| 2003 | 68 | 68 | 72 | 74 | 282 | T46 | 13,110.00 |
| 2005 | 71 | 67 | 72 | 71 | 281 | T45 | 14,300.00 |
| 2007 | 69 | 71 | | | 140 | CUT | |
| 2008 | 71 | 66 | 68 | 69 | 274 | T50 | 12,886.00 |
| | | | | | | **Total** | **$145,654.44** |

**Cabrera, Angel (70.00)**

| Year | 1st | 2nd | 3rd | 4th | Total | Finish | Money |
|---|---|---|---|---|---|---|---|
| 2011 | 67 | 71 | | | 138 | CUT | |
| 2012 | 67 | 71 | 66 | 67 | 271 | T22 | $48,273.34 |
| 2016 | 76 | 75 | | | 151 | CUT | |
| | | | | | | **Total** | **$48,273.34** |

**Cabrera Bello, Rafa (68.17)**

| Year | 1st | 2nd | 3rd | 4th | Total | Finish | Money |
|---|---|---|---|---|---|---|---|
| 2014 | 68 | 74 | | | 142 | CUT | |
| 2016 | 63 | 68 | 65 | 70 | 266 | T5 | $189,840.00 |
| 2018 | 68 | 69 | 65 | 64 | 266 | T11 | 112,000.00 |
| 2020 | 67 | 67 | 67 | 71 | 272 | T37 | 29,120.00 |
| 2022 | 65 | 72 | 72 | 72 | 281 | T78 | 13,724.00 |
| | | | | | | **Total** | **$344,684.00** |

**Cadle, George (74.32)**

| Year | 1st | 2nd | 3rd | 4th | Total | Finish | Money |
|---|---|---|---|---|---|---|---|
| 1977 | 74 | 69 | 71 | 70 | 284 | T8 | $5,659.67 |
| 1978 | 73 | 74 | 79 | 72 | 298 | T66 | 420.00 |
| 1979 | 71 | 77 | 73 | 75 | 296 | T51 | 585.00 |
| 1980 | 75 | 75 | | | 150 | CUT | |
| 1981 | 77 | 73 | | | 150 | CUT | |
| 1982 | 67 | 73 | 77 | 80 | 297 | T34 | 1,515.00 |
| 1983 | 82 | | | | 82 | W/D | |
| 1984 | 78 | | | | 78 | W/D | |
| | | | | | | **Total** | **$8,179.67** |

**Calabria, John (76.50)**

| Year | 1st | 2nd | 3rd | 4th | Total | Finish | Money |
|---|---|---|---|---|---|---|---|
| 1980 | 72 | 81 | | | 153 | CUT | |
| | | | | | | **Total** | |

**Calcavecchia, Mark (71.38)**

| Year | 1st | 2nd | 3rd | 4th | Total | Finish | Money |
|---|---|---|---|---|---|---|---|
| 1982 | 70 | 76 | 71 | 80 | 297 | T34 | $1,515.00 |
| 1984 | 77 | 82 | | | 159 | CUT | |
| 1988 | 66 | 72 | 75 | 76 | 289 | T51 | 2,353.34 |
| 1990 | 74 | 70 | 71 | 75 | 290 | T33 | 6,604.16 |
| 1993 | 72 | 69 | 76 | 68 | 285 | T12 | 26,812.50 |
| 1994 | 71 | 70 | 71 | 75 | 287 | T33 | 8,287.50 |
| 1995 | 68 | 73 | 67 | 69 | 277 | 5 | 60,000.00 |
| 1996 | 74 | 74 | | | 148 | CUT | |
| 2000 | 72 | 70 | 71 | 65 | 278 | T3 | 174,000.00 |
| 2001 | 73 | 69 | 69 | 71 | 282 | T36 | 14,365.91 |
| 2002 | 65 | 69 | 69 | 72 | 275 | 2 | 410,400.00 |
| 2003 | 76 | | | | 76 | W/D | |
| 2004 | 69 | 69 | 71 | 74 | 283 | T35 | 20,825.45 |
| 2006 | 69 | 71 | 76 | 67 | 283 | T39 | 21,000.00 |
| 2008 | 67 | 69 | 70 | 67 | 273 | T48 | 14,382.00 |
| 2009 | 70 | 74 | | | 144 | CUT | |
| | | | | | | **Total** | **$760,545.86** |

**Caldwell, Rex (73.80)**

| Year | 1st | 2nd | 3rd | 4th | Total | Finish | Money |
|---|---|---|---|---|---|---|---|
| 1977 | 76 | 78 | | | 154 | CUT | |
| 1978 | 72 | 71 | 72 | 72 | 287 | T19 | $2,352.00 |
| 1979 | 70 | 74 | 71 | 72 | 287 | 5 | 10,000.00 |
| 1980 | 72 | 70 | 76 | 74 | 292 | T51 | 588.34 |
| 1981 | 80 | 74 | | | 154 | CUT | |
| 1982 | 73 | 74 | | | 147 | CUT | |
| 1983 | 72 | 72 | 71 | 74 | 289 | T19 | 4,208.89 |
| 1984 | 72 | 76 | 75 | 78 | 301 | T71 | 788.00 |
| 1985 | 70 | 74 | 78 | 77 | 299 | T53 | 913.14 |
| 1986 | 73 | 73 | | | 146 | CUT | |
| 1987 | 77 | 70 | 71 | 73 | 291 | T16 | 9,300.00 |
| 1988 | 77 | 73 | | | 150 | CUT | |
| 1989 | 78 | 77 | | | 155 | CUT | |
| | | | | | | **Total** | **$28,150.37** |

**Calendriello, Vic (84.00)**

| Year | 1st | 2nd | 3rd | 4th | Total | Finish | Money |
|---|---|---|---|---|---|---|---|
| 1959 | 85 | 83 | | | 168 | CUT | |
| | | | | | | **Total** | |

**Calfee, Bill (73.57)**

| Year | 1st | 2nd | 3rd | 4th | Total | Finish | Money |
|---|---|---|---|---|---|---|---|
| 1977 | 76 | 75 | | | 151 | CUT | |
| 1979 | 76 | 74 | | | 150 | CUT | |
| 1980 | 71 | 70 | 68 | 79 | 288 | T26 | $1,631.81 |
| 1981 | 72 | 72 | 69 | 79 | 292 | T28 | 1,952.14 |
| 1983 | 75 | 74 | | | 149 | CUT | |
| | | | | | | **Total** | **$3,583.95** |

**Calvin, Roger (73.38)**

| Year | 1st | 2nd | 3rd | 4th | Total | Finish | Money |
|---|---|---|---|---|---|---|---|
| 1980 | 71 | 74 | 71 | 71 | 287 | T21 | $2,600.00 |
| 1981 | 74 | 74 | 76 | 76 | 300 | T71 | 591.00 |
| | | | | | | **Total** | **$3,191.00** |

**Campbell, Brian (69.00)**

| Year | 1st | 2nd | 3rd | 4th | Total | Finish | Money |
|---|---|---|---|---|---|---|---|
| 2017 | 63 | 75 | | | 138 | CUT | |
| | | | | | | **Total** | |

**Campbell, Chad (69.08)**

| Year | 1st | 2nd | 3rd | 4th | Total | Finish | Money |
|---|---|---|---|---|---|---|---|
| 2002 | 67 | 72 | 66 | 73 | 278 | T3 | $220,400.00 |
| 2005 | 69 | 72 | 69 | 71 | 281 | T45 | 14,300.00 |
| 2007 | 69 | 68 | 72 | 72 | 281 | T67 | 10,000.00 |
| 2011 | 68 | 67 | 68 | 71 | 274 | T47 | 13,748.80 |
| 2012 | 71 | 64 | 65 | 66 | 266 | T4 | 214,933.34 |
| 2013 | 70 | 75 | | | 145 | CUT | |
| 2014 | 71 | 69 | | | 140 | CUT | |
| 2015 | 65 | 65 | 70 | 71 | 271 | T31 | 30,625.71 |
| 2016 | 69 | 66 | 72 | 68 | 275 | T57 | 12,376.00 |
| 2017 | 67 | 67 | 68 | 71 | 273 | T42 | 18,661.50 |
| 2018 | 68 | 73 | | | 141 | CUT | |
| | | | | | | **Total** | **$535,045.35** |

**Campbell, Jim (73.00)**

| Year | 1st | 2nd | 3rd | 4th | Total | Finish | Money |
|---|---|---|---|---|---|---|---|
| 1962 | 73 | 71 | 77 | 71 | 292 | T27 | $315.00 |
| | | | | | | **Total** | **$315.00** |

**Campbell, Joe (72.09)**

| Year | 1st | 2nd | 3rd | 4th | Total | Finish | Money |
|---|---|---|---|---|---|---|---|
| 1959 | 68 | 73 | 69 | 80 | 290 | T23 | $150.00 |
| 1962 | 74 | 74 | 72 | 70 | 290 | T21 | 540.00 |
| 1963 | 70 | 73 | 79 | | 222 | W/D | |
| 1964 | 71 | 72 | 73 | 80 | 296 | T58 | |
| 1965 | 72 | 74 | 70 | 73 | 289 | T37 | 362.50 |
| 1966 | 70 | 69 | 68 | 78 | 285 | T28 | 700.00 |
| 1967 | 72 | 70 | 68 | 71 | 281 | T20 | 1,500.00 |
| 1968 | 67 | 72 | 71 | 72 | 282 | T34 | 773.44 |
| 1969 | 71 | 73 | | | 144 | CUT | |
| | | | | | | **Total** | **$4,025.94** |

**Campbell, Ken (74.83)**

| Year | 1st | 2nd | 3rd | 4th | Total | Finish | Money |
|---|---|---|---|---|---|---|---|
| 1959 | 78 | 73 | | | 151 | CUT | |
| 1960 | 72 | 73 | 73 | 80 | 298 | T53 | |
| | | | | | | **Total** | |

**Campiano, Ralph (76.50)**

| Year | 1st | 2nd | 3rd | 4th | Total | Finish | Money |
|---|---|---|---|---|---|---|---|
| 1960 | 77 | 76 | 77 | 76 | 306 | 70 | |
| | | | | | | **Total** | |

**Campos, Rafael (71.25)**

| Year | 1st | 2nd | 3rd | 4th | Total | Finish | Money |
|---|---|---|---|---|---|---|---|
| 2021 | 66 | 70 | 77 | 72 | 285 | T74 | $12,608.00 |
| | | | | | | **Total** | **$12,608.00** |

**Canipe, David (74.76)**

| Year | 1st | 2nd | 3rd | 4th | Total | Finish | Money |
|---|---|---|---|---|---|---|---|
| 1976 | 72 | 71 | 73 | 72 | 288 | T72 | |
| 1977 | 77 | 79 | | | 156 | CUT | |
| 1987 | 80 | 72 | | | 152 | CUT | |
| 1988 | 72 | 77 | | | 149 | CUT | |
| 1989 | 80 | | | | 80 | W/D | |
| 1990 | 73 | 76 | | | 149 | CUT | |
| 1991 | 74 | 75 | | | 149 | CUT | |
| 1992 | 73 | 75 | | | 148 | CUT | |
| | | | | | | **Total** | |

**Cannon, Matt (76.00)**

| Year | 1st | 2nd | 3rd | 4th | Total | Finish | Money |
|---|---|---|---|---|---|---|---|
| 1998 | 75 | 77 | | | 152 | CUT | |
| | | | | | | **Total** | |

**Canonica, Emanuele (72.00)**

| Year | 1st | 2nd | 3rd | 4th | Total | Finish | Money |
|---|---|---|---|---|---|---|---|
| 2001 | 73 | 71 | | | 144 | CUT | |
| | | | | | | **Total** | |

**Cantlay, Patrick (69.17)**

| Year | 1st | 2nd | 3rd | 4th | Total | Finish | Money |
|---|---|---|---|---|---|---|---|
| 2012 | 70 | 68 | 66 | 69 | 273 | T31 | $30,160.00 |
| 2014 | 69 | 73 | | | 142 | CUT | |
| | | | | | | **Total** | **$30,160.00** |

**Cappelen, Sebastian (70.50)**

| Year | 1st | 2nd | 3rd | 4th | Total | Finish | Money |
|---|---|---|---|---|---|---|---|
| 2021 | 70 | 71 | | | 141 | CUT | |
| | | | | | | **Total** | |

**Capps, Billy (74.13)**

| Year | 1st | 2nd | 3rd | 4th | Total | Finish | Money |
|---|---|---|---|---|---|---|---|
| 1953 | 75 | 69 | 75 | 78 | 297 | 55 | |
| 1956 | 75 | 72 | 70 | 79 | 296 | T31 | |
| | | | | | | **Total** | |

**Capra, Ron (78.00)**

| Year | 1st | 2nd | 3rd | 4th | Total | Finish | Money |
|---|---|---|---|---|---|---|---|
| 1957 | 78 | 78 | | | 156 | CUT | |
| | | | | | | **Total** | |

**Carballo, Miguel Angel (70.60)**

| Year | 1st | 2nd | 3rd | 4th | Total | Finish | Money |
|---|---|---|---|---|---|---|---|
| 2012 | 72 | 70 | | | 142 | CUT | |
| 2014 | 73 | 72 | | | 145 | CUT | |
| 2016 | 70 | 71 | | | 141 | CUT | |
| 2017 | 68 | 69 | 70 | 71 | 278 | T69 | $11,600.00 |
| | | | | | | **Total** | **$11,600.00** |

**Cardenas, Joe (73.50)**

| Year | 1st | 2nd | 3rd | 4th | Total | Finish | Money |
|---|---|---|---|---|---|---|---|
| 1964 | 76 | 70 | 76 | 72 | 294 | T51 | |
| | | | | | | **Total** | |

**Cardi, Frank (76.75)**

| Year | 1st | 2nd | 3rd | 4th | Total | Finish | Money |
|---|---|---|---|---|---|---|---|
| 1962 | 75 | 84 | | | 159 | CUT | |
| 1967 | 75 | 73 | | | 148 | CUT | |
| | | | | | | **Total** | |

**Carlisle, Mike (80.50)**

| Year | 1st | 2nd | 3rd | 4th | Total | Finish | Money |
|---|---|---|---|---|---|---|---|
| 1987 | 82 | 79 | | | 161 | CUT | |
| | | | | | | **Total** | |

**Carmen, Bob (75.80)**

| Year | 1st | 2nd | 3rd | 4th | Total | Finish | Money |
|---|---|---|---|---|---|---|---|
| 1953 | 70 | 73 | 78 | 78 | 299 | T57 | |
| 1954 | 75 | 74 | 76 | 77 | 302 | T49 | |
| 1961 | 81 | 76 | | | 157 | CUT | |
| | | | | | | **Total** | |

**Carmichael, Sam (75.50)**

| Year | 1st | 2nd | 3rd | 4th | Total | Finish | Money |
|---|---|---|---|---|---|---|---|
| 1965 | 76 | 78 | | | 154 | CUT | |
| 1968 | 73 | 75 | | | 148 | CUT | |
| | | | | | | **Total** | |

**Carmody, Dick (72.67)**

| Year | 1st | 2nd | 3rd | 4th | Total | Finish | Money |
|---|---|---|---|---|---|---|---|
| 1968 | 70 | 72 | 74 | 71 | 287 | T58 | |
| 1970 | 77 | 72 | | | 149 | CUT | |
| | | | | | | **Total** | |

**Carnevale, Mark (74.42)**

| Year | 1st | 2nd | 3rd | 4th | Total | Finish | Money |
|---|---|---|---|---|---|---|---|
| 1992 | 75 | 70 | | | 145 | CUT | |
| 1993 | 73 | 74 | 77 | 74 | 298 | 82 | $2,640.00 |
| 1994 | 78 | 77 | | | 155 | CUT | |
| 1995 | 73 | 71 | | | 144 | CUT | |
| 1998 | 74 | 77 | | | 151 | CUT | |
| | | | | | | **Total** | **$2,640.00** |

**Caron, Jason (74.00)**

| Year | 1st | 2nd | 3rd | 4th | Total | Finish | Money |
|---|---|---|---|---|---|---|---|
| 2000 | 78 | 71 | | | 149 | CUT | |
| 2003 | 73 | 74 | | | 147 | CUT | |
| | | | | | | **Total** | |

**Carr, Joe (72.00)**

| Year | 1st | 2nd | 3rd | 4th | Total | Finish | Money |
|---|---|---|---|---|---|---|---|
| 1965 | 74 | 75 | | | 149 | CUT | |
| 1967 | 71 | 67 | 71 | 73 | 282 | T23 | $1,072.91 |
| 1968 | 72 | 70 | 73 | 74 | 289 | T61 | |
| | | | | | | **Total** | **$1,072.91** |

**Carter, Jim (72.30)**

| Year | 1st | 2nd | 3rd | 4th | Total | Finish | Money |
|---|---|---|---|---|---|---|---|
| 1987 | 72 | 77 | 77 | 72 | 298 | T62 | $1,284.00 |
| 1988 | 70 | 72 | 72 | 69 | 283 | T15 | 17,000.00 |
| 1989 | 78 | 73 | | | 151 | CUT | |
| 1995 | 74 | 74 | | | 148 | CUT | |
| 1996 | 73 | 74 | | | 147 | CUT | |
| 1997 | 71 | 73 | | | 144 | CUT | |
| 1998 | 71 | 70 | 73 | 77 | 291 | T67 | 4,444.00 |
| 1999 | 72 | 66 | 73 | 69 | 280 | T13 | 48,750.00 |
| 2000 | 69 | 70 | 77 | 72 | 288 | T34 | 14,512.50 |
| 2001 | 71 | 68 | 73 | 69 | 281 | T29 | 21,775.00 |
| 2002 | 71 | 71 | 78 | 76 | 296 | T69 | 7,638.00 |
| 2003 | 69 | 73 | 70 | 73 | 285 | T61 | 9,495.00 |
| | | | | | | **Total** | **$124,898.50** |

**Carter, Tom (70.33)**

| Year | 1st | 2nd | 3rd | 4th | Total | Finish | Money |
|---|---|---|---|---|---|---|---|
| 2003 | 70 | 66 | 72 | 72 | 280 | T30 | $26,742.86 |
| 2004 | 71 | 71 | | | 142 | CUT | |
| | | | | | | **Total** | **$26,742.86** |

**Case, Tom (74.26)**

| Year | 1st | 2nd | 3rd | 4th | Total | Finish | Money |
|---|---|---|---|---|---|---|---|
| 1954 | 73 | 79 | 78 | 76 | 306 | T54 | |
| 1958 | 71 | 76 | 74 | 75 | 296 | T57 | |
| 1959 | 74 | 73 | 73 | 73 | 293 | 33 | |
| 1960 | 75 | 74 | 70 | 73 | 292 | T33 | |
| 1961 | 79 | 71 | 74 | 77 | 301 | T43 | |
| 1962 | 74 | 75 | | | 149 | DQ | |
| 1963 | 72 | 74 | 75 | 69 | 290 | T42 | $100.00 |
| 1964 | 72 | 74 | 73 | 76 | 295 | T56 | |
| 1965 | 73 | 77 | | | 150 | CUT | |
| 1967 | 76 | 68 | 75 | 72 | 291 | T63 | |
| 1968 | 77 | 77 | | | 154 | CUT | |
| 1969 | 71 | 79 | | | 150 | CUT | |
| 1970 | 74 | 78 | | | 152 | CUT | |
| | | | | | | **Total** | **$100.00** |

**Case, Jr., Tom (72.50)**

| Year | 1st | 2nd | 3rd | 4th | Total | Finish | Money |
|---|---|---|---|---|---|---|---|
| 1973 | 75 | 70 | | | 145 | CUT | |
| | | | | | | **Total** | |

**Casey, Paul (68.30)**

| Year | 1st | 2nd | 3rd | 4th | Total | Finish | Money |
|---|---|---|---|---|---|---|---|
| 2008 | 70 | 66 | 67 | 66 | 269 | T26 | $40,672.50 |
| 2011 | 65 | 67 | 69 | 73 | 274 | T47 | 13,748.80 |
| 2012 | 68 | 70 | 77 | 75 | 290 | 75 | 9,880.00 |
| 2013 | 70 | 75 | | | 145 | CUT | |
| 2014 | 65 | 69 | 68 | 68 | 270 | T18 | 66,780.00 |
| 2015 | 66 | 66 | 66 | 67 | 265 | T3 | 280,800.00 |
| 2019 | 65 | 65 | 66 | 69 | 265 | T13 | 109,533.33 |
| 2020 | 67 | 66 | 69 | 69 | 271 | T31 | 37,440.00 |
| | | | | | | **Total** | **$558,854.63** |

**Casper, Billy (70.75)**

| Year | 1st | 2nd | 3rd | 4th | Total | Finish | Money |
|---|---|---|---|---|---|---|---|
| 1956 | 68 | 73 | 69 | 78 | 288 | T16 | $190.00 |
| 1958 | 70 | 70 | 73 | 69 | 282 | T16 | 250.00 |
| 1959 | 73 | 68 | 68 | 72 | 281 | T3 | 1,100.00 |
| 1962 | 69 | 70 | 68 | 68 | 275 | 1 | 5,300.00 |
| 1963 | 70 | 72 | 71 | 70 | 283 | T20 | 620.00 |
| 1964 | 72 | 70 | 75 | 72 | 289 | T30 | 412.50 |
| 1965 | 70 | 67 | 72 | 69 | 278 | T2 | 4,733.33 |
| 1968 | 65 | 67 | 69 | 66 | 267 | 1 | 27,500.00 |
| 1970 | 70 | 73 | 70 | 69 | 282 | T30 | 1,147.50 |
| 1971 | 75 | 71 | 67 | 70 | 283 | T37 | 921.50 |
| 1972 | 71 | 69 | 75 | 69 | 284 | T54 | 347.83 |
| 1973 | 67 | 64 | 68 | 71 | 270 | T4 | 9,240.00 |
| 1975 | 79 | 70 | 70 | 72 | 291 | T32 | 1,195.00 |
| 1976 | 71 | 71 | 72 | 70 | 284 | T56 | 465.75 |
| 1977 | 73 | 73 | 69 | 73 | 288 | T31 | 1,276.89 |
| 1978 | 76 | 73 | | | 149 | CUT | |
| 1979 | 76 | 78 | | | 154 | CUT | |
| | | | | | | **Total** | **$54,700.30** |

**Castillo, Henry (75.75)**

| Year | 1st | 2nd | 3rd | 4th | Total | Finish | Money |
|---|---|---|---|---|---|---|---|
| 1953 | 75 | 74 | | | 149 | W/D | |
| 1954 | 77 | 77 | | | 154 | CUT | |
| | | | | | | **Total** | |

**Castro, Roberto (68.63)**

| Year | 1st | 2nd | 3rd | 4th | Total | Finish | Money |
|---|---|---|---|---|---|---|---|
| 2012 | 71 | 70 | | | 141 | CUT | |
| 2013 | 73 | 71 | | | 144 | CUT | |
| 2014 | 71 | 66 | 65 | 68 | 270 | T18 | $66,780.00 |
| 2015 | 67 | 70 | 71 | 72 | 280 | T66 | 11,178.00 |
| 2016 | 72 | 64 | 68 | 65 | 269 | T20 | 70,000.00 |
| 2017 | 69 | 68 | 68 | 66 | 271 | T28 | 36,153.34 |
| 2019 | 66 | 68 | 69 | 69 | 272 | T53 | 14,153.72 |
| | | | | | | **Total** | **$198,265.06** |

**Cauley, Bud (67.71)**

| Year | 1st | 2nd | 3rd | 4th | Total | Finish | Money |
|---|---|---|---|---|---|---|---|
| 2011 | 69 | 68 | 68 | 70 | 275 | T52 | $12,004.57 |
| 2012 | 66 | 65 | 66 | 68 | 265 | 3 | 353,600.00 |
| 2013 | 72 | 72 | | | 144 | CUT | |
| 2014 | 69 | 70 | | | 139 | CUT | |
| 2016 | 67 | 69 | 64 | 67 | 267 | T10 | 134,400.00 |
| 2017 | 67 | 68 | 68 | 70 | 273 | T42 | 18,661.50 |
| 2019 | 65 | 67 | 69 | 67 | 167 | T22 | 53,044.45 |
| 2020 | 66 | 68 | 67 | 65 | 266 | T13 | 104,000.00 |
| | | | | | | **Total** | **$675,710.52** |

**Cejka, Alex (69.50)**

| Year | 1st | 2nd | 3rd | 4th | Total | Finish | Money |
|---|---|---|---|---|---|---|---|
| 2005 | 70 | 72 | | | 142 | CUT | |
| 2006 | 73 | 71 | | | 144 | CUT | |
| 2007 | 68 | 67 | 72 | 70 | 277 | T37 | $19,016.67 |
| 2009 | 67 | 66 | 71 | 69 | 273 | T44 | 14,218.80 |
| 2010 | 72 | 70 | | | 142 | CUT | |
| 2014 | 68 | 70 | | | 138 | W/D | |
| 2015 | 72 | 67 | | | 139 | CUT | |
| 2017 | 70 | 71 | | | 141 | CUT | |
| 2018 | 67 | 71 | | | 138 | CUT | |
| 2019 | 69 | 67 | 69 | 68 | 273 | T60 | 13,144.00 |
| | | | | | | **Total** | **$46,379.47** |

**Cerda, Antonio (74.30)**

| Year | 1st | 2nd | 3rd | 4th | Total | Finish | Money |
|---|---|---|---|---|---|---|---|
| 1981 | 70 | 75 | 72 | 73 | 290 | T19 | $3,765.00 |
| 1982 | 73 | 78 | | | 151 | CUT | |
| 1983 | 82 | 69 | | | 151 | CUT | |
| 1987 | 75 | 76 | | | 151 | CUT | |
| | | | | | | **Total** | **$3,765.00** |

**Cerrudo, Ron (72.23)**

| Year | 1st | 2nd | 3rd | 4th | Total | Finish | Money |
|---|---|---|---|---|---|---|---|
| 1969 | 68 | 78 | | | 146 | CUT | |
| 1970 | 75 | 74 | | | 149 | CUT | |
| 1971 | 71 | 75 | 70 | 71 | 287 | T59 | $271.43 |
| 1973 | 69 | 71 | 72 | 77 | 289 | T67 | 346.33 |
| 1974 | 72 | 69 | 71 | 73 | 285 | T50 | 517.78 |
| 1975 | 72 | 74 | 72 | 75 | 293 | T42 | 852.50 |
| 1976 | 69 | 67 | 70 | 70 | 276 | T10 | 4,715.00 |
| 1977 | 78 | 75 | | | 153 | CUT | |
| | | | | | | **Total** | **$6,703.04** |

**Cesario, Greg (76.00)**

| Year | 1st | 2nd | 3rd | 4th | Total | Finish | Money |
|---|---|---|---|---|---|---|---|
| 1993 | 75 | 77 | | | 152 | CUT | |
| | | | | | | **Total** | |

**Chaffee, Jon (74.50)**

| Year | 1st | 2nd | 3rd | 4th | Total | Finish | Money |
|---|---|---|---|---|---|---|---|
| 1980 | 73 | 76 | | | 149 | CUT | |
| | | | | | | **Total** | |

**Chalmers, Greg (70.33)**

| Year | 1st | 2nd | 3rd | 4th | Total | Finish | Money |
|---|---|---|---|---|---|---|---|
| 1999 | 73 | 74 | | | 147 | CUT | |
| 2000 | 74 | 73 | | | 147 | CUT | |
| 2002 | 71 | 75 | | | 146 | CUT | |
| 2003 | 72 | 71 | 72 | 70 | 285 | T61 | $9,495.00 |
| 2006 | 77 | 76 | | | 153 | CUT | |
| 2009 | 70 | 68 | 66 | 68 | 272 | T32 | 24,820.00 |
| 2010 | 71 | 67 | | | 138 | CUT | |
| 2011 | 66 | 70 | 71 | 68 | 275 | T52 | 12,004.57 |
| 2013 | 69 | 69 | 71 | 70 | 279 | T52 | 12,176.75 |
| 2014 | 72 | 69 | | | 141 | CUT | |
| 2015 | 67 | 70 | 70 | 68 | 275 | T51 | 12,787.20 |
| 2016 | 66 | 69 | 69 | 67 | 271 | T33 | 27,751.11 |
| 2017 | 71 | 70 | | | 141 | CUT | |
| 2020 | 70 | 73 | | | 143 | CUT | |
| | | | | | | **Total** | **$99,034.63** |

**Chamber, D.M. (85.50)**

| Year | 1st | 2nd | 3rd | 4th | Total | Finish | Money |
|---|---|---|---|---|---|---|---|
| 1957 | 87 | 84 | | | 171 | CUT | |
| | | | | | | **Total** | |

**Chamblee, Brandel (73.40)**

| Year | 1st | 2nd | 3rd | 4th | Total | Finish | Money |
|---|---|---|---|---|---|---|---|
| 1991 | 78 | 69 | | | 147 | CUT | |
| 1992 | 75 | 75 | | | 150 | W/D | |
| 1993 | 74 | 75 | | | 149 | CUT | |
| 1994 | 71 | 73 | 74 | 71 | 289 | T44 | $4,062.50 |
| 1995 | 73 | 73 | | | 146 | CUT | |
| 1997 | 73 | 73 | | | 146 | CUT | |
| 2000 | 69 | 76 | | | 145 | CUT | |
| 2003 | 70 | 73 | 77 | 76 | 296 | 88 | 7,380.00 |
| | | | | | | **Total** | **$11,442.50** |

**Chamblee, Jim (75.00)**

| Year | 1st | 2nd | 3rd | 4th | Total | Finish | Money |
|---|---|---|---|---|---|---|---|
| 1953 | 74 | 76 | | | 150 | W/D | |
| | | | | | | **Total** | |

**Champ, Cameron (72.00)**

| Year | 1st | 2nd | 3rd | 4th | Total | Finish | Money |
|---|---|---|---|---|---|---|---|
| 2019 | 71 | 76 | | | 147 | CUT | |
| 2022 | 71 | 71 | | | 142 | CUT | |
| 2023 | 73 | 70 | | | 143 | CUT | |

**Chancey, Jim (74.20)**

| Year | 1st | 2nd | 3rd | 4th | Total | Finish | Money |
|---|---|---|---|---|---|---|---|
| 1978 | 70 | 76 | 79 | 74 | 299 | 69 | $396.00 |
| 1979 | 73 | 71 | 76 | 71 | 291 | T18 | 2,937.50 |
| 1980 | 74 | 78 | | | 152 | CUT | |
| | | | | | | **Total** | **$3,333.50** |

**Chancellor, Warren (77.00)**

| Year | 1st | 2nd | 3rd | 4th | Total | Finish | Money |
|---|---|---|---|---|---|---|---|
| 1977 | 77 | 77 | | | 154 | CUT | |
| | | | | | | **Total** | |

**Chapin, Peter (82.00)**

| Year | 1st | 2nd | 3rd | 4th | Total | Finish | Money |
|---|---|---|---|---|---|---|---|
| 1979 | 80 | 84 | | | 164 | CUT | |
| | | | | | | **Total** | |

**Chapman, Dick (73.85)**

| Year | 1st | 2nd | 3rd | 4th | Total | Finish | Money |
|---|---|---|---|---|---|---|---|
| 1947 | | | | | 293 | T8 | |
| 1948 | 77 | 70 | 70 | 74 | 291 | T21 | |
| 1950 | 78 | 76 | 76 | 73 | 303 | T54 | |
| 1953 | 73 | 71 | 75 | 74 | 293 | T39 | |
| 1955 | 75 | 74 | 78 | 70 | 297 | T50 | |
| | | | | | | **Total** | |

**Chappell, Kevin (70.64)**

| Year | 1st | 2nd | 3rd | 4th | Total | Finish | Money |
|---|---|---|---|---|---|---|---|
| 2008 | 72 | 70 | | | 142 | CUT | |
| 2011 | 70 | 70 | | | 140 | CUT | |
| 2012 | 70 | | | | 70 | W/D | |
| 2013 | 69 | 69 | 75 | 72 | 285 | 73 | $10,282.00 |
| 2022 | 70 | 70 | | | 140 | CUT | |
| | | | | | | **Total** | **$10,282.00** |

**Charles, Bob (71.37)**

| Year | 1st | 2nd | 3rd | 4th | Total | Finish | Money |
|---|---|---|---|---|---|---|---|
| 1962 | 70 | 74 | 71 | 77 | 292 | T27 | $315.00 |
| 1963 | 68 | 71 | 71 | 67 | 277 | T4 | 1,766.67 |
| 1964 | 69 | 75 | 69 | 75 | 288 | T25 | 540.00 |
| 1966 | 73 | 73 | 66 | 72 | 284 | T21 | 953.57 |
| 1967 | 70 | 72 | 68 | 70 | 280 | T17 | 1,875.00 |
| 1968 | 74 | 72 | | | 146 | CUT | |
| 1969 | 70 | 70 | 69 | 70 | 279 | T11 | 3,136.00 |
| 1970 | 71 | 72 | 69 | 67 | 279 | T11 | 3,528.00 |
| 1971 | 67 | 72 | 68 | 71 | 278 | T7 | 5,605.00 |
| 1972 | 70 | 68 | 68 | 70 | 276 | T10 | 4,400.00 |
| 1973 | 74 | 69 | | | 143 | CUT | |
| 1974 | 65 | 70 | 67 | 68 | 270 | 1 | 44,066.00 |
| 1975 | 76 | 70 | 81 | 72 | 299 | T67 | 365.00 |
| 1976 | 70 | 73 | 70 | 70 | 283 | T52 | 534.75 |
| 1977 | 77 | 73 | | | 150 | CUT | |
| 1979 | 73 | 73 | 74 | 75 | 295 | T44 | 737.85 |
| 1982 | 79 | 73 | | | 152 | CUT | |
| 1983 | 76 | 78 | | | 154 | CUT | |
| | | | | | | **Total** | **$67,822.84** |

**Chase, Dick (81.50)**

| Year | 1st | 2nd | 3rd | 4th | Total | Finish | Money |
|---|---|---|---|---|---|---|---|
| 1961 | 81 | 82 | | | 163 | CUT | |
| | | | | | | **Total** | |

**Cheesman, Barry (72.67)**

| Year | 1st | 2nd | 3rd | 4th | Total | Finish | Money |
|---|---|---|---|---|---|---|---|
| 1988 | 72 | 75 | | | 147 | CUT | |
| 1991 | 74 | 71 | | | 145 | CUT | |
| 1993 | 79 | 74 | | | 153 | CUT | |
| 1998 | 70 | 71 | 74 | 75 | 290 | T62 | $4,664.00 |
| 1999 | 71 | 72 | 73 | 74 | 290 | T57 | 5,746.00 |
| 2000 | 70 | 66 | 73 | 74 | 283 | T13 | 58,000.00 |
| | | | | | | **Total** | **$68,410.00** |

**Chen, T.C. (71.83)**

| Year | 1st | 2nd | 3rd | 4th | Total | Finish | Money |
|---|---|---|---|---|---|---|---|
| 1986 | 72 | 70 | 72 | 70 | 284 | T17 | $7,750.00 |
| 1987 | 68 | 76 | 77 | 75 | 296 | T49 | 1,480.80 |
| 1988 | 66 | 71 | 75 | 70 | 282 | T10 | 23,000.00 |
| | | | | | | **Total** | **$32,230.80** |

**Chen, T.M. (73.50)**

| Year | 1st | 2nd | 3rd | 4th | Total | Finish | Money |
|---|---|---|---|---|---|---|---|
| 1986 | 77 | 70 | | | 147 | CUT | |
| | | | | | | **Total** | |

**Cherry, Don (73.67)**

| Year | 1st | 2nd | 3rd | 4th | Total | Finish | Money |
|---|---|---|---|---|---|---|---|
| 1960 | 74 | 74 | 76 | 76 | 300 | T63 | |
| 1965 | 71 | 69 | 76 | 74 | 290 | T45 | $240.00 |
| 1976 | 73 | | | | 73 | W/D | |
| | | | | | | **Total** | **$240.00** |

**Cheves, Joe (75.39)**

| Year | 1st | 2nd | 3rd | 4th | Total | Finish | Money |
|---|---|---|---|---|---|---|---|
| 1951 | 74 | 80 | 79 | 74 | 307 | T46 | |
| 1953 | 72 | 72 | 72 | 74 | 290 | T28 | |
| 1956 | 80 | 73 | 73 | 80 | 306 | T60 | |
| 1957 | 74 | 74 | 74 | 74 | 296 | 52 | |
| 1958 | 74 | 82 | | | 156 | CUT | |
| 1959 | 73 | 76 | 77 | 79 | 305 | T57 | |
| 1960 | 74 | 74 | 72 | 77 | 297 | T50 | |
| 1961 | 76 | 78 | | | 154 | CUT | |
| | | | | | | **Total** | |

**Chill, Lee (74.50)**

| Year | 1st | 2nd | 3rd | 4th | Total | Finish | Money |
|---|---|---|---|---|---|---|---|
| 1989 | 73 | 76 | | | 149 | CUT | |
| | | | | | | **Total** | |

**Chin, John (68.50)**

| Year | 1st | 2nd | 3rd | 4th | Total | Finish | Money |
|---|---|---|---|---|---|---|---|
| 2019 | 67 | 67 | 70 | 70 | 274 | T69 | $12,400.00 |
| | | | | | | **Total** | **$12,400.00** |

**Chlystun, Mark (78.50)**

| Year | 1st | 2nd | 3rd | 4th | Total | Finish | Money |
|---|---|---|---|---|---|---|---|
| 1986 | 76 | 81 | | | 157 | CUT | |
| | | | | | | **Total** | |

**Choi, K.J. (69.34)**

| Year | 1st | 2nd | 3rd | 4th | Total | Finish | Money |
|---|---|---|---|---|---|---|---|
| 2000 | 73 | 75 | | | 148 | CUT | |
| 2001 | 72 | 66 | 70 | 67 | 275 | T4 | $131,950.00 |
| 2002 | 71 | 69 | 69 | 71 | 280 | T7 | 118,433.33 |
| 2003 | 68 | 69 | 68 | 70 | 275 | T5 | 142,392.85 |
| 2005 | 64 | 69 | 67 | 66 | 266 | 1 | 900,000.00 |
| 2006 | 67 | 73 | 72 | 72 | 284 | T43 | 14,900.00 |
| 2009 | 67 | 74 | | | 141 | CUT | |
| 2013 | 69 | 68 | 72 | 68 | 277 | T37 | 22,260.00 |
| 2015 | 68 | 69 | 72 | 69 | 278 | T63 | 11,502.00 |
| 2017 | 68 | 67 | 70 | 66 | 271 | T28 | 36,153.34 |
| 2021 | 66 | 74 | | | 140 | CUT | |
| | | | | | | **Total** | **$1,377,591.52** |

**Chopra, Daniel (69.75)**

| Year | 1st | 2nd | 3rd | 4th | Total | Finish | Money |
|---|---|---|---|---|---|---|---|
| 2005 | 67 | 69 | 71 | 72 | 279 | T34 | $24,714.28 |
| 2006 | 68 | 74 | 66 | 69 | 277 | T6 | 151,250.00 |
| 2007 | 68 | 71 | 70 | 71 | 280 | T64 | 10,500.00 |
| 2009 | 67 | 69 | 68 | 70 | 274 | T54 | 11,730.00 |
| 2010 | 70 | 65 | 73 | 69 | 277 | 77 | 9,486.00 |
| 2012 | 71 | 70 | | | 141 | CUT | |
| 2014 | 76 | 70 | | | 146 | CUT | |
| | | | | | | **Total** | **$207,680.28** |

**Christian, Gary (69.00)**

| Year | 1st | 2nd | 3rd | 4th | Total | Finish | Money |
|---|---|---|---|---|---|---|---|
| 2012 | 67 | 70 | 67 | 70 | 274 | T37 | $21,320.00 |
| 2014 | 69 | 71 | | | 140 | CUT | |
| | | | | | | **Total** | **$21,320.00** |

**Christie, Michael (73.75)**

| Year | 1st | 2nd | 3rd | 4th | Total | Finish | Money |
|---|---|---|---|---|---|---|---|
| 1997 | 77 | 73 | | | 150 | CUT | |
| 1998 | 74 | 71 | | | 145 | CUT | |
| | | | | | | **Total** | |

**Cichon, Walter (76.50)**

| Year | 1st | 2nd | 3rd | 4th | Total | Finish | Money |
|---|---|---|---|---|---|---|---|
| 1948 | 75 | 72 | 80 | 79 | 306 | T52 | |
| | | | | | | **Total** | |

**Cink, Stewart (70.25)**

| Year | 1st | 2nd | 3rd | 4th | Total | Finish | Money |
|---|---|---|---|---|---|---|---|
| 1997 | 71 | 74 | | | 145 | CUT | |
| 1999 | 72 | 70 | 68 | 76 | 286 | T40 | $10,400.00 |
| 2001 | 71 | 74 | | | 145 | CUT | |
| 2005 | 70 | 74 | | | 144 | CUT | |
| 2013 | 71 | 70 | | | 141 | CUT | |
| 2015 | 69 | 70 | | | 139 | CUT | |
| 2016 | 70 | 66 | 68 | 64 | 268 | T14 | 92,400.00 |
| 2019 | 72 | 72 | | | 144 | CUT | |
| 2020 | 76 | 68 | | | 144 | CUT | |
| 2022 | 68 | 70 | 70 | 64 | 272 | T27 | 47,936.67 |
| 2023 | 72 | 67 | | | 139 | CUT | |
| | | | | | | **Total** | **$150,736.67** |

**Claar, Brian (72.34)**

| Year | 1st | 2nd | 3rd | 4th | Total | Finish | Money |
|---|---|---|---|---|---|---|---|
| 1986 | 73 | 75 | | | 148 | CUT | |
| 1987 | 73 | 72 | 70 | 73 | 288 | 11 | $15,000.00 |
| 1990 | 73 | 71 | 71 | 73 | 288 | T19 | 12,409.09 |
| 1991 | 69 | 73 | 71 | 71 | 284 | T40 | 4,875.00 |
| 1992 | 67 | 70 | 74 | 76 | 287 | T41 | 4,375.00 |
| 1993 | 72 | 73 | 75 | 69 | 289 | T33 | 7,925.00 |
| 1994 | 70 | 71 | 75 | 75 | 291 | 63 | 3,210.00 |
| 1995 | 72 | 74 | | | 146 | CUT | |
| 1996 | 77 | 73 | | | 150 | CUT | |
| 1998 | 71 | 73 | | | 144 | CUT | |
| | | | | | | **Total** | **$47,794.09** |

**Clampett, Bobby (72.80)**

| Year | 1st | 2nd | 3rd | 4th | Total | Finish | Money |
|---|---|---|---|---|---|---|---|
| 1981 | 76 | 71 | 69 | 85 | 301 | T73 | $573.00 |
| 1982 | 69 | 72 | 72 | 73 | 286 | 2 | 32,400.00 |
| 1983 | 72 | 69 | 69 | 72 | 282 | 5 | 16,000.00 |
| 1984 | 80 | 78 | | | 158 | CUT | |
| 1985 | 68 | 70 | 75 | 80 | 293 | T22 | 3,713.33 |
| 1986 | 71 | 71 | 80 | 66 | 288 | T33 | 2,425.00 |
| 1987 | 74 | 74 | 73 | 76 | 297 | T54 | 1,350.00 |
| 1988 | 74 | 70 | 67 | 71 | 282 | T10 | 23,000.00 |
| 1989 | 71 | 74 | 73 | 72 | 290 | T28 | 6,368.75 |
| 1990 | 70 | 76 | 73 | 73 | 292 | T44 | 4,125.00 |
| 1991 | 73 | 65 | 75 | 70 | 283 | T25 | 7,891.67 |
| 1992 | 74 | 69 | 73 | 75 | 291 | T65 | 2,575.00 |
| 1993 | 70 | 79 | | | 149 | CUT | |
| 1994 | 74 | 71 | 70 | 74 | 289 | T44 | 4,062.50 |
| 1995 | 72 | 78 | | | 150 | CUT | |
| | | | | | | **Total** | **$104,484.25** |

**Clark, Archie (75.50)**

| Year | 1st | 2nd | 3rd | 4th | Total | Finish | Money |
|---|---|---|---|---|---|---|---|
| 1963 | 75 | 76 | 71 | 80 | 302 | T66 | |
| | | | | | | **Total** | |

**Clark, Art (76.83)**

| Year | 1st | 2nd | 3rd | 4th | Total | Finish | Money |
|---|---|---|---|---|---|---|---|
| 1948 | 75 | 73 | 74 | 77 | 299 | T45 | |
| 1961 | 84 | 78 | | | 162 | CUT | |
| | | | | | | **Total** | |

**Clark, Chris (82.00)**

| Year | 1st | 2nd | 3rd | 4th | Total | Finish | Money |
|---|---|---|---|---|---|---|---|
| 1979 | 82 | | | | 82 | W/D | |
| | | | | | | **Total** | |

**Clark, Clive (76.00)**

| Year | 1st | 2nd | 3rd | 4th | Total | Finish | Money |
|---|---|---|---|---|---|---|---|
| 1968 | 74 | 78 | | | 152 | CUT | |
| | | | | | | **Total** | |

**Clark, Dick (77.75)**

| Year | 1st | 2nd | 3rd | 4th | Total | Finish | Money |
|---|---|---|---|---|---|---|---|
| 1959 | 82 | 67 | 80 | 82 | 311 | T64 | |
| | | | | | | **Total** | |

**Clark, Jimmy (72.22)**

| Year | 1st | 2nd | 3rd | 4th | Total | Finish | Money |
|---|---|---|---|---|---|---|---|
| 1950 | 70 | 76 | 71 | 72 | 289 | T14 | $158.00 |
| 1951 | 77 | 73 | 70 | 70 | 290 | 10 | 340.00 |
| 1952 | 70 | 69 | 76 | 71 | 286 | T18 | 115.00 |
| 1953 | 71 | 70 | 69 | 72 | 282 | T9 | 390.00 |
| 1954 | 71 | 71 | 74 | 75 | 291 | T12 | 210.00 |
| 1956 | 68 | 77 | 76 | 75 | 296 | T31 | |
| 1961 | 75 | 75 | 74 | 75 | 299 | T39 | |
| 1963 | 68 | 70 | 68 | 68 | 274 | 2 | 3,500.00 |
| 1964 | 73 | 74 | 73 | 73 | 293 | T47 | |
| | | | | | | **Total** | **$4,713.00** |

**Clark II, Michael (74.00)**

| Year | 1st | 2nd | 3rd | 4th | Total | Finish | Money |
|---|---|---|---|---|---|---|---|
| 2000 | 74 | 69 | 80 | 72 | 295 | T71 | $5,850.00 |
| 2001 | 72 | 75 | | | 147 | CUT | |
| 2002 | 77 | 73 | | | 150 | CUT | |
| | | | | | | **Total** | $5,850.00 |

**Clark, Tim (68.50)**

| Year | 1st | 2nd | 3rd | 4th | Total | Finish | Money |
|---|---|---|---|---|---|---|---|
| 2002 | 71 | 70 | 73 | 72 | 286 | T38 | $15,960.00 |
| 2004 | 69 | 73 | | | 142 | CUT | |
| 2005 | 66 | 69 | 70 | 68 | 273 | T6 | 156,500.00 |
| 2006 | 67 | 73 | 69 | 71 | 280 | T22 | 46,416.66 |
| 2008 | 64 | 67 | 68 | 66 | 265 | T6 | 170,850.00 |
| 2012 | 63 | 67 | 67 | 67 | 264 | 2 | 561,600.00 |
| 2013 | 69 | 70 | 72 | 64 | 275 | T26 | 40,810.00 |
| 2014 | 67 | 67 | 69 | 68 | 271 | T24 | 41,008.75 |
| 2015 | 66 | 71 | 67 | 69 | 273 | T43 | 18,360.00 |
| | | | | | | **Total** | **$1,051,505.41** |

**Clark, Wyndham (70.71)**

| Year | 1st | 2nd | 3rd | 4th | Total | Finish | Money |
|---|---|---|---|---|---|---|---|
| 2019 | 68 | 68 | 73 | | 209 | T81 | $10,912.00 |
| 2020 | 71 | 69 | | | 140 | CUT | |
| 2021 | 76 | 70 | | | 146 | CUT | |
| | | | | | | Total | **$10,912.00** |

**Claxton, Paul (72.10)**

| Year | 1st | 2nd | 3rd | 4th | Total | Finish | Money |
|---|---|---|---|---|---|---|---|
| 1997 | 70 | 76 | | | 146 | CUT | |
| 2002 | 72 | 69 | 73 | 75 | 289 | T53 | $8,841.33 |
| 2005 | 73 | 71 | | | 144 | CUT | |
| 2008 | 69 | 73 | | | 142 | CUT | |
| | | | | | | **Total** | $8,841.33 |

**Claxton, Will (69.10)**

| Year | 1st | 2nd | 3rd | 4th | Total | Finish | Money |
|---|---|---|---|---|---|---|---|
| 2012 | 69 | 66 | 65 | 73 | 273 | T31 | $30,160.00 |
| 2013 | 68 | 67 | 72 | 69 | 276 | T29 | 32,263.75 |
| 2019 | 71 | 71 | | | 142 | CUT | |
| | | | | | | **Total** | **$62,423.75** |

**Clearwater, Keith (73.03)**

| Year | 1st | 2nd | 3rd | 4th | Total | Finish | Money |
|---|---|---|---|---|---|---|---|
| 1987 | 73 | 72 | 73 | 75 | 293 | T30 | $3,487.50 |
| 1988 | 69 | 73 | 71 | 69 | 282 | T10 | 23,000.00 |
| 1989 | 75 | 75 | | | 150 | CUT | |
| 1990 | 72 | 77 | | | 149 | CUT | |
| 1991 | 74 | 69 | 73 | 67 | 283 | T25 | 7,891.67 |
| 1992 | 72 | 71 | 71 | 73 | 287 | T41 | 4,375.00 |
| 1993 | 75 | 79 | | | 154 | CUT | |
| 1994 | 71 | 75 | | | 146 | CUT | |
| 1995 | 73 | 74 | | | 147 | CUT | |
| 1996 | 82 | 72 | | | 154 | CUT | |
| 2001 | 71 | 75 | | | 146 | CUT | |
| | | | | | | **Total** | **$38,754.17** |

**Cleary, John (74.58)**

| Year | 1st | 2nd | 3rd | 4th | Total | Finish | Money |
|---|---|---|---|---|---|---|---|
| 1956 | 79 | 73 | 77 | 73 | 302 | 49 | |
| 1957 | 73 | 73 | 76 | 75 | 297 | T53 | |
| 1958 | 74 | 74 | 70 | 78 | 296 | T57 | |
| | | | | | | **Total** | |

**Clements, Lennie (72.36)**

| Year | 1st | 2nd | 3rd | 4th | Total | Finish | Money |
|---|---|---|---|---|---|---|---|
| 1981 | 79 | 73 | | | 152 | CUT | |
| 1983 | 77 | 71 | 70 | 79 | 297 | T61 | $860.00 |
| 1984 | 73 | 77 | | | 150 | CUT | |
| 1985 | 81 | | | | 81 | W/D | |
| 1986 | 70 | 73 | 73 | 69 | 285 | T19 | 6,060.00 |
| 1987 | 71 | 74 | 74 | 72 | 291 | T16 | 9,300.00 |
| 1988 | 73 | 71 | 73 | 73 | 290 | T57 | 2,210.00 |
| 1989 | 84 | | | | 84 | W/D | |
| 1990 | 69 | 74 | 75 | 69 | 287 | T10 | 25,138.89 |
| 1993 | 70 | 68 | 72 | 76 | 286 | T20 | 16,250.00 |
| 1994 | 71 | 69 | 72 | 72 | 284 | T15 | 22,500.00 |
| 1995 | 68 | 72 | 73 | 72 | 285 | T36 | 7,065.00 |
| 1996 | 71 | 70 | 71 | 73 | 285 | T23 | 13,507.50 |
| 1997 | 70 | 72 | 67 | 71 | 280 | 13 | 39,900.00 |
| 1998 | 68 | 68 | 72 | 73 | 281 | T8 | 63,800.00 |
| | | | | | | **Total** | $206,591.39 |

**Coceres, Jose (72.33)**

| Year | 1st | 2nd | 3rd | 4th | Total | Finish | Money |
|---|---|---|---|---|---|---|---|
| 2004 | 69 | 72 | 71 | 79 | 291 | 68 | $9,476.00 |
| 2005 | 70 | 73 | | | 143 | CUT | |
| | | | | | | **Total** | **$9,476.00** |

**Cochran, Bobby (75.00)**

| Year | 1st | 2nd | 3rd | 4th | Total | Finish | Money |
|---|---|---|---|---|---|---|---|
| 2000 | 73 | 77 | | | 150 | CUT | |
| | | | | | | **Total** | |

**Cochran, Russ (72.90)**

| Year | 1st | 2nd | 3rd | 4th | Total | Finish | Money |
|---|---|---|---|---|---|---|---|
| 1983 | 75 | 75 | | | 150 | CUT | |
| 1984 | 75 | 73 | 70 | 74 | 292 | T41 | $1,400.00 |
| 1985 | 73 | 74 | 75 | 74 | 296 | T37 | 1,760.00 |
| 1987 | 77 | 73 | | | 150 | CUT | |
| 1988 | 70 | 71 | 70 | 77 | 288 | T43 | 3,045.00 |
| 1989 | 76 | 71 | 72 | 73 | 292 | T42 | 3,217.50 |
| 1990 | 74 | 73 | 74 | 69 | 290 | T33 | 6,604.17 |
| 1992 | 70 | 70 | 69 | 74 | 283 | T20 | 13,035.71 |
| 1993 | 77 | 76 | | | 153 | CUT | |
| 1994 | 73 | 72 | 79 | 74 | 298 | 74 | 2,880.00 |
| 1996 | 74 | 78 | | | 152 | CUT | |
| 1997 | 72 | 66 | 69 | 77 | 284 | T29 | 11,566.25 |
| 1999 | 72 | 74 | | | 146 | CUT | |
| 2001 | 69 | 71 | 72 | 71 | 283 | T47 | 8,990.00 |
| 2002 | 69 | 71 | 74 | 73 | 287 | T44 | 12,160.00 |
| 2004 | 72 | 75 | | | 147 | CUT | |
| | | | | | | **Total** | **$64,658.63** |

**Coelho, Herman (75.33)**

| Year | 1st | 2nd | 3rd | 4th | Total | Finish | Money |
|---|---|---|---|---|---|---|---|
| 1952 | 72 | 77 | 77 | 76 | 302 | 35 | |
| 1958 | 74 | 76 | | | 150 | CUT | |
| | | | | | | **Total** | |

**Coetzee, George (68.00)**

| Year | 1st | 2nd | 3rd | 4th | Total | Finish | Money |
|---|---|---|---|---|---|---|---|
| 2015 | 65 | 69 | 69 | 69 | 272 | T38 | $23,220.00 |
| | | | | | | **Total** | **$23,220.00** |

**Coffey, Rut (73.50)**

| Year | 1st | 2nd | 3rd | 4th | Total | Finish | Money |
|---|---|---|---|---|---|---|---|
| 1940 | 152 | 70 | 72 | | 294 | T19 | $35.00 |
| | | | | | | **Total** | **$35.00** |

**Coghill, Gene (73.75)**

| Year | 1st | 2nd | 3rd | 4th | Total | Finish | Money |
|---|---|---|---|---|---|---|---|
| 1957 | 76 | 70 | 75 | 74 | 295 | T45 | |
| | | | | | | **Total** | |

**Colandro, Mike (77.00)**

| Year | 1st | 2nd | 3rd | 4th | Total | Finish | Money |
|---|---|---|---|---|---|---|---|
| 1980 | 76 | 78 | | | 154 | CUT | |
| | | | | | | **Total** | |

**Colbert, Jim (72.12)**

| Year | 1st | 2nd | 3rd | 4th | Total | Finish | Money |
|---|---|---|---|---|---|---|---|
| 1967 | 71 | 71 | 71 | 66 | 279 | T12 | $2,400.00 |
| 1968 | 77 | 70 | | | 147 | CUT | |
| 1969 | 73 | 73 | | | 146 | CUT | |
| 1970 | 76 | 70 | | | 146 | CUT | |
| 1971 | 74 | 69 | 72 | 73 | 288 | T61 | 271.43 |
| 1974 | 69 | 70 | 71 | 72 | 282 | T35 | 1,063.09 |
| 1976 | 71 | 72 | 72 | 72 | 287 | T67 | 289.80 |
| 1977 | 74 | 73 | 70 | 67 | 284 | T8 | 5,659.67 |
| 1978 | 74 | 72 | 72 | 71 | 289 | T31 | 1,455.00 |
| 1979 | 75 | 80 | | | 155 | CUT | |
| 1985 | 77 | | | | 77 | W/D | |
| | | | | | | **Total** | **$11,138.99** |

**Cole, Bobby (72.69)**

| Year | 1st | 2nd | 3rd | 4th | Total | Finish | Money |
|---|---|---|---|---|---|---|---|
| 1968 | 79 | 72 | | | 151 | CUT | |
| 1969 | 70 | 69 | 69 | 68 | 276 | T6 | $5,440.00 |
| 1970 | 71 | 72 | 81 | 70 | 294 | T72 | 300.00 |
| 1971 | 74 | 69 | 75 | 75 | 293 | T76 | 271.00 |
| 1973 | 69 | 73 | 69 | 70 | 281 | T50 | 498.67 |
| 1974 | 68 | 67 | 76 | 73 | 284 | T42 | 707.81 |
| 1975 | 69 | 74 | 76 | 73 | 292 | T40 | 945.00 |
| 1977 | 75 | 74 | | | 149 | CUT | |
| 1979 | 73 | 75 | 73 | 76 | 297 | T58 | 545.00 |
| 1980 | 74 | 72 | 75 | 73 | 294 | T60 | 542.50 |
| 1982 | 75 | 73 | | | 148 | CUT | |
| 1987 | 72 | 70 | 77 | 75 | 294 | T38 | 2,520.00 |
| | | | | | | **Total** | **$11,769.98** |

**Cole, Eric (67.50)**

| Year | 1st | 2nd | 3rd | 4th | Total | Finish | Money |
|---|---|---|---|---|---|---|---|
| 2023 | 69 | 65 | 66 | 70 | 270 | T14 | $123,500.00 |
| | | | | | | **Total** | **$123,500.00** |

**Coles, Gavin (71.07)**

| Year | 1st | 2nd | 3rd | 4th | Total | Finish | Money |
|---|---|---|---|---|---|---|---|
| 2003 | 70 | 73 | 72 | 73 | 288 | 76 | $8,460.00 |
| 2005 | 68 | 70 | 73 | 69 | 280 | T41 | 19,000.00 |
| 2007 | 73 | 70 | | | 143 | CUT | |
| 2008 | 71 | 73 | | | 144 | CUT | |
| 2012 | 67 | 73 | | | 140 | CUT | |
| | | | | | | **Total** | **$27,460.00** |

**Coles, Neil (71.25)**

| Year | 1st | 2nd | 3rd | 4th | Total | Finish | Money |
|---|---|---|---|---|---|---|---|
| 1966 | 72 | 69 | 74 | 70 | 285 | T28 | $700.00 |
| | | | | | | **Total** | **$700.00** |

**Collins, Bill (73.23)**

| Year | 1st | 2nd | 3rd | 4th | Total | Finish | Money |
|---|---|---|---|---|---|---|---|
| 1958 | 72 | 74 | 81 | 76 | 303 | T68 | |
| 1959 | 74 | 71 | | | 145 | W/D | |
| 1965 | 77 | 75 | | | 152 | CUT | |
| 1967 | 70 | 73 | 69 | 70 | 282 | T23 | $1,072.92 |
| 1968 | 70 | | | | 70 | W/D | |
| | | | | | | **Total** | **$1,072.92** |

**Collins, Chad (69.50)**

| Year | 1st | 2nd | 3rd | 4th | Total | Finish | Money |
|---|---|---|---|---|---|---|---|
| 2008 | 67 | 73 | | | 140 | CUT | |
| 2010 | 68 | 67 | 67 | 65 | 267 | T28 | $33,915.00 |
| 2014 | 72 | 68 | | | 140 | CUT | |
| 2015 | 75 | 68 | | | 143 | CUT | |
| 2016 | 70 | 69 | | | 139 | CUT | |
| 2017 | 72 | 70 | | | 142 | CUT | |
| 2019 | 67 | 74 | | | 141 | CUT | |
| | | | | | | **Total** | **$33,915.00** |

**Collins, Tim (77.00)**

| Year | 1st | 2nd | 3rd | 4th | Total | Finish | Money |
|---|---|---|---|---|---|---|---|
| 1973 | 73 | 74 | | | 147 | CUT | |
| 1977 | 77 | 75 | | | 152 | CUT | |
| 1978 | 74 | 76 | | | 150 | CUT | |
| 1982 | 73 | 77 | | | 150 | CUT | |
| 1983 | 78 | 82 | | | 160 | CUT | |
| 1984 | 81 | 84 | | | 165 | CUT | |
| | | | | | | **Total** | |

**Collins, Wil (72.00)**

| Year | 1st | 2nd | 3rd | 4th | Total | Finish | Money |
|---|---|---|---|---|---|---|---|
| 2009 | 73 | 71 | | | 144 | CUT | |
| | | | | | | **Total** | |

**Collins, Will (70.00)**

| Year | 1st | 2nd | 3rd | 4th | Total | Finish | Money |
|---|---|---|---|---|---|---|---|
| 2014 | 72 | 68 | | | 140 | CUT | |
| | | | | | | **Total** | |

**Colsaerts, Nicolas (66.75)**

| Year | 1st | 2nd | 3rd | 4th | Total | Finish | Money |
|---|---|---|---|---|---|---|---|
| 2012 | 67 | 65 | 69 | 66 | 267 | T7 | $162,066.67 |
| | | | | | | **Total** | **$162,066.67** |

**Commans, Ron (77.75)**

| Year | 1st | 2nd | 3rd | 4th | Total | Finish | Money |
|---|---|---|---|---|---|---|---|
| 1982 | 79 | 75 | | | 154 | CUT | |
| 1985 | 75 | 82 | | | 157 | CUT | |
| | | | | | | **Total** | |

**Compton, Erik (70.13)**

| Year | 1st | 2nd | 3rd | 4th | Total | Finish | Money |
|---|---|---|---|---|---|---|---|
| 2012 | 71 | 73 | | | 144 | CUT | |
| 2013 | 69 | 71 | | | 140 | CUT | |
| 2015 | 62 | 74 | | | 136 | W/D | |
| 2016 | 72 | 69 | | | 141 | CUT | |
| | | | | | | **Total** | |

**Comstock, Byron (75.00)**

| Year | 1st | 2nd | 3rd | 4th | Total | Finish | Money |
|---|---|---|---|---|---|---|---|
| 1973 | 76 | 74 | | | 150 | CUT | |
| | | | | | | **Total** | |

**Cone, Trevor (69.72)**

| Year | 1st | 2nd | 3rd | 4th | Total | Finish | Money |
|---|---|---|---|---|---|---|---|
| 2023 | 75 | 71 | | | 146 | CUT | |
| | | | | | | **Total** | |

**Conley, Tim (74.00)**

| Year | 1st | 2nd | 3rd | 4th | Total | Finish | Money |
|---|---|---|---|---|---|---|---|
| 1998 | 72 | 76 | | | 148 | CUT | |
| | | | | | | **Total** | |

**Connelly, John (77.50)**

| Year | 1st | 2nd | 3rd | 4th | Total | Finish | Money |
|---|---|---|---|---|---|---|---|
| 1996 | 78 | 77 | | | 155 | CUT | |
| | | | | | | **Total** | |

**Connell, Michael (70.25)**

| Year | 1st | 2nd | 3rd | 4th | Total | Finish | Money |
|---|---|---|---|---|---|---|---|
| 2006 | 73 | 74 | | | 147 | CUT | |
| 2010 | 66 | 69 | 68 | 72 | 275 | 74 | $9,792.00 |
| 2011 | 72 | 68 | | | 140 | CUT | |
| | | | | | | **Total** | **$9,792.00** |

**Conners, Corey (67.79)**

| Year | 1st | 2nd | 3rd | 4th | Total | Finish | Money |
|---|---|---|---|---|---|---|---|
| 2018 | 65 | 69 | 70 | 68 | 272 | T45 | $16,515.00 |
| 2019 | 69 | 66 | 65 | 67 | 267 | T22 | 53,044.44 |
| 2020 | 69 | 70 | | | 139 | CUT | |
| 2022 | 70 | 69 | 66 | 66 | 271 | T21 | 73,608.34 |
| | | | | | | **Total** | **$143,167.78** |

**Conner, Frank (75.21)**

| Year | 1st | 2nd | 3rd | 4th | Total | Finish | Money |
|---|---|---|---|---|---|---|---|
| 1978 | 80 | 82 | | | 162 | CUT | |
| 1979 | 71 | 79 | | | 150 | CUT | |
| 1981 | 73 | 73 | 71 | 79 | 296 | T55 | $681.00 |
| 1983 | 80 | | | | 80 | W/D | |
| 1984 | 73 | 78 | | | 151 | CUT | |
| 1986 | 73 | 71 | 77 | 74 | 295 | 70 | 1,000.00 |
| 1992 | 73 | 71 | 76 | 75 | 295 | T72 | 2,437.50 |
| | | | | | | **Total** | **$4,118.50** |

**Constable, Donald (72.00)**

| Year | 1st | 2nd | 3rd | 4th | Total | Finish | Money |
|---|---|---|---|---|---|---|---|
| 2013 | 72 | 72 | | | 144 | CUT | |
| | | | | | | **Total** | |

**Coody, Charles (71.83)**

| Year | 1st | 2nd | 3rd | 4th | Total | Finish | Money |
|---|---|---|---|---|---|---|---|
| 1966 | 74 | 72 | 75 | 68 | 289 | T46 | $235.00 |
| 1967 | 74 | 68 | 73 | 75 | 290 | T61 | |
| 1968 | 73 | 75 | | | 148 | CUT | |
| 1969 | 69 | 70 | 73 | 76 | 288 | T65 | 266.67 |
| 1970 | 71 | | | | 71 | W/D | |
| 1973 | 69 | 69 | 68 | 70 | 276 | T18 | 2,092.36 |
| 1983 | 74 | 70 | 72 | 74 | 290 | T28 | 2,602.85 |
| | | | | | | **Total** | $5,196.88 |

**Cook, Austin (69.72)**

| Year | 1st | 2nd | 3rd | 4th | Total | Finish | Money |
|---|---|---|---|---|---|---|---|
| 2015 | 70 | 67 | 69 | 67 | 273 | T43 | $18,360.00 |
| 2019 | 66 | 68 | 66 | 75 | 275 | T72 | 12,028.00 |
| 2020 | 69 | 67 | 69 | 76 | 281 | T74 | 12,480.00 |
| 2021 | 70 | 74 | | | 144 | CUT | |
| 2022 | 69 | 73 | | | 142 | CUT | |
| 2023 | 67 | 73 | | | 140 | CUT | |
| | | | | | | **Total** | **$42,868.00** |

**Cook, Jeff (74.00)**

| Year | 1st | 2nd | 3rd | 4th | Total | Finish | Money |
|---|---|---|---|---|---|---|---|
| 1993 | 72 | 76 | | | 148 | CUT | |
| | | | | | | **Total** | |

**Cook, John (72.12)**

| Year | 1st | 2nd | 3rd | 4th | Total | Finish | Money |
|---|---|---|---|---|---|---|---|
| 1980 | 78 | 74 | | | 152 | CUT | |
| 1983 | 73 | 71 | 72 | 74 | 290 | T28 | $2,602.86 |
| 1985 | 73 | 71 | 71 | 76 | 291 | T17 | 6,000.00 |
| 1986 | 72 | 72 | 74 | 68 | 286 | T24 | 4,262.50 |
| 1987 | 72 | 73 | 72 | 69 | 286 | 6 | 21,600.00 |
| 1990 | 74 | 71 | 75 | 68 | 288 | T19 | 12,409.10 |
| 1992 | 73 | 71 | 66 | 68 | 278 | 2 | 135,000.00 |
| 1993 | 71 | 73 | 70 | 72 | 286 | T20 | 16,250.00 |
| 1994 | 72 | 72 | 71 | 70 | 285 | T22 | 13,521.43 |
| 1995 | 77 | 72 | | | 149 | CUT | |
| 1996 | 71 | 75 | 78 | 70 | 294 | T74 | 3,438.00 |
| 1997 | 71 | 73 | | | 144 | CUT | |
| | | | | | | **Total** | **$215,083.89** |

**Cook, John (75.25)**

| Year | 1st | 2nd | 3rd | 4th | Total | Finish | Money |
|---|---|---|---|---|---|---|---|
| 1965 | 70 | 77 | 80 | 74 | 301 | 71 | |
| | | | | | | **Total** | |

**Cook, Lawrence (76.63)**

| Year | 1st | 2nd | 3rd | 4th | Total | Finish | Money |
|---|---|---|---|---|---|---|---|
| 1958 | 81 | 76 | | | 157 | CUT | |
| 1961 | 74 | 74 | 78 | 75 | 301 | T43 | |
| 1962 | 77 | 78 | | | 155 | CUT | |
| | | | | | | **Total** | |

**Coon, Ross (75.75)**

| Year | 1st | 2nd | 3rd | 4th | Total | Finish | Money |
|---|---|---|---|---|---|---|---|
| 1960 | 76 | 77 | | | 153 | CUT | |
| 1965 | 76 | 74 | | | 150 | CUT | |
| | | | | | | **Total** | |

**Cooper, Carl (73.88)**

| Year | 1st | 2nd | 3rd | 4th | Total | Finish | Money |
|---|---|---|---|---|---|---|---|
| 1990 | 74 | 77 | | | 151 | CUT | |
| 1991 | 72 | 72 | 75 | 75 | 294 | 71 | $2,475.00 |
| 1992 | 70 | 76 | | | 146 | CUT | |
| | | | | | | **Total** | **$2,475.00** |

**Cooper, Harry (72.38)**

| Year | 1st | 2nd | 3rd | 4th | Total | Finish | Money |
|---|---|---|---|---|---|---|---|
| 1938 | 143 | 67 | 74 | | 284 | 6 | $300.00 |
| 1939 | 140 | 74 | 75 | | 289 | 9 | 190.00 |
| 1940 | 152 | 69 | 67 | | 288 | T15 | 40.00 |
| 1955 | 73 | 75 | 73 | 76 | 297 | T50 | |
| | | | | | | **Total** | **$530.00** |

**Cooper, Ned (74.13)**

| Year | 1st | 2nd | 3rd | 4th | Total | Finish | Money |
|---|---|---|---|---|---|---|---|
| 1949 | 70 | 73 | 78 | 73 | 294 | T36 | |
| 1950 | 71 | 77 | 75 | 76 | 299 | T49 | |
| | | | | | | **Total** | |

**Cooper, Pete (72.81)**

| Year | 1st | 2nd | 3rd | 4th | Total | Finish | Money |
|---|---|---|---|---|---|---|---|
| 1946 | | | | | 291 | T28 | |
| 1948 | 71 | 76 | 69 | 75 | 291 | T21 | |
| 1949 | 73 | 71 | 73 | 74 | 291 | T27 | |
| 1950 | 73 | 74 | 75 | 70 | 292 | T28 | |
| | | | | | | **Total** | |

**Corcoran, George (78.92)**

| Year | 1st | 2nd | 3rd | 4th | Total | Finish | Money |
|---|---|---|---|---|---|---|---|
| 1952 | 74 | 80 | 80 | 81 | 315 | T56 | |
| 1956 | 80 | 80 | 77 | 79 | 316 | 70 | |
| 1958 | 77 | 82 | | | 159 | CUT | |
| 1959 | 80 | 77 | | | 157 | CUT | |
| | | | | | | **Total** | |

**Correll, Joe (76.00)**

| Year | 1st | 2nd | 3rd | 4th | Total | Finish | Money |
|---|---|---|---|---|---|---|---|
| 1956 | 78 | 74 | 77 | 75 | 304 | T53 | |
| | | | | | | **Total** | |

**Cosentino, Lewis (81.50)**

| Year | 1st | 2nd | 3rd | 4th | Total | Finish | Money |
|---|---|---|---|---|---|---|---|
| 1958 | 82 | 81 | | | 163 | CUT | |
| | | | | | | **Total** | |

**Coston, Jeff (77.00)**

| Year | 1st | 2nd | 3rd | 4th | Total | Finish | Money |
|---|---|---|---|---|---|---|---|
| 1985 | 77 | 78 | | | 155 | CUT | |
| 1988 | 76 | 77 | | | 153 | CUT | |
| | | | | | | **Total** | |

**Cotton, Henry (74.00)**

| Year | 1st | 2nd | 3rd | 4th | Total | Finish | Money |
|---|---|---|---|---|---|---|---|
| 1956 | 77 | 72 | 74 | 73 | 296 | T31 | |
| | | | | | | **Total** | |

**Couch, Chris (70.47)**

| Year | 1st | 2nd | 3rd | 4th | Total | Finish | Money |
|---|---|---|---|---|---|---|---|
| 1999 | 76 | 70 | | | 146 | CUT | |
| 2004 | 74 | 69 | | | 143 | CUT | |
| 2006 | 69 | 68 | 69 | 72 | 278 | T12 | $92,142.85 |
| 2007 | 70 | 72 | | | 142 | CUT | |
| 2010 | 66 | 74 | | | 140 | CUT | |
| 2011 | 69 | 69 | | | 138 | CUT | |
| 2012 | 70 | | | | 70 | W/D | |
| | | | | | | **Total** | **$92,142.85** |

**Coughlan, Richie (73.00)**

| Year | 1st | 2nd | 3rd | 4th | Total | Finish | Money |
|---|---|---|---|---|---|---|---|
| 1998 | 74 | 68 | 73 | 74 | 289 | T55 | $4,928.00 |
| 2001 | 74 | | | | 74 | W/D | |
| 2002 | 75 | 73 | | | 148 | CUT | |
| | | | | | | **Total** | **$4,928.00** |

**Couples, Fred (72.13)**

| Year | 1st | 2nd | 3rd | 4th | Total | Finish | Money |
|---|---|---|---|---|---|---|---|
| 1981 | 72 | 75 | 78 | 73 | 298 | T64 | $630.00 |
| 1983 | 76 | 71 | 69 | 76 | 292 | T38 | 1,680.00 |
| 1984 | 72 | 71 | 71 | 71 | 285 | T3 | 18,040.00 |
| 1985 | 72 | 72 | 73 | 83 | 300 | T60 | 848.00 |
| 1986 | 73 | 71 | 67 | 78 | 289 | T43 | 1,461.00 |
| 1988 | 70 | 71 | 72 | 73 | 286 | T30 | 6,075.33 |
| 1989 | 75 | 71 | 68 | 74 | 288 | T15 | 14,066.66 |
| 1990 | 71 | 70 | 71 | 73 | 285 | T4 | 51,666.66 |
| 1992 | 70 | 72 | 73 | 75 | 290 | T59 | 2,712.50 |
| 1993 | 78 | 76 | | | 154 | CUT | |
| 2009 | 66 | 66 | 67 | 67 | 266 | T5 | 172,890.00 |
| 2010 | 72 | 70 | | | 142 | CUT | |
| 2014 | 74 | 69 | | | 143 | CUT | |
| | | | | | | **Total** | **$270,070.15** |

**Courtney, Charles (71.75)**

| Year | 1st | 2nd | 3rd | 4th | Total | Finish | Money |
|---|---|---|---|---|---|---|---|
| 1967 | 72 | 73 | 72 | 74 | 291 | T63 | |
| 1968 | 69 | 69 | 70 | 70 | 278 | T16 | $1,993.75 |
| 1969 | 70 | 76 | | | 146 | CUT | |
| 1970 | 79 | | | | 79 | W/D | |
| 1973 | 69 | 72 | 68 | 70 | 279 | T37 | 903.00 |
| 1975 | 75 | | | | 75 | W/D | |
| | | | | | | **Total** | **$2,896.75** |

**Corello, Vince (74.00)**

| Year | 1st | 2nd | 3rd | 4th | Total | Finish | Money |
|---|---|---|---|---|---|---|---|
| 2020 | 74 | WD | | | | | |
| | | | | | | **Total** | |

**Cox, Kris (71.33)**

| Year | 1st | 2nd | 3rd | 4th | Total | Finish | Money |
|---|---|---|---|---|---|---|---|
| 2004 | 69 | 74 | | | 143 | CUT | |
| 2006 | 67 | 71 | 76 | 71 | 285 | T52 | $11,542.86 |
| | | | | | | **Total** | **$11,542.86** |

**Crain, Andy (74.00)**

| Year | 1st | 2nd | 3rd | 4th | Total | Finish | Money |
|---|---|---|---|---|---|---|---|
| 2002 | 73 | 75 | | | 148 | CUT | |
| | | | | | | **Total** | |

**Cramer, Rick (76.00)**

| Year | 1st | 2nd | 3rd | 4th | Total | Finish | Money |
|---|---|---|---|---|---|---|---|
| 1986 | 73 | 79 | | | 152 | CUT | |
| | | | | | | **Total** | |

**Crampton, Bruce (71.21)**

| Year | 1st | 2nd | 3rd | 4th | Total | Finish | Money |
|---|---|---|---|---|---|---|---|
| 1958 | 69 | 74 | 74 | 76 | 293 | T46 | |
| 1959 | 75 | 69 | 73 | 77 | 294 | T34 | |
| 1960 | 74 | 68 | 73 | 67 | 282 | T9 | $775.00 |
| 1961 | 75 | 75 | 77 | 78 | 305 | T53 | |
| 1962 | 72 | 68 | 72 | 76 | 288 | T13 | 806.00 |
| 1963 | 73 | 72 | 71 | 69 | 285 | T24 | 455.00 |
| 1964 | 73 | 70 | 71 | 72 | 286 | T13 | 845.00 |
| 1965 | 74 | 73 | 71 | 73 | 291 | T48 | 126.00 |
| 1966 | 72 | 68 | 76 | | 216 | W/D | |
| 1967 | 71 | 68 | 72 | 71 | 282 | T23 | 1,072.91 |
| 1968 | 72 | 69 | 69 | 68 | 278 | T16 | 1,993.75 |
| 1969 | 68 | 69 | 70 | 71 | 278 | 10 | 4,000.00 |
| 1970 | 72 | 69 | 71 | 68 | 280 | T16 | 2,184.00 |
| 1971 | 68 | 71 | 70 | 72 | 281 | T18 | 1,941.80 |
| 1972 | 67 | 65 | 70 | 73 | 275 | T7 | 5,900.00 |
| 1974 | 69 | 70 | 73 | 67 | 279 | T22 | 1,916.89 |
| 1976 | 70 | 68 | 69 | 71 | 278 | T21 | 2,185.00 |
| | | | | | | **Total** | **$24,201.35** |

**Crane, Ben (70.11)**

| Year | 1st | 2nd | 3rd | 4th | Total | Finish | Money |
|---|---|---|---|---|---|---|---|
| 2002 | 77 | 73 | | | 150 | CUT | |
| 2003 | 70 | 72 | 73 | 69 | 284 | T57 | $10,035.00 |
| 2004 | 68 | 69 | 70 | 70 | 277 | T8 | 110,975.00 |
| 2008 | 68 | 66 | 70 | 68 | 272 | T41 | 18,870.00 |
| 2011 | 69 | 69 | | | 138 | CUT | |
| 2013 | 72 | 76 | | | 148 | CUT | |
| 2015 | 70 | 70 | | | 140 | CUT | |
| 2016 | 70 | 73 | | | 143 | CUT | |
| 2017 | 69 | 64 | 72 | 67 | 272 | T37 | 26,100.00 |
| 2018 | 70 | 69 | | | 139 | CUT | |
| | | | | | | **Total** | **$165,980.00** |

**Cranford, Paul (83.33)**

| Year | 1st | 2nd | 3rd | 4th | Total | Finish | Money |
|---|---|---|---|---|---|---|---|
| 1957 | 89 | | | | 89 | W/D | |
| 1958 | 81 | 80 | | | 161 | CUT | |
| | | | | | | **Total** | |

**Creel, Joshua (70.00)**

| Year | 1st | 2nd | 3rd | 4th | Total | Finish | Money |
|---|---|---|---|---|---|---|---|
| 2022 | 70 | 70 | | | 140 | CUT | |
| | | | | | | **Total** | |

**Crenshaw, Ben (72.56)**

| Year | 1st | 2nd | 3rd | 4th | Total | Finish | Money |
|---|---|---|---|---|---|---|---|
| 1981 | 73 | 72 | 70 | 71 | 286 | T5 | $11,400.00 |
| 1982 | 69 | 73 | 78 | 69 | 289 | T5 | 11,400.00 |
| 1983 | 78 | 70 | 71 | 74 | 293 | T44 | 1,209.33 |
| 1984 | 73 | 72 | 73 | 67 | 285 | T3 | 18,040.00 |
| 1985 | 75 | 78 | | | 153 | CUT | |
| | | | | | | **Total** | **$42,049.33** |

**Crews, Jr., George (80.25)**

| Year | 1st | 2nd | 3rd | 4th | Total | Finish | Money |
|---|---|---|---|---|---|---|---|
| 1964 | 81 | 75 | 83 | 82 | 321 | 70 | |
| | | | | | | **Total** | |

**Crichton, James (77.50)**

| Year | 1st | 2nd | 3rd | 4th | Total | Finish | Money |
|---|---|---|---|---|---|---|---|
| 1953 | 81 | 74 | | | 155 | CUT | |
| | | | | | | **Total** | |

**Crichton, Marshall (72.00)**

| Year | 1st | 2nd | 3rd | 4th | Total | Finish | Money |
|---|---|---|---|---|---|---|---|
| 1938 | 145 | 70 | 73 | | 288 | T13 | $100.00 |
| | | | | | | **Total** | **$100.00** |

**Crocker, R. (78.67)**

| Year | 1st | 2nd | 3rd | 4th | Total | Finish | Money |
|---|---|---|---|---|---|---|---|
| 1954 | 75 | 80 | 86 | 79 | 320 | 68 | |
| 1959 | 76 | 76 | | | 152 | CUT | |
| | | | | | | **Total** | |

**Cromer, Burke (79.00)**

| Year | 1st | 2nd | 3rd | 4th | Total | Finish | Money |
|---|---|---|---|---|---|---|---|
| 2002 | 74 | 84 | | | 158 | CUT | |
| | | | | | | **Total** | |

**Crownover, Paul (78.00)**

| Year | 1st | 2nd | 3rd | 4th | Total | Finish | Money |
|---|---|---|---|---|---|---|---|
| 1960 | 80 | 76 | | | 156 | CUT | |
| | | | | | | **Total** | |

**Cruickshank, Bobby (71.25)**

| Year | 1st | 2nd | 3rd | 4th | Total | Finish | Money |
|---|---|---|---|---|---|---|---|
| 1938 | 143 | 70 | 72 | | 285 | T7 | $215.00 |
| | | | | | | **Total** | **$215.00** |

**Cudd, Jay (75.83)**

| Year | 1st | 2nd | 3rd | 4th | Total | Finish | Money |
|---|---|---|---|---|---|---|---|
| 1982 | 69 | 75 | 79 | 76 | 299 | T48 | $754.00 |
| 1984 | 78 | 78 | | | 156 | CUT | |
| | | | | | | **Total** | **$754.00** |

**Culp, Trailey (86.00)**

| Year | 1st | 2nd | 3rd | 4th | Total | Finish | Money |
|---|---|---|---|---|---|---|---|
| 1957 | 90 | 82 | | | 172 | CUT | |
| | | | | | | **Total** | |

**Cummings, Rusty (77.00)**

| Year | 1st | 2nd | 3rd | 4th | Total | Finish | Money |
|---|---|---|---|---|---|---|---|
| 1995 | 82 | 72 | | | 154 | CUT | |
| | | | | | | **Total** | |

**Cunning, Michael (76.50)**

| Year | 1st | 2nd | 3rd | 4th | Total | Finish | Money |
|---|---|---|---|---|---|---|---|
| 1992 | 71 | 82 | | | 153 | CUT | |
| | | | | | | **Total** | |

**Cupit, Bobby (78.50)**

| Year | 1st | 2nd | 3rd | 4th | Total | Finish | Money |
|---|---|---|---|---|---|---|---|
| 1962 | 76 | 81 | | | 157 | CUT | |
| | | | | | | **Total** | |

**Cupit, Jacky (71.60)**

| Year | 1st | 2nd | 3rd | 4th | Total | Finish | Money |
|---|---|---|---|---|---|---|---|
| 1965 | 72 | 77 | | | 149 | CUT | |
| 1968 | 71 | 69 | 71 | 74 | 285 | T52 | |
| 1972 | 70 | 68 | 71 | 73 | 282 | T43 | $660.00 |
| | | | | | | **Total** | **$660.00** |

**Curl, Rod (71.87)**

| Year | 1st | 2nd | 3rd | 4th | Total | Finish | Money |
|---|---|---|---|---|---|---|---|
| 1970 | 68 | 78 | | | 146 | CUT | |
| 1972 | 67 | 70 | 72 | 69 | 278 | T18 | $2,044.00 |
| 1973 | 72 | 68 | 69 | 71 | 280 | T44 | 633.50 |
| 1974 | 69 | 72 | 71 | 70 | 282 | T35 | 1,063.09 |
| 1977 | 74 | 71 | 68 | 75 | 288 | T31 | 1,276.88 |
| 1978 | 71 | 71 | 76 | 71 | 289 | T31 | 1,455.00 |
| 1979 | 71 | 77 | 73 | 76 | 297 | T58 | 545.00 |
| 1980 | 72 | 75 | 70 | 71 | 288 | T26 | 1,631.82 |
| 1981 | 73 | 72 | 73 | 71 | 289 | T16 | 4,800.00 |
| 1982 | 73 | 74 | | | 147 | CUT | |
| 1986 | 70 | 77 | | | 147 | CUT | |
| | | | | | | **Total** | **$13,449.29** |

**Curran, Jon (69.00)**

| Year | 1st | 2nd | 3rd | 4th | Total | Finish | Money |
|---|---|---|---|---|---|---|---|
| 2015 | 66 | 72 | | | 138 | CUT | |
| | | | | | | **Total** | |

**Curry, Paul (75.00)**

| Year | 1st | 2nd | 3rd | 4th | Total | Finish | Money |
|---|---|---|---|---|---|---|---|
| 2000 | 73 | 77 | | | 150 | CUT | |
| | | | | | | **Total** | |

**Curtis, Ben (70.88)**

| Year | 1st | 2nd | 3rd | 4th | Total | Finish | Money |
|---|---|---|---|---|---|---|---|
| 2004 | 72 | 73 | | | 145 | CUT | |
| 2005 | 69 | 69 | 79 | 73 | 290 | T76 | $9,350.00 |
| 2011 | 70 | 69 | | | 139 | CUT | |
| 2013 | 71 | 69 | | | 140 | CUT | |
| 2014 | 68 | 67 | 73 | 67 | 275 | T47 | 14,257.00 |
| 2015 | 79 | 66 | | | 145 | CUT | |
| | | | | | | **Total** | **$23,607.00** |

**Daber, Thad (77.25)**

| Year | 1st | 2nd | 3rd | 4th | Total | Finish | Money |
|---|---|---|---|---|---|---|---|
| 1983 | 76 | 80 | | | 156 | CUT | |
| 1984 | 73 | 80 | | | 153 | CUT | |
| | | | | | | **Total** | |

**Daffue, MJ (70.00)**

| Year | 1st | 2nd | 3rd | 4th | Total | Finish | Money |
|---|---|---|---|---|---|---|---|
| 2023 | 71 | 69 | | | 140 | CUT | |
| | | | | | | **Total** | |

**Dahmen, Joel (69.28)**

| Year | 1st | 2nd | 3rd | 4th | Total | Finish | Money |
|---|---|---|---|---|---|---|---|
| 2017 | 67 | 68 | 72 | 66 | 273 | T42 | $18,661.50 |
| 2019 | 65 | 68 | 72 | 67 | 272 | T53 | 14,153.72 |
| 2021 | 68 | 71 | | | 139 | CUT | |
| 2022 | 69 | 68 | 76 | 70 | 283 | T81 | 13,286.00 |
| 2023 | 70 | 67 | 72 | 71 | 280 | 64 | 16,340.00 |
| | | | | | | **Total** | **$62,441.22** |

**Daley, Jess (74.50)**

| Year | 1st | 2nd | 3rd | 4th | Total | Finish | Money |
|---|---|---|---|---|---|---|---|
| 2002 | 74 | 75 | | | 149 | CUT | |
| | | | | | | **Total** | |

**Daley, Joe (72.50)**

| Year | 1st | 2nd | 3rd | 4th | Total | Finish | Money |
|---|---|---|---|---|---|---|---|
| 1995 | 72 | 75 | | | 147 | CUT | |
| 1996 | 70 | 71 | 76 | 69 | 286 | T35 | $8,130.00 |
| 1998 | 73 | 69 | 75 | 75 | 292 | T72 | 4,290.00 |
| | | | | | | **Total** | **$12,420.00** |

**Dalpos, Rick (75.25)**

| Year | 1st | 2nd | 3rd | 4th | Total | Finish | Money |
|---|---|---|---|---|---|---|---|
| 1986 | 75 | 76 | | | 151 | CUT | |
| 1987 | 80 | 77 | | | 157 | CUT | |
| 1993 | 70 | 75 | 71 | 78 | 294 | T67 | $3,045.00 |
| | | | | | | **Total** | **$3,045.00** |

**Dalrymple, John (78.50)**

| Year | 1st | 2nd | 3rd | 4th | Total | Finish | Money |
|---|---|---|---|---|---|---|---|
| 1954 | 76 | 81 | | | 157 | CUT | |
| | | | | | | **Total** | |

**Daly, John (71.63)**

| Year | 1st | 2nd | 3rd | 4th | Total | Finish | Money |
|---|---|---|---|---|---|---|---|
| 1991 | 73 | 73 | | | 146 | CUT | |
| 1993 | 75 | 72 | 74 | 75 | 296 | T74 | $2,835.00 |
| 1994 | 78 | 84 | | | 162 | CUT | |
| 1998 | 72 | 70 | 76 | 79 | 297 | 76 | 4,136.00 |
| 2000 | 70 | 73 | 73 | 78 | 294 | T66 | 6,120.00 |
| 2004 | 70 | 72 | | | 142 | CUT | |
| 2005 | 75 | 72 | | | 147 | CUT | |
| 2006 | 72 | 71 | | | 143 | CUT | |
| 2008 | 70 | 67 | 66 | 71 | 274 | T50 | 12,886.00 |
| 2009 | 66 | 70 | 73 | | 209 | T82 | 8,925.00 |
| 2010 | 68 | 68 | 69 | 64 | 269 | T41 | 17,365.50 |
| 2011 | 69 | 68 | 70 | 71 | 278 | T66 | 10,608.00 |
| 2012 | 72 | 68 | | | 140 | CUT | |
| 2014 | 69 | 71 | | | 140 | CUT | |
| | | | | | | **Total** | **$62,875.50** |

**Dalziel, Doug (80.00)**

| Year | 1st | 2nd | 3rd | 4th | Total | Finish | Money |
|---|---|---|---|---|---|---|---|
| 1978 | 81 | 79 | | | 160 | CUT | |
| | | | | | | **Total** | |

**Damron, Robert (71.68)**

| Year | 1st | 2nd | 3rd | 4th | Total | Finish | Money |
|---|---|---|---|---|---|---|---|
| 1997 | 66 | 72 | 67 | 71 | 276 | T4 | $83,600.00 |
| 1998 | 70 | 73 | 75 | 74 | 292 | T72 | 4,290.00 |
| 1999 | 71 | 71 | 69 | 77 | 288 | T48 | 6,534.66 |
| 2000 | 72 | 73 | | | 145 | CUT | |
| 2001 | 67 | 71 | 70 | 75 | 283 | T47 | 8,990.00 |
| 2002 | 74 | 78 | | | 152 | CUT | |
| 2003 | 71 | 72 | 70 | 72 | 285 | T61 | 9,495.00 |
| 2004 | 71 | 70 | 79 | 73 | 293 | 69 | 9,384.00 |
| 2005 | 74 | 67 | 74 | 67 | 282 | T51 | 11,840.00 |
| 2006 | 67 | 73 | 70 | 76 | 286 | T59 | 10,900.00 |
| 2007 | 72 | 70 | | | 142 | CUT | |
| | | | | | | **Total** | **$145,033.66** |

**Danielson, Charlie (69.00)**

| Year | 1st | 2nd | 3rd | 4th | Total | Finish | Money |
|---|---|---|---|---|---|---|---|
| 2019 | 71 | 67 | | | 138 | CUT | |

**Davis, Bill (75.75)**

| Year | 1st | 2nd | 3rd | 4th | Total | Finish | Money |
|---|---|---|---|---|---|---|---|
| 1950 | 77 | 72 | 76 | 78 | 303 | T54 | |
| | | | | | | **Total** | |

**Davis, Brian (69.85)**

| Year | 1st | 2nd | 3rd | 4th | Total | Finish | Money |
|---|---|---|---|---|---|---|---|
| 2006 | 69 | 71 | 74 | 67 | 281 | T28 | $35,500.00 |
| 2007 | 65 | 73 | 68 | 71 | 277 | T37 | 19,016.67 |
| 2008 | 69 | | | | 69 | W/D | |
| 2009 | 70 | 65 | 68 | 69 | 272 | T32 | 24,820.00 |
| 2012 | 71 | 73 | | | 144 | CUT | |
| 2013 | 70 | 71 | | | 141 | CUT | |
| 2014 | 69 | 65 | 70 | 69 | 273 | T38 | 21,730.00 |
| 2015 | 73 | 69 | | | 142 | CUT | |
| 2017 | 72 | 73 | | | 145 | CUT | |
| 2018 | 67 | 75 | | | 142 | CUT | |
| | | | | | | **Total** | **$101,066.67** |

**Davis, Cam (66.75)**

| Year | 1st | 2nd | 3rd | 4th | Total | Finish | Money |
|---|---|---|---|---|---|---|---|
| 2019 | 66 | 67 | 69 | 65 | 267 | T22 | $53,044.45 |
| 2020 | 71 | 65 | 65 | 65 | 265 | T13 | 104,000.00 |
| 2023 | 68 | 67 | 67 | 66 | 268 | T7 | 223,060.00 |
| | | | | | | **Total** | **$380,104.45** |

**Davis, Mike (76.00)**

| Year | 1st | 2nd | 3rd | 4th | Total | Finish | Money |
|---|---|---|---|---|---|---|---|
| 1976 | 75 | 77 | | | 152 | CUT | |
| | | | | | | **Total** | |

**Dawson, Marco (71.25)**

| Year | 1st | 2nd | 3rd | 4th | Total | Finish | Money |
|---|---|---|---|---|---|---|---|
| 1991 | 71 | 71 | 69 | 67 | 278 | T9 | $33,750.00 |
| 1992 | 70 | 71 | 73 | 72 | 286 | T36 | 5,887.00 |
| 1993 | 76 | 78 | | | 154 | CUT | |
| 1994 | 70 | 74 | 72 | 68 | 284 | T15 | 22,500.00 |
| 1995 | 73 | 74 | | | 147 | CUT | |
| 1996 | 70 | 73 | 70 | 71 | 284 | T16 | 25,251.43 |
| 1997 | 72 | 72 | | | 144 | CUT | |
| 2000 | 71 | 74 | | | 145 | CUT | |
| 2001 | 71 | 70 | 72 | 68 | 281 | T29 | 21,775.00 |
| 2003 | 72 | 74 | | | 146 | CUT | |
| 2005 | 72 | 68 | 68 | 71 | 279 | T34 | 24,714.29 |
| 2006 | 73 | 69 | 71 | 72 | 285 | T52 | 11,542.86 |
| 2007 | 69 | 72 | | | 141 | CUT | |
| 2008 | 67 | | | | 67 | W/D | |
| 2010 | 68 | 71 | | | 139 | CUT | |
| 2012 | 75 | | | | 75 | DQ | |
| | | | | | | **Total** | **$145,420.58** |

**Day, Glen (70.31)**

| Year | 1st | 2nd | 3rd | 4th | Total | Finish | Money |
|---|---|---|---|---|---|---|---|
| 1994 | 69 | 73 | 73 | 74 | 289 | T44 | $4,062.50 |
| 1995 | 72 | 70 | 74 | 70 | 286 | T41 | 5,400.00 |
| 1996 | 77 | 71 | | | 148 | CUT | |
| 1997 | 72 | 66 | 69 | 75 | 282 | T19 | 22,230.00 |
| 2001 | 70 | 71 | 68 | 74 | 283 | T47 | 8,990.00 |
| 2004 | 76 | 71 | | | 147 | CUT | |
| 2007 | 72 | 71 | | | 143 | CUT | |
| 2008 | 66 | 69 | 69 | 68 | 272 | T41 | 18,870.00 |
| 2009 | 69 | 64 | 66 | 70 | 269 | T13 | 95,625.00 |
| 2010 | 67 | 67 | 65 | 71 | 270 | T49 | 12,724.50 |
| 2014 | 73 | 69 | | | 142 | CUT | |
| | | | | | | **Total** | **$167,902.00** |

**Day, Jason (69.33)**

| Year | 1st | 2nd | 3rd | 4th | Total | Finish | Money |
|---|---|---|---|---|---|---|---|
| 2008 | 71 | 70 | | | 141 | CUT | |
| 2022 | 67 | | | | 67 | WD | |
| | | | | | | **Total** | |

**de Jonge, Brendon (69.62)**

| Year | 1st | 2nd | 3rd | 4th | Total | Finish | Money |
|---|---|---|---|---|---|---|---|
| 2007 | 69 | 71 | | | 140 | CUT | |
| 2009 | 71 | 71 | | | 142 | CUT | |
| 2011 | 69 | 67 | 65 | 72 | 273 | T40 | $19,240.00 |
| 2012 | 68 | 68 | 67 | 66 | 269 | T14 | 88,400.00 |
| 2013 | 70 | 68 | 70 | 71 | 279 | T52 | 12,176.75 |
| 2014 | 71 | 73 | | | 144 | CUT | |
| 2015 | 70 | 69 | | | 139 | CUT | |
| 2016 | 67 | 72 | | | 139 | CUT | |
| 2017 | 70 | 70 | | | 140 | CUT | |
| 2018 | 71 | 74 | | | 145 | CUT | |
| | | | | | | **Total** | **$119,816.75** |

**De Vicenzo, Roberto (71.92)**

| Year | 1st | 2nd | 3rd | 4th | Total | Finish | Money |
|---|---|---|---|---|---|---|---|
| 1950 | 74 | 74 | 73 | 71 | 292 | T28 | |
| 1951 | 74 | 72 | 69 | 71 | 286 | T4 | $700.00 |
| 1958 | 73 | 69 | 71 | 72 | 285 | 23 | 170.00 |
| | | | | | | **Total** | **$870.00** |

**Deaton, Charles (77.00)**

| Year | 1st | 2nd | 3rd | 4th | Total | Finish | Money |
|---|---|---|---|---|---|---|---|
| 1951 | 75 | 76 | 79 | | 230 | W/D | |
| 1952 | 80 | 76 | 76 | 77 | 309 | T45 | |
| | | | | | | **Total** | |

**Debaufre, Tim (76.75)**

| Year | 1st | 2nd | 3rd | 4th | Total | Finish | Money |
|---|---|---|---|---|---|---|---|
| 1965 | 80 | 75 | | | 155 | CUT | |
| 1968 | 75 | 77 | | | 152 | CUT | |
| | | | | | | **Total** | |

**Deemer, William (75.50)**

| Year | 1st | 2nd | 3rd | 4th | Total | Finish | Money |
|---|---|---|---|---|---|---|---|
| 1955 | 73 | 76 | 77 | 76 | 302 | 58 | |
| | | | | | | **Total** | |

**DeForest, John (82.00)**

| Year | 1st | 2nd | 3rd | 4th | Total | Finish | Money |
|---|---|---|---|---|---|---|---|
| 1985 | 81 | 83 | | | 164 | CUT | |
| | | | | | | **Total** | |

**DeFrancesco, Wayne (73.50)**

| Year | 1st | 2nd | 3rd | 4th | Total | Finish | Money |
|---|---|---|---|---|---|---|---|
| 2002 | 74 | 73 | | | 147 | CUT | |
| | | | | | | **Total** | |

**DeLaet, Graham (69.88)**

| Year | 1st | 2nd | 3rd | 4th | Total | Finish | Money |
|---|---|---|---|---|---|---|---|
| 2010 | 67 | 74 | | | 141 | CUT | |
| 2012 | 69 | 67 | 67 | 68 | 271 | T22 | $48,273.33 |
| 2016 | 76 | 71 | | | 147 | CUT | |
| | | | | | | **Total** | **$48,273.33** |

**Delahoussaye, Brent (69.00)**

| Year | 1st | 2nd | 3rd | 4th | Total | Finish | Money |
|---|---|---|---|---|---|---|---|
| 2010 | 70 | 68 | | | 138 | CUT | |
| | | | | | | **Total** | |

**Delk, Billy (79.75)**

| Year | 1st | 2nd | 3rd | 4th | Total | Finish | Money |
|---|---|---|---|---|---|---|---|
| 1954 | 76 | 79 | 87 | 77 | 319 | 67 | |
| | | | | | | **Total** | |

**Delsing, Jay (72.19)**

| Year | 1st | 2nd | 3rd | 4th | Total | Finish | Money |
|---|---|---|---|---|---|---|---|
| 1985 | 76 | 77 | | | 153 | CUT | |
| 1986 | 76 | 71 | | | 147 | CUT | |
| 1987 | 79 | | | | 79 | W/D | |
| 1989 | 80 | 74 | | | 154 | CUT | |
| 1990 | 74 | 73 | 71 | 69 | 287 | T10 | $25,138.89 |
| 1991 | 73 | 71 | 68 | 67 | 279 | T12 | 26,250.00 |
| 1992 | 69 | 71 | 72 | 70 | 282 | T11 | 23,333.33 |
| 1993 | 72 | 73 | 75 | 72 | 292 | T50 | 3,485.46 |
| 1994 | 69 | 75 | 69 | 73 | 286 | T29 | 9,975.00 |
| 1995 | 72 | 76 | | | 148 | CUT | |
| 1996 | 76 | 71 | | | 147 | CUT | |
| 1997 | 75 | 69 | | | 144 | CUT | |
| 1998 | 73 | 74 | | | 147 | CUT | |
| 1999 | 74 | 72 | | | 146 | CUT | |
| 2000 | 74 | 73 | | | 147 | CUT | |
| 2004 | 67 | 72 | 73 | 68 | 280 | T19 | 55,752.00 |
| 2005 | 71 | 68 | 73 | 74 | 286 | T68 | 10,000.00 |
| 2007 | 68 | 69 | 68 | 76 | 281 | T67 | 10,000.00 |
| 2008 | 68 | 73 | | | 141 | CUT | |
| | | | | | | **Total** | **$163,934.68** |

**Demaret, Jimmy (71.13)**

| Year | 1st | 2nd | 3rd | 4th | Total | Finish | Money |
|---|---|---|---|---|---|---|---|
| 1946 | | | | | 282 | T4 | $550.00 |
| 1947 | | | | | 292 | 7 | 600.00 |
| 1948 | 69 | 72 | 72 | 72 | 285 | T7 | 475.00 |
| 1950 | 70 | 72 | 71 | 66 | 279 | 2 | 1,400.00 |
| | | | | | | **Total** | $3,025.00 |

**DeMorat, Michael (71.00)**

| Year | 1st | 2nd | 3rd | 4th | Total | Finish | Money |
|---|---|---|---|---|---|---|---|
| 2018 | 69 | 69 | | | 138 | CUT | |
| 2022 | 72 | 74 | | | 146 | CUT | |
| | | | | | | **Total** | |

**Dempsey, Larry (74.05)**

| Year | 1st | 2nd | 3rd | 4th | Total | Finish | Money |
|---|---|---|---|---|---|---|---|
| 1950 | 73 | 72 | 82 | 78 | 305 | 57 | |
| 1955 | 70 | 70 | 76 | 77 | 293 | T39 | |
| 1956 | 73 | 74 | 73 | 70 | 290 | 19 | |
| 1957 | 71 | 74 | 75 | 79 | 299 | T58 | |
| 1958 | 77 | 74 | 72 | 71 | 294 | T50 | |
| | | | | | | **Total** | |

**Demsey, Todd (70.00)**

| Year | 1st | 2nd | 3rd | 4th | Total | Finish | Money |
|---|---|---|---|---|---|---|---|
| 1997 | 72 | 72 | | | 144 | CUT | |
| 2008 | 69 | 68 | 68 | 71 | 276 | T60 | $11,067.00 |
| | | | | | | **Total** | **$11,067.00** |

**Dennis, Clark (73.00)**

| Year | 1st | 2nd | 3rd | 4th | Total | Finish | Money |
|---|---|---|---|---|---|---|---|
| 1990 | 71 | 75 | 73 | 76 | 295 | T57 | $2,787.50 |
| 1991 | 69 | 73 | 76 | 74 | 292 | 69 | 2,525.00 |
| 1994 | 77 | 76 | | | 153 | CUT | |
| 1995 | 76 | 69 | | | 145 | CUT | |
| 1998 | 69 | 70 | 73 | 71 | 283 | T16 | 30,862.86 |
| 1999 | 73 | 73 | | | 146 | CUT | |
| | | | | | | **Total** | **$36,175.36** |

**Dent, Jim (73.13)**

| Year | 1st | 2nd | 3rd | 4th | Total | Finish | Money |
|---|---|---|---|---|---|---|---|
| 1973 | 73 | 71 | | | 144 | CUT | |
| 1974 | 69 | 71 | 73 | 73 | 286 | T57 | $451.68 |
| 1975 | 75 | 74 | 71 | 76 | 296 | T54 | 495.00 |
| 1976 | 72 | 70 | 74 | 73 | 289 | T74 | |
| 1977 | 74 | 72 | 79 | 70 | 295 | T66 | 393.75 |
| 1978 | 73 | 72 | 74 | 72 | 291 | T39 | 866.00 |
| 1979 | 71 | 73 | 74 | 75 | 293 | T34 | 1,290.00 |
| 1980 | 70 | 74 | 77 | 75 | 296 | T69 | 495.00 |
| 1981 | 70 | 71 | 75 | 76 | 292 | T28 | 1,952.14 |
| 1982 | 73 | 73 | 75 | 75 | 296 | T28 | 1,995.00 |
| 1983 | 73 | 75 | 72 | 73 | 293 | T44 | 1,209.33 |
| 1984 | 72 | 72 | 75 | 71 | 290 | T30 | 2,484.00 |
| 1985 | 74 | 71 | 77 | 75 | 297 | T43 | 1,282.67 |
| 1986 | 72 | 73 | 71 | 75 | 291 | T57 | 1,115.00 |
| | | | | | | **Total** | **$14,029.57** |

**Detry, Thomas (67.75)**

| Year | 1st | 2nd | 3rd | 4th | Total | Finish | Money |
|---|---|---|---|---|---|---|---|
| 2023 | 66 | 71 | 64 | 70 | 271 | 21 | $93,100.00 |
| | | | | | | **Total** | **$93,100.00** |

**Devlin, Bruce (73.33)**

| Year | 1st | 2nd | 3rd | 4th | Total | Finish | Money |
|---|---|---|---|---|---|---|---|
| 1962 | 74 | 74 | 71 | 78 | 297 | T42 | |
| 1965 | 72 | 70 | 69 | 72 | 283 | T14 | $1,450.00 |
| 1971 | 74 | 72 | 71 | 71 | 288 | T61 | 271.43 |
| 1972 | 70 | 66 | 76 | 75 | 287 | T68 | 347.82 |
| 1974 | 76 | 74 | | | 150 | CUT | |
| 1979 | 81 | | | | 81 | W/D | |
| 1980 | 71 | 70 | 71 | 73 | 285 | T11 | 5,125.00 |
| 1981 | 76 | 74 | | | 150 | CUT | |
| 1983 | 83 | 76 | | | 159 | CUT | |
| | | | | | | **Total** | **$7,194.25** |

**Díaz, Roberto (68.25)**

| Year | 1st | 2nd | 3rd | 4th | Total | Finish | Money |
|---|---|---|---|---|---|---|---|
| 2018 | 68 | 69 | 67 | 69 | 273 | T53 | $13,890.00 |
| 2019 | 67 | 68 | 65 | 66 | 266 | T19 | 80,600.00 |
| | | | | | | **Total** | **$94,490.00** |

**Dickerson, Bubba (73.80)**

| Year | 1st | 2nd | 3rd | 4th | Total | Finish | Money |
|---|---|---|---|---|---|---|---|
| 2002 | 73 | 77 | | | 150 | CUT | |
| 2006 | 74 | | | | 74 | W/D | |
| 2007 | 74 | 71 | | | 145 | CUT | |
| | | | | | | **Total** | |

**Dickinson, Gardner (71.25)**

| Year | 1st | 2nd | 3rd | 4th | Total | Finish | Money |
|---|---|---|---|---|---|---|---|
| 1955 | 69 | 74 | 70 | 73 | 286 | T18 | $140.00 |
| 1957 | 70 | 69 | 73 | 72 | 284 | T8 | 600.00 |
| | | | | | | **Total** | **$740.00** |

**Dickson, Bob (71.16)**

| Year | 1st | 2nd | 3rd | 4th | Total | Finish | Money |
|---|---|---|---|---|---|---|---|
| 1969 | 70 | 72 | 69 | 75 | 286 | T54 | $266.67 |
| 1970 | 68 | 73 | 74 | 72 | 287 | T52 | 300.00 |
| 1973 | 68 | 68 | 70 | 68 | 274 | T12 | 3,937.50 |
| 1976 | 72 | 70 | 74 | | 216 | W/D | |
| 1977 | 73 | 72 | 73 | 71 | 289 | T40 | 822.44 |
| | | | | | | **Total** | **$5,326.61** |

**Diehl, Terry (73.13)**

| Year | 1st | 2nd | 3rd | 4th | Total | Finish | Money |
|---|---|---|---|---|---|---|---|
| 1976 | 70 | 70 | 70 | 68 | 278 | T21 | $2,185.00 |
| 1977 | 74 | 71 | 71 | 73 | 289 | T40 | 822.45 |
| 1978 | 74 | 74 | | | 148 | CUT | |
| 1980 | 77 | 80 | | | 157 | CUT | |
| 1981 | 74 | 75 | | | 149 | CUT | |
| 1982 | 79 | 70 | | | 149 | CUT | |
| | | | | | | **Total** | **$3,007.45** |

**Dietz, Mike (74.38)**

| Year | 1st | 2nd | 3rd | 4th | Total | Finish | Money |
|---|---|---|---|---|---|---|---|
| 1948 | 75 | 76 | | | 151 | W/D | |
| 1954 | 74 | 72 | 74 | 70 | 290 | T9 | $343.34 |
| 1960 | 80 | 74 | | | 154 | CUT | |
| | | | | | | **Total** | **$343.34** |

**Dill, Terry (71.41)**

| Year | 1st | 2nd | 3rd | 4th | Total | Finish | Money |
|---|---|---|---|---|---|---|---|
| 1965 | 71 | 80 | | | 151 | DQ | |
| 1966 | 70 | 68 | 74 | 74 | 286 | T35 | $550.00 |
| 1967 | 76 | 75 | | | 151 | CUT | |
| 1968 | 67 | 72 | 70 | 70 | 279 | T22 | 1,443.75 |
| 1969 | 71 | 71 | 67 | 72 | 281 | T19 | 1,920.00 |
| 1970 | 74 | 72 | | | 146 | CUT | |
| 1971 | 70 | 68 | 71 | 68 | 277 | T5 | 7,315.00 |
| | | | | | | **Total** | **$11,228.75** |

**Dillard, Andy (72.25)**

| Year | 1st | 2nd | 3rd | 4th | Total | Finish | Money |
|---|---|---|---|---|---|---|---|
| 1986 | 69 | 71 | 75 | 74 | 289 | T43 | $1,461.00 |
| | | | | | | **Total** | **$1,461.00** |

**Dillon, Ryan (76.00)**

| Year | 1st | 2nd | 3rd | 4th | Total | Finish | Money |
|---|---|---|---|---|---|---|---|
| 2000 | 78 | 74 | | | 152 | CUT | |
| | | | | | | **Total** | |

**Dillow, Chris (79.00)**

| Year | 1st | 2nd | 3rd | 4th | Total | Finish | Money |
|---|---|---|---|---|---|---|---|
| 2007 | 76 | 82 | | | 158 | CUT | |
| | | | | | | **Total** | |

**Dills, Joey (75.50)**

| Year | 1st | 2nd | 3rd | 4th | Total | Finish | Money |
|---|---|---|---|---|---|---|---|
| 1976 | 80 | 71 | | | 151 | CUT | |
| | | | | | | **Total** | |

**DiMarco, Chris (71.15)**

| Year | 1st | 2nd | 3rd | 4th | Total | Finish | Money |
|---|---|---|---|---|---|---|---|
| 1994 | 69 | 73 | 78 | 70 | 290 | T56 | $3,330.00 |
| 1995 | 68 | 73 | 71 | 70 | 282 | T19 | 17,550.00 |
| 1998 | 72 | 75 | | | 147 | CUT | |
| 1999 | 70 | 72 | 76 | 72 | 290 | T57 | 5,746.00 |
| 2000 | 70 | 70 | 75 | 76 | 291 | T53 | 6,980.00 |
| 2008 | 71 | 72 | | | 143 | CUT | |
| 2009 | 69 | 71 | | | 140 | CUT | |
| 2010 | 67 | 68 | 68 | 71 | 274 | T71 | 9,996.00 |
| 2011 | 72 | 69 | | | 141 | CUT | |
| 2012 | 69 | 73 | | | 142 | CUT | |
| 2013 | 70 | 68 | 70 | 71 | 279 | T52 | 12,176.75 |
| | | | | | | **Total** | **$55,778.75** |

**Divel, Rick (73.50)**

| Year | 1st | 2nd | 3rd | 4th | Total | Finish | Money |
|---|---|---|---|---|---|---|---|
| 1976 | 72 | 75 | | | 147 | CUT | |
| | | | | | | **Total** | |

**Dobie, Bruce (74.50)**

| Year | 1st | 2nd | 3rd | 4th | Total | Finish | Money |
|---|---|---|---|---|---|---|---|
| 1969 | 74 | 75 | | | 149 | CUT | |
| | | | | | | **Total** | |

**Doctor, Steve (75.00)**

| Year | 1st | 2nd | 3rd | 4th | Total | Finish | Money |
|---|---|---|---|---|---|---|---|
| 1951 | 76 | 76 | 75 | 77 | 304 | T40 | |
| 1955 | 73 | 75 | 73 | 75 | 296 | 49 | |
| | | | | | | **Total** | |

**Dodds, Trevor (72.83)**

| Year | 1st | 2nd | 3rd | 4th | Total | Finish | Money |
|---|---|---|---|---|---|---|---|
| 1986 | 71 | 72 | 78 | 69 | 290 | T53 | $1,157.50 |
| 1987 | 73 | 76 | 74 | 77 | 300 | T66 | 1,224.00 |
| 1989 | 72 | 76 | 72 | 75 | 295 | T63 | 2,100.00 |
| 1991 | 71 | 76 | | | 147 | CUT | |
| 1993 | 80 | 80 | | | 160 | CUT | |
| 1994 | 69 | 76 | 77 | 74 | 296 | T71 | 2,940.00 |
| 1995 | 68 | 73 | 73 | 70 | 284 | T29 | 9,332.14 |
| 1998 | 68 | 69 | 70 | 69 | 276 | 1 | 396,000.00 |
| 1999 | 71 | 65 | 72 | 69 | 277 | 8 | 80,600.00 |
| 2000 | 72 | 77 | | | 149 | CUT | |
| 2001 | 70 | 69 | 69 | 74 | 282 | T36 | 14,365.91 |
| 2002 | 72 | 72 | 73 | 71 | 288 | T48 | 9,667.20 |
| 2003 | 74 | 78 | | | 152 | CUT | |
| 2004 | 72 | 73 | | | 145 | CUT | |
| 2005 | 72 | 72 | | | 144 | CUT | |
| 2006 | 75 | 73 | | | 148 | CUT | |
| 2007 | 76 | 79 | | | 155 | CUT | |
| 2008 | 76 | 69 | | | 145 | CUT | |
| | | | | | | **Total** | **$517,386.75** |

**Dodich, Joe (79.33)**

| Year | 1st | 2nd | 3rd | 4th | Total | Finish | Money |
|---|---|---|---|---|---|---|---|
| 1960 | 75 | 75 | | | 150 | CUT | |
| 1961 | 88 | | | | 88 | W/D | |
| | | | | | | **Total** | |

**Dodson, Eddie (73.67)**

| Year | 1st | 2nd | 3rd | 4th | Total | Finish | Money |
|---|---|---|---|---|---|---|---|
| 1952 | 75 | 69 | 77 | | 221 | W/D | |
| | | | | | | **Total** | |

**Dodson, Leonard (73.00)**

| Year | 1st | 2nd | 3rd | 4th | Total | Finish | Money |
|---|---|---|---|---|---|---|---|
| 1945 | | | | | 296 | 13 | $146.00 |
| 1946 | | | | | 288 | T18 | 50.00 |
| | | | | | | **Total** | **$196.00** |

**Doering, Art (71.88)**

| Year | 1st | 2nd | 3rd | 4th | Total | Finish | Money |
|---|---|---|---|---|---|---|---|
| 1951 | 70 | 71 | 68 | 70 | 279 | 1 | $2,000.00 |
| 1956 | 77 | 74 | 72 | 73 | 296 | T31 | |
| | | | | | | **Total** | **$2,000.00** |

**Dolan, Jay (71.30)**

| Year | 1st | 2nd | 3rd | 4th | Total | Finish | Money |
|---|---|---|---|---|---|---|---|
| 1965 | 71 | 69 | 70 | 73 | 283 | T14 | $1,450.00 |
| 1966 | 70 | 71 | 75 | 68 | 284 | T21 | 953.57 |
| 1967 | 72 | 74 | | | 146 | CUT | |
| | | | | | | **Total** | **$2,403.57** |

**Donald, Luke (69.44)**

| Year | 1st | 2nd | 3rd | 4th | Total | Finish | Money |
|---|---|---|---|---|---|---|---|
| 2002 | 72 | 68 | 76 | 74 | 290 | T56 | $8,512.00 |
| 2003 | 70 | 74 | | | 144 | CUT | |
| 2004 | 72 | 71 | | | 143 | CUT | |
| 2015 | 68 | 67 | 67 | 68 | 270 | T26 | 39,960.00 |
| 2016 | 65 | 68 | 64 | 67 | 264 | 2 | 604,800.00 |
| 2017 | 69 | 70 | | | 139 | CUT | |
| 2020 | 72 | 72 | | | 144 | CUT | |
| 2021 | 72 | 67 | | | 139 | CUT | |
| 2022 | 70 | 68 | 66 | 71 | 275 | T54 | 16,863.00 |
| 2023 | 72 | 63 | 63 | 69 | 272 | T22 | 73,340.00 |
| | | | | | | **Total** | **$743,475.00** |

**Donald, Mike (73.87)**

| Year | 1st | 2nd | 3rd | 4th | Total | Finish | Money |
|---|---|---|---|---|---|---|---|
| 1981 | 79 | 74 | | | 153 | CUT | |
| 1982 | 75 | 72 | | | 147 | CUT | |
| 1983 | 72 | 75 | 69 | 74 | 290 | T28 | $2,602.86 |
| 1984 | 74 | 76 | | | 150 | CUT | |
| 1985 | 76 | 77 | | | 153 | CUT | |
| 1986 | 72 | 71 | 72 | 77 | 292 | T61 | 1,075.00 |
| 1988 | 74 | 69 | 76 | 74 | 293 | T71 | 1,950.00 |
| 1989 | 74 | 71 | 70 | 77 | 292 | T42 | 3,217.50 |
| 1990 | 77 | 74 | | | 151 | CUT | |
| 1992 | 70 | 76 | | | 146 | CUT | |
| 1993 | 76 | 73 | | | 149 | CUT | |
| | | | | | | **Total** | **$8,845.36** |

**Donald, Robert (77.50)**

| Year | 1st | 2nd | 3rd | 4th | Total | Finish | Money |
|---|---|---|---|---|---|---|---|
| 1979 | 76 | 79 | | | 155 | CUT | |
| | | | | | | **Total** | |

**Donaldson, Jamie (69.00)**

| Year | 1st | 2nd | 3rd | 4th | Total | Finish | Money |
|---|---|---|---|---|---|---|---|
| 2012 | 68 | 66 | 71 | 71 | 276 | T50 | $12,542.40 |
| | | | | | | **Total** | **$12,542.40** |

**Dorius, Ted (76.25)**

| Year | 1st | 2nd | 3rd | 4th | Total | Finish | Money |
|---|---|---|---|---|---|---|---|
| 1959 | 71 | 77 | 74 | 83 | 305 | T57 | |
| | | | | | | **Total** | |

**Dorn, John (74.00)**

| Year | 1st | 2nd | 3rd | 4th | Total | Finish | Money |
|---|---|---|---|---|---|---|---|
| 1953 | 73 | 76 | 74 | 73 | 296 | T49 | |
| | | | | | | **Total** | |

**Dorsett, Jr., A. (76.75)**

| Year | 1st | 2nd | 3rd | 4th | Total | Finish | Money |
|---|---|---|---|---|---|---|---|
| 1955 | 74 | 76 | 79 | 78 | 307 | T66 | |
| | | | | | | **Total** | |

**Doss, Jackie (78.00)**

| Year | 1st | 2nd | 3rd | 4th | Total | Finish | Money |
|---|---|---|---|---|---|---|---|
| 1958 | 77 | 79 | | | 156 | CUT | |
| | | | | | | **Total** | |

**Dou, Zecheng (69.17)**

| Year | 1st | 2nd | 3rd | 4th | Total | Finish | Money |
|---|---|---|---|---|---|---|---|
| 2018 | 71 | 67 | | | 138 | CUT | |
| 2023 | 68 | 70 | 70 | 69 | 277 | T51 | $18,164.00 |
| | | | | | | **Total** | **$18,164.00** |

**Dougherty, Ed (73.08)**

| Year | 1st | 2nd | 3rd | 4th | Total | Finish | Money |
|---|---|---|---|---|---|---|---|
| 1976 | 69 | 73 | 69 | 78 | 289 | T74 | |
| 1977 | 75 | 69 | 71 | 69 | 284 | T8 | $5,659.66 |
| 1978 | 78 | 72 | | | 150 | CUT | |
| 1979 | 75 | 78 | | | 153 | CUT | |
| 1980 | 68 | 73 | 72 | 76 | 289 | T37 | 1,075.00 |
| 1981 | 77 | 73 | | | 150 | CUT | |
| 1982 | 76 | 77 | | | 153 | CUT | |
| 1987 | 76 | 76 | | | 152 | CUT | |
| 1988 | 73 | 70 | 74 | 71 | 288 | T43 | 3,045.00 |
| 1991 | 71 | 69 | 69 | 74 | 283 | T25 | 7,891.66 |
| 1992 | 69 | 75 | 73 | 73 | 290 | T59 | 2,712.50 |
| 1993 | 76 | 75 | | | 151 | CUT | |
| 1994 | 72 | 74 | | | 146 | CUT | |
| 1997 | 76 | 69 | | | 145 | CUT | |
| | | | | | | **Total** | **$20,383.82** |

**Douglass, Bruce (75.50)**

| Year | 1st | 2nd | 3rd | 4th | Total | Finish | Money |
|---|---|---|---|---|---|---|---|
| 1981 | 78 | 78 | | | 156 | CUT | |
| 1982 | 71 | 71 | 76 | 79 | 297 | T34 | $1,515.00 |
| | | | | | | **Total** | **$1,515.00** |

**Douglass, Dale (72.31)**

| Year | 1st | 2nd | 3rd | 4th | Total | Finish | Money |
|---|---|---|---|---|---|---|---|
| 1960 | 78 | 73 | | | 151 | CUT | |
| 1965 | 71 | 71 | 73 | 69 | 284 | T18 | $1,150.00 |
| 1967 | 71 | 71 | 77 | 72 | 291 | T63 | |
| 1968 | 69 | 69 | 69 | 69 | 276 | 13 | 2,750.00 |
| 1969 | 69 | 71 | 69 | 73 | 282 | T22 | 1,334.00 |
| 1970 | 71 | 72 | 72 | 77 | 292 | T67 | 300.00 |
| 1971 | 71 | 69 | 71 | 72 | 283 | T37 | 921.50 |
| 1972 | 76 | 68 | | | 144 | CUT | |
| 1974 | 72 | 68 | 73 | 68 | 281 | T32 | 1,303.62 |
| 1975 | 75 | 70 | 74 | 78 | 297 | T59 | 441.25 |
| 1976 | 71 | 73 | | | 144 | CUT | |
| 1977 | 72 | 74 | 70 | 74 | 290 | T49 | 578.20 |
| 1978 | 81 | 76 | | | 157 | CUT | |
| 1979 | 75 | 74 | 75 | 75 | 299 | T66 | 510.00 |
| | | | | | | **Total** | **$9,288.57** |

**Douglas, Dave (74.93)**

| Year | 1st | 2nd | 3rd | 4th | Total | Finish | Money |
|---|---|---|---|---|---|---|---|
| 1948 | 70 | 73 | 72 | 74 | 289 | T14 | $180.00 |
| 1949 | 75 | 72 | 73 | | 220 | W/D | |
| 1950 | 74 | 71 | 76 | 73 | 294 | T38 | |
| 1952 | 73 | 64 | 71 | 69 | 277 | 1 | 2,000.00 |
| 1953 | 72 | 70 | 71 | 73 | 286 | T17 | 127.50 |
| 1954 | 76 | 72 | 73 | | 221 | W/D | |
| 1955 | 74 | 76 | 73 | 75 | 298 | 54 | |
| 1956 | 74 | 68 | 72 | 74 | 288 | T16 | 190.00 |
| | | | | | | **Total** | **$2,497.50** |

**Dowdall, John (73.50)**

| Year | 1st | 2nd | 3rd | 4th | Total | Finish | Money |
|---|---|---|---|---|---|---|---|
| 1997 | 76 | 71 | | | 147 | CUT | |
| | | | | | | **Total** | |

**Dowen, Gary (77.50)**

| Year | 1st | 2nd | 3rd | 4th | Total | Finish | Money |
|---|---|---|---|---|---|---|---|
| 1977 | 78 | 77 | | | 155 | CUT | |
| | | | | | | **Total** | |

**Dowling, Jim (78.50)**

| Year | 1st | 2nd | 3rd | 4th | Total | Finish | Money |
|---|---|---|---|---|---|---|---|
| 1961 | 80 | 77 | | | 157 | CUT | |
| | | | | | | **Total** | |

**Doyle, Allen (72.00)**

| Year | 1st | 2nd | 3rd | 4th | Total | Finish | Money |
|---|---|---|---|---|---|---|---|
| 1997 | 73 | 71 | | | 144 | CUT | |
| | | | | | | **Total** | |

**Draper, Eddie (75.25)**

| Year | 1st | 2nd | 3rd | 4th | Total | Finish | Money |
|---|---|---|---|---|---|---|---|
| 1959 | 72 | 73 | 72 | 84 | 301 | 48 | |
| | | | | | | **Total** | |

**Drewitt, Brett (69.00)**

| Year | 1st | 2nd | 3rd | 4th | Total | Finish | Money |
|---|---|---|---|---|---|---|---|
| 2017 | 68 | 70 | | | 138 | CUT | |
| 2022 | 67 | 67 | 71 | 71 | 276 | T61 | $15,841.00 |
| | | | | | | **Total** | **$15,841.00** |

**Driscoll, James (70.39)**

| Year | 1st | 2nd | 3rd | 4th | Total | Finish | Money |
|---|---|---|---|---|---|---|---|
| 2005 | 67 | 71 | 72 | 71 | 281 | T45 | $14,300.00 |
| 2006 | 66 | 75 | 75 | 76 | 292 | T74 | 9,550.00 |
| 2008 | 69 | 70 | | | 139 | CUT | |
| 2009 | 70 | 68 | 67 | 72 | 277 | T64 | 10,710.00 |
| 2010 | 67 | 67 | 67 | 66 | 267 | T28 | 33,915.00 |
| 2011 | 73 | 71 | | | 144 | CUT | |
| 2012 | 73 | 69 | | | 142 | CUT | |
| 2013 | 71 | 71 | | | 142 | CUT | |
| 2014 | 69 | 70 | | | 139 | CUT | |
| 2018 | 69 | 79 | | | 148 | CUT | |
| | | | | | | **Total** | **$68,475.00** |

**Dudas, Stan (77.17)**

| Year | 1st | 2nd | 3rd | 4th | Total | Finish | Money |
|---|---|---|---|---|---|---|---|
| 1950 | 76 | 73 | 80 | 78 | 307 | 58 | |
| 1954 | 79 | 77 | | | 156 | CUT | |
| | | | | | | **Total** | |

**Duden, Bob (74.86)**

| Year | 1st | 2nd | 3rd | 4th | Total | Finish | Money |
|---|---|---|---|---|---|---|---|
| 1951 | 74 | 76 | 77 | | 227 | W/D | |
| 1955 | 76 | 70 | 77 | 74 | 297 | T50 | |
| | | | | | | **Total** | |

**Dufner, Jason (68.44)**

| Year | 1st | 2nd | 3rd | 4th | Total | Finish | Money |
|---|---|---|---|---|---|---|---|
| 2004 | 65 | 70 | 73 | 69 | 277 | T8 | $110,975.00 |
| 2007 | 70 | 74 | | | 144 | CUT | |
| 2008 | 66 | 69 | 66 | 68 | 269 | T26 | 40,672.50 |
| 2009 | 68 | 73 | | | 141 | CUT | |
| 2010 | 66 | 69 | 68 | 65 | 268 | T34 | 25,208.57 |
| 2011 | 66 | 73 | | | 139 | CUT | |
| 2012 | 68 | 67 | 63 | 69 | 267 | T7 | 162,066.66 |
| 2015 | 67 | 70 | 65 | 73 | 275 | T51 | 12,787.20 |
| 2016 | 70 | 67 | 66 | 67 | 270 | T22 | 45,665.46 |
| 2017 | 67 | 66 | 67 | 68 | 268 | T14 | 107,300.00 |
| 2018 | 66 | 68 | 72 | 70 | 276 | T66 | 12,300.00 |
| 2019 | 67 | 70 | | | 137 | CUT | |
| 2020 | 69 | 65 | 67 | 70 | 271 | T31 | 37,440.00 |
| 2021 | 71 | 65 | 70 | 63 | 269 | T24 | 53,440.00 |
| 2022 | 66 | 73 | 71 | 74 | 284 | T83 | 12,994.00 |
| 2023 | 71 | 70 | | | 141 | CUT | |
| | | | | | | **Total** | **$620,849.39** |

**Duke, Ken (69.88)**

| Year | 1st | 2nd | 3rd | 4th | Total | Finish | Money |
|---|---|---|---|---|---|---|---|
| 2004 | 72 | 69 | 72 | 72 | 285 | T51 | $11,009.33 |
| 2008 | 65 | 71 | 71 | 69 | 276 | T60 | 11,067.00 |
| 2009 | 66 | 67 | 71 | 67 | 271 | T24 | 39,461.25 |
| 2012 | 70 | 73 | | | 143 | CUT | |
| 2014 | 68 | 72 | | | 140 | CUT | |
| 2015 | 69 | 70 | | | 139 | CUT | |
| 2016 | 71 | 71 | | | 142 | CUT | |
| 2017 | 68 | 69 | 73 | | 210 | T80 | 10,324.00 |
| 2018 | 68 | 73 | | | 141 | CUT | |
| | | | | | | **Total** | **$71,861.58** |

**Dunakey, Doug (71.88)**

| Year | 1st | 2nd | 3rd | 4th | Total | Finish | Money |
|---|---|---|---|---|---|---|---|
| 1999 | 75 | 73 | | | 148 | CUT | |
| 2000 | 67 | 71 | 72 | 71 | 281 | T5 | $109,500.00 |
| 2001 | 69 | 77 | | | 146 | CUT | |
| | | | | | | **Total** | **$109,500.00** |

**Dunaway, Skip (74.50)**

| Year | 1st | 2nd | 3rd | 4th | Total | Finish | Money |
|---|---|---|---|---|---|---|---|
| 1981 | 72 | 76 | 74 | 76 | 298 | T64 | $630.00 |
| | | | | | | **Total** | **$630.00** |

**Duncan, A.J. (73.75)**

| Year | 1st | 2nd | 3rd | 4th | Total | Finish | Money |
|---|---|---|---|---|---|---|---|
| 1988 | 73 | 71 | 77 | 74 | 295 | T79 | $1,810.00 |
| | | | | | | **Total** | **$1,810.00** |

**Duncan, Brian (69.00)**

| Year | 1st | 2nd | 3rd | 4th | Total | Finish | Money |
|---|---|---|---|---|---|---|---|
| 2010 | 68 | 70 | | | 138 | CUT | |
| | | | | | | **Total** | |

**Duncan, Tyler (68.45)**

| Year | 1st | 2nd | 3rd | 4th | Total | Finish | Money |
|---|---|---|---|---|---|---|---|
| 2018 | 70 | 73 | | | 143 | CUT | |
| 2019 | 68 | 67 | 69 | 66 | 270 | T39 | $22,940.00 |
| 2020 | 68 | 64 | 66 | 67 | 265 | T13 | 129,600.00 |
| 2021 | 69 | 62 | 69 | 76 | 276 | T57 | 14,656.00 |
| 2022 | 70 | 70 | | | 140 | CUT | |
| 2023 | 68 | 66 | 71 | 70 | 275 | T38 | 31,540.00 |
| | | | | | | **Total** | **$198,376.00** |

**Dunk, Billy (71.50)**

| Year | 1st | 2nd | 3rd | 4th | Total | Finish | Money |
|---|---|---|---|---|---|---|---|
| 1962 | 70 | 73 | 71 | 74 | 288 | T13 | $806.00 |
| 1964 | 67 | 71 | 71 | 75 | 284 | T8 | 1,500.00 |
| | | | | | | **Total** | **$2,306.00** |

**Dunlap, Dick (74.33)**

| Year | 1st | 2nd | 3rd | 4th | Total | Finish | Money |
|---|---|---|---|---|---|---|---|
| 1962 | 74 | 77 | 72 | | 223 | DQ | |
| | | | | | | **Total** | |

**Dunlap, Scott (71.75)**

| Year | 1st | 2nd | 3rd | 4th | Total | Finish | Money |
|---|---|---|---|---|---|---|---|
| 1996 | 73 | 72 | 70 | 75 | 290 | T58 | $3,960.00 |
| 1997 | 69 | 72 | 72 | 77 | 290 | T65 | 3,971.00 |
| 1999 | 77 | 71 | | | 148 | CUT | |
| 2000 | 71 | 67 | 73 | 73 | 284 | T16 | 45,000.00 |
| 2001 | 68 | 73 | 69 | 72 | 282 | T36 | 14,365.91 |
| 2002 | 78 | 72 | | | 150 | CUT | |
| 2012 | 70 | 69 | 67 | 72 | 278 | T58 | 11,440.00 |
| | | | | | | **Total** | **$78,736.91** |

**Dunlavey, Tim (73.33)**

| Year | 1st | 2nd | 3rd | 4th | Total | Finish | Money |
|---|---|---|---|---|---|---|---|
| 1996 | 69 | 70 | 76 | 80 | 295 | 76 | $3,384.00 |
| 2001 | 70 | 75 | | | 145 | CUT | |
| | | | | | | **Total** | **$3,384.00** |

**Dunn, Bob (75.00)**

| Year | 1st | 2nd | 3rd | 4th | Total | Finish | Money |
|---|---|---|---|---|---|---|---|
| 1978 | 73 | 77 | | | 150 | CUT | |
| | | | | | | **Total** | |

**Durant, Joe (69.66)**

| Year | 1st | 2nd | 3rd | 4th | Total | Finish | Money |
|---|---|---|---|---|---|---|---|
| 1997 | 73 | 73 | | | 146 | CUT | |
| 1998 | 72 | 71 | 75 | 70 | 288 | T48 | $5,468.58 |
| 2000 | 76 | 70 | | | 146 | CUT | |
| 2005 | 67 | 71 | 70 | 75 | 283 | T56 | 11,200.00 |
| 2006 | 67 | 71 | 70 | 69 | 277 | T6 | 151,250.00 |
| 2007 | 67 | 69 | 72 | 73 | 281 | T67 | 10,000.00 |
| 2008 | 67 | 69 | 70 | 70 | 276 | T60 | 11,067.00 |
| 2009 | 69 | 70 | | | 139 | CUT | |
| 2010 | 68 | 67 | 66 | 64 | 265 | T12 | 96,900.00 |
| 2011 | 67 | 70 | 67 | 65 | 269 | T12 | 101,920.00 |
| 2014 | 69 | 67 | 71 | 70 | 277 | T57 | 11,660.00 |
| | | | | | | **Total** | **$399,465.58** |

**Duval, David (70.44)**

| Year | 1st | 2nd | 3rd | 4th | Total | Finish | Money |
|---|---|---|---|---|---|---|---|
| 1995 | 72 | 68 | 70 | 71 | 281 | T14 | $25,500.00 |
| 2008 | 73 | 73 | | | 146 | CUT | |
| 2009 | 74 | 70 | | | 144 | CUT | |
| 2010 | 70 | 68 | | | 138 | CUT | |
| 2011 | 67 | 69 | 72 | 69 | 277 | T64 | 10,972.00 |
| 2012 | 74 | 69 | | | 143 | CUT | |
| 2014 | 70 | 69 | | | 139 | CUT | |
| | | | | | | **Total** | **$36,472.00** |

**Eaks, R.W. (74.25)**

| Year | 1st | 2nd | 3rd | 4th | Total | Finish | Money |
|---|---|---|---|---|---|---|---|
| 1998 | 72 | 78 | | | 150 | CUT | |
| 1999 | 78 | 69 | | | 147 | CUT | |
| | | | | | | **Total** | |

**Eastwood, Bob (73.37)**

| Year | 1st | 2nd | 3rd | 4th | Total | Finish | Money |
|---|---|---|---|---|---|---|---|
| 1973 | 73 | 75 | | | 148 | CUT | |
| 1975 | 74 | 75 | 84 | 76 | 309 | 76 | |
| 1977 | 74 | 76 | | | 150 | CUT | |
| 1978 | 75 | 73 | | | 148 | CUT | |
| 1979 | 69 | 77 | 72 | 72 | 290 | T12 | $4,750.00 |
| 1980 | 71 | 69 | 71 | 74 | 285 | T11 | 5,125.00 |
| 1981 | 78 | 79 | | | 157 | CUT | |
| 1983 | 70 | 69 | 73 | 72 | 284 | T7 | 12,466.66 |
| 1988 | 74 | 68 | 78 | 74 | 294 | T75 | 1,870.00 |
| 1989 | 71 | 75 | 75 | 71 | 292 | T42 | 3,217.50 |
| 1990 | 76 | 75 | | | 151 | CUT | |
| 1991 | 70 | 74 | 68 | 68 | 280 | T15 | 21,875.00 |
| | | | | | | **Total** | **$49,304.16** |

**Echavarria, Nico (70.50)**

| Year | 1st | 2nd | 3rd | 4th | Total | Finish | Money |
|---|---|---|---|---|---|---|---|
| 2023 | 73 | 68 | | | 141 | CUT | |
| | | | | | | **Total** | |

**Eckroat, Austin (69.00)**

| Year | 1st | 2nd | 3rd | 4th | Total | Finish | Money |
|---|---|---|---|---|---|---|---|
| 2021 | 63 | 69 | 70 | 65 | 272 | T37 | $26,560.00 |
| 2023 | 71 | 71 | | | 142 | CUT | |
| | | | | | | **Total** | **$26,560.00** |

**Edwards, Danny (73.00)**

| Year | 1st | 2nd | 3rd | 4th | Total | Finish | Money |
|---|---|---|---|---|---|---|---|
| 1975 | 76 | 74 | 73 | 80 | 303 | 75 | |
| 1976 | 72 | 72 | | | 144 | CUT | |
| 1977 | 68 | 68 | 68 | 72 | 276 | 1 | $47,000.00 |
| 1978 | 76 | 69 | 71 | 72 | 288 | T28 | 1,704.00 |
| 1980 | 67 | 73 | 76 | 71 | 287 | T21 | 2,600.00 |
| 1981 | 71 | 72 | 72 | 74 | 289 | T16 | 4,800.00 |
| 1982 | 66 | 72 | 72 | 75 | 285 | 1 | 54,000.00 |
| 1983 | 72 | 74 | 69 | 77 | 292 | T38 | 1,680.00 |
| 1984 | 72 | 76 | 74 | 71 | 293 | T48 | 1,032.00 |
| 1985 | 73 | 75 | 73 | 75 | 296 | T37 | 1,760.00 |
| 1986 | 68 | 71 | 74 | 74 | 287 | T28 | 3,400.00 |
| 1987 | 70 | 69 | 76 | 77 | 292 | T20 | 5,712.00 |
| 1988 | 74 | 74 | | | 148 | CUT | |
| 1989 | 76 | 73 | | | 149 | CUT | |
| 1990 | 73 | 72 | 76 | 72 | 293 | T47 | 3,171.87 |
| 1991 | 74 | 77 | | | 151 | CUT | |
| 1992 | 74 | 70 | 72 | 70 | 286 | T36 | 5,887.00 |
| 1993 | 77 | 76 | | | 153 | CUT | |
| 1999 | 76 | 76 | | | 152 | CUT | |
| 2000 | 76 | 78 | | | 154 | CUT | |
| | | | | | | **Total** | **$132,746.87** |

**Edwards, David (72.28)**

| Year | 1st | 2nd | 3rd | 4th | Total | Finish | Money |
|---|---|---|---|---|---|---|---|
| 1978 | 72 | 71 | 74 | 72 | 289 | T31 | |
| 1979 | 72 | 77 | 80 | 72 | 301 | 72 | $490.00 |
| 1980 | 73 | | | | 73 | W/D | |
| 1981 | 70 | 76 | 74 | 74 | 294 | T45 | 825.75 |
| 1982 | 68 | 75 | 78 | 81 | 302 | T62 | 633.00 |
| 1983 | 80 | | | | 80 | W/D | |
| 1984 | 72 | 73 | 73 | 74 | 292 | T41 | 1,400.00 |
| 1986 | 67 | 72 | 74 | 68 | 281 | T6 | 15,125.00 |
| 1988 | 75 | 74 | | | 149 | CUT | |
| 1989 | 70 | 71 | 75 | 72 | 288 | T15 | 14,066.67 |
| 1990 | 70 | 75 | 72 | 70 | 287 | T10 | 25,138.89 |
| 1991 | 74 | 69 | 70 | 69 | 282 | T22 | 13,000.00 |
| 1992 | 73 | 73 | | | 146 | CUT | |
| 1993 | 70 | 71 | 70 | 72 | 283 | T6 | 50,250.00 |
| 1994 | 71 | 74 | 68 | 68 | 281 | T8 | 42,000.00 |
| 1995 | 67 | 74 | 71 | 72 | 284 | T29 | 9,332.14 |
| 1996 | 72 | 74 | 68 | 71 | 285 | T23 | 13,507.50 |
| 1997 | 70 | 74 | | | 144 | CUT | |
| 1998 | 69 | 69 | 72 | 75 | 285 | T30 | 12,787.50 |
| | | | | | | **Total** | **$198,556.45** |

**Edwards, Ernest (78.63)**

| Year | 1st | 2nd | 3rd | 4th | Total | Finish | Money |
|---|---|---|---|---|---|---|---|
| 1952 | 77 | 78 | 74 | 75 | 304 | T37 | |
| 1953 | 84 | | | | 84 | W/D | |
| 1956 | 83 | 78 | 80 | | 241 | W/D | |
| | | | | | | **Total** | |

**Edwards, Greg (76.50)**

| Year | 1st | 2nd | 3rd | 4th | Total | Finish | Money |
|---|---|---|---|---|---|---|---|
| 1973 | 76 | 77 | | | 153 | CUT | |
| | | | | | | **Total** | |

**Edwards, Joel (72.28)**

| Year | 1st | 2nd | 3rd | 4th | Total | Finish | Money |
|---|---|---|---|---|---|---|---|
| 1989 | 78 | 78 | | | 156 | CUT | |
| 1990 | 75 | 79 | | | 154 | CUT | |
| 1991 | 71 | 73 | 73 | 70 | 287 | T58 | $2,762.50 |
| 1993 | 70 | 73 | 71 | 73 | 287 | 26 | 12,000.00 |
| 1994 | 69 | 69 | 73 | 70 | 281 | T8 | 42,000.00 |
| 1995 | 71 | 72 | 76 | 74 | 293 | 71 | 2,970.00 |
| 1996 | 69 | 73 | 70 | 72 | 284 | T16 | 25,251.43 |
| 2000 | 72 | 68 | 76 | 71 | 287 | T28 | 19,950.00 |
| 2001 | 70 | 69 | 73 | 72 | 284 | T54 | 7,910.00 |
| 2002 | 71 | 70 | 72 | 76 | 289 | T53 | 8,841.33 |
| | | | | | | **Total** | **$121,685.26** |

**Edwards, Thurman (74.55)**

| Year | 1st | 2nd | 3rd | 4th | Total | Finish | Money |
|---|---|---|---|---|---|---|---|
| 1946 | | | | | 289 | T23 | |
| 1948 | 74 | 72 | 74 | 75 | 295 | T38 | |
| 1952 | 77 | 75 | 83 | 74 | 309 | T45 | |
| 1953 | 69 | 72 | 76 | 73 | 290 | T28 | |
| 1954 | 77 | 78 | 75 | 78 | 308 | T57 | |
| | | | | | | **Total** | |

**Eger, David (78.33)**

| Year | 1st | 2nd | 3rd | 4th | Total | Finish | Money |
|---|---|---|---|---|---|---|---|
| 1980 | 76 | | | | 76 | DQ | |
| 1981 | 75 | 84 | | | 159 | CUT | |
| | | | | | | **Total** | |

**Eggers, Bill (75.00)**

| Year | 1st | 2nd | 3rd | 4th | Total | Finish | Money |
|---|---|---|---|---|---|---|---|
| 1962 | 73 | 73 | 79 | | 225 | CUT | |
| | | | | | | **Total** | |

**Eichelberger, Dave (72.32)**

| Year | 1st | 2nd | 3rd | 4th | Total | Finish | Money |
|---|---|---|---|---|---|---|---|
| 1968 | 71 | 71 | 73 | 68 | 283 | T42 | $445.89 |
| 1970 | 71 | 71 | 70 | 70 | 282 | T30 | 1,147.50 |
| 1971 | 68 | 71 | 67 | 69 | 275 | T2 | 17,575.00 |
| 1972 | 69 | 73 | 71 | 70 | 283 | T46 | 430.43 |
| 1973 | 69 | 70 | 70 | 71 | 280 | T44 | 633.50 |
| 1974 | 70 | 69 | 78 | 67 | 284 | T42 | 707.82 |
| 1975 | 74 | 74 | 78 | 76 | 302 | T73 | |
| 1976 | 71 | 72 | 75 | 76 | 294 | 83 | |
| 1977 | 75 | 71 | 74 | 71 | 291 | T54 | 528.67 |
| 1978 | 69 | 71 | 71 | 74 | 285 | T5 | 6,760.00 |
| 1979 | 71 | 73 | 72 | 76 | 292 | T26 | 1,737.50 |
| 1980 | 75 | 69 | 74 | 69 | 287 | T21 | 2,600.00 |
| 1981 | 77 | 74 | | | 151 | CUT | |
| 1983 | 71 | 73 | 74 | 79 | 297 | T61 | 860.00 |
| 1984 | 72 | 77 | | | 149 | CUT | |
| 1985 | 72 | 74 | 76 | 78 | 300 | T60 | 848.00 |
| 1986 | 74 | 73 | | | 147 | CUT | |
| 1987 | 75 | 76 | | | 151 | CUT | |
| 1988 | 71 | 72 | 74 | 73 | 290 | T57 | 2,210.00 |
| 1989 | 72 | 67 | 72 | 71 | 282 | 4 | 48,000.00 |
| 1990 | 73 | 72 | 73 | 73 | 291 | T39 | 5,125.00 |
| | | | | | | **Total** | **$89,609.31** |

**Eisinger, John (75.00)**

| Year | 1st | 2nd | 3rd | 4th | Total | Finish | Money |
|---|---|---|---|---|---|---|---|
| 1958 | 73 | 73 | 74 | 74 | 294 | T50 | |
| 1959 | 76 | 75 | 77 | 78 | 306 | 59 | |
| | | | | | | **Total** | |

**Elam, Johnny (79.50)**

| Year | 1st | 2nd | 3rd | 4th | Total | Finish | Money |
|---|---|---|---|---|---|---|---|
| 1982 | 79 | 80 | | | 159 | CUT | |
| | | | | | | **Total** | |

**Elder, Brad (71.08)**

| Year | 1st | 2nd | 3rd | 4th | Total | Finish | Money |
|---|---|---|---|---|---|---|---|
| 2000 | 70 | 68 | 74 | 73 | 285 | T21 | $31,200.00 |
| 2001 | 76 | 71 | | | 147 | CUT | |
| 2003 | 68 | 72 | 70 | 71 | 281 | T37 | 18,450.00 |
| 2008 | 72 | 68 | | | 140 | CUT | |
| | | | | | | **Total** | **$49,650.00** |

**Elder, Lee (71.79)**

| Year | 1st | 2nd | 3rd | 4th | Total | Finish | Money |
|---|---|---|---|---|---|---|---|
| 1968 | 74 | 71 | 75 | 69 | 289 | T61 | |
| 1969 | 74 | 77 | | | 151 | CUT | |
| 1970 | 77 | 73 | | | 150 | CUT | |
| 1971 | 72 | 73 | 70 | 66 | 281 | T18 | $1,941.80 |
| 1972 | 68 | 68 | 73 | 69 | 278 | T18 | 2,044.00 |
| 1973 | 64 | 72 | 68 | 68 | 272 | T7 | 6,195.00 |
| 1975 | 74 | 73 | 70 | 69 | 286 | T12 | 4,218.75 |
| 1976 | 71 | 71 | 70 | 70 | 282 | T47 | 605.00 |
| 1977 | 74 | 72 | 70 | 69 | 285 | T14 | 3,642.50 |
| 1978 | 70 | 71 | 73 | 71 | 285 | T5 | 6,760.00 |
| 1979 | 73 | 73 | 69 | 73 | 288 | T6 | 8,375.00 |
| 1980 | 69 | 74 | 73 | 73 | 289 | T37 | 1,075.00 |
| 1981 | 72 | 73 | 75 | 76 | 296 | T55 | 681.00 |
| 1982 | 73 | 77 | | | 150 | CUT | |
| 1983 | 74 | 68 | 75 | 72 | 289 | T19 | 4,208.89 |
| 1984 | 71 | 74 | 77 | 71 | 293 | T48 | 1,032.00 |
| | | | | | | **Total** | **$40,778.94** |

**Elkington, Steve (71.88)**

| Year | 1st | 2nd | 3rd | 4th | Total | Finish | Money |
|---|---|---|---|---|---|---|---|
| 1988 | 72 | 73 | 72 | 72 | 289 | T51 | $2,353.33 |
| 1989 | 73 | 74 | 77 | 79 | 303 | 83 | 1,740.00 |
| 1990 | 74 | 71 | 71 | 66 | 282 | 1 | 225,000.00 |
| 1991 | 73 | 74 | | | 147 | CUT | |
| 1992 | 71 | 67 | 71 | 74 | 283 | T20 | 13,035.71 |
| 1993 | 71 | 68 | 69 | 73 | 281 | 2 | 162,000.00 |
| 1994 | 76 | 69 | 71 | 74 | 290 | T56 | 3,330.00 |
| 1995 | 73 | 74 | | | 147 | CUT | |
| 1997 | 67 | 71 | 75 | 76 | 289 | T59 | 4,123.00 |
| 1998 | 71 | 71 | 67 | 76 | 285 | T30 | 12,787.50 |
| 1999 | 71 | 68 | 75 | 73 | 287 | T44 | 8,320.00 |
| 2000 | 74 | 77 | | | 151 | CUT | |
| 2001 | 71 | 69 | 73 | 71 | 284 | T54 | 7,910.00 |
| 2002 | 71 | 73 | 78 | 70 | 292 | T64 | 8,018.00 |
| 2004 | 67 | 73 | | | 140 | W/D | |
| 2005 | 70 | 70 | 69 | 69 | 278 | T28 | 33,250.00 |
| 2006 | 71 | 74 | | | 145 | CUT | |
| 2009 | 65 | 75 | | | 140 | CUT | |
| | | | | | | **Total** | **$481,867.54** |

**Elliott, John (74.50)**

| Year | 1st | 2nd | 3rd | 4th | Total | Finish | Money |
|---|---|---|---|---|---|---|---|
| 1993 | 75 | 77 | | | 152 | CUT | |
| 1996 | 74 | 75 | | | 149 | CUT | |
| 1999 | 76 | 70 | | | 146 | CUT | |
| | | | | | | **Total** | |

**Ellis, Danny (73.58)**

| Year | 1st | 2nd | 3rd | 4th | Total | Finish | Money |
|---|---|---|---|---|---|---|---|
| 2001 | 76 | 71 | | | 147 | CUT | |
| 2002 | 72 | 77 | | | 149 | CUT | |
| 2003 | 76 | 80 | | | 156 | CUT | |
| 2004 | 69 | 72 | 73 | 70 | 284 | T46 | $13,468.80 |
| 2006 | 69 | 78 | | | 147 | CUT | |
| | | | | | | **Total** | **$13,468.80** |

**Ellis, Jack (73.00)**

| Year | 1st | 2nd | 3rd | 4th | Total | Finish | Money |
|---|---|---|---|---|---|---|---|
| 1960 | 72 | 76 | 72 | 72 | 292 | T33 | |
| | | | | | | **Total** | |

**Ellis, Wes (71.83)**

| Year | 1st | 2nd | 3rd | 4th | Total | Finish | Money |
|---|---|---|---|---|---|---|---|
| 1966 | 75 | 72 | 73 | 72 | 292 | T56 | |
| 1967 | 73 | 67 | 74 | 74 | 288 | T57 | |
| 1968 | 70 | 74 | 69 | 69 | 282 | T34 | $773.43 |
| | | | | | | **Total** | **$773.43** |

**Ellsworth, Ken (72.75)**

| Year | 1st | 2nd | 3rd | 4th | Total | Finish | Money |
|---|---|---|---|---|---|---|---|
| 1971 | 73 | 69 | 74 | 75 | 291 | T69 | $271.00 |
| | | | | | | **Total** | **$271.00** |

**Ellsworth, Robert (79.25)**

| Year | 1st | 2nd | 3rd | 4th | Total | Finish | Money |
|---|---|---|---|---|---|---|---|
| 1959 | 81 | 76 | | | 157 | CUT | |
| 1960 | 81 | 79 | | | 160 | CUT | |
| | | | | | | **Total** | |

**Els, Ernie (69.52)**

| Year | 1st | 2nd | 3rd | 4th | Total | Finish | Money |
|---|---|---|---|---|---|---|---|
| 1997 | 69 | 69 | 67 | 74 | 279 | T9 | $49,400.00 |
| 2011 | 65 | 66 | 69 | 72 | 272 | T30 | 28,964.00 |
| 2013 | 71 | 68 | 70 | 65 | 274 | T20 | 57,416.67 |
| 2014 | 68 | 69 | 73 | 68 | 278 | T64 | 11,130.00 |
| 2015 | 67 | 70 | 75 | 73 | 285 | 68 | 11,016.00 |
| 2016 | 70 | 71 | | | 141 | CUT | |
| 2017 | 71 | | | | 71 | WD | |
| 2018 | 68 | 70 | | | 138 | CUT | |
| 2019 | | | | | | WD | |
| | | | | | | **Total** | **$157,926.67** |

**Endycott, Harrison (71.50)**

| Year | 1st | 2nd | 3rd | 4th | Total | Finish | Money |
|---|---|---|---|---|---|---|---|
| 2023 | 75 | 68 | | | 143 | CUT | |
| | | | | | | **Total** | **$14,900.00** |

**Engler, Jr., John (71.00)**

| Year | 1st | 2nd | 3rd | 4th | Total | Finish | Money |
|---|---|---|---|---|---|---|---|
| 2006 | 67 | 75 | 70 | 72 | 284 | T43 | $14,900.00 |
| | | | | | | **Total** | **$14,900.00** |

**English, Harris (67.85)**

| Year | 1st | 2nd | 3rd | 4th | Total | Finish | Money |
|---|---|---|---|---|---|---|---|
| 2012 | 66 | 64 | 68 | 70 | 268 | T10 | $124,800.00 |
| 2015 | 68 | 65 | 67 | 71 | 271 | T31 | 30,625.71 |
| 2016 | 71 | 66 | 68 | 68 | 273 | T46 | 14,976.00 |
| 2017 | 68 | 67 | 72 | 67 | 274 | T50 | 13,548.80 |
| 2018 | 66 | 65 | 67 | 68 | 266 | T11 | 112,000.00 |
| 2019 | 68 | 68 | 70 | 64 | 270 | T39 | 22,940.00 |
| 2020 | 64 | 67 | 68 | 69 | 268 | T23 | 64,320.00 |
| 2022 | 69 | 74 | | | 143 | CUT | |
| 2023 | 73 | 65 | 70 | 67 | 274 | T33 | 41,420.00 |
| | | | | | | **Total** | **$424,630.51** |

**Erickson, Bob (73.67)**

| Year | 1st | 2nd | 3rd | 4th | Total | Finish | Money |
|---|---|---|---|---|---|---|---|
| 1976 | 73 | 70 | 70 | 75 | 288 | T72 | |
| 1977 | 78 | 76 | | | 154 | CUT | |
| | | | | | | **Total** | |

**Ernst, Derek (69.25)**

| Year | 1st | 2nd | 3rd | 4th | Total | Finish | Money |
|---|---|---|---|---|---|---|---|
| 2013 | 73 | 72 | | | 145 | CUT | |
| 2014 | 68 | 69 | 69 | 67 | 273 | T38 | $21,730.00 |
| 2015 | 63 | 69 | 69 | 68 | 269 | T18 | 63,450.00 |
| 2016 | 72 | 72 | | | 144 | CUT | |
| | | | | | | **Total** | **$85,180.00** |

**Erskine, Randy (73.54)**

| Year | 1st | 2nd | 3rd | 4th | Total | Finish | Money |
|---|---|---|---|---|---|---|---|
| 1975 | 72 | 74 | 72 | 73 | 291 | T32 | $1,195.00 |
| 1976 | 74 | 70 | | | 144 | CUT | |
| 1977 | 75 | 70 | 75 | 72 | 292 | T57 | 499.50 |
| 1978 | 76 | 74 | | | 150 | CUT | |
| 1979 | 79 | | | | 79 | W/D | |
| | | | | | | **Total** | **$1,694.50** |

**Estes, Bob (70.00)**

| Year | 1st | 2nd | 3rd | 4th | Total | Finish | Money |
|---|---|---|---|---|---|---|---|
| 1991 | 73 | 73 | | | 146 | CUT | |
| 1992 | 70 | 73 | 72 | 73 | 288 | T48 | $3,107.14 |
| 1993 | 76 | 70 | 78 | 73 | 297 | T78 | 2,715.00 |
| 1997 | 69 | 71 | 72 | 73 | 285 | T37 | 8,740.00 |
| 1998 | 67 | 65 | 72 | 73 | 277 | 3 | 149,600.00 |
| 2000 | 68 | 72 | 73 | 70 | 283 | T13 | 58,000.00 |
| 2007 | 69 | 69 | 68 | 69 | 275 | T27 | 34,750.00 |
| 2008 | 71 | 66 | 67 | 66 | 270 | T30 | 32,427.50 |
| 2010 | 66 | 70 | 65 | 66 | 267 | T28 | 33,915.00 |
| 2011 | 72 | 69 | | | 141 | CUT | |
| 2012 | 70 | 71 | | | 141 | CUT | |
| 2013 | 67 | 66 | 68 | 69 | 270 | T8 | 153,700.00 |
| 2017 | 69 | 71 | | | 140 | CUT | |
| | | | | | | **Total** | **$476,954.64** |

**Estes, James (70.75)**

| Year | 1st | 2nd | 3rd | 4th | Total | Finish | Money |
|---|---|---|---|---|---|---|---|
| 1998 | 70 | 70 | 75 | 68 | 283 | T16 | $30,862.86 |
| | | | | | | **Total** | **$30,862.86** |

**Etulain, Julián (68.17)**

| Year | 1st | 2nd | 3rd | 4th | Total | Finish | Money |
|---|---|---|---|---|---|---|---|
| 2017 | 68 | 66 | 69 | 68 | 271 | T28 | $36,153.33 |
| 2019 | 69 | 69 | | | 138 | CUT | |
| | | | | | | **Total** | **$36,153.33** |

**Evans, Barry (76.00)**

| Year | 1st | 2nd | 3rd | 4th | Total | Finish | Money |
|---|---|---|---|---|---|---|---|
| 2003 | 77 | 75 | | | 152 | CUT | |
| | | | | | | **Total** | |

**Evans, Chick (74.50)**

| Year | 1st | 2nd | 3rd | 4th | Total | Finish | Money |
|---|---|---|---|---|---|---|---|
| 1968 | 72 | 77 | | | 149 | CUT | |
| | | | | | | **Total** | |

**Evans, Max (72.92)**

| Year | 1st | 2nd | 3rd | 4th | Total | Finish | Money |
|---|---|---|---|---|---|---|---|
| 1950 | 72 | 73 | 73 | 71 | 289 | T14 | $158.00 |
| 1951 | 74 | 74 | 72 | 77 | 297 | T27 | |
| 1952 | 74 | 71 | 71 | 73 | 289 | 23 | 70.00 |
| 1953 | 73 | 71 | 72 | 70 | 286 | T17 | 127.50 |
| 1954 | 72 | 77 | 79 | 76 | 304 | 52 | |
| 1955 | 70 | 73 | 71 | 71 | 285 | T16 | 190.00 |
| | | | | | | **Total** | **$545.50** |

**Evans, Tom (84.00)**

| Year | 1st | 2nd | 3rd | 4th | Total | Finish | Money |
|---|---|---|---|---|---|---|---|
| 1977 | 84 | | | | 84 | W/D | |
| | | | | | | **Total** | |

**Evans, Tony (74.83)**

| Year | 1st | 2nd | 3rd | 4th | Total | Finish | Money |
|---|---|---|---|---|---|---|---|
| 1965 | 73 | 75 | 75 | 76 | 299 | T68 | |
| 1967 | 73 | 77 | | | 150 | CUT | |
| | | | | | | **Total** | |

**Evatt, Spec (80.00)**

| Year | 1st | 2nd | 3rd | 4th | Total | Finish | Money |
|---|---|---|---|---|---|---|---|
| 1957 | 80 | 78 | | | 158 | CUT | |
| 1958 | 80 | 82 | | | 162 | CUT | |
| | | | | | | **Total** | |

**Every, Matt (69.04)**

| Year | 1st | 2nd | 3rd | 4th | Total | Finish | Money |
|---|---|---|---|---|---|---|---|
| 2012 | 65 | 66 | 68 | 70 | 269 | T14 | $88,400.00 |
| 2013 | 67 | 67 | 68 | 67 | 269 | T5 | 193,450.00 |
| 2015 | 73 | | | | 73 | W/D | |
| 2016 | 72 | 68 | | | 140 | CUT | |
| 2017 | 61 | 72 | 68 | 66 | 267 | 13 | 121,800.00 |
| 2018 | 68 | 77 | | | 145 | CUT | |
| 2020 | 68 | 67 | 70 | 70 | 275 | T59 | 14,144.00 |
| 2021 | 73 | 77 | | | 150 | CUT | |
| | | | | | | **Total** | **$417,794.00** |

**Ewing, Jack (71.33)**

| Year | 1st | 2nd | 3rd | 4th | Total | Finish | Money |
|---|---|---|---|---|---|---|---|
| 1973 | 70 | 73 | | | 143 | CUT | |
| 1974 | 72 | 65 | 75 | 73 | 285 | T50 | $517.78 |
| | | | | | | **Total** | **$517.78** |

**Ezinicki, Bill (77.00)**

| Year | 1st | 2nd | 3rd | 4th | Total | Finish | Money |
|---|---|---|---|---|---|---|---|
| 1967 | 75 | 79 | | | 154 | CUT | |
| | | | | | | **Total** | |

**Fabel, Brad (72.78)**

| Year | 1st | 2nd | 3rd | 4th | Total | Finish | Money |
|---|---|---|---|---|---|---|---|
| 1985 | 77 | 77 | | | 154 | CUT | |
| 1986 | 73 | 73 | | | 146 | CUT | |
| 1987 | 76 | 80 | | | 156 | CUT | |
| 1988 | 71 | 72 | 75 | 72 | 290 | T57 | $2,210.00 |
| 1989 | 77 | 74 | | | 151 | CUT | |
| 1990 | 77 | 71 | | | 148 | CUT | |
| 1991 | 72 | 71 | 69 | 71 | 283 | T25 | 7,891.66 |
| 1992 | 75 | 70 | | | 145 | CUT | |
| 1994 | 72 | 71 | 75 | 71 | 289 | T44 | 4,062.50 |
| 1996 | 71 | 72 | 68 | 77 | 288 | T48 | 4,432.50 |
| 1997 | 68 | 75 | 73 | 73 | 289 | T59 | 4,123.00 |
| 1998 | 71 | 75 | | | 146 | CUT | |
| 1999 | 73 | 69 | 70 | 69 | 281 | T17 | 35,186.67 |
| 2000 | 71 | 74 | | | 145 | CUT | |
| | | | | | | **Total** | $57,906.33 |

**Fabyan, Barry (76.50)**

| Year | 1st | 2nd | 3rd | 4th | Total | Finish | Money |
|---|---|---|---|---|---|---|---|
| 1988 | 76 | 77 | | | 153 | CUT | |
| | | | | | | **Total** | |

**Fairfield, Don (72.55)**

| Year | 1st | 2nd | 3rd | 4th | Total | Finish | Money |
|---|---|---|---|---|---|---|---|
| 1957 | 71 | 73 | 76 | 74 | 294 | T37 | |
| 1958 | 71 | 73 | 74 | 73 | 291 | T42 | |
| 1962 | 69 | 74 | 70 | 75 | 288 | T13 | $806.00 |
| 1963 | 70 | 67 | 76 | 73 | 286 | T28 | 365.00 |
| 1964 | 73 | 69 | 75 | 75 | 292 | T39 | 60.71 |
| | | | | | | **Total** | **$1,231.71** |

**Faldo, Nick (72.58)**

| Year | 1st | 2nd | 3rd | 4th | Total | Finish | Money |
|---|---|---|---|---|---|---|---|
| 1979 | 75 | 74 | 74 | 72 | 295 | T44 | $737.86 |
| 1981 | 72 | 73 | 68 | 69 | 282 | 3 | 20,400.00 |
| 1982 | 75 | 71 | 74 | 74 | 294 | T18 | 4,050.00 |
| 1983 | 71 | 71 | 71 | 70 | 283 | 6 | 14,400.00 |
| 1984 | 71 | 70 | 73 | 72 | 286 | T8 | 10,800.00 |
| 1985 | 73 | 73 | 70 | 73 | 289 | T10 | 9,200.00 |
| 1986 | 74 | 68 | 75 | 72 | 289 | T43 | 1,461.00 |
| 1987 | 72 | 75 | 75 | 75 | 297 | T54 | 1,350.00 |
| 1988 | 72 | 73 | 76 | 77 | 298 | 81 | 1,780.00 |
| | | | | | | **Total** | **$64,178.86** |

**Farina, Armand (75.25)**

| Year | 1st | 2nd | 3rd | 4th | Total | Finish | Money |
|---|---|---|---|---|---|---|---|
| 1945 | | | | | 301 | 18 | $66.00 |
| | | | | | | **Total** | **$66.00** |

**Farlow, Charles (73.98)**

| Year | 1st | 2nd | 3rd | 4th | Total | Finish | Money |
|---|---|---|---|---|---|---|---|
| 1940 | 152 | 67 | 73 | | 292 | 18 | $50.00 |
| 1947 | | | | | 296 | T20 | 70.00 |
| 1948 | 72 | 71 | 78 | 73 | 294 | T34 | |
| 1949 | 75 | 71 | 71 | 76 | 293 | T33 | |
| 1951 | 75 | 79 | 76 | 77 | 307 | T46 | |
| 1952 | 75 | 74 | 77 | 73 | 299 | T33 | |
| 1953 | 76 | 73 | 70 | 74 | 293 | T39 | |
| 1954 | 74 | 70 | 78 | 79 | 301 | T43 | |
| 1955 | 74 | 69 | 73 | 79 | 295 | T44 | |
| 1956 | 71 | 72 | 73 | 76 | 292 | T21 | 130.00 |
| 1957 | 76 | 68 | 73 | 70 | 287 | T18 | 207.50 |
| 1959 | 69 | 77 | 69 | 75 | 290 | T23 | 150.00 |
| 1960 | 73 | 77 | | | 150 | CUT | |
| 1961 | 77 | 74 | 77 | 77 | 305 | T53 | |
| 1962 | 73 | 76 | 75 | 75 | 299 | T52 | |
| 1965 | 74 | 75 | | | 149 | CUT | |
| | | | | | | **Total** | $607.50 |

**Farmer, Paul (71.50)**

| Year | 1st | 2nd | 3rd | 4th | Total | Finish | Money |
|---|---|---|---|---|---|---|---|
| 1960 | 71 | 69 | 75 | 71 | 286 | T14 | $510.00 |
| | | | | | | **Total** | **$510.00** |

**Farrell, Billy (73.04)**

| Year | 1st | 2nd | 3rd | 4th | Total | Finish | Money |
|---|---|---|---|---|---|---|---|
| 1962 | 73 | 76 | 74 | 77 | 300 | T57 | |
| 1963 | 70 | 76 | 76 | 76 | 298 | W/D | |
| 1965 | 74 | 78 | | | 152 | CUT | |
| 1966 | 72 | 70 | 74 | 68 | 284 | T21 | $953.57 |
| 1967 | 73 | 71 | 70 | 70 | 284 | T36 | 597.66 |
| 1968 | 71 | 73 | 66 | 70 | 280 | T24 | 1,141.25 |
| 1969 | 76 | | | | 76 | W/D | |
| 1970 | 75 | 77 | | | 152 | CUT | |
| | | | | | | **Total** | **$2,692.48** |

**Farrell, Karlow (82.60)**

| Year | 1st | 2nd | 3rd | 4th | Total | Finish | Money |
|---|---|---|---|---|---|---|---|
| 1957 | 79 | | | | 79 | W/D | |
| 1961 | 88 | 81 | 81 | 84 | 334 | 65 | |
| | | | | | | **Total** | |

**Fasth, Niclas (72.00)**

| Year | 1st | 2nd | 3rd | 4th | Total | Finish | Money |
|---|---|---|---|---|---|---|---|
| 1998 | 71 | 73 | | | 144 | CUT | |
| 2004 | 70 | 71 | 73 | 74 | 288 | T62 | $9,844.00 |
| | | | | | | **Total** | **$9,844.00** |

**Fathauer, Derek (70.78)**

| Year | 1st | 2nd | 3rd | 4th | Total | Finish | Money |
|---|---|---|---|---|---|---|---|
| 2009 | 69 | 73 | | | 142 | CUT | |
| 2015 | 70 | 69 | | | 139 | CUT | |
| 2016 | 65 | 73 | | | 138 | CUT | |
| 2017 | 72 | | | | 72 | W/D | |
| 2018 | 71 | 75 | | | 146 | CUT | |
| | | | | | | **Total** | |

**Faxon, Brad (71.18)**

| Year | 1st | 2nd | 3rd | 4th | Total | Finish | Money |
|---|---|---|---|---|---|---|---|
| 1984 | 72 | 73 | 71 | 71 | 287 | T13 | $7,500.00 |
| 1985 | 71 | 71 | 77 | 70 | 289 | T10 | 9,200.00 |
| 1986 | 72 | 73 | 73 | 75 | 293 | T65 | 1,035.00 |
| 1987 | 76 | 72 | 75 | 72 | 295 | T44 | 1,864.80 |
| 1988 | 73 | 72 | 74 | 74 | 293 | T71 | 1,950.00 |
| 1989 | 72 | 76 | 72 | 74 | 294 | T59 | 2,190.00 |
| 1990 | 79 | 71 | | | 150 | CUT | |
| 1991 | 71 | 67 | 74 | 69 | 281 | T17 | 17,500.00 |
| 1992 | 70 | 68 | 70 | 74 | 282 | T11 | 23,333.33 |
| 1993 | 73 | 75 | | | 148 | CUT | |
| 1994 | 68 | 73 | 73 | 70 | 284 | T15 | 22,500.00 |
| 1995 | 65 | 71 | 71 | 72 | 279 | T7 | 43,650.00 |
| 1997 | 67 | 70 | 65 | 72 | 274 | 2 | 205,200.00 |
| 1998 | 67 | 70 | 71 | 76 | 284 | T23 | 18,542.85 |
| 1999 | 71 | 70 | 70 | 69 | 280 | T13 | 48,750.00 |
| 2003 | 67 | 67 | 68 | 69 | 271 | 2 | 486,000.00 |
| 2004 | 68 | 70 | 71 | 73 | 282 | T27 | 31,970.00 |
| 2006 | 75 | 72 | | | 147 | CUT | |
| 2007 | 69 | 72 | | | 141 | CUT | |
| 2009 | 68 | 68 | 67 | 72 | 275 | T57 | 11,271.00 |
| 2010 | 68 | 70 | | | 138 | CUT | |
| | | | | | | **Total** | **$932,456.98** |

**Fazio, George (73.27)**

| Year | 1st | 2nd | 3rd | 4th | Total | Finish | Money |
|---|---|---|---|---|---|---|---|
| 1947 | | | | | 296 | T20 | $70.00 |
| 1948 | 69 | 71 | 74 | 76 | 290 | T16 | 132.00 |
| 1950 | 69 | 74 | 78 | | 221 | W/D | |
| 1954 | 77 | 71 | 73 | 71 | 292 | T17 | 76.66 |
| | | | | | | **Total** | **$278.66** |

**Feherty, David (73.13)**

| Year | 1st | 2nd | 3rd | 4th | Total | Finish | Money |
|---|---|---|---|---|---|---|---|
| 1994 | 70 | 74 | 71 | 75 | 290 | T56 | $3,330.00 |
| 1995 | 69 | 73 | 76 | 77 | 295 | 73 | 2,910.00 |
| | | | | | | **Total** | **$6,240.00** |

**Fehr, Rick (73.03)**

| Year | 1st | 2nd | 3rd | 4th | Total | Finish | Money |
|---|---|---|---|---|---|---|---|
| 1986 | 73 | 70 | 72 | 72 | 287 | T28 | $3,400.00 |
| 1987 | 75 | 75 | | | 150 | CUT | |
| 1988 | 69 | 68 | 77 | 78 | 292 | T66 | 2,040.00 |
| 1990 | 77 | 74 | | | 151 | CUT | |
| 1991 | 75 | 70 | | | 145 | CUT | |
| 1992 | 71 | 74 | | | 145 | CUT | |
| 1993 | 73 | 73 | 71 | 74 | 291 | T43 | 4,680.00 |
| 1995 | 75 | 74 | | | 149 | CUT | |
| 1996 | 73 | 72 | 68 | 72 | 285 | T23 | 13,507.50 |
| 1999 | 73 | 70 | 74 | 76 | 293 | T68 | 5,252.00 |
| 2000 | 68 | 76 | 76 | 75 | 295 | T71 | 5,850.00 |
| | | | | | | **Total** | **$34,729.50** |

**Felus, John (77.00)**

| Year | 1st | 2nd | 3rd | 4th | Total | Finish | Money |
|---|---|---|---|---|---|---|---|
| 1967 | 75 | 79 | | | 154 | CUT | |
| | | | | | | **Total** | |

**Fennell, Earl (72.75)**

| Year | 1st | 2nd | 3rd | 4th | Total | Finish | Money |
|---|---|---|---|---|---|---|---|
| 1971 | 72 | 73 | 74 | 72 | 291 | T69 | $271.00 |
| | | | | | | **Total** | **$271.00** |

**Ferentz, Pete (77.00)**

| Year | 1st | 2nd | 3rd | 4th | Total | Finish | Money |
|---|---|---|---|---|---|---|---|
| 1957 | 78 | 76 | | | 154 | CUT | |
| | | | | | | **Total** | |

**Ferenz, Jack (74.75)**

| Year | 1st | 2nd | 3rd | 4th | Total | Finish | Money |
|---|---|---|---|---|---|---|---|
| 1979 | 75 | 74 | 78 | 72 | 299 | T66 | $510.00 |
| | | | | | | **Total** | **$510.00** |

**Fergerson, Norman (93.00)**

| Year | 1st | 2nd | 3rd | 4th | Total | Finish | Money |
|---|---|---|---|---|---|---|---|
| 1959 | 97 | 89 | | | 186 | CUT | |
| | | | | | | **Total** | |

**Ferguson, Ben (72.50)**

| Year | 1st | 2nd | 3rd | 4th | Total | Finish | Money |
|---|---|---|---|---|---|---|---|
| 2001 | 73 | 72 | | | 145 | CUT | |
| | | | | | | **Total** | |

**Fergus, Keith (72.97)**

| Year | 1st | 2nd | 3rd | 4th | Total | Finish | Money |
|---|---|---|---|---|---|---|---|
| 1977 | 78 | 72 | | | 150 | CUT | |
| 1978 | 75 | 72 | 71 | 73 | 291 | T39 | $866.00 |
| 1979 | 68 | 79 | 75 | 72 | 294 | T39 | 1,025.00 |
| 1980 | 71 | 71 | 72 | 74 | 288 | T26 | 1,631.82 |
| 1982 | 66 | 73 | 77 | 79 | 295 | T22 | 2,785.00 |
| 1983 | 75 | 74 | | | 149 | CUT | |
| 1984 | 76 | 76 | | | 152 | CUT | |
| 1986 | 75 | 74 | | | 149 | CUT | |
| 1995 | 73 | 70 | 72 | 72 | 287 | T47 | 4,035.00 |
| 1996 | 70 | 67 | 71 | 76 | 284 | T16 | 25,251.42 |
| 1997 | 71 | 72 | 73 | 72 | 288 | T49 | 4,510.60 |
| | | | | | | **Total** | **$40,104.84** |

**Fernandez, Vicente (73.50)**

| Year | 1st | 2nd | 3rd | 4th | Total | Finish | Money |
|---|---|---|---|---|---|---|---|
| 1977 | 73 | 73 | 74 | 68 | 288 | T31 | $1,276.89 |
| 1978 | 72 | 72 | 76 | 80 | 300 | T70 | 378.00 |
| | | | | | | **Total** | **$1,654.89** |

**Fernandez-Castano, Gonzalo (69.00)**

| Year | 1st | 2nd | 3rd | 4th | Total | Finish | Money |
|---|---|---|---|---|---|---|---|
| 2014 | 71 | 69 | | | 140 | CUT | |
| 2015 | 66 | 69 | 67 | 70 | 272 | T38 | $23,220.00 |
| 2017 | 69 | 68 | 72 | | 209 | T75 | 10,788.00 |
| | | | | | | **Total** | **$34,008.00** |

**Ferree, Jim (73.20)**

| Year | 1st | 2nd | 3rd | 4th | Total | Finish | Money |
|---|---|---|---|---|---|---|---|
| 1956 | 78 | 71 | 71 | 74 | 294 | 29 | |
| 1957 | 72 | 67 | 76 | 74 | 289 | T28 | $110.00 |
| 1958 | 73 | 68 | 75 | 71 | 287 | T27 | 76.67 |
| 1959 | 73 | 71 | 77 | 77 | 298 | 44 | |
| 1960 | 74 | 71 | 77 | 70 | 292 | T33 | |
| 1961 | 74 | 70 | 73 | 73 | 290 | T13 | 650.00 |
| 1962 | 68 | 77 | 73 | 76 | 294 | T35 | 150.00 |
| 1963 | 79 | 67 | 71 | 73 | 290 | T42 | 100.00 |
| 1964 | 73 | 73 | 72 | 69 | 287 | T23 | 637.50 |
| 1965 | 78 | 76 | | | 154 | CUT | |
| 1967 | 72 | 72 | 73 | 75 | 292 | T67 | |
| 1977 | 78 | 76 | | | 154 | CUT | |
| | | | | | | **Total** | **$1,724.17** |

**Ferree, Purvis (77.13)**

| Year | 1st | 2nd | 3rd | 4th | Total | Finish | Money |
|---|---|---|---|---|---|---|---|
| 1952 | 79 | 77 | 79 | 80 | 315 | T56 | |
| 1953 | 74 | 78 | | | 152 | W/D | |
| 1954 | 78 | 78 | | | 156 | W/D | |
| 1955 | 73 | 76 | 79 | 76 | 304 | T61 | |
| 1956 | 79 | 71 | 77 | 73 | 300 | T44 | |
| 1958 | 72 | 77 | 80 | 74 | 303 | T68 | |
| 1959 | 79 | 81 | | | 160 | CUT | |
| 1961 | 83 | 78 | | | 161 | CUT | |
| | | | | | | **Total** | |

**Ferrell, Gene (72.75)**

| Year | 1st | 2nd | 3rd | 4th | Total | Finish | Money |
|---|---|---|---|---|---|---|---|
| 1969 | 70 | 77 | | | 147 | CUT | |
| 1970 | 70 | 74 | | | 144 | CUT | |
| | | | | | | **Total** | |

**Ferriell, James (73.25)**

| Year | 1st | 2nd | 3rd | 4th | Total | Finish | Money |
|---|---|---|---|---|---|---|---|
| 1973 | 69 | 71 | 78 | 75 | 293 | 72 | |
| | | | | | | **Total** | |

**Ferrier, Jim (71.56)**

| Year | 1st | 2nd | 3rd | 4th | Total | Finish | Money |
|---|---|---|---|---|---|---|---|
| 1946 | | | | | 282 | T4 | $550.00 |
| 1947 | | | | | 295 | T16 | 167.50 |
| 1948 | 74 | 68 | 70 | 72 | 284 | T5 | 650.00 |
| 1949 | 76 | 70 | 74 | 70 | 290 | T23 | |
| 1950 | 75 | 70 | 74 | 69 | 288 | T10 | 287.50 |
| 1951 | 71 | 74 | 72 | 67 | 284 | 2 | 1,400.00 |
| 1952 | 70 | 69 | 71 | 69 | 279 | T3 | 846.67 |
| 1953 | 71 | 73 | 72 | 75 | 291 | T32 | |
| 1954 | 73 | 70 | 71 | 72 | 286 | T5 | 650.00 |
| 1962 | 69 | 71 | 72 | 74 | 286 | T7 | 1,300.00 |
| 1963 | 74 | 70 | 74 | 67 | 285 | T24 | 455.00 |
| 1965 | 74 | 72 | 73 | 66 | 285 | T20 | 900.00 |
| 1970 | 76 | 73 | | | 149 | CUT | |
| | | | | | | **Total** | **$7,206.67** |

**Fetchick, Mike (72.21)**

| Year | 1st | 2nd | 3rd | 4th | Total | Finish | Money |
|---|---|---|---|---|---|---|---|
| 1954 | 76 | 72 | 75 | 72 | 295 | T27 | |
| 1955 | 68 | 73 | 72 | 69 | 282 | T9 | $415.00 |
| 1956 | 74 | 74 | 72 | 64 | 284 | T5 | 740.00 |
| 1957 | 74 | 70 | 68 | 70 | 282 | T6 | 775.00 |
| 1958 | 70 | 75 | 70 | 72 | 287 | T27 | 76.66 |
| 1959 | 66 | 67 | 72 | 79 | 284 | T8 | 650.00 |
| 1964 | 76 | 71 | 75 | 77 | 299 | 64 | |
| 1965 | 73 | 73 | 74 | 78 | 298 | 67 | |
| 1968 | 74 | 68 | 69 | 69 | 280 | T24 | 1,141.25 |
| 1969 | 76 | 71 | | | 147 | CUT | |
| 1971 | 75 | 71 | 75 | 74 | 295 | 78 | 271.00 |
| | | | | | | **Total** | **$4,068.91** |

**Few, Randy (77.00)**

| Year | 1st | 2nd | 3rd | 4th | Total | Finish | Money |
|---|---|---|---|---|---|---|---|
| 1989 | 76 | 78 | | | 154 | CUT | |
| | | | | | | **Total** | |

**Fezler, Forrest (72.13)**

| Year | 1st | 2nd | 3rd | 4th | Total | Finish | Money |
|---|---|---|---|---|---|---|---|
| 1972 | 71 | 71 | 71 | 73 | 286 | T64 | $347.83 |
| 1973 | 71 | 71 | 69 | 75 | 286 | T65 | 373.00 |
| 1974 | 70 | 67 | 69 | 68 | 274 | T7 | 6,499.76 |
| 1975 | 75 | 70 | 70 | 72 | 287 | T16 | 3,262.50 |
| 1977 | 74 | 74 | | | 148 | CUT | |
| 1978 | 68 | 76 | 74 | 71 | 289 | T31 | 1,455.00 |
| 1981 | 72 | 78 | | | 150 | CUT | |
| 1982 | 74 | 73 | | | 147 | CUT | |
| 1983 | 74 | 71 | 72 | 80 | 297 | T61 | 860.00 |
| | | | | | | **Total** | **$12,798.09** |

**Finsterwald, Dow (71.05)**

| Year | 1st | 2nd | 3rd | 4th | Total | Finish | Money |
|---|---|---|---|---|---|---|---|
| 1954 | 76 | 74 | 70 | 75 | 295 | T27 | |
| 1955 | 73 | 70 | 67 | 76 | 286 | T18 | $140.00 |
| 1958 | 70 | 69 | 68 | 70 | 277 | T2 | 1,080.00 |
| 1959 | 68 | 68 | 65 | 77 | 278 | 1 | 2,000.00 |
| 1960 | 67 | 67 | 70 | 68 | 272 | 2 | 1,900.00 |
| 1962 | 65 | 75 | 76 | 75 | 291 | T24 | 450.00 |
| 1963 | 76 | 69 | 69 | 70 | 284 | T22 | 545.00 |
| 1965 | 71 | 74 | 74 | 70 | 289 | T37 | 362.50 |
| 1966 | 74 | 69 | 71 | 70 | 284 | T21 | 953.58 |
| 1967 | 72 | 73 | 65 | 70 | 280 | T17 | 1,875.00 |
| 1968 | 73 | 70 | 73 | 70 | 286 | T55 | |
| 1969 | 73 | 70 | 69 | 68 | 280 | T16 | 2,400.00 |
| 1970 | 69 | 70 | 74 | 72 | 285 | T42 | 648.00 |
| 1971 | 76 | | | | 76 | W/D | |
| 1973 | 70 | 75 | | | 145 | CUT | |
| | | | | | | **Total** | **$12,354.08** |

**Fiori, Ed (73.02)**

| Year | 1st | 2nd | 3rd | 4th | Total | Finish | Money |
|---|---|---|---|---|---|---|---|
| 1978 | 74 | 74 | | | 148 | CUT | |
| 1979 | 75 | 79 | | | 154 | CUT | |
| 1980 | 71 | 71 | 72 | 74 | 288 | T26 | $1,631.82 |
| 1981 | 70 | 75 | 68 | 74 | 287 | T7 | 8,121.42 |
| 1982 | 73 | 76 | | | 149 | CUT | |
| 1983 | 75 | 78 | | | 153 | CUT | |
| 1984 | 73 | 75 | 75 | 72 | 295 | T56 | 888.00 |
| 1985 | 74 | 73 | 71 | 70 | 288 | T5 | 13,560.00 |
| 1988 | 69 | 75 | 70 | 73 | 287 | T36 | 4,506.86 |
| 1989 | 70 | 71 | 73 | 67 | 281 | 3 | 68,000.00 |
| 1990 | 71 | 71 | 75 | 71 | 288 | T19 | 12,409.09 |
| 1991 | 74 | 71 | | | 145 | CUT | |
| 1992 | 73 | 74 | | | 147 | CUT | |
| 1993 | 77 | 73 | | | 150 | CUT | |
| 1995 | 70 | 71 | 76 | 74 | 291 | T61 | 3,225.00 |
| 1996 | 74 | 72 | 72 | 78 | 296 | T77 | 3,330.00 |
| 2000 | 73 | 77 | | | 150 | CUT | |
| | | | | | | **Total** | **$115,672.19** |

**Fischer, Todd (70.73)**

| Year | 1st | 2nd | 3rd | 4th | Total | Finish | Money |
|---|---|---|---|---|---|---|---|
| 2003 | 70 | 73 | 69 | 71 | 283 | T49 | $10,822.50 |
| 2004 | 67 | 74 | 71 | 71 | 283 | T35 | 20,825.46 |
| 2005 | 71 | | | | 71 | DQ | |
| 2006 | 71 | 74 | | | 145 | CUT | |
| 2007 | 66 | 72 | 71 | 70 | 279 | T57 | 11,000.00 |
| | | | | | | **Total** | **$42,647.96** |

**Fisher, Ross (69.75)**

| Year | 1st | 2nd | 3rd | 4th | Total | Finish | Money |
|---|---|---|---|---|---|---|---|
| 2013 | 64 | 69 | 74 | 72 | 279 | T52 | $12,176.75 |
| | | | | | | **Total** | **$12,176.75** |

**Fitts, M.C. (74.00)**

| Year | 1st | 2nd | 3rd | 4th | Total | Finish | Money |
|---|---|---|---|---|---|---|---|
| 1967 | 74 | 69 | 75 | 78 | 296 | 70 | |
| | | | | | | **Total** | |

**Fitzhugh, Woody (76.00)**

| Year | 1st | 2nd | 3rd | 4th | Total | Finish | Money |
|---|---|---|---|---|---|---|---|
| 1980 | 74 | 78 | | | 152 | CUT | |
| | | | | | | **Total** | |

**Fitzpatrick, Matthew (67.50)**

| Year | 1st | 2nd | 3rd | 4th | Total | Finish | Money |
|---|---|---|---|---|---|---|---|
| 2018 | 70 | 67 | 65 | 68 | 270 | T36 | $28,260.00 |
| | | | | | | **Total** | **$28,260.00** |

**Fitzsimons, Pat (70.80)**

| Year | 1st | 2nd | 3rd | 4th | Total | Finish | Money |
|---|---|---|---|---|---|---|---|
| 1973 | 69 | 71 | 69 | 70 | 279 | T37 | $903.00 |
| 1977 | 75 | | | | 75 | W/D | |
| | | | | | | **Total** | **$903.00** |

**Flanagan, Nick (68.50)**

| Year | 1st | 2nd | 3rd | 4th | Total | Finish | Money |
|---|---|---|---|---|---|---|---|
| 2008 | 68 | 69 | 70 | 67 | 274 | T50 | $12,886.00 |
| | | | | | | **Total** | **$12,886.00** |

**Flannery, John (73.00)**

| Year | 1st | 2nd | 3rd | 4th | Total | Finish | Money |
|---|---|---|---|---|---|---|---|
| 1993 | 75 | 72 | 75 | 70 | 292 | T50 | $3,485.46 |
| 1994 | 72 | 74 | | | 146 | CUT | |
| | | | | | | **Total** | **$3,485.46** |

**Fleck, Jack (72.75)**

| Year | 1st | 2nd | 3rd | 4th | Total | Finish | Money |
|---|---|---|---|---|---|---|---|
| 1955 | 72 | 72 | 71 | 72 | 287 | T25 | $25.00 |
| 1968 | 78 | | | | 78 | W/D | |
| 1970 | 74 | 70 | | | 144 | CUT | |
| 1971 | 73 | | | | 73 | W/D | |
| | | | | | | **Total** | **$25.00** |

**Fleckman, Marty (74.06)**

| Year | 1st | 2nd | 3rd | 4th | Total | Finish | Money |
|---|---|---|---|---|---|---|---|
| 1968 | 71 | 74 | 72 | 72 | 289 | T61 | |
| 1969 | 73 | 70 | 72 | 72 | 287 | T59 | $266.67 |
| 1970 | 77 | 77 | | | 154 | CUT | |
| 1972 | 79 | | | | 79 | W/D | |
| 1976 | 76 | 74 | | | 150 | CUT | |
| 1979 | 73 | 70 | 75 | 73 | 291 | T18 | 2,937.50 |
| 1980 | 83 | | | | 83 | W/D | |
| | | | | | | **Total** | **$3,204.17** |

**Fleenor, Wiley (76.50)**

| Year | 1st | 2nd | 3rd | 4th | Total | Finish | Money |
|---|---|---|---|---|---|---|---|
| 1957 | 74 | 79 | | | 153 | CUT | |
| | | | | | | **Total** | |

**Fleetwood, Tommy (69.25)**

| Year | 1st | 2nd | 3rd | 4th | Total | Finish | Money |
|---|---|---|---|---|---|---|---|
| 2020 | 69 | 64 | 68 | 74 | 275 | T59 | $14,144.00 |
| 2021 | 66 | 68 | 72 | 73 | 279 | T65 | 13,504.00 |
| | | | | | | **Total** | **$27,648.00** |

**Fleisher, Bruce (73.00)**

| Year | 1st | 2nd | 3rd | 4th | Total | Finish | Money |
|---|---|---|---|---|---|---|---|
| 1973 | 70 | 78 | | | 148 | CUT | |
| 1974 | 69 | 68 | 68 | 67 | 272 | T4 | $9,694.50 |
| 1976 | 71 | 69 | 74 | 76 | 290 | T78 | |
| 1978 | 76 | 83 | | | 159 | CUT | |
| 1979 | 72 | 78 | | | 150 | CUT | |
| 1981 | 75 | 71 | 70 | 73 | 289 | T16 | 4,800.00 |
| 1982 | 76 | 72 | | | 148 | CUT | |
| 1984 | 72 | 78 | | | 150 | CUT | |
| 1992 | 69 | 74 | 73 | 72 | 288 | T48 | 3,107.15 |
| 1993 | 74 | 71 | 72 | 77 | 294 | T67 | 3,045.00 |
| 1994 | 75 | 71 | | | 146 | CUT | |
| 1998 | 74 | 74 | | | 148 | CUT | |
| | | | | | | **Total** | **$20,646.65** |

**Flesch, Steve (71.39)**

| Year | 1st | 2nd | 3rd | 4th | Total | Finish | Money |
|---|---|---|---|---|---|---|---|
| 1998 | 71 | 70 | 71 | 72 | 284 | T23 | $18,542.86 |
| 1999 | 74 | 74 | | | 148 | CUT | |
| 2002 | 73 | 72 | | | 145 | CUT | |
| 2005 | 72 | 73 | | | 145 | CUT | |
| 2006 | 69 | 69 | 69 | 68 | 275 | T3 | 290,000.00 |
| 2009 | 72 | | | | 72 | W/D | |
| 2010 | 73 | 71 | | | 144 | CUT | |
| 2011 | 73 | 69 | | | 142 | CUT | |
| 2014 | 73 | 73 | | | 146 | CUT | |
| 2015 | 71 | 70 | | | 141 | CUT | |
| | | | | | | **Total** | **$308,542.86** |

**Floan, Gary (76.00)**

| Year | 1st | 2nd | 3rd | 4th | Total | Finish | Money |
|---|---|---|---|---|---|---|---|
| 1963 | 73 | 73 | 77 | 76 | 299 | T64 | |
| 1965 | 83 | 74 | | | 157 | CUT | |
| | | | | | | **Total** | |

**Flores, Martin (68.64)**

| Year | 1st | 2nd | 3rd | 4th | Total | Finish | Money |
|---|---|---|---|---|---|---|---|
| 2010 | 71 | 69 | | | 140 | CUT | |
| 2012 | 71 | 69 | | | 140 | CUT | |
| 2013 | 67 | 72 | 71 | 63 | 273 | T16 | $82,150.00 |
| 2014 | 73 | 68 | | | 141 | CUT | |
| 2015 | 66 | 68 | 68 | 74 | 276 | T56 | 12,204.00 |
| 2017 | 64 | 70 | 68 | 63 | 265 | T7 | 180,766.67 |
| 2018 | 64 | 73 | 69 | 69 | 275 | 65 | 12,600.00 |
| | | | | | | **Total** | **$287,720.67** |

**Floyd, Raymond (71.82)**

| Year | 1st | 2nd | 3rd | 4th | Total | Finish | Money |
|---|---|---|---|---|---|---|---|
| 1965 | 75 | 79 | | | 154 | CUT | |
| 1966 | 74 | 72 | 75 | | 221 | W/D | |
| 1967 | 71 | 68 | 73 | | 212 | DQ | |
| 1968 | 75 | 72 | | | 147 | CUT | |
| 1969 | 70 | 69 | 74 | 71 | 284 | T45 | $416.00 |
| 1970 | 72 | 70 | 73 | 76 | 291 | 66 | 300.00 |
| 1971 | 72 | 74 | 70 | 69 | 285 | T48 | 366.04 |
| 1972 | 71 | 71 | 69 | 72 | 283 | T46 | 430.43 |
| 1973 | 71 | 74 | | | 155 | CUT | |
| 1974 | 66 | 68 | 70 | 67 | 271 | T2 | 20,380.50 |
| 1975 | 75 | 74 | | | 149 | W/D | |
| 1976 | 70 | 70 | 71 | 66 | 277 | T16 | 3,220.00 |
| 1977 | 73 | 71 | 70 | 72 | 286 | T20 | 2,266.00 |
| 1979 | 73 | 71 | 71 | 67 | 282 | 1 | 45,000.00 |
| 1980 | 70 | 69 | 72 | 73 | 284 | T7 | 7,531.25 |
| 1982 | 72 | 74 | 72 | 75 | 293 | T15 | 5,100.00 |
| 1984 | 72 | 74 | 75 | 67 | 288 | T17 | 5,234.29 |
| 1985 | 70 | 76 | 66 | 78 | 290 | T15 | 7,000.00 |
| 1988 | 72 | 73 | 71 | 72 | 288 | T43 | 3,045.00 |
| | | | | | | **Total** | **$100,289.51** |

**Floyd, Roger (84.75)**

| Year | 1st | 2nd | 3rd | 4th | Total | Finish | Money |
|---|---|---|---|---|---|---|---|
| 1980 | 82 | 88 | | | 170 | CUT | |
| 1983 | 87 | 82 | | | 169 | CUT | |
| | | | | | | **Total** | |

**Flynn, Norman (74.67)**

| Year | 1st | 2nd | 3rd | 4th | Total | Finish | Money |
|---|---|---|---|---|---|---|---|
| 1964 | 75 | 71 | 74 | 76 | 296 | T58 | |
| 1969 | 72 | 80 | | | 152 | CUT | |
| | | | | | | **Total** | |

**Foley, Kevin (69.00)**

| Year | 1st | 2nd | 3rd | 4th | Total | Finish | Money |
|---|---|---|---|---|---|---|---|
| 2014 | 69 | 68 | 67 | 72 | 276 | T51 | $12,472.66 |
| | | | | | | **Total** | **$12,472.66** |

**Folkes, Ken (72.83)**

| Year | 1st | 2nd | 3rd | 4th | Total | Finish | Money |
|---|---|---|---|---|---|---|---|
| 1966 | 75 | 72 | 69 | 71 | 287 | T40 | $418.75 |
| 1978 | 80 | 70 | | | 150 | CUT | |
| | | | | | | **Total** | **$418.75** |

**Forbis, Dave (82.00)**

| Year | 1st | 2nd | 3rd | 4th | Total | Finish | Money |
|---|---|---|---|---|---|---|---|
| 1962 | 82 | 82 | | | 164 | CUT | |
| | | | | | | **Total** | |

**Ford, Bobby (75.00)**

| Year | 1st | 2nd | 3rd | 4th | Total | Finish | Money |
|---|---|---|---|---|---|---|---|
| 1962 | 70 | 82 | 73 | | 225 | CUT | |
| | | | | | | **Total** | |

**Ford, Doug (72.08)**

| Year | 1st | 2nd | 3rd | 4th | Total | Finish | Money |
|---|---|---|---|---|---|---|---|
| 1949 | 71 | 70 | 78 | 72 | 291 | T27 | |
| 1950 | 71 | 73 | 71 | 74 | 289 | T14 | $158.00 |
| 1951 | 80 | 72 | 71 | 75 | 298 | T31 | |
| 1952 | 70 | 67 | 76 | 71 | 284 | T12 | 180.00 |
| 1953 | 70 | 66 | 69 | 70 | 275 | 3 | 1,000.00 |
| 1954 | 71 | 69 | 73 | 70 | 283 | 1 | 2,000.00 |
| 1955 | 69 | 71 | 72 | 73 | 285 | T16 | 190.00 |
| 1956 | 70 | 70 | 71 | 70 | 281 | 3 | 1,170.00 |
| 1957 | 68 | 71 | 67 | 76 | 282 | T6 | 775.00 |
| 1958 | 70 | 71 | 70 | 68 | 279 | T10 | 550.00 |
| 1959 | 69 | 71 | 74 | 70 | 284 | T8 | 650.00 |
| 1963 | 71 | 71 | 72 | 68 | 282 | T18 | 700.00 |
| 1964 | 71 | 76 | 72 | 70 | 289 | T30 | 412.50 |
| 1965 | 72 | 73 | 74 | 72 | 291 | T48 | 126.00 |
| 1966 | 71 | 75 | 68 | 72 | 286 | T35 | 550.00 |
| 1967 | 74 | 69 | 73 | 68 | 284 | T36 | 597.66 |
| 1968 | 71 | 76 | | | 147 | CUT | |
| 1969 | 72 | 73 | | | 145 | CUT | |
| 1970 | 77 | 73 | | | 150 | CUT | |
| 1971 | 77 | | | | 77 | W/D | |
| 1974 | 77 | | | | 77 | W/D | |
| 1975 | 76 | 74 | 74 | 76 | 300 | 69 | 350.00 |
| 1976 | 78 | 75 | | | 153 | CUT | |
| 1977 | 80 | 74 | | | 154 | CUT | |
| | | | | | | **Total** | **$9,409.16** |

**Ford, Mike (79.00)**

| Year | 1st | 2nd | 3rd | 4th | Total | Finish | Money |
|---|---|---|---|---|---|---|---|
| 1978 | 79 | 79 | | | 158 | CUT | |
| | | | | | | **Total** | |

**Forrest, Steve (79.00)**

| Year | 1st | 2nd | 3rd | 4th | Total | Finish | Money |
|---|---|---|---|---|---|---|---|
| 1973 | 76 | 82 | | | 158 | CUT | |
| | | | | | | **Total** | |

**Forsman, Dan (74.00)**

| Year | 1st | 2nd | 3rd | 4th | Total | Finish | Money |
|---|---|---|---|---|---|---|---|
| 1984 | 74 | 81 | | | 155 | CUT | |
| 1986 | 73 | | | | 73 | DQ | |
| 1987 | 72 | 75 | 73 | 76 | 296 | T49 | $1,480.80 |
| 1989 | 76 | 82 | | | 158 | CUT | |
| 1992 | 74 | 68 | 74 | 78 | 294 | T70 | 2,487.50 |
| 1996 | 74 | 71 | 68 | 73 | 286 | T35 | 8,130.00 |
| 2000 | 72 | 74 | | | 146 | CUT | |
| 2001 | 79 | 72 | | | 151 | CUT | |
| 2004 | 73 | 72 | | | 145 | CUT | |
| 2007 | 72 | 74 | | | 146 | CUT | |
| | | | | | | **Total** | **$12,098.30** |

**Fortner, Ernie (75.50)**

| Year | 1st | 2nd | 3rd | 4th | Total | Finish | Money |
|---|---|---|---|---|---|---|---|
| 1954 | 78 | 74 | 75 | 75 | 302 | T49 | |
| | | | | | | **Total** | |

**Fought, John (74.69)**

| Year | 1st | 2nd | 3rd | 4th | Total | Finish | Money |
|---|---|---|---|---|---|---|---|
| 1979 | 78 | 76 | | | 154 | CUT | |
| 1980 | 70 | 77 | 71 | 74 | 292 | T51 | $588.33 |
| 1981 | 71 | 74 | 73 | 75 | 293 | T35 | 1,324.50 |
| 1983 | 77 | 71 | 74 | 76 | 298 | T65 | 824.00 |
| 1985 | 75 | 83 | | | 158 | CUT | |
| | | | | | | **Total** | **$2,736.83** |

**Fowler, Rickie (69.13)**

| Year | 1st | 2nd | 3rd | 4th | Total | Finish | Money |
|---|---|---|---|---|---|---|---|
| 2016 | 67 | 67 | 68 | 68 | 270 | T22 | $45,665.45 |
| 2021 | 71 | 72 | | | 143 | CUT | |
| 2022 | 71 | 69 | | | 140 | CUT | |
| | | | | | | **Total** | **$45,665.45** |

**Fox, Jim (84.00)**

| Year | 1st | 2nd | 3rd | 4th | Total | Finish | Money |
|---|---|---|---|---|---|---|---|
| 1985 | 84 | | | | 84 | W/D | |
| | | | | | | **Total** | |

**Foy, Eddie (73.25)**

| Year | 1st | 2nd | 3rd | 4th | Total | Finish | Money |
|---|---|---|---|---|---|---|---|
| 1950 | 76 | 71 | 72 | 74 | 293 | T32 | |
| | | | | | | **Total** | |

**Franco, Carlos (71.36)**

| Year | 1st | 2nd | 3rd | 4th | Total | Finish | Money |
|---|---|---|---|---|---|---|---|
| 2002 | 70 | 74 | 68 | 74 | 286 | T38 | $15,960.00 |
| 2004 | 70 | 70 | 69 | 71 | 280 | T19 | 55,752.00 |
| 2006 | 74 | 74 | | | 148 | CUT | |
| 2008 | 71 | 71 | | | 142 | CUT | |
| 2010 | 72 | 71 | | | 143 | CUT | |
| | | | | | | **Total** | **$71,712.00** |

**Fraser, Howell (74.13)**

| Year | 1st | 2nd | 3rd | 4th | Total | Finish | Money |
|---|---|---|---|---|---|---|---|
| 1965 | 78 | 81 | | | 159 | CUT | |
| 1967 | 73 | 74 | | | 147 | CUT | |
| 1969 | 70 | 71 | 71 | 75 | 287 | T59 | $266.67 |
| | | | | | | **Total** | $266.67 |

**Fraustro, Oscar (67.50)**

| Year | 1st | 2nd | 3rd | 4th | Total | Finish | Money |
|---|---|---|---|---|---|---|---|
| 2015 | 65 | 68 | 69 | 68 | 270 | T26 | $39,960.00 |
| | | | | | | **Total** | **$39,960.00** |

**Frazar, Harrison (71.26)**

| Year | 1st | 2nd | 3rd | 4th | Total | Finish | Money |
|---|---|---|---|---|---|---|---|
| 1998 | 71 | 71 | 71 | 70 | 283 | T16 | $30,862.86 |
| 1999 | 74 | 73 | | | 147 | CUT | |
| 2002 | 70 | 73 | 80 | 72 | 295 | 68 | 7,752.00 |
| 2007 | 69 | 71 | | | 140 | CUT | |
| 2008 | 72 | 68 | | | 140 | CUT | |
| 2009 | 71 | 67 | 70 | | 208 | T78 | 9,282.00 |
| 2012 | 71 | 70 | | | 141 | CUT | |
| | | | | | | **Total** | $47,896.86 |

**Freeman, Cody (68.75)**

| Year | 1st | 2nd | 3rd | 4th | Total | Finish | Money |
|---|---|---|---|---|---|---|---|
| 2008 | 70 | 67 | 70 | 68 | 275 | T53 | $11,773.72 |
| | | | | | | **Total** | **$11,773.72** |

**Freeman, Jeff (79.00)**

| Year | 1st | 2nd | 3rd | 4th | Total | Finish | Money |
|---|---|---|---|---|---|---|---|
| 1991 | 79 | 79 | | | 158 | CUT | |
| | | | | | | **Total** | |

**Freeman, Ray (74.50)**

| Year | 1st | 2nd | 3rd | 4th | Total | Finish | Money |
|---|---|---|---|---|---|---|---|
| 1979 | 76 | 74 | | | 150 | CUT | |
| 1988 | 75 | 75 | | | 150 | CUT | |
| 1994 | 71 | 76 | | | 147 | CUT | |
| | | | | | | **Total** | |

**Freeman, Robin (73.77)**

| Year | 1st | 2nd | 3rd | 4th | Total | Finish | Money |
|---|---|---|---|---|---|---|---|
| 1989 | 74 | 78 | | | 152 | CUT | |
| 1992 | 77 | 73 | | | 150 | CUT | |
| 1993 | 78 | 70 | | | 148 | CUT | |
| 1994 | 77 | 74 | | | 151 | CUT | |
| 1995 | 75 | 74 | | | 149 | CUT | |
| 1996 | 72 | 74 | 70 | 76 | 292 | T67 | $3,618.00 |
| 1998 | 75 | 77 | | | 152 | CUT | |
| 1999 | 67 | 68 | 74 | 79 | 288 | T48 | 6,534.66 |
| 2000 | 70 | 72 | 75 | 76 | 293 | T62 | 6,390.00 |
| 2001 | 69 | 69 | 73 | 74 | 285 | T61 | 7,490.00 |
| 2002 | 71 | 82 | | | 153 | CUT | |
| | | | | | | **Total** | **$24,032.66** |

**French, Greg (79.00)**

| Year | 1st | 2nd | 3rd | 4th | Total | Finish | Money |
|---|---|---|---|---|---|---|---|
| 1980 | 77 | 81 | | | 158 | CUT | |
| | | | | | | **Total** | |

**Fretland, Bob (71.75)**

| Year | 1st | 2nd | 3rd | 4th | Total | Finish | Money |
|---|---|---|---|---|---|---|---|
| 1958 | 71 | 73 | 75 | 68 | 287 | T27 | $76.66 |
| | | | | | | **Total** | **$76.66** |

**Friebert, Steve (71.25)**

| Year | 1st | 2nd | 3rd | 4th | Total | Finish | Money |
|---|---|---|---|---|---|---|---|
| 1971 | 74 | 69 | 70 | 72 | 285 | T48 | $366.00 |
| | | | | | | **Total** | **$366.00** |

**Friend, Bob (74.25)**

| Year | 1st | 2nd | 3rd | 4th | Total | Finish | Money |
|---|---|---|---|---|---|---|---|
| 1992 | 76 | 74 | | | 150 | CUT | |
| 1998 | 71 | 74 | | | 145 | CUT | |
| 1999 | 72 | 74 | | | 146 | CUT | |
| 2000 | 78 | 75 | | | 153 | CUT | |
| | | | | | | **Total** | |

**Frillman, John (76.00)**

| Year | 1st | 2nd | 3rd | 4th | Total | Finish | Money |
|---|---|---|---|---|---|---|---|
| 1961 | 74 | 79 | 74 | 84 | 311 | 60 | |
| 1965 | 72 | 72 | 75 | 78 | 297 | T65 | |
| | | | | | | **Total** | |

**Fritsch, Brad (69.67)**

| Year | 1st | 2nd | 3rd | 4th | Total | Finish | Money |
|---|---|---|---|---|---|---|---|
| 2001 | 74 | 75 | | | 149 | CUT | |
| 2013 | 75 | 71 | | | 146 | CUT | |
| 2014 | 69 | 63 | 65 | 70 | 267 | T8 | $148,400.00 |
| 2017 | 67 | 66 | 70 | 71 | 274 | T50 | 13,548.80 |
| | | | | | | **Total** | **$161,948.80** |

**Frittelli, Dylan (69.10)**

| Year | 1st | 2nd | 3rd | 4th | Total | Finish | Money |
|---|---|---|---|---|---|---|---|
| 2019 | 71 | 68 | | | 139 | CUT | |
| 2020 | 69 | 65 | 66 | 67 | 267 | T20 | $78,400.00 |
| 2021 | 69 | 69 | | | 138 | CUT | |
| 2023 | 68 | 79 | | | 147 | CUT | |
| | | | | | | **Total** | **$78,400.00** |

**Frohwitter, John (86.00)**

| Year | 1st | 2nd | 3rd | 4th | Total | Finish | Money |
|---|---|---|---|---|---|---|---|
| 1958 | 86 | | | | 86 | W/D | |
| | | | | | | **Total** | |

**Frost, Charles (75.00)**

| Year | 1st | 2nd | 3rd | 4th | Total | Finish | Money |
|---|---|---|---|---|---|---|---|
| 2018 | 75 | 75 | | | 150 | CUT | |
| | | | | | | **Total** | |

**Frost, David (72.00)**

| Year | 1st | 2nd | 3rd | 4th | Total | Finish | Money |
|---|---|---|---|---|---|---|---|
| 1985 | 72 | 77 | 76 | 74 | 299 | T53 | $913.15 |
| 1986 | 69 | 72 | 68 | 72 | 281 | T6 | 15,125.00 |
| 1989 | 72 | 75 | 77 | 74 | 298 | T77 | 1,840.00 |
| 1990 | 73 | 75 | | | 148 | CUT | |
| 1992 | 70 | 74 | 65 | 74 | 283 | T20 | 13,035.71 |
| 1993 | 78 | 71 | | | 149 | CUT | |
| 1997 | 73 | 73 | | | 146 | CUT | |
| 1998 | 66 | 75 | 68 | 76 | 285 | T30 | 12,787.50 |
| 1999 | 71 | 68 | 72 | 72 | 283 | T25 | 19,846.67 |
| 2003 | 71 | 71 | 71 | 70 | 283 | T49 | 10,822.50 |
| 2004 | 70 | 66 | 71 | 74 | 281 | T24 | 42,320.00 |
| | | | | | | **Total** | **$116,690.53** |

**Fryatt, Edward (70.80)**

| Year | 1st | 2nd | 3rd | 4th | Total | Finish | Money |
|---|---|---|---|---|---|---|---|
| 2000 | 71 | 74 | | | 145 | CUT | |
| 2001 | 74 | 68 | 66 | 73 | 281 | T29 | $21,775.00 |
| 2002 | 71 | 69 | 72 | 70 | 282 | T14 | 64,600.00 |
| | | | | | | **Total** | **$86,375.00** |

**Fuhrer, Frank (78.50)**

| Year | 1st | 2nd | 3rd | 4th | Total | Finish | Money |
|---|---|---|---|---|---|---|---|
| 1984 | 80 | 77 | | | 157 | CUT | |
| | | | | | | **Total** | |

**Fuller, Dale (77.17)**

| Year | 1st | 2nd | 3rd | 4th | Total | Finish | Money |
|---|---|---|---|---|---|---|---|
| 1987 | 74 | 80 | | | 154 | CUT | |
| 1989 | 76 | 78 | | | 154 | CUT | |
| 1990 | 72 | 83 | | | 155 | CUT | |
| | | | | | | **Total** | |

**Funk, Fred (71.75)**

| Year | 1st | 2nd | 3rd | 4th | Total | Finish | Money |
|---|---|---|---|---|---|---|---|
| 1989 | 77 | 71 | 73 | 77 | 298 | T77 | $1,840.00 |
| 1990 | 72 | 75 | 75 | 69 | 291 | T39 | 5,125.00 |
| 1991 | 74 | 71 | | | 145 | CUT | |
| 1994 | 75 | 71 | | | 146 | CUT | |
| 1997 | 69 | 69 | 72 | 71 | 281 | T14 | 32,300.00 |
| 1998 | 72 | 69 | 67 | 72 | 280 | T6 | 76,450.00 |
| 1999 | 68 | 72 | 72 | 72 | 284 | T31 | 15,080.00 |
| 2000 | 74 | 73 | | | 147 | CUT | |
| 2001 | 70 | 70 | 70 | 74 | 284 | T54 | 7,910.00 |
| 2002 | 74 | 73 | | | 147 | CUT | |
| 2003 | 70 | 72 | 72 | 71 | 285 | T61 | 9,495.00 |
| 2004 | 69 | 71 | 69 | 73 | 282 | T27 | 31,970.00 |
| | | | | | | **Total** | **$180,170.00** |

**Funseth, Rod (71.41)**

| Year | 1st | 2nd | 3rd | 4th | Total | Finish | Money |
|---|---|---|---|---|---|---|---|
| 1956 | 77 | 72 | 76 | 68 | 293 | T26 | |
| 1963 | 72 | 71 | 76 | 76 | 295 | T54 | |
| 1964 | 69 | 74 | 72 | 73 | 288 | T25 | $540.00 |
| 1965 | 73 | 72 | 70 | 70 | 285 | T20 | 900.00 |
| 1967 | 74 | 70 | 71 | 69 | 284 | T36 | 597.66 |
| 1968 | 69 | 74 | 68 | 73 | 284 | T49 | 288.75 |
| 1969 | 67 | 69 | 72 | 73 | 281 | T19 | 1,920.00 |
| 1970 | 68 | 75 | 68 | 70 | 281 | T25 | 1,386.00 |
| 1971 | 73 | 66 | 65 | 71 | 275 | T2 | 17,575.00 |
| 1972 | 70 | 66 | 73 | 72 | 281 | T35 | 965.00 |
| 1973 | 65 | 69 | 68 | 70 | 272 | T7 | 6,195.00 |
| 1975 | 76 | 72 | 70 | 69 | 287 | T16 | 3,262.50 |
| 1976 | 69 | 72 | 71 | 69 | 281 | T40 | 851.00 |
| 1977 | 81 | 72 | | | 153 | CUT | |
| 1978 | 76 | 72 | | | 148 | CUT | |
| 1979 | 80 | | | | 80 | W/D | |
| 1980 | 72 | 73 | 73 | 70 | 288 | T26 | 1,631.82 |
| | | | | | | **Total** | **$36,112.73** |

**Furgol, Ed (72.70)**

| Year | 1st | 2nd | 3rd | 4th | Total | Finish | Money |
|---|---|---|---|---|---|---|---|
| 1947 | | | | | 291 | T5 | $750.00 |
| 1948 | 74 | 72 | 75 | 70 | 291 | T21 | |
| 1949 | 74 | 70 | 74 | 72 | 290 | T23 | |
| 1950 | 73 | 73 | 71 | 74 | 291 | T22 | |
| 1951 | 76 | 72 | 75 | 73 | 296 | T24 | |
| 1955 | 66 | 70 | 72 | 74 | 282 | T9 | 415.00 |
| 1958 | 73 | 66 | 78 | 77 | 294 | T50 | |
| 1959 | 73 | 68 | 75 | 78 | 294 | T34 | |
| 1965 | 77 | 69 | 72 | 69 | 287 | T31 | 575.00 |
| 1967 | 74 | 74 | | | 148 | CUT | |
| 1971 | 72 | 72 | 74 | 74 | 292 | T72 | 271.00 |
| 1973 | 79 | 74 | | | 153 | CUT | |
| 1976 | 72 | 79 | | | 151 | CUT | |
| | | | | | | **Total** | **$2,011.00** |

**Furgol, Marty (71.33)**

| Year | 1st | 2nd | 3rd | 4th | Total | Finish | Money |
|---|---|---|---|---|---|---|---|
| 1948 | 69 | 72 | 70 | 77 | 288 | T12 | $240.00 |
| 1949 | 73 | 72 | 72 | 75 | 292 | T29 | |
| 1951 | 68 | 76 | 72 | 72 | 288 | 7 | 520.00 |
| 1952 | 69 | 73 | 69 | 73 | 284 | T12 | 180.00 |
| 1953 | 74 | 71 | 68 | 71 | 284 | T13 | 255.00 |
| 1954 | 72 | 74 | 67 | 70 | 283 | 2 | 1,400.00 |
| 1955 | 69 | 73 | 68 | 68 | 278 | T7 | 595.00 |
| 1957 | 69 | 70 | 76 | 70 | 285 | T13 | 400.00 |
| 1958 | 70 | 71 | 72 | 73 | 286 | T24 | 150.00 |
| | | | | | | **Total** | **$3,740.00** |

**Furyk, Jim (69.66)**

| Year | 1st | 2nd | 3rd | 4th | Total | Finish | Money |
|---|---|---|---|---|---|---|---|
| 1994 | 70 | 73 | 73 | 73 | 289 | T44 | $4,062.50 |
| 1995 | 69 | 73 | 70 | 76 | 288 | T51 | 3,577.50 |
| 1996 | 73 | 68 | 67 | 73 | 281 | T7 | 56,100.00 |
| 1997 | 70 | 72 | 68 | 71 | 281 | T14 | 32,300.00 |
| 1998 | 70 | 67 | 73 | 72 | 282 | T11 | 46,640.00 |
| 1999 | 67 | 63 | 68 | 69 | 267 | 2 | 280,800.00 |
| 2000 | 70 | 74 | 71 | 74 | 289 | T42 | 10,800.00 |
| 2001 | 69 | 72 | 66 | 69 | 276 | T9 | 94,500.00 |
| 2002 | 69 | 72 | 71 | 72 | 284 | T23 | 32,028.57 |
| 2003 | 69 | 69 | 74 | 70 | 282 | T46 | 13,110.00 |
| 2004 | 70 | 75 | | | 145 | CUT | |
| 2011 | 65 | 67 | 69 | 67 | 268 | T9 | 140,400.00 |
| 2016 | 66 | 64 | 67 | 70 | 267 | T10 | 134,400.00 |
| 2018 | 65 | 68 | 67 | 63 | 263 | T4 | 264,000.00 |
| 2020 | 72 | 67 | | | 139 | CUT | |
| | | | | | | **Total** | **$1,112,718.57** |

**Gage, Bobby (75.00)**

| Year | 1st | 2nd | 3rd | 4th | Total | Finish | Money |
|---|---|---|---|---|---|---|---|
| 1998 | 72 | 78 | | | 150 | CUT | |
| | | | | | | **Total** | |

**Gainey, Tommy (69.31)**

| Year | 1st | 2nd | 3rd | 4th | Total | Finish | Money |
|---|---|---|---|---|---|---|---|
| 2008 | 70 | 71 | | | 141 | CUT | |
| 2009 | 72 | 66 | 69 | | 207 | T71 | $9,792.00 |
| 2011 | 63 | 65 | 69 | 69 | 266 | 3 | 353,600.00 |
| 2012 | 66 | 67 | 68 | 75 | 276 | T50 | 12,542.40 |
| 2013 | 68 | 69 | 73 | 69 | 279 | T52 | 12,176.75 |
| 2014 | 66 | 72 | 67 | 74 | 279 | T67 | 10,812.00 |
| 2017 | 68 | 71 | | | 139 | CUT | |
| 2018 | 67 | 74 | | | 141 | CUT | |
| 2022 | 73 | 68 | | | 141 | CUT | |
| 2023 | 69 | 72 | | | 141 | CUT | |
| | | | | | | **Total** | **$398,923.15** |

**Gajda, Bob (73.13)**

| Year | 1st | 2nd | 3rd | 4th | Total | Finish | Money |
|---|---|---|---|---|---|---|---|
| 1950 | 73 | 72 | 76 | 72 | 293 | T32 | |
| 1952 | 74 | 70 | 73 | 75 | 292 | T29 | |
| 1964 | 71 | 71 | 73 | 71 | 286 | T13 | $845.00 |
| 1965 | 75 | 76 | | | 151 | CUT | |
| 1967 | 73 | 75 | | | 148 | CUT | |
| | | | | | | **Total** | **$845.00** |

**Galbraith, Sandy (74.75)**

| Year | 1st | 2nd | 3rd | 4th | Total | Finish | Money |
|---|---|---|---|---|---|---|---|
| 1976 | 75 | 73 | | | 148 | CUT | |
| 1977 | 76 | 75 | | | 151 | CUT | |
| | | | | | | **Total** | |

**Gallacher, Stephen (73.50)**

| Year | 1st | 2nd | 3rd | 4th | Total | Finish | Money |
|---|---|---|---|---|---|---|---|
| 2014 | 71 | 76 | | | 147 | CUT | |
| | | | | | | **Total** | |

**Gallagher, Jeff (72.55)**

| Year | 1st | 2nd | 3rd | 4th | Total | Finish | Money |
|---|---|---|---|---|---|---|---|
| 1996 | 74 | 76 | | | 150 | CUT | |
| 1998 | 74 | 69 | 73 | 74 | 290 | T62 | $4,664.00 |
| 1999 | 70 | 71 | 71 | 72 | 284 | T31 | 15,080.00 |
| 2000 | 71 | 69 | 73 | 74 | 287 | T28 | 19,950.00 |
| 2001 | 78 | 76 | | | 154 | CUT | |
| 2002 | 75 | 73 | | | 148 | CUT | |
| 2003 | 73 | 70 | 67 | 73 | 283 | T49 | 10,822.50 |
| | | | | | | **Total** | **$50,516.50** |

**Gallagher, Jr., Jim (72.40)**

| Year | 1st | 2nd | 3rd | 4th | Total | Finish | Money |
|---|---|---|---|---|---|---|---|
| 1986 | 73 | 73 | | | 146 | CUT | |
| 1987 | 74 | 74 | 75 | 77 | 300 | T66 | $1,224.00 |
| 1989 | 75 | 72 | 72 | 72 | 291 | T36 | 4,608.34 |
| 1990 | 70 | 70 | 74 | 73 | 287 | T10 | 25,138.89 |
| 1991 | 71 | 71 | 70 | 73 | 285 | T45 | 3,575.00 |
| 1992 | 71 | 69 | 73 | 72 | 285 | T30 | 7,594.17 |
| 1993 | 74 | 73 | 76 | 68 | 291 | T43 | 4,680.00 |
| 1994 | 69 | 77 | | | 146 | CUT | |
| 1995 | 69 | 70 | 69 | 66 | 274 | 1 | 270,000.00 |
| 1996 | 73 | 75 | | | 148 | CUT | |
| 1997 | 72 | 72 | | | 144 | CUT | |
| 1998 | 74 | 73 | | | 147 | CUT | |
| 1999 | 74 | 73 | | | 147 | CUT | |
| 2000 | 72 | 74 | | | 146 | CUT | |
| 2001 | 73 | 79 | | | 152 | CUT | |
| 2002 | 67 | 73 | 70 | 69 | 279 | T5 | 144,400.00 |
| 2003 | 72 | 70 | 76 | 73 | 291 | T81 | 7,965.00 |
| 2004 | 71 | 75 | | | 146 | CUT | |
| 2005 | 71 | 77 | | | 148 | CUT | |
| 2007 | 69 | 70 | 71 | 81 | 291 | 85 | 8,500.00 |
| | | | | | | **Total** | **$477,685.40** |

**Gallerman, Michael (72.00)**

| Year | 1st | 2nd | 3rd | 4th | Total | Finish | Money |
|---|---|---|---|---|---|---|---|
| 2020 | 69 | 75 | | | 144 | CUT | |
| | | | | | | **Total** | |

**Galloway, Bill (74.00)**

| Year | 1st | 2nd | 3rd | 4th | Total | Finish | Money |
|---|---|---|---|---|---|---|---|
| 1978 | 75 | 73 | | | 148 | CUT | |
| | | | | | | **Total** | |

**Gallowgay, Bob (75.43)**

| Year | 1st | 2nd | 3rd | 4th | Total | Finish | Money |
|---|---|---|---|---|---|---|---|
| 1962 | 76 | 77 | | | 153 | CUT | |
| 1973 | 70 | 75 | | | 145 | CUT | |
| 1976 | 77 | | | | 77 | W/D | |
| 1977 | 78 | 75 | | | 153 | CUT | |
| | | | | | | **Total** | |

**Gamez, Robert (71.41)**

| Year | 1st | 2nd | 3rd | 4th | Total | Finish | Money |
|---|---|---|---|---|---|---|---|
| 1990 | 70 | 73 | 72 | 73 | 288 | T19 | $12,409.09 |
| 1991 | 74 | 66 | 69 | 74 | 283 | T25 | 7,891.66 |
| 1992 | 67 | 72 | 74 | 72 | 285 | T30 | 7,594.17 |
| 1993 | 74 | 72 | 71 | 72 | 289 | T33 | 7,925.00 |
| 1994 | 70 | 74 | 71 | 73 | 288 | T37 | 6,450.00 |
| 1995 | 69 | 72 | 70 | 71 | 282 | T19 | 17,550.00 |
| 1996 | 77 | 75 | | | 152 | CUT | |
| 1997 | 74 | 72 | | | 146 | CUT | |
| 1998 | 71 | 72 | 71 | 76 | 290 | T62 | 4,664.00 |
| 1999 | 71 | 73 | | | 144 | CUT | |
| 2000 | 70 | 72 | 78 | 74 | 294 | T66 | 6,120.00 |
| 2001 | 74 | 73 | | | 147 | CUT | |
| 2002 | 67 | 67 | 73 | 73 | 280 | T7 | 118,433.33 |
| 2003 | 71 | 70 | 67 | 69 | 277 | T16 | 74,250.00 |
| 2004 | 71 | 73 | | | 144 | CUT | |
| 2005 | 72 | 69 | 63 | 74 | 278 | T28 | 33,250.00 |
| 2006 | 66 | 74 | 69 | 72 | 281 | T28 | 35,500.00 |
| 2007 | 69 | 72 | | | 141 | CUT | |
| 2008 | 71 | 68 | | | 139 | CUT | |
| 2010 | 72 | 70 | | | 142 | CUT | |
| | | | | | | **Total** | **$332,037.25** |

**Gangluff, Stephen (72.00)**

| Year | 1st | 2nd | 3rd | 4th | Total | Finish | Money |
|---|---|---|---|---|---|---|---|
| 2001 | 71 | 70 | 72 | 69 | 282 | T36 | $14,365.91 |
| 2002 | 71 | 73 | 70 | 78 | 292 | T64 | 8,018.00 |
| 2012 | 72 | 74 | | | 146 | CUT | |
| | | | | | | **Total** | **$22,383.91** |

**Gantz, Ivan (76.11)**

| Year | 1st | 2nd | 3rd | 4th | Total | Finish | Money |
|---|---|---|---|---|---|---|---|
| 1954 | 75 | 79 | | | 154 | CUT | |
| 1955 | 75 | 74 | 74 | 78 | 301 | 57 | |
| 1956 | 76 | 74 | 80 | | 230 | W/D | |
| | | | | | | **Total** | |

**Gantz, Jim (75.75)**

| Year | 1st | 2nd | 3rd | 4th | Total | Finish | Money |
|---|---|---|---|---|---|---|---|
| 1949 | 74 | 75 | 79 | 82 | 310 | 42 | |
| 1951 | 78 | 75 | 76 | 77 | 306 | T43 | |
| 1952 | 72 | 70 | 72 | 79 | 293 | 31 | |
| | | | | | | **Total** | |

**Garber, Joey (70.50)**

| Year | 1st | 2nd | 3rd | 4th | Total | Finish | Money |
|---|---|---|---|---|---|---|---|
| 2016 | 73 | 71 | | | 144 | CUT | |
| 2019 | 70 | 68 | | | 138 | CUT | |
| | | | | | | **Total** | |

**Garcia, Sergio (67.58)**

| Year | 1st | 2nd | 3rd | 4th | Total | Finish | Money |
|---|---|---|---|---|---|---|---|
| 2005 | 69 | 69 | 66 | 71 | 275 | T13 | $93,750.00 |
| 2009 | 67 | 64 | 64 | 70 | 265 | 4 | 244,800.00 |
| 2012 | 67 | 63 | 66 | 66 | 262 | 1 | 936,000.00 |
| 2013 | 65 | 70 | 70 | 71 | 276 | T29 | 32,263.75 |
| 2018 | 66 | 65 | 67 | 70 | 268 | T24 | 45,400.00 |
| 2020 | 67 | 70 | 72 | 67 | 276 | T66 | 13,504.00 |
| | | | | | | **Total** | **$1,365,717.75** |

**Gardiner, Scott (69.83)**

| Year | 1st | 2nd | 3rd | 4th | Total | Finish | Money |
|---|---|---|---|---|---|---|---|
| 2013 | 67 | 72 | 67 | 73 | 279 | T52 | $12,176.75 |
| 2015 | 68 | 72 | | | 140 | CUT | |
| | | | | | | **Total** | **$12,176.75** |

**Gardner, Buddy (73.63)**

| Year | 1st | 2nd | 3rd | 4th | Total | Finish | Money |
|---|---|---|---|---|---|---|---|
| 1979 | 78 | 77 | | | 155 | CUT | |
| 1980 | 76 | 78 | | | 154 | CUT | |
| 1981 | 74 | | | | 74 | W/D | |
| 1982 | 74 | 71 | 79 | 77 | 301 | T57 | $666.00 |
| 1983 | 73 | 67 | 75 | 74 | 289 | T19 | 4,208.89 |
| 1984 | 69 | 73 | 70 | 73 | 285 | T3 | 18,040.00 |
| 1985 | 71 | 74 | 71 | 77 | 293 | T22 | 3,713.34 |
| 1986 | 70 | 69 | 74 | 73 | 286 | T24 | 4,262.50 |
| 1987 | 78 | 72 | | | 150 | CUT | |
| 1988 | 69 | 70 | 76 | 74 | 289 | T51 | 2,353.33 |
| 1989 | 77 | 73 | | | 150 | CUT | |
| 1990 | 76 | 73 | | | 149 | CUT | |
| 1991 | 75 | 70 | | | 145 | CUT | |
| 1992 | 72 | 74 | | | 146 | CUT | |
| 1993 | 75 | 77 | | | 152 | CUT | |
| 1994 | 74 | 74 | | | 148 | CUT | |
| | | | | | | **Total** | **$33,244.06** |

**Garlena, Charles (79.00)**

| Year | 1st | 2nd | 3rd | 4th | Total | Finish | Money |
|---|---|---|---|---|---|---|---|
| 1962 | 76 | 82 | | | 158 | CUT | |
| | | | | | | **Total** | |

**Garner, Tom (74.67)**

| Year | 1st | 2nd | 3rd | 4th | Total | Finish | Money |
|---|---|---|---|---|---|---|---|
| 1987 | 75 | 74 | 78 | 73 | 300 | T66 | $1,224.00 |
| 1994 | 75 | 73 | | | 148 | CUT | |
| | | | | | | **Total** | **$1,224.00** |

**Garnett, Brice (68.39)**

| Year | 1st | 2nd | 3rd | 4th | Total | Finish | Money |
|---|---|---|---|---|---|---|---|
| 2014 | 71 | 67 | 68 | 66 | 272 | T32 | $29,326.67 |
| 2015 | 74 | 70 | | | 144 | CUT | |
| 2016 | 69 | 68 | 67 | 65 | 269 | T20 | 70,000.00 |
| 2018 | 65 | 68 | 69 | 65 | 267 | T20 | 69,900.00 |
| 2019 | 64 | 64 | 66 | 70 | 264 | T6 | 181,128.57 |
| 2020 | 69 | 72 | | | 141 | CUT | |
| 2021 | 69 | 68 | 68 | 69 | 274 | T51 | 15,584.00 |
| 2022 | 67 | 74 | | | 141 | CUT | |
| 2023 | 71 | 72 | | | 143 | CUT | |
| | | | | | | **Total** | **$365,939.24** |

**Garrett, Bill (73.20)**

| Year | 1st | 2nd | 3rd | 4th | Total | Finish | Money |
|---|---|---|---|---|---|---|---|
| 1965 | 76 | 73 | | | 149 | CUT | |
| 1969 | 73 | 68 | 69 | 74 | 284 | T45 | $416.00 |
| 1976 | 71 | 73 | | | 144 | CUT | |
| 1977 | 78 | 77 | | | 155 | CUT | |
| | | | | | | **Total** | **$416.00** |

**Garrett, Frank (80.00)**

| Year | 1st | 2nd | 3rd | 4th | Total | Finish | Money |
|---|---|---|---|---|---|---|---|
| 1961 | 82 | 81 | 77 | | 240 | W/D | |
| | | | | | | **Total** | |

**Garrett, Jack (73.25)**

| Year | 1st | 2nd | 3rd | 4th | Total | Finish | Money |
|---|---|---|---|---|---|---|---|
| 1949 | 73 | 75 | 71 | 74 | 293 | T33 | |
| | | | | | | **Total** | |

**Garrett, Wright (74.50)**

| Year | 1st | 2nd | 3rd | 4th | Total | Finish | Money |
|---|---|---|---|---|---|---|---|
| 1967 | 74 | 75 | | | 149 | CUT | |
| | | | | | | **Total** | |

**Garrigus, Robert (69.19)**

| Year | 1st | 2nd | 3rd | 4th | Total | Finish | Money |
|---|---|---|---|---|---|---|---|
| 2006 | 74 | 70 | | | 144 | CUT | |
| 2007 | 69 | 69 | 73 | 70 | 281 | T67 | $10,000.00 |
| 2008 | 66 | 66 | 71 | 67 | 270 | T30 | 32,427.50 |
| 2009 | 68 | 67 | 69 | 69 | 273 | T44 | 14,218.80 |
| 2010 | 69 | 66 | 71 | 70 | 276 | T75 | 9,639.00 |
| 2013 | 65 | 69 | 68 | 69 | 271 | T11 | 116,600.00 |
| 2014 | 68 | 68 | 72 | 67 | 275 | T47 | 14,257.00 |
| 2015 | 71 | 70 | | | 141 | CUT | |
| 2016 | 67 | 67 | 69 | 67 | 270 | T22 | 45,665.46 |
| 2018 | 71 | 70 | | | 141 | CUT | |
| 2022 | 72 | 77 | | | 149 | CUT | |
| | | | | | | **Total** | **$242,807.76** |

**Garrity, Tom (81.00)**

| Year | 1st | 2nd | 3rd | 4th | Total | Finish | Money |
|---|---|---|---|---|---|---|---|
| 1961 | 86 | 76 | | | 162 | CUT | |
| | | | | | | **Total** | |

**Gates, Bobby (69.63)**

| Year | 1st | 2nd | 3rd | 4th | Total | Finish | Money |
|---|---|---|---|---|---|---|---|
| 2011 | 70 | 74 | | | 144 | CUT | |
| 2012 | 69 | 67 | 65 | 69 | 270 | T19 | $67,600.00 |
| 2013 | 72 | 71 | | | 143 | CUT | |
| | | | | | | **Total** | **$67,600.00** |

**Gauntt, Jim (72.50)**

| Year | 1st | 2nd | 3rd | 4th | Total | Finish | Money |
|---|---|---|---|---|---|---|---|
| 1945 | | | | | 290 | 8 | $306.00 |
| | | | | | | **Total** | **$306.00** |

**Gay, Brian (70.11)**

| Year | 1st | 2nd | 3rd | 4th | Total | Finish | Money |
|---|---|---|---|---|---|---|---|
| 1999 | 78 | 72 | | | 150 | CUT | |
| 2000 | 74 | 73 | | | 147 | CUT | |
| 2002 | 73 | 71 | 71 | 75 | 290 | T56 | $8,512.00 |
| 2003 | 71 | 72 | 68 | 69 | 280 | T30 | 26,742.86 |
| 2004 | 72 | 72 | | | 144 | CUT | |
| 2005 | 69 | 66 | 73 | 71 | 279 | T34 | 24,714.29 |
| 2006 | 67 | 73 | 72 | 74 | 286 | T59 | 10,900.00 |
| 2007 | 69 | 67 | 69 | 68 | 273 | T13 | 85,714.28 |
| 2008 | 67 | 68 | 66 | 72 | 273 | T48 | 14,382.00 |
| 2010 | 69 | 69 | | | 138 | CUT | |
| 2012 | 70 | 70 | | | 140 | CUT | |
| 2014 | 74 | 68 | | | 142 | CUT | |
| 2017 | 71 | 65 | 67 | 71 | 274 | T50 | 13,548.80 |
| 2018 | 70 | 63 | 62 | 69 | 264 | T6 | 208,500.00 |
| 2019 | 70 | 71 | | | 141 | CUT | |
| 2020 | 73 | 67 | | | 140 | CUT | |
| 2021 | 70 | 66 | 69 | 69 | 274 | T51 | 15,584.00 |
| 2022 | 74 | | | | 74 | WD | |
| 2023 | 72 | 75 | | | 147 | CUT | |
| | | | | | | **Total** | **$408,598.23** |

**Geiberger, Al (71.20)**

| Year | 1st | 2nd | 3rd | 4th | Total | Finish | Money |
|---|---|---|---|---|---|---|---|
| 1960 | 76 | 74 | | | 150 | CUT | |
| 1962 | 68 | 81 | 74 | 69 | 292 | T27 | $315.00 |
| 1964 | 71 | 69 | 70 | 70 | 280 | 5 | 2,250.00 |
| 1965 | 73 | 78 | | | 151 | CUT | |
| 1966 | 66 | 70 | 73 | 70 | 279 | T6 | 3,433.34 |
| 1967 | 71 | 70 | 71 | 66 | 278 | T10 | 3,125.00 |
| 1968 | 66 | 71 | 67 | 69 | 273 | T5 | 5,270.83 |
| 1969 | 69 | 73 | 69 | 71 | 282 | T22 | 1,334.00 |
| 1970 | 72 | 70 | 75 | 70 | 287 | T52 | 300.00 |
| 1971 | 72 | 70 | 69 | 67 | 278 | T7 | 5,605.00 |
| 1972 | 69 | 70 | 70 | 69 | 278 | T18 | 2,044.00 |
| 1973 | 72 | 69 | 64 | 73 | 278 | T32 | 1,188.60 |
| 1974 | 70 | 68 | 71 | 66 | 275 | T10 | 5,067.60 |
| 1975 | 71 | 75 | 66 | 66 | 278 | 2 | 25,650.00 |
| 1976 | 70 | 65 | 65 | 68 | 268 | 1 | 46,000.00 |
| 1977 | 71 | 72 | 70 | 71 | 284 | T8 | 5,659.66 |
| 1978 | 72 | 71 | 76 | 69 | 288 | T28 | 1,704.00 |
| 1979 | 71 | 76 | 75 | 73 | 295 | T44 | 737.86 |
| 1980 | 68 | 74 | 70 | 73 | 285 | T11 | 5,125.00 |
| 1981 | 79 | 76 | | | 155 | CUT | |
| 1982 | 78 | 74 | | | 152 | CUT | |
| 1983 | 77 | 75 | | | 152 | CUT | |
| 1984 | 69 | 81 | | | 150 | CUT | |
| 1985 | 78 | 72 | | | 150 | CUT | |
| | | | | | | **Total** | **$114,809.89** |

**Geiberger, Brent (70.29)**

| Year | 1st | 2nd | 3rd | 4th | Total | Finish | Money |
|---|---|---|---|---|---|---|---|
| 1997 | 70 | 70 | 69 | 73 | 282 | T19 | $22,230.00 |
| 1998 | 71 | 74 | | | 145 | CUT | |
| 1999 | 73 | 73 | | | 146 | CUT | |
| 2000 | 71 | 71 | 75 | 70 | 287 | T28 | 19,950.00 |
| 2004 | 66 | 67 | 71 | 66 | 270 | 1 | 828,000.00 |
| 2005 | 73 | 69 | | | 142 | CUT | |
| 2006 | 64 | 75 | 71 | 68 | 278 | T12 | 92,142.86 |
| 2007 | 68 | 68 | 70 | 69 | 275 | T27 | 34,750.00 |
| 2008 | 70 | | | | 70 | W/D | |
| 2009 | 73 | | | | 73 | W/D | |
| | | | | | | **Total** | **$997,072.86** |

**Gellerman, Michael (72.00)**

| Year | 1st | 2nd | 3rd | 4th | Total | Finish | Money |
|---|---|---|---|---|---|---|---|
| 2021 | 69 | 75 | | | 144 | CUT | |
| | | | | | | **Total** | |

**Gentile, John (73.50)**

| Year | 1st | 2nd | 3rd | 4th | Total | Finish | Money |
|---|---|---|---|---|---|---|---|
| 1977 | 72 | 73 | 76 | 73 | 294 | T63 | $429.00 |
| | | | | | | **Total** | **$429.00** |

**George, Larry (72.00)**

| Year | 1st | 2nd | 3rd | 4th | Total | Finish | Money |
|---|---|---|---|---|---|---|---|
| 2006 | 73 | 71 | | | 144 | CUT | |
| | | | | | | **Total** | |

**George, Sonny (83.50)**

| Year | 1st | 2nd | 3rd | 4th | Total | Finish | Money |
|---|---|---|---|---|---|---|---|
| 1962 | 88 | 79 | | | 167 | CUT | |
| | | | | | | **Total** | |

**Gerard, Ryan (69.50)**

| Year | 1st | 2nd | 3rd | 4th | Total | Finish | Money |
|---|---|---|---|---|---|---|---|
| 2023 | 67 | 72 | | | 139 | CUT | |
| | | | | | | **Total** | |

**Ghezzi, Victor (72.12)**

| Year | 1st | 2nd | 3rd | 4th | Total | Finish | Money |
|---|---|---|---|---|---|---|---|
| 1939 | 145 | 72 | 74 | | 291 | T11 | $115.00 |
| 1941 | 139 | 71 | 68 | | 278 | 2 | 750.00 |
| 1946 | | | | | 284 | 9 | 300.00 |
| 1947 | | | | | 286 | 1 | 2,000.00 |
| 1948 | 72 | 76 | 73 | | 221 | W/D | |
| 1949 | 72 | 72 | 74 | | 218 | W/D | |
| 1951 | 74 | 78 | 73 | | 225 | W/D | |
| | | | | | | **Total** | **$3,165.00** |

**Ghim, Doug (68.40)**

| Year | 1st | 2nd | 3rd | 4th | Total | Finish | Money |
|---|---|---|---|---|---|---|---|
| 2018 | 68 | 64 | 69 | 66 | 267 | T20 | $69,900.00 |
| 2020 | 71 | 67 | | | 138 | CUT | |
| 2021 | 68 | 70 | | | 138 | CUT | |
| 2022 | 69 | 72 | | | 141 | CUT | |
| 2023 | 67 | 70 | 72 | 68 | 277 | | 18,164.00 |
| | | | | | | **Total** | **$88,064.00** |

**Gibbs, Phil (76.50)**

| Year | 1st | 2nd | 3rd | 4th | Total | Finish | Money |
|---|---|---|---|---|---|---|---|
| 1970 | 79 | 74 | | | 153 | CUT | |
| | | | | | | **Total** | |

**Gibson, Charlie (74.00)**

| Year | 1st | 2nd | 3rd | 4th | Total | Finish | Money |
|---|---|---|---|---|---|---|---|
| 1981 | 75 | 70 | 75 | 76 | 296 | T55 | $681.00 |
| | | | | | | **Total** | **$681.00** |

**Gibson, Kelly (72.79)**

| Year | 1st | 2nd | 3rd | 4th | Total | Finish | Money |
|---|---|---|---|---|---|---|---|
| 1992 | 74 | 76 | | | 150 | CUT | |
| 1993 | 74 | 72 | 73 | 74 | 293 | T61 | $3,195.00 |
| 1994 | 70 | 73 | 73 | 72 | 288 | T37 | 6,450.00 |
| 1995 | 71 | 72 | 72 | 75 | 290 | T56 | 3,360.00 |
| 1996 | 72 | 71 | 70 | 74 | 287 | T44 | 5,760.00 |
| 1997 | 76 | 70 | | | 146 | CUT | |
| 1998 | 70 | 69 | 73 | 75 | 287 | T42 | 7,480.00 |
| 1999 | 71 | 74 | | | 145 | CUT | |
| 2000 | 78 | 74 | | | 152 | CUT | |
| | | | | | | **Total** | **$26,245.00** |

**Gibson, Leland (71.63)**

| Year | 1st | 2nd | 3rd | 4th | Total | Finish | Money |
|---|---|---|---|---|---|---|---|
| 1946 | | | | | 285 | T10 | $245.00 |
| 1950 | 77 | 70 | 71 | 70 | 288 | T10 | 287.50 |
| | | | | | | **Total** | **$532.50** |

**Gibson, Rhein (69.88)**

| Year | 1st | 2nd | 3rd | 4th | Total | Finish | Money |
|---|---|---|---|---|---|---|---|
| 2016 | 72 | 65 | 67 | 70 | 274 | T53 | $12,964.00 |
| 2020 | 74 | 73 | | | 147 | CUT | |
| 2021 | 66 | 72 | | | 138 | CUT | |
| | | | | | | **Total** | **$12,964.00** |

**Gibson, Tommy (72.50**

| Year | 1st | 2nd | 3rd | 4th | Total | Finish | Money |
|---|---|---|---|---|---|---|---|
| 2022 | 72 | 73 | | | 145 | CUT | |
| | | | | | | **Total** | |

**Gielow, Brendan (69.50)**

| Year | 1st | 2nd | 3rd | 4th | Total | Finish | Money |
|---|---|---|---|---|---|---|---|
| 2010 | 70 | 69 | | | 139 | CUT | |
| | | | | | | **Total** | |

**Gilbert, Bruce (86.00)**

| Year | 1st | 2nd | 3rd | 4th | Total | Finish | Money |
|---|---|---|---|---|---|---|---|
| 1956 | 86 | | | | 86 | W/D | |
| | | | | | | **Total** | |

**Gilbert, Gibby (72.48)**

| Year | 1st | 2nd | 3rd | 4th | Total | Finish | Money |
|---|---|---|---|---|---|---|---|
| 1965 | 72 | 75 | 72 | 71 | 290 | T45 | $240.00 |
| 1970 | 70 | 72 | 73 | 71 | 286 | T45 | 428.57 |
| 1972 | 70 | 70 | 70 | 71 | 281 | T35 | 965.00 |
| 1973 | 75 | 68 | | | 143 | CUT | |
| 1974 | 71 | 65 | 73 | 73 | 282 | T35 | 1,063.09 |
| 1975 | 72 | 76 | 72 | 74 | 294 | T44 | 720.00 |
| 1976 | 70 | 71 | 69 | 70 | 280 | T32 | 1,219.00 |
| 1977 | 75 | 74 | | | 149 | CUT | |
| 1978 | 73 | 72 | 77 | 76 | 298 | T66 | 420.00 |
| 1979 | 75 | 73 | 74 | 72 | 294 | T39 | 1,025.00 |
| 1982 | 74 | 70 | 74 | 82 | 300 | T54 | 690.00 |
| 1987 | 70 | 70 | 78 | 74 | 292 | T20 | 5,712.00 |
| | | | | | | **Total** | **$12,482.66** |

**Gilder, Bob (72.87)**

| Year | 1st | 2nd | 3rd | 4th | Total | Finish | Money |
|---|---|---|---|---|---|---|---|
| 1976 | 70 | 73 | 74 | 66 | 283 | T52 | $534.75 |
| 1977 | 72 | 72 | 72 | 73 | 289 | T40 | 822.45 |
| 1978 | 72 | 70 | 79 | 71 | 292 | T51 | 576.00 |
| 1979 | 71 | 74 | 71 | 74 | 290 | T12 | 4,750.00 |
| 1980 | 66 | 74 | 77 | 69 | 286 | T17 | 3,625.00 |
| 1981 | 71 | 76 | 74 | 71 | 292 | T28 | 1,952.15 |
| 1982 | 73 | 69 | 75 | 84 | 301 | T57 | 666.00 |
| 1983 | 74 | 72 | 73 | 72 | 291 | T35 | 2,060.00 |
| 1984 | 76 | 76 | | | 152 | CUT | |
| 1985 | 73 | 71 | 76 | 72 | 292 | T20 | 5,000.00 |
| 1986 | 73 | 68 | | | 141 | DQ | |
| 1987 | 78 | 73 | | | 151 | CUT | |
| 1988 | 71 | 78 | | | 149 | CUT | |
| 1989 | 74 | 73 | 72 | 68 | 287 | T11 | 22,000.00 |
| 1990 | 73 | 69 | 76 | 72 | 290 | T33 | 6,604.17 |
| 1991 | 70 | 68 | 75 | 73 | 286 | T51 | 2,925.00 |
| 1992 | 74 | 75 | | | 149 | CUT | |
| 1993 | 75 | 74 | | | 149 | CUT | |
| 1994 | 73 | 72 | 76 | 71 | 292 | T64 | 3,165.00 |
| 1995 | 74 | 69 | 75 | 74 | 292 | T65 | 3,075.00 |
| 1996 | 73 | 70 | 75 | 70 | 288 | T48 | 4,432.50 |
| 1998 | 72 | 76 | | | 148 | CUT | |
| 2000 | 75 | 73 | | | 148 | CUT | |
| | | | | | | **Total** | **$62,188.02** |

**Gillis, James (77.00)**

| Year | 1st | 2nd | 3rd | 4th | Total | Finish | Money |
|---|---|---|---|---|---|---|---|
| 1968 | 77 | | | | 77 | W/D | |
| | | | | | | **Total** | |

**Gillis, Tom (69.24)**

| Year | 1st | 2nd | 3rd | 4th | Total | Finish | Money |
|---|---|---|---|---|---|---|---|
| 2003 | 75 | | | | 75 | DQ | |
| 2005 | 70 | 68 | 73 | 79 | 290 | T76 | $9,350.00 |
| 2010 | 69 | 67 | 64 | 66 | 266 | T18 | 55,947.00 |
| 2011 | 68 | 68 | 68 | 69 | 273 | T40 | 19,240.00 |
| 2012 | 64 | 70 | | | 134 | W/D | |
| 2013 | 69 | 68 | 73 | 70 | 280 | T60 | 11,448.00 |
| 2015 | 65 | 73 | | | 138 | CUT | |
| 2016 | 68 | 66 | 70 | 71 | 275 | T57 | 12,376.00 |
| | | | | | | **Total** | **$108,361.00** |

**Ginsberg, Roger (71.38)**

| Year | 1st | 2nd | 3rd | 4th | Total | Finish | Money |
|---|---|---|---|---|---|---|---|
| 1963 | 71 | 71 | 75 | 72 | 289 | T36 | $143.34 |
| 1967 | 69 | 71 | 74 | 68 | 282 | T23 | 1,072.92 |
| | | | | | | **Total** | **$1,216.26** |

**Glasson, Bill (72.74)**

| Year | 1st | 2nd | 3rd | 4th | Total | Finish | Money |
|---|---|---|---|---|---|---|---|
| 1985 | 73 | 78 | | | 151 | CUT | |
| 1987 | 74 | 75 | 74 | 70 | 293 | T30 | $3,487.50 |
| 1988 | 69 | 73 | 74 | 72 | 288 | T43 | 3,045.00 |
| 1989 | 69 | 76 | 79 | 74 | 298 | T77 | 1,840.00 |
| 1990 | 72 | 71 | 72 | 72 | 287 | T10 | 25,138.89 |
| 1992 | 75 | 76 | | | 151 | CUT | |
| 1994 | 68 | 73 | 72 | 72 | 285 | T22 | 13,521.43 |
| 1996 | 72 | 78 | | | 150 | W/D | |
| 1999 | 74 | 67 | 68 | 72 | 281 | T17 | 35,186.66 |
| 2000 | 73 | 74 | | | 147 | CUT | |
| 2001 | 70 | 73 | | | 143 | CUT | |
| 2006 | 70 | 76 | | | 146 | CUT | |
| 2007 | 73 | 71 | | | 144 | CUT | |
| | | | | | | **Total** | **$82,219.48** |

**Gleeton, Tom (76.00)**

| Year | 1st | 2nd | 3rd | 4th | Total | Finish | Money |
|---|---|---|---|---|---|---|---|
| 1986 | 78 | 74 | | | 152 | CUT | |
| | | | | | | **Total** | |

**Glenn, Bailey (75.89)**

| Year | 1st | 2nd | 3rd | 4th | Total | Finish | Money |
|---|---|---|---|---|---|---|---|
| 1956 | 75 | 78 | 74 | 78 | 305 | T56 | |
| 1957 | 74 | 73 | 73 | 75 | 295 | T45 | |
| 1958 | 77 | 75 | | | 152 | CUT | |
| 1959 | 73 | 79 | | | 152 | CUT | |
| 1961 | 76 | 75 | 77 | 76 | 304 | T51 | |
| 1962 | 75 | 83 | | | 158 | CUT | |
| | | | | | | **Total** | |

**Glenz, David (71.13)**

| Year | 1st | 2nd | 3rd | 4th | Total | Finish | Money |
|---|---|---|---|---|---|---|---|
| 1972 | 72 | 70 | 73 | 72 | 287 | T68 | $347.82 |
| 1973 | 71 | 70 | 70 | 71 | 282 | T56 | 451.66 |
| | | | | | | **Total** | **$799.48** |

**Gligic, Michael (69.44)**

| Year | 1st | 2nd | 3rd | 4th | Total | Finish | Money |
|---|---|---|---|---|---|---|---|
| 2020 | 68 | 67 | 70 | 70 | 275 | T59 | $14,144.00 |
| 2021 | 65 | 71 | 73 | 70 | 279 | T65 | 13,504.00 |
| 2022 | 65 | 73 | 71 | 67 | 276 | T61 | 15,841.00 |
| 2023 | 70 | 68 | 71 | 72 | 281 | T67 | 15,884.00 |
| | | | | | | **Total** | **$59,373.00** |

**Glisson, Billy (80.00)**

| Year | 1st | 2nd | 3rd | 4th | Total | Finish | Money |
|---|---|---|---|---|---|---|---|
| 1982 | 80 | | | | 80 | W/D | |
| | | | | | | **Total** | |

**Glover, Lucas (68.35)**

| Year | 1st | 2nd | 3rd | 4th | Total | Finish | Money |
|---|---|---|---|---|---|---|---|
| 2004 | 70 | 68 | 73 | 75 | 286 | T57 | $10,350.00 |
| 2005 | 70 | 71 | 70 | 66 | 277 | T21 | 48,357.15 |
| 2006 | 73 | 69 | 66 | 69 | 277 | T6 | 151,250.00 |
| 2007 | 65 | 71 | 66 | 72 | 274 | T20 | 52,142.85 |
| 2008 | 66 | 68 | 66 | 68 | 268 | T20 | 57,324.00 |
| 2009 | 66 | 68 | 67 | 70 | 271 | T24 | 39,461.25 |
| 2010 | 64 | 65 | 67 | 67 | 263 | 7 | 170,850.00 |
| 2011 | 70 | 65 | 69 | 68 | 272 | T30 | 28,964.00 |
| 2012 | 68 | 69 | | | 137 | W/D | |
| 2013 | 73 | 69 | | | 142 | CUT | |
| 2014 | 73 | 71 | | | 144 | CUT | |
| 2015 | 66 | 70 | 67 | 66 | 269 | T18 | 63,450.00 |
| 2016 | 69 | 61 | 73 | 67 | 270 | T22 | 45,665.46 |
| 2017 | 65 | 69 | 68 | 69 | 271 | T28 | 36,153.33 |
| 2019 | 67 | 68 | 71 | 69 | 275 | T72 | 12,028.00 |
| 2020 | 69 | 69 | | | 138 | CUT | |
| 2021 | 70 | 72 | | | 142 | CUT | |
| 2022 | 70 | 66 | 71 | 68 | 275 | T54 | 16,863.00 |
| 2023 | 66 | 64 | 62 | 68 | 260 | Win | 1,368,000.00 |
| | | | | | | **Total** | **$2,100,859.04** |

**Glover, Randy (73.31)**

| Year | 1st | 2nd | 3rd | 4th | Total | Finish | Money |
|---|---|---|---|---|---|---|---|
| 1962 | 74 | 77 | 73 | 77 | 301 | T63 | |
| 1965 | 72 | 76 | | | 148 | DQ | |
| 1966 | 71 | 70 | 78 | 72 | 291 | T51 | |
| 1967 | 70 | 72 | 71 | 71 | 284 | T36 | $597.65 |
| 1969 | 73 | | | | 73 | W/D | |
| 1974 | 76 | | | | 76 | W/D | |
| | | | | | | **Total** | **$597.65** |

**Glover, Russ (74.50)**

| Year | 1st | 2nd | 3rd | 4th | Total | Finish | Money |
|---|---|---|---|---|---|---|---|
| 1978 | 73 | 76 | | | 149 | CUT | |
| | | | | | | **Total** | |

**Goalby, Bob (71.77)**

| Year | 1st | 2nd | 3rd | 4th | Total | Finish | Money |
|---|---|---|---|---|---|---|---|
| 1958 | 71 | 69 | 69 | 66 | 275 | 1 | $2,000.00 |
| 1959 | 71 | 76 | 68 | 74 | 289 | T20 | 190.00 |
| 1960 | 69 | 66 | 75 | 74 | 284 | T12 | 650.00 |
| 1962 | 73 | 75 | 71 | 72 | 291 | T24 | 450.00 |
| 1963 | 70 | 74 | 74 | 73 | 291 | 46 | |
| 1964 | 75 | 71 | 71 | 73 | 290 | T34 | 300.00 |
| 1965 | 74 | 76 | | | 150 | CUT | |
| 1966 | 68 | 72 | 70 | 73 | 283 | T15 | 1,550.00 |
| 1967 | 76 | 76 | | | 152 | CUT | |
| 1968 | 75 | 71 | | | 146 | CUT | |
| 1969 | 72 | 70 | 67 | 74 | 283 | T30 | 819.20 |
| 1970 | 72 | 70 | 68 | 76 | 286 | T45 | 428.57 |
| 1971 | 75 | 73 | | | 148 | CUT | |
| 1973 | 69 | 70 | 69 | 70 | 278 | T32 | 1,188.60 |
| 1974 | 74 | 66 | 71 | 68 | 279 | T22 | 1,916.89 |
| 1976 | 70 | 71 | 68 | 71 | 280 | T32 | 1,219.00 |
| 1977 | 75 | 71 | 74 | 73 | 293 | T59 | 464.00 |
| 1980 | 74 | 78 | | | 152 | CUT | |
| | | | | | | **Total** | **$11,176.26** |

**Godwin, John (78.50)**

| Year | 1st | 2nd | 3rd | 4th | Total | Finish | Money |
|---|---|---|---|---|---|---|---|
| 1978 | 79 | 78 | | | 157 | CUT | |
| | | | | | | **Total** | |

**Goetz, Bob (71.83)**

| Year | 1st | 2nd | 3rd | 4th | Total | Finish | Money |
|---|---|---|---|---|---|---|---|
| 1959 | 72 | 69 | 71 | 73 | 285 | T11 | $525.00 |
| 1962 | 70 | 75 | 74 | 79 | 298 | T46 | |
| 1963 | 71 | 68 | 70 | 70 | 279 | T10 | 1,100.00 |
| | | | | | | **Total** | **$1,625.00** |

**Goetz, Dick (73.00)**

| Year | 1st | 2nd | 3rd | 4th | Total | Finish | Money |
|---|---|---|---|---|---|---|---|
| 1970 | 73 | 73 | | | 146 | CUT | |
| | | | | | | **Total** | |

**Gogel, Matt (70.59)**

| Year | 1st | 2nd | 3rd | 4th | Total | Finish | Money |
|---|---|---|---|---|---|---|---|
| 2000 | 70 | 72 | 73 | 75 | 290 | T46 | $8,022.86 |
| 2001 | 75 | 71 | | | 146 | CUT | |
| 2002 | 73 | 68 | 68 | 74 | 283 | T19 | 47,690.00 |
| 2003 | 70 | 67 | 68 | 68 | 273 | 3 | 306,000.00 |
| 2004 | 70 | 69 | 66 | 72 | 277 | T8 | 110,975.00 |
| 2005 | 67 | 74 | 69 | 74 | 284 | T61 | 10,800.00 |
| | | | | | | **Total** | **$483,487.86** |

**Goggin, Mathew (71.50)**

| Year | 1st | 2nd | 3rd | 4th | Total | Finish | Money |
|---|---|---|---|---|---|---|---|
| 2000 | 77 | 72 | | | 149 | CUT | |
| 2001 | 70 | 72 | 68 | 75 | 285 | T61 | $7,490.00 |
| 2002 | 71 | 70 | 75 | 72 | 288 | T48 | 9,667.20 |
| 2003 | 72 | 70 | 72 | 69 | 283 | T49 | 10,822.50 |
| 2006 | 73 | 74 | | | 147 | CUT | |
| 2007 | 69 | 70 | 70 | 69 | 278 | T49 | 12,025.00 |
| 2008 | 68 | 74 | | | 142 | CUT | |
| 2010 | 72 | 69 | | | 141 | CUT | |
| 2012 | 73 | 73 | | | 146 | CUT | |
| | | | | | | **Total** | **$40,004.70** |

**Goggin, Willie (72.83)**

| Year | 1st | 2nd | 3rd | 4th | Total | Finish | Money |
|---|---|---|---|---|---|---|---|
| 1938 | 142 | 76 | 71 | | 289 | T15 | $20.00 |
| 1942 | 142 | 73 | 70 | | 285 | T10 | 125.00 |
| 1945 | | | | | 300 | T16 | 66.00 |
| | | | | | | **Total** | **$211.00** |

**Goldstrand, Joel (72.07)**

| Year | 1st | 2nd | 3rd | 4th | Total | Finish | Money |
|---|---|---|---|---|---|---|---|
| 1967 | 75 | 79 | | | 154 | CUT | |
| 1968 | 72 | 74 | | | 146 | CUT | |
| 1969 | 75 | 70 | | | 145 | CUT | |
| 1971 | 71 | 71 | 70 | 71 | 283 | T37 | $921.00 |
| 1972 | 71 | 67 | 72 | 71 | 281 | T35 | 965.00 |
| | | | | | | **Total** | **$1,886.00** |

**Gómez, Fabián (68.67)**

| Year | 1st | 2nd | 3rd | 4th | Total | Finish | Money |
|---|---|---|---|---|---|---|---|
| 2011 | 68 | 70 | | | 138 | CUT | |
| 2013 | 71 | 69 | | | 140 | CUT | |
| 2018 | 68 | 72 | | | 140 | CUT | |
| 2019 | 67 | 64 | 66 | 68 | 265 | T13 | $109,533,33 |
| 2020 | 74 | 67 | | | 141 | CUT | |
| 2021 | 70 | 70 | | | 140 | CUT | |
| | | | | | | **Total** | **$109,533.33** |

**Gomez, Jaime (73.00)**

| Year | 1st | 2nd | 3rd | 4th | Total | Finish | Money |
|---|---|---|---|---|---|---|---|
| 1993 | 75 | 71 | 72 | 74 | 292 | T50 | $3,485.45 |
| | | | | | | **Total** | $3,485.45 |

**Gonsalves, Gil (74.50)**

| Year | 1st | 2nd | 3rd | 4th | Total | Finish | Money |
|---|---|---|---|---|---|---|---|
| 1973 | 76 | 73 | | | 149 | CUT | |
| | | | | | | **Total** | |

**Gonzales, Andres (68.56)**

| Year | 1st | 2nd | 3rd | 4th | Total | Finish | Money |
|---|---|---|---|---|---|---|---|
| 2011 | 68 | 69 | 69 | 72 | 278 | T66 | $10,608.00 |
| 2013 | 69 | 67 | 70 | 64 | 270 | T8 | 153,700.00 |
| 2015 | 73 | 67 | | | 140 | CUT | |
| 2016 | 66 | 68 | 74 | 65 | 273 | T46 | 14,976.00 |
| 2017 | 70 | 66 | 70 | 67 | 273 | T42 | 18,661.50 |
| | | | | | | **Total** | **$197,945.50** |

**Gonzalez, Ernie (75.75)**

| Year | 1st | 2nd | 3rd | 4th | Total | Finish | Money |
|---|---|---|---|---|---|---|---|
| 1985 | 74 | 78 | | | 152 | CUT | |
| 1986 | 77 | 77 | | | 154 | CUT | |
| 1987 | 76 | 77 | | | 153 | CUT | |
| 1988 | 73 | 74 | | | 147 | CUT | |
| | | | | | | **Total** | |

**Gonzalez, Jaime (75.50)**

| Year | 1st | 2nd | 3rd | 4th | Total | Finish | Money |
|---|---|---|---|---|---|---|---|
| 1980 | 72 | 73 | 83 | 73 | 301 | T76 | $470.00 |
| 1981 | 74 | 78 | | | 152 | CUT | |
| | | | | | | **Total** | **$470.00** |

**Gooch, Lan (73.00)**

| Year | 1st | 2nd | 3rd | 4th | Total | Finish | Money |
|---|---|---|---|---|---|---|---|
| 1998 | 73 | 73 | | | 146 | CUT | |
| | | | | | | **Total** | |

**Gooch, Talor (69.25)**

| Year | 1st | 2nd | 3rd | 4th | Total | Finish | Money |
|---|---|---|---|---|---|---|---|
| 2018 | 72 | 67 | | | 139 | CUT | |
| 2019 | 70 | 68 | | | 138 | CUT | |
| 2020 | 65 | 65 | 68 | 71 | 269 | T25 | $54,080.00 |
| 2021 | 68 | 71 | | | 139 | CUT | |
| | | | | | | **Total** | **$54,080.00** |

**Goodes, Ben (75.41)**

| Year | 1st | 2nd | 3rd | 4th | Total | Finish | Money |
|---|---|---|---|---|---|---|---|
| 1953 | 72 | 78 | 73 | 76 | 299 | T57 | |
| 1954 | 75 | 77 | 77 | 79 | 308 | T57 | |
| 1955 | 74 | 75 | 73 | 75 | 297 | T50 | |
| 1958 | 72 | 78 | 74 | 75 | 299 | 65 | |
| 1959 | 73 | 75 | 75 | 79 | 302 | T49 | |
| 1960 | 79 | 75 | | | 154 | DQ | |
| | | | | | | **Total** | |

**Goodes, Mike (83.50)**

| Year | 1st | 2nd | 3rd | 4th | Total | Finish | Money |
|---|---|---|---|---|---|---|---|
| 1985 | 91 | 76 | | | 167 | CUT | |
| | | | | | | **Total** | |

**Goodrich, Al (76.62)**

| Year | 1st | 2nd | 3rd | 4th | Total | Finish | Money |
|---|---|---|---|---|---|---|---|
| 1954 | 79 | 77 | 78 | 77 | 311 | 62 | |
| 1956 | 77 | 75 | 75 | 79 | 306 | T60 | |
| 1959 | 72 | 72 | 80 | 88 | 312 | 67 | |
| 1960 | 74 | 75 | 74 | 75 | 298 | T53 | |
| 1961 | 77 | 74 | 74 | 79 | 304 | T51 | |
| 1962 | 74 | 76 | 73 | 76 | 299 | T52 | |
| 1967 | 79 | 83 | | | 162 | CUT | |
| | | | | | | **Total** | |

**Goosen, Retief (69.15)**

| Year | 1st | 2nd | 3rd | 4th | Total | Finish | Money |
|---|---|---|---|---|---|---|---|
| 2003 | 68 | 73 | 72 | 68 | 281 | T37 | $18,450.00 |
| 2011 | 67 | 65 | 68 | 70 | 270 | T17 | 65,780.00 |
| 2014 | 69 | 69 | 67 | 71 | 276 | T51 | 12,472.66 |
| 2016 | 70 | 69 | | | 139 | CUT | |
| 2017 | 72 | 65 | 65 | 71 | 273 | T42 | 18,661.50 |
| 2018 | 71 | 73 | | | 144 | CUT | |
| | | | | | | **Total** | **$115,364.16** |

**Goosie, J.C. (72.60)**

| Year | 1st | 2nd | 3rd | 4th | Total | Finish | Money |
|---|---|---|---|---|---|---|---|
| 1958 | 73 | 74 | 72 | 72 | 291 | T42 | |
| 1960 | 72 | 72 | 72 | 74 | 290 | T27 | $140.00 |
| 1969 | 70 | 75 | | | 145 | CUT | |
| | | | | | | **Total** | **$140.00** |

**Gordon, Scott (71.50)**

| Year | 1st | 2nd | 3rd | 4th | Total | Finish | Money |
|---|---|---|---|---|---|---|---|
| 2011 | 77 | 66 | | | 143 | CUT | |
| | | | | | | **Total** | |

**Gordon, Will (68.63)**

| Year | 1st | 2nd | 3rd | 4th | Total | Finish | Money |
|---|---|---|---|---|---|---|---|
| 2020 | 68 | 69 | 64 | 69 | 270 | T27 | $46,720.00 |
| 2021 | 68 | 70 | | | 138 | CUT | |
| 2023 | 70 | 71 | | | 141 | CUT | |
| | | | | | | **Total** | **$46,720.00** |

**Gore, Jason (69.13)**

| Year | 1st | 2nd | 3rd | 4th | Total | Finish | Money |
|---|---|---|---|---|---|---|---|
| 2001 | 73 | 70 | | | 143 | CUT | |
| 2003 | 73 | 72 | | | 145 | CUT | |
| 2007 | 67 | 68 | 69 | 67 | 271 | T7 | $150,625.00 |
| 2008 | 67 | 69 | 70 | 71 | 277 | T66 | 10,608.00 |
| 2009 | 78 | 70 | | | 148 | CUT | |
| 2010 | 65 | 69 | 70 | 65 | 269 | T41 | 17,365.50 |
| 2015 | 66 | 67 | 62 | 69 | 264 | 2 | 583,200.00 |
| 2016 | 72 | 70 | | | 142 | CUT | |
| | | | | | | **Total** | **$761,798.50** |

**Gorman, Bryan (71.50)**

| Year | 1st | 2nd | 3rd | 4th | Total | Finish | Money |
|---|---|---|---|---|---|---|---|
| 1996 | 73 | 68 | 73 | 72 | 286 | T35 | $8,130.00 |
| | | | | | | **Total** | **$8,130.00** |

**Gossett, David (71.83)**

| Year | 1st | 2nd | 3rd | 4th | Total | Finish | Money |
|---|---|---|---|---|---|---|---|
| 2003 | 70 | 72 | 66 | 72 | 280 | T30 | $26,742.85 |
| 2004 | 79 | 72 | | | 151 | CUT | |
| | | | | | | **Total** | **$26,742.85** |

**Gotterup, Chris (68.75)**

| Year | 1st | 2nd | 3rd | 4th | Total | Finish | Money |
|---|---|---|---|---|---|---|---|
| 2022 | 70 | 69 | 69 | 67 | 275 | T54 | $16,863.00 |
| | | | | | | **Total** | **$16,863.00** |

**Gotsche, Steve (71.17)**

| Year | 1st | 2nd | 3rd | 4th | Total | Finish | Money |
|---|---|---|---|---|---|---|---|
| 1995 | 71 | 70 | 69 | 72 | 282 | T19 | $17,550.00 |
| 2000 | 76 | 69 | | | 145 | CUT | |
| | | | | | | **Total** | **$17,550.00** |

**Gourley, Jr., Willard (77.00)**

| Year | 1st | 2nd | 3rd | 4th | Total | Finish | Money |
|---|---|---|---|---|---|---|---|
| 1952 | 73 | 81 | 85 | 82 | 321 | 58 | |
| 1957 | 69 | 75 | 73 | 78 | 295 | T45 | |
| | | | | | | **Total** | |

**Gove, Jeff (71.17)**

| Year | 1st | 2nd | 3rd | 4th | Total | Finish | Money |
|---|---|---|---|---|---|---|---|
| 2000 | 76 | 71 | | | 147 | CUT | |
| 2002 | 76 | 78 | | | 154 | CUT | |
| 2006 | 68 | 72 | 72 | 70 | 282 | T31 | $27,750.00 |
| 2007 | 69 | 73 | | | 142 | CUT | |
| 2008 | 68 | 66 | 73 | 69 | 276 | T60 | 11,067.00 |
| 2010 | 71 | 69 | | | 140 | CUT | |
| 2013 | 69 | 71 | | | 140 | CUT | |
| | | | | | | **Total** | **$38,817.00** |

**Gove, Mike (76.00)**

| Year | 1st | 2nd | 3rd | 4th | Total | Finish | Money |
|---|---|---|---|---|---|---|---|
| 1983 | 75 | 80 | | | 155 | CUT | |
| 1984 | 75 | 74 | | | 149 | CUT | |
| 1985 | 74 | 78 | | | 152 | CUT | |
| | | | | | | **Total** | |

**Govern, Dick (73.00)**

| Year | 1st | 2nd | 3rd | 4th | Total | Finish | Money |
|---|---|---|---|---|---|---|---|
| 1948 | 73 | 75 | 75 | 69 | 292 | T27 | |
| | | | | | | **Total** | |

**Gow, Paul (71.25)**

| Year | 1st | 2nd | 3rd | 4th | Total | Finish | Money |
|---|---|---|---|---|---|---|---|
| 2001 | 71 | 73 | | | 144 | CUT | |
| 2002 | 74 | 73 | | | 147 | CUT | |
| 2003 | 66 | 69 | 72 | 74 | 281 | T37 | $18,450.00 |
| 2007 | 68 | 70 | 73 | 72 | 283 | T74 | 9,500.00 |
| | | | | | | **Total** | **$27,950.00** |

**Goya, Tano (69.50)**

| Year | 1st | 2nd | 3rd | 4th | Total | Finish | Money |
|---|---|---|---|---|---|---|---|
| 2023 | 70 | 69 | | | 139 | CUT | |
| | | | | | | **Total** | |

**Goydos, Paul (73.00)**

| Year | 1st | 2nd | 3rd | 4th | Total | Finish | Money |
|---|---|---|---|---|---|---|---|
| 1993 | 79 | 76 | | | 155 | CUT | |
| 1994 | 75 | 74 | | | 149 | CUT | |
| 1995 | 74 | | | | 74 | W/D | |
| 1999 | 72 | 69 | 74 | 73 | 288 | T48 | $6,534.67 |
| 2002 | 68 | 75 | 75 | 68 | 286 | T38 | 15,960.00 |
| 2006 | 73 | 69 | 73 | 74 | 289 | T67 | 10,150.00 |
| | | | | | | **Total** | **$32,644.67** |

**Grace, Branden (67.79)**

| Year | 1st | 2nd | 3rd | 4th | Total | Finish | Money |
|---|---|---|---|---|---|---|---|
| 2015 | 67 | 70 | 68 | 69 | 274 | T47 | $14,526.00 |
| 2019 | 67 | 68 | 70 | 66 | 271 | T48 | 15,772.80 |
| 2020 | 71 | 68 | | | 139 | CUT | |
| 2021 | 66 | 69 | 64 | 66 | 265 | T2 | 389,440.00 |
| | | | | | | **Total** | **$419,738.80** |

**Grady, Wayne (73.32)**

| Year | 1st | 2nd | 3rd | 4th | Total | Finish | Money |
|---|---|---|---|---|---|---|---|
| 1985 | 74 | 70 | 72 | 79 | 295 | T32 | $2,264.00 |
| 1986 | 75 | 67 | 80 | 69 | 291 | T57 | 1,115.00 |
| 1988 | 74 | 72 | | | 146 | CUT | |
| 1989 | 76 | 77 | | | 153 | CUT | |
| 1992 | 75 | 73 | | | 148 | CUT | |
| 1996 | 72 | 75 | | | 147 | CUT | |
| 1997 | 72 | 75 | | | 147 | CUT | |
| 1999 | 74 | 64 | 76 | 72 | 286 | T40 | 10,400.00 |
| | | | | | | **Total** | **$13,779.00** |

**Graham, David (69.63)**

| Year | 1st | 2nd | 3rd | 4th | Total | Finish | Money |
|---|---|---|---|---|---|---|---|
| 1972 | 68 | 69 | 70 | 71 | 278 | T18 | $2,044.00 |
| 1974 | 68 | 69 | 71 | 71 | 279 | T22 | 1,916.89 |
| | | | | | | **Total** | **$3,960.89** |

**Graham, Lou (72.03)**

| Year | 1st | 2nd | 3rd | 4th | Total | Finish | Money |
|---|---|---|---|---|---|---|---|
| 1965 | 75 | 81 | | | 156 | CUT | |
| 1966 | 73 | 68 | 75 | 71 | 287 | T40 | $418.75 |
| 1967 | 70 | 75 | 67 | 69 | 281 | T20 | 1,500.00 |
| 1968 | 69 | 71 | 70 | 68 | 278 | T16 | 1,993.75 |
| 1969 | 74 | 74 | | | 148 | CUT | |
| 1970 | 67 | 68 | 72 | 74 | 281 | T25 | 1,386.00 |
| 1971 | 71 | 70 | 72 | 68 | 281 | T18 | 1,941.80 |
| 1972 | 68 | 69 | 70 | 69 | 276 | T10 | 4,400.00 |
| 1973 | 68 | 64 | 67 | 69 | 268 | T2 | 19,425.00 |
| 1975 | 72 | 71 | 73 | 70 | 286 | T12 | 4,218.75 |
| 1976 | 67 | 69 | 70 | 67 | 273 | T4 | 10,120.00 |
| 1977 | 75 | 76 | | | 151 | CUT | |
| 1978 | 73 | 76 | | | 149 | CUT | |
| 1979 | 75 | 74 | 78 | 70 | 297 | T58 | 545.00 |
| 1980 | 73 | 71 | 73 | 74 | 291 | T49 | 640.00 |
| 1981 | 74 | 73 | 72 | 78 | 297 | T59 | 654.00 |
| 1982 | 72 | 73 | 81 | 79 | 305 | 71 | 594.00 |
| 1983 | 72 | 74 | 75 | 74 | 295 | T54 | 920.00 |
| 1984 | 71 | 78 | | | 149 | CUT | |
| 1986 | 69 | 74 | 74 | 76 | 293 | T65 | 1,035.00 |
| | | | | | | **Total** | **$49,792.05** |

**Grant, Brent (69.50)**

| Year | 1st | 2nd | 3rd | 4th | Total | Finish | Money |
|---|---|---|---|---|---|---|---|
| 2023 | 67 | 72 | | | 139 | CUT | |
| | | | | | | **Total** | |

**Grant, C.G. (81.25)**

| Year | 1st | 2nd | 3rd | 4th | Total | Finish | Money |
|---|---|---|---|---|---|---|---|
| 1959 | 85 | 88 | | | 173 | CUT | |
| 1967 | 73 | 79 | | | 152 | CUT | |
| | | | | | | **Total** | |

**Grant, Jim (71.17)**

| Year | 1st | 2nd | 3rd | 4th | Total | Finish | Money |
|---|---|---|---|---|---|---|---|
| 1969 | 68 | 73 | 70 | 72 | 283 | T30 | $819.20 |
| 1970 | 73 | 71 | | | 144 | CUT | |
| | | | | | | **Total** | **$819.20** |

**Grant, Mike (82.00)**

| Year | 1st | 2nd | 3rd | 4th | Total | Finish | Money |
|---|---|---|---|---|---|---|---|
| 1996 | 83 | 81 | | | 164 | CUT | |
| | | | | | | **Total** | |

**Grant, Sonny (80.50)**

| Year | 1st | 2nd | 3rd | 4th | Total | Finish | Money |
|---|---|---|---|---|---|---|---|
| 1962 | 82 | 79 | | | 161 | CUT | |
| | | | | | | **Total** | |

**Gravely, Ed (74.75)**

| Year | 1st | 2nd | 3rd | 4th | Total | Finish | Money |
|---|---|---|---|---|---|---|---|
| 1953 | 75 | 75 | 73 | 76 | 299 | T57 | |
| | | | | | | **Total** | |

**Graves, Jr., Elmer (81.50)**

| Year | 1st | 2nd | 3rd | 4th | Total | Finish | Money |
|---|---|---|---|---|---|---|---|
| 1956 | 85 | 78 | | | 163 | CUT | |
| | | | | | | **Total** | |

**Gray, Thomas (75.83)**

| Year | 1st | 2nd | 3rd | 4th | Total | Finish | Money |
|---|---|---|---|---|---|---|---|
| 1983 | 71 | 76 | 73 | 81 | 301 | T70 | $792.00 |
| 1984 | 77 | 77 | | | 154 | CUT | |
| | | | | | | **Total** | **$792.00** |

**Gray, Jr., Bob (75.25)**

| Year | 1st | 2nd | 3rd | 4th | Total | Finish | Money |
|---|---|---|---|---|---|---|---|
| 1948 | 74 | 73 | 74 | 77 | 298 | 44 | |
| 1950 | 73 | 70 | 76 | 78 | 297 | T43 | |
| 1951 | 76 | 76 | 76 | 80 | 308 | 49 | |
| | | | | | | **Total** | |

**Green, Hubert (72.27)**

| Year | 1st | 2nd | 3rd | 4th | Total | Finish | Money |
|---|---|---|---|---|---|---|---|
| 1972 | 69 | 72 | 72 | 71 | 284 | T54 | $347.83 |
| 1973 | 67 | 69 | 69 | 71 | 276 | T18 | 2,092.36 |
| 1974 | 73 | 69 | | | 142 | CUT | |
| 1983 | 74 | 83 | | | 157 | CUT | |
| 1990 | 75 | 74 | | | 149 | CUT | |
| 1996 | 76 | | | | 76 | W/D | |
| | | | | | | **Total** | **$2,440.19** |

**Green, Jimmy (71.38)**

| Year | 1st | 2nd | 3rd | 4th | Total | Finish | Money |
|---|---|---|---|---|---|---|---|
| 1997 | 71 | 71 | 69 | 72 | 283 | T25 | $15,152.50 |
| 1999 | 73 | 70 | 70 | 78 | 291 | T63 | 5,460.00 |
| 2000 | 69 | 72 | 71 | 72 | 284 | T16 | 45,000.00 |
| 2001 | 72 | 69 | 70 | 73 | 284 | T54 | 7,910.00 |
| | | | | | | **Total** | **$73,522.50** |

**Green, John (77.00)**

| Year | 1st | 2nd | 3rd | 4th | Total | Finish | Money |
|---|---|---|---|---|---|---|---|
| 1958 | 77 | 77 | | | 154 | CUT | |
| | | | | | | **Total** | |

**Green, Ken (72.74)**

| Year | 1st | 2nd | 3rd | 4th | Total | Finish | Money |
|---|---|---|---|---|---|---|---|
| 1982 | 76 | 79 | | | 155 | CUT | |
| 1983 | 75 | 80 | | | 155 | CUT | |
| 1984 | 73 | 72 | 74 | 77 | 296 | T63 | $852.00 |
| 1985 | 71 | 76 | 74 | 79 | 300 | T60 | 848.00 |
| 1988 | 68 | 67 | 69 | 67 | 271 | 2 | 108,000.00 |
| 1989 | 73 | 66 | 66 | 72 | 277 | 1 | 180,000.00 |
| 1990 | 71 | 73 | 78 | 74 | 296 | T61 | 2,712.50 |
| 1991 | 72 | 69 | 72 | 73 | 286 | T51 | 2,925.00 |
| 1992 | 71 | 70 | 72 | 69 | 282 | T11 | 23,333.34 |
| 1993 | 73 | 73 | 71 | 76 | 293 | T61 | 3,195.00 |
| 1994 | 71 | 73 | 70 | 74 | 288 | T37 | 6,450.00 |
| 1995 | 77 | 78 | | | 155 | W/D | |
| 1996 | 70 | 71 | 72 | 70 | 283 | T11 | 38,160.00 |
| 1997 | 76 | | | | 76 | W/D | |
| 1998 | 72 | 77 | | | 149 | CUT | |
| 1999 | 78 | | | | 78 | DQ | |
| 2000 | 69 | 71 | 74 | 74 | 288 | T34 | 14,512.50 |
| | | | | | | **Total** | **$380,988.34** |

**Green, Nathan (70.39)**

| Year | 1st | 2nd | 3rd | 4th | Total | Finish | Money |
|---|---|---|---|---|---|---|---|
| 2006 | 70 | 71 | 75 | 70 | 286 | T59 | $10,900.00 |
| 2007 | 68 | 66 | 70 | 69 | 273 | T13 | 85,714.28 |
| 2008 | 71 | 78 | | | 149 | CUT | |
| 2010 | 69 | 71 | | | 140 | CUT | |
| 2011 | 67 | 69 | 69 | 70 | 275 | T52 | 12,004.57 |
| 2012 | 69 | 75 | | | 144 | CUT | |
| | | | | | | **Total** | **$108,618.85** |

**Greene, Bert (71.58)**

| Year | 1st | 2nd | 3rd | 4th | Total | Finish | Money |
|---|---|---|---|---|---|---|---|
| 1969 | 71 | 69 | 71 | 78 | 289 | T67 | $266.66 |
| 1970 | 70 | 69 | 76 | 69 | 284 | T36 | 873.00 |
| 1974 | 72 | 67 | 72 | 75 | 286 | T57 | 451.68 |
| | | | | | | **Total** | **$1,591.34** |

**Greenwood, Bobby (71.60)**

| Year | 1st | 2nd | 3rd | 4th | Total | Finish | Money |
|---|---|---|---|---|---|---|---|
| 1971 | 74 | 70 | 74 | 68 | 286 | T55 | $271.00 |
| 1973 | 72 | 72 | | | 144 | CUT | |
| 1974 | 74 | 66 | 72 | 74 | 286 | T57 | 451.68 |
| | | | | | | **Total** | **$722.68** |

**Greer, Brad (74.50)**

| Year | 1st | 2nd | 3rd | 4th | Total | Finish | Money |
|---|---|---|---|---|---|---|---|
| 1987 | 72 | 72 | 82 | 72 | 298 | T62 | $1,284.00 |
| | | | | | | **Total** | **$1,284.00** |

**Gregson, Malcolm (70.75)**

| Year | 1st | 2nd | 3rd | 4th | Total | Finish | Money |
|---|---|---|---|---|---|---|---|
| 1969 | 68 | 71 | 69 | 75 | 283 | T30 | $819.20 |
| | | | | | | **Total** | **$819.20** |

**Greiner, Otto (72.82)**

| Year | 1st | 2nd | 3rd | 4th | Total | Finish | Money |
|---|---|---|---|---|---|---|---|
| 1948 | 70 | 75 | 74 | 71 | 290 | T16 | $132.00 |
| 1949 | 71 | 74 | 75 | 68 | 288 | 20 | 110.00 |
| 1952 | 73 | 76 | 74 | | 223 | W/D | |
| | | | | | | **Total** | **$242.00** |

**Gribble, Cody (71.50)**

| Year | 1st | 2nd | 3rd | 4th | Total | Finish | Money |
|---|---|---|---|---|---|---|---|
| 2017 | 74 | 71 | | | 145 | CUT | |
| 2018 | 74 | 66 | | | 140 | CUT | |
| 2019 | 71 | 73 | | | 144 | CUT | |
| | | | | | | **Total** | |

**Griesmer, Harry (74.75)**

| Year | 1st | 2nd | 3rd | 4th | Total | Finish | Money |
|---|---|---|---|---|---|---|---|
| 1951 | 77 | 74 | 77 | 71 | 299 | T33 | |
| | | | | | | **Total** | |

**Griffin, Ben (68.17)**

| Year | 1st | 2nd | 3rd | 4th | Total | Finish | Money |
|---|---|---|---|---|---|---|---|
| 2022 | 69 | 69 | 64 | 64 | 266 | 4 | $357,700.00 |
| 2023 | 70 | 72 | | | 143 | CUT | |
| | | | | | | **Total** | **$357,700.00** |

**Griffin, Lanto (68.83)**

| Year | 1st | 2nd | 3rd | 4th | Total | Finish | Money |
|---|---|---|---|---|---|---|---|
| 2018 | 69 | 68 | 68 | 69 | 274 | T57 | $13,140.00 |
| 2021 | 71 | 68 | | | 139 | CUT | |
| | | | | | | **Total** | **$13,140.00** |

**Griffith, A.W. (82.50)**

| Year | 1st | 2nd | 3rd | 4th | Total | Finish | Money |
|---|---|---|---|---|---|---|---|
| 1964 | 81 | 79 | 81 | 89 | 330 | 71 | |
| | | | | | | **Total** | |

**Griffiths, Ed (72.75)**

| Year | 1st | 2nd | 3rd | 4th | Total | Finish | Money |
|---|---|---|---|---|---|---|---|
| 1967 | 74 | 70 | 72 | 75 | 291 | T63 | |
| | | | | | | **Total** | |

**Grillo, Emiliano (70.50)**

| Year | 1st | 2nd | 3rd | 4th | Total | Finish | Money |
|---|---|---|---|---|---|---|---|
| 2017 | 68 | 73 | | | 141 | CUT | |
| | | | | | | **Total** | |

**Grimes, Tony (74.00)**

| Year | 1st | 2nd | 3rd | 4th | Total | Finish | Money |
|---|---|---|---|---|---|---|---|
| 1987 | 78 | 73 | | | 151 | CUT | |
| 1989 | 75 | 73 | 73 | 72 | 293 | T50 | $2,348.89 |
| | | | | | | **Total** | **$2,348.89** |

**Grisette, Uly (77.00)**

| Year | 1st | 2nd | 3rd | 4th | Total | Finish | Money |
|---|---|---|---|---|---|---|---|
| 1992 | 76 | 78 | | | 154 | CUT | |
| | | | | | | **Total** | |

**Grob, Mike (73.00)**

| Year | 1st | 2nd | 3rd | 4th | Total | Finish | Money |
|---|---|---|---|---|---|---|---|
| 2003 | 72 | 74 | | | 146 | CUT | |
| | | | | | | **Total** | |

**Groff, Bob (77.50)**

| Year | 1st | 2nd | 3rd | 4th | Total | Finish | Money |
|---|---|---|---|---|---|---|---|
| 1986 | 78 | 75 | | | 153 | CUT | |
| 1989 | 84 | 78 | | | 162 | CUT | |
| 1991 | 74 | 76 | | | 150 | CUT | |
| | | | | | | **Total** | |

**Groh, Gary (72.44)**

| Year | 1st | 2nd | 3rd | 4th | Total | Finish | Money |
|---|---|---|---|---|---|---|---|
| 1970 | 71 | 73 | | | 144 | CUT | |
| 1974 | 69 | 71 | 76 | 69 | 285 | T50 | $517.78 |
| 1975 | 75 | 71 | 69 | 75 | 290 | T27 | 1,595.00 |
| 1976 | 69 | 75 | | | 144 | CUT | |
| 1977 | 73 | 75 | | | 148 | CUT | |
| 1978 | 71 | 77 | | | 148 | CUT | |
| | | | | | | **Total** | **$2,112.78** |

**Gronberg, Mathias (69.78)**

| Year | 1st | 2nd | 3rd | 4th | Total | Finish | Money |
|---|---|---|---|---|---|---|---|
| 2004 | 70 | 72 | | | 142 | CUT | |
| 2006 | 73 | 70 | | | 143 | CUT | |
| 2007 | 72 | 67 | 71 | 70 | 280 | T64 | $10,500.00 |
| 2008 | 71 | 64 | 75 | 67 | 277 | T66 | 10,608.00 |
| 2009 | 72 | 69 | | | 141 | CUT | |
| 2010 | 67 | 68 | 70 | 68 | 273 | T65 | 10,455.00 |
| | | | | | | **Total** | **$31,563.00** |

**Groomes, Rion (82.50)**

| Year | 1st | 2nd | 3rd | 4th | Total | Finish | Money |
|---|---|---|---|---|---|---|---|
| 1992 | 78 | 87 | | | 165 | CUT | |
| | | | | | | **Total** | |

**Grunewald, Kelly (70.75)**

| Year | 1st | 2nd | 3rd | 4th | Total | Finish | Money |
|---|---|---|---|---|---|---|---|
| 2001 | 69 | 73 | 70 | 71 | 283 | T47 | $8,990.00 |
| | | | | | | **Total** | **$8,990.00** |

**Guillaume, Vaita (75.00)**

| Year | 1st | 2nd | 3rd | 4th | Total | Finish | Money |
|---|---|---|---|---|---|---|---|
| 2012 | 74 | 76 | | | 150 | CUT | |
| | | | | | | **Total** | |

**Guldahl, Ralph (70.85)**

| Year | 1st | 2nd | 3rd | 4th | Total | Finish | Money |
|---|---|---|---|---|---|---|---|
| 1938 | 140 | 73 | 68 | | 281 | T3 | $500.00 |
| 1939 | 139 | 70 | 71 | | 280 | 1 | 1,200.00 |
| 1940 | 140 | 73 | 67 | | 280 | T3 | 412.50 |
| 1941 | 139 | 71 | 70 | | 280 | T3 | 500.00 |
| 1948 | 73 | 76 | 74 | 73 | 296 | T41 | |
| | | | | | | **Total** | **$2,612.50** |

**Gullion, Joey (73.50)**

| Year | 1st | 2nd | 3rd | 4th | Total | Finish | Money |
|---|---|---|---|---|---|---|---|
| 1996 | 77 | 70 | | | 147 | CUT | |
| | | | | | | **Total** | |

**Gumlia, Dave (75.25)**

| Year | 1st | 2nd | 3rd | 4th | Total | Finish | Money |
|---|---|---|---|---|---|---|---|
| 1967 | 76 | 76 | | | 152 | CUT | |
| 1969 | 73 | 76 | | | 149 | CUT | |
| | | | | | | **Total** | |

**Gump, Scott (73.65)**

| Year | 1st | 2nd | 3rd | 4th | Total | Finish | Money |
|---|---|---|---|---|---|---|---|
| 1991 | 74 | 71 | | | 145 | CUT | |
| 1992 | 74 | 76 | | | 150 | CUT | |
| 1993 | 75 | 75 | | | 150 | CUT | |
| 1995 | 75 | 75 | | | 150 | CUT | |
| 1996 | 77 | 75 | | | 152 | CUT | |
| 1997 | 69 | 75 | | | 144 | CUT | |
| 1998 | 72 | 72 | | | 144 | CUT | |
| 1999 | 72 | 72 | | | 144 | CUT | |
| 2001 | 74 | 75 | | | 149 | CUT | |
| 2007 | 75 | 70 | | | 145 | CUT | |
| | | | | | | **Total** | |

**Guss, Skip (76.50)**

| Year | 1st | 2nd | 3rd | 4th | Total | Finish | Money |
|---|---|---|---|---|---|---|---|
| 1978 | 75 | 78 | | | 153 | CUT | |
| | | | | | | **Total** | |

**Gustin, Jon (74.33)**

| Year | 1st | 2nd | 3rd | 4th | Total | Finish | Money |
|---|---|---|---|---|---|---|---|
| 1960 | 84 | 74 | | | 158 | CUT | |
| 1961 | 75 | 73 | 69 | | 217 | DQ | |
| 1962 | 73 | 76 | 71 | 74 | 294 | T35 | $150.00 |
| | | | | | | **Total** | **$150.00** |

**Guthrie, Luke (68.67)**

| Year | 1st | 2nd | 3rd | 4th | Total | Finish | Money |
|---|---|---|---|---|---|---|---|
| 2014 | 69 | 69 | 68 | 65 | 271 | T24 | $41,008.75 |
| 2015 | 69 | 67 | 70 | 70 | 276 | T56 | 12,204.00 |
| 2016 | 67 | 70 | 72 | 68 | 277 | T68 | 11,312.00 |
| | | | | | | **Total** | **$64,524.75** |

**Gutschewski, Scott (69.83)**

| Year | 1st | 2nd | 3rd | 4th | Total | Finish | Money |
|---|---|---|---|---|---|---|---|
| 2005 | 67 | 74 | 66 | 68 | 275 | T13 | $93,750.00 |
| 2006 | 71 | 73 | | | 144 | CUT | |
| 2007 | 68 | 70 | 70 | 70 | 278 | T49 | 12,025.00 |
| 2009 | 71 | 67 | 64 | 68 | 270 | T17 | 66,737.14 |
| 2011 | 69 | 76 | | | 145 | CUT | |
| 2022 | 76 | 69 | | | 145 | CUT | |
| | | | | | | **Total** | **$172,512.14** |

**Haas, Bill (68.33)**

| Year | 1st | 2nd | 3rd | 4th | Total | Finish | Money |
|---|---|---|---|---|---|---|---|
| 2002 | 74 | 71 | | | 145 | CUT | |
| 2006 | 70 | 74 | | | 144 | CUT | |
| 2007 | 71 | 70 | | | 141 | CUT | |
| 2008 | 71 | 71 | | | 142 | CUT | |
| 2009 | 62 | 69 | 66 | 70 | 267 | T10 | $127,500.00 |
| 2010 | 69 | 65 | 65 | 68 | 267 | T28 | 33,915.00 |
| 2011 | 68 | 70 | | | 138 | CUT | |
| 2012 | 68 | 65 | 67 | 67 | 267 | T7 | 162,066.67 |
| 2013 | 69 | 66 | 71 | 68 | 274 | T20 | 57,416.67 |
| 2014 | 68 | 66 | 66 | 64 | 264 | T2 | 466,400.00 |
| 2015 | 65 | 66 | 68 | 67 | 266 | T6 | 174,825.00 |
| 2016 | 66 | 68 | 65 | 71 | 270 | T22 | 45,665.45 |
| 2017 | 73 | 64 | 72 | | 209 | T75 | 10,788.00 |
| 2018 | 69 | 68 | 68 | 67 | 272 | T45 | 16,515.00 |
| 2019 | 66 | 68 | 69 | 69 | 272 | T53 | 14,153.71 |
| 2020 | 72 | 67 | | | 139 | CUT | |
| 2021 | 70 | 69 | | | 139 | CUT | |
| 2022 | 68 | 74 | | | 142 | CUT | |
| | | | | | | **Total** | **$1,109,245.40** |

**Haas, Fred (74.00)**

| Year | 1st | 2nd | 3rd | 4th | Total | Finish | Money |
|---|---|---|---|---|---|---|---|
| 1947 | | | | | 296 | T20 | $70.00 |
| | | | | | | **Total** | **$70.00** |

**Haas, Hunter (70.27)**

| Year | 1st | 2nd | 3rd | 4th | Total | Finish | Money |
|---|---|---|---|---|---|---|---|
| 2001 | 72 | 70 | 73 | 71 | 286 | T66 | $7,175.00 |
| 2005 | 70 | 68 | 73 | 72 | 283 | T56 | 11,200.00 |
| 2011 | 67 | 69 | 68 | | 204 | W/D | |
| | | | | | | **Total** | **$18,375.00** |

**Haas, Jay (72.45)**

| Year | 1st | 2nd | 3rd | 4th | Total | Finish | Money |
|---|---|---|---|---|---|---|---|
| 1973 | 68 | 73 | 71 | 72 | 284 | 61 | |
| 1977 | 76 | 71 | 69 | 74 | 290 | T49 | $578.20 |
| 1978 | 75 | 76 | | | 151 | CUT | |
| 1979 | 76 | 70 | 76 | 69 | 291 | T18 | 2,937.50 |
| 1980 | 73 | 72 | 78 | 73 | 296 | T69 | 495.00 |
| 1981 | 68 | 72 | 76 | 71 | 287 | T7 | 8,121.43 |
| 1982 | 71 | 75 | 74 | 78 | 298 | T40 | 1,080.00 |
| 1983 | 72 | 72 | 72 | 71 | 287 | T14 | 7,200.00 |
| 1984 | 70 | 74 | 72 | 72 | 288 | T17 | 5,234.28 |
| 1985 | 74 | 75 | 76 | 81 | 306 | T76 | 748.00 |
| 1989 | 76 | 80 | | | 156 | W/D | |
| 1990 | 73 | 73 | 76 | 71 | 293 | T47 | 3,171.88 |
| 1991 | 75 | 70 | | | 145 | CUT | |
| 1992 | 71 | 70 | 71 | 71 | 283 | T20 | 13,035.72 |
| 1993 | 69 | 73 | 74 | 70 | 286 | T20 | 16,250.00 |
| 1994 | 69 | 73 | 71 | 70 | 283 | T13 | 30,000.00 |
| 1995 | 72 | 72 | | | 144 | CUT | |
| 1996 | 78 | 69 | | | 147 | CUT | |
| 2002 | 69 | 70 | 77 | 68 | 284 | T23 | 32,028.58 |
| 2003 | 69 | 68 | 70 | 68 | 275 | T5 | 142,392.86 |
| 2004 | 70 | 72 | | | 142 | CUT | |
| 2005 | 72 | 73 | | | 145 | CUT | |
| | | | | | | **Total** | **$263,273.45** |

**Haas, Jerry (73.20)**

| Year | 1st | 2nd | 3rd | 4th | Total | Finish | Money |
|---|---|---|---|---|---|---|---|
| 1990 | 75 | 78 | | | 153 | CUT | |
| 1991 | 73 | 72 | | | 145 | CUT | |
| 1995 | 71 | 73 | | | 144 | CUT | |
| 2015 | 74 | 71 | | | 145 | CUT | |
| 2016 | 74 | 71 | | | 145 | CUT | |
| | | | | | | **Total** | |

**Haberle, Dave (77.50)**

| Year | 1st | 2nd | 3rd | 4th | Total | Finish | Money |
|---|---|---|---|---|---|---|---|
| 1977 | 76 | 79 | | | 155 | CUT | |
| | | | | | | **Total** | |

**Hadley, Chesson (68.71)**

| Year | 1st | 2nd | 3rd | 4th | Total | Finish | Money |
|---|---|---|---|---|---|---|---|
| 2012 | 68 | 72 | | | 140 | CUT | |
| 2013 | 72 | 72 | | | 144 | CUT | |
| 2014 | 69 | 74 | | | 143 | CUT | |
| 2015 | 69 | 70 | | | 139 | CUT | |
| 2016 | 68 | 69 | 68 | 70 | 275 | T57 | $12,376.00 |
| 2017 | 67 | 74 | | | 141 | CUT | |
| 2018 | 68 | 68 | 69 | 67 | 272 | T45 | 16,515.00 |
| 2019 | 69 | 64 | 69 | 70 | 272 | T53 | 14,153.71 |
| 2020 | 65 | 69 | 70 | 70 | 274 | T51 | 15,216.00 |
| 2021 | 68 | 69 | 69 | 62 | 268 | T15 | 91,342.22 |
| 2022 | 69 | 66 | 70 | 64 | 269 | T8 | 198,925.00 |
| 2023 | 67 | 67 | 68 | 72 | 274 | T33 | 41,420.00 |
| | | | | | | **Total** | **$389,947.93** |

**Hadley, James (83.25)**

| Year | 1st | 2nd | 3rd | 4th | Total | Finish | Money |
|---|---|---|---|---|---|---|---|
| 1956 | 83 | 80 | | | 163 | CUT | |
| 1957 | 89 | 81 | | | 170 | CUT | |
| | | | | | | **Total** | |

**Hadwin, Adam (68.31)**

| Year | 1st | 2nd | 3rd | 4th | Total | Finish | Money |
|---|---|---|---|---|---|---|---|
| 2015 | 68 | 68 | 66 | 73 | 275 | T51 | $12,787.20 |
| 2016 | 69 | 67 | 66 | 69 | 271 | T33 | 27,751.11 |
| 2019 | 68 | 70 | | | 138 | CUT | |
| 2021 | 64 | 71 | 66 | 66 | 267 | T10 | 148,800.00 |
| 2023 | 73 | 69 | | | 142 | CUT | |
| | | | | | | **Total** | **$189,338.31** |

**Hagawa, Yataka (74.00)**

| Year | 1st | 2nd | 3rd | 4th | Total | Finish | Money |
|---|---|---|---|---|---|---|---|
| 1982 | 69 | 76 | 78 | 69 | 292 | T13 | $6,000.00 |
| 1983 | 78 | 74 | | | 152 | CUT | |
| | | | | | | **Total** | **$6,000.00** |

**Hager, Joe (74.17)**

| Year | 1st | 2nd | 3rd | 4th | Total | Finish | Money |
|---|---|---|---|---|---|---|---|
| 1979 | 74 | 80 | | | 154 | CUT | |
| 1980 | 70 | 73 | 73 | 75 | 291 | T49 | $640.00 |
| | | | | | | **Total** | **$640.00** |

**Hagy, Brandon (70.14)**

| Year | 1st | 2nd | 3rd | 4th | Total | Finish | Money |
|---|---|---|---|---|---|---|---|
| 2017 | 70 | 70 | | | 140 | CUT | |
| 2020 | 69 | 70 | | | 139 | CUT | |
| 2021 | 71 | 68 | | | 139 | CUT | |
| 2022 | 73 | | | | 73 | WD | |
| | | | | | | **Total** | |

**Hahn, James (69.67)**

| Year | 1st | 2nd | 3rd | 4th | Total | Finish | Money |
|---|---|---|---|---|---|---|---|
| 2013 | 71 | 71 | | | 142 | CUT | |
| 2014 | 69 | 69 | 69 | 70 | 277 | T57 | $11,660.00 |
| 2017 | 69 | 74 | | | 143 | CUT | |
| 2021 | 68 | 67 | 72 | 71 | 278 | T62 | 14,016.00 |
| 2022 | 70 | 68 | 65 | 71 | 274 | T47 | 19,115.57 |
| 2023 | 71 | 69 | | | 140 | CUT | |
| | | | | | | **Total** | **$44,791.57** |

**Hahn, Paul (75.50)**

| Year | 1st | 2nd | 3rd | 4th | Total | Finish | Money |
|---|---|---|---|---|---|---|---|
| 1948 | 79 | 72 | | | 151 | W/D | |
| | | | | | | **Total** | |

**Hale, Bud (75.25)**

| Year | 1st | 2nd | 3rd | 4th | Total | Finish | Money |
|---|---|---|---|---|---|---|---|
| 1953 | 77 | 72 | 76 | 76 | 301 | T61 | |
| | | | | | | **Total** | |

**Haley II, Paul (70.00)**

| Year | 1st | 2nd | 3rd | 4th | Total | Finish | Money |
|---|---|---|---|---|---|---|---|
| 2013 | 69 | 68 | 72 | 67 | 276 | T29 | $32,263.75 |
| 2023 | 70 | 74 | | | 144 | CUT | |
| | | | | | | **Total** | **$32,263.75** |

**Haley, Wayne (74.88)**

| Year | 1st | 2nd | 3rd | 4th | Total | Finish | Money |
|---|---|---|---|---|---|---|---|
| 1955 | 76 | 74 | 81 | 74 | 305 | T63 | |
| 1956 | 75 | 72 | 78 | 78 | 303 | T50 | |
| 1957 | 77 | 72 | 75 | 78 | 302 | T61 | |
| 1958 | 73 | 76 | 73 | 76 | 298 | T63 | |
| 1959 | 73 | 74 | 71 | 77 | 295 | T36 | |
| 1962 | 73 | 74 | 73 | 74 | 294 | T35 | $150.00 |
| | | | | | | **Total** | **$150.00** |

**Hall, Bill (80.00)**

| Year | 1st | 2nd | 3rd | 4th | Total | Finish | Money |
|---|---|---|---|---|---|---|---|
| 1964 | 78 | 86 | 80 | 76 | 320 | 69 | |
| | | | | | | **Total** | |

**Hall, Harry (80.00)**

| Year | 1st | 2nd | 3rd | 4th | Total | Finish | Money |
|---|---|---|---|---|---|---|---|
| 1957 | 77 | 83 | | | 160 | CUT | |
| | | | | | | **Total** | |

**Hall, Harry (74.50)**

| Year | 1st | 2nd | 3rd | 4th | Total | Finish | Money |
|---|---|---|---|---|---|---|---|
| 2023 | 77 | 72 | | | 149 | CUT | |
| | | | | | | **Total** | |

**Hall, Tommy (77.90)**

| Year | 1st | 2nd | 3rd | 4th | Total | Finish | Money |
|---|---|---|---|---|---|---|---|
| 1956 | 82 | 78 | | | 160 | CUT | |
| 1957 | 83 | 80 | | | 163 | CUT | |
| 1959 | 76 | 76 | | | 152 | CUT | |
| 1965 | 73 | 75 | 79 | 77 | 304 | T72 | |
| | | | | | | **Total** | |

**Hallberg, Gary (73.84)**

| Year | 1st | 2nd | 3rd | 4th | Total | Finish | Money |
|---|---|---|---|---|---|---|---|
| 1977 | 73 | 71 | 76 | 74 | 294 | T63 | |
| 1980 | 71 | 75 | 79 | 79 | 304 | 80 | |
| 1981 | 74 | 74 | 76 | 77 | 301 | T73 | $573.00 |
| 1982 | 70 | 71 | 77 | 76 | 294 | T18 | 4,050.00 |
| 1983 | 75 | 71 | 74 | 71 | 291 | T35 | 2,060.00 |
| 1984 | 70 | 75 | 75 | 72 | 292 | T41 | 1,400.00 |
| 1985 | 75 | 75 | | | 150 | CUT | |
| 1987 | 71 | 72 | 76 | 74 | 293 | T30 | 3,487.50 |
| 1988 | 72 | 74 | | | 146 | CUT | |
| 1989 | 78 | 70 | 73 | 76 | 297 | T73 | 1,910.00 |
| 1990 | 76 | 74 | | | 150 | CUT | |
| 1991 | 70 | 72 | 71 | 72 | 285 | T45 | 3,575.00 |
| 1992 | 70 | 71 | 74 | 72 | 287 | T41 | 4,375.00 |
| 1993 | 78 | 74 | | | 152 | CUT | |
| 1994 | 76 | 81 | | | 157 | CUT | |
| 1995 | 69 | 71 | 69 | 72 | 281 | T14 | 25,500.00 |
| 1996 | 82 | 73 | | | 155 | CUT | |
| 1999 | 81 | | | | 81 | DQ | |
| 2001 | 71 | 72 | | | 143 | CUT | |
| 2007 | 76 | 75 | | | 151 | CUT | |
| | | | | | | **Total** | **$46,930.50** |

**Halldorson, Dan (74.06)**

| Year | 1st | 2nd | 3rd | 4th | Total | Finish | Money |
|---|---|---|---|---|---|---|---|
| 1979 | 80 | 81 | | | 161 | CUT | |
| 1981 | 73 | 77 | | | 150 | CUT | |
| 1983 | 73 | 73 | 74 | 78 | 298 | T65 | $824.00 |
| 1984 | 73 | 75 | 78 | 68 | 294 | T52 | 938.00 |
| 1985 | 74 | 75 | 74 | 74 | 297 | T43 | 1,282.66 |
| 1987 | 73 | 76 | 78 | 78 | 305 | 74 | 1,152.00 |
| 1988 | 68 | 70 | 75 | 73 | 286 | T30 | 6,075.34 |
| 1989 | 71 | 71 | 75 | 78 | 295 | T63 | 2,100.00 |
| 1991 | 71 | 71 | 72 | 71 | 285 | T45 | 3,575.00 |
| 1992 | 72 | 75 | | | 147 | CUT | |
| 1993 | 75 | 73 | | | 148 | CUT | |
| | | | | | | **Total** | **$15,947.00** |

**Hallet, Jim (73.36)**

| Year | 1st | 2nd | 3rd | 4th | Total | Finish | Money |
|---|---|---|---|---|---|---|---|
| 1989 | 74 | 75 | | | 149 | CUT | |
| 1990 | 76 | 74 | | | 150 | CUT | |
| 1991 | 76 | 71 | | | 147 | CUT | |
| 1992 | 71 | 72 | 71 | 72 | 286 | T36 | $5,887.00 |
| 1993 | 69 | 75 | 78 | 73 | 295 | T71 | 2,940.00 |
| | | | | | | **Total** | **$8,827.00** |

**Haltom, Bart (74.00)**

| Year | 1st | 2nd | 3rd | 4th | Total | Finish | Money |
|---|---|---|---|---|---|---|---|
| 1960 | 74 | 75 | 75 | 72 | 296 | T47 | |
| | | | | | | **Total** | |

**Hamarik, John (75.00)**

| Year | 1st | 2nd | 3rd | 4th | Total | Finish | Money |
|---|---|---|---|---|---|---|---|
| 1984 | 75 | 75 | | | 150 | CUT | |
| | | | | | | **Total** | |

**Hamilton, Bob (72.47)**

| Year | 1st | 2nd | 3rd | 4th | Total | Finish | Money |
|---|---|---|---|---|---|---|---|
| 1946 | | | | | 286 | T12 | $167.50 |
| 1947 | | | | | 294 | T12 | 282.50 |
| 1948 | 72 | 68 | 72 | 72 | 284 | T5 | 650.00 |
| 1949 | 73 | 72 | | | 145 | W/D | |
| 1950 | 71 | 76 | 76 | | 223 | W/D | |
| | | | | | | **Total** | **$1,100.00** |

**Hamilton, Jim (75.00)**

| Year | 1st | 2nd | 3rd | 4th | Total | Finish | Money |
|---|---|---|---|---|---|---|---|
| 1991 | 72 | 72 | 72 | 72 | 288 | T62 | $2,675.00 |
| 1993 | 82 | 79 | | | 161 | CUT | |
| 1996 | 79 | 72 | | | 151 | CUT | |
| | | | | | | **Total** | **$2,675.00** |

**Hamilton, Todd (70.35)**

| Year | 1st | 2nd | 3rd | 4th | Total | Finish | Money |
|---|---|---|---|---|---|---|---|
| 2005 | 68 | 76 | | | 144 | CUT | |
| 2007 | 66 | 69 | 77 | 71 | 283 | T74 | $9,500.00 |
| 2008 | 71 | 70 | | | 141 | CUT | |
| 2009 | 67 | 71 | 66 | 67 | 271 | T24 | 39,461.25 |
| 2010 | 70 | 69 | | | 139 | CUT | |
| 2011 | 72 | 68 | | | 140 | CUT | |
| 2012 | 70 | 72 | | | 142 | CUT | |
| 2014 | 69 | 78 | | | 147 | CUT | |
| | | | | | | **Total** | **$48,961.25** |

**Hamm, Gene (77.60)**

| Year | 1st | 2nd | 3rd | 4th | Total | Finish | Money |
|---|---|---|---|---|---|---|---|
| 1954 | 75 | 70 | 77 | 79 | 301 | T43 | |
| 1961 | 75 | 74 | 76 | 82 | 307 | T57 | |
| 1965 | 82 | 86 | | | 168 | CUT | |
| | | | | | | **Total** | |

**Cole Hammer (71.50)**

| Year | 1st | 2nd | 3rd | 4th | Total | Finish | Money |
|---|---|---|---|---|---|---|---|
| 2022 | 70 | 73 | | | 143 | CUT | |
| | | | | | | **Total** | |

**Hammer, Laurie (72.60)**

| Year | 1st | 2nd | 3rd | 4th | Total | Finish | Money |
|---|---|---|---|---|---|---|---|
| 1967 | 71 | 77 | | | 148 | CUT | |
| 1968 | 74 | 71 | 76 | 71 | 292 | 69 | |
| 1969 | 71 | 69 | 72 | 74 | 286 | T54 | $266.67 |
| | | | | | | **Total** | **$266.67** |

**Hammond, Donnie (71.79)**

| Year | 1st | 2nd | 3rd | 4th | Total | Finish | Money |
|---|---|---|---|---|---|---|---|
| 1983 | 76 | 69 | 76 | 75 | 296 | T57 | $892.00 |
| 1984 | 75 | 73 | 74 | 70 | 292 | T41 | 1,400.00 |
| 1987 | 70 | 74 | 76 | 72 | 292 | T20 | 5,712.00 |
| 1988 | 67 | 67 | 73 | 74 | 281 | T6 | 32,375.00 |
| 1989 | 75 | 70 | 72 | 70 | 287 | T11 | 22,000.00 |
| 1990 | 71 | 71 | 76 | 69 | 287 | T10 | 25,138.89 |
| 1991 | 73 | 73 | | | 146 | CUT | |
| 1993 | 73 | 72 | 68 | 73 | 286 | T20 | 16,250.00 |
| 1994 | 70 | 71 | 69 | 70 | 280 | T6 | 52,125.00 |
| 1996 | 77 | 73 | | | 150 | CUT | |
| 1997 | 73 | 74 | | | 147 | CUT | |
| 1998 | 69 | 70 | 69 | 76 | 284 | T23 | 18,542.85 |
| 1999 | 70 | 70 | 70 | 71 | 281 | T17 | 35,186.67 |
| 2001 | 71 | 68 | 69 | 71 | 279 | T19 | 42,420.00 |
| 2002 | 74 | 71 | | | 145 | CUT | |
| 2003 | 70 | 72 | 72 | 73 | 287 | T72 | 8,685.00 |
| | | | | | | **Total** | **$260,727.41** |

**Hancock, Phillip (73.50)**

| Year | 1st | 2nd | 3rd | 4th | Total | Finish | Money |
|---|---|---|---|---|---|---|---|
| 1977 | 78 | 70 | | | 148 | CUT | |
| 1978 | 72 | 71 | 78 | 69 | 290 | T36 | $1,236.00 |
| 1979 | 73 | 77 | | | 150 | CUT | |
| 1980 | 71 | 71 | 74 | 72 | 288 | T26 | 1,631.82 |
| 1981 | 75 | 77 | | | 152 | CUT | |
| 1982 | 76 | 70 | 77 | 75 | 298 | T40 | 1,080.00 |
| 1983 | 73 | 68 | 70 | 73 | 284 | T7 | 12,466.67 |
| 1984 | 73 | 79 | | | 152 | CUT | |
| 1985 | 70 | 74 | 74 | 78 | 296 | T37 | 1,760.00 |
| 1986 | 71 | 73 | 77 | 73 | 294 | 69 | 1,010.00 |
| | | | | | | **Total** | **$19,184.49** |

**Hansen, Anders (68.00)**

| Year | 1st | 2nd | 3rd | 4th | Total | Finish | Money |
|---|---|---|---|---|---|---|---|
| 2007 | 69 | 64 | 68 | 71 | 272 | T11 | $120,000.00 |
| | | | | | | **Total** | **$120,000.00** |

**Hansen, Matt (71.50)**

| Year | 1st | 2nd | 3rd | 4th | Total | Finish | Money |
|---|---|---|---|---|---|---|---|
| 2006 | 68 | 75 | | | 143 | CUT | |
| | | | | | | **Total** | |

**Hanson, Peter (71.50)**

| Year | 1st | 2nd | 3rd | 4th | Total | Finish | Money |
|---|---|---|---|---|---|---|---|
| 2013 | 68 | 73 | | | 141 | CUT | |
| 2014 | 72 | 73 | | | 145 | CUT | |
| | | | | | | **Total** | |

**Harbert, Chick (72.56)**

| Year | 1st | 2nd | 3rd | 4th | Total | Finish | Money |
|---|---|---|---|---|---|---|---|
| 1947 | | | | | 293 | T8 | $450.00 |
| 1948 | 74 | 73 | 74 | 74 | 295 | T38 | |
| 1949 | 70 | 70 | 70 | 74 | 284 | T13 | 240.00 |
| 1950 | 72 | 72 | 72 | 73 | 289 | T14 | 158.00 |
| | | | | | | **Total** | **$848.00** |

**Harbour, Bill (75.00)**

| Year | 1st | 2nd | 3rd | 4th | Total | Finish | Money |
|---|---|---|---|---|---|---|---|
| 1953 | 75 | | | | 75 | W/D | |
| | | | | | | **Total** | |

**Hardin, Gary (78.50)**

| Year | 1st | 2nd | 3rd | 4th | Total | Finish | Money |
|---|---|---|---|---|---|---|---|
| 1981 | 80 | 77 | | | 157 | CUT | |
| | | | | | | **Total** | |

**Hardy, Jim (71.38)**

| Year | 1st | 2nd | 3rd | 4th | Total | Finish | Money |
|---|---|---|---|---|---|---|---|
| 1969 | 72 | 69 | 73 | 75 | 289 | T67 | $266.66 |
| 1972 | 72 | 69 | 74 | 67 | 282 | T43 | 660.00 |
| | | | | | | **Total** | **$926.66** |

**Hardy, Nick (71.00**

| Year | 1st | 2nd | 3rd | 4th | Total | Finish | Money |
|---|---|---|---|---|---|---|---|
| 2022 | 70 | 72 | | | 142 | CUT | |
| 2023 | 70 | 65 | 66 | 72 | 273 | T27 | $53,200.00 |
| | | | | | | **Total** | **$53,200.00** |

**Harkins, Brandon (68.33)**

| Year | 1st | 2nd | 3rd | 4th | Total | Finish | Money |
|---|---|---|---|---|---|---|---|
| 2018 | 72 | 69 | | | 141 | CUT | |
| 2019 | 68 | 64 | 69 | 68 | 269 | T36 | $30,483.33 |
| | | | | | | **Total** | **$30,483.33** |

**Harman, Brian (68.39)**

| Year | 1st | 2nd | 3rd | 4th | Total | Finish | Money |
|---|---|---|---|---|---|---|---|
| 2010 | 68 | 72 | | | 140 | CUT | |
| 2012 | 69 | 71 | | | 140 | CUT | |
| 2013 | 67 | 66 | 69 | 66 | 268 | T3 | $307,400.00 |
| 2014 | 71 | 68 | | | 139 | CUT | |
| 2015 | 70 | 68 | | | 138 | CUT | |
| 2016 | 69 | 70 | | | 139 | CUT | |
| 2019 | 67 | 65 | 66 | 66 | 264 | T6 | 181,128.57 |
| 2020 | 65 | 71 | 67 | 67 | 270 | T27 | 46,720.00 |
| 2021 | 69 | 70 | | | 139 | CUT | |
| 2022 | 67 | 69 | 73 | 69 | 278 | T71 | 14,600.00 |
| | | | | | | **Total** | **$549,848.57** |

**Harmon, Jr., Claude (71.00)**

| Year | 1st | 2nd | 3rd | 4th | Total | Finish | Money |
|---|---|---|---|---|---|---|---|
| 1970 | 74 | 67 | 71 | 72 | 284 | T36 | $873.00 |
| | | | | | | **Total** | **$873.00** |

**Harney, Paul (71.39)**

| Year | 1st | 2nd | 3rd | 4th | Total | Finish | Money |
|---|---|---|---|---|---|---|---|
| 1955 | 69 | 71 | 78 | 69 | 287 | T25 | |
| 1957 | 72 | 72 | 78 | 73 | 295 | T45 | |
| 1958 | 73 | 69 | 73 | 68 | 283 | T20 | $195.00 |
| 1967 | 72 | 67 | 70 | 68 | 277 | T8 | 3,687.50 |
| 1968 | 73 | 68 | 72 | 72 | 285 | T52 | |
| 1972 | 68 | 68 | 71 | 73 | 280 | T30 | 1,252.00 |
| 1973 | 69 | 73 | 73 | 77 | 292 | 71 | 315.00 |
| | | | | | | **Total** | **$5,449.50** |

**Harper, Jr., C. (75.00)**

| Year | 1st | 2nd | 3rd | 4th | Total | Finish | Money |
|---|---|---|---|---|---|---|---|
| 1948 | 76 | 71 | 80 | 73 | 300 | 47 | |
| | | | | | | **Total** | |

**Harper, Chandler (72.16)**

| Year | 1st | 2nd | 3rd | 4th | Total | Finish | Money |
|---|---|---|---|---|---|---|---|
| 1940 | 146 | 73 | 70 | | 289 | 17 | $60.00 |
| 1942 | 139 | 76 | 74 | | 289 | T18 | 57.50 |
| 1946 | | | | | 283 | T6 | 383.33 |
| 1947 | | | | | 295 | T16 | 167.50 |
| 1948 | 75 | 70 | 73 | 75 | 293 | T30 | |
| 1950 | 70 | 70 | 76 | 74 | 290 | T19 | 70.00 |
| 1952 | 73 | 68 | 71 | | 212 | W/D | |
| 1953 | 71 | 71 | 73 | 71 | 286 | T17 | 127.50 |
| | | | | | | **Total** | **$865.83** |

**Harper, Roland (75.00)**

| Year | 1st | 2nd | 3rd | 4th | Total | Finish | Money |
|---|---|---|---|---|---|---|---|
| 1953 | 74 | 76 | | | 150 | CUT | |
| | | | | | | **Total** | |

**Harrell, Bob (77.00)**

| Year | 1st | 2nd | 3rd | 4th | Total | Finish | Money |
|---|---|---|---|---|---|---|---|
| 1959 | 81 | 73 | | | 154 | CUT | |
| | | | | | | **Total** | |

**Harrington, Dennis (76.00)**

| Year | 1st | 2nd | 3rd | 4th | Total | Finish | Money |
|---|---|---|---|---|---|---|---|
| 1990 | 78 | 74 | | | 152 | CUT | |
| | | | | | | **Total** | |

**Harrington, Padraig (70.35)**

| Year | 1st | 2nd | 3rd | 4th | Total | Finish | Money |
|---|---|---|---|---|---|---|---|
| 2011 | 69 | 68 | 69 | 68 | 274 | T47 | $13,748.80 |
| 2013 | 73 | 74 | | | 147 | CUT | |
| 2014 | 72 | 72 | | | 144 | CUT | |
| 2017 | 66 | 68 | 76 | | 210 | T80 | 10,324.00 |
| 2018 | 69 | 73 | | | 142 | CUT | |
| 2019 | 68 | 69 | | | 137 | CUT | |
| 2021 | 66 | 76 | | | 142 | CUT | |
| | | | | | | **Total** | **$24,072.80** |

**Harrington, Scott (71.33)**

| Year | 1st | 2nd | 3rd | 4th | Total | Finish | Money |
|---|---|---|---|---|---|---|---|
| 2020 | 73 | 75 | | | 148 | CUT | |
| 2021 | 68 | 72 | | | 140 | CUT | |
| 2023 | 71 | 69 | | | 140 | CUT | |
| | | | | | | **Total** | |

**Harris, Al (80.00)**

| Year | 1st | 2nd | 3rd | 4th | Total | Finish | Money |
|---|---|---|---|---|---|---|---|
| 1956 | 81 | 79 | | | 160 | CUT | |
| | | | | | | **Total** | |

**Harrison, Bob (72.50)**

| Year | 1st | 2nd | 3rd | 4th | Total | Finish | Money |
|---|---|---|---|---|---|---|---|
| 1962 | 71 | 72 | 74 | 74 | 291 | T24 | $450.00 |
| 1963 | 71 | 73 | 72 | 73 | 289 | T36 | 143.33 |
| | | | | | | **Total** | **$593.33** |

**Harrison, E. (72.71)**

| Year | 1st | 2nd | 3rd | 4th | Total | Finish | Money |
|---|---|---|---|---|---|---|---|
| 1939 | 146 | 75 | 70 | | 291 | T11 | $115.00 |
| 1947 | | | | | 294 | T12 | 282.50 |
| 1949 | 73 | 76 | | | 149 | W/D | |
| 1950 | 73 | 66 | 74 | 71 | 284 | T6 | 560.00 |
| | | | | | | **Total** | **$957.50** |

**Harris, John (75.00)**

| Year | 1st | 2nd | 3rd | 4th | Total | Finish | Money |
|---|---|---|---|---|---|---|---|
| 1968 | 77 | 73 | | | 150 | CUT | |
| | | | | | | **Total** | |

**Harris, Labron (71.32)**

| Year | 1st | 2nd | 3rd | 4th | Total | Finish | Money |
|---|---|---|---|---|---|---|---|
| 1965 | 70 | 70 | 67 | 72 | 279 | 5 | $3,200.00 |
| 1967 | 69 | 71 | 72 | 73 | 285 | T44 | 322.50 |
| 1968 | 74 | 69 | 73 | 73 | 289 | T61 | |
| 1969 | 72 | 70 | 72 | 75 | 289 | T67 | 266.66 |
| 1971 | 75 | 70 | 73 | 74 | 292 | T72 | 271.43 |
| 1972 | 69 | 68 | 71 | 69 | 277 | T14 | 3,300.00 |
| 1973 | 68 | 71 | 74 | 73 | 286 | T65 | 373.00 |
| | | | | | | **Total** | **$7,733.59** |

**Hart, Adam (69.00)**

| Year | 1st | 2nd | 3rd | 4th | Total | Finish | Money |
|---|---|---|---|---|---|---|---|
| 2016 | 70 | 66 | 70 | 70 | 276 | T63 | $11,760.00 |
| | | | | | | **Total** | **$11,760.00** |

**Hart, Dick (76.00)**

| Year | 1st | 2nd | 3rd | 4th | Total | Finish | Money |
|---|---|---|---|---|---|---|---|
| 1968 | 77 | 75 | | | 152 | CUT | |
| | | | | | | **Total** | |

**Hart, Dudley (70.44)**

| Year | 1st | 2nd | 3rd | 4th | Total | Finish | Money |
|---|---|---|---|---|---|---|---|
| 1991 | 71 | 70 | 70 | 72 | 283 | T25 | $7,891.66 |
| 1992 | 71 | 73 | 73 | 71 | 288 | T48 | 3,107.15 |
| 1993 | 72 | 65 | 74 | 71 | 282 | T3 | 78,000.00 |
| 1994 | 75 | 69 | 67 | 70 | 281 | T8 | 42,000.00 |
| 1995 | 74 | 72 | | | 146 | CUT | |
| 1997 | 69 | 69 | 71 | 75 | 284 | T29 | 11,566.25 |
| 1998 | 68 | 68 | 74 | 72 | 282 | T11 | 46,640.00 |
| 1999 | 66 | 65 | 71 | 72 | 274 | 4 | 124,800.00 |
| 2000 | 72 | 67 | 69 | 70 | 278 | T3 | 174,000.00 |
| 2001 | 67 | 70 | 70 | 73 | 280 | T24 | 29,050.00 |
| 2002 | 70 | 72 | 71 | 71 | 284 | T23 | 32,028.57 |
| 2004 | 69 | 73 | | | 142 | CUT | |
| 2005 | 70 | 67 | 70 | 69 | 276 | T17 | 72,500.00 |
| 2006 | 69 | 70 | 73 | 71 | 283 | T39 | 21,000.00 |
| | | | | | | **Total** | **$642,583.63** |

**Hart, Jeff (73.56)**

| Year | 1st | 2nd | 3rd | 4th | Total | Finish | Money |
|---|---|---|---|---|---|---|---|
| 1985 | 80 | 77 | | | 157 | CUT | |
| 1990 | 73 | 73 | 80 | 75 | 301 | T69 | $2,512.50 |
| 1996 | 77 | 67 | 73 | 71 | 288 | T48 | 4,432.50 |
| 1997 | 74 | 69 | 72 | 73 | 288 | T49 | 4,510.60 |
| 2001 | 74 | 71 | | | 145 | CUT | |
| 2005 | 72 | 73 | | | 145 | CUT | |
| | | | | | | **Total** | **$11,455.60** |

**Hart, Steve (74.25)**

| Year | 1st | 2nd | 3rd | 4th | Total | Finish | Money |
|---|---|---|---|---|---|---|---|
| 1982 | 74 | 75 | | | 149 | CUT | |
| 1983 | 80 | 73 | | | 153 | CUT | |
| 1989 | 79 | 74 | | | 153 | CUT | |
| 1990 | 75 | 71 | 73 | 72 | 291 | T39 | $5,125.00 |
| 1992 | 74 | 80 | | | 154 | CUT | |
| 1997 | 71 | 69 | 72 | 77 | 289 | T59 | 4,123.00 |
| 2000 | 73 | 71 | 74 | 78 | 296 | T75 | 5,670.00 |
| | | | | | | **Total** | **$14,918.00** |

**Hartmann, Rick (74.00)**

| Year | 1st | 2nd | 3rd | 4th | Total | Finish | Money |
|---|---|---|---|---|---|---|---|
| 1986 | 76 | 72 | | | 148 | CUT | |
| | | | | | | **Total** | |

**Harvey, Bill (75.14)**

| Year | 1st | 2nd | 3rd | 4th | Total | Finish | Money |
|---|---|---|---|---|---|---|---|
| 1953 | 75 | 73 | 80 | 78 | 306 | T68 | |
| 1954 | 76 | 78 | 85 | 75 | 314 | 63 | |
| 1955 | 72 | 79 | 76 | 77 | 304 | T61 | |
| 1956 | 80 | 79 | | | 159 | CUT | |
| 1957 | 79 | 73 | 73 | 73 | 298 | T56 | |
| 1958 | 72 | 71 | 78 | 74 | 295 | T54 | |
| 1959 | 74 | 73 | 74 | 78 | 299 | 45 | |
| 1960 | 77 | 74 | 72 | 75 | 298 | T53 | |
| 1961 | 70 | 75 | 74 | 75 | 294 | T23 | |
| 1962 | 72 | 75 | 76 | 77 | 300 | T57 | |
| 1964 | 72 | 73 | 74 | 73 | 292 | T39 | |
| 1965 | 72 | 77 | | | 149 | CUT | |
| 1966 | 70 | 71 | 75 | 78 | 294 | T58 | |
| 1967 | 69 | 77 | | | 146 | CUT | |
| 1968 | 76 | 73 | | | 149 | CUT | |
| 1973 | 78 | 72 | | | 150 | CUT | |
| 1976 | 80 | 74 | | | 154 | CUT | |
| 1978 | 79 | 78 | | | 157 | CUT | |
| | | | | | | **Total** | |

**Harvey, Sam (75.57)**

| Year | 1st | 2nd | 3rd | 4th | Total | Finish | Money |
|---|---|---|---|---|---|---|---|
| 1962 | 77 | 73 | 82 | | 232 | CUT | |
| 1964 | 75 | 71 | 75 | 76 | 297 | T60 | |
| | | | | | | **Total** | |

**Hatalsky, Morris (73.79)**

| Year | 1st | 2nd | 3rd | 4th | Total | Finish | Money |
|---|---|---|---|---|---|---|---|
| 1977 | 74 | 75 | | | 149 | CUT | |
| 1978 | 74 | 74 | | | 148 | CUT | |
| 1979 | 72 | 74 | 75 | 72 | 293 | T34 | $1,290.00 |
| 1980 | 69 | 74 | 72 | 69 | 284 | T7 | 7,531.25 |
| 1981 | 72 | 77 | | | 149 | CUT | |
| 1982 | 74 | 74 | | | 148 | CUT | |
| 1983 | 76 | 73 | | | 149 | CUT | |
| 1985 | 77 | 76 | | | 153 | CUT | |
| 1988 | 71 | 71 | 73 | 73 | 288 | T43 | 3,045.00 |
| 1989 | 73 | 79 | | | 152 | CUT | |
| 1990 | 75 | 72 | 78 | 80 | 305 | 71 | 2,475.00 |
| 1991 | 76 | 74 | | | 150 | CUT | |
| 1992 | 72 | 70 | 74 | 74 | 290 | T59 | 2,712.50 |
| 1994 | 71 | 75 | | | 146 | CUT | |
| | | | | | | **Total** | **$17,053.75** |

**Hatley, Phil (77.00)**

| Year | 1st | 2nd | 3rd | 4th | Total | Finish | Money |
|---|---|---|---|---|---|---|---|
| 1969 | 79 | 75 | | | 154 | CUT | |
| | | | | | | **Total** | |

**Hatton, Tyrrell (68.00)**

| Year | 1st | 2nd | 3rd | 4th | Total | Finish | Money |
|---|---|---|---|---|---|---|---|
| 2016 | 68 | 71 | | | 139 | CUT | |
| 2022 | 68 | 67 | 70 | 64 | 269 | T8 | $198,925.00 |
| | | | | | | **Total** | **$198,925.00** |

**Hawkins, Fred (73.00)**

| Year | 1st | 2nd | 3rd | 4th | Total | Finish | Money |
|---|---|---|---|---|---|---|---|
| 1948 | 74 | 72 | 70 | 75 | 291 | T21 | |
| 1949 | 70 | 73 | 75 | 74 | 292 | T29 | |
| 1953 | 71 | 68 | 75 | 72 | 286 | T17 | $127.50 |
| 1954 | 73 | 79 | 71 | 72 | 295 | T27 | |
| 1956 | 73 | 74 | 69 | 71 | 287 | T11 | 298.00 |
| 1962 | 76 | 79 | | | 155 | CUT | |
| | | | | | | **Total** | **$425.50** |

**Hayes, Dale (71.75)**

| Year | 1st | 2nd | 3rd | 4th | Total | Finish | Money |
|---|---|---|---|---|---|---|---|
| 1976 | 75 | 67 | 74 | 71 | 287 | T67 | $289.80 |
| | | | | | | **Total** | **$289.80** |

**Hayes, Furman (74.28)**

| Year | 1st | 2nd | 3rd | 4th | Total | Finish | Money |
|---|---|---|---|---|---|---|---|
| 1953 | 74 | 71 | 75 | 76 | 296 | T49 | |
| 1955 | 71 | 71 | 71 | 73 | 286 | T18 | $140.00 |
| 1956 | 74 | 74 | 75 | 78 | 301 | T47 | |
| 1957 | 76 | 73 | 69 | 73 | 291 | T31 | |
| 1959 | 71 | 73 | 75 | 78 | 297 | T41 | |
| 1960 | 74 | 75 | 72 | 74 | 295 | T44 | |
| 1961 | 72 | 72 | 76 | 75 | 295 | T26 | 225.00 |
| 1962 | 79 | 80 | | | 159 | CUT | |
| 1970 | 81 | 76 | | | 157 | CUT | |
| | | | | | | **Total** | **$365.00** |

**Hayes, J.P. (71.25)**

| Year | 1st | 2nd | 3rd | 4th | Total | Finish | Money |
|---|---|---|---|---|---|---|---|
| 1995 | 70 | 70 | 75 | 73 | 288 | T51 | $3,577.50 |
| 1997 | 71 | 71 | 68 | 74 | 284 | T29 | 11,566.25 |
| 1998 | 71 | 72 | 69 | 75 | 287 | T42 | 7,480.00 |
| 2000 | 71 | 78 | | | 149 | CUT | |
| 2003 | 72 | 70 | 68 | 77 | 287 | T72 | 8,685.00 |
| 2004 | 72 | 71 | | | 143 | CUT | |
| 2005 | 71 | 71 | | | 142 | CUT | |
| 2006 | 70 | 72 | 75 | 73 | 290 | 71 | 9,900.00 |
| 2007 | 74 | 68 | | | 142 | CUT | |
| 2008 | 71 | 69 | | | 140 | CUT | |
| 2009 | 70 | 68 | 66 | 69 | 273 | T44 | 14,218.80 |
| 2010 | 69 | 71 | | | 140 | CUT | |
| | | | | | | **Total** | **$55,427.55** |

**Hayes, Mark (73.26)**

| Year | 1st | 2nd | 3rd | 4th | Total | Finish | Money |
|---|---|---|---|---|---|---|---|
| 1974 | 73 | 70 | | | 143 | CUT | |
| 1975 | 78 | 77 | | | 155 | CUT | |
| 1976 | 70 | 67 | 68 | 71 | 276 | T10 | $4,715.00 |
| 1979 | 74 | 78 | | | 152 | CUT | |
| 1981 | 70 | 69 | 68 | 74 | 281 | 2 | 32,400.00 |
| 1982 | 75 | 78 | | | 153 | CUT | |
| 1985 | 74 | 75 | 76 | 81 | 306 | T76 | 748.00 |
| 1986 | 70 | 73 | 72 | 73 | 288 | T33 | 2,425.00 |
| 1987 | 70 | 70 | | | 140 | W/D | |
| 1988 | 75 | 73 | | | 148 | CUT | |
| 1989 | 78 | 75 | | | 153 | CUT | |
| 1990 | 76 | 75 | | | 151 | CUT | |
| 1991 | 74 | 71 | | | 145 | CUT | |
| | | | | | | **Total** | **$40,288.00** |

**Hayes, Ted (72.75)**

| Year | 1st | 2nd | 3rd | 4th | Total | Finish | Money |
|---|---|---|---|---|---|---|---|
| 1970 | 76 | 67 | 76 | 73 | 292 | T67 | $300.00 |
| 1971 | 77 | 69 | 73 | 71 | 290 | T67 | 271.00 |
| | | | | | | **Total** | **$571.00** |

**Haynes, Robert (86.50)**

| Year | 1st | 2nd | 3rd | 4th | Total | Finish | Money |
|---|---|---|---|---|---|---|---|
| 1957 | 83 | 90 | | | 173 | CUT | |
| | | | | | | **Total** | |

**Headings, Don (78.50)**

| Year | 1st | 2nd | 3rd | 4th | Total | Finish | Money |
|---|---|---|---|---|---|---|---|
| 1961 | 77 | 80 | | | 157 | CUT | |
| | | | | | | **Total** | |

**Heafner, Clayton (71.69)**

| Year | 1st | 2nd | 3rd | 4th | Total | Finish | Money |
|---|---|---|---|---|---|---|---|
| 1939 | 140 | 73 | 70 | | 283 | T2 | $650.00 |
| 1940 | 145 | 71 | 69 | | 285 | T10 | 143.34 |
| 1942 | 143 | 69 | 70 | | 282 | T4 | 412.50 |
| 1946 | | | | | 283 | T6 | 383.33 |
| 1947 | | | | | 296 | T20 | 70.00 |
| 1948 | 68 | 70 | 73 | 79 | 290 | T16 | 132.00 |
| 1949 | 73 | 65 | 74 | 69 | 281 | 9 | 440.00 |
| 1950 | 67 | 74 | 73 | 73 | 287 | 9 | 390.00 |
| 1951 | 73 | 74 | 76 | 71 | 294 | T18 | 110.00 |
| 1973 | 70 | 76 | | | 146 | CUT | |
| | | | | | | **Total** | **$2,731.17** |

**Heafner, Vance (73.50)**

| Year | 1st | 2nd | 3rd | 4th | Total | Finish | Money |
|---|---|---|---|---|---|---|---|
| 1978 | 69 | 75 | 76 | 74 | 294 | T57 | |
| 1979 | 71 | 73 | 70 | 82 | 296 | T51 | $585.00 |
| 1980 | 73 | 75 | | | 148 | CUT | |
| 1981 | 72 | 75 | 74 | 70 | 291 | T23 | 2,670.00 |
| 1982 | 73 | 77 | | | 150 | CUT | |
| 1983 | 72 | 75 | 74 | 73 | 294 | T50 | 974.00 |
| 1984 | 71 | 72 | 77 | 74 | 294 | T52 | 938.00 |
| 1985 | 71 | 76 | 76 | 74 | 297 | T43 | 1,282.67 |
| 1986 | 72 | 71 | 75 | 70 | 288 | T33 | 2,425.00 |
| 1987 | 73 | 72 | 74 | 71 | 290 | T14 | 11,100.00 |
| 1988 | 75 | 75 | | | 150 | CUT | |
| 1993 | 76 | 72 | | | 148 | CUT | |
| | | | | | | **Total** | **$19,974.67** |

**Heard, Jerry (70.73)**

| Year | 1st | 2nd | 3rd | 4th | Total | Finish | Money |
|---|---|---|---|---|---|---|---|
| 1970 | 70 | 70 | 73 | 74 | 287 | T52 | $300.00 |
| 1971 | 71 | 67 | 71 | 70 | 279 | T10 | 4,180.00 |
| 1972 | 69 | 70 | 71 | 71 | 281 | T35 | 965.00 |
| 1973 | 73 | 72 | | | 145 | CUT | |
| 1974 | 70 | 69 | 73 | 64 | 276 | T13 | 3,965.97 |
| 1975 | 70 | 72 | 72 | 74 | 288 | T20 | 2,305.00 |
| | | | | | | **Total** | **$11,715.97** |

**Hearn, David (70.00)**

| Year | 1st | 2nd | 3rd | 4th | Total | Finish | Money |
|---|---|---|---|---|---|---|---|
| 2005 | 71 | 75 | | | 146 | CUT | |
| 2011 | 69 | 72 | | | 141 | CUT | |
| 2012 | 74 | 73 | | | 147 | CUT | |
| 2016 | 72 | 72 | | | 144 | CUT | |
| 2017 | 67 | 68 | 73 | 69 | 277 | T64 | $12,064.00 |
| 2018 | 64 | 67 | 64 | 70 | 265 | T8 | 174,000.00 |
| 2020 | 72 | 68 | | | 140 | CUT | |
| | | | | | | **Total** | **$186,064.00** |

**Heath, Skeeter (74.67)**

| Year | 1st | 2nd | 3rd | 4th | Total | Finish | Money |
|---|---|---|---|---|---|---|---|
| 1982 | 74 | 72 | 76 | 74 | 296 | T28 | $1,995.00 |
| 1985 | 78 | 74 | | | 152 | CUT | |
| | | | | | | **Total** | **$1,995.00** |

**Hebert, Jay (72.14)**

| Year | 1st | 2nd | 3rd | 4th | Total | Finish | Money |
|---|---|---|---|---|---|---|---|
| 1951 | 74 | 72 | 81 | 74 | 301 | T36 | |
| 1953 | 73 | 69 | 71 | 69 | 282 | T9 | $390.00 |
| 1956 | 73 | 70 | 72 | 74 | 289 | 18 | 170.00 |
| 1957 | 72 | 75 | 73 | 72 | 292 | T33 | |
| 1958 | 74 | 68 | 69 | 70 | 281 | T13 | 400.00 |
| 1959 | 70 | 73 | 66 | 78 | 287 | T14 | 327.50 |
| 1963 | 68 | 71 | 73 | 76 | 288 | T34 | 200.00 |
| | | | | | | **Total** | **$1,487.50** |

**Hebert, Lionel (71.39)**

| Year | 1st | 2nd | 3rd | 4th | Total | Finish | Money |
|---|---|---|---|---|---|---|---|
| 1957 | 71 | 72 | 71 | 70 | 284 | T8 | $600.00 |
| 1959 | 73 | 69 | 72 | 76 | 290 | T23 | 150.00 |
| 1962 | 73 | 77 | 74 | 76 | 300 | T57 | |
| 1963 | 67 | 72 | 69 | 72 | 280 | T13 | 875.00 |
| 1965 | 72 | 74 | 69 | 76 | 291 | T48 | 126.00 |
| 1966 | 72 | 68 | 71 | 71 | 282 | T13 | 1,950.00 |
| 1967 | 72 | 71 | 71 | 73 | 287 | T55 | |
| 1968 | 72 | 68 | 68 | 72 | 280 | T24 | 1,141.25 |
| 1969 | 71 | 72 | 69 | 71 | 283 | T30 | 819.20 |
| 1970 | 70 | 70 | 70 | 70 | 280 | T16 | 2,184.00 |
| 1971 | 71 | 71 | 72 | 70 | 284 | T43 | 630.80 |
| | | | | | | **Total** | **$8,476.25** |

**Heck, Marion (73.00)**

| Year | 1st | 2nd | 3rd | 4th | Total | Finish | Money |
|---|---|---|---|---|---|---|---|
| 1973 | 74 | 72 | | | 146 | CUT | |
| | | | | | | **Total** | |

**Heinen, Mike (72.55)**

| Year | 1st | 2nd | 3rd | 4th | Total | Finish | Money |
|---|---|---|---|---|---|---|---|
| 1994 | 70 | 81 | | | 151 | CUT | |
| 1995 | 67 | 75 | 71 | 78 | 291 | T61 | $3,225.00 |
| 1996 | 72 | 74 | 75 | 69 | 290 | T58 | 3,960.00 |
| 1998 | 74 | 74 | | | 148 | CUT | |
| 2001 | 70 | 70 | 77 | 71 | 288 | T73 | 6,720.00 |
| 2002 | 75 | 77 | | | 152 | CUT | |
| 2003 | 73 | 66 | 73 | 64 | 276 | T12 | 91,125.00 |
| | | | | | | **Total** | **$105,030.00** |

**Heinlein, Bill (72.25)**

| Year | 1st | 2nd | 3rd | 4th | Total | Finish | Money |
|---|---|---|---|---|---|---|---|
| 1938 | 143 | 75 | 71 | | 289 | T15 | $20.00 |
| | | | | | | **Total** | **$20.00** |

**Heins, Bobby (76.00)**

| Year | 1st | 2nd | 3rd | 4th | Total | Finish | Money |
|---|---|---|---|---|---|---|---|
| 1980 | 77 | 75 | | | 152 | CUT | |
| | | | | | | **Total** | |

**Heintz, Bob (70.61)**

| Year | 1st | 2nd | 3rd | 4th | Total | Finish | Money |
|---|---|---|---|---|---|---|---|
| 2000 | 77 | 74 | | | 151 | CUT | |
| 2002 | 70 | 69 | 72 | 74 | 285 | T30 | $22,087.50 |
| 2005 | 72 | 72 | | | 144 | CUT | |
| 2007 | 71 | 72 | | | 143 | CUT | |
| 2008 | 63 | 72 | 72 | 68 | 275 | T53 | 11,773.72 |
| 2009 | 70 | 68 | 67 | 68 | 273 | T44 | 14,218.80 |
| | | | | | | **Total** | **$48,080.02** |

**Heintzelman, Webb (75.00)**

| Year | 1st | 2nd | 3rd | 4th | Total | Finish | Money |
|---|---|---|---|---|---|---|---|
| 1989 | 74 | 76 | | | 150 | CUT | |
| | | | | | | **Total** | |

**Helms, Jack (73.50)**

| Year | 1st | 2nd | 3rd | 4th | Total | Finish | Money |
|---|---|---|---|---|---|---|---|
| 1940 | 146 | 76 | 72 | | 294 | T19 | $35.00 |
| | | | | | | **Total** | **$35.00** |

**Hend, Scott (74.00)**

| Year | 1st | 2nd | 3rd | 4th | Total | Finish | Money |
|---|---|---|---|---|---|---|---|
| 2004 | 71 | 69 | 77 | 71 | 288 | T62 | $9,844.00 |
| 2005 | 74 | 82 | | | 156 | CUT | |
| | | | | | | **Total** | **$9,844.00** |

**Hendrickson, Dick (73.00)**

| Year | 1st | 2nd | 3rd | 4th | Total | Finish | Money |
|---|---|---|---|---|---|---|---|
| 1965 | 72 | 74 | | | 146 | DQ | |
| | | | | | | **Total** | |

**Hendrickson, John (78.75)**

| Year | 1st | 2nd | 3rd | 4th | Total | Finish | Money |
|---|---|---|---|---|---|---|---|
| 1954 | 80 | 76 | 81 | 78 | 315 | T64 | |
| | | | | | | **Total** | |

**Hendrix, Matt (71.00)**

| Year | 1st | 2nd | 3rd | 4th | Total | Finish | Money |
|---|---|---|---|---|---|---|---|
| 2007 | 70 | 72 | | | 142 | CUT | |
| | | | | | | **Total** | |

**Hnke, Nolan (73.10)**

| Year | 1st | 2nd | 3rd | 4th | Total | Finish | Money |
|---|---|---|---|---|---|---|---|
| 1990 | 75 | 71 | 75 | 72 | 293 | T47 | $3,171.87 |
| 1992 | 71 | 71 | 76 | 77 | 295 | T72 | 2,437.50 |
| 1993 | 72 | 74 | 75 | 74 | 295 | T71 | 2,940.00 |
| 1994 | 70 | 76 | | | 146 | CUT | |
| 1995 | 72 | 71 | 75 | 72 | 290 | T56 | 3,360.00 |
| 2001 | 71 | 72 | | | 143 | CUT | |
| | | | | | | **Total** | **$11,909.37** |

**Henley, Russell (66.85)**

| Year | 1st | 2nd | 3rd | 4th | Total | Finish | Money |
|---|---|---|---|---|---|---|---|
| 2016 | 67 | 67 | 68 | 71 | 273 | T46 | $14,976.00 |
| 2018 | 68 | 70 | | | 138 | CUT | |
| 2019 | 69 | 64 | 67 | 68 | 268 | T31 | 36,766.00 |
| 2020 | 68 | 68 | 63 | 65 | 264 | T9 | 168,000.00 |
| 2021 | 62 | 64 | 69 | 71 | 266 | T7 | 201,066.67 |
| 2022 | 67 | 65 | 69 | 66 | 267 | T5 | 270,100.00 |
| 2023 | 62 | 66 | 65 | 69 | 262 | T2 | 676,400.00 |
| | | | | | | **Total** | **$1,367,308.66** |

**Henning, Allan (72.50)**

| Year | 1st | 2nd | 3rd | 4th | Total | Finish | Money |
|---|---|---|---|---|---|---|---|
| 1963 | 72 | 74 | 73 | 71 | 290 | T42 | $100.00 |
| | | | | | | **Total** | **$100.00** |

**Henninger, Brian (73.15)**

| Year | 1st | 2nd | 3rd | 4th | Total | Finish | Money |
|---|---|---|---|---|---|---|---|
| 1993 | 77 | 71 | | | 148 | CUT | |
| 1995 | 76 | 73 | | | 149 | CUT | |
| 1997 | 74 | 73 | | | 147 | CUT | |
| 1998 | 76 | 67 | 75 | 75 | 293 | T74 | $4,202.00 |
| 1999 | 71 | 71 | 77 | 74 | 293 | T68 | 5,252.00 |
| 2000 | 66 | 72 | 71 | 76 | 285 | T21 | 31,200.00 |
| 2001 | 74 | 74 | | | 148 | CUT | |
| | | | | | | **Total** | **$40,654.00** |

**Henning, Harold (72.38)**

| Year | 1st | 2nd | 3rd | 4th | Total | Finish | Money |
|---|---|---|---|---|---|---|---|
| 1960 | 75 | 70 | 74 | 67 | 286 | T14 | $510.00 |
| 1962 | 71 | 70 | 76 | 76 | 293 | T33 | 210.00 |
| 1968 | 69 | 76 | 73 | | 218 | W/D | |
| 1970 | 76 | 68 | | | 144 | CUT | |
| | | | | | | **Total** | **$720.00** |

**Henrick, John (75.00)**

| Year | 1st | 2nd | 3rd | 4th | Total | Finish | Money |
|---|---|---|---|---|---|---|---|
| 1954 | 71 | 77 | 78 | 74 | 300 | 42 | |
| | | | | | | **Total** | |

**Henry, Bunky (72.17)**

| Year | 1st | 2nd | 3rd | 4th | Total | Finish | Money |
|---|---|---|---|---|---|---|---|
| 1968 | 75 | 71 | | | 146 | CUT | |
| 1969 | 68 | 71 | 73 | 75 | 287 | T59 | $266.67 |
| | | | | | | **Total** | **$266.67** |

**Henry, J.J. (69.28)**

| Year | 1st | 2nd | 3rd | 4th | Total | Finish | Money |
|---|---|---|---|---|---|---|---|
| 2001 | 79 | 71 | | | 150 | CUT | |
| 2003 | 76 | 69 | | | 145 | CUT | |
| 2004 | 71 | 72 | | | 143 | CUT | |
| 2005 | 66 | 72 | 72 | 67 | 277 | T21 | $48,357.15 |
| 2007 | 70 | 69 | 67 | 69 | 275 | T27 | 34,750.00 |
| 2008 | 70 | 66 | 66 | 62 | 264 | T4 | 224,400.00 |
| 2009 | 69 | 64 | 75 | | 208 | T78 | 9,282.00 |
| 2010 | 71 | 66 | 67 | 64 | 268 | T34 | 25,208.57 |
| 2011 | 72 | 67 | | | 139 | CUT | |
| 2013 | 68 | 70 | 71 | 69 | 278 | T45 | 14,855.15 |
| 2014 | 66 | 70 | 68 | 68 | 272 | T32 | 29,326.67 |
| 2015 | 69 | 71 | | | 140 | CUT | |
| 2016 | 72 | 72 | | | 144 | CUT | |
| 2017 | 66 | 70 | 66 | 67 | 269 | T16 | 78,735.00 |
| 2018 | 69 | 72 | | | 141 | CUT | |
| 2019 | 73 | 70 | | | 143 | CUT | |
| | | | | | | **Total** | **$464,914.54** |

**Hensby, Mark (69.60)**

| Year | 1st | 2nd | 3rd | 4th | Total | Finish | Money |
|---|---|---|---|---|---|---|---|
| 2007 | 67 | 70 | 72 | 68 | 277 | T37 | $19,016.67 |
| 2008 | 66 | 66 | 75 | 70 | 277 | T66 | 10,608.00 |
| 2010 | 70 | 72 | | | 142 | CUT | |
| | | | | | | **Total** | **$29,624.67** |

**Hepler, Brian (78.00)**

| Year | 1st | 2nd | 3rd | 4th | Total | Finish | Money |
|---|---|---|---|---|---|---|---|
| 1999 | 77 | 79 | | | 156 | CUT | |
| | | | | | | **Total** | |

**Hepler, Denny (77.50)**

| Year | 1st | 2nd | 3rd | 4th | Total | Finish | Money |
|---|---|---|---|---|---|---|---|
| 1986 | 79 | 75 | | | 154 | CUT | |
| 1987 | 79 | 77 | | | 156 | CUT | |
| | | | | | | **Total** | |

**Herman, Jim (68.46)**

| Year | 1st | 2nd | 3rd | 4th | Total | Finish | Money |
|---|---|---|---|---|---|---|---|
| 2011 | 70 | 64 | 68 | 74 | 276 | T59 | $11,336.00 |
| 2013 | 67 | 66 | 72 | 66 | 271 | T11 | 116,600.00 |
| 2014 | 71 | 68 | | | 139 | CUT | |
| 2015 | 63 | 69 | 66 | 71 | 269 | T18 | 63,450.00 |
| 2020 | 66 | 69 | 61 | 63 | 259 | 1 | 1,343,386.00 |
| 2021 | 72 | 68 | | | 140 | CUT | |
| 2022 | 70 | 71 | | | 141 | CUT | |
| 2023 | 70 | 67 | 76 | 72 | 285 | T71 | 15,532.00 |
| | | | | | | **Total** | **$1,358,738.00** |

**Herndon, Jr., Weldon (82.50)**

| Year | 1st | 2nd | 3rd | 4th | Total | Finish | Money |
|---|---|---|---|---|---|---|---|
| 1957 | 82 | 83 | | | 165 | CUT | |
| | | | | | | **Total** | |

**Herrera, Eduardo (74.00)**

| Year | 1st | 2nd | 3rd | 4th | Total | Finish | Money |
|---|---|---|---|---|---|---|---|
| 2002 | 72 | 72 | 79 | 73 | 296 | T69 | $7,638.00 |
| | | | | | | **Total** | **$7,638.00** |

**Herron, Tim (70.20)**

| Year | 1st | 2nd | 3rd | 4th | Total | Finish | Money |
|---|---|---|---|---|---|---|---|
| 1996 | 74 | 76 | | | 150 | CUT | |
| 1997 | 73 | 75 | | | 148 | CUT | |
| 1998 | 71 | 69 | 71 | 72 | 283 | T16 | $30,862.85 |
| 1999 | 69 | 69 | 77 | 70 | 285 | T37 | 12,220.00 |
| 2000 | 71 | 70 | 76 | 73 | 290 | T46 | 8,022.86 |
| 2002 | 71 | 71 | 71 | 78 | 291 | T61 | 8,208.00 |
| 2005 | 70 | 66 | 67 | 70 | 273 | T6 | 156,500.00 |
| 2006 | 74 | 70 | | | 144 | CUT | |
| 2007 | 73 | 72 | | | 145 | CUT | |
| 2008 | 68 | 74 | | | 142 | CUT | |
| 2009 | 68 | 67 | 67 | 69 | 271 | T24 | 39,461.25 |
| 2010 | 67 | 64 | 69 | 66 | 266 | T18 | 55,947.00 |
| 2011 | 65 | 68 | 68 | 70 | 271 | T25 | 40,560.00 |
| 2012 | 76 | 61 | 67 | 68 | 272 | T28 | 36,920.00 |
| 2014 | 70 | 68 | 69 | 73 | 280 | T70 | 10,441.00 |
| 2016 | 69 | 71 | | | 140 | CUT | |
| 2017 | 68 | 72 | | | 140 | CUT | |
| | | | | | | **Total** | **$399,142.96** |

**Hess, John (78.00)**

| Year | 1st | 2nd | 3rd | 4th | Total | Finish | Money |
|---|---|---|---|---|---|---|---|
| 1996 | 78 | 78 | | | 156 | CUT | |
| | | | | | | **Total** | |

**Hewes, Jeff (74.00)**

| Year | 1st | 2nd | 3rd | 4th | Total | Finish | Money |
|---|---|---|---|---|---|---|---|
| 1978 | 76 | 72 | | | 148 | CUT | |
| | | | | | | **Total** | |

**Hickman, Greg (77.25)**

| Year | 1st | 2nd | 3rd | 4th | Total | Finish | Money |
|---|---|---|---|---|---|---|---|
| 1992 | 76 | 78 | | | 154 | CUT | |
| 1993 | 78 | 77 | | | 155 | CUT | |
| | | | | | | **Total** | |

**Hicks, Justin (70.50)**

| Year | 1st | 2nd | 3rd | 4th | Total | Finish | Money |
|---|---|---|---|---|---|---|---|
| 2011 | 75 | 69 | | | 144 | CUT | |
| 2013 | 72 | 71 | | | 143 | CUT | |
| 2014 | 69 | 69 | 69 | 70 | 277 | T57 | $11,660.00 |
| | | | | | | **Total** | **$11,660.00** |

**Hickok, Kramer (69.50)**

| Year | 1st | 2nd | 3rd | 4th | Total | Finish | Money |
|---|---|---|---|---|---|---|---|
| 2019 | 67 | 70 | | | 137 | CUT | |
| 2020 | 69 | 67 | 65 | 73 | 274 | T51 | $15,216.00 |
| 2021 | 69 | 74 | | | 143 | CUT | |
| 2022 | 66 | 70 | 70 | 72 | 278 | T71 | 14,600.00 |
| 2023 | 71 | 70 | | | 141 | CUT | |
| | | | | | | **Total** | **$29,816.00** |

**Hietala, Ryan (78.00)**

| Year | 1st | 2nd | 3rd | 4th | Total | Finish | Money |
|---|---|---|---|---|---|---|---|
| 2006 | 82 | 74 | | | 156 | CUT | |
| | | | | | | **Total** | |

**Higgins, Jr, Doug (70.75)**

| Year | 1st | 2nd | 3rd | 4th | Total | Finish | Money |
|---|---|---|---|---|---|---|---|
| 1955 | 71 | 72 | 73 | 67 | 283 | T13 | $253.34 |
| | | | | | | **Total** | **$253.34** |

**Higgo, Garrick (70.75)**

| Year | 1st | 2nd | 3rd | 4th | Total | Finish | Money |
|---|---|---|---|---|---|---|---|
| 2022 | 73 | 71 | | | 144 | CUT | |
| 2023 | 69 | 70 | | | 139 | CUT | |
| | | | | | | **Total** | |

**Higgs, Harry (68.75)**

| Year | 1st | 2nd | 3rd | 4th | Total | Finish | Money |
|---|---|---|---|---|---|---|---|
| 2020 | 71 | 68 | | | 139 | CUT | |
| 2021 | 70 | 67 | 65 | 66 | 268 | T15 | $91,342.22 |
| 2022 | 68 | 69 | 72 | 64 | 273 | T36 | 30,328.18 |
| 2023 | 68 | 77 | | | 145 | CUT | |
| | | | | | **Total** | **$121,670.40** | |

**Hill, Bob (74.00)**

| Year | 1st | 2nd | 3rd | 4th | Total | Finish | Money |
|---|---|---|---|---|---|---|---|
| 1959 | 72 | 71 | 69 | 84 | 296 | T39 | |
| | | | | | | **Total** | |

**Hill, Dave (71.49)**

| Year | 1st | 2nd | 3rd | 4th | Total | Finish | Money |
|---|---|---|---|---|---|---|---|
| 1960 | 71 | 75 | 65 | 73 | 284 | T12 | $650.00 |
| 1964 | 74 | 70 | 70 | 74 | 288 | T25 | 540.00 |
| 1965 | 69 | 73 | 74 | 78 | 294 | T60 | |
| 1966 | 69 | 71 | 68 | 75 | 283 | T15 | 1,550.00 |
| 1967 | 71 | 72 | 68 | 75 | 286 | T49 | 85.41 |
| 1968 | 68 | 74 | 65 | 72 | 279 | T22 | 1,443.75 |
| 1969 | 73 | 70 | 71 | 69 | 283 | T30 | 819.20 |
| 1972 | 72 | 67 | 75 | | 214 | W/D | |
| 1975 | 67 | 73 | 72 | 70 | 282 | 5 | 9,225.00 |
| 1976 | 70 | 69 | 76 | 69 | 284 | T56 | 465.75 |
| 1977 | 78 | 71 | | | 149 | CUT | |
| 1980 | 70 | 78 | | | 148 | CUT | |
| | | | | | | **Total** | **$14,779.11** |

**Hill, Guy (71.25)**

| Year | 1st | 2nd | 3rd | 4th | Total | Finish | Money |
|---|---|---|---|---|---|---|---|
| 1998 | 71 | 71 | 69 | 74 | 285 | T30 | $12,787.50 |
| | | | | | | **Total** | **$12,787.50** |

**Hill, Jason (74.00)**

| Year | 1st | 2nd | 3rd | 4th | Total | Finish | Money |
|---|---|---|---|---|---|---|---|
| 2002 | 77 | 71 | | | 148 | CUT | |
| | | | | | | **Total** | |

**Hill, Matt (70.00)**

| Year | 1st | 2nd | 3rd | 4th | Total | Finish | Money |
|---|---|---|---|---|---|---|---|
| 2010 | 69 | 71 | | | 140 | CUT | |
| | | | | | | **Total** | |

**Hill, Mike (71.22)**

| Year | 1st | 2nd | 3rd | 4th | Total | Finish | Money |
|---|---|---|---|---|---|---|---|
| 1969 | 72 | 70 | 72 | 71 | 285 | T50 | $280.00 |
| 1970 | 74 | 75 | | | 149 | CUT | |
| 1972 | 72 | 67 | 69 | 70 | 278 | T18 | 2,044.00 |
| 1973 | 68 | 68 | 67 | 73 | 276 | T18 | 2,092.36 |
| 1974 | 69 | 66 | 73 | 67 | 275 | T10 | 5,067.60 |
| 1976 | 70 | 65 | 69 | 72 | 276 | T10 | 4,715.00 |
| 1977 | 73 | 71 | 74 | 70 | 288 | T31 | 1,276.89 |
| 1979 | 72 | 78 | | | 150 | CUT | |
| 1980 | 75 | 76 | | | 151 | CUT | |
| 1981 | 76 | 75 | | | 151 | CUT | |
| | | | | | | **Total** | **$15,475.85** |

**Hill, Monty (78.50)**

| Year | 1st | 2nd | 3rd | 4th | Total | Finish | Money |
|---|---|---|---|---|---|---|---|
| 1956 | 78 | 79 | | | 157 | CUT | |
| | | | | | | **Total** | |

**Hines, Jimmy (72.00)**

| Year | 1st | 2nd | 3rd | 4th | Total | Finish | Money |
|---|---|---|---|---|---|---|---|
| 1939 | 141 | 77 | 73 | | 291 | T11 | $115.00 |
| 1941 | 145 | 73 | 72 | | 290 | T11 | 123.33 |
| 1942 | 141 | 71 | 74 | | 286 | T13 | 92.50 |
| 1945 | | | | | 285 | 4 | 600.00 |
| | | | | | | **Total** | **$930.83** |

**Hinkle, Lon (74.80)**

| Year | 1st | 2nd | 3rd | 4th | Total | Finish | Money |
|---|---|---|---|---|---|---|---|
| 1977 | 74 | 76 | | | 150 | CUT | |
| 1978 | 69 | 76 | 76 | 70 | 291 | T39 | $866.00 |
| 1981 | 75 | 74 | | | 149 | CUT | |
| 1983 | 74 | 77 | | | 151 | CUT | |
| 1984 | 77 | 83 | | | 160 | CUT | |
| 1985 | 71 | 78 | 78 | 76 | 303 | T72 | 776.00 |
| 1989 | 75 | 70 | 74 | 73 | 292 | T42 | 3,217.50 |
| | | | | | | **Total** | **$4,859.50** |

**Hinson, Larry (71.40)**

| Year | 1st | 2nd | 3rd | 4th | Total | Finish | Money |
|---|---|---|---|---|---|---|---|
| 1970 | 68 | 69 | 71 | 69 | 277 | T8 | $5,085.00 |
| 1971 | 69 | 70 | 72 | 70 | 281 | T18 | 1,941.80 |
| 1973 | 70 | 76 | | | 146 | CUT | |
| 1975 | 80 | | | | 80 | W/D | |
| 1976 | 72 | 67 | 75 | 73 | 287 | T67 | 289.80 |
| | | | | | | **Total** | **$7,316.60** |

**Hiskey, Babe (72.64)**

| Year | 1st | 2nd | 3rd | 4th | Total | Finish | Money |
|---|---|---|---|---|---|---|---|
| 1967 | 73 | 69 | 73 | 71 | 286 | T49 | $85.42 |
| 1973 | 77 | 75 | | | 152 | CUT | |
| 1974 | 65 | 72 | 71 | 72 | 280 | T28 | 1,531.30 |
| 1976 | 72 | 77 | | | 149 | CUT | |
| 1977 | 78 | 72 | | | 150 | CUT | |
| | | | | | | **Total** | **$1,616.72** |

**Hixon, George (75.50)**

| Year | 1st | 2nd | 3rd | 4th | Total | Finish | Money |
|---|---|---|---|---|---|---|---|
| 1969 | 72 | 79 | | | 151 | CUT | |
| | | | | | | **Total** | |

**Hjertstedt, Gabriel (71.83)**

| Year | 1st | 2nd | 3rd | 4th | Total | Finish | Money |
|---|---|---|---|---|---|---|---|
| 1998 | 70 | 70 | 71 | 77 | 288 | T48 | $5,468.57 |
| 2001 | 70 | 69 | 67 | 69 | 275 | T4 | 131,950.00 |
| 2002 | 75 | 80 | | | 155 | CUT | |
| 2007 | 72 | 72 | | | 144 | CUT | |
| | | | | | | **Total** | **$137,418.57** |

**Hnatiuk, Glen (72.31)**

| Year | 1st | 2nd | 3rd | 4th | Total | Finish | Money |
|---|---|---|---|---|---|---|---|
| 1998 | 69 | 73 | 72 | 74 | 288 | T48 | $5,468.57 |
| 2000 | 71 | 72 | 75 | 69 | 287 | T28 | 19,950.00 |
| 2001 | 71 | 73 | | | 144 | CUT | |
| 2002 | 75 | 74 | | | 149 | CUT | |
| 2003 | 71 | 69 | 75 | 74 | 289 | 77 | 8,370.00 |
| | | | | | | **Total** | **$33,788.57** |

**Hoag, Bo (68.50)**

| Year | 1st | 2nd | 3rd | 4th | Total | Finish | Money |
|---|---|---|---|---|---|---|---|
| 2020 | 66 | 68 | 67 | 72 | 273 | T42 | $20,416.00 |
| 2021 | 67 | 71 | | | 138 | CUT | |
| 2022 | 68 | 69 | 70 | 67 | 274 | T47 | 19,115.57 |
| | | | | | | **Total** | **$39,531.57** |

**Hobbs, Stanley (89.00)**

| Year | 1st | 2nd | 3rd | 4th | Total | Finish | Money |
|---|---|---|---|---|---|---|---|
| 1957 | 89 | | | | 89 | W/D | |
| | | | | | | **Total** | |

**Hobby, David (80.00)**

| Year | 1st | 2nd | 3rd | 4th | Total | Finish | Money |
|---|---|---|---|---|---|---|---|
| 1987 | 82 | 78 | | | 160 | CUT | |
| | | | | | | **Total** | |

**Hobert, Stan (76.50)**

| Year | 1st | 2nd | 3rd | 4th | Total | Finish | Money |
|---|---|---|---|---|---|---|---|
| 1959 | 79 | 74 | | | 153 | CUT | |
| | | | | | | **Total** | |

**Hoch, Scott (72.53)**

| Year | 1st | 2nd | 3rd | 4th | Total | Finish | Money |
|---|---|---|---|---|---|---|---|
| 1981 | 72 | 73 | 74 | 74 | 293 | T35 | $1,324.50 |
| 1982 | 73 | 72 | 82 | 74 | 301 | T57 | 666.00 |
| 1985 | 78 | 75 | | | 153 | CUT | |
| 1988 | 67 | 67 | 72 | 72 | 278 | 4 | 48,000.00 |
| 1989 | 73 | 73 | 75 | 70 | 291 | T36 | 4,608.33 |
| 1990 | 75 | 74 | | | 149 | CUT | |
| 1991 | 76 | 69 | | | 145 | CUT | |
| 1993 | 77 | 73 | | | 150 | CUT | |
| 1999 | 71 | 73 | | | 144 | CUT | |
| 2001 | 68 | 68 | 67 | 69 | 272 | 1 | 630,000.00 |
| | | | | | | **Total** | **$684,598.83** |

**Hodges, Lee (68.50)**

| Year | 1st | 2nd | 3rd | 4th | Total | Finish | Money |
|---|---|---|---|---|---|---|---|
| 2022 | 66 | 71 | 70 | 67 | 274 | T47 | $19,115.58 |
| | | | | | | **Total** | **$19,115.58** |

**Hoenig, Don (80.00)**

| Year | 1st | 2nd | 3rd | 4th | Total | Finish | Money |
|---|---|---|---|---|---|---|---|
| 1965 | 78 | 82 | | | 160 | CUT | |
| | | | | | | **Total** | |

**Hoffman, Charley (69.28)**

| Year | 1st | 2nd | 3rd | 4th | Total | Finish | Money |
|---|---|---|---|---|---|---|---|
| 2006 | 66 | 71 | 72 | 75 | 284 | T43 | $14,900.00 |
| 2008 | 68 | 69 | 66 | 69 | 272 | T41 | 18,870.00 |
| 2009 | 68 | 70 | 69 | | 207 | T71 | 9,792.00 |
| 2012 | 70 | 71 | | | 141 | CUT | |
| 2019 | 71 | 72 | | | 143 | CUT | |
| 2020 | 71 | 68 | | | 139 | CUT | |
| 2022 | 68 | 68 | 69 | 72 | 277 | T68 | 15,111.00 |
| 2023 | 69 | 66 | 67 | 67 | 269 | T12 | 169,100.00 |
| | | | | | | **Total** | **$227,773.00** |

**Hoffmann, Morgan (69.44)**

| Year | 1st | 2nd | 3rd | 4th | Total | Finish | Money |
|---|---|---|---|---|---|---|---|
| 2011 | 78 | 66 | | | 144 | CUT | |
| 2013 | 65 | 69 | 75 | 72 | 281 | T65 | $10,918.00 |
| 2014 | 70 | 74 | | | 144 | CUT | |
| 2015 | 63 | 71 | 67 | 69 | 270 | T26 | 39,960.00 |
| 2016 | 70 | 69 | | | 139 | CUT | |
| 2017 | 66 | 70 | 68 | 68 | 272 | T37 | 26,100.00 |
| | | | | | | **Total** | **$76,978.00** |

**Hogan, Ben (70.10)**

| Year | 1st | 2nd | 3rd | 4th | Total | Finish | Money |
|---|---|---|---|---|---|---|---|
| 1938 | 144 | 71 | 70 | | 285 | T7 | $215.00 |
| 1939 | 144 | 70 | 70 | | 284 | 4 | 450.00 |
| 1940 | 137 | 66 | 67 | | 270 | 1 | 1,200.00 |
| 1941 | 135 | 73 | 74 | | 282 | T5 | 325.00 |
| 1942 | 143 | 70 | 68 | | 281 | T2 | 650.00 |
| | | | | | | **Total** | **$2,840.00** |

**Hoge, Tom (68.68)**

| Year | 1st | 2nd | 3rd | 4th | Total | Finish | Money |
|---|---|---|---|---|---|---|---|
| 2015 | 62 | 67 | 72 | 71 | 272 | T38 | $23,220.00 |
| 2016 | 77 | 71 | | | 148 | CUT | |
| 2017 | 69 | 72 | | | 141 | CUT | |
| 2018 | 69 | 66 | 66 | 66 | 267 | T20 | 69,900.00 |
| 2019 | 66 | 69 | 72 | | 207 | 77 | 11,532.00 |
| 2020 | 62 | 68 | 72 | 68 | 270 | T27 | 46,720.00 |
| 2021 | 73 | 67 | | | 140 | CUT | |
| | | | | | | **Total** | **$151,372.00** |

**Hojgaard, Nicolai (67.50)**

| Year | 1st | 2nd | 3rd | 4th | Total | Finish | Money |
|---|---|---|---|---|---|---|---|
| 2023 | 68 | 66 | 69 | 67 | 270 | T14 | 123,500.00 |
| | | | | | | **Total** | **$123,500.00** |

**Holland, Gene (79.25)**

| Year | 1st | 2nd | 3rd | 4th | Total | Finish | Money |
|---|---|---|---|---|---|---|---|
| 1995 | 76 | 80 | | | 156 | CUT | |
| 2000 | 81 | 80 | | | 161 | CUT | |
| | | | | | | **Total** | |

**Holland, Mike (74.90)**

| Year | 1st | 2nd | 3rd | 4th | Total | Finish | Money |
|---|---|---|---|---|---|---|---|
| 1981 | 77 | 76 | | | 153 | CUT | |
| 1982 | 74 | 73 | | | 147 | CUT | |
| 1983 | 73 | 77 | | | 150 | CUT | |
| 1984 | 76 | 73 | | | 149 | CUT | |
| 1985 | 74 | 76 | | | 150 | CUT | |
| | | | | | | **Total** | |

**Holmes, J.B. (70.75)**

| Year | 1st | 2nd | 3rd | 4th | Total | Finish | Money |
|---|---|---|---|---|---|---|---|
| 2012 | 70 | 74 | | | 144 | CUT | |
| 2016 | 68 | 71 | | | 139 | CUT | |
| | | | | | | **Total** | |

**Holscher, Bud (72.75)**

| Year | 1st | 2nd | 3rd | 4th | Total | Finish | Money |
|---|---|---|---|---|---|---|---|
| 1956 | 75 | 70 | 72 | 74 | 291 | 20 | $160.00 |
| | | | | | | **Total** | **$160.00** |

**Holt, Bob (78.17)**

| Year | 1st | 2nd | 3rd | 4th | Total | Finish | Money |
|---|---|---|---|---|---|---|---|
| 1959 | 78 | 79 | | | 157 | CUT | |
| 1960 | 76 | 78 | 82 | 76 | 312 | 71 | |
| | | | | | | **Total** | |

**Holt, Jim (82.25)**

| Year | 1st | 2nd | 3rd | 4th | Total | Finish | Money |
|---|---|---|---|---|---|---|---|
| 1983 | 80 | 87 | | | 167 | CUT | |
| 1986 | 83 | 79 | | | 162 | CUT | |
| | | | | | | **Total** | |

**Holt, Jr., Bryce (78.00)**

| Year | 1st | 2nd | 3rd | 4th | Total | Finish | Money |
|---|---|---|---|---|---|---|---|
| 1958 | 78 | 78 | | | 156 | CUT | |
| | | | | | | **Total** | |

**Homa, Max (74.75)**

| Year | 1st | 2nd | 3rd | 4th | Total | Finish | Money |
|---|---|---|---|---|---|---|---|
| 2015 | 73 | 72 | | | 145 | CUT | |
| 2017 | 75 | 79 | | | 154 | CUT | |
| | | | | | | **Total** | |

**Homa, Mike (73.37)**

| Year | 1st | 2nd | 3rd | 4th | Total | Finish | Money |
|---|---|---|---|---|---|---|---|
| 1951 | 73 | 80 | 69 | 77 | 299 | T33 | |
| 1953 | 69 | 71 | 74 | 69 | 283 | 12 | $300.00 |
| 1954 | 74 | 71 | 74 | 72 | 291 | T12 | 210.00 |
| 1955 | 74 | 72 | 76 | 70 | 292 | T35 | |
| 1956 | 71 | 73 | 75 | 76 | 295 | 30 | |
| 1958 | 76 | 75 | | | 151 | CUT | |
| 1959 | 72 | 73 | 71 | 76 | 292 | T30 | 50.00 |
| 1960 | 73 | 75 | 73 | 77 | 298 | T53 | |
| | | | | | | **Total** | **$560.00** |

**Homenuik, Wilf (71.00)**

| Year | 1st | 2nd | 3rd | 4th | Total | Finish | Money |
|---|---|---|---|---|---|---|---|
| 1964 | 70 | 77 | 69 | 77 | 293 | T47 | |
| 1966 | 72 | 73 | 77 | 67 | 289 | T46 | $235.00 |
| 1967 | 72 | 70 | 69 | 74 | 285 | T44 | 322.50 |
| 1968 | 75 | | | | 75 | W/D | |
| 1969 | 72 | 70 | 69 | 73 | 284 | T45 | 416.00 |
| 1970 | 69 | 70 | 71 | 69 | 279 | T11 | 3,528.00 |
| 1971 | 73 | 68 | 70 | 69 | 280 | T14 | 3,135.00 |
| 1974 | 68 | 67 | 72 | 67 | 274 | T7 | 6,499.77 |
| | | | | | | **Total** | **$14,136.27** |

**Honeycutt, Eddie (77.50)**

| Year | 1st | 2nd | 3rd | 4th | Total | Finish | Money |
|---|---|---|---|---|---|---|---|
| 1959 | 77 | 78 | | | 155 | CUT | |
| | | | | | | **Total** | |

**Hooper, Herb (74.33)**

| Year | 1st | 2nd | 3rd | 4th | Total | Finish | Money |
|---|---|---|---|---|---|---|---|
| 1962 | 80 | 82 | | | 162 | CUT | |
| 1968 | 75 | 77 | | | 152 | CUT | |
| 1969 | 75 | 72 | | | 147 | CUT | |
| 1970 | 68 | 70 | 73 | 70 | 281 | T25 | $1,386.00 |
| 1973 | 78 | 72 | | | 150 | CUT | |
| | | | | | | **Total** | **$1,386.00** |

**Hoover, Bill (75.64)**

| Year | 1st | 2nd | 3rd | 4th | Total | Finish | Money |
|---|---|---|---|---|---|---|---|
| 1958 | 77 | 75 | | | 152 | CUT | |
| 1959 | 80 | 75 | | | 155 | CUT | |
| 1961 | 77 | 70 | 77 | 74 | 298 | T35 | |
| 1962 | 75 | 75 | 77 | | 227 | CUT | |
| | | | | | | **Total** | |

**Hopkins, Mark (75.50)**

| Year | 1st | 2nd | 3rd | 4th | Total | Finish | Money |
|---|---|---|---|---|---|---|---|
| 1967 | 77 | 74 | | | 151 | CUT | |
| | | | | | | **Total** | |

**Horgan III, P.H. (74.38)**

| Year | 1st | 2nd | 3rd | 4th | Total | Finish | Money |
|---|---|---|---|---|---|---|---|
| 1990 | 79 | 77 | | | 156 | CUT | |
| 1992 | 77 | 72 | | | 149 | CUT | |
| 1993 | 76 | 73 | | | 149 | CUT | |
| 1997 | 71 | 72 | 72 | 75 | 290 | T65 | $3,971.00 |
| 1998 | 71 | 73 | | | 144 | CUT | |
| 1999 | 78 | 77 | | | 155 | CUT | |
| 2000 | 76 | 71 | | | 147 | CUT | |
| | | | | | | **Total** | **$3,971.00** |

**Horn, Rod (73.50)**

| Year | 1st | 2nd | 3rd | 4th | Total | Finish | Money |
|---|---|---|---|---|---|---|---|
| 1968 | 76 | 71 | | | 147 | CUT | |
| | | | | | | **Total** | |

**Horne, John (77.50)**

| Year | 1st | 2nd | 3rd | 4th | Total | Finish | Money |
|---|---|---|---|---|---|---|---|
| 1987 | 78 | 77 | | | 155 | CUT | |
| | | | | | | **Total** | |

**Horne, Stanley (74.25)**

| Year | 1st | 2nd | 3rd | 4th | Total | Finish | Money |
|---|---|---|---|---|---|---|---|
| 1950 | 75 | 69 | 77 | 70 | 291 | T22 | |
| 1951 | 79 | 74 | 73 | 77 | 303 | T38 | |
| | | | | | | **Total** | |

**Horschel, Billy (67.31)**

| Year | 1st | 2nd | 3rd | 4th | Total | Finish | Money |
|---|---|---|---|---|---|---|---|
| 2011 | 67 | 67 | 66 | 72 | 272 | T30 | $28,964.00 |
| 2012 | 69 | 67 | 66 | 73 | 275 | T46 | 14,742.00 |
| 2014 | 70 | 65 | 72 | 68 | 275 | T47 | 14,257.00 |
| 2015 | 68 | 70 | | | 138 | CUT | |
| 2016 | 66 | 68 | 64 | 68 | 266 | T5 | 189,840.00 |
| 2017 | 67 | 70 | 69 | 69 | 275 | T60 | 12,644.00 |
| 2018 | 66 | 68 | 67 | 65 | 266 | T11 | 112,000.00 |
| 2019 | 68 | 67 | 65 | 64 | 204 | T6 | 181,128.58 |
| 2020 | 66 | 64 | 65 | 65 | 260 | 2 | 697,600.00 |
| 2022 | 67 | 69 | 68 | 68 | 272 | T27 | 47,936.67 |
| 2023 | 67 | 62 | 63 | 72 | 264 | 4 | 372,400.00 |
| | | | | | | **Total** | **$1,671,512.24** |

**Horsfield, Sam (72.50)**

| Year | 1st | 2nd | 3rd | 4th | Total | Finish | Money |
|---|---|---|---|---|---|---|---|
| 2017 | 76 | 69 | | | 145 | CUT | |
| | | | | | | **Total** | |

**Horvath, Rudy (72.50)**

| Year | 1st | 2nd | 3rd | 4th | Total | Finish | Money |
|---|---|---|---|---|---|---|---|
| 1954 | 67 | 77 | 73 | 73 | 290 | T9 | $343.33 |
| | | | | | | **Total** | **$343.33** |

**Hossler, Beau (70.10)**

| Year | 1st | 2nd | 3rd | 4th | Total | Finish | Money |
|---|---|---|---|---|---|---|---|
| 2019 | 69 | 71 | | | 140 | CUT | |
| 2020 | 70 | 68 | | | 138 | CUT | |
| 2021 | 68 | 69 | 68 | 74 | 279 | T65 | $13,504.00 |
| 2023 | 77 | 67 | | | 144 | CUT | |
| | | | | | | **Total** | **$13,504.00** |

**House, Ray (86.00)**

| Year | 1st | 2nd | 3rd | 4th | Total | Finish | Money |
|---|---|---|---|---|---|---|---|
| 1957 | 87 | 85 | | | 172 | CUT | |
| | | | | | | **Total** | |

**Houts, Charles (75.00)**

| Year | 1st | 2nd | 3rd | 4th | Total | Finish | Money |
|---|---|---|---|---|---|---|---|
| 1969 | 75 | 75 | | | 150 | CUT | |
| | | | | | | **Total** | |

**Hovland, Viktor (65.25)**

| Year | 1st | 2nd | 3rd | 4th | Total | Finish | Money |
|---|---|---|---|---|---|---|---|
| 2019 | 66 | 66 | 69 | 65 | 261 | 4 | $297,600.00 |
| | | | | | | **Total** | **$297,600** |

**Howard, Bob (80.00)**

| Year | 1st | 2nd | 3rd | 4th | Total | Finish | Money |
|---|---|---|---|---|---|---|---|
| 1962 | 81 | 79 | | | 160 | CUT | |
| | | | | | | **Total** | |

**Howell III, Charles (68.39)**

| Year | 1st | 2nd | 3rd | 4th | Total | Finish | Money |
|---|---|---|---|---|---|---|---|
| 2005 | 69 | 71 | 68 | 71 | 279 | T34 | $24,714.29 |
| 2006 | 69 | 72 | 68 | 70 | 279 | T19 | 65,000.00 |
| 2009 | 68 | 67 | 71 | 63 | 269 | T13 | 95,625.00 |
| 2011 | 69 | 65 | 66 | 67 | 267 | T4 | 196,040.00 |
| 2012 | 67 | 69 | 71 | 66 | 273 | T31 | 30,160.00 |
| 2013 | 66 | | | | 66 | DQ | |
| 2014 | 71 | 73 | | | 144 | CUT | |
| 2015 | 67 | 68 | 69 | 67 | 271 | T31 | 30,625.72 |
| 2019 | 66 | 65 | 68 | 68 | 267 | T22 | 53,044.44 |
| 2020 | 68 | 74 | | | 142 | CUT | |
| | | | | | | **Total** | **$495,209.45** |

**Howell, Dick (74.25)**

| Year | 1st | 2nd | 3rd | 4th | Total | Finish | Money |
|---|---|---|---|---|---|---|---|
| 1963 | 74 | 72 | 73 | 78 | 297 | T60 | |
| | | | | | | **Total** | |

**Howison, Ryan (74.17)**

| Year | 1st | 2nd | 3rd | 4th | Total | Finish | Money |
|---|---|---|---|---|---|---|---|
| 1995 | 70 | 80 | | | 150 | CUT | |
| 2000 | 71 | 70 | 79 | 75 | 295 | T71 | $5,850.00 |
| | | | | | | **Total** | **$5,850.00** |

**Hubbard, Mark (68.32)**

| Year | 1st | 2nd | 3rd | 4th | Total | Finish | Money |
|---|---|---|---|---|---|---|---|
| 2015 | 69 | 69 | | | 138 | CUT | |
| 2016 | 71 | 69 | | | 140 | CUT | |
| 2017 | 67 | 67 | 68 | 68 | 270 | T24 | $49,445.00 |
| 2020 | 67 | 65 | 64 | 70 | 266 | T15 | 104,000.00 |
| 2021 | 67 | 70 | 68 | 69 | 274 | T51 | 15,584.00 |
| 2022 | 70 | 69 | 70 | 67 | 276 | T61 | 15,841.00 |
| 2023 | 72 | 67 | | | 139 | CUT | |
| | | | | | | **Total** | **$184,870.00** |

**Huckabs, Charles (72.38)**

| Year | 1st | 2nd | 3rd | 4th | Total | Finish | Money |
|---|---|---|---|---|---|---|---|
| 1963 | 71 | 74 | 72 | 72 | 289 | T36 | $143.33 |
| 1964 | 73 | 72 | 72 | 73 | 290 | T34 | 300.00 |
| | | | | | | **Total** | **$443.33** |

**Huff, Boyd (84.00)**

| Year | 1st | 2nd | 3rd | 4th | Total | Finish | Money |
|---|---|---|---|---|---|---|---|
| 1967 | 83 | 85 | | | 168 | CUT | |
| | | | | | | **Total** | |

**Huggett, Brian (72.25)**

| Year | 1st | 2nd | 3rd | 4th | Total | Finish | Money |
|---|---|---|---|---|---|---|---|
| 1969 | 70 | 72 | 75 | 72 | 289 | T67 | $266.67 |
| | | | | | | **Total** | **$266.67** |

**Hughes, Bradley (73.79)**

| Year | 1st | 2nd | 3rd | 4th | Total | Finish | Money |
|---|---|---|---|---|---|---|---|
| 1996 | 78 | 72 | | | 150 | CUT | |
| 1998 | 74 | 78 | | | 152 | CUT | |
| 1999 | 75 | 69 | | | 144 | CUT | |
| 2000 | 72 | 72 | 76 | 77 | 297 | 77 | $5,580.00 |
| 2001 | 72 | 71 | | | 143 | CUT | |
| 2002 | 73 | 74 | | | 147 | CUT | |
| | | | | | | **Total** | **$5,580.00** |

**Hughes, Jr., H.M. (83.00)**

| Year | 1st | 2nd | 3rd | 4th | Total | Finish | Money |
|---|---|---|---|---|---|---|---|
| 1957 | 85 | 81 | | | 166 | CUT | |
| | | | | | | **Total** | |

**Hughes, John (77.09)**

| Year | 1st | 2nd | 3rd | 4th | Total | Finish | Money |
|---|---|---|---|---|---|---|---|
| 1956 | 83 | 77 | | | 160 | CUT | |
| 1957 | 80 | 73 | | | 153 | CUT | |
| 1958 | 72 | 75 | 78 | 71 | 296 | T57 | |
| 1961 | 81 | 72 | 77 | 80 | 310 | 59 | |
| 1962 | 74 | 83 | | | 157 | CUT | |
| 1964 | 76 | 82 | 76 | | 234 | W/D | |
| 1984 | 74 | 79 | | | 153 | CUT | |
| 1989 | 78 | 80 | | | 158 | CUT | |
| 2000 | 78 | 74 | | | 152 | CUT | |
| | | | | | | **Total** | |

**Hughes, Mackenzie (68.88)**

| Year | 1st | 2nd | 3rd | 4th | Total | Finish | Money |
|---|---|---|---|---|---|---|---|
| 2018 | 68 | 68 | 67 | 73 | 276 | T66 | $12,300.00 |
| 2019 | 63 | 66 | 69 | 69 | 267 | T22 | 53,044.44 |
| 2021 | 70 | 63 | 70 | 69 | 272 | T37 | 26,560.00 |
| 2022 | 67 | 78 | | | 145 | CUT | |
| 2023 | 70 | 72 | | | 142 | CUT | |
| | | | | | | **Tota;** | **$91,904.44** |

**Huh, John (68.61)**

| Year | 1st | 2nd | 3rd | 4th | Total | Finish | Money |
|---|---|---|---|---|---|---|---|
| 2012 | 69 | 65 | 69 | 67 | 270 | T19 | $67,600.00 |
| 2013 | 68 | 62 | 70 | 68 | 268 | T3 | 307,400.00 |
| 2014 | 70 | 68 | 70 | 69 | 277 | T57 | 11,660.00 |
| 2015 | 70 | 65 | 73 | 69 | 277 | T59 | 11,826.00 |
| 2016 | 70 | 67 | 69 | 70 | 276 | T63 | 11,760.00 |
| 2017 | 68 | 67 | 70 | 70 | 275 | T60 | 12,644.00 |
| 2018 | 70 | 69 | | | 139 | CUT | |
| 2021 | 68 | 71 | | | 139 | CUT | |
| 2022 | 61 | 71 | 66 | 67 | 245 | T2 | 649,700.00 |
| | | | | | | **Total** | **$1,072,590.00** |

**Hulbert, Mike (72.25)**

| Year | 1st | 2nd | 3rd | 4th | Total | Finish | Money |
|---|---|---|---|---|---|---|---|
| 1985 | 75 | 78 | | | 153 | CUT | |
| 1986 | 71 | 72 | 72 | 71 | 286 | T24 | $4,262.50 |
| 1987 | 74 | 76 | | | 150 | CUT | |
| 1988 | 74 | 74 | | | 148 | CUT | |
| 1989 | 80 | 75 | | | 155 | CUT | |
| 1990 | 73 | 70 | 73 | 69 | 285 | T4 | 51,666.67 |
| 1991 | 70 | 70 | 69 | 68 | 277 | T5 | 43,906.25 |
| 1992 | 70 | 70 | 71 | 71 | 282 | T11 | 23,333.33 |
| 1993 | 73 | 73 | 71 | 79 | 296 | T74 | 2,835.00 |
| 1994 | 71 | 72 | 68 | 75 | 286 | T29 | 9,975.00 |
| 1995 | 73 | 72 | | | 145 | CUT | |
| 1996 | 76 | 75 | | | 151 | CUT | |
| 1997 | 66 | 69 | 77 | 72 | 284 | T29 | 11,566.25 |
| 1998 | 69 | 73 | 72 | 69 | 283 | T16 | 30,862.86 |
| 1999 | 71 | 66 | 74 | 73 | 284 | T31 | 15,080.00 |
| 2000 | 71 | 75 | | | 146 | CUT | |
| 2001 | 75 | 67 | 71 | 76 | 289 | 76 | 6,580.00 |
| 2002 | 75 | 71 | | | 146 | CUT | |
| | | | | | | **Total** | **$200,067.86** |

**Humenik, Ed (71.94)**

| Year | 1st | 2nd | 3rd | 4th | Total | Finish | Money |
|---|---|---|---|---|---|---|---|
| 1989 | 73 | 76 | | | 149 | CUT | |
| 1991 | 75 | 72 | | | 147 | CUT | |
| 1992 | 75 | 79 | | | 154 | CUT | |
| 1994 | 72 | 65 | 73 | 68 | 278 | T2 | $112,000.00 |
| 1995 | 73 | 70 | 68 | 71 | 282 | T19 | 17,550.00 |
| 1996 | 71 | 71 | 70 | 73 | 285 | T23 | 13,507.50 |
| | | | | | | **Total** | **$143,057.50** |

**Hunsuck, Jim (81.00)**

| Year | 1st | 2nd | 3rd | 4th | Total | Finish | Money |
|---|---|---|---|---|---|---|---|
| 1983 | 85 | 77 | | | 162 | CUT | |
| | | | | | | **Total** | |

**Hunt, Bernard (72.13)**

| Year | 1st | 2nd | 3rd | 4th | Total | Finish | Money |
|---|---|---|---|---|---|---|---|
| 1965 | 67 | 73 | 76 | 70 | 286 | T25 | $687.50 |
| 1966 | 72 | 75 | 73 | 71 | 291 | T51 | |
| | | | | | | **Total** | **$687.50** |

**Hunter, Roy (78.00)**

| Year | 1st | 2nd | 3rd | 4th | Total | Finish | Money |
|---|---|---|---|---|---|---|---|
| 1989 | 77 | 79 | | | 156 | CUT | |
| | | | | | | **Total** | |

**Hunter, Jr., Willie (75.50)**

| Year | 1st | 2nd | 3rd | 4th | Total | Finish | Money |
|---|---|---|---|---|---|---|---|
| 1955 | 78 | 73 | | | 151 | W/D | |
| | | | | | | **Total** | |

**Hurley III, Billy (69.08)**

| Year | 1st | 2nd | 3rd | 4th | Total | Finish | Money |
|---|---|---|---|---|---|---|---|
| 2012 | 71 | 69 | | | 140 | CUT | |
| 2014 | 73 | 68 | | | 141 | CUT | |
| 2015 | 69 | 70 | | | 139 | CUT | |
| 2017 | 70 | 68 | | | 138 | CUT | |
| 2018 | 68 | 69 | 68 | 66 | 271 | T41 | $22,800.00 |
| | | | | | | **Total** | **$22,800.00** |

**Hurst, Jon (75.00)**

| Year | 1st | 2nd | 3rd | 4th | Total | Finish | Money |
|---|---|---|---|---|---|---|---|
| 1998 | 74 | 76 | | | 150 | CUT | |
| | | | | | | **Total** | |

**Huston, John (70.81)**

| Year | 1st | 2nd | 3rd | 4th | Total | Finish | Money |
|---|---|---|---|---|---|---|---|
| 1988 | 69 | 71 | 73 | 74 | 287 | T36 | $4,506.86 |
| 1989 | 71 | 69 | 67 | 72 | 279 | 2 | 108,000.00 |
| 1990 | 74 | 69 | 71 | 72 | 286 | T7 | 38,958.33 |
| 1991 | 74 | 68 | 69 | 65 | 276 | T3 | 72,500.00 |
| 1992 | 71 | 73 | 72 | 78 | 294 | T70 | 2,487.50 |
| 1993 | 73 | 70 | 72 | 73 | 288 | T27 | 10,425.00 |
| 1994 | 73 | 65 | 75 | 72 | 285 | T22 | 13,521.43 |
| 1995 | 73 | 71 | | | 144 | CUT | |
| 1996 | 71 | 71 | 73 | 65 | 280 | T5 | 68,400.00 |
| 1997 | 74 | 76 | | | 150 | CUT | |
| 2002 | 71 | 66 | 71 | 77 | 285 | T30 | 22,087.50 |
| 2003 | 67 | 71 | 70 | 70 | 278 | T18 | 60,750.00 |
| 2005 | 66 | 66 | 74 | 70 | 276 | T17 | 72,500.00 |
| 2006 | 72 | 70 | 73 | 69 | 284 | T43 | 14,900.00 |
| 2007 | 66 | 66 | 72 | 70 | 274 | T20 | 52,142.86 |
| 2008 | 70 | | | | 70 | W/D | |
| | | | | | | **Total** | **$541,179.48** |

**Hutchens, George (86.00)**

| Year | 1st | 2nd | 3rd | 4th | Total | Finish | Money |
|---|---|---|---|---|---|---|---|
| 1957 | 86 | | | | 86 | W/D | |
| | | | | | | **Total** | |

**Hutchinson, Denis (74.14)**

| Year | 1st | 2nd | 3rd | 4th | Total | Finish | Money |
|---|---|---|---|---|---|---|---|
| 1960 | 74 | 72 | 69 | 73 | 288 | T20 | $290.00 |
| 1962 | 73 | 76 | 82 | | 231 | CUT | |
| | | | | | | **Total** | **$290.00** |

**Hutchins, Jesse (72.75)**

| Year | 1st | 2nd | 3rd | 4th | Total | Finish | Money |
|---|---|---|---|---|---|---|---|
| 2014 | 75 | 73 | | | 148 | CUT | |
| 2016 | 75 | 68 | | | 143 | CUT | |
| | | | | | | **Total** | |

**Im, Sungaje (66.60)**

| Year | 1st | 2nd | 3rd | 4th | Total | Finish | Money |
|---|---|---|---|---|---|---|---|
| 2019 | 62 | 67 | 70 | 65 | 264 | T6 | $181,128.57 |
| 2020 | 69 | 64 | 66 | 65 | 264 | T9 | 168,000.00 |
| 2021 | 66 | 68 | 67 | 68 | 269 | T24 | 53,440.00 |
| 2022 | 63 | 69 | 65 | 68 | 265 | T2 | 649,700.00 |
| 2023 | 69 | 66 | 67 | 68 | 270 | T14 | 123,500.00 |
| | | | | | | **Total** | **$1,175,768.57** |

**Imada, Ryuji (70.59)**

| Year | 1st | 2nd | 3rd | 4th | Total | Finish | Money |
|---|---|---|---|---|---|---|---|
| 2005 | 76 | 68 | | | 144 | CUT | |
| 2006 | 70 | 72 | 79 | 72 | 293 | 76 | $9,400.00 |
| 2007 | 67 | 73 | | | 140 | CUT | |
| 2008 | 68 | 68 | 73 | 69 | 278 | T69 | 10,149.00 |
| 2010 | 69 | 69 | | | 138 | CUT | |
| 2011 | 69 | 69 | | | 138 | CUT | |
| 2012 | 67 | 70 | 70 | 71 | 278 | T58 | 11,440.00 |
| 2014 | 66 | 78 | | | 144 | CUT | |
| | | | | | | **Total** | **$30,989.00** |

**Immelman, Trevor (68.78)**

| Year | 1st | 2nd | 3rd | 4th | Total | Finish | Money |
|---|---|---|---|---|---|---|---|
| 2010 | 68 | 69 | 66 | 68 | 271 | T53 | $11,433.27 |
| 2011 | 69 | 71 | | | 140 | CUT | |
| 2012 | 67 | 68 | 68 | 68 | 271 | T22 | 48,273.33 |
| 2013 | 65 | 71 | 70 | 71 | 277 | T37 | 22,260.00 |
| 2014 | 70 | 70 | | | 140 | CUT | |
| 2015 | 68 | 71 | | | 139 | CUT | |
| | | | | | | **Total** | **$81,966.60** |

**Impaglia, Bob (81.00)**

| Year | 1st | 2nd | 3rd | 4th | Total | Finish | Money |
|---|---|---|---|---|---|---|---|
| 1979 | 80 | 82 | | | 162 | CUT | |
| | | | | | | **Total** | |

**Ingraham, Stu (78.00)**

| Year | 1st | 2nd | 3rd | 4th | Total | Finish | Money |
|---|---|---|---|---|---|---|---|
| 1986 | 80 | 76 | | | 156 | CUT | |
| | | | | | | **Total** | |

**Ingram, Mike (75.50)**

| Year | 1st | 2nd | 3rd | 4th | Total | Finish | Money |
|---|---|---|---|---|---|---|---|
| 1991 | 76 | 75 | | | 151 | CUT | |
| | | | | | | **Total** | |

**Inman, Bob (73.25)**

| Year | 1st | 2nd | 3rd | 4th | Total | Finish | Money |
|---|---|---|---|---|---|---|---|
| 1954 | 71 | 76 | 71 | 75 | 293 | T23 | |
| | | | | | | **Total** | |

**Inman, Joe (72.84)**

| Year | 1st | 2nd | 3rd | 4th | Total | Finish | Money |
|---|---|---|---|---|---|---|---|
| 1970 | 73 | 74 | | | 147 | CUT | |
| 1972 | 71 | 71 | 72 | 70 | 284 | T54 | |
| 1974 | 72 | 67 | 64 | 73 | 276 | T13 | $3,965.96 |
| 1975 | 71 | 75 | 78 | 72 | 296 | T54 | 495.00 |
| 1976 | 72 | 70 | 68 | 71 | 281 | T40 | 851.00 |
| 1977 | 71 | 79 | | | 150 | CUT | |
| 1978 | 74 | 74 | | | 148 | CUT | |
| 1979 | 71 | 72 | 74 | 74 | 291 | T18 | 2,937.50 |
| 1980 | 76 | 74 | | | 150 | CUT | |
| 1981 | 72 | 74 | 71 | 74 | 291 | T23 | 2,670.00 |
| 1982 | 73 | 75 | | | 148 | CUT | |
| 1983 | 75 | 75 | | | 150 | CUT | |
| 1984 | 71 | 75 | 76 | 75 | 297 | T65 | 836.00 |
| 1985 | 74 | 74 | 75 | 77 | 300 | T60 | 848.00 |
| 1986 | 78 | 67 | 73 | 72 | 290 | T53 | 1,157.50 |
| 1987 | 73 | 72 | 76 | 74 | 295 | T44 | 1,864.80 |
| 1988 | 71 | 70 | 72 | 72 | 285 | T27 | 7,400.00 |
| | | | | | | **Total** | **$23,025.76** |

**Inman, John (73.22)**

| Year | 1st | 2nd | 3rd | 4th | Total | Finish | Money |
|---|---|---|---|---|---|---|---|
| 1984 | 76 | 77 | | | 153 | CUT | |
| 1986 | 73 | 74 | | | 147 | CUT | |
| 1987 | 75 | 76 | | | 151 | CUT | |
| 1988 | 70 | 76 | | | 146 | CUT | |
| 1989 | 72 | 73 | 74 | 74 | 293 | T50 | $2,348.89 |
| 1990 | 74 | 70 | 75 | 76 | 295 | T57 | 2,787.50 |
| 1991 | 70 | 67 | 76 | 71 | 284 | T40 | 4,875.00 |
| 1992 | 71 | 73 | 72 | 69 | 285 | T30 | 7,594.17 |
| 1993 | 72 | 73 | 74 | 73 | 292 | T50 | 3,485.46 |
| 1994 | 74 | 74 | | | 148 | CUT | |
| 1996 | 80 | 69 | | | 149 | CUT | |
| | | | | | | **Total** | **$21,091.02** |

**Inman, Walker (72.50)**

| Year | 1st | 2nd | 3rd | 4th | Total | Finish | Money |
|---|---|---|---|---|---|---|---|
| 1953 | 73 | 73 | 73 | 73 | 292 | T34 | |
| 1957 | 75 | 70 | 69 | 74 | 288 | T22 | $155.00 |
| | | | | | | **Total** | **$155.00** |

**Irwin, Hale (71.66)**

| Year | 1st | 2nd | 3rd | 4th | Total | Finish | Money |
|---|---|---|---|---|---|---|---|
| 1969 | 71 | 71 | 73 | 75 | 290 | T73 | $266.66 |
| 1970 | 68 | 70 | 76 | 72 | 286 | T45 | 428.57 |
| 1971 | 72 | 74 | 69 | 68 | 283 | T37 | 921.50 |
| 1972 | 69 | 68 | 69 | 70 | 276 | T10 | 4,400.00 |
| 1977 | 70 | 66 | 73 | 75 | 284 | T8 | 5,659.66 |
| 1979 | 70 | 76 | 72 | 75 | 293 | T34 | 1,290.00 |
| 1987 | 74 | 73 | 76 | 69 | 292 | T20 | 5,712.00 |
| 1988 | 77 | 72 | | | 149 | CUT | |
| 1993 | 71 | 73 | 70 | 78 | 292 | T50 | 3,485.45 |
| 1994 | 65 | 73 | 71 | 69 | 278 | T2 | 112,000.00 |
| | | | | | | **Total** | **$134,163.84** |

**Isenhour, Tripp (70.58)**

| Year | 1st | 2nd | 3rd | 4th | Total | Finish | Money |
|---|---|---|---|---|---|---|---|
| 2001 | 74 | 65 | 68 | 76 | 283 | T47 | $8,990.00 |
| 2002 | 69 | 72 | 75 | 74 | 290 | T56 | 8,512.00 |
| 2007 | 69 | 70 | 65 | 70 | 274 | T20 | 52,142.86 |
| | | | | | | **Total** | **$69,644.86** |

**Ishikawa, Ryo (68.83)**

| Year | 1st | 2nd | 3rd | 4th | Total | Finish | Money |
|---|---|---|---|---|---|---|---|
| 2012 | 69 | 71 | | | 140 | CUT | |
| 2013 | 70 | 69 | 69 | 67 | 275 | T26 | $40,810.00 |
| 2014 | 70 | 62 | 78 | 70 | 280 | T70 | 10,441.00 |
| 2015 | 71 | 66 | 68 | 66 | 271 | T31 | 30,625.72 |
| 2017 | 66 | 71 | 66 | 70 | 273 | T42 | 18,661.50 |
| | | | | | | **Total** | **$100,538.22** |

**Isley, B. (77.00)**

| Year | 1st | 2nd | 3rd | 4th | Total | Finish | Money |
|---|---|---|---|---|---|---|---|
| 1952 | 71 | 76 | 81 | 80 | 308 | 44 | |
| | | | | | | **Total** | |

**Israelson, Bill (74.00)**

| Year | 1st | 2nd | 3rd | 4th | Total | Finish | Money |
|---|---|---|---|---|---|---|---|
| 1986 | 77 | 71 | | | 148 | CUT | |
| | | | | | | **Total** | |

**Iverson, Don (75.00)**

| Year | 1st | 2nd | 3rd | 4th | Total | Finish | Money |
|---|---|---|---|---|---|---|---|
| 1975 | 78 | 71 | 75 | 73 | 297 | T59 | $441.25 |
| 1976 | 79 | 71 | | | 150 | CUT | |
| 1977 | 78 | 75 | | | 153 | CUT | |
| | | | | | | **Total** | **$441.25** |

**Iwata, Hiroshi (71.00)**

| Year | 1st | 2nd | 3rd | 4th | Total | Finish | Money |
|---|---|---|---|---|---|---|---|
| 2016 | 70 | 70 | | | 140 | CUT | |
| 2017 | 70 | 74 | | | 144 | CUT | |
| | | | | | | **Total** | |

**Jacklin, Tony (70.18)**

| Year | 1st | 2nd | 3rd | 4th | Total | Finish | Money |
|---|---|---|---|---|---|---|---|
| 1969 | 73 | 71 | | | 144 | CUT | |
| 1970 | 70 | 71 | 70 | 68 | 279 | T11 | $3,528.00 |
| 1971 | 70 | 69 | 72 | 67 | 278 | T7 | 5,605.00 |
| 1972 | 69 | 68 | 69 | 69 | 275 | T7 | 5,900.00 |
| 1975 | 74 | 70 | 71 | 71 | 286 | T12 | 4,218.75 |
| 1976 | 71 | 69 | 70 | 72 | 282 | T47 | 605.00 |
| | | | | | | **Total** | **$19,856.75** |

**Jackson, David (75.00)**

| Year | 1st | 2nd | 3rd | 4th | Total | Finish | Money |
|---|---|---|---|---|---|---|---|
| 1993 | 77 | 73 | | | 150 | CUT | |
| | | | | | | **Total** | |

**Jackson, Wayne (76.00)**

| Year | 1st | 2nd | 3rd | 4th | Total | Finish | Money |
|---|---|---|---|---|---|---|---|
| 1956 | 70 | 75 | 81 | 78 | 304 | T53 | |
| | | | | | | **Total** | |

**Jacobs, John (72.89)**

| Year | 1st | 2nd | 3rd | 4th | Total | Finish | Money |
|---|---|---|---|---|---|---|---|
| 1969 | 69 | 72 | 69 | 72 | 282 | T22 | $1,334.00 |
| 1970 | 77 | | | | 77 | W/D | |
| 1972 | 73 | | | | 73 | W/D | |
| 1973 | 75 | | | | 75 | W/D | |
| 1977 | 75 | 74 | | | 149 | CUT | |
| | | | | | | **Total** | **$1,334.00** |

**Jacobs, Tommy (72.07)**

| Year | 1st | 2nd | 3rd | 4th | Total | Finish | Money |
|---|---|---|---|---|---|---|---|
| 1958 | 73 | 74 | 67 | 77 | 291 | T42 | |
| 1961 | 73 | 71 | 72 | 71 | 287 | T7 | $975.00 |
| 1962 | 74 | 72 | 79 | | 225 | CUT | |
| 1964 | 73 | 70 | 69 | 72 | 284 | T8 | 1,500.00 |
| 1965 | 74 | 71 | 70 | 74 | 289 | T37 | 362.50 |
| 1967 | 74 | 71 | 71 | 70 | 286 | T49 | 85.42 |
| 1968 | 76 | 71 | | | 147 | CUT | |
| 1970 | 68 | 71 | 74 | 68 | 281 | T25 | 1,386.00 |
| | | | | | | **Total** | **$4,308.92** |

**Jacobsen, Peter (71.95)**

| Year | 1st | 2nd | 3rd | 4th | Total | Finish | Money |
|---|---|---|---|---|---|---|---|
| 1977 | 72 | 70 | 72 | 71 | 285 | T14 | $3,642.50 |
| 1978 | 70 | 69 | 78 | 69 | 286 | T14 | 3,840.00 |
| 1979 | 72 | 73 | 77 | 70 | 292 | T26 | 1,737.50 |
| 1980 | 70 | 74 | 74 | 72 | 290 | T44 | 777.00 |
| 1981 | 70 | 78 | 76 | 70 | 294 | T45 | 825.75 |
| 1982 | 72 | 69 | 78 | 77 | 296 | T28 | 1,995.00 |
| 1984 | 70 | 73 | 74 | 71 | 288 | T17 | 5,234.29 |
| 1985 | 74 | 69 | 70 | 78 | 291 | T17 | 6,000.00 |
| 1986 | 70 | 76 | | | 146 | CUT | |
| 1988 | 69 | 74 | 70 | 74 | 287 | T36 | 4,506.85 |
| 1991 | 74 | 72 | | | 146 | CUT | |
| 1992 | 71 | 71 | | | 142 | W/D | |
| 1993 | 70 | 70 | 75 | 70 | 285 | T12 | 26,812.50 |
| 1994 | 72 | 73 | 72 | 70 | 287 | T33 | 8,287.50 |
| 1995 | 69 | 65 | 69 | 72 | 275 | T2 | 132,000.00 |
| 1996 | 72 | 71 | 70 | 74 | 287 | T44 | 5,760.00 |
| 1999 | 72 | 73 | | | 145 | CUT | |
| 2002 | 73 | 74 | | | 147 | CUT | |
| 2003 | 63 | 74 | 70 | 73 | 280 | T30 | 26,742.85 |
| | | | | | | **Total** | **$228,161.74** |

**Jacobson, Freddie (68.04)**

| Year | 1st | 2nd | 3rd | 4th | Total | Finish | Money |
|---|---|---|---|---|---|---|---|
| 2004 | 70 | 69 | 73 | 73 | 285 | T51 | $11,009.33 |
| 2007 | 70 | 66 | 70 | 72 | 278 | T49 | 12,025.00 |
| 2009 | 68 | 68 | 70 | 64 | 270 | T17 | 66,737.14 |
| 2010 | 67 | 67 | 69 | 62 | 265 | T12 | 96,900.00 |
| 2014 | 68 | 64 | 66 | 66 | 264 | T2 | 466,400.00 |
| 2016 | 69 | 66 | 72 | 64 | 271 | T33 | 27,751.12 |
| | | | | | | **Total** | **$680,822.59** |

**Jaeckel, Barry (73.70)**

| Year | 1st | 2nd | 3rd | 4th | Total | Finish | Money |
|---|---|---|---|---|---|---|---|
| 1978 | 72 | 72 | 74 | 69 | 287 | T19 | $2,352.00 |
| 1979 | 72 | 75 | 71 | 76 | 294 | T39 | 1,025.00 |
| 1981 | 73 | 75 | 73 | 72 | 293 | T35 | 1,324.50 |
| 1983 | 76 | 73 | | | 149 | CUT | |
| 1984 | 74 | 71 | 75 | 74 | 294 | T52 | 938.00 |
| 1985 | 74 | 70 | 77 | 79 | 300 | T60 | 848.00 |
| 1986 | 75 | 77 | | | 152 | CUT | |
| 1987 | 73 | 71 | 75 | 74 | 293 | T30 | 3,487.50 |
| 1989 | 76 | 73 | | | 149 | CUT | |
| | | | | | | **Total** | **$9,975.00** |

**Jaeger, Boyd (83.22)**

| Year | 1st | 2nd | 3rd | 4th | Total | Finish | Money |
|---|---|---|---|---|---|---|---|
| 1954 | 79 | 78 | | | 157 | W/D | |
| 1956 | 84 | | | | 84 | W/D | |
| 1959 | 86 | 84 | | | 170 | CUT | |
| 1961 | 88 | 81 | | | 169 | CUT | |
| 1962 | 86 | 83 | | | 169 | CUT | |
| | | | | | | **Total** | |

**Jaeger, Stephan (68.21)**

| Year | 1st | 2nd | 3rd | 4th | Total | Finish | Money |
|---|---|---|---|---|---|---|---|
| 2018 | 67 | 68 | 71 | 71 | 277 | T70 | $11,880.00 |
| 2019 | 70 | 68 | | | 138 | CUT | |
| 2022 | 69 | 70 | 69 | 62 | 270 | T13 | 123,187.50 |
| 2023 | 67 | 66 | 64 | 73 | 270 | T14 | 123,500.00 |
| | | | | | | **Total** | **$258,567.50** |

**Jamieson, Jim (70.50)**

| Year | 1st | 2nd | 3rd | 4th | Total | Finish | Money |
|---|---|---|---|---|---|---|---|
| 1969 | 76 | 69 | | | 145 | CUT | |
| 1971 | 71 | 69 | 75 | 65 | 280 | T14 | $3,135.00 |
| 1972 | 74 | 67 | 69 | 68 | 278 | T18 | 2,044.00 |
| 1973 | 67 | 70 | 67 | 72 | 276 | T18 | 2,092.36 |
| 1974 | 66 | 67 | 70 | 70 | 273 | 6 | 7,931.90 |
| 1976 | 70 | 73 | 71 | 72 | 286 | T65 | 396.50 |
| 1977 | 73 | 74 | 74 | 74 | 295 | T66 | 393.75 |
| | | | | | | **Total** | **$15,993.51** |

**January, Don (70.70)**

| Year | 1st | 2nd | 3rd | 4th | Total | Finish | Money |
|---|---|---|---|---|---|---|---|
| 1958 | 73 | 69 | 71 | 64 | 277 | T2 | $1,080.00 |
| 1965 | 74 | 75 | | | 149 | CUT | |
| 1966 | 68 | 72 | 74 | 74 | 288 | T44 | 300.00 |
| 1967 | 71 | 71 | 72 | 70 | 284 | T36 | 597.66 |
| 1968 | 68 | 67 | 66 | 73 | 274 | T8 | 3,895.84 |
| 1969 | 71 | 70 | 68 | 72 | 281 | T19 | 1,920.00 |
| 1970 | 75 | 69 | | | 144 | CUT | |
| 1971 | 73 | 70 | 67 | 69 | 279 | T10 | 4,180.00 |
| 1972 | 68 | 68 | 72 | 70 | 278 | T18 | 2,044.00 |
| 1975 | 74 | 74 | 70 | 75 | 293 | T42 | 852.50 |
| 1976 | 71 | 71 | 72 | 67 | 281 | T40 | 851.00 |
| | | | | | | **Total** | **$15,721.00** |

**Janzen, Lee (71.04)**

| Year | 1st | 2nd | 3rd | 4th | Total | Finish | Money |
|---|---|---|---|---|---|---|---|
| 1990 | 70 | 73 | 80 | 70 | 293 | T47 | $3,171.88 |
| 1991 | 77 | 75 | | | 152 | CUT | |
| 1992 | 72 | 74 | | | 146 | CUT | |
| 1993 | 71 | 71 | 70 | 71 | 283 | T6 | 50,250.00 |
| 1994 | 68 | 72 | 73 | 72 | 285 | T22 | 13,521.43 |
| 1995 | 70 | 67 | 76 | 73 | 286 | T41 | 5,400.00 |
| 1996 | 72 | 70 | 71 | 72 | 285 | T23 | 13,507.50 |
| 2004 | 70 | 72 | | | 142 | CUT | |
| 2005 | 72 | 70 | | | 142 | CUT | |
| 2006 | 71 | 72 | | | 143 | CUT | |
| 2007 | 72 | 76 | | | 148 | CUT | |
| 2008 | 67 | 66 | 67 | 67 | 267 | T15 | 81,600.00 |
| 2009 | 69 | 71 | | | 140 | CUT | |
| 2010 | 70 | 68 | | | 138 | CUT | |
| 2011 | 65 | 69 | 70 | 74 | 278 | T66 | 10,608.00 |
| 2014 | 70 | 68 | 71 | 73 | 282 | 76 | 9,964.00 |
| | | | | | | **Total** | **$188,022.81** |

**Jenkins, Tom (73.25)**

| Year | 1st | 2nd | 3rd | 4th | Total | Finish | Money |
|---|---|---|---|---|---|---|---|
| 1973 | 73 | 66 | 69 | 73 | 281 | T50 | $498.67 |
| 1977 | 73 | 72 | 68 | 75 | 288 | T31 | 1,276.89 |
| 1978 | 73 | 69 | 76 | 73 | 291 | T39 | 866.00 |
| 1979 | 75 | 85 | | | 160 | CUT | |
| 1980 | 71 | 75 | 74 | 74 | 294 | T60 | 542.50 |
| 1981 | 74 | 71 | 73 | 73 | 291 | T23 | 2,670.00 |
| 1982 | 73 | 75 | | | 148 | CUT | |
| 1983 | 74 | 74 | 75 | 75 | 298 | T65 | 824.00 |
| | | | | | | **Total** | **$6,678.06** |

**Jessup, Charles (77.35)**

| Year | 1st | 2nd | 3rd | 4th | Total | Finish | Money |
|---|---|---|---|---|---|---|---|
| 1956 | 79 | 75 | 77 | 77 | 308 | 64 | |
| 1957 | 76 | 75 | | | 151 | CUT | |
| 1958 | 73 | 78 | | | 151 | CUT | |
| 1959 | 76 | 69 | 77 | 78 | 300 | T46 | |
| 1961 | 81 | 72 | 82 | 82 | 317 | 63 | |
| 1962 | 78 | 81 | | | 159 | CUT | |
| 1967 | 72 | 77 | | | 149 | CUT | |
| 1973 | 79 | 81 | | | 160 | CUT | |
| 1974 | 84 | | | | 84 | W/D | |
| | | | | | | **Total** | |

**Jimenez, David (76.00)**

| Year | 1st | 2nd | 3rd | 4th | Total | Finish | Money |
|---|---|---|---|---|---|---|---|
| 1967 | 79 | 73 | | | 152 | CUT | |
| | | | | | | **Total** | |

**Jobe, Brandt (70.35)**

| Year | 1st | 2nd | 3rd | 4th | Total | Finish | Money |
|---|---|---|---|---|---|---|---|
| 1991 | 77 | 73 | | | 150 | CUT | |
| 2001 | 71 | 72 | | | 143 | CUT | |
| 2002 | 72 | 70 | 70 | 71 | 283 | T19 | $47,690.00 |
| 2003 | 70 | 70 | 72 | 69 | 281 | T37 | 18,450.00 |
| 2005 | 72 | 65 | 67 | 67 | 271 | T3 | 260,000.00 |
| 2006 | 72 | 73 | | | 145 | CUT | |
| 2008 | 70 | 70 | | | 140 | CUT | |
| 2011 | 69 | 67 | 67 | 69 | 272 | T30 | 28,964.00 |
| 2013 | 72 | 72 | | | 144 | CUT | |
| | | | | | | **Total** | **$355,104.00** |

**Johansson, Per-Ulrik (71.25)**

| Year | 1st | 2nd | 3rd | 4th | Total | Finish | Money |
|---|---|---|---|---|---|---|---|
| 1999 | 72 | 67 | 71 | 74 | 284 | T31 | $15,080.00 |
| 2001 | 69 | 75 | | | 144 | CUT | |
| 2003 | 71 | 66 | 70 | 71 | 278 | T18 | 60,750.00 |
| 2004 | 73 | 76 | | | 149 | CUT | |
| | | | | | | **Total** | **$75,830.00** |

**Johns, Al (82.50)**

| Year | 1st | 2nd | 3rd | 4th | Total | Finish | Money |
|---|---|---|---|---|---|---|---|
| 1961 | 79 | 86 | 82 | 83 | 330 | 64 | |
| | | | | | | **Total** | |

**Johnson, Bob (71.50)**

| Year | 1st | 2nd | 3rd | 4th | Total | Finish | Money |
|---|---|---|---|---|---|---|---|
| 1965 | 72 | 72 | 70 | 72 | 286 | T25 | $687.50 |
| | | | | | | **Total** | **$687.50** |

**Johnson, Chuck (77.00)**

| Year | 1st | 2nd | 3rd | 4th | Total | Finish | Money |
|---|---|---|---|---|---|---|---|
| 1987 | 78 | 76 | | | 154 | CUT | |
| | | | | | | **Total** | |

**Johnson, Doug (74.00)**

| Year | 1st | 2nd | 3rd | 4th | Total | Finish | Money |
|---|---|---|---|---|---|---|---|
| 1986 | 71 | 75 | | | 146 | CUT | |
| 1987 | 77 | 73 | | | 150 | CUT | |
| | | | | | | **Total** | |

**Johnson, Dustin (73.00)**

| Year | 1st | 2nd | 3rd | 4th | Total | Finish | Money |
|---|---|---|---|---|---|---|---|
| 2008 | 73 | | | | 73 | W/D | |
| | | | | | | **Total** | |

**Johnson, Eric (71.50)**

| Year | 1st | 2nd | 3rd | 4th | Total | Finish | Money |
|---|---|---|---|---|---|---|---|
| 1997 | 71 | 69 | 74 | 72 | 286 | T41 | $7,220.00 |
| | | | | | | **Total** | **$7,220.00** |

**Johnson, George (73.38)**

| Year | 1st | 2nd | 3rd | 4th | Total | Finish | Money |
|---|---|---|---|---|---|---|---|
| 1969 | 74 | 70 | | | 144 | CUT | |
| 1970 | 70 | 73 | 83 | 74 | 300 | 74 | $300.00 |
| 1971 | 72 | 74 | 75 | 75 | 296 | 79 | 271.42 |
| 1974 | 68 | 72 | 77 | 68 | 285 | T50 | 517.78 |
| 1975 | 75 | 74 | 73 | 69 | 291 | T32 | 1,195.00 |
| 1977 | 78 | 69 | 73 | 75 | 295 | T66 | 393.75 |
| 1978 | 75 | 75 | | | 150 | CUT | |
| | | | | | | **Total** | **$2,677.95** |

**Johnson, Howie (71.18)**

| Year | 1st | 2nd | 3rd | 4th | Total | Finish | Money |
|---|---|---|---|---|---|---|---|
| 1957 | 74 | 65 | 73 | 73 | 285 | T13 | $400.00 |
| 1958 | 72 | 68 | 69 | 72 | 281 | T13 | 400.00 |
| 1962 | 73 | 79 | 71 | 73 | 296 | T40 | 55.00 |
| 1965 | 71 | 67 | 77 | 70 | 285 | T20 | 900.00 |
| 1966 | 67 | 71 | 68 | 74 | 280 | T9 | 2,700.00 |
| 1970 | 71 | 67 | 78 | 69 | 285 | T42 | 648.00 |
| 1971 | 71 | 70 | 70 | 70 | 281 | T18 | 1,941.80 |
| | | | | | | **Total** | **$7,044.80** |

**Johnson, Kevin (71.33)**

| Year | 1st | 2nd | 3rd | 4th | Total | Finish | Money |
|---|---|---|---|---|---|---|---|
| 2001 | 71 | 71 | 73 | 71 | 286 | T66 | $7,175.00 |
| 2010 | 68 | 74 | | | 142 | CUT | |
| | | | | | | **Total** | **$7,175.00** |

**Johnson, Michael (69.00)**

| Year | 1st | 2nd | 3rd | 4th | Total | Finish | Money |
|---|---|---|---|---|---|---|---|
| 2016 | 70 | 68 | | | 138 | CUT | |
| | | | | | | **Total** | |

**Johnson, Richard (70.50)**

| Year | 1st | 2nd | 3rd | 4th | Total | Finish | Money |
|---|---|---|---|---|---|---|---|
| 2008 | 72 | 69 | | | 141 | CUT | |
| | | | | | | **Total** | |

**Johnson, Richard (69.19)**

| Year | 1st | 2nd | 3rd | 4th | Total | Finish | Money |
|---|---|---|---|---|---|---|---|
| 2003 | 71 | 76 | | | 147 | CUT | |
| 2004 | 67 | 71 | 69 | 70 | 277 | T8 | $110,975.00 |
| 2006 | 69 | 73 | 69 | 69 | 280 | T22 | 46,416.67 |
| 2007 | 70 | 70 | | | 140 | CUT | |
| 2008 | 67 | 70 | 71 | 67 | 275 | T53 | 11,773.72 |
| 2009 | 68 | 70 | 64 | 71 | 273 | T44 | 14,218.80 |
| 2010 | 67 | 66 | 65 | 68 | 266 | T18 | 55,947.00 |
| 2011 | 70 | 71 | | | 141 | CUT | |
| | | | | | | **Total** | **$239,331.19** |

**Johnson, Terry (83.50)**

| Year | 1st | 2nd | 3rd | 4th | Total | Finish | Money |
|---|---|---|---|---|---|---|---|
| 1998 | 83 | 84 | | | 167 | CUT | |
| | | | | | | **Total** | |

**Johnson, Tom (71.00)**

| Year | 1st | 2nd | 3rd | 4th | Total | Finish | Money |
|---|---|---|---|---|---|---|---|
| 2007 | 70 | 69 | 73 | 72 | 284 | T77 | $9,100.00 |
| | | | | | | **Total** | **$9,100.00** |

**Johnson, Willis (79.50)**

| Year | 1st | 2nd | 3rd | 4th | Total | Finish | Money |
|---|---|---|---|---|---|---|---|
| 1967 | 79 | 80 | | | 159 | CUT | |
| | | | | | | **Total** | |

**Johnson, Zach (68.29)**

| Year | 1st | 2nd | 3rd | 4th | Total | Finish | Money |
|---|---|---|---|---|---|---|---|
| 2004 | 68 | 73 | 72 | 74 | 287 | 61 | $10,120.00 |
| 2008 | 66 | 70 | 69 | 64 | 269 | T26 | 40,672.50 |
| 2013 | 67 | 68 | 66 | 68 | 269 | T5 | 193,450.00 |
| 2019 | 68 | 68 | 70 | 66 | 272 | T53 | 14,153.72 |
| 2020 | 70 | 67 | 61 | 65 | 263 | T7 | 208,000.00 |
| 2021 | 69 | 71 | | | 140 | CUT | |
| 2022 | 67 | 68 | 70 | 68 | 273 | T36 | 30,328.41 |
| 2023 | 67 | 72 | | | 139 | CUT | |
| | | | | | | **Total** | **$496,724.41** |

**Johnston, Al (74.25)**

| Year | 1st | 2nd | 3rd | 4th | Total | Finish | Money |
|---|---|---|---|---|---|---|---|
| 1961 | 73 | 71 | 72 | 70 | 286 | 6 | $1,100.00 |
| 1962 | 68 | 80 | 75 | 80 | 303 | 67 | |
| 1964 | 69 | 71 | 69 | 77 | 286 | T13 | 845.00 |
| 1965 | 75 | 75 | | | 150 | CUT | |
| 1967 | 81 | 82 | | | 163 | CUT | |
| | | | | | | **Total** | **$1,945.00** |

**Johnston, Jimmy (72.25)**

| Year | 1st | 2nd | 3rd | 4th | Total | Finish | Money |
|---|---|---|---|---|---|---|---|
| 1997 | 69 | 73 | 75 | 74 | 291 | T67 | $3,895.00 |
| 1998 | 69 | 69 | 74 | 75 | 287 | T42 | 7,480.00 |
| | | | | | | **Total** | **$11,375.00** |

**Johnston, Johnny (80.33)**

| Year | 1st | 2nd | 3rd | 4th | Total | Finish | Money |
|---|---|---|---|---|---|---|---|
| 1959 | 78 | 78 | | | 156 | CUT | |
| 1961 | 78 | 84 | | | 162 | CUT | |
| 1962 | 83 | 84 | | | 167 | CUT | |
| 1965 | 81 | 74 | | | 155 | CUT | |
| 1967 | 83 | 82 | | | 165 | CUT | |
| 1968 | 81 | 78 | | | 159 | CUT | |
| | | | | | | **Total** | |

**Johnston, Ralph (72.88)**

| Year | 1st | 2nd | 3rd | 4th | Total | Finish | Money |
|---|---|---|---|---|---|---|---|
| 1972 | 69 | 68 | 75 | 74 | 286 | T64 | $347.83 |
| 1973 | 70 | 75 | | | 145 | CUT | |
| 1976 | 76 | 76 | | | 152 | CUT | |
| | | | | | | **Total** | **$347.83** |

**Jolly, Stewart (70.50)**

| Year | 1st | 2nd | 3rd | 4th | Total | Finish | Money |
|---|---|---|---|---|---|---|---|
| 2018 | 70 | 71 | | | 141 | CUT | |
| | | | | | | **Total** | |

**Jonas, Philip (77.50)**

| Year | 1st | 2nd | 3rd | 4th | Total | Finish | Money |
|---|---|---|---|---|---|---|---|
| 1987 | 72 | 83 | | | 155 | CUT | |
| | | | | | | **Total** | |

**Jones, Brendan (74.00)**

| Year | 1st | 2nd | 3rd | 4th | Total | Finish | Money |
|---|---|---|---|---|---|---|---|
| 2005 | 71 | 77 | | | 148 | CUT | |
| | | | | | | **Total** | |

**Jones, Ed (77.50)**

| Year | 1st | 2nd | 3rd | 4th | Total | Finish | Money |
|---|---|---|---|---|---|---|---|
| 1958 | 73 | 82 | | | 155 | CUT | |
| | | | | | | **Total** | |

**Jones, Jr., Eugene (72.50)**

| Year | 1st | 2nd | 3rd | 4th | Total | Finish | Money |
|---|---|---|---|---|---|---|---|
| 1992 | 75 | 70 | | | 145 | CUT | |
| | | | | | | **Total** | |

**Jones, Gene (80.00)**

| Year | 1st | 2nd | 3rd | 4th | Total | Finish | Money |
|---|---|---|---|---|---|---|---|
| 1967 | 80 | 80 | | | 160 | CUT | |
| | | | | | | **Total** | |

**Jones, George (78.50)**

| Year | 1st | 2nd | 3rd | 4th | Total | Finish | Money |
|---|---|---|---|---|---|---|---|
| 1956 | 81 | 76 | | | 157 | CUT | |
| | | | | | | **Total** | |

**Jones, Gordon (72.54)**

| Year | 1st | 2nd | 3rd | 4th | Total | Finish | Money |
|---|---|---|---|---|---|---|---|
| 1958 | 77 | 77 | | | 154 | CUT | |
| 1960 | 73 | 71 | 70 | 72 | 286 | T14 | $510.00 |
| 1961 | 76 | 71 | 71 | 73 | 291 | T16 | 480.00 |
| 1964 | 70 | 72 | 71 | 71 | 284 | T8 | 1,500.00 |
| 1965 | 70 | 74 | 67 | 75 | 286 | T25 | 687.50 |
| 1966 | 72 | 72 | 75 | 77 | 296 | T65 | |
| 1967 | 74 | 75 | | | 149 | CUT | |
| 1969 | 66 | 70 | 73 | 76 | 285 | T50 | 280.00 |
| | | | | | | **Total** | **$3,457.50** |

**Jones, Grier (71.13)**

| Year | 1st | 2nd | 3rd | 4th | Total | Finish | Money |
|---|---|---|---|---|---|---|---|
| 1969 | 69 | 69 | 70 | 74 | 282 | T22 | $1,334.00 |
| 1970 | 72 | 75 | | | 147 | CUT | |
| 1976 | 73 | 70 | 68 | 71 | 282 | T47 | 605.00 |
| 1977 | 72 | 70 | 70 | 69 | 281 | 4 | 11,045.00 |
| 1979 | 75 | | | | 75 | W/D | |
| | | | | | | **Total** | **$12,984.00** |

**Jones, Kent (69.60)**

| Year | 1st | 2nd | 3rd | 4th | Total | Finish | Money |
|---|---|---|---|---|---|---|---|
| 1998 | 73 | 71 | | | 144 | CUT | |
| 1999 | 71 | 72 | 75 | 70 | 288 | T48 | $6,534.67 |
| 2001 | 74 | 72 | | | 146 | CUT | |
| 2002 | 70 | 74 | 73 | 68 | 285 | T30 | 22,087.50 |
| 2003 | 73 | 68 | 70 | 68 | 279 | T22 | 39,487.50 |
| 2004 | 74 | 68 | | | 142 | CUT | |
| 2005 | 70 | 71 | 67 | 66 | 274 | T11 | 120,000.00 |
| 2007 | 67 | 70 | 69 | 69 | 275 | T27 | 34,750.00 |
| 2008 | 66 | 68 | 65 | 69 | 268 | T20 | 57,324.00 |
| 2009 | 68 | 68 | 68 | 71 | 275 | T57 | 11,271.00 |
| 2010 | 66 | 70 | 69 | 66 | 271 | T53 | 11,433.28 |
| 2011 | 68 | 66 | 72 | 70 | 276 | T59 | 11,336.00 |
| | | | | | | **Total** | **$314,223.95** |

**Jones, Kyle (69.33)**

| Year | 1st | 2nd | 3rd | 4th | Total | Finish | Money |
|---|---|---|---|---|---|---|---|
| 2019 | 67 | 69 | 72 | | 208 | T78 | $11,284.00 |
| | | | | | | **Total** | **$11,284.00** |

**Jones, Matt (69.27)**

| Year | 1st | 2nd | 3rd | 4th | Total | Finish | Money |
|---|---|---|---|---|---|---|---|
| 2008 | 68 | 70 | | | 138 | CUT | |
| 2009 | 67 | 69 | 70 | 74 | 280 | 69 | $10,302.00 |
| 2011 | 70 | 68 | | | 138 | CUT | |
| 2012 | 68 | 72 | | | 140 | CUT | |
| 2013 | 65 | 71 | 71 | 62 | 269 | T5 | 193,450.00 |
| 2016 | 72 | 70 | | | 142 | CUT | |
| 2017 | 72 | 68 | | | 140 | CUT | |
| 2018 | 70 | 70 | | | 140 | CUT | |
| 2019 | 69 | 70 | | | 139 | CUT | |
| 2020 | 68 | 67 | 72 | 65 | 272 | T37 | 29,120.00 |
| 2021 | 69 | 68 | 69 | 74 | 280 | T70 | 12,992.00 |
| | | | | | | **Total** | **$245,864.00** |

**Jones, Steve (72.27)**

| Year | 1st | 2nd | 3rd | 4th | Total | Finish | Money |
|---|---|---|---|---|---|---|---|
| 1982 | 78 | 73 | | | 151 | CUT | |
| 1988 | 74 | 71 | 71 | 70 | 286 | T30 | $6,075.33 |
| 1991 | 72 | 73 | | | 145 | CUT | |
| 1995 | 70 | 74 | | | 144 | CUT | |
| 2000 | 71 | 71 | 76 | 74 | 292 | T56 | 6,690.00 |
| 2002 | 69 | 71 | 76 | 70 | 286 | T38 | 15,960.00 |
| 2006 | 68 | 74 | 72 | 72 | 286 | T59 | 10,900.00 |
| | | | | | | **Total** | **$39,625.33** |

**Jordan, Pete (73.23)**

| Year | 1st | 2nd | 3rd | 4th | Total | Finish | Money |
|---|---|---|---|---|---|---|---|
| 1994 | 66 | 77 | 75 | 78 | 296 | T71 | $2,940.00 |
| 1996 | 76 | 74 | | | 150 | CUT | |
| 1997 | 69 | 75 | | | 144 | CUT | |
| 1998 | 73 | 75 | | | 148 | CUT | |
| 1999 | 75 | 72 | | | 147 | CUT | |
| 2000 | 72 | 72 | 77 | 74 | 295 | T71 | 5,850.00 |
| 2001 | 72 | 70 | 70 | 72 | 284 | T54 | 7,910.00 |
| 2002 | 75 | 72 | | | 147 | CUT | |
| | | | | | | **Total** | **$16,700.00** |

**Jordan, R. (75.75)**

| Year | 1st | 2nd | 3rd | 4th | Total | Finish | Money |
|---|---|---|---|---|---|---|---|
| 1958 | 75 | 76 | 76 | 76 | 303 | T68 | |
| | | | | | | **Total** | |

**Josephson, John (74.33)**

| Year | 1st | 2nd | 3rd | 4th | Total | Finish | Money |
|---|---|---|---|---|---|---|---|
| 1959 | 70 | 78 | 75 | | 223 | W/D | |
| | | | | | | **Total** | |

**Joseph, John (73.50)**

| Year | 1st | 2nd | 3rd | 4th | Total | Finish | Money |
|---|---|---|---|---|---|---|---|
| 1967 | 73 | 74 | | | 147 | CUT | |
| | | | | | | **Total** | |

**Joyce, Lloyd (86.50)**

| Year | 1st | 2nd | 3rd | 4th | Total | Finish | Money |
|---|---|---|---|---|---|---|---|
| 1957 | 88 | 85 | | | 173 | CUT | |
| | | | | | | **Total** | |

**Joyce, Tom (76.50)**

| Year | 1st | 2nd | 3rd | 4th | Total | Finish | Money |
|---|---|---|---|---|---|---|---|
| 1977 | 77 | 76 | | | 153 | CUT | |
| | | | | | | **Total** | |

**Judy, Bubba (82.00)**

| Year | 1st | 2nd | 3rd | 4th | Total | Finish | Money |
|---|---|---|---|---|---|---|---|
| 1985 | 75 | 89 | | | 164 | CUT | |
| | | | | | | **Total** | |

**Julian, Jeff (77.17)**

| Year | 1st | 2nd | 3rd | 4th | Total | Finish | Money |
|---|---|---|---|---|---|---|---|
| 1996 | 79 | 78 | | | 157 | CUT | |
| 2001 | 76 | 76 | | | 152 | CUT | |
| 2002 | 78 | 76 | | | 154 | CUT | |
| | | | | | | **Total** | |

**Jurgensen, Steve (75.00)**

| Year | 1st | 2nd | 3rd | 4th | Total | Finish | Money |
|---|---|---|---|---|---|---|---|
| 1996 | 76 | 76 | | | 152 | CUT | |
| 1998 | 71 | 76 | | | 147 | CUT | |
| 1999 | 79 | 72 | | | 151 | CUT | |
| | | | | | | **Total** | |

**Justa, Ed (76.25)**

| Year | 1st | 2nd | 3rd | 4th | Total | Finish | Money |
|---|---|---|---|---|---|---|---|
| 1962 | 78 | 77 | | | 155 | CUT | |
| 1965 | 72 | 78 | | | 150 | CUT | |
| | | | | | | **Total** | |

**Kaczenski, Tony (76.25)**

| Year | 1st | 2nd | 3rd | 4th | Total | Finish | Money |
|---|---|---|---|---|---|---|---|
| 1954 | 74 | 76 | 76 | 79 | 305 | 53 | |
| | | | | | | **Total** | |

**Kallam, Mike (75.00)**

| Year | 1st | 2nd | 3rd | 4th | Total | Finish | Money |
|---|---|---|---|---|---|---|---|
| 1973 | 74 | 66 | 74 | 71 | 285 | T62 | $399.00 |
| 1985 | 74 | 82 | | | 156 | CUT | |
| 1987 | 83 | 76 | | | 159 | CUT | |
| | | | | | | **Total** | **$399.00** |

**Kaminsky, Allen (76.25)**

| Year | 1st | 2nd | 3rd | 4th | Total | Finish | Money |
|---|---|---|---|---|---|---|---|
| 1963 | 74 | 71 | 75 | 85 | 305 | 68 | |
| | | | | | | **Total** | |

**Kamiyama, Takashi (76.00)**

| Year | 1st | 2nd | 3rd | 4th | Total | Finish | Money |
|---|---|---|---|---|---|---|---|
| 1998 | 75 | 75 | | | 150 | CUT | |
| 1999 | 75 | 79 | | | 154 | CUT | |
| | | | | | | **Total** | |

**Kamm, Brian (71.75)**

| Year | 1st | 2nd | 3rd | 4th | Total | Finish | Money |
|---|---|---|---|---|---|---|---|
| 1993 | 74 | 73 | 73 | 71 | 291 | T43 | $4,680.00 |
| 1994 | 71 | 75 | | | 146 | CUT | |
| 1995 | 71 | 71 | 68 | 72 | 282 | T19 | 17,550.00 |
| 1996 | 73 | 68 | 70 | 73 | 284 | T16 | 25,251.43 |
| 1998 | 71 | 74 | | | 145 | CUT | |
| | | | | | | **Total** | **$47,481.43** |

**Kanada, Craig (70.92)**

| Year | 1st | 2nd | 3rd | 4th | Total | Finish | Money |
|---|---|---|---|---|---|---|---|
| 1997 | 72 | 76 | | | 148 | CUT | |
| 2001 | 71 | 67 | 72 | 73 | 283 | T47 | $8,990.00 |
| 2007 | 68 | 65 | 70 | 73 | 276 | T33 | 27,625.00 |
| 2008 | 70 | 74 | | | 144 | CUT | |
| | | | | | | **Total** | **$36,615.00** |

**Kane, Jim (81.00)**

| Year | 1st | 2nd | 3rd | 4th | Total | Finish | Money |
|---|---|---|---|---|---|---|---|
| 1984 | 79 | 83 | | | 162 | CUT | |
| | | | | | | **Total** | |

**Kang, Sung (69.36)**

| Year | 1st | 2nd | 3rd | 4th | Total | Finish | Money |
|---|---|---|---|---|---|---|---|
| 2011 | 68 | 67 | 70 | 71 | 276 | T59 | $11,336.00 |
| 2012 | 80 | 69 | | | 149 | CUT | |
| 2016 | 67 | 70 | 67 | 69 | 273 | T46 | 14,976.00 |
| 2018 | 65 | 69 | 69 | 70 | 273 | T53 | 13,890.00 |
| 2020 | 66 | 80 | | | 146 | CUT | |
| 2021 | 64 | 69 | 68 | 67 | 268 | T15 | 91,342.22 |
| 2022 | 69 | 72 | | | 141 | CUT | |
| | | | | | | **Total** | **$131,544.22** |

**Karlsson, Robert (70.63)**

| Year | 1st | 2nd | 3rd | 4th | Total | Finish | Money |
|---|---|---|---|---|---|---|---|
| 2012 | 69 | 75 | | | 144 | CUT | |
| 2013 | 70 | 66 | 75 | 71 | 282 | 70 | $10,600.00 |
| 2014 | 72 | 67 | | | 139 | CUT | |
| | | | | | | **Total** | **$10,600.00** |

**Kase, Hideki (72.75)**

| Year | 1st | 2nd | 3rd | 4th | Total | Finish | Money |
|---|---|---|---|---|---|---|---|
| 1997 | 73 | 70 | 71 | 77 | 291 | T67 | $3,895.00 |
| | | | | | | **Total** | **$3,895.00** |

**Kaser, Monty (75.25)**

| Year | 1st | 2nd | 3rd | 4th | Total | Finish | Money |
|---|---|---|---|---|---|---|---|
| 1967 | 79 | 74 | | | 153 | CUT | |
| 1968 | 82 | | | | 82 | W/D | |
| 1969 | 72 | 68 | 76 | 71 | 287 | T59 | $266.67 |
| 1978 | 80 | | | | 80 | W/D | |
| | | | | | | **Total** | **$266.67** |

**Kaufman, Smylie (70.00)**

| Year | 1st | 2nd | 3rd | 4th | Total | Finish | Money |
|---|---|---|---|---|---|---|---|
| 2017 | 71 | 69 | | | 140 | CUT | |
| | | | | | | **Total** | |

**Kay, Jack (73.13)**

| Year | 1st | 2nd | 3rd | 4th | Total | Finish | Money |
|---|---|---|---|---|---|---|---|
| 1953 | 74 | 68 | 73 | 73 | 288 | T23 | |
| 1954 | 74 | 73 | 75 | 75 | 297 | 34 | |
| | | | | | | **Total** | |

**Kay, Ollie (76.25)**

| Year | 1st | 2nd | 3rd | 4th | Total | Finish | Money |
|---|---|---|---|---|---|---|---|
| 1951 | 75 | 73 | 78 | 79 | 305 | 42 | |
| | | | | | | **Total** | |

**Kay Jr., Jack (75.00)**

| Year | 1st | 2nd | 3rd | 4th | Total | Finish | Money |
|---|---|---|---|---|---|---|---|
| 1989 | 77 | 73 | | | 150 | CUT | |
| | | | | | | **Total** | |

**Kaye, Jonathan (71.33)**

| Year | 1st | 2nd | 3rd | 4th | Total | Finish | Money |
|---|---|---|---|---|---|---|---|
| 1998 | 69 | 74 | 73 | 75 | 291 | T67 | $4,444.00 |
| 1999 | 71 | 70 | 78 | 72 | 291 | T63 | 5,460.00 |
| 2000 | 71 | 67 | 71 | 72 | 281 | T5 | 109,500.00 |
| 2001 | 68 | 69 | 73 | 72 | 282 | T36 | 14,365.91 |
| 2002 | 69 | 72 | 66 | 74 | 281 | T10 | 91,200.00 |
| 2005 | 70 | 68 | 70 | 74 | 282 | T51 | 11,840.00 |
| 2006 | 69 | 74 | | | 143 | CUT | |
| 2009 | 75 | | | | 75 | W/D | |
| | | | | | | **Total** | **$236,809.91** |

**Kaymer, Martin (68.30)**

| Year | 1st | 2nd | 3rd | 4th | Total | Finish | Money |
|---|---|---|---|---|---|---|---|
| 2013 | 70 | 68 | 73 | 63 | 274 | T20 | $57,416.67 |
| 2015 | 64 | 68 | 70 | 66 | 268 | T14 | 94,500.00 |
| 2019 | 66 | 75 | | | 141 | CUT | |
| | | | | | | **Total** | **$151,916.67** |

**Keiser, Herman (71.00)**

| Year | 1st | 2nd | 3rd | 4th | Total | Finish | Money |
|---|---|---|---|---|---|---|---|
| 1940 | 146 | 69 | 69 | | 284 | T7 | $230.00 |
| 1946 | 70 | 71 | 69 | 66 | 276 | 2 | 1,000.00 |
| 1947 | | | | | 295 | T16 | 167.50 |
| 1948 | 71 | 69 | 70 | 71 | 281 | 3 | 1,000.00 |
| | | | | | | **Total** | **$2,397.50** |

**Keith, Ray (82.00)**

| Year | 1st | 2nd | 3rd | 4th | Total | Finish | Money |
|---|---|---|---|---|---|---|---|
| 1958 | 81 | 83 | | | 164 | CUT | |
| | | | | | | **Total** | |

**Keller, Bob (73.25)**

| Year | 1st | 2nd | 3rd | 4th | Total | Finish | Money |
|---|---|---|---|---|---|---|---|
| 1955 | 75 | 76 | 77 | 72 | 300 | 56 | |
| 1958 | 69 | 74 | 72 | 71 | 286 | T24 | $150.00 |
| | | | | | | **Total** | **$150.00** |

**Kelley, Al (74.31)**

| Year | 1st | 2nd | 3rd | 4th | Total | Finish | Money |
|---|---|---|---|---|---|---|---|
| 1963 | 72 | 71 | 72 | 75 | 290 | T42 | $100.00 |
| 1964 | 71 | 72 | 76 | 79 | 298 | 63 | |
| 1965 | 74 | 81 | | | 155 | CUT | |
| 1966 | 77 | 69 | 73 | 76 | 295 | T60 | |
| 1967 | 78 | 73 | | | 151 | CUT | |
| | | | | | | **Total** | **$100.00** |

**Kelley, Ken (80.00)**

| Year | 1st | 2nd | 3rd | 4th | Total | Finish | Money |
|---|---|---|---|---|---|---|---|
| 1984 | 76 | 84 | | | 160 | CUT | |
| | | | | | | **Total** | |

**Kelley, George (74.50)**

| Year | 1st | 2nd | 3rd | 4th | Total | Finish | Money |
|---|---|---|---|---|---|---|---|
| 1976 | 73 | 73 | | | 146 | CUT | |
| 1978 | 76 | 76 | | | 152 | CUT | |
| | | | | | | **Total** | |

**Kelly, Jerry (69.35)**

| Year | 1st | 2nd | 3rd | 4th | Total | Finish | Money |
|---|---|---|---|---|---|---|---|
| 1996 | 75 | 75 | | | 150 | CUT | |
| 1997 | 68 | 69 | 68 | 77 | 282 | T19 | $22,230.00 |
| 1998 | 70 | 68 | 68 | 76 | 282 | T11 | 46,640.00 |
| 1999 | 69 | 69 | 76 | 71 | 285 | T37 | 12,220.00 |
| 2000 | 71 | 70 | 70 | 77 | 288 | T34 | 14,512.50 |
| 2001 | 67 | 70 | 67 | 71 | 275 | T4 | 131,950.00 |
| 2002 | 69 | 70 | 71 | 73 | 283 | T19 | 47,690.00 |
| 2003 | 68 | 75 | 72 | 68 | 283 | T49 | 10,822.50 |
| 2004 | 70 | 65 | 72 | 70 | 277 | T8 | 110,975.00 |
| 2005 | 70 | 68 | 67 | 68 | 273 | T6 | 156,500.00 |
| 2006 | 69 | 75 | | | 144 | CUT | |
| 2008 | 66 | 65 | 68 | 67 | 266 | T9 | 122,400.00 |
| 2010 | 66 | 67 | 66 | 69 | 268 | T34 | 25,208.57 |
| 2011 | 67 | 66 | 69 | 65 | 267 | T4 | 196,040.00 |
| 2012 | 72 | 67 | 69 | 68 | 276 | T50 | 12,542.40 |
| 2013 | 68 | 71 | 68 | 71 | 278 | T45 | 14,855.15 |
| 2015 | 67 | 69 | 67 | 66 | 269 | T18 | 63,450.00 |
| 2016 | 67 | 68 | 65 | 70 | 270 | T22 | 45,665.45 |
| | | | | | | **Total** | **$1,033,701.57** |

**Kelly, Lester (77.00)**

| Year | 1st | 2nd | 3rd | 4th | Total | Finish | Money |
|---|---|---|---|---|---|---|---|
| 1964 | 75 | 75 | 77 | 81 | 308 | 68 | |
| | | | | | | **Total** | |

**Kelly, Paul (74.83)**

| Year | 1st | 2nd | 3rd | 4th | Total | Finish | Money |
|---|---|---|---|---|---|---|---|
| 1957 | 75 | 75 | 73 | 78 | 301 | 60 | |
| 1960 | 73 | 72 | 78 | 78 | 301 | T66 | |
| 1961 | 73 | 76 | 71 | 76 | 296 | T28 | $146.67 |
| | | | | | | **Total** | **$146.67** |

**Kelly, Troy (70.58)**

| Year | 1st | 2nd | 3rd | 4th | Total | Finish | Money |
|---|---|---|---|---|---|---|---|
| 2009 | 69 | 70 | | | 139 | CUT | |
| 2012 | 71 | 68 | 69 | 71 | 279 | 63 | $11,128.00 |
| 2015 | 68 | 68 | 69 | 75 | 280 | T66 | 11,178.00 |
| 2017 | 75 | 74 | | | 149 | CUT | |
| | | | | | | **Total** | **$22,306.00** |

**Kelm, Jim (77.00)**

| Year | 1st | 2nd | 3rd | 4th | Total | Finish | Money |
|---|---|---|---|---|---|---|---|
| 1967 | 80 | 74 | | | 154 | CUT | |
| | | | | | | **Total** | |

**Kendall, Skip (71.52)**

| Year | 1st | 2nd | 3rd | 4th | Total | Finish | Money |
|---|---|---|---|---|---|---|---|
| 1993 | 71 | 75 | 73 | 77 | 296 | T74 | $2,835.00 |
| 1995 | 73 | 69 | 73 | 77 | 292 | T65 | 3,075.00 |
| 1997 | 70 | 67 | 73 | 78 | 288 | T49 | 4,510.60 |
| 1998 | 68 | 73 | 63 | 78 | 282 | T11 | 46,640.00 |
| 1999 | 72 | 67 | 70 | 72 | 281 | T17 | 35,186.66 |
| 2000 | 69 | 73 | 73 | 71 | 286 | T26 | 23,550.00 |
| 2001 | 72 | 73 | | | 145 | CUT | |
| 2002 | 70 | 73 | 72 | 75 | 290 | T56 | 8,512.00 |
| 2003 | 69 | 70 | 72 | 68 | 279 | T22 | 39,487.50 |
| 2004 | 70 | 71 | 71 | 72 | 284 | T46 | 13,468.80 |
| 2005 | 72 | 75 | | | 147 | CUT | |
| 2006 | 70 | 73 | | | 143 | CUT | |
| 2010 | 66 | 70 | 68 | 69 | 273 | T65 | 10,455.00 |
| 2011 | 73 | 74 | | | 147 | CUT | |
| | | | | | | **Total** | **$187,720.56** |

**Kennerly, Billy (70.50)**

| Year | 1st | 2nd | 3rd | 4th | Total | Finish | Money |
|---|---|---|---|---|---|---|---|
| 2011 | 70 | 71 | | | 141 | CUT | |
| | | | | | | **Total** | |

**Kern, Ben (70.83)**

| Year | 1st | 2nd | 3rd | 4th | Total | Finish | Money |
|---|---|---|---|---|---|---|---|
| 1972 | 73 | 65 | 71 | 74 | 283 | T46 | $430.44 |
| 1973 | 72 | 70 | 69 | 67 | 278 | T32 | 1,188.60 |
| 1974 | 70 | 71 | 75 | 73 | 289 | 68 | 352.55 |
| | | | | | | **Total** | **$1,971.59** |

**Kerr, Bill (73.08)**

| Year | 1st | 2nd | 3rd | 4th | Total | Finish | Money |
|---|---|---|---|---|---|---|---|
| 1954 | 73 | 72 | 74 | 70 | 289 | T7 | $480.00 |
| 1956 | 73 | 69 | 73 | 71 | 286 | 10 | 440.00 |
| 1957 | 76 | 76 | | | 152 | CUT | |
| 1958 | 74 | 76 | | | 150 | CUT | |
| | | | | | | **Total** | **$920.00** |

**Kesselring, Gerry (73.33)**

| Year | 1st | 2nd | 3rd | 4th | Total | Finish | Money |
|---|---|---|---|---|---|---|---|
| 1954 | 79 | 74 | | | 153 | CUT | |
| 1956 | 74 | 69 | 67 | 77 | 287 | T11 | $298.00 |
| | | | | | | **Total** | **$298.00** |

**Kesterson, Tanner (73.00)**

| Year | 1st | 2nd | 3rd | 4th | Total | Finish | Money |
|---|---|---|---|---|---|---|---|
| 2010 | 72 | 74 | | | 146 | CUT | |
| | | | | | | **Total** | |

**Kestner, Darrell (76.00)**

| Year | 1st | 2nd | 3rd | 4th | Total | Finish | Money |
|---|---|---|---|---|---|---|---|
| 1983 | 75 | 77 | | | 152 | CUT | |
| | | | | | | **Total** | |

**Killeen, J.J. (72.00)**

| Year | 1st | 2nd | 3rd | 4th | Total | Finish | Money |
|---|---|---|---|---|---|---|---|
| 2012 | 73 | 71 | | | 144 | CUT | |
| | | | | | | **Total** | |

**Killian, Todd (81.50)**

| Year | 1st | 2nd | 3rd | 4th | Total | Finish | Money |
|---|---|---|---|---|---|---|---|
| 1990 | 85 | 78 | | | 163 | CUT | |
| | | | | | | **Total** | |

**Kim, Anthony (70.00)**

| Year | 1st | 2nd | 3rd | 4th | Total | Finish | Money |
|---|---|---|---|---|---|---|---|
| 2010 | 70 | 72 | | | 142 | CUT | |
| 2011 | 67 | 71 | | | 138 | CUT | |
| | | | | | | **Total** | |

**Kim, K.T. (66.75)**

| Year | 1st | 2nd | 3rd | 4th | Total | Finish | Money |
|---|---|---|---|---|---|---|---|
| 2011 | 69 | 67 | 65 | 66 | 267 | T4 | $196,040.00 |
| | | | | | | **Total** | **$196,040.00** |

**Kim, Michael (70.10)**

| Year | 1st | 2nd | 3rd | 4th | Total | Finish | Money |
|---|---|---|---|---|---|---|---|
| 2016 | 69 | 67 | 74 | 74 | 284 | 75 | $10,640.00 |
| 2017 | 66 | 71 | 69 | 71 | 277 | T64 | 12,064.00 |
| 2019 | 72 | 74 | | | 146 | CUT | |
| 2020 | 75 | 74 | | | 149 | CUT | |
| 2021 | 67 | 69 | 72 | 71 | 279 | T65 | 13,504.00 |
| 2023 | 72 | 65 | 62 | 68 | 267 | T5 | 293,550.00 |
| | | | | | | **Total** | **$329,758.00** |

**Kim, S.H. (71.80)**

| Year | 1st | 2nd | 3rd | 4th | Total | Finish | Money |
|---|---|---|---|---|---|---|---|
| 2023 | 71 | 72 | | | 143 | CUT | |
| | | | | | | **Total** | **$1,314,000.00** |

**Kim, Si Woo (67.74)**

| Year | 1st | 2nd | 3rd | 4th | Total | Finish | Money |
|---|---|---|---|---|---|---|---|
| 2013 | 77 | 71 | | | 148 | CUT | |
| 2016 | 68 | 60 | 64 | 67 | 259 | 1 | $1,008,000.00 |
| 2018 | 73 | 76 | | | 149 | CUT | |
| 2019 | 66 | 65 | 68 | 64 | 263 | 5 | 248,000.00 |
| 2020 | 65 | 65 | 62 | 70 | 262 | T3 | 312,400.00 |
| 2021 | 66 | 68 | 67 | 64 | 265 | T2 | 389,440.00 |
| 2022 | 69 | 68 | 72 | | 209 | WD | |
| 2023 | 70 | 67 | 69 | 68 | 274 | T33 | 41,420.00 |
| | | | | | | **Total** | **$1,999,260.00** |

**Kim, Tom (65.00)**

| Year | 1st | 2nd | 3rd | 4th | Total | Finish | Money |
|---|---|---|---|---|---|---|---|
| 2022 | 67 | 64 | 68 | 61 | 260 | 1 | $1,314,000.00 |
| | | | | | | **Total** | **$1,314,000.00** |

**Kim, Whee (71.00)**

| Year | 1st | 2nd | 3rd | 4th | Total | Finish | Money |
|---|---|---|---|---|---|---|---|
| 2015 | 71 | 70 | | | 141 | CUT | |
| 2016 | 72 | 71 | | | 143 | CUT | |
| 2017 | 72 | 72 | | | 144 | CUT | |
| 2018 | 70 | 74 | | | 144 | CUT | |
| 2019 | 69 | 69 | | | 138 | CUT | |
| | | | | | | **Total** | |

**Kimball, Karl (73.50)**

| Year | 1st | 2nd | 3rd | 4th | Total | Finish | Money |
|---|---|---|---|---|---|---|---|
| 1991 | 74 | 73 | | | 147 | CUT | |
| | | | | | | **Total** | |

**King, Claude (72.90)**

| Year | 1st | 2nd | 3rd | 4th | Total | Finish | Money |
|---|---|---|---|---|---|---|---|
| 1962 | 73 | 81 | | | 154 | CUT | |
| 1963 | 75 | 68 | 72 | 72 | 287 | T30 | $275.00 |
| 1965 | 73 | 73 | 72 | 70 | 288 | T34 | 500.00 |
| | | | | | | **Total** | **$775.00** |

**King, Clyde (78.60)**

| Year | 1st | 2nd | 3rd | 4th | Total | Finish | Money |
|---|---|---|---|---|---|---|---|
| 1956 | 78 | 77 | 80 | | 235 | W/D | |
| 1957 | 81 | 77 | | | 158 | CUT | |
| | | | | | | **Total** | |

**King, Frank (73.33)**

| Year | 1st | 2nd | 3rd | 4th | Total | Finish | Money |
|---|---|---|---|---|---|---|---|
| 1954 | 78 | 75 | | | 153 | CUT | |
| 1955 | 72 | 72 | 71 | 72 | 287 | T25 | $25.00 |
| | | | | | | **Total** | **$25.00** |

**King, Jim (75.00)**

| Year | 1st | 2nd | 3rd | 4th | Total | Finish | Money |
|---|---|---|---|---|---|---|---|
| 1976 | 75 | 75 | | | 150 | CUT | |
| | | | | | | **Total** | |

**Kirk, Chris (68.60)**

| Year | 1st | 2nd | 3rd | 4th | Total | Finish | Money |
|---|---|---|---|---|---|---|---|
| 2007 | 72 | 69 | | | 141 | CUT | |
| 2011 | 69 | 69 | | | 138 | CUT | |
| 2012 | 66 | 69 | 69 | 67 | 271 | T22 | $48,273.34 |
| 2013 | 66 | 71 | 72 | 72 | 281 | T65 | 10,918.00 |
| 2016 | 68 | 68 | 68 | 69 | 273 | T46 | 14,976.00 |
| 2018 | 69 | 65 | 68 | 64 | 266 | T11 | 112,000.00 |
| 2020 | 66 | 69 | 68 | 71 | 274 | T51 | 15,216.00 |
| 2021 | 64 | 69 | 69 | 68 | 270 | T29 | 41,013.33 |
| 2023 | 73 | 71 | | | 144 | CUT | |
| | | | | | | **Total** | **$242,396.67** |

**Kirkpatrick, Jim (81.50)**

| Year | 1st | 2nd | 3rd | 4th | Total | Finish | Money |
|---|---|---|---|---|---|---|---|
| 1957 | 82 | 81 | | | 163 | CUT | |
| | | | | | | **Total** | |

**Kirkwood, Joe (73.13)**

| Year | 1st | 2nd | 3rd | 4th | Total | Finish | Money |
|---|---|---|---|---|---|---|---|
| 1950 | 74 | 74 | 76 | 74 | 298 | T46 | |
| 1952 | 70 | 73 | 71 | 73 | 287 | T20 | $95.00 |
| | | | | | | **Total** | **$95.00** |

**Kisner, Kevin (67.52)**

| Year | 1st | 2nd | 3rd | 4th | Total | Finish | Money |
|---|---|---|---|---|---|---|---|
| 2011 | 70 | 67 | 71 | 68 | 276 | T59 | $11,336.00 |
| 2012 | 68 | 71 | 70 | 66 | 275 | T46 | 14,742.00 |
| 2014 | 69 | 64 | 67 | 67 | 267 | T8 | 148,400.00 |
| 2016 | 70 | 67 | 67 | 63 | 267 | T10 | 134,400.00 |
| 2017 | 69 | 67 | 68 | 69 | 273 | T42 | 18,661.50 |
| 2020 | 69 | 64 | 65 | 64 | 262 | T3 | 312,400.00 |
| 2021 | 65 | 68 | 66 | 66 | 265 | 1 | 1,152,00.00 |
| 2022 | 73 | | | | 73 | WD | |
| | | | | | | **Total** | **$1,791,939.50** |

**Kite, Chris (74.75)**

| Year | 1st | 2nd | 3rd | 4th | Total | Finish | Money |
|---|---|---|---|---|---|---|---|
| 1987 | 77 | 76 | | | 153 | CUT | |
| 1994 | 75 | 71 | | | 146 | CUT | |
| | | | | | | **Total** | |

**Kite, Tom (71.50)**

| Year | 1st | 2nd | 3rd | 4th | Total | Finish | Money |
|---|---|---|---|---|---|---|---|
| 1973 | 71 | 68 | 65 | 71 | 275 | T16 | $3,255.00 |
| 1974 | 68 | 69 | 71 | 72 | 280 | T28 | 1,531.30 |
| 1975 | 71 | 78 | 71 | 76 | 296 | T54 | 495.00 |
| 1977 | 76 | 71 | 73 | 67 | 287 | T27 | 1,703.75 |
| 1979 | 68 | 75 | 76 | 77 | 296 | T51 | 585.00 |
| 1992 | 70 | 70 | 70 | 69 | 279 | T3 | 53,437.50 |
| 1994 | 75 | 73 | | | 148 | CUT | |
| 1996 | 68 | 72 | 70 | 73 | 283 | T11 | 38,160.00 |
| 1997 | 67 | 68 | 67 | 76 | 278 | T7 | 61,275.00 |
| 1998 | 70 | 69 | 76 | 76 | 291 | T67 | 4,444.00 |
| 1999 | 74 | 73 | | | 147 | CUT | |
| | | | | | | **Total** | **$164,886.55** |

**Kivett, Bud (76.37)**

| Year | 1st | 2nd | 3rd | 4th | Total | Finish | Money |
|---|---|---|---|---|---|---|---|
| 1952 | 71 | 78 | 78 | 76 | 303 | 36 | |
| 1954 | 80 | 74 | 78 | 78 | 310 | 61 | |
| 1955 | 73 | 73 | 76 | 70 | 292 | T35 | |
| 1956 | 82 | | | | 82 | W/D | |
| 1958 | 77 | 76 | 79 | 80 | 312 | T72 | |
| 1959 | 73 | 79 | | | 152 | CUT | |
| | | | | | | **Total** | |

**Kivlin, Bob (76.75)**

| Year | 1st | 2nd | 3rd | 4th | Total | Finish | Money |
|---|---|---|---|---|---|---|---|
| 1955 | 75 | 74 | 78 | 80 | 307 | T66 | |
| | | | | | | **Total** | |

**Kizzire, Patton (68.55)**

| Year | 1st | 2nd | 3rd | 4th | Total | Finish | Money |
|---|---|---|---|---|---|---|---|
| 2016 | 67 | 68 | 71 | 68 | 274 | T53 | $12,964.00 |
| 2017 | 67 | 70 | 64 | 69 | 270 | T24 | 49,445.00 |
| 2019 | 65 | 64 | 69 | 67 | 265 | T13 | 109,533.33 |
| 2020 | 66 | 67 | 73 | 68 | 274 | T51 | 15,216.00 |
| 2021 | 70 | 70 | | | 140 | CUT | |
| 2022 | 71 | 69 | | | 140 | CUT | |
| 2023 | 73 | 72 | | | 145 | CUT | |
| | | | | | | **Total** | **$187,158.33** |

**Kjeldsen, Søren (67.25)**

| Year | 1st | 2nd | 3rd | 4th | Total | Finish | Money |
|---|---|---|---|---|---|---|---|
| 2017 | 69 | 63 | 66 | 71 | 269 | T16 | $78,735.00 |
| | | | | | | **Total** | **$78,735.00** |

**Klauk, Jeff (68.00)**

| Year | 1st | 2nd | 3rd | 4th | Total | Finish | Money |
|---|---|---|---|---|---|---|---|
| 2009 | 69 | 68 | 66 | 69 | 272 | T32 | $24,820.00 |
| | | | | | | **Total** | **$24,820.00** |

**Kluba, Kent (76.00)**

| Year | 1st | 2nd | 3rd | 4th | Total | Finish | Money |
|---|---|---|---|---|---|---|---|
| 1988 | 77 | 71 | | | 148 | CUT | |
| 1990 | 78 | 78 | | | 156 | CUT | |
| | | | | | | **Total** | |

**Kneece, Harold (72.12)**

| Year | 1st | 2nd | 3rd | 4th | Total | Finish | Money |
|---|---|---|---|---|---|---|---|
| 1961 | 79 | 70 | 68 | 81 | 298 | T35 | |
| 1962 | 72 | 73 | 72 | 81 | 298 | T46 | |
| 1963 | 69 | 70 | 70 | 68 | 277 | T4 | $1,766.66 |
| 1965 | 72 | 73 | 70 | 70 | 285 | T20 | 900.00 |
| 1966 | 72 | 74 | 70 | 74 | 290 | T48 | 210.00 |
| 1967 | 70 | 73 | 76 | 67 | 286 | T49 | 85.42 |
| 1968 | 70 | 75 | 68 | 76 | 289 | T61 | |
| 1969 | 69 | 70 | 70 | 70 | 279 | T11 | 3,136.00 |
| 1970 | 76 | 74 | | | 150 | CUT | |
| | | | | | | **Total** | **$6,098.08** |

**Knight, Dick (73.75)**

| Year | 1st | 2nd | 3rd | 4th | Total | Finish | Money |
|---|---|---|---|---|---|---|---|
| 1959 | 73 | 66 | 73 | 77 | 289 | T20 | $190.00 |
| 1960 | 80 | 66 | 78 | 77 | 301 | T66 | |
| | | | | | | **Total** | **$190.00** |

**Knight, John (71.25)**

| Year | 1st | 2nd | 3rd | 4th | Total | Finish | Money |
|---|---|---|---|---|---|---|---|
| 1956 | 72 | 69 | 71 | 73 | 285 | T8 | $520.00 |
| | | | | | | **Total** | **$520.00** |

**Knoll, Jim (71.50)**

| Year | 1st | 2nd | 3rd | 4th | Total | Finish | Money |
|---|---|---|---|---|---|---|---|
| 1977 | 73 | 74 | 68 | 71 | 286 | T20 | $2,266.00 |
| | | | | | | **Total** | **$2,266.00** |

**Knost, Colt (69.92)**

| Year | 1st | 2nd | 3rd | 4th | Total | Finish | Money |
|---|---|---|---|---|---|---|---|
| 2009 | 65 | 74 | | | 139 | CUT | |
| 2011 | 72 | 72 | | | 144 | CUT | |
| 2012 | 67 | 73 | | | 140 | CUT | |
| 2013 | 69 | 67 | 72 | 69 | 277 | T37 | $22,260.00 |
| 2015 | 67 | 72 | | | 139 | CUT | |
| | | | | | | **Total** | **$22,260.00** |

**Knous, Jim (73.50)**

| Year | 1st | 2nd | 3rd | 4th | Total | Finish | Money |
|---|---|---|---|---|---|---|---|
| 2022 | 73 | 74 | | | 147 | CUT | |
| | | | | | | **Total** | |

**Knox, Kenny (73.61)**

| Year | 1st | 2nd | 3rd | 4th | Total | Finish | Money |
|---|---|---|---|---|---|---|---|
| 1984 | 77 | 74 | | | 151 | CUT | |
| 1985 | 75 | 73 | 75 | 79 | 302 | T69 | $800.00 |
| 1987 | 75 | 72 | 71 | 67 | 285 | T3 | 31,200.00 |
| 1988 | 71 | 74 | 71 | 72 | 288 | T43 | 3,045.00 |
| 1989 | 79 | 71 | | | 150 | CUT | |
| 1990 | 77 | 72 | | | 149 | CUT | |
| | | | | | | **Total** | **$35,045.00** |

**Knox, Russell (68.25)**

| Year | 1st | 2nd | 3rd | 4th | Total | Finish | Money |
|---|---|---|---|---|---|---|---|
| 2012 | 68 | 68 | 69 | 69 | 274 | T37 | $21,320.00 |
| 2015 | 71 | 67 | | | 138 | CUT | |
| 2017 | 66 | 66 | 71 | 68 | 271 | T28 | 36,153.33 |
| 2019 | 67 | 68 | 69 | 67 | 271 | T48 | 15,772.80 |
| 2020 | 73 | 64 | 72 | 69 | 278 | T72 | 12,800.00 |
| 2021 | 74 | 63 | 68 | 64 | 269 | T24 | 53,440.00 |
| 2022 | 70 | 69 | 64 | 68 | 271 | T21 | 73,608.33 |
| 2023 | 72 | 67 | | | 139 | CUT | |
| | | | | | | **Total** | **$213,094.46** |

**Knox, Tom (75.00)**

| Year | 1st | 2nd | 3rd | 4th | Total | Finish | Money |
|---|---|---|---|---|---|---|---|
| 1980 | 76 | 74 | | | 150 | CUT | |
| | | | | | | **Total** | |

**Knudson, George (72.22)**

| Year | 1st | 2nd | 3rd | 4th | Total | Finish | Money |
|---|---|---|---|---|---|---|---|
| 1962 | 73 | 76 | 78 | | 227 | CUT | |
| 1969 | 68 | 71 | 70 | 75 | 284 | T45 | $416.00 |
| 1970 | 78 | | | | 78 | W/D | |
| 1972 | 70 | 69 | 72 | 72 | 283 | T46 | 430.44 |
| 1973 | 68 | 66 | 69 | 71 | 274 | T12 | 3,937.50 |
| 1974 | 66 | 72 | 79 | | 217 | W/D | |
| 1975 | 75 | 75 | 73 | 75 | 298 | T63 | 395.00 |
| | | | | | | **Total** | **$5,178.94** |

**Koch, Gary (73.80)**

| Year | 1st | 2nd | 3rd | 4th | Total | Finish | Money |
|---|---|---|---|---|---|---|---|
| 1978 | 70 | 76 | 68 | 77 | 291 | T39 | $866.00 |
| 1979 | 72 | 76 | 72 | 79 | 299 | T66 | 510.00 |
| 1980 | 71 | 75 | 74 | 70 | 290 | T44 | 777.00 |
| 1982 | 74 | 72 | 78 | 78 | 302 | T62 | 633.00 |
| 1990 | 72 | 76 | | | 148 | CUT | |
| 1991 | 73 | 73 | | | 146 | CUT | |
| | | | | | | **Total** | **$2,786.00** |

**Kodaira, Satoshi (69.80)**

| Year | 1st | 2nd | 3rd | 4th | Total | Finish | Money |
|---|---|---|---|---|---|---|---|
| 2018 | 71 | 75 | | | 146 | CUT | |
| 2019 | 66 | 71 | | | 137 | CUT | |
| 2021 | 70 | 72 | | | 142 | CUT | |
| 2022 | 68 | 66 | 70 | 69 | 273 | T36 | $30,328.18 |
| | | | | | | **Total** | **$30,328.18** |

**Koehler, Arnold (73.75)**

| Year | 1st | 2nd | 3rd | 4th | Total | Finish | Money |
|---|---|---|---|---|---|---|---|
| 1954 | 73 | 74 | 78 | 70 | 295 | T27 | |
| | | | | | | **Total** | |

**Koepka, Brooks (68.10)**

| Year | 1st | 2nd | 3rd | 4th | Total | Finish | Money |
|---|---|---|---|---|---|---|---|
| 2014 | 68 | 68 | 73 | 64 | 273 | T38 | $21,730.00 |
| 2015 | 67 | 67 | 67 | 65 | 266 | T6 | 174,825.00 |
| 2020 | 72 | 70 | | | 142 | CUT | |
| | | | | | | **Total** | **$196,555.00** |

**Kohles, Ben (70.80)**

| Year | 1st | 2nd | 3rd | 4th | Total | Finish | Money |
|---|---|---|---|---|---|---|---|
| 2012 | 72 | 67 | 70 | 74 | 283 | T70 | $10,296.00 |
| 2013 | 75 | 75 | | | 150 | CUT | |
| 2022 | 65 | 70 | 71 | 69 | 275 | T54 | 16,863.00 |
| | | | | | | **Total** | **$27,159.00** |

**Kokrak, Jason (68.67)**

| Year | 1st | 2nd | 3rd | 4th | Total | Finish | Money |
|---|---|---|---|---|---|---|---|
| 2012 | 66 | 69 | 77 | 73 | 285 | T73 | $10,036.00 |
| 2013 | 70 | 73 | | | 143 | CUT | |
| 2015 | 69 | | | | 69 | W/D | |
| 2016 | 73 | 67 | | | 140 | CUT | |
| 2017 | 68 | 69 | 63 | 69 | 269 | T16 | 78,735.00 |
| 2018 | 69 | 68 | 71 | 66 | 274 | T57 | 13,140.00 |
| 2019 | 70 | 64 | 64 | 66 | 264 | T6 | 181,128.57 |
| 2020 | 69 | 63 | 67 | 67 | 266 | T15 | 104,000.00 |
| 2021 | 70 | 74 | | | 144 | CUT | |
| | | | | | | **Total** | **$387,039.57** |

**Konieczny, Dan (77.50)**

| Year | 1st | 2nd | 3rd | 4th | Total | Finish | Money |
|---|---|---|---|---|---|---|---|
| 2000 | 82 | 73 | | | 155 | CUT | |
| | | | | | | **Total** | |

**Kono, Takaaki (73.00)**

| Year | 1st | 2nd | 3rd | 4th | Total | Finish | Money |
|---|---|---|---|---|---|---|---|
| 1973 | 74 | 72 | | | 146 | CUT | |
| | | | | | | **Total** | |

**Kortan, Brian (73.50)**

| Year | 1st | 2nd | 3rd | 4th | Total | Finish | Money |
|---|---|---|---|---|---|---|---|
| 2004 | 71 | 76 | | | 147 | CUT | |
| | | | | | | **Total** | |

**Kosko, George (78.25)**

| Year | 1st | 2nd | 3rd | 4th | Total | Finish | Money |
|---|---|---|---|---|---|---|---|
| 1960 | 74 | 80 | | | 154 | CUT | |
| 1962 | 79 | 80 | | | 159 | CUT | |
| | | | | | | **Total** | |

**Koury, Fred (85.67)**

| Year | 1st | 2nd | 3rd | 4th | Total | Finish | Money |
|---|---|---|---|---|---|---|---|
| 1957 | 89 | 84 | | | 173 | CUT | |
| 1958 | 84 | | | | 84 | W/D | |
| | | | | | | **Total** | |

**Kraft, Greg (72.20)**

| Year | 1st | 2nd | 3rd | 4th | Total | Finish | Money |
|---|---|---|---|---|---|---|---|
| 1992 | 76 | 74 | | | 150 | CUT | |
| 1993 | 72 | 71 | 73 | 79 | 295 | T71 | $2,940.00 |
| 1994 | 72 | 76 | | | 148 | CUT | |
| 1995 | 72 | 75 | | | 147 | CUT | |
| 1996 | 80 | 74 | | | 154 | CUT | |
| 1997 | 71 | 77 | | | 148 | CUT | |
| 1998 | 69 | 71 | 74 | 74 | 288 | T48 | 5,468.57 |
| 1999 | 75 | 66 | 69 | 70 | 280 | T13 | 48,750.00 |
| 2000 | 69 | 73 | 73 | 75 | 290 | T46 | 8,022.86 |
| 2001 | 68 | 72 | 72 | 72 | 284 | T54 | 7,910.00 |
| 2006 | 68 | 74 | 70 | 73 | 285 | T52 | 11,542.85 |
| 2007 | 66 | 67 | 71 | 66 | 270 | 6 | 180,000.00 |
| 2010 | 74 | 75 | | | 149 | CUT | |
| | | | | | | **Total** | **$264,634.28** |

**Kraft, Kelly (68.93)**

| Year | 1st | 2nd | 3rd | 4th | Total | Finish | Money |
|---|---|---|---|---|---|---|---|
| 2016 | 67 | 70 | 71 | 67 | 275 | T57 | $12,376.00 |
| 2019 | 73 | 68 | | | 141 | CUT | |
| 2022 | 66 | 73 | 68 | 68 | 275 | T54 | 16,863.00 |
| 2023 | 66 | 69 | 70 | 69 | 274 | T33 | 41,420.00 |
| | | | | | | **Total** | **$70,659.00** |

**Krajewski, Volker (76.50)**

| Year | 1st | 2nd | 3rd | 4th | Total | Finish | Money |
|---|---|---|---|---|---|---|---|
| 1976 | 78 | 75 | | | 153 | CUT | |
| | | | | | | **Total** | |

**Krak, Mike (73.25)**

| Year | 1st | 2nd | 3rd | 4th | Total | Finish | Money |
|---|---|---|---|---|---|---|---|
| 1953 | 72 | 71 | 77 | 72 | 292 | T34 | |
| 1954 | 74 | 71 | 74 | 75 | 294 | T25 | |
| 1955 | 71 | 71 | 76 | 70 | 288 | T30 | |
| 1962 | 74 | 75 | 74 | 75 | 298 | T46 | |
| | | | | | | **Total** | |

**Kratzert, Billy (73.22)**

| Year | 1st | 2nd | 3rd | 4th | Total | Finish | Money |
|---|---|---|---|---|---|---|---|
| 1977 | 72 | 73 | 74 | | 219 | DQ | |
| 1980 | 70 | 69 | 72 | 70 | 281 | T2 | $16,500.00 |
| 1981 | 68 | 75 | 72 | 77 | 292 | T28 | 1,952.14 |
| 1982 | 76 | 77 | | | 153 | CUT | |
| 1983 | 77 | 71 | 72 | 72 | 292 | T38 | 1,680.00 |
| 1984 | 74 | 73 | 72 | 72 | 291 | T35 | 1,930.00 |
| 1985 | 71 | 74 | 69 | 74 | 288 | T5 | 13,560.00 |
| 1986 | 72 | 71 | 71 | 78 | 292 | T61 | 1,075.00 |
| 1987 | 75 | 74 | 77 | 76 | 302 | 73 | 1,164.00 |
| 1988 | 78 | 75 | | | 153 | CUT | |
| 1989 | 75 | 80 | | | 155 | CUT | |
| 1994 | 69 | 72 | 72 | 71 | 284 | T15 | 22,500.00 |
| | | | | | | **Total** | **$60,361.14** |

**Krause, Bill (76.00)**

| Year | 1st | 2nd | 3rd | 4th | Total | Finish | Money |
|---|---|---|---|---|---|---|---|
| 1960 | 77 | 75 | | | 152 | CUT | |
| | | | | | | **Total** | |

**Kresge, Cliff (70.33)**

| Year | 1st | 2nd | 3rd | 4th | Total | Finish | Money |
|---|---|---|---|---|---|---|---|
| 2001 | 71 | 69 | 68 | 74 | 282 | T36 | $14,365.90 |
| 2003 | 70 | 71 | 70 | 71 | 282 | T46 | 13,110.00 |
| 2004 | 69 | 72 | 70 | 72 | 283 | T35 | 20,825.45 |
| 2007 | 67 | 69 | 69 | 76 | 281 | T67 | 10,000.00 |
| 2009 | 68 | 69 | 70 | | 207 | T71 | 9,792.00 |
| 2010 | 74 | 68 | | | 142 | CUT | |
| | | | | | | **Total** | **$68,093.35** |

**Kroll, Ed (75.00)**

| Year | 1st | 2nd | 3rd | 4th | Total | Finish | Money |
|---|---|---|---|---|---|---|---|
| 1968 | 75 | | | | 75 | W/D | |
| | | | | | | **Total** | |

**Kroll, Ted (71.33)**

| Year | 1st | 2nd | 3rd | 4th | Total | Finish | Money |
|---|---|---|---|---|---|---|---|
| 1949 | 69 | 70 | 76 | 72 | 287 | T18 | $125.00 |
| 1950 | 75 | 71 | 74 | 68 | 288 | T10 | 287.50 |
| 1952 | 72 | 67 | 74 | 72 | 285 | T15 | 140.00 |
| 1953 | 72 | 75 | | | 147 | W/D | |
| 1955 | 68 | 69 | 70 | 70 | 277 | T4 | 853.33 |
| | | | | | | **Total** | $1,405.83 |

**Krueger, Gary (75.83)**

| Year | 1st | 2nd | 3rd | 4th | Total | Finish | Money |
|---|---|---|---|---|---|---|---|
| 1984 | 81 | 74 | | | 155 | CUT | |
| 1987 | 79 | 70 | 73 | 78 | 300 | T66 | $1,224.00 |
| | | | | | | **Total** | **$1,224.00** |

**Kuboya, Kenichi (70.25)**

| Year | 1st | 2nd | 3rd | 4th | Total | Finish | Money |
|---|---|---|---|---|---|---|---|
| 2003 | 67 | 73 | 69 | 72 | 281 | T37 | $18,450.00 |
| | | | | | | **Total** | **$18,450.00** |

**Kuchar, Matt (70.22)**

| Year | 1st | 2nd | 3rd | 4th | Total | Finish | Money |
|---|---|---|---|---|---|---|---|
| 2001 | 72 | 68 | 70 | 68 | 278 | T17 | $54,250.00 |
| 2002 | 70 | 78 | | | 148 | CUT | |
| 2004 | 71 | 74 | | | 145 | CUT | |
| 2005 | 73 | 75 | | | 148 | CUT | |
| 2021 | 66 | 67 | 71 | 66 | 270 | T29 | 41,013.34 |
| 2023 | 69 | 67 | 71 | 68 | 275 | T38 | 31,540;00 |
| | | | | | | **Total** | **$126,803.34** |

**Kuchar, Wally (74.25)**

| Year | 1st | 2nd | 3rd | 4th | Total | Finish | Money |
|---|---|---|---|---|---|---|---|
| 1979 | 74 | 73 | 74 | 76 | 297 | T58 | $545.00 |
| | | | | | | **Total** | **$545.00** |

**Kuehne, Hank (70.71)**

| Year | 1st | 2nd | 3rd | 4th | Total | Finish | Money |
|---|---|---|---|---|---|---|---|
| 2003 | 72 | 70 | 71 | 78 | 291 | T81 | $7,965.00 |
| 2004 | 67 | 69 | 73 | 71 | 280 | T19 | 55,752.00 |
| 2005 | 71 | 67 | 71 | 69 | 278 | T28 | 33,250.00 |
| 2012 | 71 | 70 | | | 141 | CUT | |
| | | | | | | **Total** | **$96,967.00** |

**Kuest, Peter (69.00)**

| Year | 1st | 2nd | 3rd | 4th | Total | Finish | Money |
|---|---|---|---|---|---|---|---|
| 2023 | 66 | 69 | 69 | 72 | 276 | T45 | $22,116.00 |
| | | | | | | **Total** | **$22,116.00** |

**Kunes, Gene (72.75)**

| Year | 1st | 2nd | 3rd | 4th | Total | Finish | Money |
|---|---|---|---|---|---|---|---|
| 1946 | | | | | 289 | T23 | |
| 1951 | 73 | 78 | 72 | 70 | 293 | T13 | $182.00 |
| 1957 | 79 | 76 | | | 155 | CUT | |
| | | | | | | **Total** | **$182.00** |

**Kuniyoshi, Hirokazu (75.00)**

| Year | 1st | 2nd | 3rd | 4th | Total | Finish | Money |
|---|---|---|---|---|---|---|---|
| 1998 | 76 | 74 | | | 150 | CUT | |
| | | | | | | **Total** | |

**La Clair, Huston (78.50)**

| Year | 1st | 2nd | 3rd | 4th | Total | Finish | Money |
|---|---|---|---|---|---|---|---|
| 1958 | 77 | 80 | | | 157 | CUT | |
| | | | | | | **Total** | |

**La'Cassie, Bronson (71.00)**

| Year | 1st | 2nd | 3rd | 4th | Total | Finish | Money |
|---|---|---|---|---|---|---|---|
| 2014 | 73 | 69 | | | 142 | CUT | |
| | | | | | | **Total** | |

**LaBelle II, Doug (69.43)**

| Year | 1st | 2nd | 3rd | 4th | Total | Finish | Money |
|---|---|---|---|---|---|---|---|
| 2007 | 74 | 69 | | | 143 | CUT | |
| 2008 | 70 | 67 | 70 | 71 | 278 | T69 | $10,149.00 |
| 2013 | 67 | 72 | 71 | 68 | 278 | T45 | 14,855.14 |
| 2014 | 72 | 65 | 66 | 70 | 273 | T38 | 21,730.00 |
| | | | | | | **Total** | **$46,734.14** |

**Ladehoff, Greg (73.13)**

| Year | 1st | 2nd | 3rd | 4th | Total | Finish | Money |
|---|---|---|---|---|---|---|---|
| 1986 | 71 | 74 | 74 | 67 | 286 | T24 | $4,262.50 |
| 1988 | 71 | 75 | | | 146 | CUT | |
| 1989 | 76 | 77 | | | 153 | CUT | |
| | | | | | | **Total** | **$4,262.50** |

**Laffoon, Ky (73.40)**

| Year | 1st | 2nd | 3rd | 4th | Total | Finish | Money |
|---|---|---|---|---|---|---|---|
| 1940 | 144 | 70 | 70 | | 284 | T7 | $230.00 |
| 1945 | | | | | 302 | T19 | 66.00 |
| 1948 | 73 | 75 | | | 148 | W/D | |
| | | | | | | **Total** | **$296.00** |

**Lahiri, Anirban (68.06)**

| Year | 1st | 2nd | 3rd | 4th | Total | Finish | Money |
|---|---|---|---|---|---|---|---|
| 2017 | 65 | 66 | 68 | 72 | 271 | T28 | $36,153.33 |
| 2019 | 67 | 67 | 68 | 70 | 272 | T53 | 14,153.71 |
| 2020 | 69 | 71 | | | 140 | CUT | |
| 2021 | 67 | 69 | 70 | 67 | 273 | T46 | 18,060.80 |
| 2022 | 66 | 67 | 68 | 68 | 269 | T8 | 198,925.00 |
| | | | | | | **Total** | **$267,292.84** |

**Laird, Martin (68.27)**

| Year | 1st | 2nd | 3rd | 4th | Total | Finish | Money |
|---|---|---|---|---|---|---|---|
| 2008 | 63 | 74 | 64 | 63 | 264 | T4 | $224,400.00 |
| 2009 | 67 | 68 | 69 | 75 | 279 | T67 | 10,455.00 |
| 2010 | 67 | 65 | 66 | 70 | 268 | T34 | 25,208.57 |
| 2014 | 65 | 66 | 69 | 69 | 269 | T14 | 92,750.00 |
| 2015 | 68 | 66 | 74 | 69 | 277 | T59 | 11,826.00 |
| 2016 | 67 | 69 | 73 | 67 | 276 | T63 | 11,760.00 |
| 2017 | 66 | | | | 66 | W/D | |
| 2018 | 69 | 66 | 65 | 72 | 272 | T45 | 16,515.00 |
| 2019 | 65 | 73 | | | 138 | CUT | |
| 2021 | 68 | 70 | | | 138 | CUT | |
| 2022 | 69 | 67 | 67 | 71 | 274 | T47 | 19,115.57 |
| 2023 | 66 | 72 | 68 | 72 | 278 | T58 | 17,176.00 |
| | | | | | | **Total** | **$429,206.14** |

**Lamb, David (79.25)**

| Year | 1st | 2nd | 3rd | 4th | Total | Finish | Money |
|---|---|---|---|---|---|---|---|
| 1988 | 83 | 81 | | | 164 | CUT | |
| 1993 | 76 | 77 | | | 153 | CUT | |
| | | | | | | **Total** | |

**Lamb, Jim (74.67)**

| Year | 1st | 2nd | 3rd | 4th | Total | Finish | Money |
|---|---|---|---|---|---|---|---|
| 1958 | 74 | 73 | 73 | 75 | 295 | T54 | |
| 1959 | 74 | 79 | | | 153 | CUT | |
| | | | | | | **Total** | |

**Lamb, Rick (69.83)**

| Year | 1st | 2nd | 3rd | 4th | Total | Finish | Money |
|---|---|---|---|---|---|---|---|
| 2017 | 64 | 68 | 72 | 67 | 271 | T28 | $36,153.34 |
| 2022 | 78 | 70 | | | 148 | CUT | |
| | | | | | | **Total** | **$36,153.34** |

**Lamb, Sheepy (79.00)**

| Year | 1st | 2nd | 3rd | 4th | Total | Finish | Money |
|---|---|---|---|---|---|---|---|
| 1957 | 79 | 79 | | | 158 | CUT | |
| | | | | | | **Total** | |

**Lamely, Derek (69.80)**

| Year | 1st | 2nd | 3rd | 4th | Total | Finish | Money |
|---|---|---|---|---|---|---|---|
| 2010 | 70 | 66 | 66 | 72 | 274 | T71 | $9,996.00 |
| 2011 | 70 | 77 | | | 147 | CUT | |
| 2012 | 69 | 68 | 70 | 70 | 277 | T55 | 11,856.00 |
| | | | | | | **Total** | **$21,852.00** |

**Lamontagne, Steve (74.75)**

| Year | 1st | 2nd | 3rd | 4th | Total | Finish | Money |
|---|---|---|---|---|---|---|---|
| 1990 | 72 | 76 | | | 148 | CUT | |
| 1992 | 75 | 75 | | | 150 | CUT | |
| 1993 | 72 | 78 | | | 150 | CUT | |
| 1994 | 72 | 78 | | | 150 | CUT | |
| | | | | | | **Total** | |

**Lamore, Tom (79.50)**

| Year | 1st | 2nd | 3rd | 4th | Total | Finish | Money |
|---|---|---|---|---|---|---|---|
| 1984 | 76 | 83 | | | 159 | CUT | |
| | | | | | | **Total** | |

**Lancaster, Neal (72.05)**

| Year | 1st | 2nd | 3rd | 4th | Total | Finish | Money |
|---|---|---|---|---|---|---|---|
| 1989 | 81 | 78 | | | 159 | CUT | |
| 1990 | 74 | 76 | | | 150 | CUT | |
| 1991 | 75 | 72 | | | 147 | CUT | |
| 1992 | 75 | 75 | | | 150 | CUT | |
| 1993 | 74 | 74 | | | 148 | CUT | |
| 1994 | 77 | 81 | | | 158 | CUT | |
| 1995 | 70 | 72 | 73 | 76 | 291 | T61 | $3,225.00 |
| 1996 | 75 | 76 | | | 151 | CUT | |
| 1997 | 72 | 73 | | | 145 | CUT | |
| 1998 | 70 | 67 | 70 | 71 | 278 | 4 | 105,600.00 |
| 1999 | 69 | 70 | 69 | 71 | 279 | 12 | 59,800.00 |
| 2000 | 73 | 70 | 76 | 69 | 288 | T34 | 14,512.50 |
| 2001 | 69 | 72 | 71 | 70 | 282 | T36 | 14,365.91 |
| 2002 | 72 | 72 | 72 | 74 | 290 | T56 | 8,512.00 |
| 2003 | 75 | 68 | 69 | 74 | 286 | T69 | 9,000.00 |
| 2004 | 70 | 72 | | | 142 | CUT | |
| 2005 | 71 | 70 | 67 | 71 | 279 | T34 | 24,714.28 |
| 2006 | 69 | 74 | | | 143 | CUT | |
| 2007 | 69 | 69 | 77 | 73 | 288 | 84 | 8,600.00 |
| 2008 | 71 | 69 | | | 140 | CUT | |
| 2012 | 73 | 70 | | | 143 | CUT | |
| 2013 | 70 | 72 | | | 142 | CUT | |
| 2015 | 72 | 68 | | | 140 | CUT | |
| 2016 | 79 | 72 | | | 151 | CUT | |
| | | | | | | **Total** | **$248,329.69** |

**Landrum, Ralph (74.67)**

| Year | 1st | 2nd | 3rd | 4th | Total | Finish | Money |
|---|---|---|---|---|---|---|---|
| 1984 | 73 | 76 | | | 149 | CUT | |
| 1985 | 78 | 70 | 75 | 76 | 299 | T53 | $913.14 |
| | | | | | | **Total** | **$913.14** |

**Landry, Andrew (68.90)**

| Year | 1st | 2nd | 3rd | 4th | Total | Finish | Money |
|---|---|---|---|---|---|---|---|
| 2016 | 66 | 67 | 70 | 72 | 275 | T57 | $12,376.00 |
| 2019 | 65 | 68 | 65 | 68 | 266 | T19 | 80,600.00 |
| 2020 | 66 | 65 | 71 | 71 | 273 | T42 | 20,416.00 |
| 2021 | 65 | 72 | 72 | 65 | 274 | T51 | 15,584.00 |
| 2022 | 74 | 68 | | | 142 | CUT | |
| 2023 | 74 | 74 | | | 148 | CUT | |
| | | | | | | **Total** | **$128,976.00** |

**Lane, Joey (70.00)**

| Year | 1st | 2nd | 3rd | 4th | Total | Finish | Money |
|---|---|---|---|---|---|---|---|
| 2023 | 72 | 68 | | | 140 | CUT | |
| | | | | | | **Total** | |

**Lang, Ralph (81.00)**

| Year | 1st | 2nd | 3rd | 4th | Total | Finish | Money |
|---|---|---|---|---|---|---|---|
| 1963 | 81 | | | | 81 | W/D | |
| | | | | | | **Total** | |

**Langer, Bernhard (73.25)**

| Year | 1st | 2nd | 3rd | 4th | Total | Finish | Money |
|---|---|---|---|---|---|---|---|
| 1982 | 72 | 74 | 75 | 79 | 300 | T54 | $690.00 |
| 1984 | 73 | 73 | 73 | 77 | 296 | T63 | 852.00 |
| 2003 | 69 | 73 | 75 | 67 | 284 | T57 | 10,035.00 |
| 2006 | 68 | 74 | 79 | 71 | 292 | T74 | 9,550.00 |
| | | | | | | **Total** | **$21,127.00** |

**Langert, Ed (73.88)**

| Year | 1st | 2nd | 3rd | 4th | Total | Finish | Money |
|---|---|---|---|---|---|---|---|
| 1959 | 73 | 72 | 76 | 81 | 302 | T49 | |
| 1960 | 71 | 73 | 71 | 74 | 289 | T25 | $190.00 |
| | | | | | | **Total** | $190.00 |

**Langham, Franklin (74.88)**

| Year | 1st | 2nd | 3rd | 4th | Total | Finish | Money |
|---|---|---|---|---|---|---|---|
| 1996 | 79 | 73 | | | 152 | CUT | |
| 1998 | 75 | 80 | | | 155 | CUT | |
| 1999 | 71 | 74 | | | 145 | CUT | |
| 2005 | 72 | 75 | | | 147 | CUT | |
| | | | | | | **Total** | |

**Langley, Jim (73.00)**

| Year | 1st | 2nd | 3rd | 4th | Total | Finish | Money |
|---|---|---|---|---|---|---|---|
| 1969 | 70 | 76 | | | 146 | CUT | |
| | | | | | | **Total** | |

**Langley, Scott (68.63)**

| Year | 1st | 2nd | 3rd | 4th | Total | Finish | Money |
|---|---|---|---|---|---|---|---|
| 2013 | 67 | 76 | | | 143 | CUT | |
| 2014 | 65 | 65 | 69 | 69 | 268 | T12 | $116,600.00 |
| 2015 | 71 | 66 | 68 | 72 | 277 | T59 | 11,826.00 |
| 2016 | 67 | 70 | 62 | 69 | 268 | T14 | 92,400.00 |
| 2019 | 71 | 71 | | | 142 | CUT | |
| | | | | | | **Total** | **$220,826.00** |

**Lankford, Jeffrey (75.00)**

| Year | 1st | 2nd | 3rd | 4th | Total | Finish | Money |
|---|---|---|---|---|---|---|---|
| 1988 | 85 | 82 | | | 167 | CUT | |
| 1997 | 74 | 71 | | | 145 | CUT | |
| 2001 | 67 | 73 | 69 | 72 | 281 | T29 | $21,775.00 |
| 2002 | 79 | 76 | | | 155 | CUT | |
| 2004 | 75 | 77 | | | 152 | CUT | |
| | | | | | | **Total** | **$21,775.00** |

**Lardon, Brad (74.50)**

| Year | 1st | 2nd | 3rd | 4th | Total | Finish | Money |
|---|---|---|---|---|---|---|---|
| 1991 | 76 | 73 | | | 149 | CUT | |
| 2002 | 73 | 76 | | | 149 | CUT | |
| | | | | | | **Total** | |

**Lashley, Nate (70.58)**

| Year | 1st | 2nd | 3rd | 4th | Total | Finish | Money |
|---|---|---|---|---|---|---|---|
| 2020 | 66 | 69 | 77 | 74 | 286 | 77 | $12,224.00 |
| 2021 | 68 | 68 | 75 | 73 | 284 | T73 | 12,736.00 |
| 2023 | 69 | 65 | 73 | 70 | 277 | T51 | 18,164.00 |
| | | | | | | **Total** | **$43,124.00** |

**Larseingue, Wilfred (76.50)**

| Year | 1st | 2nd | 3rd | 4th | Total | Finish | Money |
|---|---|---|---|---|---|---|---|
| 1957 | 74 | 79 | | | 153 | CUT | |
| | | | | | | **Total** | |

**Lawrence, Duff (72.25)**

| Year | 1st | 2nd | 3rd | 4th | Total | Finish | Money |
|---|---|---|---|---|---|---|---|
| 1965 | 68 | 72 | 74 | 75 | 289 | T37 | $362.50 |
| | | | | | | **Total** | **$362.50** |

**Lawrence, Mike (75.83)**

| Year | 1st | 2nd | 3rd | 4th | Total | Finish | Money |
|---|---|---|---|---|---|---|---|
| 1986 | 72 | 77 | | | 149 | CUT | |
| 1987 | 77 | 73 | | | 150 | CUT | |
| 1994 | 80 | 76 | | | 156 | CUT | |
| | | | | | | **Total** | |

**Lawrence, Palmer (77.50)**

| Year | 1st | 2nd | 3rd | 4th | Total | Finish | Money |
|---|---|---|---|---|---|---|---|
| 1957 | 79 | 76 | | | 155 | CUT | |
| | | | | | | **Total** | |

**Laycock, Scott (69.75)**

| Year | 1st | 2nd | 3rd | 4th | Total | Finish | Money |
|---|---|---|---|---|---|---|---|
| 2003 | 72 | 70 | 70 | 67 | 279 | T22 | $39,487.50 |
| | | | | | | **Total** | **$39,487.50** |

**Leach, Ray (77.00)**

| Year | 1st | 2nd | 3rd | 4th | Total | Finish | Money |
|---|---|---|---|---|---|---|---|
| 1976 | 78 | 76 | | | 154 | CUT | |
| | | | | | | **Total** | |

**Leaney, Stephen (70.75)**

| Year | 1st | 2nd | 3rd | 4th | Total | Finish | Money |
|---|---|---|---|---|---|---|---|
| 2007 | 69 | 70 | 70 | 74 | 283 | T74 | $9,500.00 |
| | | | | | | **Total** | **$9,500.00** |

**Leaver, Bob (78.13)**

| Year | 1st | 2nd | 3rd | 4th | Total | Finish | Money |
|---|---|---|---|---|---|---|---|
| 1979 | 71 | 78 | 78 | 77 | 304 | T74 | $477.50 |
| 1984 | 85 | 80 | | | 165 | CUT | |
| 1985 | 76 | 80 | | | 156 | CUT | |
| | | | | | | **Total** | **$477.50** |

**Lebioda, Hank (69.46)**

| Year | 1st | 2nd | 3rd | 4th | Total | Finish | Money |
|---|---|---|---|---|---|---|---|
| 2019 | 71 | 65 | 72 | | 208 | T78 | $11,284.00 |
| 2020 | 65 | 71 | 68 | 69 | 273 | T42 | 20,416.00 |
| 2021 | 69 | 69 | | | 138 | CUT | |
| 2022 | 69 | 72 | | | 141 | CUT | |
| 2023 | 70 | 73 | | | 143 | CUT | |
| | | | | | | **Total** | **$31,700.00** |

**LeBrun, Steve (70.25)**

| Year | 1st | 2nd | 3rd | 4th | Total | Finish | Money |
|---|---|---|---|---|---|---|---|
| 2013 | 68 | 70 | 72 | 71 | 281 | T65 | $10,918.00 |
| | | | | | | **Total** | **$10,918.00** |

**Ledesma, Nelson (69.00)**

| Year | 1st | 2nd | 3rd | 4th | Total | Finish | Money |
|---|---|---|---|---|---|---|---|
| 2020 | 68 | 70 | | | 138 | CUT | |
| | | | | | | **Total** | |

**Lee, D.H. (71.17)**

| Year | 1st | 2nd | 3rd | 4th | Total | Finish | Money |
|---|---|---|---|---|---|---|---|
| 2013 | 71 | 71 | | | 142 | CUT | |
| 2014 | 73 | 68 | | | 141 | CUT | |
| 2016 | 71 | 73 | | | 144 | CUT | |
| | | | | | | **Total** | |

**Lee, Danny (68.91)**

| Year | 1st | 2nd | 3rd | 4th | Total | Finish | Money |
|---|---|---|---|---|---|---|---|
| 2008 | 68 | 66 | 67 | 67 | 268 | T20 | –amateur– |
| 2009 | 68 | 70 | 69 | | 207 | T71 | $9,792.00 |
| 2012 | 71 | 69 | | | 140 | CUT | |
| 2014 | 73 | 70 | | | 143 | CUT | |
| 2016 | 65 | 76 | | | 141 | CUT | |
| 2017 | 70 | 71 | | | 141 | CUT | |
| 2018 | 68 | 69 | 67 | 64 | 268 | T24 | 45,400.00 |
| 2019 | 70 | | | | | DQ | |
| 2020 | 69 | 69 | | | 138 | CUT | |
| | | | | | | **Total** | **$55,192.00** |

**Lee, David (74.00)**

| Year | 1st | 2nd | 3rd | 4th | Total | Finish | Money |
|---|---|---|---|---|---|---|---|
| 1971 | 74 | | | | 74 | W/D | |
| | | | | | | **Total** | |

**Lee, K.H. (69.07)**

| Year | 1st | 2nd | 3rd | 4th | Total | Finish | Money |
|---|---|---|---|---|---|---|---|
| 2019 | 68 | 71 | | | 139 | CUT | |
| 2020 | 68 | 75 | | | 143 | CUT | |
| 2021 | 67 | 68 | 67 | 67 | 269 | T24 | $53,440.00 |
| 2022 | 67 | 71 | 66 | 72 | 276 | T61 | 15,841.00 |
| 2023 | 72 | 68 | | | 140 | CUT | |
| | | | | | | **Total** | **$69,281.00** |

**Lee, Lucas (69.00)**

| Year | 1st | 2nd | 3rd | 4th | Total | Finish | Money |
|---|---|---|---|---|---|---|---|
| 2016 | 68 | 66 | 68 | 74 | 276 | T63 | $11,760.00 |
| | | | | | | **Total** | **$11,760.00** |

**Lee, Richard (68.63)**

| Year | 1st | 2nd | 3rd | 4th | Total | Finish | Money |
|---|---|---|---|---|---|---|---|
| 2012 | 66 | 69 | 65 | 69 | 269 | T14 | $88,400.00 |
| 2013 | 69 | 72 | | | 141 | CUT | |
| 2014 | 71 | 68 | | | 139 | CUT | |
| | | | | | | **Total** | **$88,400.00** |

**Lee, Stan (71.00)**

| Year | 1st | 2nd | 3rd | 4th | Total | Finish | Money |
|---|---|---|---|---|---|---|---|
| 1976 | 72 | 69 | 65 | 70 | 276 | T10 | $4,715.00 |
| 1977 | 76 | 74 | | | 150 | CUT | |
| | | | | | | **Total** | **$4,715.00** |

**Ledesma, Nelson (69.50)**

| Year | 1st | 2nd | 3rd | 4th | Total | Finish | Money |
|---|---|---|---|---|---|---|---|
| 2021 | 69 | 67 | 74 | 68 | 278 | T62 | $14,016.00 |
| | | | | | | **Total** | **$14,016.00** |

**Leffingwell, Fred (77.00)**

| Year | 1st | 2nd | 3rd | 4th | Total | Finish | Money |
|---|---|---|---|---|---|---|---|
| 1962 | 76 | 78 | | | 154 | CUT | |
| | | | | | | **Total** | |

**Leggatt, Ian (71.09)**

| Year | 1st | 2nd | 3rd | 4th | Total | Finish | Money |
|---|---|---|---|---|---|---|---|
| 2001 | 68 | 74 | 68 | 72 | 282 | T36 | $14,365.91 |
| 2002 | 70 | | | | 70 | W/D | |
| 2006 | 75 | 71 | | | 146 | CUT | |
| 2007 | 74 | 69 | | | 143 | CUT | |
| 2008 | 71 | 70 | | | 141 | CUT | |
| | | | | | | **Total** | **$14,365.91** |

**Legrange, Cobie (72.50)**

| Year | 1st | 2nd | 3rd | 4th | Total | Finish | Money |
|---|---|---|---|---|---|---|---|
| 1965 | 70 | 72 | 73 | 74 | 289 | T37 | $362.50 |
| 1968 | 68 | 74 | 72 | 77 | 291 | T67 | |
| | | | | | | **Total** | **$362.50** |

**Lehmann, Ted (79.00)**

| Year | 1st | 2nd | 3rd | 4th | Total | Finish | Money |
|---|---|---|---|---|---|---|---|
| 1987 | 82 | 76 | | | 158 | CUT | |
| | | | | | | **Total** | |

**Lehman, Tom (71.28)**

| Year | 1st | 2nd | 3rd | 4th | Total | Finish | Money |
|---|---|---|---|---|---|---|---|
| 1983 | 74 | 70 | 73 | 76 | 293 | T44 | $1,209.33 |
| 1984 | 74 | 81 | | | 155 | CUT | |
| 1985 | 79 | 72 | | | 151 | CUT | |
| 1992 | 72 | 69 | 70 | 73 | 284 | T27 | 9,250.00 |
| 1993 | 72 | 73 | 71 | 72 | 288 | T27 | 10,425.00 |
| 1996 | 70 | 71 | 66 | 76 | 283 | T11 | 38,160.00 |
| 1999 | 69 | 68 | 69 | 69 | 275 | 5 | 104,000.00 |
| 2000 | 73 | 70 | 71 | 70 | 284 | T16 | 45,000.00 |
| 2003 | 70 | 72 | 69 | 68 | 279 | T22 | 39,487.50 |
| 2004 | 69 | 66 | 69 | 70 | 274 | T4 | 202,400.00 |
| 2005 | 69 | 70 | 72 | 74 | 285 | T64 | 10,450.00 |
| | | | | | | **Total** | **$460,381.83** |

**Leider, Charles (75.00)**

| Year | 1st | 2nd | 3rd | 4th | Total | Finish | Money |
|---|---|---|---|---|---|---|---|
| 1960 | 74 | 74 | 73 | 79 | 300 | T63 | |
| | | | | | | **Total** | |

**Leishman, Marc (67.33)**

| Year | 1st | 2nd | 3rd | 4th | Total | Finish | Money |
|---|---|---|---|---|---|---|---|
| 2009 | 67 | 65 | 70 | 68 | 270 | T17 | $66,737.14 |
| 2010 | 66 | 66 | 70 | 64 | 266 | T18 | 55,947.00 |
| 2011 | 68 | 68 | 67 | 69 | 272 | T30 | 28,964.00 |
| | | | | | | **Total** | **$151,648.14** |

**Lema, Tony (71.68)**

| Year | 1st | 2nd | 3rd | 4th | Total | Finish | Money |
|---|---|---|---|---|---|---|---|
| 1958 | 69 | 69 | 70 | 69 | 277 | T2 | $1,080.00 |
| 1959 | | | | | 287 | T14 | 327.50 |
| 1960 | 71 | 77 | 76 | 74 | 298 | T53 | |
| 1961 | 74 | 77 | 75 | 70 | 296 | T28 | 146.67 |
| 1963 | 73 | 69 | 71 | 73 | 286 | T28 | 365.00 |
| 1965 | 71 | 74 | 68 | 67 | 280 | 6 | 2,900.00 |
| 1966 | 72 | 68 | 71 | 72 | 283 | T15 | 1,550.00 |
| | | | | | | **Total** | **$6,369.17** |

**Lendzion, Bob (76.50)**

| Year | 1st | 2nd | 3rd | 4th | Total | Finish | Money |
|---|---|---|---|---|---|---|---|
| 1987 | 77 | 76 | | | 153 | CUT | |
| | | | | | | **Total** | |

**Leonard, Justin (68.47)**

| Year | 1st | 2nd | 3rd | 4th | Total | Finish | Money |
|---|---|---|---|---|---|---|---|
| 1995 | 70 | 71 | 72 | 68 | 281 | T14 | $25,500.00 |
| 2000 | 69 | 70 | 73 | 72 | 284 | T16 | 45,000.00 |
| 2010 | 68 | 63 | 66 | 65 | 262 | T3 | 244,800.00 |
| 2011 | 66 | 67 | 68 | 69 | 270 | T17 | 65,780.00 |
| 2012 | 68 | 68 | 64 | 70 | 270 | T19 | 67,600.00 |
| 2013 | 69 | 70 | 71 | 68 | 278 | T45 | 14,855.14 |
| 2015 | 68 | 66 | 65 | 69 | 268 | T14 | 94,500.00 |
| 2016 | 73 | 68 | | | 141 | CUT | |
| | | | | | | **Total** | **$558,035.14** |

**Leonard, Stan (71.23)**

| Year | 1st | 2nd | 3rd | 4th | Total | Finish | Money |
|---|---|---|---|---|---|---|---|
| 1957 | 72 | 68 | 67 | 69 | 276 | 1 | $2,000.00 |
| 1958 | 71 | 72 | 73 | 71 | 287 | T27 | 76.67 |
| 1959 | 68 | 68 | 71 | 79 | 286 | 13 | 450.00 |
| 1960 | 75 | 66 | 74 | 73 | 288 | T20 | 290.00 |
| 1961 | 74 | 69 | 69 | 73 | 285 | T4 | 1,300.00 |
| 1963 | 68 | 71 | 68 | 73 | 280 | T13 | 875.00 |
| 1965 | 74 | 76 | | | 150 | CUT | |
| | | | | | | **Total** | **$4,991.67** |

**Leslie, Perry (73.50)**

| Year | 1st | 2nd | 3rd | 4th | Total | Finish | Money |
|---|---|---|---|---|---|---|---|
| 1975 | 68 | 73 | 77 | 72 | 290 | T27 | $1,595.00 |
| 1978 | 76 | 75 | | | 151 | CUT | |
| | | | | | | **Total** | **$1,595.00** |

**Letellier, Ron (72.25)**

| Year | 1st | 2nd | 3rd | 4th | Total | Finish | Money |
|---|---|---|---|---|---|---|---|
| 1963 | 71 | 72 | 77 | 69 | 289 | T36 | $143.34 |
| | | | | | | **Total** | **$143.34** |

**Letzig, Michael (67.92)**

| Year | 1st | 2nd | 3rd | 4th | Total | Finish | Money |
|---|---|---|---|---|---|---|---|
| 2008 | 67 | 66 | 67 | 66 | 266 | T9 | $122,400.00 |
| 2009 | 73 | | | | 73 | W/D | |
| 2010 | 66 | 68 | 67 | 65 | 266 | T18 | 55,947.00 |
| 2011 | 70 | 68 | | | 138 | CUT | |
| 2013 | 67 | 73 | | | 140 | CUT | |
| | | | | | | **Total** | **$178,347.00** |

**Levenson, Gavan (74.38)**

| Year | 1st | 2nd | 3rd | 4th | Total | Finish | Money |
|---|---|---|---|---|---|---|---|
| 1983 | 75 | 71 | 79 | 81 | 306 | 74 | $768.00 |
| 1984 | 74 | 71 | 73 | 71 | 289 | T24 | 3,240.00 |
| | | | | | | **Total** | **$4,008.00** |

**Levet, Thomas (71.88)**

| Year | 1st | 2nd | 3rd | 4th | Total | Finish | Money |
|---|---|---|---|---|---|---|---|
| 2003 | 74 | 69 | 75 | 74 | 292 | T83 | $7,785.00 |
| 2005 | 74 | 67 | 72 | 70 | 283 | T56 | 11,200.00 |
| | | | | | | **Total** | **$18,985.00** |

**Levi, Wayne (72.55)**

| Year | 1st | 2nd | 3rd | 4th | Total | Finish | Money |
|---|---|---|---|---|---|---|---|
| 1978 | 74 | 77 | | | 151 | CUT | |
| 1981 | 71 | 75 | 77 | 71 | 294 | T45 | $825.75 |
| 1982 | 75 | 69 | 72 | 75 | 291 | T11 | 7,200.00 |
| 1983 | 72 | 76 | 72 | 70 | 290 | T28 | 2,602.85 |
| 1984 | 73 | 74 | 76 | 72 | 295 | T56 | 888.00 |
| 1986 | 75 | 69 | 74 | 69 | 287 | T28 | 3,400.00 |
| 1987 | 75 | | | | 75 | W/D | |
| 1988 | 72 | 72 | 71 | 70 | 285 | T27 | 7,400.00 |
| 1989 | 73 | 77 | | | 150 | CUT | |
| 1990 | 76 | 74 | | | 150 | CUT | |
| 1992 | 72 | 68 | 74 | 68 | 282 | T11 | 23,333.34 |
| 1993 | 75 | 72 | 70 | 72 | 289 | T33 | 7,925.00 |
| 1994 | 74 | 75 | | | 149 | CUT | |
| 1996 | 74 | 67 | 71 | 69 | 281 | T7 | 56,100.00 |
| 1997 | 72 | 71 | 71 | 74 | 288 | T49 | 4,510.60 |
| 1999 | 70 | 69 | 76 | 73 | 288 | T48 | 6,534.67 |
| | | | | | | **Total** | **$120,720.21** |

**Levin, Spencer (68.38)**

| Year | 1st | 2nd | 3rd | 4th | Total | Finish | Money |
|---|---|---|---|---|---|---|---|
| 2009 | 70 | 73 | | | 143 | CUT | |
| 2010 | 65 | 67 | 71 | 68 | 271 | T53 | $11,433.27 |
| 2015 | 66 | 71 | 69 | 63 | 269 | T18 | 63,450.00 |
| 2016 | 68 | 68 | | | 136 | W/D | |
| 2017 | 68 | 68 | 72 | 67 | 275 | T60 | 12,644.00 |
| | | | | | | **Total** | **$87,527.27** |

**Levinson, John (73.75)**

| Year | 1st | 2nd | 3rd | 4th | Total | Finish | Money |
|---|---|---|---|---|---|---|---|
| 1969 | 74 | 75 | | | 149 | CUT | |
| 1970 | 72 | 74 | | | 146 | CUT | |
| | | | | | | **Total** | |

**Lewallen, Rick (75.30)**

| Year | 1st | 2nd | 3rd | 4th | Total | Finish | Money |
|---|---|---|---|---|---|---|---|
| 1992 | 78 | 76 | | | 154 | CUT | |
| 1993 | 69 | 74 | 76 | 80 | 299 | 83 | $2,610.00 |
| 1995 | 76 | 76 | | | 152 | W/D | |
| 1997 | 76 | 72 | | | 148 | CUT | |
| | | | | | | **Total** | **$2,610.00** |

**Lewis, Charles (74.00)**

| Year | 1st | 2nd | 3rd | 4th | Total | Finish | Money |
|---|---|---|---|---|---|---|---|
| 1967 | 73 | 75 | | | 148 | CUT | |
| | | | | | | **Total** | |

**Lewis, J.L. (71.75)**

| Year | 1st | 2nd | 3rd | 4th | Total | Finish | Money |
|---|---|---|---|---|---|---|---|
| 1995 | 74 | 76 | | | 150 | CUT | |
| 1998 | 72 | 77 | | | 149 | CUT | |
| 1999 | 70 | 65 | 74 | 69 | 278 | T9 | $70,200.00 |
| 2001 | 73 | 74 | | | 147 | CUT | |
| 2002 | 75 | 67 | 75 | 76 | 293 | 66 | 7,904.00 |
| 2004 | 71 | 74 | | | 145 | CUT | |
| 2005 | 72 | 68 | 67 | 66 | 273 | T6 | 156,500.00 |
| | | | | | | **Total** | **$234,604.00** |

**Lewis, Jack (75.33)**

| Year | 1st | 2nd | 3rd | 4th | Total | Finish | Money |
|---|---|---|---|---|---|---|---|
| 1969 | 71 | 73 | | | 144 | CUT | |
| 1973 | 73 | 72 | | | 145 | CUT | |
| 1975 | 80 | | | | 80 | W/D | |
| 1978 | 78 | 77 | | | 155 | CUT | |
| 1979 | 77 | 77 | | | 154 | CUT | |
| 1981 | 76 | 72 | 74 | 79 | 301 | T73 | $573.00 |
| 1984 | 75 | 76 | | | 151 | CUT | |
| | | | | | | **Total** | **$573.00** |

**Lewis, Jeff (75.00)**

| Year | 1st | 2nd | 3rd | 4th | Total | Finish | Money |
|---|---|---|---|---|---|---|---|
| 1987 | 79 | 71 | | | 150 | CUT | |
| | | | | | | **Total** | |

**Lewis, Tom (70.17)**

| Year | 1st | 2nd | 3rd | 4th | Total | Finish | Money |
|---|---|---|---|---|---|---|---|
| 2020 | 67 | 68 | 70 | 69 | 274 | T51 | $15,216.00 |
| 2021 | 71 | 76 | | | 147 | CUT | |
| | | | | | | **Total** | **$15,216.00** |

**Li, HaoTong (70.00)**

| Year | 1st | 2nd | 3rd | 4th | Total | Finish | Money |
|---|---|---|---|---|---|---|---|
| 2017 | 73 | 67 | | | 140 | CUT | |
| | | | | | | **Total** | |

**Lichardus, Babe (71.75)**

| Year | 1st | 2nd | 3rd | 4th | Total | Finish | Money |
|---|---|---|---|---|---|---|---|
| 1957 | 75 | 72 | 69 | 71 | 287 | T18 | $207.50 |
| | | | | | | **Total** | **$207.50** |

**Lickliter II, Frank (70.82)**

| Year | 1st | 2nd | 3rd | 4th | Total | Finish | Money |
|---|---|---|---|---|---|---|---|
| 1996 | 70 | 69 | 71 | 76 | 286 | T35 | $8,130.00 |
| 1997 | 70 | 74 | | | 144 | CUT | |
| 1998 | 75 | 74 | | | 149 | CUT | |
| 2000 | 71 | 75 | | | 146 | CUT | |
| 2003 | 71 | 74 | | | 145 | CUT | |
| 2004 | 70 | 70 | 74 | 74 | 288 | T62 | 9,844.00 |
| 2005 | 72 | 72 | | | 144 | CUT | |
| 2007 | 68 | 70 | 68 | 67 | 273 | T13 | 85,714.29 |
| 2008 | 68 | 68 | 71 | 71 | 278 | T69 | 10,149.00 |
| 2009 | 73 | 73 | | | 146 | CUT | |
| 2010 | 70 | 67 | 68 | 66 | 271 | T53 | 11,433.28 |
| 2011 | 68 | 70 | | | 138 | CUT | |
| | | | | | | **Total** | **$125,270.57** |

**Liebler, Steven (73.00)**

| Year | 1st | 2nd | 3rd | 4th | Total | Finish | Money |
|---|---|---|---|---|---|---|---|
| 1984 | 73 | 71 | 71 | 71 | 286 | T8 | $10,800.00 |
| 1985 | 70 | 75 | 76 | 77 | 298 | T49 | 998.00 |
| | | | | | | **Total** | **$11,798.00** |

**Lietzke, Bruce (72.25)**

| Year | 1st | 2nd | 3rd | 4th | Total | Finish | Money |
|---|---|---|---|---|---|---|---|
| 1976 | 69 | 69 | 71 | 76 | 285 | 64 | $414.00 |
| 1982 | 72 | 72 | 76 | 78 | 298 | T40 | 1,080.00 |
| 1988 | 69 | 70 | 73 | 72 | 284 | T18 | 11,333.33 |
| | | | | | | **Total** | **$12,827.33** |

**Lile, Craig (71.00)**

| Year | 1st | 2nd | 3rd | 4th | Total | Finish | Money |
|---|---|---|---|---|---|---|---|
| 2007 | 70 | 69 | 70 | 75 | 284 | T77 | $9,100.00 |
| | | | | | | **Total** | **$9,100.00** |

**Liles, Billy (83.00)**

| Year | 1st | 2nd | 3rd | 4th | Total | Finish | Money |
|---|---|---|---|---|---|---|---|
| 1958 | 82 | 84 | | | 166 | CUT | |
| | | | | | | **Total** | |

**Lindheim, Nicholas (69.50)**

| Year | 1st | 2nd | 3rd | 4th | Total | Finish | Money |
|---|---|---|---|---|---|---|---|
| 2017 | 71 | 72 | | | 143 | CUT | |
| 2018 | 69 | 69 | | | 138 | CUT | |
| 2019 | 69 | 72 | | | 141 | CUT | |
| 2023 | 70 | 68 | 70 | 65 | 273 | T27 | $53,200.00 |
| | | | | | | **Total** | **$53,200.00** |

**Lindsey, Pat (75.17)**

| Year | 1st | 2nd | 3rd | 4th | Total | Finish | Money |
|---|---|---|---|---|---|---|---|
| 1980 | 74 | 80 | | | 154 | CUT | |
| 1981 | 77 | 75 | | | 152 | CUT | |
| 1982 | 74 | 70 | 77 | 76 | 297 | T34 | $1,515.00 |
| 1983 | 77 | 72 | | | 149 | CUT | |
| 1986 | 77 | 73 | | | 150 | CUT | |
| | | | | | | **Total** | **$1,515.00** |

**Lingmerth, David (70.06)**

| Year | 1st | 2nd | 3rd | 4th | Total | Finish | Money |
|---|---|---|---|---|---|---|---|
| 2013 | 74 | 70 | | | 144 | CUT | |
| 2014 | 67 | 70 | 73 | 71 | 281 | T74 | $10,123.00 |
| 2018 | 69 | 70 | | | 139 | CUT | |
| 2021 | 68 | 67 | 70 | 67 | 272 | T37 | 26,560.00 |
| 2022 | 69 | 71 | | | 140 | CUT | |
| 2023 | 73 | 32 | | | 145 | CUT | |
| | | | | | | **Total** | **$36,683.00** |

**Lipsky, David (68.50)**

| Year | 1st | 2nd | 3rd | 4th | Total | Finish | Money |
|---|---|---|---|---|---|---|---|
| 2022 | 68 | 69 | 66 | 66 | 272 | T27 | $47,936.67 |
| 2023 | 67 | 71 | 70 | 68 | 276 | T45 | 22,116.00 |
| | | | | | | **Total** | **$70,052.67** |

**List, Luke (69.50)**

| Year | 1st | 2nd | 3rd | 4th | Total | Finish | Money |
|---|---|---|---|---|---|---|---|
| 2007 | 69 | 71 | | | 140 | CUT | |
| 2013 | 72 | 70 | | | 142 | CUT | |
| 2016 | 67 | 71 | | | 138 | CUT | |
| 2019 | 68 | 70 | | | 138 | CUT | |
| 2020 | 68 | 67 | 66 | 75 | 276 | T66 | $13,504.00 |
| 2021 | 66 | 73 | | | 139 | CUT | |
| | | | | | | **Total** | **$13,504.00** |

**Lister, John (72.00)**

| Year | 1st | 2nd | 3rd | 4th | Total | Finish | Money |
|---|---|---|---|---|---|---|---|
| 1972 | 69 | 69 | 69 | 70 | 277 | T14 | $3,300.00 |
| 1973 | 66 | 70 | 70 | 72 | 278 | T32 | 1,188.60 |
| 1976 | 72 | 72 | | | 144 | CUT | |
| 1977 | 75 | 68 | 76 | 70 | 289 | T40 | 822.44 |
| 1978 | 70 | 75 | 73 | 75 | 293 | 56 | 540.00 |
| 1979 | 75 | 84 | | | 159 | CUT | |
| | | | | | | **Total** | **$5,851.04** |

**Littler, Gene (71.04)**

| Year | 1st | 2nd | 3rd | 4th | Total | Finish | Money |
|---|---|---|---|---|---|---|---|
| 1961 | 71 | 71 | 74 | 73 | 289 | T10 | $800.00 |
| 1964 | 69 | 73 | 74 | 70 | 286 | T13 | 845.00 |
| 1967 | 70 | 70 | 68 | 67 | 275 | 6 | 4,750.00 |
| 1968 | 69 | 66 | 69 | 67 | 271 | T2 | 11,229.16 |
| 1969 | 66 | 70 | 69 | 69 | 274 | 1 | 32,000.00 |
| 1970 | 72 | 68 | 71 | 73 | 284 | T36 | 873.00 |
| 1975 | 75 | 72 | 73 | 74 | 294 | T44 | 720.00 |
| 1976 | 73 | 68 | 67 | 68 | 276 | T10 | 4,715.00 |
| 1977 | 78 | 67 | 69 | 76 | 290 | T49 | 578.20 |
| 1978 | 68 | 74 | 72 | 72 | 286 | T14 | 3,840.00 |
| 1979 | 76 | 72 | 72 | 72 | 292 | T26 | 1,737.50 |
| 1980 | 75 | 76 | | | 151 | CUT | |
| | | | | | | **Total** | **$62,087.86** |

**Little, Lawson (71.97)**

| Year | 1st | 2nd | 3rd | 4th | Total | Finish | Money |
|---|---|---|---|---|---|---|---|
| 1939 | 138 | 72 | 73 | | 283 | T2 | $650.00 |
| 1941 | 144 | 71 | 67 | | 282 | T5 | 325.00 |
| 1942 | 139 | 71 | 73 | | 283 | 6 | 300.00 |
| 1946 | | | | | 288 | T18 | 50.00 |
| 1948 | 73 | 71 | 71 | 76 | 291 | T21 | |
| 1949 | 70 | 73 | | | 143 | W/D | |
| 1950 | 76 | 72 | 73 | 70 | 291 | T22 | |
| 1951 | 74 | 77 | 73 | 74 | 298 | T31 | |
| | | | | | | **Total** | **$1,325.00** |

**Lively, John (73.75)**

| Year | 1st | 2nd | 3rd | 4th | Total | Finish | Money |
|---|---|---|---|---|---|---|---|
| 1967 | 75 | 72 | | | 147 | CUT | |
| 1970 | 74 | 74 | | | 148 | CUT | |
| | | | | | | **Total** | |

**Loar, Edward (73.75)**

| Year | 1st | 2nd | 3rd | 4th | Total | Finish | Money |
|---|---|---|---|---|---|---|---|
| 2012 | 74 | 71 | | | 145 | CUT | |
| 2014 | 77 | 73 | | | 150 | CUT | |
| | | | | | | **Total** | |

**Locke, Bobby (69.63)**

| Year | 1st | 2nd | 3rd | 4th | Total | Finish | Money |
|---|---|---|---|---|---|---|---|
| 1949 | 69 | 68 | 69 | 73 | 279 | T5 | $750.00 |
| 1952 | 70 | 68 | 70 | 70 | 278 | 2 | 1,400.00 |
| | | | | | | **Total** | **$2,150.00** |

**Loeffler, Bill (80.00)**

| Year | 1st | 2nd | 3rd | 4th | Total | Finish | Money |
|---|---|---|---|---|---|---|---|
| 1981 | 82 | 78 | | | 160 | CUT | |
| | | | | | | **Total** | |

**Loftsson, Olafur (69.00)**

| Year | 1st | 2nd | 3rd | 4th | Total | Finish | Money |
|---|---|---|---|---|---|---|---|
| 2011 | 68 | 70 | | | 138 | CUT | |
| | | | | | | **Total** | |

**Lohr, Bob (72.82)**

| Year | 1st | 2nd | 3rd | 4th | Total | Finish | Money |
|---|---|---|---|---|---|---|---|
| 1985 | 77 | 71 | 75 | 75 | 298 | T49 | $998.00 |
| 1986 | 74 | 72 | | | 146 | CUT | |
| 1987 | 72 | 74 | 71 | 75 | 292 | T20 | 5,712.00 |
| 1988 | 72 | 72 | 71 | 74 | 289 | T51 | 2,353.34 |
| 1989 | 74 | 78 | | | 152 | CUT | |
| 1990 | 72 | 74 | 75 | 72 | 293 | T47 | 3,171.87 |
| 1991 | 73 | 70 | 69 | 78 | 290 | T67 | 2,562.50 |
| 1992 | 70 | 83 | | | 153 | CUT | |
| 1994 | 69 | 71 | 69 | 70 | 279 | 5 | 60,000.00 |
| 1995 | 71 | 71 | 74 | 69 | 285 | T36 | 7,065.00 |
| 1996 | 71 | 73 | 78 | 68 | 290 | T58 | 3,960.00 |
| | | | | | | **Total** | **$85,822.71** |

**Lonard, Peter (70.41)**

| Year | 1st | 2nd | 3rd | 4th | Total | Finish | Money |
|---|---|---|---|---|---|---|---|
| 2003 | 68 | 70 | 67 | 74 | 279 | T22 | $39,487.50 |
| 2005 | 71 | 70 | 72 | 73 | 286 | T68 | 10,000.00 |
| 2006 | 71 | 70 | 76 | 74 | 291 | T72 | 9,750.00 |
| 2007 | 70 | 69 | 67 | 68 | 274 | T20 | 52,142.86 |
| 2008 | 66 | 71 | 73 | 69 | 279 | T75 | 9,690.00 |
| 2009 | 68 | 72 | | | 140 | CUT | |
| | | | | | | **Total** | **$121,070.36** |

**Long, Adam (70.09)**

| Year | 1st | 2nd | 3rd | 4th | Total | Finish | Money |
|---|---|---|---|---|---|---|---|
| 2019 | 73 | 70 | | | 143 | CUT | |
| 2020 | 68 | 65 | 71 | 67 | 271 | T31 | $37,440.00 |
| 2021 | 72 | 67 | | | 139 | CUT | |
| 2022 | 73 | | | | 73 | WD | |
| 2023 | 74 | 71 | | | 145 | CUT | |
| | | | | | | **Total** | **$37,440.00** |

**Long, Michael (73.00)**

| Year | 1st | 2nd | 3rd | 4th | Total | Finish | Money |
|---|---|---|---|---|---|---|---|
| 2002 | 78 | 76 | | | 154 | CUT | |
| 2005 | 70 | 71 | 74 | 69 | 284 | T61 | $10,800.00 |
| | | | | | | **Total** | **$10,800.00** |

**Long, Mike (75.50)**

| Year | 1st | 2nd | 3rd | 4th | Total | Finish | Money |
|---|---|---|---|---|---|---|---|
| 1976 | 77 | 74 | | | 151 | CUT | |
| | | | | | | **Total** | |

**Longo, Joe (78.33)**

| Year | 1st | 2nd | 3rd | 4th | Total | Finish | Money |
|---|---|---|---|---|---|---|---|
| 1962 | 76 | 76 | 83 | | 235 | CUT | |
| | | | | | | **Total** | |

**Longo, Tony (76.25)**

| Year | 1st | 2nd | 3rd | 4th | Total | Finish | Money |
|---|---|---|---|---|---|---|---|
| 1960 | 76 | 73 | 76 | 80 | 305 | 69 | |
| | | | | | | **Total** | |

**Lopez, Joe (77.50)**

| Year | 1st | 2nd | 3rd | 4th | Total | Finish | Money |
|---|---|---|---|---|---|---|---|
| 1962 | 76 | 79 | | | 155 | CUT | |
| | | | | | | **Total** | |

**Lott, Lyn (74.00)**

| Year | 1st | 2nd | 3rd | 4th | Total | Finish | Money |
|---|---|---|---|---|---|---|---|
| 1974 | 72 | 69 | 75 | 75 | 291 | 69 | $341.50 |
| 1976 | 74 | 67 | 68 | 72 | 281 | T40 | 851.00 |
| 1978 | 71 | 74 | 73 | 76 | 294 | T57 | 522.00 |
| 1980 | 75 | 73 | | | 148 | CUT | |
| 1981 | 73 | 76 | | | 149 | CUT | |
| 1982 | 76 | 70 | 75 | 83 | 304 | T69 | 603.00 |
| 1983 | 79 | 78 | | | 157 | CUT | |
| 1984 | 74 | 78 | | | 152 | CUT | |
| | | | | | | **Total** | **$2,317.50** |

**Lotz, Dick (72.24)**

| Year | 1st | 2nd | 3rd | 4th | Total | Finish | Money |
|---|---|---|---|---|---|---|---|
| 1965 | 72 | 74 | 75 | 83 | 304 | T72 | |
| 1967 | 70 | 72 | 69 | 74 | 285 | T44 | $322.50 |
| 1968 | 71 | 72 | 69 | 71 | 283 | T42 | 445.89 |
| 1969 | 69 | 68 | 74 | 69 | 280 | T16 | 2,400.00 |
| 1970 | 69 | 75 | | | 144 | CUT | |
| 1971 | 73 | 72 | 73 | 67 | 285 | T48 | 366.05 |
| 1973 | 75 | 74 | | | 149 | CUT | |
| 1974 | 70 | 71 | 72 | 74 | 287 | T62 | 391.09 |
| 1976 | 70 | 72 | 73 | 72 | 287 | T67 | 289.80 |
| 1978 | 78 | 74 | | | 152 | CUT | |
| | | | | | | **Total** | **$4,215.33** |

**Lotz, John (74.50)**

| Year | 1st | 2nd | 3rd | 4th | Total | Finish | Money |
|---|---|---|---|---|---|---|---|
| 1967 | 76 | 77 | | | 153 | CUT | |
| 1968 | 74 | 72 | | | 146 | CUT | |
| 1970 | 79 | 75 | | | 154 | CUT | |
| 1971 | 72 | 74 | 73 | 73 | 292 | T72 | $271.00 |
| | | | | | | **Total** | **$271.00** |

**Loupe, Andrew (70.40)**

| Year | 1st | 2nd | 3rd | 4th | Total | Finish | Money |
|---|---|---|---|---|---|---|---|
| 2014 | 65 | 68 | 70 | 68 | 271 | T24 | $41,008.75 |
| 2015 | 75 | 73 | | | 148 | CUT | |
| 2016 | 72 | 71 | | | 143 | CUT | |
| 2017 | 66 | 76 | | | 142 | CUT | |
| | | | | | | **Total** | **$41,008.75** |

**Loustalot, Tim (72.17)**

| Year | 1st | 2nd | 3rd | 4th | Total | Finish | Money |
|---|---|---|---|---|---|---|---|
| 1998 | 70 | 73 | 73 | 73 | 289 | T55 | $4,928.00 |
| 1999 | 73 | 71 | | | 144 | CUT | |
| | | | | | | **Total** | **$4,928.00** |

**Love, Sam (73.50)**

| Year | 1st | 2nd | 3rd | 4th | Total | Finish | Money |
|---|---|---|---|---|---|---|---|
| 2014 | 71 | 76 | | | 147 | CUT | |
| | | | | | | **Total** | |

**Love III, Davis (69.82)**

| Year | 1st | 2nd | 3rd | 4th | Total | Finish | Money |
|---|---|---|---|---|---|---|---|
| 1986 | 78 | 79 | | | 157 | CUT | |
| 1989 | 73 | 69 | 75 | 72 | 289 | T24 | $8,525.00 |
| 1990 | 73 | 75 | | | 148 | CUT | |
| 1991 | 75 | 67 | 67 | 69 | 278 | T9 | 33,750.00 |
| 1992 | 71 | 68 | 71 | 62 | 272 | 1 | 225,000.00 |
| 1993 | 71 | 74 | 71 | 72 | 288 | T27 | 10,425.00 |
| 1994 | 71 | 77 | | | 148 | CUT | |
| 1995 | 66 | 71 | 75 | 70 | 282 | T19 | 17,550.00 |
| 1997 | 72 | 69 | 69 | 67 | 277 | 6 | 68,400.00 |
| 2000 | 72 | 69 | 68 | 76 | 285 | T21 | 31,200.00 |
| 2003 | 70 | 74 | | | 144 | CUT | |
| 2004 | 75 | 69 | | | 144 | CUT | |
| 2006 | 69 | 69 | 68 | 66 | 272 | 1 | 900,000.00 |
| 2008 | 66 | 70 | 71 | 69 | 276 | T60 | 11,067.00 |
| 2009 | 71 | 67 | 72 | | 210 | T86 | 8,619.00 |
| 2010 | 68 | 71 | | | 139 | CUT | |
| 2011 | 70 | 67 | 66 | 66 | 269 | T12 | 101,920.00 |
| 2012 | 67 | 66 | 66 | 69 | 268 | T10 | 124,800.00 |
| 2013 | 73 | 70 | | | 143 | CUT | |
| 2014 | 72 | 69 | | | 141 | CUT | |
| 2015 | 64 | 66 | 69 | 64 | 263 | 1 | 972,000.00 |
| 2017 | 64 | 66 | 67 | 69 | 266 | T10 | 145,000.00 |
| 2018 | 71 | 68 | | | 139 | CUT | |
| 2020 | 69 | 67 | 71 | 67 | 274 | T51 | 15,216.00 |
| 2022 | 70 | 74 | | | 144 | CUT | |
| | | | | | | **Total** | **$2,673,472.00** |

**Love, Jr., Davis (72.50)**

| Year | 1st | 2nd | 3rd | 4th | Total | Finish | Money |
|---|---|---|---|---|---|---|---|
| 1959 | 71 | 74 | 68 | 76 | 289 | T20 | $190.00 |
| 1963 | 69 | 71 | 73 | 76 | 289 | T36 | 143.33 |
| 1965 | 71 | 75 | | | 146 | DQ | |
| 1968 | 75 | 71 | | | 146 | CUT | |
| | | | | | | **Total** | **$333.33** |

**Love, Dru (69.67)**

| Year | 1st | 2nd | 3rd | 4th | Total | Finish | Money |
|---|---|---|---|---|---|---|---|
| 2017 | 67 | 67 | 75 | | 209 | T75 | $10,788.00 |
| | | | | | | **Total** | **$10,788.00** |

**Lovelady, Tom (75.00)**

| Year | 1st | 2nd | 3rd | 4th | Total | Finish | Money |
|---|---|---|---|---|---|---|---|
| 2018 | 74 | 76 | | | 150 | CUT | |
| | | | | | | **Total** | |

**Lovemark, Jamie (69.50)**

| Year | 1st | 2nd | 3rd | 4th | Total | Finish | Money |
|---|---|---|---|---|---|---|---|
| 2008 | 74 | 72 | | | 146 | CUT | |
| 2009 | 72 | 69 | | | 141 | CUT | |
| 2014 | 74 | 66 | | | 140 | CUT | |
| 2018 | 66 | 70 | 64 | 68 | 268 | T24 | $45,400.00 |
| | | | | | | **Total** | **$45,400.00** |

**Loving, Ben (71.25)**

| Year | 1st | 2nd | 3rd | 4th | Total | Finish | Money |
|---|---|---|---|---|---|---|---|
| 1942 | 139 | 71 | 75 | | 285 | T10 | $125.00 |
| | | | | | | **Total** | **$125.00** |

**Low, George (75.50)**

| Year | 1st | 2nd | 3rd | 4th | Total | Finish | Money |
|---|---|---|---|---|---|---|---|
| 1945 | | | | | 302 | T19 | $66.00 |
| | | | | | | **Total** | **$66.00** |

**Lower, Justin (69.67)**

| Year | 1st | 2nd | 3rd | 4th | Total | Finish | Money |
|---|---|---|---|---|---|---|---|
| 2022 | 72 | 66 | 66 | 69 | 273 | T36 | $30,328.18 |
| 2023 | 78 | 67 | | | 145 | CUT | |
| | | | | | | **Total** | **$30,328.18** |

**Lowery, Steve (71.54)**

| Year | 1st | 2nd | 3rd | 4th | Total | Finish | Money |
|---|---|---|---|---|---|---|---|
| 1988 | 71 | 68 | 73 | 76 | 288 | T43 | $3,045.00 |
| 1993 | 72 | 77 | | | 149 | CUT | |
| 1994 | 71 | 72 | 71 | 70 | 284 | T15 | 22,500.00 |
| 1995 | 65 | 71 | 74 | 78 | 288 | T51 | 3,577.50 |
| 1996 | 76 | 73 | | | 149 | CUT | |
| 1997 | 73 | 71 | | | 144 | CUT | |
| 1998 | 75 | 68 | 72 | 73 | 288 | T48 | 5,468.57 |
| 1999 | 66 | 68 | 73 | 75 | 282 | T23 | 26,000.00 |
| 2005 | 74 | 67 | 68 | 71 | 280 | T41 | 19,000.00 |
| 2006 | 68 | 70 | 78 | 73 | 289 | T67 | 10,150.00 |
| 2007 | 70 | 70 | | | 140 | CUT | |
| 2009 | 69 | 68 | 72 | | 209 | T82 | 8,925.00 |
| 2010 | 69 | 74 | | | 143 | CUT | |
| | | | | | | **Total** | **$98,666.07** |

**Lowry, Shane (68.36)**

| Year | 1st | 2nd | 3rd | 4th | Total | Finish | Money |
|---|---|---|---|---|---|---|---|
| 2016 | 70 | 65 | 70 | 67 | 272 | T42 | $20,160.00 |
| 2017 | 67 | 64 | 67 | 67 | 265 | T7 | 180,766.66 |
| 2018 | 69 | 69 | | | 138 | CUT | |
| 2020 | 68 | 63 | 70 | 67 | 268 | T23 | 64,320.00 |
| 2022 | 71 | 68 | 74 | 71 | 284 | T83 | 12,994.00 |
| 2023 | 68 | 69 | 70 | 70 | 277 | T51 | 18,164.00 |
| | | | | | | **Total** | **$296,404.66** |

**Loy, Bobby (76.88)**

| Year | 1st | 2nd | 3rd | 4th | Total | Finish | Money |
|---|---|---|---|---|---|---|---|
| 1965 | 78 | 75 | | | 153 | CUT | |
| 1973 | 73 | 73 | | | 146 | CUT | |
| 1979 | 77 | 81 | | | 158 | CUT | |
| 1980 | 77 | 81 | | | 158 | CUT | |
| | | | | | | **Total** | |

**Loy, Robert (74.83)**

| Year | 1st | 2nd | 3rd | 4th | Total | Finish | Money |
|---|---|---|---|---|---|---|---|
| 1962 | 71 | 74 | 75 | 80 | 300 | T57 | |
| 1963 | 73 | 72 | 76 | 71 | 292 | 47 | |
| 1964 | 81 | 71 | 78 | 76 | 306 | 66 | |
| | | | | | | **Total** | |

**Lucas, Mike (84.00)**

| Year | 1st | 2nd | 3rd | 4th | Total | Finish | Money |
|---|---|---|---|---|---|---|---|
| 1956 | 84 | | | | 84 | W/D | |
| | | | | | | **Total** | |

**Luce, Buck (73.33)**

| Year | 1st | 2nd | 3rd | 4th | Total | Finish | Money |
|---|---|---|---|---|---|---|---|
| 1949 | 72 | 71 | 77 | | 220 | W/D | |
| | | | | | | **Total** | |

**Luck, Curtis (72.00)**

| Year | 1st | 2nd | 3rd | 4th | Total | Finish | Money |
|---|---|---|---|---|---|---|---|
| 2019 | 70 | 74 | | | 144 | CUT | |
| | | | | | | **Total** | |

**Lumpkin, Jack (74.60)**

| Year | 1st | 2nd | 3rd | 4th | Total | Finish | Money |
|---|---|---|---|---|---|---|---|
| 1958 | 74 | 72 | 74 | 73 | 293 | T46 | |
| 1968 | 80 | | | | 80 | W/D | |
| | | | | | | **Total** | |

**Lunde, Bill (69.40)**

| Year | 1st | 2nd | 3rd | 4th | Total | Finish | Money |
|---|---|---|---|---|---|---|---|
| 2009 | 71 | 69 | | | 140 | CUT | |
| 2011 | 67 | 67 | 68 | 71 | 273 | T40 | $19,240.00 |
| 2012 | 69 | 73 | | | 142 | CUT | |
| 2015 | 67 | 72 | | | 139 | CUT | |
| | | | | | | **Total** | **$19,240.00** |

**Lundstrom, David (75.25)**

| Year | 1st | 2nd | 3rd | 4th | Total | Finish | Money |
|---|---|---|---|---|---|---|---|
| 1985 | 78 | 73 | | | 151 | CUT | |
| 1986 | 74 | 76 | | | 150 | CUT | |
| | | | | | | **Total** | |

**Lunn, Bob (72.80)**

| Year | 1st | 2nd | 3rd | 4th | Total | Finish | Money |
|---|---|---|---|---|---|---|---|
| 1970 | 75 | 71 | | | 146 | CUT | |
| 1971 | 73 | 73 | 73 | 69 | 288 | T61 | $271.43 |
| 1972 | 67 | 72 | 73 | 74 | 286 | T64 | 347.83 |
| 1973 | 68 | 72 | 77 | 72 | 289 | T67 | 346.33 |
| 1977 | 75 | 79 | | | 154 | CUT | |
| 1979 | 73 | 74 | 72 | 74 | 293 | T34 | 1,290.00 |
| | | | | | | **Total** | **$2,255.59** |

**Lutterus, David (68.50)**

| Year | 1st | 2nd | 3rd | 4th | Total | Finish | Money |
|---|---|---|---|---|---|---|---|
| 2008 | 69 | 64 | 72 | 65 | 270 | T30 | $32,427.50 |
| 2010 | 73 | 68 | | | 141 | CUT | |
| | | | | | | **Total** | **$32,427.50** |

**Lutz, Robert (84.50)**

| Year | 1st | 2nd | 3rd | 4th | Total | Finish | Money |
|---|---|---|---|---|---|---|---|
| 1962 | 83 | 86 | | | 169 | CUT | |
| | | | | | | **Total** | |

**Lye, Mark (73.13)**

| Year | 1st | 2nd | 3rd | 4th | Total | Finish | Money |
|---|---|---|---|---|---|---|---|
| 1977 | 73 | 75 | | | 148 | CUT | |
| 1978 | 76 | 69 | 72 | 70 | 287 | T19 | $2,352.00 |
| 1979 | 76 | 74 | | | 150 | CUT | |
| 1980 | 75 | 72 | 76 | 73 | 296 | T69 | 495.00 |
| 1981 | 75 | 74 | | | 149 | CUT | |
| 1982 | 70 | 73 | 76 | 77 | 296 | T28 | 1,995.00 |
| 1983 | 69 | 70 | 76 | 75 | 290 | T28 | 2,602.86 |
| 1984 | 71 | 75 | 71 | 72 | 289 | T24 | 3,240.00 |
| 1985 | 79 | 72 | | | 151 | CUT | |
| 1986 | 72 | 73 | 73 | 73 | 291 | T57 | 1,115.00 |
| 1987 | 76 | 74 | | | 150 | CUT | |
| 1988 | 73 | 66 | 70 | 75 | 284 | T18 | 11,333.33 |
| 1989 | 71 | 76 | 72 | 74 | 293 | T50 | 2,348.89 |
| 1990 | 72 | 72 | 72 | 75 | 291 | T39 | 5,125.00 |
| 1991 | 72 | 70 | 70 | 71 | 283 | T25 | 7,891.67 |
| 1993 | 74 | 73 | 73 | 77 | 297 | T78 | 2,715.00 |
| 1994 | 73 | 77 | | | 150 | CUT | |
| | | | | | | **Total** | **$41,213.75** |

**Lyle, Jarrod (69.17)**

| Year | 1st | 2nd | 3rd | 4th | Total | Finish | Money |
|---|---|---|---|---|---|---|---|
| 2007 | 69 | 69 | 70 | 70 | 278 | T49 | $12,025.00 |
| 2010 | 71 | 68 | | | 139 | CUT | |
| 2011 | 68 | 66 | 69 | 68 | 271 | T25 | 40,560.00 |
| 2016 | 70 | 72 | | | 142 | CUT | |
| | | | | | | **Total** | **$52,585.00** |

**Lyle, Sandy (72.33)**

| Year | 1st | 2nd | 3rd | 4th | Total | Finish | Money |
|---|---|---|---|---|---|---|---|
| 1980 | 72 | 67 | 72 | 76 | 287 | T21 | $2,600.00 |
| 1985 | 67 | 75 | 73 | 75 | 290 | T15 | 7,000.00 |
| 1986 | 68 | 64 | 73 | 70 | 275 | 1 | 90,000.00 |
| 1987 | 73 | 79 | | | 152 | CUT | |
| 1988 | 68 | 63 | 68 | 72 | 271 | 1 | 180,000.00 |
| 1989 | 76 | 74 | | | 150 | CUT | |
| 1993 | 75 | 70 | 74 | 73 | 292 | T50 | 3,485.46 |
| 1996 | 75 | 74 | | | 149 | CUT | |
| 1997 | 66 | 77 | 72 | 74 | 289 | T59 | 4,123.00 |
| 1998 | 76 | 74 | | | 150 | CUT | |
| 1999 | 74 | 73 | | | 147 | CUT | |
| 2000 | 76 | 75 | | | 151 | CUT | |
| 2001 | 74 | 69 | | | 143 | CUT | |
| 2002 | 76 | 71 | | | 147 | CUT | |
| | | | | | | **Total** | **$287,208.46** |

**Lynn, David (70.50)**

| Year | 1st | 2nd | 3rd | 4th | Total | Finish | Money |
|---|---|---|---|---|---|---|---|
| 2013 | 72 | 69 | | | 141 | CUT | |
| | | | | | | **Total** | |

**Lyras, John (71.50)**

| Year | 1st | 2nd | 3rd | 4th | Total | Finish | Money |
|---|---|---|---|---|---|---|---|
| 2019 | 73 | 70 | | | 143 | CUT | |
| | | | | | | **Total** | |

**Lyons, Toby (71.50)**

| Year | 1st | 2nd | 3rd | 4th | Total | Finish | Money |
|---|---|---|---|---|---|---|---|
| 1949 | 72 | 71 | | | 143 | W/D | |
| | | | | | | **Total** | |

**Lytle, Dick (74.83)**

| Year | 1st | 2nd | 3rd | 4th | Total | Finish | Money |
|---|---|---|---|---|---|---|---|
| 1965 | 79 | 75 | | | 154 | CUT | |
| 1966 | 73 | 72 | 75 | 75 | 295 | T60 | |
| | | | | | | **Total** | |

**Mack, Charlie (82.00)**

| Year | 1st | 2nd | 3rd | 4th | Total | Finish | Money |
|---|---|---|---|---|---|---|---|
| 1982 | 82 | | | | 82 | W/D | |
| | | | | | | **Total** | |

**MacIntyre, Robert (69.75)**

| Year | 1st | 2nd | 3rd | 4th | Total | Finish | Money |
|---|---|---|---|---|---|---|---|
| 2021 | 69 | 68 | 71 | 71 | 279 | T65 | $13,504.00 |
| | | | | | | **Total** | **$13,504.00** |

**MacKenzie, Will (69.35)**

| Year | 1st | 2nd | 3rd | 4th | Total | Finish | Money |
|---|---|---|---|---|---|---|---|
| 2005 | 73 | 74 | | | 147 | CUT | |
| 2006 | 69 | 73 | 70 | 73 | 285 | T52 | $11,542.86 |
| 2007 | 64 | 71 | 68 | 68 | 271 | T7 | 150,625.00 |
| 2008 | 69 | 72 | | | 141 | CUT | |
| 2009 | 70 | 71 | | | 141 | CUT | |
| 2010 | 68 | 64 | 65 | 68 | 265 | T12 | 96,900.00 |
| 2011 | 68 | 65 | 71 | 69 | 273 | T40 | 19,240.00 |
| 2014 | 69 | 71 | | | 140 | CUT | |
| 2016 | 72 | 68 | | | 140 | CUT | |
| | | | | | | **Total** | **$278,307.86** |

**MacKey, Jack (80.50)**

| Year | 1st | 2nd | 3rd | 4th | Total | Finish | Money |
|---|---|---|---|---|---|---|---|
| 1956 | 81 | 80 | | | 161 | CUT | |
| | | | | | | **Total** | |

**Magee, Andrew (72.75)**

| Year | 1st | 2nd | 3rd | 4th | Total | Finish | Money |
|---|---|---|---|---|---|---|---|
| 1985 | 73 | 76 | 71 | 77 | 297 | T43 | $1,282.67 |
| 1986 | 70 | 75 | 77 | 71 | 293 | T65 | 1,035.00 |
| 1987 | 73 | 73 | 73 | 73 | 292 | T20 | 5,712.00 |
| 1988 | 75 | 70 | 74 | 73 | 292 | T66 | 2,040.00 |
| 1989 | 73 | 71 | 73 | 80 | 297 | T73 | 1,910.00 |
| 1990 | 73 | 77 | | | 150 | CUT | |
| 1991 | 71 | 76 | | | 147 | CUT | |
| 1995 | 73 | 72 | | | 145 | CUT | |
| 2000 | 70 | 68 | 68 | 71 | 277 | 2 | 324,000.00 |
| 2001 | 71 | 70 | 69 | 74 | 284 | T54 | 7,910.00 |
| 2002 | 74 | 76 | | | 150 | CUT | |
| 2003 | 74 | 69 | 70 | 73 | 286 | T69 | 9,000.00 |
| | | | | | | **Total** | **$352,889.67** |

**Magee, Jerry (73.79)**

| Year | 1st | 2nd | 3rd | 4th | Total | Finish | Money |
|---|---|---|---|---|---|---|---|
| 1958 | 68 | 72 | 70 | 71 | 281 | T13 | $400.00 |
| 1959 | 75 | 72 | 76 | 81 | 304 | T54 | |
| 1960 | 77 | 74 | | | 151 | CUT | |
| 1961 | 75 | 72 | 74 | 76 | 297 | T31 | 25.00 |
| | | | | | | **Total** | **$425.00** |

**Maggert, Jeff (70.58)**

| Year | 1st | 2nd | 3rd | 4th | Total | Finish | Money |
|---|---|---|---|---|---|---|---|
| 1991 | 71 | 73 | 68 | 67 | 279 | T12 | $26,250.00 |
| 1992 | 67 | 72 | 73 | 76 | 288 | T48 | 3,107.14 |
| 1993 | 82 | 73 | | | 155 | CUT | |
| 1995 | 72 | 66 | 75 | 74 | 287 | T47 | 4,035.00 |
| 1998 | 71 | 69 | 71 | 72 | 283 | T16 | 30,862.86 |
| 1999 | 68 | 62 | 75 | 68 | 273 | 3 | 176,800.00 |
| 2000 | 72 | 77 | | | 149 | CUT | |
| 2001 | 69 | 67 | 70 | 69 | 275 | T4 | 131,950.00 |
| 2002 | 72 | 72 | 76 | 77 | 297 | 71 | 7,524.00 |
| 2003 | 73 | 71 | | | 144 | CUT | |
| 2005 | 69 | 71 | 70 | 70 | 280 | T41 | 19,000.00 |
| 2006 | 68 | 72 | 71 | 74 | 285 | T52 | 11,542.85 |
| 2007 | 67 | 70 | 69 | 66 | 272 | T11 | 120,000.00 |
| 2008 | 66 | 70 | 70 | 69 | 275 | T53 | 11,773.71 |
| 2009 | 66 | 63 | 71 | 69 | 269 | T13 | 95,625.00 |
| 2010 | 68 | 70 | | | 138 | CUT | |
| 2012 | 68 | 71 | 74 | 68 | 281 | 65 | 10,920.00 |
| 2013 | 69 | 68 | 70 | 72 | 279 | T52 | 12,176.75 |
| 2014 | 72 | 77 | | | 149 | CUT | |
| | | | | | | **Total** | **$661,567.31** |

**Maginnes, John (72.92)**

| Year | 1st | 2nd | 3rd | 4th | Total | Finish | Money |
|---|---|---|---|---|---|---|---|
| 1996 | 77 | 77 | | | 154 | CUT | |
| 1997 | 68 | 73 | 71 | 76 | 288 | T49 | $4,510.60 |
| 1998 | 68 | 72 | 70 | 73 | 283 | T16 | 30,862.85 |
| 1999 | 73 | 71 | | | 144 | CUT | |
| 2000 | 69 | 74 | 75 | 78 | 296 | T75 | 5,670.00 |
| 2001 | 70 | 74 | | | 144 | CUT | |
| 2002 | 72 | 70 | 76 | 73 | 291 | T61 | 8,208.00 |
| 2003 | 71 | 74 | | | 145 | CUT | |
| 2005 | 77 | 74 | | | 151 | CUT | |
| | | | | | | **Total** | **$49,251.45** |

**Mahaffey, John (72.32)**

| Year | 1st | 2nd | 3rd | 4th | Total | Finish | Money |
|---|---|---|---|---|---|---|---|
| 1973 | 72 | 69 | 75 | 69 | 285 | T62 | $399.00 |
| 1974 | 67 | 66 | 70 | 69 | 272 | T4 | 9,694.50 |
| 1975 | 75 | 75 | | | 150 | W/D | |
| 1978 | 71 | 69 | 75 | 72 | 287 | T19 | 2,352.00 |
| 1983 | 75 | 74 | | | 149 | CUT | |
| 1985 | 74 | 75 | 70 | 76 | 295 | T32 | 2,264.00 |
| 1988 | 70 | 74 | 74 | 73 | 291 | T63 | 2,120.00 |
| 1992 | 70 | 72 | 72 | 74 | 288 | T48 | 3,107.14 |
| 1993 | 70 | 71 | 70 | 77 | 288 | T27 | 10,425.00 |
| 1994 | 83 | 71 | | | 154 | CUT | |
| | | | | | | **Total** | **$30,361.64** |

**Mahaffey, Lester (82.00)**

| Year | 1st | 2nd | 3rd | 4th | Total | Finish | Money |
|---|---|---|---|---|---|---|---|
| 1957 | 82 | 82 | | | 164 | CUT | |
| | | | | | | **Total** | |

**Mahan, Hunter (70.18)**

| Year | 1st | 2nd | 3rd | 4th | Total | Finish | Money |
|---|---|---|---|---|---|---|---|
| 2004 | 70 | 69 | 75 | 72 | 286 | T57 | $10,350.00 |
| 2005 | 75 | 66 | 72 | 74 | 287 | 73 | 9,700.00 |
| 2006 | 70 | 72 | 72 | 64 | 278 | T12 | 92,142.86 |
| 2016 | 71 | 70 | | | 141 | CUT | |
| 2017 | 65 | 65 | 69 | 70 | 269 | T16 | 78,735.00 |
| 2018 | 70 | 73 | | | 143 | CUT | |
| 2019 | 74 | 66 | | | 140 | CUT | |
| | | | | | | **Total** | **$190,927.86** |

**Main, Mac (74.94)**

| Year | 1st | 2nd | 3rd | 4th | Total | Finish | Money |
|---|---|---|---|---|---|---|---|
| 1953 | 79 | 75 | | | 154 | CUT | |
| 1954 | 78 | 72 | 75 | 81 | 306 | T54 | |
| 1956 | 79 | 76 | 74 | 77 | 306 | T60 | |
| 1958 | 76 | 75 | | | 151 | CUT | |
| 1959 | 70 | 73 | 69 | 76 | 288 | T18 | $220.00 |
| 1960 | 73 | 72 | 69 | 75 | 289 | T25 | 190.00 |
| 1961 | 78 | 71 | 73 | 79 | 301 | T43 | |
| 1962 | 77 | 72 | 76 | | 225 | CUT | |
| 1963 | 74 | 72 | 75 | 75 | 296 | T57 | |
| 1973 | 73 | 71 | | | 144 | CUT | |
| 1979 | 81 | 82 | | | 163 | CUT | |
| | | | | | | **Total** | **$410.00** |

**Makalena, Ted (74.00)**

| Year | 1st | 2nd | 3rd | 4th | Total | Finish | Money |
|---|---|---|---|---|---|---|---|
| 1967 | 74 | 73 | | | 147 | CUT | |
| 1968 | 70 | 79 | | | 149 | CUT | |
| | | | | | | **Total** | |

**Malan, Terry (76.00)**

| Year | 1st | 2nd | 3rd | 4th | Total | Finish | Money |
|---|---|---|---|---|---|---|---|
| 1958 | 76 | 76 | | | 152 | CUT | |
| | | | | | | **Total** | |

**Mallinger, John (67.30)**

| Year | 1st | 2nd | 3rd | 4th | Total | Finish | Money |
|---|---|---|---|---|---|---|---|
| 2010 | 65 | 67 | 68 | 62 | 262 | T3 | $244,800.00 |
| 2011 | 68 | 65 | 65 | 71 | 269 | T12 | 101,920.00 |
| 2012 | 74 | 68 | | | 142 | CUT | |
| | | | | | | **Total** | **$346,720.00** |

**Mallon, Bill (72.25)**

| Year | 1st | 2nd | 3rd | 4th | Total | Finish | Money |
|---|---|---|---|---|---|---|---|
| 1977 | 69 | 76 | 75 | 69 | 289 | T40 | $822.45 |
| | | | | | | **Total** | **$822.45** |

**Malnati, Peter (68.43)**

| Year | 1st | 2nd | 3rd | 4th | Total | Finish | Money |
|---|---|---|---|---|---|---|---|
| 2014 | 70 | 67 | 74 | 67 | 278 | T64 | $11,130.00 |
| 2016 | 65 | 69 | 67 | 71 | 272 | T42 | 20,160.00 |
| 2017 | 71 | 65 | 69 | 69 | 274 | T50 | 13,548.80 |
| 2018 | 66 | 65 | 71 | 66 | 268 | T24 | 45,400.00 |
| 2019 | 67 | 75 | | | 142 | CUT | |
| 2020 | 68 | 65 | 64 | 70 | 267 | T20 | 78,400.00 |
| 2021 | 70 | 71 | | | 141 | CUT | |
| 2022 | 64 | 72 | 69 | 67 | 272 | T27 | 47,936.67 |
| 2023 | 69 | 70 | | | 139 | CUT | |
| | | | | | | **Total** | **$216,575.47** |

**Maloney, Bill (84.50)**

| Year | 1st | 2nd | 3rd | 4th | Total | Finish | Money |
|---|---|---|---|---|---|---|---|
| 1957 | 82 | 87 | | | 169 | CUT | |
| | | | | | | **Total** | |

**Maloney, Joe (82.00)**

| Year | 1st | 2nd | 3rd | 4th | Total | Finish | Money |
|---|---|---|---|---|---|---|---|
| 1956 | 82 | | | | 82 | W/D | |
| | | | | | | **Total** | |

**Maltbie, Roger (73.36)**

| Year | 1st | 2nd | 3rd | 4th | Total | Finish | Money |
|---|---|---|---|---|---|---|---|
| 1977 | 72 | 70 | 73 | 73 | 288 | T31 | $1,276.89 |
| 1978 | 68 | 76 | 74 | 69 | 287 | T19 | 2,352.00 |
| 1979 | 73 | 77 | | | 150 | CUT | |
| 1980 | 71 | 78 | | | 149 | CUT | |
| 1981 | 73 | 77 | | | 150 | CUT | |
| 1982 | 70 | 75 | 78 | 76 | 299 | T48 | 754.00 |
| 1983 | 70 | 74 | 71 | 74 | 289 | T19 | 4,208.89 |
| 1984 | 71 | 72 | 74 | 71 | 288 | T17 | 5,234.29 |
| 1985 | 69 | 73 | 72 | 80 | 294 | T28 | 2,780.00 |
| 1986 | 75 | 71 | | | 146 | CUT | |
| 1987 | 68 | 78 | 76 | 75 | 297 | T54 | 1,350.00 |
| 1988 | 70 | 71 | 72 | 73 | 286 | T30 | 6,075.33 |
| 1989 | 75 | 75 | | | 150 | CUT | |
| 1990 | 73 | 72 | 74 | 80 | 299 | T63 | 2,637.50 |
| 1991 | 73 | 74 | | | 147 | CUT | |
| 1992 | 71 | 78 | | | 149 | CUT | |
| 1993 | 70 | 71 | 76 | 73 | 290 | T39 | 6,300.00 |
| 1994 | 69 | 75 | 70 | 70 | 284 | T15 | 22,500.00 |
| 1995 | 74 | 76 | | | 150 | CUT | |
| 1996 | 83 | | | | 83 | W/D | |
| | | | | | | **Total** | **$55,468.90** |

**Manassero, Matteo (71.50)**

| Year | 1st | 2nd | 3rd | 4th | Total | Finish | Money |
|---|---|---|---|---|---|---|---|
| 2014 | 71 | 72 | | | 143 | CUT | |
| | | | | | | **Total** | |

**Mance, Joe (76.50)**

| Year | 1st | 2nd | 3rd | 4th | Total | Finish | Money |
|---|---|---|---|---|---|---|---|
| 1960 | 80 | 73 | | | 153 | CUT | |
| | | | | | | **Total** | |

**Mancour, Larry (77.00)**

| Year | 1st | 2nd | 3rd | 4th | Total | Finish | Money |
|---|---|---|---|---|---|---|---|
| 1961 | 82 | 72 | | | 154 | CUT | |
| | | | | | | **Total** | |

**Manero, Tony (72.80)**

| Year | 1st | 2nd | 3rd | 4th | Total | Finish | Money |
|---|---|---|---|---|---|---|---|
| 1938 | 146 | 72 | 70 | | 288 | T13 | $100.00 |
| 1941 | 144 | 77 | 71 | | 292 | T16 | |
| 1948 | 74 | 74 | | | 148 | W/D | |
| | | | | | | **Total** | **$100.00** |

**Mangrum, Lloyd (71.56)**

| Year | 1st | 2nd | 3rd | 4th | Total | Finish | Money |
|---|---|---|---|---|---|---|---|
| 1939 | 143 | 76 | 73 | | 292 | T15 | $26.66 |
| 1941 | 147 | 75 | 70 | | 292 | T16 | |
| 1942 | 143 | 69 | 69 | | 281 | T2 | 650.00 |
| 1946 | | | | | 279 | 3 | 750.00 |
| 1947 | | | | | 295 | T16 | 167.50 |
| 1948 | 70 | 66 | 69 | 73 | 278 | 1 | 2,000.00 |
| 1949 | 67 | 69 | 68 | 72 | 276 | 2 | 1,400.00 |
| 1950 | 70 | 77 | 74 | 70 | 291 | T22 | |
| 1951 | 77 | 72 | 71 | 72 | 292 | T11 | 285.00 |
| | | | | | | **Total** | **$5,279.16** |

**Mangrum, Ray (71.58)**

| Year | 1st | 2nd | 3rd | 4th | Total | Finish | Money |
|---|---|---|---|---|---|---|---|
| 1938 | 148 | 68 | 73 | | 289 | T15 | $20.00 |
| 1942 | 141 | 71 | 72 | | 284 | T7 | 208.33 |
| 1946 | | | | | 286 | T12 | 167.50 |
| | | | | | | **Total** | **$395.83** |

**Mangum, Clyde (75.25)**

| Year | 1st | 2nd | 3rd | 4th | Total | Finish | Money |
|---|---|---|---|---|---|---|---|
| 1959 | 78 | 75 | | | 153 | CUT | |
| 1960 | 74 | 74 | | | 148 | W/D | |
| | | | | | | **Total** | |

**Manley, Jr., Hobart (73.50)**

| Year | 1st | 2nd | 3rd | 4th | Total | Finish | Money |
|---|---|---|---|---|---|---|---|
| 1951 | 74 | 75 | 68 | 77 | 294 | T18 | |
| | | | | | | **Total** | |

**Mann, Bob (77.00)**

| Year | 1st | 2nd | 3rd | 4th | Total | Finish | Money |
|---|---|---|---|---|---|---|---|
| 1978 | 79 | 77 | | | 156 | CUT | |
| 1979 | 73 | 75 | 72 | 86 | 306 | 76 | $470.00 |
| | | | | | | **Total** | **$470.00** |

**Mann, Fred (84.00)**

| Year | 1st | 2nd | 3rd | 4th | Total | Finish | Money |
|---|---|---|---|---|---|---|---|
| 1959 | 84 | | | | 84 | W/D | |
| | | | | | | **Total** | |

**Mann, Jim (80.50)**

| Year | 1st | 2nd | 3rd | 4th | Total | Finish | Money |
|---|---|---|---|---|---|---|---|
| 1958 | 79 | 82 | | | 161 | CUT | |
| | | | | | | **Total** | |

**Manuey, Terry (75.00)**

| Year | 1st | 2nd | 3rd | 4th | Total | Finish | Money |
|---|---|---|---|---|---|---|---|
| 1978 | 75 | 75 | | | 150 | CUT | |
| | | | | | | **Total** | |

**Maples, D.G. (93.00)**

| Year | 1st | 2nd | 3rd | 4th | Total | Finish | Money |
|---|---|---|---|---|---|---|---|
| 1962 | 93 | | | | 93 | W/D | |
| | | | | | | **Total** | |

**Maples, Ellis (79.00)**

| Year | 1st | 2nd | 3rd | 4th | Total | Finish | Money |
|---|---|---|---|---|---|---|---|
| 1956 | 80 | 78 | | | 158 | W/D | |
| | | | | | | **Total** | |

**Maples, Joe (77.13)**

| Year | 1st | 2nd | 3rd | 4th | Total | Finish | Money |
|---|---|---|---|---|---|---|---|
| 1959 | 79 | 84 | | | 163 | CUT | |
| 1960 | 77 | 72 | 70 | 76 | 295 | T44 | |
| 1961 | 81 | 78 | | | 159 | CUT | |
| | | | | | | **Total** | |

**Maples, Palmer (76.00)**

| Year | 1st | 2nd | 3rd | 4th | Total | Finish | Money |
|---|---|---|---|---|---|---|---|
| 1949 | 77 | 73 | 80 | 74 | 304 | 41 | |
| | | | | | | **Total** | |

**Marad, Dave (73.75)**

| Year | 1st | 2nd | 3rd | 4th | Total | Finish | Money |
|---|---|---|---|---|---|---|---|
| 1967 | 77 | 73 | | | 150 | CUT | |
| 1973 | 74 | 71 | | | 145 | CUT | |
| | | | | | | **Total** | |

**Marino, Steve (68.63)**

| Year | 1st | 2nd | 3rd | 4th | Total | Finish | Money |
|---|---|---|---|---|---|---|---|
| 2007 | 65 | 67 | 71 | 74 | 277 | T37 | $19,016.66 |
| 2008 | 65 | 68 | 71 | 71 | 275 | T53 | 11,773.71 |
| 2009 | 67 | 68 | 63 | 69 | 267 | T10 | 127,500.00 |
| 2010 | 69 | 65 | 74 | 66 | 274 | T71 | 9,996.00 |
| 2011 | 67 | 72 | | | 139 | CUT | |
| 2014 | 66 | 69 | 69 | 70 | 274 | T45 | 16,960.00 |
| 2016 | 68 | 73 | | | 141 | CUT | |
| | | | | | | **Total** | **$185,246.37** |

**Markham, Bill (76.00)**

| Year | 1st | 2nd | 3rd | 4th | Total | Finish | Money |
|---|---|---|---|---|---|---|---|
| 1953 | 76 | 74 | | | 150 | CUT | |
| 1954 | 79 | 75 | | | 154 | CUT | |
| | | | | | | **Total** | |

**Marr, Dave (71.63)**

| Year | 1st | 2nd | 3rd | 4th | Total | Finish | Money |
|---|---|---|---|---|---|---|---|
| 1960 | 76 | 76 | | | 152 | CUT | |
| 1962 | 70 | 70 | 75 | 71 | 286 | T7 | $1,300.00 |
| 1963 | 69 | 67 | 72 | 71 | 279 | T10 | 1,100.00 |
| 1964 | 72 | 69 | 75 | 70 | 286 | T13 | 845.00 |
| 1965 | 71 | 71 | 76 | 72 | 290 | T45 | 240.00 |
| 1966 | 74 | 68 | 68 | 68 | 278 | 5 | 4,300.00 |
| 1967 | 73 | 76 | | | 149 | CUT | |
| 1968 | 74 | 74 | | | 148 | CUT | |
| 1969 | 68 | 66 | 70 | 75 | 279 | T11 | 3,136.00 |
| 1970 | 73 | 72 | | | 145 | CUT | |
| | | | | | | **Total** | **$10,921.00** |

**Marschall, John (74.50)**

| Year | 1st | 2nd | 3rd | 4th | Total | Finish | Money |
|---|---|---|---|---|---|---|---|
| 1969 | 71 | 78 | | | 149 | CUT | |
| | | | | | | **Total** | |

**Marsh, Graham (72.50)**

| Year | 1st | 2nd | 3rd | 4th | Total | Finish | Money |
|---|---|---|---|---|---|---|---|
| 1975 | 73 | 70 | 72 | 70 | 285 | T9 | $5,625.00 |
| 1976 | 73 | 75 | | | 148 | CUT | |
| 1977 | 77 | 68 | 73 | 71 | 289 | T40 | 822.44 |
| 1978 | 72 | 71 | 75 | 69 | 287 | T19 | 2,352.00 |
| 1979 | 74 | 74 | 74 | 72 | 294 | T39 | 1,025.00 |
| 1980 | 72 | 72 | 71 | 77 | 292 | T51 | 588.33 |
| | | | | | | **Total** | **$10,412.77** |

**Marti, Sr., Elroy (73.00)**

| Year | 1st | 2nd | 3rd | 4th | Total | Finish | Money |
|---|---|---|---|---|---|---|---|
| 1950 | 72 | 73 | 74 | 73 | 292 | T28 | |
| | | | | | | **Total** | |

**Marti, Fred (72.89)**

| Year | 1st | 2nd | 3rd | 4th | Total | Finish | Money |
|---|---|---|---|---|---|---|---|
| 1969 | 76 | 68 | | | 144 | CUT | |
| 1970 | 74 | 74 | | | 148 | CUT | |
| 1972 | 71 | 74 | | | 145 | CUT | |
| 1973 | 69 | 72 | 69 | 69 | 279 | T37 | $903.00 |
| 1974 | 71 | 69 | 73 | 71 | 284 | T42 | 707.81 |
| 1975 | 78 | | | | 78 | W/D | |
| 1976 | 75 | 71 | | | 146 | CUT | |
| 1977 | 75 | 74 | | | 149 | CUT | |
| 1978 | 76 | 72 | | | 148 | CUT | |
| 1979 | 76 | 78 | | | 154 | CUT | |
| 1980 | 69 | 77 | 74 | 73 | 293 | T57 | 560.00 |
| | | | | | | **Total** | **$2,170.81** |

**Martin, Ben (69.43)**

| Year | 1st | 2nd | 3rd | 4th | Total | Finish | Money |
|---|---|---|---|---|---|---|---|
| 2011 | 73 | 69 | | | 142 | CUT | |
| 2015 | 67 | 67 | 67 | 66 | 267 | T10 | $129,600.00 |
| 2016 | 72 | 72 | | | 144 | CUT | |
| 2017 | 67 | | | | 67 | DQ | |
| 2020 | 71 | 66 | 70 | 68 | 275 | T59 | 14,144.00 |
| 2021 | 67 | 67 | 76 | 70 | 280 | T70 | 12,992.00 |
| 2022 | 71 | 70 | | | 141 | CUT | |
| 2023 | 70 | 72 | | | 142 | CUT | |
| | | | | | | **Total** | **$156,736.00** |

**Martindale, Bill (72.00)**

| Year | 1st | 2nd | 3rd | 4th | Total | Finish | Money |
|---|---|---|---|---|---|---|---|
| 1964 | 73 | 70 | 70 | 77 | 290 | T34 | $300.00 |
| 1965 | 67 | 73 | 75 | 73 | 288 | T34 | 500.00 |
| 1967 | 71 | 73 | 68 | 74 | 286 | T49 | 85.41 |
| | | | | | | **Total** | **$885.41** |

**Martin, Doug (72.25)**

| Year | 1st | 2nd | 3rd | 4th | Total | Finish | Money |
|---|---|---|---|---|---|---|---|
| 1992 | 70 | 72 | 71 | 70 | 283 | T20 | $13,035.72 |
| 1994 | 74 | 76 | | | 150 | CUT | |
| 1995 | 72 | 69 | 75 | 76 | 292 | T65 | 3,075.00 |
| 1996 | 75 | 73 | | | 148 | CUT | |
| 1997 | 69 | 72 | 71 | 70 | 282 | T19 | 22,230.00 |
| 1998 | 71 | 73 | | | 144 | CUT | |
| 1999 | 71 | 75 | | | 146 | CUT | |
| | | | | | | **Total** | **$38,340.72** |

**Martin, H. Roy (79.25)**

| Year | 1st | 2nd | 3rd | 4th | Total | Finish | Money |
|---|---|---|---|---|---|---|---|
| 1954 | 76 | 79 | 82 | 80 | 317 | 66 | |
| | | | | | | **Total** | |

**Martin Benavides, Pablo (71.00)**

| Year | 1st | 2nd | 3rd | 4th | Total | Finish | Money |
|---|---|---|---|---|---|---|---|
| 2007 | 73 | 69 | | | 142 | CUT | |
| | | | | | | **Total** | |

**Martinez, Richard (74.00)**

| Year | 1st | 2nd | 3rd | 4th | Total | Finish | Money |
|---|---|---|---|---|---|---|---|
| 1968 | 76 | 72 | | | 148 | CUT | |
| | | | | | | **Total** | |

**Martin, Roy (82.00)**

| Year | 1st | 2nd | 3rd | 4th | Total | Finish | Money |
|---|---|---|---|---|---|---|---|
| 1956 | 80 | 82 | | | 162 | CUT | |
| 1957 | 84 | | | | 84 | W/D | |
| | | | | | | **Total** | |

**Marusic, Milon (72.63)**

| Year | 1st | 2nd | 3rd | 4th | Total | Finish | Money |
|---|---|---|---|---|---|---|---|
| 1949 | 71 | 74 | 72 | 72 | 289 | T21 | $100.00 |
| 1950 | 69 | 76 | 74 | 72 | 291 | T22 | |
| 1951 | 74 | 77 | 71 | 74 | 296 | T24 | |
| 1952 | 71 | 71 | 74 | 67 | 283 | T10 | 270.00 |
| 1953 | 69 | 72 | 74 | 77 | 292 | T34 | |
| 1954 | 70 | 75 | 73 | 74 | 292 | T17 | 76.67 |
| | | | | | | **Total** | **$446.67** |

**Maruyama, Daisuke (71.50)**

| Year | 1st | 2nd | 3rd | 4th | Total | Finish | Money |
|---|---|---|---|---|---|---|---|
| 2006 | 72 | 68 | 71 | 75 | 286 | T59 | $10,900.00 |
| 2007 | 71 | 72 | | | 143 | CUT | |
| | | | | | | **Total** | **$10,900.00** |

**Maruyama, Shigeki (69.13)**

| Year | 1st | 2nd | 3rd | 4th | Total | Finish | Money |
|---|---|---|---|---|---|---|---|
| 2000 | 71 | 69 | 70 | 72 | 282 | T8 | $81,000.00 |
| 2001 | 75 | 73 | | | 148 | CUT | |
| 2003 | 65 | 64 | 70 | 67 | 266 | 1 | 810,000.00 |
| 2004 | 68 | 70 | 68 | 74 | 280 | T19 | 55,752.00 |
| 2005 | 70 | 65 | 66 | 67 | 268 | 2 | 540,000.00 |
| 2006 | 68 | 76 | | | 144 | CUT | |
| 2007 | 66 | 69 | 67 | 69 | 271 | T7 | 150,625.00 |
| | | | | | | **Total** | **$1,637,377.00** |

**Mashburn, Bruce (81.25)**

| Year | 1st | 2nd | 3rd | 4th | Total | Finish | Money |
|---|---|---|---|---|---|---|---|
| 1956 | 86 | 75 | 82 | 82 | 325 | 72 | |
| | | | | | | **Total** | |

**Mason, Jim (81.50)**

| Year | 1st | 2nd | 3rd | 4th | Total | Finish | Money |
|---|---|---|---|---|---|---|---|
| 1979 | 75 | 88 | | | 163 | CUT | |
| | | | | | | **Total** | |

**Massengale, Don (74.25)**

| Year | 1st | 2nd | 3rd | 4th | Total | Finish | Money |
|---|---|---|---|---|---|---|---|
| 1961 | 71 | 70 | 75 | 78 | 294 | T23 | $285.00 |
| 1962 | 72 | 83 | | | 155 | CUT | |
| 1969 | 73 | 74 | | | 147 | CUT | |
| 1975 | 72 | 71 | 76 | 76 | 295 | T48 | 562.50 |
| | | | | | | **Total** | **$847.50** |

**Massengale, Rik (73.18)**

| Year | 1st | 2nd | 3rd | 4th | Total | Finish | Money |
|---|---|---|---|---|---|---|---|
| 1972 | 72 | 71 | | | 143 | CUT | |
| 1974 | 75 | 73 | | | 148 | CUT | |
| 1975 | 73 | 75 | 67 | 72 | 287 | T16 | $3,262.50 |
| 1976 | 73 | 76 | | | 149 | CUT | |
| 1977 | 71 | 67 | 74 | 71 | 283 | T6 | 7,990.00 |
| 1978 | 75 | 75 | | | 150 | CUT | |
| 1979 | 74 | 73 | 76 | 74 | 297 | T58 | 545.00 |
| 1981 | 75 | 78 | | | 153 | CUT | |
| | | | | | | **Total** | **$11,797.50** |

**Masserio, Jim (70.63)**

| Year | 1st | 2nd | 3rd | 4th | Total | Finish | Money |
|---|---|---|---|---|---|---|---|
| 1976 | 72 | 70 | 66 | 71 | 279 | T26 | $1,667.50 |
| 1977 | 74 | 71 | 72 | 69 | 286 | T20 | 2,266.00 |
| | | | | | | **Total** | **$3,933.50** |

**Massey, Odell (76.33)**

| Year | 1st | 2nd | 3rd | 4th | Total | Finish | Money |
|---|---|---|---|---|---|---|---|
| 1961 | 78 | 73 | 78 | 77 | 306 | 56 | |
| 1962 | 74 | 76 | 80 | | 230 | CUT | |
| 1973 | 80 | 71 | | | 151 | CUT | |
| | | | | | | **Total** | |

**Mast, Dick (73.68)**

| Year | 1st | 2nd | 3rd | 4th | Total | Finish | Money |
|---|---|---|---|---|---|---|---|
| 1977 | 78 | 75 | | | 153 | CUT | |
| 1979 | 76 | 82 | | | 158 | CUT | |
| 1982 | 79 | 77 | | | 156 | CUT | |
| 1986 | 72 | 68 | 73 | 72 | 285 | T19 | $6,060.00 |
| 1987 | 76 | 73 | 74 | 73 | 296 | T49 | 1,480.80 |
| 1988 | 73 | 71 | 75 | 73 | 292 | T66 | 2,040.00 |
| 1989 | 70 | 73 | 78 | 74 | 295 | T63 | 2,100.00 |
| 1991 | 72 | 73 | | | 145 | CUT | |
| 1992 | 71 | 72 | 73 | 75 | 291 | T65 | 2,575.00 |
| 1993 | 70 | 75 | 68 | 78 | 291 | T43 | 4,680.00 |
| 1994 | 71 | 75 | | | 146 | CUT | |
| 2000 | 72 | 72 | 72 | 76 | 292 | T56 | 6,690.00 |
| | | | | | | **Total** | **$25,625.80** |

**Mast, Ken (82.50)**

| Year | 1st | 2nd | 3rd | 4th | Total | Finish | Money |
|---|---|---|---|---|---|---|---|
| 1978 | 81 | 84 | | | 165 | CUT | |
| | | | | | | **Total** | |

**Masterson, Dick (77.00)**

| Year | 1st | 2nd | 3rd | 4th | Total | Finish | Money |
|---|---|---|---|---|---|---|---|
| 1953 | 77 | 77 | | | 154 | CUT | |
| | | | | | | **Total** | |

**Matthews, Brandon (73.50)**

| Year | 1st | 2nd | 3rd | 4th | Total | Finish | Money |
|---|---|---|---|---|---|---|---|
| 2023 | 73 | 74 | | | 147 | CUT | |
| | | | | | | **Total** | |

**Mathis, David (69.07)**

| Year | 1st | 2nd | 3rd | 4th | Total | Finish | Money |
|---|---|---|---|---|---|---|---|
| 2009 | 70 | 68 | 65 | 67 | 270 | T17 | $66,737.15 |
| 2011 | 70 | 69 | | | 139 | CUT | |
| 2012 | 63 | 71 | 73 | 70 | 277 | T55 | 11,856.00 |
| 2013 | 71 | 68 | 73 | 69 | 281 | T65 | 10,918.00 |
| | | | | | | **Total** | **$89,511.15** |

**Matsuyama, Hideki (68.18)**

| Year | 1st | 2nd | 3rd | 4th | Total | Finish | Money |
|---|---|---|---|---|---|---|---|
| 2013 | 70 | 65 | 71 | 66 | 272 | 15 | $95,400.00 |
| 2014 | 69 | 70 | | | 139 | CUT | |
| 2015 | 65 | 73 | | | 138 | CUT | |
| 2016 | 66 | 64 | 68 | 67 | 265 | T3 | 324,800.00 |
| 2018 | 69 | 68 | 64 | 65 | 266 | T11 | 112,000.00 |
| 2019 | 68 | 70 | | | 137 | CUT | |
| 2021 | 69 | 69 | | | 138 | CUT | |
| 2023 | 71 | 74 | | | 145 | CUT | |
| | | | | | | **Total** | **$532,200.00** |

**Matteson, Troy (69.26)**

| Year | 1st | 2nd | 3rd | 4th | Total | Finish | Money |
|---|---|---|---|---|---|---|---|
| 2006 | 71 | 68 | 70 | 68 | 277 | T6 | $151,250.00 |
| 2007 | 72 | 69 | | | 141 | CUT | |
| 2008 | 69 | 67 | 70 | 73 | 279 | T75 | 9,690.00 |
| 2009 | 68 | 70 | 70 | | 208 | T78 | 9,282.00 |
| 2010 | 68 | 67 | 68 | 68 | 271 | T53 | 11,433.27 |
| 2011 | 72 | 67 | | | 139 | CUT | |
| 2012 | 64 | 68 | 68 | 68 | 268 | T10 | 124,800.00 |
| 2013 | 73 | 71 | | | 144 | CUT | |
| 2014 | 72 | 71 | | | 143 | CUT | |
| | | | | | | **Total** | **$306,455.27** |

**Mattiace, Len (72.46)**

| Year | 1st | 2nd | 3rd | 4th | Total | Finish | Money |
|---|---|---|---|---|---|---|---|
| 1993 | 73 | 72 | 74 | 73 | 292 | T50 | $3,485.45 |
| 1996 | 79 | 75 | | | 154 | CUT | |
| 1997 | 75 | 71 | | | 146 | CUT | |
| 1998 | 71 | 71 | 70 | 75 | 287 | T42 | 7,480.00 |
| 1999 | 71 | 69 | 77 | 73 | 290 | T57 | 5,746.00 |
| 2000 | 77 | 70 | | | 147 | CUT | |
| 2004 | 70 | 75 | | | 145 | CUT | |
| 2005 | 71 | 71 | | | 142 | CUT | |
| 2007 | 70 | 71 | | | 141 | CUT | |
| 2014 | 72 | 68 | | | 140 | CUT | |
| | | | | | | **Total** | **$16,711.45** |

**Mauchaza, Nyasha (73.50)**

| Year | 1st | 2nd | 3rd | 4th | Total | Finish | Money |
|---|---|---|---|---|---|---|---|
| 2011 | 75 | 72 | | | 147 | CUT | |
| | | | | | | **Total** | |

**Mauney, Terry (73.00)**

| Year | 1st | 2nd | 3rd | 4th | Total | Finish | Money |
|---|---|---|---|---|---|---|---|
| 1980 | 76 | 68 | 75 | 69 | 288 | T26 | $1,631.82 |
| 1981 | 78 | 72 | | | 150 | CUT | |
| | | | | | | **Total** | **$1,631.82** |

**Maurycy, John (72.00)**

| Year | 1st | 2nd | 3rd | 4th | Total | Finish | Money |
|---|---|---|---|---|---|---|---|
| 1967 | 70 | 70 | 75 | 73 | 288 | T57 | |
| | | | | | | **Total** | |

**Maxwell, Billy (70.71)**

| Year | 1st | 2nd | 3rd | 4th | Total | Finish | Money |
|---|---|---|---|---|---|---|---|
| 1955 | 70 | 70 | 68 | 69 | 277 | T4 | $853.33 |
| 1956 | 74 | 69 | 74 | 67 | 284 | T5 | 740.00 |
| 1958 | 72 | 67 | 71 | 69 | 279 | T10 | 550.00 |
| 1959 | 67 | 71 | 70 | 75 | 283 | T5 | 816.66 |
| 1960 | 72 | 69 | 71 | 68 | 280 | T6 | 950.00 |
| 1961 | 69 | 69 | 71 | 75 | 284 | 3 | 1,650.00 |
| 1962 | 70 | 67 | 73 | 72 | 282 | 4 | 1,900.00 |
| 1963 | 74 | 68 | 73 | 73 | 288 | T34 | 200.00 |
| 1964 | 69 | 73 | 75 | 71 | 288 | T25 | 540.00 |
| 1965 | 74 | 76 | | | 150 | CUT | |
| 1967 | 75 | 71 | | | 146 | CUT | |
| 1968 | 72 | 69 | 68 | 68 | 277 | T14 | 2,543.75 |
| 1969 | 68 | 75 | 64 | 75 | 282 | T22 | 1,334.00 |
| 1970 | 69 | 68 | 73 | 68 | 278 | 10 | 4,500.00 |
| 1971 | 69 | 72 | 71 | 70 | 282 | T28 | 1,220.75 |
| | | | | | | **Total** | **$17,798.49** |

**Maxwell, Bob (73.75)**

| Year | 1st | 2nd | 3rd | 4th | Total | Finish | Money |
|---|---|---|---|---|---|---|---|
| 1957 | 70 | 72 | 79 | 74 | 295 | T45 | |
| | | | | | | **Total** | |

**May, Bob (71.93)**

| Year | 1st | 2nd | 3rd | 4th | Total | Finish | Money |
|---|---|---|---|---|---|---|---|
| 1994 | 72 | 74 | | | 146 | CUT | |
| 2000 | 72 | 67 | 77 | 72 | 288 | T34 | $14,512.50 |
| 2002 | 74 | 74 | | | 148 | CUT | |
| 2006 | 69 | 71 | 72 | 72 | 284 | T43 | 14,900.00 |
| 2007 | 70 | 71 | | | 141 | CUT | |
| | | | | | | **Total** | **$29,412.50** |

**Mayer, Dick (71.29)**

| Year | 1st | 2nd | 3rd | 4th | Total | Finish | Money |
|---|---|---|---|---|---|---|---|
| 1952 | 67 | 71 | 74 | 73 | 285 | T15 | $140.00 |
| 1955 | 71 | 73 | | | 144 | W/D | |
| 1957 | 73 | 72 | 69 | 70 | 284 | T8 | 600.00 |
| 1959 | 71 | 72 | 67 | 75 | 285 | T11 | 525.00 |
| 1963 | 69 | 68 | 72 | 71 | 280 | T13 | 875.00 |
| 1965 | 76 | 70 | 73 | 70 | 289 | T37 | 362.50 |
| 1966 | 71 | 69 | 76 | 70 | 286 | T35 | 550.00 |
| 1968 | 72 | 71 | 74 | 69 | 286 | T55 | |
| 1972 | 73 | 69 | 70 | 73 | 285 | T62 | 347.83 |
| | | | | | | **Total** | **$3,400.33** |

**Mayer, Jon (74.50)**

| Year | 1st | 2nd | 3rd | 4th | Total | Finish | Money |
|---|---|---|---|---|---|---|---|
| 2023 | 79 | 70 | | | 149 | CUT | |
| | | | | | | **Total** | |

**Mayfair, Billy (71.62)**

| Year | 1st | 2nd | 3rd | 4th | Total | Finish | Money |
|---|---|---|---|---|---|---|---|
| 1989 | 72 | 74 | 74 | 76 | 296 | T68 | $2,000.00 |
| 1990 | 75 | 76 | | | 151 | CUT | |
| 1991 | 73 | 75 | | | 148 | CUT | |
| 1993 | 78 | 76 | | | 154 | CUT | |
| 1995 | 73 | 73 | | | 146 | CUT | |
| 1997 | 72 | 73 | | | 145 | CUT | |
| 1998 | 70 | 69 | 75 | 77 | 291 | T67 | 4,444.00 |
| 2000 | 69 | 73 | 74 | 69 | 285 | T21 | 31,200.00 |
| 2003 | 69 | 75 | | | 144 | CUT | |
| 2004 | 73 | 68 | 81 | 73 | 295 | 70 | 9,292.00 |
| 2005 | 69 | 71 | 70 | 76 | 286 | T68 | 10,000.00 |
| 2006 | 71 | 70 | 70 | 68 | 279 | T19 | 65,000.00 |
| 2007 | 69 | 68 | 64 | 67 | 268 | T2 | 373,333.33 |
| 2008 | 67 | 68 | 71 | 75 | 281 | 78 | 9,486.00 |
| 2009 | 69 | 69 | 68 | 75 | 281 | 70 | 10,200.00 |
| 2010 | 68 | 71 | | | 139 | CUT | |
| 2011 | 68 | 70 | | | 138 | CUT | |
| 2012 | 69 | 70 | 74 | 67 | 280 | 64 | 11,024.00 |
| 2013 | 73 | 74 | | | 147 | CUT | |
| | | | | | | **Total** | **$525,979.33** |

**Mayfield, Shelley (73.75)**

| Year | 1st | 2nd | 3rd | 4th | Total | Finish | Money |
|---|---|---|---|---|---|---|---|
| 1951 | 75 | 76 | 74 | 72 | 297 | T27 | |
| 1953 | 72 | 73 | 72 | 77 | 294 | T43 | |
| 1954 | 72 | 74 | 75 | 73 | 294 | T25 | |
| | | | | | | **Total** | |

**Mazur, Pete (75.25)**

| Year | 1st | 2nd | 3rd | 4th | Total | Finish | Money |
|---|---|---|---|---|---|---|---|
| 1962 | 72 | 74 | 78 | 77 | 301 | T63 | |
| | | | | | | **Total** | |

**Mazza, John (75.14)**

| Year | 1st | 2nd | 3rd | 4th | Total | Finish | Money |
|---|---|---|---|---|---|---|---|
| 1980 | 78 | | | | 78 | DQ | |
| 1981 | 74 | 75 | | | 149 | CUT | |
| 1982 | 70 | 73 | 81 | 75 | 299 | T48 | $754.00 |
| | | | | | | **Total** | **$754.00** |

**McAdams, Mel (76.91)**

| Year | 1st | 2nd | 3rd | 4th | Total | Finish | Money |
|---|---|---|---|---|---|---|---|
| 1952 | 72 | 78 | 77 | 83 | 310 | T49 | |
| 1953 | 77 | 72 | 78 | 77 | 304 | T64 | |
| 1954 | 78 | 76 | 77 | 71 | 302 | T49 | |
| 1955 | 75 | 74 | 77 | 80 | 306 | 65 | |
| 1956 | 76 | | | | 76 | W/D | |
| 1957 | 75 | 74 | 81 | 81 | 311 | 69 | |
| 1958 | 83 | 77 | | | 160 | CUT | |
| | | | | | | **Total** | |

**McCallister, Blaine (72.44)**

| Year | 1st | 2nd | 3rd | 4th | Total | Finish | Money |
|---|---|---|---|---|---|---|---|
| 1986 | 73 | 75 | | | 148 | CUT | |
| 1988 | 69 | 71 | 74 | 73 | 287 | T36 | $4,506.86 |
| 1989 | 76 | 72 | 72 | 72 | 292 | T42 | 3,217.50 |
| 1990 | 76 | 74 | | | 150 | CUT | |
| 1991 | 70 | 71 | 70 | 69 | 280 | T15 | 21,875.00 |
| 1992 | 70 | 71 | 78 | 71 | 290 | T59 | 2,712.50 |
| 1994 | 70 | 70 | 74 | 72 | 286 | T29 | 9,975.00 |
| 1995 | 71 | 72 | 73 | 74 | 290 | T56 | 3,360.00 |
| 1996 | 74 | 75 | | | 149 | CUT | |
| 1997 | 74 | 74 | | | 148 | CUT | |
| 1998 | 73 | 74 | | | 147 | CUT | |
| 1999 | 74 | 72 | | | 146 | CUT | |
| 2000 | 72 | 71 | 71 | 74 | 288 | T34 | 14,512.50 |
| 2001 | 74 | 70 | | | 144 | CUT | |
| 2002 | 75 | 76 | | | 151 | CUT | |
| 2004 | 67 | 70 | 70 | 74 | 281 | T24 | 42,320.00 |
| | | | | | | **Total** | **$102,479.36** |

**McCallister, Bob (73.58)**

| Year | 1st | 2nd | 3rd | 4th | Total | Finish | Money |
|---|---|---|---|---|---|---|---|
| 1961 | 79 | 74 | 71 | 79 | 303 | T48 | |
| 1962 | 72 | 75 | 74 | 78 | 299 | T52 | |
| 1964 | 74 | 69 | 76 | 73 | 292 | T39 | $60.72 |
| 1966 | 70 | 71 | 74 | 71 | 286 | T35 | 550.00 |
| 1968 | 71 | 74 | 73 | | 218 | W/D | |
| | | | | | | **Total** | **$610.72** |

**McCandish, Ed (80.50)**

| Year | 1st | 2nd | 3rd | 4th | Total | Finish | Money |
|---|---|---|---|---|---|---|---|
| 1956 | 85 | 76 | | | 161 | CUT | |
| | | | | | | **Total** | |

**McCann, Ronnie (77.50)**

| Year | 1st | 2nd | 3rd | 4th | Total | Finish | Money |
|---|---|---|---|---|---|---|---|
| 1990 | 71 | 85 | | | 156 | CUT | |
| 1992 | 77 | 77 | | | 154 | CUT | |
| | | | | | | **Total** | |

**McCarron, Scott (68.27)**

| Year | 1st | 2nd | 3rd | 4th | Total | Finish | Money |
|---|---|---|---|---|---|---|---|
| 2000 | 72 | 70 | 70 | 73 | 285 | T21 | $31,200.00 |
| 2001 | 69 | 68 | 72 | 70 | 279 | T19 | 42,420.00 |
| 2002 | 80 | 66 | | | 146 | CUT | |
| 2008 | 65 | 64 | 64 | 68 | 261 | 2 | 550,800.00 |
| 2009 | 66 | 69 | 68 | 67 | 270 | T17 | 66,737.15 |
| 2010 | 65 | 68 | 63 | 69 | 265 | T12 | 96,900.00 |
| 2011 | 68 | 67 | 69 | 65 | 269 | T12 | 101,920.00 |
| | | | | | | **Total** | **$889,977.15** |

**McCarthy, Denny (67.55)**

| Year | 1st | 2nd | 3rd | 4th | Total | Finish | Money |
|---|---|---|---|---|---|---|---|
| 2018 | 66 | 67 | 67 | 70 | 270 | T36 | $28,260.00 |
| 2019 | 65 | 69 | 68 | 65 | 267 | T22 | 53,044.45 |
| 2020 | 67 | 68 | 66 | 63 | 264 | T9 | 168,000.00 |
| 2021 | 65 | 69 | 69 | 65 | 268 | T15 | 91,342.22 |
| 2022 | 72 | 71 | | | 143 | CUT | |
| 2023 | 71 | 68 | | | 139 | CUT | |
| | | | | | | **Total** | **$340,646.67** |

**McCash, Oscar (79.00)**

| Year | 1st | 2nd | 3rd | 4th | Total | Finish | Money |
|---|---|---|---|---|---|---|---|
| 1965 | 79 | | | | 79 | W/D | |
| | | | | | | **Total** | |

**McComish, John (73.79)**

| Year | 1st | 2nd | 3rd | 4th | Total | Finish | Money |
|---|---|---|---|---|---|---|---|
| 1983 | 76 | 72 | 72 | 76 | 296 | T57 | $892.00 |
| 1986 | 73 | 73 | | | 146 | CUT | |
| 1987 | 75 | 71 | 78 | 71 | 295 | T44 | 1,864.80 |
| 1989 | 75 | 69 | 72 | 80 | 296 | T68 | 2,000.00 |
| | | | | | | **Total** | **$4,756.80** |

**McCommas, Hal (73.25)**

| Year | 1st | 2nd | 3rd | 4th | Total | Finish | Money |
|---|---|---|---|---|---|---|---|
| 1963 | 71 | 72 | 73 | 77 | 293 | T48 | |
| | | | | | | **Total** | |

**McCord, Gary (73.96)**

| Year | 1st | 2nd | 3rd | 4th | Total | Finish | Money |
|---|---|---|---|---|---|---|---|
| 1975 | 78 | 70 | 76 | 74 | 298 | T63 | $395.00 |
| 1976 | 72 | 69 | 71 | 70 | 282 | T47 | 605.00 |
| 1977 | 78 | 72 | | | 150 | CUT | |
| 1979 | 72 | 73 | 73 | 74 | 292 | T26 | 1,737.50 |
| 1983 | 72 | 77 | | | 149 | CUT | |
| 1985 | 79 | 79 | | | 158 | CUT | |
| 1986 | 73 | 74 | | | 147 | CUT | |
| 1990 | 72 | 75 | 75 | 79 | 301 | T69 | 2,512.50 |
| 1991 | 73 | 73 | | | 146 | CUT | |
| | | | | | | **Total** | **$5,250.00** |

**McCoy, Lee (70.50)**

| Year | 1st | 2nd | 3rd | 4th | Total | Finish | Money |
|---|---|---|---|---|---|---|---|
| 2016 | 67 | 74 | | | 141 | CUT | |
| | | | | | | **Total** | |

**McCullough, Mike (73.82)**

| Year | 1st | 2nd | 3rd | 4th | Total | Finish | Money |
|---|---|---|---|---|---|---|---|
| 1975 | 72 | 73 | 75 | 69 | 289 | T25 | $1,837.50 |
| 1976 | 74 | 74 | | | 148 | CUT | |
| 1977 | 72 | 74 | 73 | 66 | 285 | T14 | 3,642.50 |
| 1979 | 79 | 77 | | | 156 | CUT | |
| 1980 | 74 | 74 | | | 148 | CUT | |
| 1982 | 73 | 74 | | | 147 | CUT | |
| 1983 | 70 | 80 | | | 150 | CUT | |
| 1984 | 70 | 75 | 73 | 71 | 289 | T24 | 3,240.00 |
| 1986 | 72 | 77 | | | 149 | CUT | |
| 1987 | 75 | 79 | | | 154 | CUT | |
| 1988 | 79 | 73 | | | 152 | CUT | |
| | | | | | | **Total** | **$8,720.00** |

**McCumber, Mark (73.19)**

| Year | 1st | 2nd | 3rd | 4th | Total | Finish | Money |
|---|---|---|---|---|---|---|---|
| 1980 | 75 | 70 | 72 | 75 | 292 | T51 | $588.33 |
| 1981 | 80 | 77 | | | 157 | CUT | |
| 1982 | 71 | 69 | 82 | 76 | 298 | T40 | 1,080.00 |
| 1983 | 73 | 71 | 73 | 73 | 290 | T28 | 2,602.86 |
| 1984 | 75 | 71 | 70 | 74 | 290 | T30 | 2,484.00 |
| 1985 | 74 | 71 | 79 | 73 | 297 | T43 | 1,282.67 |
| 1986 | 72 | 74 | | | 146 | CUT | |
| 1989 | 73 | 73 | 71 | 71 | 288 | T15 | 14,066.67 |
| 1990 | 71 | 71 | 75 | 71 | 288 | T19 | 12,409.09 |
| 1996 | 72 | 71 | 71 | 75 | 289 | T56 | 4,086.00 |
| | | | | | | **Total** | **$38,599.62** |

**McCumber, Tyler (69.00)**

| Year | 1st | 2nd | 3rd | 4th | Total | Finish | Money |
|---|---|---|---|---|---|---|---|
| 2020 | 71 | 75 | | | 146 | CUT | |
| 2021 | 65 | 67 | 66 | 70 | 268 | T15 | $91,342.22 |
| | | | | | | **Total** | **$91,342.22** |

**McDermott, Joe (74.50)**

| Year | 1st | 2nd | 3rd | 4th | Total | Finish | Money |
|---|---|---|---|---|---|---|---|
| 1969 | 73 | 76 | | | 149 | CUT | |
| | | | | | | **Total** | |

**McDonald, Pat (73.00)**

| Year | 1st | 2nd | 3rd | 4th | Total | Finish | Money |
|---|---|---|---|---|---|---|---|
| 1976 | 74 | 72 | | | 146 | CUT | |
| | | | | | | **Total** | |

**McDowell, Graeme (68.58)**

| Year | 1st | 2nd | 3rd | 4th | Total | Finish | Money |
|---|---|---|---|---|---|---|---|
| 2016 | 68 | 66 | 64 | 68 | 266 | T5 | $189,840.00 |
| 2017 | 71 | 68 | | | 139 | CUT | |
| 2018 | 70 | 67 | 70 | 67 | 274 | T57 | 13,140.00 |
| 2020 | 73 | 71 | | | 144 | CUT | |
| | | | | | | **Total** | **$202,980.00** |

**McFadden, Tom (74.50)**

| Year | 1st | 2nd | 3rd | 4th | Total | Finish | Money |
|---|---|---|---|---|---|---|---|
| 1962 | 72 | 79 | 73 | 74 | 298 | T46 | |
| | | | | | | **Total** | |

**McGee, Jerry (70.58)**

| Year | 1st | 2nd | 3rd | 4th | Total | Finish | Money |
|---|---|---|---|---|---|---|---|
| 1967 | 76 | 72 | | | 148 | CUT | |
| 1968 | 70 | 70 | 70 | 72 | 282 | T34 | $773.44 |
| 1970 | 70 | 70 | 71 | 69 | 280 | T16 | 2,184.00 |
| 1971 | 71 | 73 | 69 | 68 | 281 | T18 | 1,941.80 |
| 1972 | 70 | 67 | 69 | 70 | 276 | T10 | 4,400.00 |
| 1973 | 69 | 68 | 71 | 69 | 277 | T29 | 1,428.00 |
| 1974 | 68 | 73 | 73 | 66 | 280 | T28 | 1,531.30 |
| 1975 | 77 | 67 | 68 | 68 | 280 | 3 | 15,975.00 |
| 1976 | 71 | 80 | | | 151 | CUT | |
| 1977 | 73 | 73 | 70 | 70 | 286 | T20 | 2,266.00 |
| | | | | | | **Total** | **$30,499.54** |

**McGee, Mike (76.00)**

| Year | 1st | 2nd | 3rd | 4th | Total | Finish | Money |
|---|---|---|---|---|---|---|---|
| 1987 | 76 | 76 | | | 152 | CUT | |
| | | | | | | **Total** | |

**McGinnis, Tom (76.50)**

| Year | 1st | 2nd | 3rd | 4th | Total | Finish | Money |
|---|---|---|---|---|---|---|---|
| 1976 | 73 | 80 | | | 153 | CUT | |
| 1977 | 74 | 74 | | | 148 | CUT | |
| 1982 | 81 | 77 | | | 158 | CUT | |
| | | | | | | **Total** | |

**McGirt, William (69.00)**

| Year | 1st | 2nd | 3rd | 4th | Total | Finish | Money |
|---|---|---|---|---|---|---|---|
| 2007 | 73 | 68 | | | 141 | CUT | |
| 2011 | 69 | 64 | 72 | 70 | 275 | T52 | $12,004.57 |
| 2012 | 72 | 69 | | | 141 | CUT | |
| 2013 | 70 | 68 | 73 | 70 | 281 | T65 | 10,918.00 |
| 2014 | 64 | 68 | 71 | 64 | 267 | T8 | 148,400.00 |
| 2015 | 62 | 70 | 68 | 68 | 268 | T14 | 94,500.00 |
| 2016 | 70 | 71 | | | 141 | CUT | |
| 2017 | 68 | 73 | | | 141 | CUT | |
| 2018 | 69 | 68 | 67 | 70 | 274 | T57 | 13,140.00 |
| 2022 | 70 | 71 | | | 141 | CUT | |
| | | | | | | **Total** | **$278,962.57** |

**McGovern, Jim (71.72)**

| Year | 1st | 2nd | 3rd | 4th | Total | Finish | Money |
|---|---|---|---|---|---|---|---|
| 1991 | 73 | 72 | | | 145 | CUT | |
| 1992 | 70 | 74 | 71 | 73 | 288 | T48 | $3,107.14 |
| 1993 | 69 | 72 | 75 | 69 | 285 | T12 | 26,812.50 |
| 1994 | 74 | 74 | | | 148 | CUT | |
| 1995 | 71 | 73 | | | 144 | CUT | |
| 1996 | 71 | 74 | 72 | 69 | 286 | T35 | 8,130.00 |
| 1997 | 70 | 70 | 71 | 72 | 283 | T25 | 15,152.50 |
| 1998 | 71 | 74 | | | 145 | CUT | |
| 2001 | 73 | 69 | 72 | 69 | 283 | T47 | 8,990.00 |
| 2002 | 76 | 73 | | | 149 | CUT | |
| 2008 | 70 | 69 | | | 139 | CUT | |
| | | | | | | **Total** | **$62,192.14** |

**McGowan, Jack (71.28)**

| Year | 1st | 2nd | 3rd | 4th | Total | Finish | Money |
|---|---|---|---|---|---|---|---|
| 1962 | 76 | 75 | 78 | | 229 | CUT | |
| 1963 | 72 | 70 | 68 | 68 | 278 | T7 | $1,400.00 |
| 1964 | 74 | 73 | 73 | 70 | 290 | T34 | 300.00 |
| 1965 | 71 | 71 | 69 | 67 | 278 | T2 | 4,733.34 |
| 1966 | 71 | 73 | | | 144 | W/D | |
| 1967 | 75 | 69 | 73 | | 217 | W/D | |
| 1968 | 69 | 72 | 68 | 71 | 280 | T24 | 1,141.25 |
| 1969 | 69 | 72 | 71 | 73 | 285 | T50 | 280.00 |
| 1970 | 70 | 68 | 71 | 71 | 280 | T16 | 2,184.00 |
| | | | | | | **Total** | $10,038.59 |

**McGowan, Pat (74.12)**

| Year | 1st | 2nd | 3rd | 4th | Total | Finish | Money |
|---|---|---|---|---|---|---|---|
| 1979 | 79 | 76 | | | 155 | CUT | |
| 1980 | 68 | 70 | 76 | 79 | 293 | T57 | $560.00 |
| 1981 | 75 | 73 | 73 | 76 | 297 | T59 | 654.00 |
| 1982 | 69 | 74 | 73 | 79 | 295 | T22 | 2,785.00 |
| 1983 | 72 | 74 | 73 | 75 | 294 | T50 | 974.00 |
| 1984 | 72 | 73 | 73 | 73 | 291 | T35 | 1,930.00 |
| 1985 | 74 | 71 | 75 | 80 | 300 | T60 | 848.00 |
| 1986 | 73 | 70 | 71 | 69 | 283 | T13 | 9,375.00 |
| 1987 | 75 | 75 | | | 150 | CUT | |
| 1988 | 75 | 77 | | | 152 | CUT | |
| 1989 | 75 | 76 | | | 151 | CUT | |
| 1990 | 77 | 73 | | | 150 | CUT | |
| 1991 | 73 | 78 | | | 151 | CUT | |
| 1992 | 76 | 75 | | | 151 | CUT | |
| | | | | | | **Total** | **$17,126.00** |

**McGreal, Simon (73.00)**

| Year | 1st | 2nd | 3rd | 4th | Total | Finish | Money |
|---|---|---|---|---|---|---|---|
| 2009 | 75 | 71 | | | 146 | CUT | |
| | | | | | | **Total** | |

**McGreevy, Max (68.00)**

| Year | 1st | 2nd | 3rd | 4th | Total | Finish | Money |
|---|---|---|---|---|---|---|---|
| 2022 | 68 | 67 | 67 | 65 | 267 | T5 | $270,100.00 |
| 2023 | 67 | 67 | 72 | 71 | 277 | T51 | 18,164.00 |
| | | | | | | **Total** | **$288,264.00** |

**McGuire, Paul (74.75)**

| Year | 1st | 2nd | 3rd | 4th | Total | Finish | Money |
|---|---|---|---|---|---|---|---|
| 1954 | 71 | 74 | 79 | 75 | 299 | T40 | |
| | | | | | | **Total** | |

**McHale, Jimmy (73.00)**

| Year | 1st | 2nd | 3rd | 4th | Total | Finish | Money |
|---|---|---|---|---|---|---|---|
| 1941 | 143 | 73 | 76 | | 292 | T16 | |
| | | | | | | **Total** | |

**McKenzie, David (73.00)**

| Year | 1st | 2nd | 3rd | 4th | Total | Finish | Money |
|---|---|---|---|---|---|---|---|
| 2006 | 70 | 76 | | | 146 | CUT | |
| | | | | | | **Total** | |

**McKenzie, Roy (72.63)**

| Year | 1st | 2nd | 3rd | 4th | Total | Finish | Money |
|---|---|---|---|---|---|---|---|
| 1953 | 75 | 72 | 74 | 72 | 293 | T39 | |
| 1955 | 74 | 73 | 69 | 72 | 288 | T30 | |
| | | | | | | **Total** | |

**McLachlin, Parker (70.33)**

| Year | 1st | 2nd | 3rd | 4th | Total | Finish | Money |
|---|---|---|---|---|---|---|---|
| 2007 | 70 | 71 | | | 141 | CUT | |
| 2009 | 68 | 71 | | | 139 | CUT | |
| 2018 | 71 | 71 | | | 142 | CUT | |
| | | | | | | **Total** | |

**McLardy, Andrew (70.50)**

| Year | 1st | 2nd | 3rd | 4th | Total | Finish | Money |
|---|---|---|---|---|---|---|---|
| 2001 | 74 | 69 | | | 143 | CUT | |
| 2008 | 70 | 68 | | | 138 | CUT | |
| 2009 | 73 | 68 | | | 141 | CUT | |
| 2010 | 71 | 68 | | | 139 | CUT | |
| 2013 | 74 | 70 | | | 144 | CUT | |
| | | | | | | **Total** | |

**McLendon, Mac (71.88)**

| Year | 1st | 2nd | 3rd | 4th | Total | Finish | Money |
|---|---|---|---|---|---|---|---|
| 1969 | 75 | 69 | | | 144 | CUT | |
| 1970 | 73 | 70 | 74 | 73 | 290 | T64 | $300.00 |
| 1973 | 68 | 69 | 72 | 70 | 279 | T37 | 903.00 |
| 1974 | 69 | 72 | 77 | 69 | 287 | T62 | 391.10 |
| 1975 | 73 | 77 | 71 | 74 | 295 | T48 | 562.50 |
| 1976 | 70 | 69 | 70 | 70 | 279 | T26 | 1,667.50 |
| 1980 | 74 | 77 | | | 151 | CUT | |
| | | | | | | **Total** | **$3,824.10** |

**McManus, Jr., A.C. (79.50)**

| Year | 1st | 2nd | 3rd | 4th | Total | Finish | Money |
|---|---|---|---|---|---|---|---|
| 1957 | 82 | 77 | | | 159 | CUT | |
| | | | | | | **Total** | |

**McMullen, John (71.75)**

| Year | 1st | 2nd | 3rd | 4th | Total | Finish | Money |
|---|---|---|---|---|---|---|---|
| 1958 | 69 | 72 | 75 | 71 | 287 | T27 | $76.67 |
| | | | | | | **Total** | **$76.67** |

**McNair, Jim (73.75)**

| Year | 1st | 2nd | 3rd | 4th | Total | Finish | Money |
|---|---|---|---|---|---|---|---|
| 1955 | 71 | 73 | 79 | 72 | 295 | T44 | |
| | | | | | | **Total** | |

**McNealy, Maverick (72.00)**

| Year | 1st | 2nd | 3rd | 4th | Total | Finish | Money |
|---|---|---|---|---|---|---|---|
| 2020 | 73 | 71 | | | 144 | CUT | |
| | | | | | | **Total** | |

**McNeely, John (78.00)**

| Year | 1st | 2nd | 3rd | 4th | Total | Finish | Money |
|---|---|---|---|---|---|---|---|
| 1992 | 78 | 78 | | | 156 | CUT | |
| | | | | | | **Total** | |

**McNeill, George (69.32)**

| Year | 1st | 2nd | 3rd | 4th | Total | Finish | Money |
|---|---|---|---|---|---|---|---|
| 2007 | 70 | 68 | 68 | 74 | 280 | T64 | $10,500.00 |
| 2008 | 68 | 67 | 68 | 68 | 271 | T36 | 25,143.00 |
| 2009 | 74 | 70 | | | 144 | CUT | |
| 2010 | 69 | 76 | | | 145 | CUT | |
| 2011 | 65 | 70 | 66 | 64 | 265 | 2 | 561,600.00 |
| 2012 | 73 | 70 | | | 143 | CUT | |
| 2013 | 69 | 68 | 75 | 68 | 280 | T60 | 11,448.00 |
| 2015 | 67 | 68 | 67 | 69 | 271 | T31 | 30,625.71 |
| 2018 | 72 | 70 | | | 142 | CUT | |
| | | | | | | **Total** | **$639,316.71** |

**McNickle, Artie (72.38)**

| Year | 1st | 2nd | 3rd | 4th | Total | Finish | Money |
|---|---|---|---|---|---|---|---|
| 1976 | 73 | 68 | 74 | 71 | 286 | T65 | $396.50 |
| 1978 | 73 | 71 | 73 | 72 | 289 | T31 | 1,455.00 |
| 1979 | 74 | 73 | 72 | 73 | 292 | T26 | 1,737.50 |
| 1981 | 74 | | | | 74 | DQ | |
| | | | | | | **Total** | **$3,589.00** |

**McNulty, Mark (73.83)**

| Year | 1st | 2nd | 3rd | 4th | Total | Finish | Money |
|---|---|---|---|---|---|---|---|
| 1982 | 77 | 74 | | | 151 | CUT | |
| 1983 | 77 | 69 | 77 | 69 | 292 | T38 | $1,680.00 |
| | | | | | | **Total** | **$1,680.00** |

**McQuillan, Matt (69.50)**

| Year | 1st | 2nd | 3rd | 4th | Total | Finish | Money |
|---|---|---|---|---|---|---|---|
| 2011 | 69 | 70 | | | 139 | CUT | |
| | | | | | | **Total** | |

**McRoy, Spike (71.90)**

| Year | 1st | 2nd | 3rd | 4th | Total | Finish | Money |
|---|---|---|---|---|---|---|---|
| 1997 | 67 | 71 | 73 | 78 | 289 | T59 | $4,123.00 |
| 1998 | 73 | 71 | | | 144 | CUT | |
| 2001 | 67 | 71 | 74 | 75 | 287 | T70 | 6,930.00 |
| 2002 | 74 | 72 | | | 146 | CUT | |
| 2003 | 73 | 73 | | | 146 | CUT | |
| 2004 | 74 | 71 | | | 145 | CUT | |
| 2007 | 71 | 66 | 73 | 71 | 281 | T67 | 10,000.00 |
| | | | | | | **Total** | **$21,053.00** |

**McShea, Blake (70.00)**

| Year | 1st | 2nd | 3rd | 4th | Total | Finish | Money |
|---|---|---|---|---|---|---|---|
| 2022 | 69 | 65 | 70 | 76 | 280 | T76 | $14,016.00 |
| | | | | | | **Total** | **$14,016.00** |

**McSpaden, Harold (72.25)**

| Year | 1st | 2nd | 3rd | 4th | Total | Finish | Money |
|---|---|---|---|---|---|---|---|
| 1938 | 137 | 75 | 75 | | 287 | T11 | $130.00 |
| 1939 | 144 | 73 | 69 | | 286 | T5 | 325.00 |
| 1945 | | | | | 294 | 11 | 186.00 |
| | | | | | | **Total** | **$641.00** |

**Meade, Dorsey (77.00)**

| Year | 1st | 2nd | 3rd | 4th | Total | Finish | Money |
|---|---|---|---|---|---|---|---|
| 1953 | 77 | 77 | | | 154 | CUT | |
| | | | | | | **Total** | |

**Meade, Joe (76.50)**

| Year | 1st | 2nd | 3rd | 4th | Total | Finish | Money |
|---|---|---|---|---|---|---|---|
| 1996 | 76 | 77 | | | 153 | CUT | |
| | | | | | | **Total** | |

**Mechereffe, Fernando (68.75)**

| Year | 1st | 2nd | 3rd | 4th | Total | Finish | Money |
|---|---|---|---|---|---|---|---|
| 2009 | 69 | 65 | 70 | 71 | 275 | T57 | $11,271.00 |
| | | | | | | **Total** | **$11,271.00** |

**Mediate, Rocco (70.81)**

| Year | 1st | 2nd | 3rd | 4th | Total | Finish | Money |
|---|---|---|---|---|---|---|---|
| 1986 | 77 | 71 | | | 148 | CUT | |
| 1987 | 79 | 74 | | | 153 | CUT | |
| 1988 | 68 | 72 | 72 | 72 | 284 | T18 | $11,333.34 |
| 1989 | 74 | 74 | 73 | 72 | 293 | T50 | 2,348.89 |
| 1990 | 75 | 73 | | | 148 | CUT | |
| 1991 | 72 | 71 | 69 | 71 | 283 | T25 | 7,891.66 |
| 1992 | 72 | 66 | 69 | 73 | 280 | 9 | 36,250.00 |
| 1993 | 74 | 67 | 71 | 69 | 281 | 1 | 270,000.00 |
| 1995 | 76 | 77 | | | 153 | CUT | |
| 1996 | 73 | | | | 73 | W/D | |
| 1997 | 72 | 66 | 69 | 72 | 279 | T9 | 49,400.00 |
| 1998 | 68 | 72 | 74 | 72 | 286 | T38 | 9,680.00 |
| 1999 | 68 | 70 | 73 | 70 | 281 | T17 | 35,186.67 |
| 2000 | 71 | 72 | 71 | 72 | 286 | T26 | 23,550.00 |
| 2002 | 68 | 67 | 66 | 71 | 272 | 1 | 684,000.00 |
| 2003 | 72 | | | | 72 | W/D | |
| 2004 | 70 | 71 | 73 | 74 | 288 | T62 | 9,844.00 |
| 2009 | 67 | 69 | 69 | 67 | 272 | T32 | 24,820.00 |
| 2010 | 70 | 67 | 67 | 67 | 271 | T53 | 11,433.28 |
| 2011 | 68 | 71 | | | 139 | CUT | |
| 2012 | 70 | 65 | 68 | 68 | 271 | T22 | 48,273.33 |
| 2014 | 70 | 74 | | | 144 | CUT | |
| | | | | | | **Total** | **$1,224,011.17** |

**Medlin, Scott (74.50)**

| Year | 1st | 2nd | 3rd | 4th | Total | Finish | Money |
|---|---|---|---|---|---|---|---|
| 1994 | 76 | 77 | | | 153 | CUT | |
| 1996 | 73 | 77 | | | 150 | CUT | |
| 1997 | 70 | 73 | 73 | 77 | 293 | 70 | $3,800.00 |
| | | | | | | **Total** | **$3,800.00** |

**Meierdierks, Eric (71.00)**

| Year | 1st | 2nd | 3rd | 4th | Total | Finish | Money |
|---|---|---|---|---|---|---|---|
| 2013 | 71 | 71 | | | 142 | CUT | |
| | | | | | | **Total** | |

**Melnick, John (72.50)**

| Year | 1st | 2nd | 3rd | 4th | Total | Finish | Money |
|---|---|---|---|---|---|---|---|
| 1976 | 76 | 69 | | | 145 | CUT | |
| | | | | | | **Total** | |

**Melnyk, Steve (72.83)**

| Year | 1st | 2nd | 3rd | 4th | Total | Finish | Money |
|---|---|---|---|---|---|---|---|
| 1974 | 68 | 73 | 69 | 74 | 284 | T42 | $707.81 |
| 1975 | 77 | 70 | 70 | 68 | 285 | T9 | 5,625.00 |
| 1976 | 75 | 77 | | | 152 | CUT | |
| 1977 | 75 | 71 | 71 | 73 | 290 | T49 | 578.20 |
| 1980 | 74 | 73 | 73 | 74 | 294 | T60 | 542.50 |
| 1981 | 72 | | | | 72 | W/D | |
| 1983 | 73 | 76 | | | 149 | CUT | |
| 1984 | 74 | 75 | | | 149 | CUT | |
| | | | | | | **Total** | **$7,453.51** |

**Mengert, Al (73.63)**

| Year | 1st | 2nd | 3rd | 4th | Total | Finish | Money |
|---|---|---|---|---|---|---|---|
| 1954 | 76 | 78 | | | 154 | CUT | |
| 1955 | 74 | 70 | 70 | 74 | 288 | T30 | |
| 1969 | 73 | 74 | | | 147 | CUT | |
| | | | | | | **Total** | |

**Menne, Bob (71.62)**

| Year | 1st | 2nd | 3rd | 4th | Total | Finish | Money |
|---|---|---|---|---|---|---|---|
| 1970 | 67 | 73 | 76 | 77 | 293 | 71 | $300.00 |
| 1972 | 73 | 69 | 74 | 68 | 284 | T54 | 347.83 |
| 1974 | 70 | 68 | 70 | 72 | 280 | T28 | 1,531.30 |
| 1975 | 75 | 72 | 71 | 73 | 291 | T32 | 1,195.00 |
| 1976 | 69 | 67 | 69 | 69 | 274 | T6 | 7,475.00 |
| 1977 | 82 | | | | 82 | W/D | |
| | | | | | | **Total** | **$10,849.13** |

**Merrell, Hans (76.50)**

| Year | 1st | 2nd | 3rd | 4th | Total | Finish | Money |
|---|---|---|---|---|---|---|---|
| 1953 | 72 | 75 | 77 | 80 | 304 | T64 | |
| 1954 | 74 | 80 | | | 154 | CUT | |
| 1959 | 74 | 80 | | | 154 | CUT | |
| | | | | | | **Total** | |

**Merrick, John (68.68)**

| Year | 1st | 2nd | 3rd | 4th | Total | Finish | Money |
|---|---|---|---|---|---|---|---|
| 2007 | 66 | 69 | 69 | 70 | 274 | T20 | $52,142.85 |
| 2010 | 68 | 67 | 69 | 69 | 273 | T65 | 10,455.00 |
| 2011 | 68 | 71 | | | 139 | CUT | |
| 2012 | 66 | 69 | 67 | 66 | 268 | T10 | 124,800.00 |
| 2014 | 70 | 67 | 68 | 67 | 272 | T32 | 29,326.67 |
| 2015 | 68 | 70 | | | 138 | CUT | |
| 2018 | 71 | 76 | | | 147 | CUT | |
| | | | | | | **Total** | **$216,724.52** |

**Merrins, Eddie (74.63)**

| Year | 1st | 2nd | 3rd | 4th | Total | Finish | Money |
|---|---|---|---|---|---|---|---|
| 1958 | 75 | 74 | 74 | 70 | 293 | T46 | |
| 1959 | 75 | 74 | 73 | 82 | 304 | T54 | |
| | | | | | | **Total** | |

**Merritt, Troy (68.86)**

| Year | 1st | 2nd | 3rd | 4th | Total | Finish | Money |
|---|---|---|---|---|---|---|---|
| 2010 | 67 | 70 | 66 | 67 | 270 | T49 | $12,724.50 |
| 2011 | 69 | 71 | | | 140 | CUT | |
| 2014 | 70 | 68 | 67 | 71 | 276 | T51 | 12,472.67 |
| 2016 | 66 | 71 | 75 | 68 | 280 | 74 | 10,752.00 |
| 2017 | 67 | 70 | 65 | 69 | 271 | T28 | 36,153.33 |
| 2019 | 68 | 70 | | | 138 | CUT | |
| 2020 | 67 | 69 | 71 | 68 | 275 | T59 | 14,144.00 |
| 2023 | 70 | 63 | 70 | 75 | 278 | T58 | 17,176.00 |
| | | | | | | **Total** | **$103,422.50** |

**Methvin, Sonny (72.75)**

| Year | 1st | 2nd | 3rd | 4th | Total | Finish | Money |
|---|---|---|---|---|---|---|---|
| 1965 | 73 | 73 | 75 | 70 | 291 | T48 | $126.00 |
| | | | | | | **Total** | $126.00 |

**Metz, Dick (71.08)**

| Year | 1st | 2nd | 3rd | 4th | Total | Finish | Money |
|---|---|---|---|---|---|---|---|
| 1940 | 150 | 67 | 70 | | 287 | 14 | $90.00 |
| 1948 | 70 | 74 | 73 | 70 | 287 | 11 | 300.00 |
| 1949 | 68 | 68 | 71 | 72 | 279 | T5 | 750.00 |
| | | | | | | **Total** | **$1,140.00** |

**Meyer, Dennis (72.50)**

| Year | 1st | 2nd | 3rd | 4th | Total | Finish | Money |
|---|---|---|---|---|---|---|---|
| 1976 | 71 | 74 | | | 145 | CUT | |
| | | | | | | **Total** | |

**Meyer, Dylan (67.50)**

| Year | 1st | 2nd | 3rd | 4th | Total | Finish | Money |
|---|---|---|---|---|---|---|---|
| 2018 | 67 | 68 | 69 | 66 | 270 | T36 | $28,260.00 |
| | | | | | | **Total** | **$28,260.00** |

**Miartuz, Chico (74.33)**

| Year | 1st | 2nd | 3rd | 4th | Total | Finish | Money |
|---|---|---|---|---|---|---|---|
| 1961 | 78 | 71 | 73 | 76 | 298 | T35 | |
| 1969 | 73 | 75 | | | 148 | CUT | |
| | | | | | | **Total** | |

**Micheel, Shaun (71.13)**

| Year | 1st | 2nd | 3rd | 4th | Total | Finish | Money |
|---|---|---|---|---|---|---|---|
| 2000 | 74 | 73 | | | 147 | CUT | |
| 2001 | 67 | 74 | 74 | 70 | 285 | T61 | $7,490.00 |
| 2002 | 69 | 72 | 72 | 72 | 285 | T30 | 22,087.50 |
| 2005 | 75 | 66 | 69 | 71 | 281 | T45 | 14,300.00 |
| 2011 | 68 | 72 | | | 140 | CUT | |
| | | | | | | **Total** | **$43,877.50** |

**Mickelson, Phil (70.92)**

| Year | 1st | 2nd | 3rd | 4th | Total | Finish | Money |
|---|---|---|---|---|---|---|---|
| 1993 | 77 | 68 | 73 | 74 | 292 | T50 | $3,485.45 |
| 1997 | 71 | 68 | 70 | 70 | 279 | T9 | 49,400.00 |
| 1998 | 74 | 65 | 71 | 70 | 280 | T6 | 76,450.00 |
| | | | | | | **Total** | **$129,335.45** |

**Middlecoff, Cary (72.25)**

| Year | 1st | 2nd | 3rd | 4th | Total | Finish | Money |
|---|---|---|---|---|---|---|---|
| 1948 | 70 | 74 | 74 | 76 | 294 | T34 | |
| 1949 | 68 | 72 | 74 | 70 | 284 | T13 | $240.00 |
| | | | | | | **Total** | **$240.00** |

**Miguel, Angel (75.00)**

| Year | 1st | 2nd | 3rd | 4th | Total | Finish | Money |
|---|---|---|---|---|---|---|---|
| 1959 | 75 | 75 | | | 150 | CUT | |
| | | | | | | **Total** | |

**Mike, Mark (79.50)**

| Year | 1st | 2nd | 3rd | 4th | Total | Finish | Money |
|---|---|---|---|---|---|---|---|
| 1979 | 77 | 82 | | | 159 | CUT | |
| | | | | | | **Total** | |

**Mikles, Lee (73.75)**

| Year | 1st | 2nd | 3rd | 4th | Total | Finish | Money |
|---|---|---|---|---|---|---|---|
| 1978 | 70 | 73 | 74 | 74 | 291 | T39 | $866.00 |
| 1979 | 71 | 77 | 74 | 77 | 299 | T66 | 510.00 |
| | | | | | | **Total** | **$1,376.00** |

**Milanovich, Ron (74.50)**

| Year | 1st | 2nd | 3rd | 4th | Total | Finish | Money |
|---|---|---|---|---|---|---|---|
| 1980 | 77 | 72 | | | 149 | CUT | |
| | | | | | | **Total** | |

**Miles, Eldridge (73.00)**

| Year | 1st | 2nd | 3rd | 4th | Total | Finish | Money |
|---|---|---|---|---|---|---|---|
| 1968 | 72 | 74 | | | 146 | CUT | |
| | | | | | | **Total** | |

**Miles, Michael (77.00)**

| Year | 1st | 2nd | 3rd | 4th | Total | Finish | Money |
|---|---|---|---|---|---|---|---|
| 1986 | 75 | 79 | | | 154 | CUT | |
| | | | | | | **Total** | |

**Miller, Allen (73.33)**

| Year | 1st | 2nd | 3rd | 4th | Total | Finish | Money |
|---|---|---|---|---|---|---|---|
| 1972 | 67 | 71 | 72 | 67 | 277 | T14 | $3,300.00 |
| 1973 | 73 | 70 | | | 143 | CUT | |
| 1975 | 77 | 73 | 73 | 78 | 301 | T70 | 113.33 |
| 1976 | 68 | 70 | 70 | 71 | 279 | T26 | 1,667.50 |
| 1977 | 78 | 76 | | | 154 | CUT | |
| 1978 | 71 | 74 | 74 | 69 | 288 | T28 | 1,704.00 |
| 1979 | 74 | 76 | | | 150 | CUT | |
| 1981 | 75 | 81 | | | 156 | CUT | |
| 1982 | 70 | 76 | 80 | 73 | 299 | T48 | 754.00 |
| 1983 | 73 | 75 | 75 | 75 | 298 | T65 | 824.00 |
| 1984 | 74 | 74 | 73 | 74 | 295 | T56 | 888.00 |
| | | | | | | **Total** | **$9,250.83** |

**Miller, Andy (73.50)**

| Year | 1st | 2nd | 3rd | 4th | Total | Finish | Money |
|---|---|---|---|---|---|---|---|
| 2003 | 75 | 72 | | | 147 | CUT | |
| | | | | | | **Total** | |

**Miller, Brad (70.75)**

| Year | 1st | 2nd | 3rd | 4th | Total | Finish | Money |
|---|---|---|---|---|---|---|---|
| 2015 | 73 | 69 | | | 142 | CUT | |
| 2017 | 71 | 70 | | | 141 | CUT | |
| | | | | | | **Total** | |

**Miller, Eddie (81.88)**

| Year | 1st | 2nd | 3rd | 4th | Total | Finish | Money |
|---|---|---|---|---|---|---|---|
| 1953 | 83 | 79 | | | 162 | CUT | |
| 1956 | 85 | 82 | | | 167 | CUT | |
| 1957 | 79 | 81 | | | 160 | CUT | |
| 1958 | 81 | 85 | | | 166 | CUT | |
| | | | | | | **Total** | |

**Miller, F. (76.00)**

| Year | 1st | 2nd | 3rd | 4th | Total | Finish | Money |
|---|---|---|---|---|---|---|---|
| 1954 | 77 | 76 | 82 | | 235 | W/D | |
| 1959 | 73 | 74 | 75 | 82 | 304 | T54 | |
| | | | | | | **Total** | |

**Miller, Hugh (83.33)**

| Year | 1st | 2nd | 3rd | 4th | Total | Finish | Money |
|---|---|---|---|---|---|---|---|
| 1954 | 86 | 77 | 87 | | 250 | W/D | |
| | | | | | | **Total** | |

**Miller, Johnny (71.57)**

| Year | 1st | 2nd | 3rd | 4th | Total | Finish | Money |
|---|---|---|---|---|---|---|---|
| 1970 | 78 | 65 | 75 | 72 | 290 | T64 | $300.00 |
| 1971 | 73 | 72 | 74 | 68 | 287 | T59 | 271.43 |
| 1972 | 72 | 69 | 79 | 71 | 291 | T72 | 347.82 |
| 1973 | 67 | 71 | 67 | 71 | 276 | T18 | 2,092.36 |
| 1975 | 72 | 70 | 70 | 71 | 283 | T6 | 7,650.00 |
| 1977 | 76 | | | | 76 | W/D | |
| | | | | | | **Total** | **$10,661.61** |

**Miller, Lindy (75.10)**

| Year | 1st | 2nd | 3rd | 4th | Total | Finish | Money |
|---|---|---|---|---|---|---|---|
| 1979 | 73 | 76 | 75 | 74 | 298 | 65 | $525.00 |
| 1982 | 74 | 70 | 82 | 77 | 303 | 68 | 612.00 |
| 1983 | 76 | 74 | | | 150 | CUT | |
| | | | | | | **Total** | **$1,137.00** |

**Miller, Zack (69.00)**

| Year | 1st | 2nd | 3rd | 4th | Total | Finish | Money |
|---|---|---|---|---|---|---|---|
| 2011 | 71 | 67 | | | 138 | CUT | |
| | | | | | | **Total** | |

**Mills, Jon (69.00)**

| Year | 1st | 2nd | 3rd | 4th | Total | Finish | Money |
|---|---|---|---|---|---|---|---|
| 2006 | 70 | 74 | | | 144 | CUT | |
| 2008 | 68 | 69 | 65 | 68 | 270 | T30 | $32,427.50 |
| | | | | | | **Total** | **$32,427.50** |

**Milward, Jim (73.57)**

| Year | 1st | 2nd | 3rd | 4th | Total | Finish | Money |
|---|---|---|---|---|---|---|---|
| 1948 | 67 | 76 | 74 | 78 | 295 | T38 | |
| 1949 | 71 | 77 | | | 148 | W/D | |
| 1950 | 73 | 76 | 74 | 71 | 294 | T38 | |
| 1951 | 70 | 78 | 70 | 75 | 293 | T13 | $182.00 |
| | | | | | | **Total** | **$182.00** |

**Miner, Clem (76.50)**

| Year | 1st | 2nd | 3rd | 4th | Total | Finish | Money |
|---|---|---|---|---|---|---|---|
| 1954 | 79 | 74 | | | 153 | CUT | |
| | | | | | | **Total** | |

**Mitchell, Bobby (73.90)**

| Year | 1st | 2nd | 3rd | 4th | Total | Finish | Money |
|---|---|---|---|---|---|---|---|
| 1967 | 73 | 76 | | | 149 | CUT | |
| 1968 | 73 | 71 | 72 | 71 | 287 | T58 | |
| 1969 | 70 | 71 | 68 | 74 | 283 | T30 | $819.20 |
| 1970 | 72 | 70 | 69 | 71 | 282 | T30 | 1,147.50 |
| 1971 | 73 | 68 | 72 | 69 | 282 | T28 | 1,220.75 |
| 1972 | 73 | 65 | 70 | 70 | 278 | T18 | 2,044.00 |
| 1973 | 71 | 72 | | | 143 | CUT | |
| 1974 | 71 | 68 | 69 | 73 | 281 | T32 | 1,303.61 |
| 1975 | 76 | 73 | 71 | 75 | 295 | T48 | 562.50 |
| 1976 | 70 | 75 | | | 145 | CUT | |
| 1977 | 78 | 77 | | | 155 | CUT | |
| 1978 | 75 | 73 | | | 148 | CUT | |
| 1982 | 81 | 76 | | | 157 | CUT | |
| 1984 | 78 | 79 | | | 157 | CUT | |
| 1985 | 81 | 83 | | | 164 | CUT | |
| 1986 | 78 | 75 | | | 153 | CUT | |
| 1988 | 85 | 84 | | | 169 | W/D | |
| 1991 | 78 | 83 | | | 161 | CUT | |
| 1994 | 76 | 78 | | | 154 | CUT | |
| | | | | | | **Total** | **$7,097.56** |

**Mitchell, Dave (82.00)**

| Year | 1st | 2nd | 3rd | 4th | Total | Finish | Money |
|---|---|---|---|---|---|---|---|
| 1962 | 82 | | | | 82 | W/D | |
| | | | | | | **Total** | |

**Mitchell, Gene (74.50)**

| Year | 1st | 2nd | 3rd | 4th | Total | Finish | Money |
|---|---|---|---|---|---|---|---|
| 1965 | 73 | 76 | | | 149 | CUT | |
| | | | | | | **Total** | |

**Mitchell, Jeff (74.28)**

| Year | 1st | 2nd | 3rd | 4th | Total | Finish | Money |
|---|---|---|---|---|---|---|---|
| 1978 | 75 | 78 | | | 153 | CUT | |
| 1979 | 79 | 76 | | | 155 | CUT | |
| 1980 | 72 | 68 | 72 | 71 | 283 | 6 | $9,000.00 |
| 1981 | 75 | 69 | 74 | 75 | 293 | T35 | 1,324.50 |
| 1982 | 76 | 71 | | | 147 | CUT | |
| 1983 | 76 | 73 | | | 149 | CUT | |
| 1984 | 79 | 78 | | | 157 | CUT | |
| | | | | | | **Total** | **$10,324.50** |

**Mitchell, Keith (68.71)**

| Year | 1st | 2nd | 3rd | 4th | Total | Finish | Money |
|---|---|---|---|---|---|---|---|
| 2018 | 65 | 66 | 69 | 71 | 271 | T41 | $22,800.00 |
| 2020 | 71 | 70 | | | 141 | CUT | |
| 2021 | 67 | 68 | 71 | 69 | 275 | T55 | 14,976.00 |
| 2022 | 68 | 68 | 70 | 69 | 275 | T54 | 16,863.00 |
| | | | | | | **Total** | **$54,639.00** |

**Mitchell, Stiles (74.50)**

| Year | 1st | 2nd | 3rd | 4th | Total | Finish | Money |
|---|---|---|---|---|---|---|---|
| 1995 | 75 | 74 | | | 149 | CUT | |
| | | | | | | **Total** | |

**Mitchell, Tom (85.00)**

| Year | 1st | 2nd | 3rd | 4th | Total | Finish | Money |
|---|---|---|---|---|---|---|---|
| 1953 | 85 | | | | 85 | W/D | |
| | | | | | | **Total** | |

**Mitchum, Kelly (73.07)**

| Year | 1st | 2nd | 3rd | 4th | Total | Finish | Money |
|---|---|---|---|---|---|---|---|
| 2003 | 68 | 74 | 72 | 71 | 285 | T61 | $9,495.00 |
| 2005 | 74 | 70 | | | 144 | CUT | |
| 2007 | 68 | 81 | | | 149 | CUT | |
| 2008 | 75 | 69 | | | 144 | CUT | |
| 2013 | 76 | 74 | | | 150 | CUT | |
| 2014 | 74 | 77 | | | 151 | CUT | |
| | | | | | | **Total** | **$9,495.00** |

**Miyamoto, Katsumasa (73.50)**

| Year | 1st | 2nd | 3rd | 4th | Total | Finish | Money |
|---|---|---|---|---|---|---|---|
| 1995 | 70 | 72 | 74 | 76 | 292 | T65 | $3,075.00 |
| 1999 | 75 | 74 | | | 149 | CUT | |
| | | | | | | **Total** | **$3,075.00** |

**Miyase, Hirofumi (75.50)**

| Year | 1st | 2nd | 3rd | 4th | Total | Finish | Money |
|---|---|---|---|---|---|---|---|
| 2004 | 71 | 80 | | | 151 | CUT | |
| | | | | | | **Total** | |

**Mize, Larry (72.65)**

| Year | 1st | 2nd | 3rd | 4th | Total | Finish | Money |
|---|---|---|---|---|---|---|---|
| 1982 | 78 | 70 | | | 148 | CUT | |
| 1983 | 73 | 74 | 73 | 73 | 293 | T44 | $1,209.34 |
| 1984 | 76 | 70 | 71 | 71 | 288 | T17 | 5,234.29 |
| 1989 | 72 | 72 | 74 | 73 | 291 | T36 | 4,608.34 |
| 1997 | 72 | 72 | | | 144 | CUT | |
| 2003 | 72 | 74 | | | 146 | CUT | |
| 2008 | 72 | 71 | | | 143 | CUT | |
| | | | | | | **Total** | **$11,051.97** |

**Mobley, Ronny (75.00)**

| Year | 1st | 2nd | 3rd | 4th | Total | Finish | Money |
|---|---|---|---|---|---|---|---|
| 1979 | 74 | 76 | | | 150 | CUT | |
| | | | | | | **Total** | |

**Moe, Kris (74.50)**

| Year | 1st | 2nd | 3rd | 4th | Total | Finish | Money |
|---|---|---|---|---|---|---|---|
| 1986 | 76 | 73 | | | 149 | CUT | |
| | | | | | | **Total** | |

**Moehling, Ed (76.00)**

| Year | 1st | 2nd | 3rd | 4th | Total | Finish | Money |
|---|---|---|---|---|---|---|---|
| 1965 | 79 | 73 | | | 152 | CUT | |
| | | | | | | **Total** | |

**Mogg, Brian (72.25)**

| Year | 1st | 2nd | 3rd | 4th | Total | Finish | Money |
|---|---|---|---|---|---|---|---|
| 1986 | 74 | 71 | 73 | 71 | 289 | T43 | $1,461.00 |
| | | | | | | **Total** | **$1,461.00** |

**Molder, Bryce (69.48)**

| Year | 1st | 2nd | 3rd | 4th | Total | Finish | Money |
|---|---|---|---|---|---|---|---|
| 2007 | 70 | 73 | | | 143 | CUT | |
| 2009 | 68 | 68 | 67 | 67 | 270 | T17 | $66,737.14 |
| 2012 | 67 | 75 | | | 142 | CUT | |
| 2013 | 66 | 69 | 71 | 67 | 273 | T16 | 82,150.00 |
| 2014 | 71 | 70 | | | 141 | CUT | |
| 2015 | 66 | 67 | 73 | 71 | 277 | T59 | 11,826.00 |
| 2016 | 68 | 73 | | | 141 | CUT | |
| 2017 | 72 | | | | 72 | W/D | |
| | | | | | | **Total** | **$160,713.14** |

**Molina, Florentino (73.44)**

| Year | 1st | 2nd | 3rd | 4th | Total | Finish | Money |
|---|---|---|---|---|---|---|---|
| 1975 | 76 | 74 | 77 | 67 | 294 | T44 | $720.00 |
| 1976 | 79 | 73 | | | 152 | CUT | |
| 1977 | 76 | 75 | | | 151 | CUT | |
| 1978 | 66 | 71 | 77 | 71 | 285 | T5 | 6,760.00 |
| 1979 | 73 | 76 | 72 | 72 | 293 | T34 | 1,290.00 |
| | | | | | | **Total** | **$8,770.00** |

**Molinari, Francesco (68.50)**

| Year | 1st | 2nd | 3rd | 4th | Total | Finish | Money |
|---|---|---|---|---|---|---|---|
| 2014 | 69 | 67 | 68 | 67 | 271 | T24 | $41,008.75 |
| 2021 | 67 | 73 | | | 140 | CUT | |
| | | | | | | **Total** | **$41,008.75** |

**Moncrief, Bob (75.33)**

| Year | 1st | 2nd | 3rd | 4th | Total | Finish | Money |
|---|---|---|---|---|---|---|---|
| 1962 | 76 | 74 | 76 | | 226 | CUT | |
| | | | | | | **Total** | |

**Monroe, Lloyd (74.50)**

| Year | 1st | 2nd | 3rd | 4th | Total | Finish | Money |
|---|---|---|---|---|---|---|---|
| 1973 | 72 | 77 | | | 149 | CUT | |
| | | | | | | **Total** | |

**Monte, Sal (81.00)**

| Year | 1st | 2nd | 3rd | 4th | Total | Finish | Money |
|---|---|---|---|---|---|---|---|
| 1961 | 84 | 78 | | | 162 | CUT | |
| | | | | | | **Total** | |

**Montgomery, Jack (75.67)**

| Year | 1st | 2nd | 3rd | 4th | Total | Finish | Money |
|---|---|---|---|---|---|---|---|
| 1965 | 78 | 82 | | | 160 | CUT | |
| 1970 | 71 | 73 | | | 144 | CUT | |
| 1973 | 77 | 73 | | | 150 | CUT | |
| | | | | | | **Total** | |

**Montgomery, Ray (77.00)**

| Year | 1st | 2nd | 3rd | 4th | Total | Finish | Money |
|---|---|---|---|---|---|---|---|
| 1965 | 76 | 78 | | | 154 | CUT | |
| | | | | | | **Total** | |

**Monti, Eric (72.67)**

| Year | 1st | 2nd | 3rd | 4th | Total | Finish | Money |
|---|---|---|---|---|---|---|---|
| 1948 | 72 | 74 | 76 | 71 | 293 | T30 | |
| 1949 | 72 | 71 | | | 143 | W/D | |
| | | | | | | **Total** | |

**Montoya, Ralph (79.50)**

| Year | 1st | 2nd | 3rd | 4th | Total | Finish | Money |
|---|---|---|---|---|---|---|---|
| 1961 | 79 | 80 | | | 159 | CUT | |
| | | | | | | **Total** | |

**Moody, Griff (77.00)**

| Year | 1st | 2nd | 3rd | 4th | Total | Finish | Money |
|---|---|---|---|---|---|---|---|
| 1984 | 77 | 77 | | | 154 | CUT | |
| | | | | | | **Total** | |

**Moody, Orville (72.13)**

| Year | 1st | 2nd | 3rd | 4th | Total | Finish | Money |
|---|---|---|---|---|---|---|---|
| 1969 | 69 | 70 | 68 | 67 | 274 | T2 | $12,373.34 |
| 1970 | 75 | 68 | 72 | 69 | 284 | T36 | 873.00 |
| 1973 | 69 | 70 | 71 | 72 | 282 | T56 | 451.67 |
| 1974 | 69 | 71 | 75 | 72 | 287 | T62 | 391.09 |
| 1977 | 76 | 72 | | | 148 | CUT | |
| 1978 | 73 | 74 | 70 | 69 | 286 | T14 | 3,840.00 |
| 1979 | 75 | 74 | 75 | 73 | 297 | T58 | 545.00 |
| 1980 | 74 | 73 | 70 | 78 | 295 | T64 | 520.00 |
| 1983 | 83 | | | | 83 | W/D | |
| | | | | | | **Total** | **$18,994.10** |

**Mooney, Jim (76.00)**

| Year | 1st | 2nd | 3rd | 4th | Total | Finish | Money |
|---|---|---|---|---|---|---|---|
| 1965 | 70 | 72 | 80 | 82 | 304 | T72 | |
| | | | | | | **Total** | |

**Mooney, Mitch (75.50)**

| Year | 1st | 2nd | 3rd | 4th | Total | Finish | Money |
|---|---|---|---|---|---|---|---|
| 1980 | 76 | 71 | 78 | 77 | 302 | T78 | $462.50 |
| | | | | | | **Total** | **$462.50** |

**Moore, Matt (75.13)**

| Year | 1st | 2nd | 3rd | 4th | Total | Finish | Money |
|---|---|---|---|---|---|---|---|
| 1953 | 74 | 73 | 75 | 74 | 296 | T49 | |
| 1955 | 74 | 73 | 73 | 75 | 295 | T44 | |
| 1958 | 74 | 79 | | | 153 | CUT | |
| 1959 | 79 | 80 | | | 159 | CUT | |
| 1960 | 73 | 75 | 73 | 78 | 299 | T59 | |
| | | | | | | **Total** | |

**Moore, Parker (76.75)**

| Year | 1st | 2nd | 3rd | 4th | Total | Finish | Money |
|---|---|---|---|---|---|---|---|
| 1978 | 76 | 74 | | | 150 | CUT | |
| 1979 | 76 | 81 | | | 157 | CUT | |
| | | | | | | **Total** | |

**Moore, Patrick (69.50)**

| Year | 1st | 2nd | 3rd | 4th | Total | Finish | Money |
|---|---|---|---|---|---|---|---|
| 2010 | 70 | 69 | | | 139 | CUT | |
| | | | | | | **Total** | |

**Moore, Ryan (68.28)**

| Year | 1st | 2nd | 3rd | 4th | Total | Finish | Money |
|---|---|---|---|---|---|---|---|
| 2004 | 68 | 69 | 73 | 71 | 281 | T24 | |
| 2005 | 72 | 69 | 70 | 68 | 279 | T34 | $24,714.29 |
| 2006 | 67 | 70 | 71 | 69 | 277 | T6 | 151,250.00 |
| 2008 | 68 | 71 | | | 139 | CUT | |
| 2009 | 64 | 65 | 70 | 65 | 264 | 1 | 918,000.00 |
| 2010 | 68 | 70 | | | 138 | CUT | |
| 2012 | 71 | 68 | 68 | 67 | 274 | T37 | 21,320.00 |
| 2015 | 66 | 69 | 65 | 67 | 267 | T10 | 129,600.00 |
| 2016 | 68 | 68 | 69 | 69 | 274 | T53 | 12,964.00 |
| 2017 | 67 | 65 | 68 | 70 | 270 | T24 | 49,445.00 |
| 2018 | 63 | 70 | 64 | 67 | 264 | T6 | 208,500.00 |
| 2020 | 67 | 71 | | | 138 | CUT | |
| 2021 | 68 | 70 | | | 138 | CUT | |
| 2022 | 65 | 66 | 72 | 68 | 271 | T21 | 73,608.33 |
| 2023 | 74 | 66 | | | 140 | CUT | |
| | | | | | | **Total** | **$1,589,401.62** |

**Moore, Taylor (67.38)**

| Year | 1st | 2nd | 3rd | 4th | Total | Finish | Money |
|---|---|---|---|---|---|---|---|
| 2022 | 69 | 67 | 64 | 67 | 267 | T5 | $270,100.00 |
| 2023 | 69 | 67 | 73 | 63 | 272 | T22 | 73,340.00 |
| | | | | | | **Total** | **$343,400.00** |

**Moore, Tommy (74.00)**

| Year | 1st | 2nd | 3rd | 4th | Total | Finish | Money |
|---|---|---|---|---|---|---|---|
| 1990 | 73 | 75 | | | 148 | CUT | |
| | | | | | | **Total** | |

**Moran, Paul (74.67)**

| Year | 1st | 2nd | 3rd | 4th | Total | Finish | Money |
|---|---|---|---|---|---|---|---|
| 1970 | 77 | 74 | | | 151 | CUT | |
| 1976 | 76 | 72 | | | 148 | CUT | |
| 1978 | 72 | 77 | | | 149 | CUT | |
| | | | | | | **Total** | |

**Moreland, Robert (74.00)**

| Year | 1st | 2nd | 3rd | 4th | Total | Finish | Money |
|---|---|---|---|---|---|---|---|
| 1968 | 75 | 73 | | | 148 | CUT | |
| | | | | | | **Total** | |

**Moresco, Joe (75.00)**

| Year | 1st | 2nd | 3rd | 4th | Total | Finish | Money |
|---|---|---|---|---|---|---|---|
| 1968 | 77 | 73 | | | 150 | CUT | |
| | | | | | | **Total** | |

**Morey, Dale (73.10)**

| Year | 1st | 2nd | 3rd | 4th | Total | Finish | Money |
|---|---|---|---|---|---|---|---|
| 1961 | 77 | 73 | 76 | 73 | 299 | T39 | |
| 1962 | 77 | 75 | 75 | | 227 | CUT | |
| 1964 | 76 | 75 | 74 | 72 | 297 | T60 | |
| 1968 | 73 | 71 | 71 | 66 | 281 | T29 | |
| 1969 | 66 | 73 | 74 | 75 | 288 | T65 | |
| 1972 | 70 | | | | 70 | W/D | |
| | | | | | | **Total** | |

**Morgan, Bill (75.75)**

| Year | 1st | 2nd | 3rd | 4th | Total | Finish | Money |
|---|---|---|---|---|---|---|---|
| 1954 | 79 | 74 | | | 153 | W/D | |
| 1959 | 73 | 77 | | | 150 | CUT | |
| | | | | | | **Total** | |

**Morgan, Bill (77.00)**

| Year | 1st | 2nd | 3rd | 4th | Total | Finish | Money |
|---|---|---|---|---|---|---|---|
| 1952 | 81 | 74 | 78 | 74 | 307 | T41 | |
| 1953 | 76 | 79 | | | 155 | W/D | |
| | | | | | | **Total** | |

**Morgan, Gil (72.09)**

| Year | 1st | 2nd | 3rd | 4th | Total | Finish | Money |
|---|---|---|---|---|---|---|---|
| 1975 | 78 | 66 | 71 | 74 | 289 | T25 | $1,837.50 |
| 1976 | 73 | 72 | | | 145 | CUT | |
| 1977 | 71 | 70 | 71 | 70 | 282 | 5 | 9,635.00 |
| 1986 | 75 | 71 | | | 146 | CUT | |
| 1988 | 68 | 68 | 71 | 72 | 279 | 5 | 40,000.00 |
| 1989 | 75 | 76 | | | 151 | CUT | |
| 1990 | 77 | 78 | | | 155 | CUT | |
| 1993 | 71 | 69 | 69 | 73 | 282 | T3 | 78,000.00 |
| 1994 | 68 | 71 | 69 | 74 | 282 | 12 | 34,500.00 |
| 1995 | 75 | 74 | | | 149 | CUT | |
| 1996 | 75 | 72 | | | 147 | CUT | |
| | | | | | | **Total** | **$163,972.50** |

**Morgan, John (68.75)**

| Year | 1st | 2nd | 3rd | 4th | Total | Finish | Money |
|---|---|---|---|---|---|---|---|
| 2003 | 66 | 72 | 70 | 67 | 275 | T5 | $142,392.86 |
| | | | | | | **Total** | **$142,392.86** |

**Morikawa, Collin (67.00)**

| Year | 1st | 2nd | 3rd | 4th | Total | Finish | Money |
|---|---|---|---|---|---|---|---|
| 2019 | 66 | 67 | 70 | 65 | 268 | T31 | $37,766.00 |
| | | | | | | **Total** | **$37,766.00** |

**Morland IV, David (73.58)**

| Year | 1st | 2nd | 3rd | 4th | Total | Finish | Money |
|---|---|---|---|---|---|---|---|
| 1999 | 73 | 75 | | | 148 | CUT | |
| 2000 | 76 | 74 | | | 150 | CUT | |
| 2001 | 70 | 70 | 70 | 77 | 287 | T70 | $6,930.00 |
| 2002 | 78 | 73 | | | 151 | CUT | |
| 2004 | 71 | 76 | | | 147 | CUT | |
| | | | | | | **Total** | **$6,930.00** |

**Morley, Mike (72.03)**

| Year | 1st | 2nd | 3rd | 4th | Total | Finish | Money |
|---|---|---|---|---|---|---|---|
| 1972 | 68 | 70 | 77 | 69 | 284 | T54 | $347.83 |
| 1974 | 68 | 73 | 69 | 68 | 278 | T18 | 2,754.14 |
| 1975 | 75 | 71 | 75 | 74 | 295 | T48 | 562.50 |
| 1976 | 74 | 67 | 64 | 72 | 277 | T16 | 3,220.00 |
| 1977 | 75 | 70 | 74 | 68 | 287 | T27 | 1,703.75 |
| 1978 | 79 | | | | 79 | W/D | |
| 1979 | 70 | 78 | 72 | 72 | 292 | T26 | 1,737.50 |
| 1980 | 72 | 73 | 70 | 74 | 289 | T37 | 1,075.00 |
| 1981 | 75 | 69 | 76 | 70 | 290 | T19 | 3,765.00 |
| 1982 | 73 | 77 | | | 150 | CUT | |
| | | | | | | **Total** | **$15,165.72** |

**Morrow, Rodney (76.25)**

| Year | 1st | 2nd | 3rd | 4th | Total | Finish | Money |
|---|---|---|---|---|---|---|---|
| 1988 | 74 | 78 | | | 152 | CUT | |
| 1994 | 78 | 75 | | | 153 | CUT | |
| | | | | | | **Total** | |

**Morrow, Tommy (73.50)**

| Year | 1st | 2nd | 3rd | 4th | Total | Finish | Money |
|---|---|---|---|---|---|---|---|
| 1964 | 72 | 73 | 73 | 76 | 294 | T51 | |
| | | | | | | **Total** | |

**Morse, John (71.88)**

| Year | 1st | 2nd | 3rd | 4th | Total | Finish | Money |
|---|---|---|---|---|---|---|---|
| 1994 | 72 | 68 | 67 | 73 | 280 | T6 | $52,125.00 |
| 1995 | 69 | 76 | | | 145 | CUT | |
| 1996 | 74 | 72 | 75 | 73 | 294 | T74 | 3,438.00 |
| 1997 | 69 | 71 | 71 | 75 | 286 | T41 | 7,220.00 |
| 1998 | 73 | 72 | | | 145 | CUT | |
| | | | | | | **Total** | **$62,783.00** |

**Morton, Rick (77.13)**

| Year | 1st | 2nd | 3rd | 4th | Total | Finish | Money |
|---|---|---|---|---|---|---|---|
| 1988 | 74 | 78 | | | 152 | CUT | |
| 1990 | 79 | 79 | | | 158 | CUT | |
| 1994 | 75 | 79 | | | 154 | CUT | |
| 2001 | 72 | 81 | | | 153 | CUT | |
| | | | | | | **Total** | |

**Mosel, Stan (76.50)**

| Year | 1st | 2nd | 3rd | 4th | Total | Finish | Money |
|---|---|---|---|---|---|---|---|
| 1965 | 77 | 76 | | | 153 | CUT | |
| | | | | | | **Total** | |

**Moss, Perry (73.17)**

| Year | 1st | 2nd | 3rd | 4th | Total | Finish | Money |
|---|---|---|---|---|---|---|---|
| 1993 | 74 | 74 | | | 148 | CUT | |
| 1999 | 74 | 70 | | | 144 | CUT | |
| 2000 | 73 | 74 | | | 147 | CUT | |
| | | | | | | **Total** | |

**Mowlds, Jerry (71.25)**

| Year | 1st | 2nd | 3rd | 4th | Total | Finish | Money |
|---|---|---|---|---|---|---|---|
| 1967 | 69 | 70 | 72 | 74 | 285 | T44 | $322.50 |
| | | | | | | **Total** | **$322.50** |

**Mowry, Larry (73.21)**

| Year | 1st | 2nd | 3rd | 4th | Total | Finish | Money |
|---|---|---|---|---|---|---|---|
| 1959 | 77 | 79 | | | 156 | CUT | |
| 1960 | 74 | 75 | 71 | 74 | 294 | T41 | |
| 1962 | 75 | 81 | | | 156 | CUT | |
| 1964 | 71 | 69 | 73 | 76 | 289 | T30 | $412.50 |
| 1967 | 73 | 72 | 77 | 77 | 299 | 71 | |
| 1968 | 73 | 69 | 69 | 66 | 277 | T14 | 2,543.75 |
| 1969 | 68 | 71 | 71 | 76 | 286 | T54 | 266.67 |
| | | | | | | **Total** | **$3,222.92** |

**Mudd, Jodie (73.17)**

| Year | 1st | 2nd | 3rd | 4th | Total | Finish | Money |
|---|---|---|---|---|---|---|---|
| 1984 | 77 | 73 | | | 150 | CUT | |
| 1985 | 70 | 75 | 74 | 70 | 289 | T10 | $9,200.00 |
| | | | | | | **Total** | **$9,200.00** |

**Mudd, Tommy (74.50)**

| Year | 1st | 2nd | 3rd | 4th | Total | Finish | Money |
|---|---|---|---|---|---|---|---|
| 1989 | 77 | 72 | | | 149 | CUT | |
| | | | | | | **Total** | |

**Muehr, Michael (72.00)**

| Year | 1st | 2nd | 3rd | 4th | Total | Finish | Money |
|---|---|---|---|---|---|---|---|
| 2001 | 70 | 68 | 78 | 71 | 287 | T70 | $6,930.00 |
| 2002 | 71 | 74 | | | 145 | CUT | |
| | | | | | | **Total** | **$6,930.00** |

**Mulherin, Frank (76.50)**

| Year | 1st | 2nd | 3rd | 4th | Total | Finish | Money |
|---|---|---|---|---|---|---|---|
| 1952 | 78 | 72 | 79 | 77 | 306 | T39 | |
| | | | | | | **Total** | |

**Mullins, Moon (74.09)**

| Year | 1st | 2nd | 3rd | 4th | Total | Finish | Money |
|---|---|---|---|---|---|---|---|
| 1961 | 80 | 73 | 74 | 75 | 302 | T46 | |
| 1962 | 75 | 77 | 74 | | 226 | CUT | |
| 1963 | 75 | 66 | 71 | 75 | 287 | T30 | $275.00 |
| | | | | | | **Total** | **$275.00** |

**Mullinax, Trey (69.00)**

| Year | 1st | 2nd | 3rd | 4th | Total | Finish | Money |
|---|---|---|---|---|---|---|---|
| 2017 | 68 | 71 | | | 139 | CUT | |
| 2018 | 67 | 65 | 68 | 70 | 270 | T36 | $28,260.00 |
| 2023 | 70 | 68 | 71 | 72 | 281 | T67 | 15,884.00 |
| | | | | | | **Total** | **$44,144.00** |

**Mulroy, Garth (68.17)**

| Year | 1st | 2nd | 3rd | 4th | Total | Finish | Money |
|---|---|---|---|---|---|---|---|
| 2010 | 68 | 68 | 65 | 68 | 269 | T41 | $17,365.50 |
| 2012 | 69 | 71 | | | 140 | CUT | |
| | | | | | | **Total** | **$17,365.50** |

**Munday, Rod (72.25)**

| Year | 1st | 2nd | 3rd | 4th | Total | Finish | Money |
|---|---|---|---|---|---|---|---|
| 1941 | 140 | 76 | 76 | | 292 | T16 | |
| 1942 | 137 | 77 | 72 | | 286 | T13 | $92.50 |
| | | | | | | **Total** | **$92.50** |

**Muñoz, Sebastián (68.94)**

| Year | 1st | 2nd | 3rd | 4th | Total | Finish | Money |
|---|---|---|---|---|---|---|---|
| 2017 | 71 | 70 | | | 141 | CUT | |
| 2019 | 69 | 66 | 68 | 68 | 271 | T48 | $15,772.80 |
| 2020 | 67 | 67 | 73 | 74 | 281 | T74 | 12,480.00 |
| 2021 | 66 | 67 | 68 | 69 | 270 | T29 | 41,013.33 |
| 2022 | 67 | 73 | | | 140 | CUT | |
| | | | | | | **Total** | **$69,266.13** |

**Munroe, Paul (83.00)**

| Year | 1st | 2nd | 3rd | 4th | Total | Finish | Money |
|---|---|---|---|---|---|---|---|
| 1960 | 84 | 82 | | | 166 | CUT | |
| | | | | | | **Total** | |

**Murchison, Bill (76.50)**

| Year | 1st | 2nd | 3rd | 4th | Total | Finish | Money |
|---|---|---|---|---|---|---|---|
| 1983 | 80 | 73 | | | 153 | CUT | |
| | | | | | | **Total** | |

**Murphy, Bob (72.55)**

| Year | 1st | 2nd | 3rd | 4th | Total | Finish | Money |
|---|---|---|---|---|---|---|---|
| 1968 | 72 | 71 | 71 | 72 | 286 | T55 | |
| 1969 | 69 | 70 | 70 | 71 | 280 | T16 | $2,400.00 |
| 1977 | 77 | 73 | | | 150 | CUT | |
| 1979 | 75 | 78 | | | 153 | CUT | |
| 1981 | 75 | 72 | 70 | 76 | 293 | T35 | 1,324.50 |
| 1988 | 69 | 66 | 74 | 75 | 284 | T18 | 11,333.33 |
| 1989 | 77 | 73 | | | 150 | CUT | |
| | | | | | | **Total** | **$15,057.83** |

**Murphy, Sean (72.86)**

| Year | 1st | 2nd | 3rd | 4th | Total | Finish | Money |
|---|---|---|---|---|---|---|---|
| 1990 | 85 | 73 | | | 158 | CUT | |
| 1991 | 72 | 73 | | | 145 | CUT | |
| 1994 | 76 | 70 | | | 146 | CUT | |
| 1996 | 73 | 73 | 75 | 71 | 292 | T67 | $3,618.00 |
| 1999 | 68 | 71 | 70 | 71 | 280 | T13 | 48,750.00 |
| 2000 | 67 | 72 | 73 | 75 | 287 | T28 | 19,950.00 |
| 2001 | 76 | | | | 76 | W/D | |
| 2002 | 75 | 71 | | | 146 | CUT | |
| | | | | | | **Total** | **$72,318.00** |

**Murray, Grayson (71.50)**

| Year | 1st | 2nd | 3rd | 4th | Total | Finish | Money |
|---|---|---|---|---|---|---|---|
| 2017 | 70 | 68 | | | 138 | CUT | |
| 2018 | 70 | 74 | | | 144 | CUT | |
| 2020 | 73 | 68 | | | 141 | CUT | |
| 2022 | 73 | 76 | | | 149 | CUT | |
| | | | | | | **Total** | |

**Myers, Wayne (80.50)**

| Year | 1st | 2nd | 3rd | 4th | Total | Finish | Money |
|---|---|---|---|---|---|---|---|
| 1988 | 80 | 81 | | | 161 | CUT | |
| | | | | | | **Total** | |

**Myerson, Ed (72.75)**

| Year | 1st | 2nd | 3rd | 4th | Total | Finish | Money |
|---|---|---|---|---|---|---|---|
| 1960 | 74 | 75 | 70 | 72 | 291 | T30 | $33.34 |
| | | | | | | **Total** | **$33.34** |

**Na, Kevin (67.92)**

| Year | 1st | 2nd | 3rd | 4th | Total | Finish | Money |
|---|---|---|---|---|---|---|---|
| 2004 | 77 | 68 | | | 145 | CUT | |
| 2005 | 73 | 69 | | | 142 | CUT | |
| 2007 | 69 | 70 | 70 | 68 | 277 | T37 | $19,016.66 |
| 2008 | 70 | 71 | | | 141 | CUT | |
| 2010 | 66 | 71 | 61 | 68 | 266 | T18 | 55,947.00 |
| 2016 | 63 | 67 | 67 | 70 | 267 | T10 | 134,400.00 |
| 2017 | 67 | 63 | 65 | 68 | 263 | T4 | 239,733.33 |
| 2021 | 68 | 64 | 67 | 66 | 265 | T2 | 389,440.00 |
| | | | | | | **Total** | **$838,536.99** |

**Nagle, Kel (71.47)**

| Year | 1st | 2nd | 3rd | 4th | Total | Finish | Money |
|---|---|---|---|---|---|---|---|
| 1960 | 74 | 65 | 73 | 71 | 283 | 11 | $710.00 |
| 1961 | 72 | 71 | 72 | 76 | 291 | T16 | 480.00 |
| 1962 | 70 | 74 | 72 | 72 | 288 | T13 | 806.00 |
| 1963 | 69 | 68 | 69 | 69 | 275 | 3 | 2,400.00 |
| 1964 | 75 | 71 | 73 | 74 | 293 | T47 | |
| 1965 | 71 | 71 | 71 | 69 | 282 | T11 | 1,800.00 |
| 1966 | 71 | 70 | 72 | 74 | 287 | T40 | 418.75 |
| 1967 | 73 | 73 | | | 146 | CUT | |
| 1968 | 68 | 74 | 73 | 70 | 285 | T52 | |
| | | | | | | **Total** | **$6,614.75** |

**Nakajima, Tommy (72.25)**

| Year | 1st | 2nd | 3rd | 4th | Total | Finish | Money |
|---|---|---|---|---|---|---|---|
| 1983 | 74 | 70 | 66 | 71 | 281 | 4 | $19,200.00 |
| 1984 | 76 | 71 | 69 | 71 | 287 | T13 | 7,500.00 |
| 1985 | 76 | 73 | 69 | 81 | 299 | T53 | 913.14 |
| | | | | | | **Total** | **$27,613.14** |

**Nary, Bill (72.45)**

| Year | 1st | 2nd | 3rd | 4th | Total | Finish | Money |
|---|---|---|---|---|---|---|---|
| 1947 | | | | | 289 | T3 | $1,200.00 |
| 1948 | 71 | 72 | 69 | 73 | 285 | T7 | 475.00 |
| 1949 | 73 | 70 | 72 | 77 | 292 | T29 | |
| 1950 | 74 | 71 | 74 | 74 | 293 | T32 | |
| 1952 | 70 | 73 | 75 | | 218 | W/D | |
| 1954 | 71 | 71 | 74 | 68 | 284 | T3 | 900.00 |
| 1955 | 69 | 74 | 71 | 72 | 286 | T18 | 140.00 |
| 1956 | 72 | 75 | 77 | | 224 | W/D | |
| 1957 | 74 | 69 | 74 | 71 | 288 | T22 | 155.00 |
| 1958 | 71 | 72 | 73 | 78 | 294 | T50 | |
| | | | | | | **Total** | **$2,870.00** |

**Nazareth, Savio (70.88)**

| Year | 1st | 2nd | 3rd | 4th | Total | Finish | Money |
|---|---|---|---|---|---|---|---|
| 2008 | 70 | 71 | | | 141 | CUT | |
| 2011 | 73 | 68 | | | 141 | CUT | |
| 2012 | 72 | 71 | | | 143 | CUT | |
| 2017 | 70 | 72 | | | 142 | CUT | |
| | | | | | | **Total** | |

**Neist, Ted (73.83)**

| Year | 1st | 2nd | 3rd | 4th | Total | Finish | Money |
|---|---|---|---|---|---|---|---|
| 1949 | 73 | 75 | | | 148 | W/D | |
| 1950 | 72 | 74 | 78 | 71 | 295 | 42 | |
| | | | | | | **Total** | |

**Nelford, Jim (74.00)**

| Year | 1st | 2nd | 3rd | 4th | Total | Finish | Money |
|---|---|---|---|---|---|---|---|
| 1978 | 75 | 81 | | | 156 | CUT | |
| 1979 | 75 | 77 | | | 152 | CUT | |
| 1980 | 70 | 74 | 75 | 77 | 296 | T69 | $495.00 |
| 1983 | 70 | 71 | 76 | 72 | 289 | T19 | 4,208.89 |
| 1984 | 71 | 71 | 73 | 74 | 289 | T24 | 3,240.00 |
| 1985 | 70 | 72 | 72 | 80 | 294 | T28 | 2,780.00 |
| 1987 | 73 | 77 | | | 150 | CUT | |
| 1988 | 74 | 76 | | | 150 | CUT | |
| | | | | | | **Total** | **$10,723.89** |

**Nelson, Byron (69.95)**

| Year | 1st | 2nd | 3rd | 4th | Total | Finish | Money |
|---|---|---|---|---|---|---|---|
| 1939 | 146 | 70 | 74 | | 290 | 10 | $170.00 |
| 1940 | 144 | 68 | 68 | | 280 | T3 | 412.50 |
| 1941 | 136 | 70 | 70 | | 276 | 1 | 1,200.00 |
| 1942 | 140 | 68 | 74 | | 282 | T4 | 412.50 |
| 1945 | | | | | 271 | 1 | 1,333.00 |
| | | | | | | **Total** | **$3,528.00** |

**Nelson, Larry (72.87)**

| Year | 1st | 2nd | 3rd | 4th | Total | Finish | Money |
|---|---|---|---|---|---|---|---|
| 1976 | 70 | 72 | 74 | 68 | 284 | T56 | $465.75 |
| 1977 | 70 | 66 | 72 | 72 | 280 | T2 | 21,737.50 |
| 1978 | 71 | 76 | 74 | 73 | 294 | T57 | 522.00 |
| 1980 | 68 | 74 | 77 | 75 | 294 | T60 | 542.50 |
| 1981 | 69 | 68 | 69 | 75 | 281 | 1 | 54,000.00 |
| 1982 | 72 | 75 | | | 147 | CUT | |
| 1983 | 74 | 75 | | | 149 | CUT | |
| 1986 | 72 | 68 | 71 | 78 | 289 | T43 | 1,461.00 |
| 1987 | 77 | 71 | 71 | 74 | 293 | T30 | 3,487.50 |
| 1988 | 69 | 76 | 71 | 77 | 293 | T71 | 1,950.00 |
| 1989 | 72 | 71 | 79 | 75 | 297 | T73 | 1,910.00 |
| 1990 | 73 | 74 | 74 | 72 | 293 | T47 | 3,171.87 |
| 1991 | 79 | 71 | | | 150 | CUT | |
| 1992 | 72 | 73 | | | 145 | CUT | |
| 1993 | 76 | 72 | | | 148 | CUT | |
| 1994 | 71 | 72 | 76 | 74 | 293 | 66 | 3,120.00 |
| 1995 | 72 | 78 | | | 150 | CUT | |
| 1996 | 73 | 69 | 75 | 75 | 292 | T67 | 3,618.00 |
| 1997 | 75 | 71 | | | 146 | CUT | |
| | | | | | | **Total** | **$95,986.12** |

**NeSmith, Matthew (69.06)**

| Year | 1st | 2nd | 3rd | 4th | Total | Finish | Money |
|---|---|---|---|---|---|---|---|
| 2012 | 70 | 71 | | | 141 | CUT | |
| 2020 | 69 | 67 | 70 | 67 | 273 | T42 | $20,416.00 |
| 2021 | 70 | 69 | | | 139 | CUT | |
| 2022 | 66 | 69 | 67 | 71 | 273 | T36 | 30,328.18 |
| 2023 | 69 | 69 | 73 | 68 | 279 | T62 | 16,720.00 |
| | | | | | | **Total** | **$67,464.18** |

**Nevil, Dwight (72.75)**

| Year | 1st | 2nd | 3rd | 4th | Total | Finish | Money |
|---|---|---|---|---|---|---|---|
| 1973 | 71 | 71 | 72 | 67 | 281 | T50 | $498.66 |
| 1978 | 76 | 71 | 77 | 77 | 301 | 72 | 360.00 |
| | | | | | | **Total** | **$858.66** |

**Newell, Frank (78.00)**

| Year | 1st | 2nd | 3rd | 4th | Total | Finish | Money |
|---|---|---|---|---|---|---|---|
| 1953 | 79 | 77 | | | 156 | CUT | |
| | | | | | | **Total** | |

**Newquist, Dave (75.50)**

| Year | 1st | 2nd | 3rd | 4th | Total | Finish | Money |
|---|---|---|---|---|---|---|---|
| 1977 | 73 | 78 | | | 151 | CUT | |
| | | | | | | **Total** | |

**Newton, Jack (72.78)**

| Year | 1st | 2nd | 3rd | 4th | Total | Finish | Money |
|---|---|---|---|---|---|---|---|
| 1978 | 74 | 71 | 76 | 70 | 291 | T39 | $866.00 |
| 1979 | 73 | 76 | 73 | 73 | 295 | T44 | 737.86 |
| 1980 | 69 | 71 | 73 | 68 | 281 | T2 | 16,500.00 |
| 1981 | 72 | 77 | | | 149 | CUT | |
| 1982 | 70 | 74 | 75 | 75 | 294 | T18 | 4,050.00 |
| | | | | | | **Total** | **$22,153.86** |

**Nichols, Bobby (71.43)**

| Year | 1st | 2nd | 3rd | 4th | Total | Finish | Money |
|---|---|---|---|---|---|---|---|
| 1960 | 79 | 71 | | | 150 | CUT | |
| 1961 | 73 | 74 | 72 | 74 | 293 | T21 | $345.00 |
| 1962 | 74 | 75 | 71 | 77 | 297 | T42 | |
| 1964 | 72 | 75 | 68 | 70 | 285 | T11 | 1,250.00 |
| 1965 | 70 | 72 | 70 | 70 | 282 | T11 | 1,800.00 |
| 1966 | 68 | 74 | 69 | 69 | 280 | T9 | 2,700.00 |
| 1967 | 71 | 71 | 71 | 69 | 282 | T23 | 1,072.92 |
| 1968 | 69 | 65 | 72 | 65 | 271 | T2 | 11,229.17 |
| 1969 | 72 | 75 | | | 147 | CUT | |
| 1970 | 68 | 70 | 72 | 70 | 280 | T16 | 2,184.00 |
| 1971 | 77 | 69 | 68 | 71 | 285 | T48 | 366.04 |
| 1972 | 69 | 68 | 72 | 75 | 284 | T54 | 347.83 |
| 1973 | 66 | 71 | 67 | 67 | 271 | 6 | 7,560.00 |
| 1974 | 70 | 70 | 67 | 71 | 278 | T18 | 2,754.13 |
| 1975 | 71 | 71 | 77 | 71 | 290 | T27 | 1,595.00 |
| 1976 | 76 | 67 | 68 | 66 | 277 | T16 | 3,220.00 |
| 1977 | 74 | 73 | 71 | 76 | 294 | T63 | 429.00 |
| 1979 | 71 | 76 | 72 | 72 | 291 | T18 | 2,937.50 |
| 1980 | 75 | 78 | | | 153 | CUT | |
| 1982 | 73 | 73 | 74 | 76 | 296 | T28 | 1,995.00 |
| | | | | | | **Total** | **$41,785.59** |

**Nicklaus, Gary (76.50)**

| Year | 1st | 2nd | 3rd | 4th | Total | Finish | Money |
|---|---|---|---|---|---|---|---|
| 2002 | 80 | 73 | | | 153 | CUT | |
| | | | | | | **Total** | |

**Nicklaus, Jack (70.63)**

| Year | 1st | 2nd | 3rd | 4th | Total | Finish | Money |
|---|---|---|---|---|---|---|---|
| 1962 | 70 | 72 | 74 | 70 | 286 | T7 | $1,300.00 |
| 1964 | 70 | 69 | 67 | 73 | 279 | 4 | 2,550.00 |
| | | | | | | **Total** | **$3,850.00** |

**Nicol, Ron (72.50)**

| Year | 1st | 2nd | 3rd | 4th | Total | Finish | Money |
|---|---|---|---|---|---|---|---|
| 1958 | 73 | 73 | 73 | 71 | 290 | T38 | |
| | | | | | | **Total** | |

**Nicolette, Mike (74.57)**

| Year | 1st | 2nd | 3rd | 4th | Total | Finish | Money |
|---|---|---|---|---|---|---|---|
| 1980 | 73 | 76 | | | 149 | CUT | |
| 1985 | 73 | 77 | | | 150 | CUT | |
| 1986 | 73 | 73 | | | 146 | CUT | |
| 1987 | 77 | | | | 77 | W/D | |
| | | | | | | **Total** | |

**Niebrugge, Jordan (72.00)**

| Year | 1st | 2nd | 3rd | 4th | Total | Finish | Money |
|---|---|---|---|---|---|---|---|
| 2016 | 70 | 74 | | | 144 | CUT | |
| | | | | | | **Total** | |

**Nielsen, Lonnie (76.50)**

| Year | 1st | 2nd | 3rd | 4th | Total | Finish | Money |
|---|---|---|---|---|---|---|---|
| 1980 | 74 | 77 | | | 151 | CUT | |
| 1981 | 76 | 80 | | | 156 | CUT | |
| 1982 | 76 | 76 | | | 152 | CUT | |
| | | | | | | **Total** | |

**Niemann, Joaquin (67.25)**

| Year | 1st | 2nd | 3rd | 4th | Total | Finish | Money |
|---|---|---|---|---|---|---|---|
| 2018 | 68 | 69 | 66 | 66 | 269 | T33 | $33,900.00 |
| 2019 | 67 | 66 | 69 | 63 | 265 | T13 | 109,533,34 |
| 2020 | 70 | 66 | 65 | 72 | 273 | T42 | 20,416.00 |
| | | | | | | **Total** | **$163,849.34** |

**Nieporte, Tom (72.41)**

| Year | 1st | 2nd | 3rd | 4th | Total | Finish | Money |
|---|---|---|---|---|---|---|---|
| 1957 | 75 | 73 | 75 | 71 | 294 | T37 | |
| 1958 | 71 | 75 | 71 | 71 | 288 | T33 | |
| 1959 | 70 | 70 | 70 | 73 | 283 | T5 | $816.67 |
| 1960 | 70 | 75 | 74 | 68 | 287 | 19 | 390.00 |
| 1961 | 80 | 71 | 75 | 77 | 303 | T48 | |
| 1966 | 73 | 74 | 72 | 76 | 295 | T60 | |
| 1967 | 71 | 68 | 72 | 69 | 280 | T17 | 1,875.00 |
| 1968 | 75 | 74 | | | 149 | CUT | |
| 1969 | 71 | 71 | 69 | 72 | 283 | T30 | 819.20 |
| | | | | | | **Total** | **$3,900.87** |

**Nischan, Marvin (77.00)**

| Year | 1st | 2nd | 3rd | 4th | Total | Finish | Money |
|---|---|---|---|---|---|---|---|
| 1957 | 74 | 73 | 81 | 80 | 308 | 68 | |
| | | | | | | **Total** | |

**Nitties, James (68.83)**

| Year | 1st | 2nd | 3rd | 4th | Total | Finish | Money |
|---|---|---|---|---|---|---|---|
| 2009 | 73 | 68 | | | 141 | CUT | |
| 2010 | 67 | 68 | 66 | 71 | 272 | 64 | $10,812.00 |
| | | | | | | **Total** | **$10,812.00** |

**Nobilo, Frank (70.46)**

| Year | 1st | 2nd | 3rd | 4th | Total | Finish | Money |
|---|---|---|---|---|---|---|---|
| 1997 | 69 | 69 | 69 | 67 | 274 | 1 | $342,000.00 |
| 1998 | 71 | 65 | 71 | 72 | 279 | 5 | 88,000.00 |
| 1999 | 71 | 68 | 72 | 72 | 283 | T25 | 19,846.66 |
| 2000 | 70 | 72 | 72 | 76 | 290 | T46 | 8,022.85 |
| 2001 | 69 | 71 | 69 | 72 | 281 | T29 | 21,775.00 |
| 2002 | 71 | 70 | 71 | 72 | 284 | T23 | 32,028.57 |
| | | | | | | **Total** | **$511,673.08** |

**Noh, Seung-Yul (70.25)**

| Year | 1st | 2nd | 3rd | 4th | Total | Finish | Money |
|---|---|---|---|---|---|---|---|
| 2010 | 69 | 73 | | | 142 | CUT | |
| 2013 | 67 | 76 | | | 143 | CUT | |
| 2016 | 71 | 67 | | | 138 | CUT | |
| 2017 | 69 | 70 | | | 139 | CUT | |
| | | | | | | **Total** | |

**Nolan, Keith (74.25)**

| Year | 1st | 2nd | 3rd | 4th | Total | Finish | Money |
|---|---|---|---|---|---|---|---|
| 1998 | 75 | 72 | | | 147 | CUT | |
| 2000 | 76 | 74 | | | 150 | CUT | |
| | | | | | | **Total** | |

**Norcross, Monte (73.75)**

| Year | 1st | 2nd | 3rd | 4th | Total | Finish | Money |
|---|---|---|---|---|---|---|---|
| 1953 | 71 | 73 | 75 | 76 | 295 | T47 | |
| | | | | | | **Total** | |

**Noren, Alex (68.50)**

| Year | 1st | 2nd | 3rd | 4th | Total | Finish | Money |
|---|---|---|---|---|---|---|---|
| 2019 | 69 | 67 | 69 | 68 | 273 | T60 | $13,144.00 |
| 2023 | 72 | 66 | 68 | 69 | 275 | T38 | 31,540.00 |
| | | | | | | **Total** | **$44,684.00** |

**Norlander, Henrik (69.50)**

| Year | 1st | 2nd | 3rd | 4th | Total | Finish | Money |
|---|---|---|---|---|---|---|---|
| 2013 | 67 | 68 | 72 | 66 | 273 | T16 | $82,150.00 |
| 2016 | 71 | 69 | | | 140 | CUT | |
| 2020 | 67 | 68 | 71 | 69 | 275 | T59 | 14,144.00 |
| 2022 | 69 | 67 | 72 | 66 | 274 | T47 | 19,115.57 |
| 2023 | 72 | 78 | | | 150 | CUT | |
| | | | | | | **Total** | **$115,409.57** |

**Norman, Greg (72.25)**

| Year | 1st | 2nd | 3rd | 4th | Total | Finish | Money |
|---|---|---|---|---|---|---|---|
| 1981 | 72 | 76 | 72 | 75 | 295 | T53 | $702.00 |
| 1989 | 73 | 72 | 70 | 68 | 283 | T5 | 36,500.00 |
| | | | | | | **Total** | **$37,202.00** |

**Norman, Jack (77.31)**

| Year | 1st | 2nd | 3rd | 4th | Total | Finish | Money |
|---|---|---|---|---|---|---|---|
| 1952 | 78 | 77 | 79 | 76 | 310 | T49 | |
| 1953 | 74 | 71 | 80 | 80 | 305 | T66 | |
| 1956 | 77 | 75 | 78 | 80 | 310 | T66 | |
| 1957 | 75 | 79 | | | 154 | CUT | |
| 1958 | 80 | 78 | | | 158 | CUT | |
| | | | | | | **Total** | |

**Norman, John (86.00)**

| Year | 1st | 2nd | 3rd | 4th | Total | Finish | Money |
|---|---|---|---|---|---|---|---|
| 1961 | 91 | 85 | 83 | 85 | 344 | 66 | |
| | | | | | | **Total** | |

**Norman, Vincent (69.50)**

| Year | 1st | 2nd | 3rd | 4th | Total | Finish | Money |
|---|---|---|---|---|---|---|---|
| 2023 | 66 | 72 | 68 | 72 | 278 | T58 | $17,716.00 |
| | | | | | | **Total** | **$17,716.00** |

**Norris, Tim (73.73)**

| Year | 1st | 2nd | 3rd | 4th | Total | Finish | Money |
|---|---|---|---|---|---|---|---|
| 1981 | 69 | 77 | 75 | 76 | 297 | T59 | $654.00 |
| 1983 | 76 | 76 | | | 152 | CUT | |
| 1984 | 74 | 70 | 75 | 76 | 295 | T56 | 888.00 |
| 1985 | 75 | 75 | | | 150 | CUT | |
| 1986 | 70 | 71 | 76 | 70 | 287 | T28 | 3,400.00 |
| 1987 | 75 | 73 | 73 | 73 | 294 | T38 | 2,520.00 |
| 1988 | 75 | 72 | | | 147 | CUT | |
| 1989 | 74 | 74 | 73 | 74 | 295 | T63 | 2,100.00 |
| | | | | | | **Total** | **$9,562.00** |

**North, Andy (73.18)**

| Year | 1st | 2nd | 3rd | 4th | Total | Finish | Money |
|---|---|---|---|---|---|---|---|
| 1973 | 68 | 71 | 72 | 70 | 281 | T50 | $498.67 |
| 1976 | 70 | 68 | 74 | 68 | 280 | T32 | 1,219.00 |
| 1977 | 72 | 69 | 72 | 71 | 284 | T8 | 5,659.66 |
| 1978 | 74 | 75 | | | 149 | CUT | |
| 1981 | 74 | 74 | 72 | 76 | 296 | T55 | 681.00 |
| 1982 | 73 | 72 | 73 | 74 | 292 | T13 | 6,000.00 |
| 1983 | 73 | 72 | 70 | 75 | 290 | T28 | 2,602.86 |
| 1984 | 68 | 74 | 75 | 81 | 298 | T67 | 816.00 |
| 1985 | 72 | 74 | 72 | 76 | 294 | T28 | 2,780.00 |
| 1987 | 71 | 72 | 75 | 74 | 292 | T20 | 5,712.00 |
| 1988 | 74 | 68 | 73 | 76 | 291 | T63 | 2,120.00 |
| 1989 | 76 | 80 | | | 156 | CUT | |
| 1990 | 76 | 74 | | | 150 | CUT | |
| 1992 | 78 | 76 | | | 154 | CUT | |
| 1995 | 72 | 80 | | | 152 | CUT | |
| | | | | | | **Total** | **$28,089.19** |

**Norton, Bryan (72.00)**

| Year | 1st | 2nd | 3rd | 4th | Total | Finish | Money |
|---|---|---|---|---|---|---|---|
| 1991 | 76 | 68 | 72 | 72 | 288 | T62 | $2,675.00 |
| | | | | | | **Total** | **$2,675.00** |

**Novak, Andrew (69.50)**

| Year | 1st | 2nd | 3rd | 4th | Total | Finish | Money |
|---|---|---|---|---|---|---|---|
| 2022 | 70 | 73 | | | 143 | CUT | |
| 2023 | 64 | 70 | 67 | 73 | 274 | T33 | $41,420.00 |
| | | | | | | **Total** | **$41,420.00** |

**Novak, Vern (75.33)**

| Year | 1st | 2nd | 3rd | 4th | Total | Finish | Money |
|---|---|---|---|---|---|---|---|
| 1973 | 76 | 74 | | | 150 | CUT | |
| 1974 | 76 | | | | 76 | W/D | |
| | | | | | | **Total** | |

**Nuckolls, Rod (74.50)**

| Year | 1st | 2nd | 3rd | 4th | Total | Finish | Money |
|---|---|---|---|---|---|---|---|
| 1982 | 75 | 72 | | | 147 | CUT | |
| 1983 | 74 | 77 | | | 151 | CUT | |

**Nuñez, Augusto (73.00)**

| Year | 1st | 2nd | 3rd | 4th | Total | Finish | Money |
|---|---|---|---|---|---|---|---|
| 2023 | 73 | 63 | | | | CUT | |
| | | | | | | **Total** | |

**O'Briant, Mike (82.50)**

| Year | 1st | 2nd | 3rd | 4th | Total | Finish | Money |
|---|---|---|---|---|---|---|---|
| 1980 | 81 | 83 | | | 164 | CUT | |
| 1987 | 85 | 81 | | | 166 | CUT | |
| | | | | | **Total** | | |

**O'Donnell, Jr., John (77.50)**

| Year | 1st | 2nd | 3rd | 4th | Total | Finish | Money |
|---|---|---|---|---|---|---|---|
| 1954 | 80 | 75 | | | 155 | CUT | |
| | | | | | | **Total** | |

**O'Grady, Mac (73.90)**

| Year | 1st | 2nd | 3rd | 4th | Total | Finish | Money |
|---|---|---|---|---|---|---|---|
| 1983 | 72 | 70 | 75 | 79 | 296 | T57 | $892.00 |
| 1984 | 70 | 72 | 71 | 74 | 287 | T13 | 7,500.00 |
| 1989 | 75 | 81 | | | 156 | CUT | |
| | | | | | | **Total** | **$8,392.00** |

**O'Hair, Sean (69.58)**

| Year | 1st | 2nd | 3rd | 4th | Total | Finish | Money |
|---|---|---|---|---|---|---|---|
| 2013 | 68 | 74 | | | 142 | CUT | |
| 2014 | 72 | 69 | | | 141 | CUT | |
| 2016 | 69 | 68 | 64 | 69 | 270 | T22 | $45,665.45 |
| 2018 | 72 | 69 | | | 141 | CUT | |
| 2021 | 67 | 74 | | | 141 | CUT | |
| | | | | | | **Total** | **$45,665.45** |

**O'Hern, Nick (69.35)**

| Year | 1st | 2nd | 3rd | 4th | Total | Finish | Money |
|---|---|---|---|---|---|---|---|
| 2006 | 71 | 71 | 75 | 72 | 289 | T67 | $10,150.00 |
| 2009 | 69 | 66 | 68 | 69 | 272 | T32 | 24,820.00 |
| 2011 | 68 | 68 | 67 | 70 | 273 | T40 | 19,240.00 |
| 2012 | 68 | 71 | 67 | 69 | 275 | T46 | 14,742.00 |
| 2013 | 68 | 71 | 67 | 72 | 278 | T45 | 14,855.14 |
| | | | | | | **Total** | **$83,807.14** |

**O'Keefe, Jack (71.00)**

| Year | 1st | 2nd | 3rd | 4th | Total | Finish | Money |
|---|---|---|---|---|---|---|---|
| 1997 | 67 | 70 | 73 | 74 | 284 | T29 | $11,566.25 |
| | | | | | | **Total** | **$11,566.25** |

**O'Leary, Paul (73.58)**

| Year | 1st | 2nd | 3rd | 4th | Total | Finish | Money |
|---|---|---|---|---|---|---|---|
| 1950 | 68 | 77 | 74 | 70 | 289 | T14 | $158.00 |
| 1956 | 76 | 76 | 75 | 72 | 299 | T42 | |
| 1957 | 74 | 74 | 72 | 75 | 295 | T45 | |
| | | | | | | **Total** | **$158.00** |

**O'Malley, Peter (72.50)**

| Year | 1st | 2nd | 3rd | 4th | Total | Finish | Money |
|---|---|---|---|---|---|---|---|
| 1998 | 70 | 72 | 73 | 75 | 290 | T62 | $4,664.00 |
| | | | | | | **Total** | **$4,664.00** |

**O'Meara, Mark (71.80)**

| Year | 1st | 2nd | 3rd | 4th | Total | Finish | Money |
|---|---|---|---|---|---|---|---|
| 1981 | 74 | 76 | | | 150 | CUT | |
| 1982 | 75 | 76 | | | 151 | CUT | |
| 1983 | 74 | 76 | | | 150 | CUT | |
| 1986 | 72 | 71 | 69 | 71 | 283 | T13 | $9,375.00 |
| 1987 | 74 | 69 | 74 | 70 | 287 | T7 | 18,075.00 |
| 1988 | 72 | 73 | 72 | 76 | 293 | T71 | 1,950.00 |
| 1991 | 68 | 72 | 74 | 71 | 285 | T45 | 3,575.00 |
| 1993 | 74 | 68 | 72 | 71 | 285 | T12 | 26,812.50 |
| 1994 | 72 | 73 | 74 | 70 | 289 | T44 | 4,062.50 |
| 1995 | 71 | 74 | | | 145 | CUT | |
| 1996 | 75 | 68 | 62 | 69 | 274 | 1 | 324,000.00 |
| 1997 | 72 | 67 | 73 | 67 | 279 | T9 | 49,400.00 |
| 1998 | 72 | 73 | | | 145 | CUT | |
| 2001 | 69 | 74 | | | 143 | CUT | |
| 2005 | 72 | 72 | | | 144 | CUT | |
| | | | | | | **Total** | **$437,250.00** |

**O'Neill, Dan (74.00)**

| Year | 1st | 2nd | 3rd | 4th | Total | Finish | Money |
|---|---|---|---|---|---|---|---|
| 1976 | 75 | 73 | | | 148 | CUT | |
| | | | | | | **Total** | |

**Oatman, Harold (76.50)**

| Year | 1st | 2nd | 3rd | 4th | Total | Finish | Money |
|---|---|---|---|---|---|---|---|
| 1948 | 73 | 75 | 81 | 77 | 306 | T52 | |
| | | | | | | **Total** | |

**Oberholser, Arron (70.75)**

| Year | 1st | 2nd | 3rd | 4th | Total | Finish | Money |
|---|---|---|---|---|---|---|---|
| 2004 | 71 | 70 | 71 | 71 | 283 | T35 | $20,825.46 |
| | | | | | | **Total** | **$20,825.46** |

**Oda, John (66.50)**

| Year | 1st | 2nd | 3rd | 4th | Total | Finish | Money |
|---|---|---|---|---|---|---|---|
| 2018 | 63 | 70 | 67 | 66 | 266 | T11 | $112,000.00 |
| | | | | | | **Total** | **$112,000.00** |

**Odom, Alvin (73.50)**

| Year | 1st | 2nd | 3rd | 4th | Total | Finish | Money |
|---|---|---|---|---|---|---|---|
| 1969 | 75 | 72 | | | 147 | CUT | |
| | | | | | | **Total** | |

**Ogden, Bill (73.08)**

| Year | 1st | 2nd | 3rd | 4th | Total | Finish | Money |
|---|---|---|---|---|---|---|---|
| 1953 | 69 | 71 | 76 | 73 | 289 | T25 | |
| 1954 | 74 | 73 | 77 | 72 | 296 | 33 | |
| 1964 | 71 | 76 | 71 | 74 | 292 | T39 | $60.71 |
| | | | | | | **Total** | **$60.71** |

**Ogilvie, Joe (70.66)**

| Year | 1st | 2nd | 3rd | 4th | Total | Finish | Money |
|---|---|---|---|---|---|---|---|
| 1999 | 80 | 72 | | | 152 | CUT | |
| 2000 | 72 | 72 | 79 | 71 | 294 | T66 | $6,120.00 |
| 2001 | 74 | 73 | | | 147 | CUT | |
| 2002 | 74 | 72 | | | 146 | CUT | |
| 2004 | 68 | 67 | 70 | 72 | 277 | T8 | 110,975.00 |
| 2006 | 69 | 72 | 70 | 67 | 278 | T12 | 92,142.86 |
| 2007 | 71 | 71 | | | 142 | CUT | |
| 2008 | 69 | 68 | 68 | 67 | 272 | T41 | 18,870.00 |
| 2009 | 67 | 67 | 68 | 71 | 273 | T44 | 14,218.80 |
| 2010 | 74 | 68 | | | 142 | CUT | |
| 2011 | 72 | 65 | 70 | 72 | 279 | 71 | 10,296.00 |
| 2014 | 70 | 68 | 72 | 73 | 283 | 77 | 9,858.00 |
| | | | | | | **Total** | **$262,480.66** |

**Ogilvy, Geoff (70.17)**

| Year | 1st | 2nd | 3rd | 4th | Total | Finish | Money |
|---|---|---|---|---|---|---|---|
| 2001 | 73 | 74 | | | 147 | CUT | |
| 2002 | 73 | 67 | 74 | 72 | 286 | T38 | $15,960.00 |
| 2003 | 68 | 69 | 74 | 74 | 285 | T61 | 9,495.00 |
| 2004 | 69 | 72 | 78 | 67 | 286 | T57 | 10,350.00 |
| 2005 | 68 | 73 | 72 | 72 | 285 | T64 | 10,450.00 |
| 2013 | 67 | 70 | 71 | 69 | 277 | T37 | 22,260.00 |
| 2016 | 71 | 65 | 68 | 66 | 270 | T22 | 45,665.46 |
| 2017 | 70 | 66 | 66 | 67 | 269 | T16 | 78,735.00 |
| | | | | | | **Total** | **$192,915.46** |

**Ogle, Brett (71.67)**

| Year | 1st | 2nd | 3rd | 4th | Total | Finish | Money |
|---|---|---|---|---|---|---|---|
| 1994 | 72 | 70 | 71 | 72 | 285 | T22 | $13,521.43 |
| 1995 | 70 | 75 | | | 145 | CUT | |
| | | | | | | **Total** | **$13,521.43** |

**Ogrin, David (73.45)**

| Year | 1st | 2nd | 3rd | 4th | Total | Finish | Money |
|---|---|---|---|---|---|---|---|
| 1983 | 76 | 77 | | | 153 | CUT | |
| 1984 | 73 | 74 | 73 | 72 | 292 | T41 | $1,400.00 |
| 1985 | 75 | 75 | | | 150 | CUT | |
| 1986 | 72 | 77 | | | 149 | CUT | |
| 1987 | 75 | 76 | | | 151 | CUT | |
| 1988 | 71 | 72 | 75 | 70 | 288 | T43 | 3,045.00 |
| 1989 | 69 | 76 | 69 | 75 | 289 | T24 | 8,525.00 |
| 1990 | 74 | 71 | 76 | 79 | 300 | T67 | 2,562.50 |
| 1992 | 68 | 69 | 75 | 76 | 288 | T48 | 3,107.14 |
| 1993 | 75 | 76 | | | 151 | CUT | |
| 1994 | 74 | 79 | | | 153 | CUT | |
| 1995 | 76 | 70 | | | 146 | CUT | |
| 1996 | 69 | 71 | 70 | 73 | 283 | T11 | 38,160.00 |
| 1997 | 67 | 73 | 72 | 71 | 283 | T25 | 15,152.50 |
| 1999 | 75 | 81 | | | 156 | CUT | |
| | | | | | | **Total** | **$71,952.14** |

**Oh, James (69.00)**

| Year | 1st | 2nd | 3rd | 4th | Total | Finish | Money |
|---|---|---|---|---|---|---|---|
| 2009 | 69 | | | | 69 | W/D | |
| | | | | | | **Total** | |

**Ohmachi, Aki (73.50)**

| Year | 1st | 2nd | 3rd | 4th | Total | Finish | Money |
|---|---|---|---|---|---|---|---|
| 1987 | 75 | 74 | 75 | 75 | 299 | 65 | $1,260.00 |
| 1988 | 73 | 71 | 73 | 72 | 289 | T51 | 2,353.33 |
| | | | | | | **Total** | **$3,613.33** |

**Olazabal, Jose Maria (74.50)**

| Year | 1st | 2nd | 3rd | 4th | Total | Finish | Money |
|---|---|---|---|---|---|---|---|
| 1987 | 73 | 74 | 75 | 76 | 298 | T62 | $1,284.00 |
| | | | | | | **Total** | **$1,284.00** |

**Oliver, Ed (73.74)**

| Year | 1st | 2nd | 3rd | 4th | Total | Finish | Money |
|---|---|---|---|---|---|---|---|
| 1940 | 145 | 69 | 71 | | 285 | T10 | $143.33 |
| 1952 | 68 | 68 | 73 | 70 | 279 | T3 | 846.67 |
| 1953 | 68 | 67 | 74 | 70 | 279 | 6 | 600.00 |
| 1954 | 77 | 72 | 72 | 71 | 292 | T17 | 76.66 |
| 1955 | 70 | 68 | 73 | 71 | 282 | T9 | 415.00 |
| 1957 | 73 | 70 | 70 | 73 | 286 | T16 | 280.00 |
| 1958 | 71 | 73 | 72 | 72 | 288 | T33 | |
| | | | | | | **Total** | **$2,361.66** |

**Olivo, Nate (73.00)**

| Year | 1st | 2nd | 3rd | 4th | Total | Finish | Money |
|---|---|---|---|---|---|---|---|
| 2011 | 72 | 74 | | | 146 | CUT | |
| | | | | | | **Total** | |

**Olsen, Dan (71.00)**

| Year | 1st | 2nd | 3rd | 4th | Total | Finish | Money |
|---|---|---|---|---|---|---|---|
| 2004 | 67 | 73 | 74 | 70 | 284 | T46 | $13,468.80 |
| | | | | | | **Total** | **$13,468.80** |

**Olson, Doug (75.25)**

| Year | 1st | 2nd | 3rd | 4th | Total | Finish | Money |
|---|---|---|---|---|---|---|---|
| 1970 | 77 | 75 | | | 152 | CUT | |
| 1973 | 74 | 75 | | | 149 | CUT | |
| | | | | | | **Total** | |

**Olson, John (77.00)**

| Year | 1st | 2nd | 3rd | 4th | Total | Finish | Money |
|---|---|---|---|---|---|---|---|
| 1958 | 74 | 80 | | | 154 | CUT | |
| | | | | | | **Total** | |

**Olson, Leif (69.50)**

| Year | 1st | 2nd | 3rd | 4th | Total | Finish | Money |
|---|---|---|---|---|---|---|---|
| 2009 | 73 | 66 | | | 139 | CUT | |
| | | | | | | **Total** | |

**Oosterhuis, Peter (72.76)**

| Year | 1st | 2nd | 3rd | 4th | Total | Finish | Money |
|---|---|---|---|---|---|---|---|
| 1975 | 76 | 73 | 71 | 71 | 291 | T32 | $1,195.00 |
| 1976 | 72 | 71 | 70 | 68 | 281 | T40 | 851.00 |
| 1977 | 71 | 74 | | | 145 | W/D | |
| 1978 | 74 | 69 | 74 | 73 | 290 | T36 | 1,236.00 |
| 1979 | 77 | 78 | | | 155 | CUT | |
| 1980 | 70 | 75 | 70 | 71 | 286 | T17 | 3,625.00 |
| 1981 | 75 | 72 | 74 | 73 | 294 | T45 | 825.75 |
| 1982 | 67 | 74 | 73 | 79 | 293 | T15 | 5,100.00 |
| 1983 | 73 | 73 | 66 | 72 | 284 | T7 | 12,466.67 |
| 1984 | 74 | 73 | 74 | 74 | 295 | T56 | 888.00 |
| 1985 | 77 | 71 | 73 | 73 | 294 | T28 | 2,780.00 |
| 1986 | 73 | 75 | | | 148 | CUT | |
| | | | | | | **Total** | **$28,967.42** |

**Oppenheim, Rob (68.92)**

| Year | 1st | 2nd | 3rd | 4th | Total | Finish | Money |
|---|---|---|---|---|---|---|---|
| 2016 | 70 | 68 | | | 138 | CUT | |
| 2018 | 70 | 75 | | | 145 | CUT | |
| 2020 | 66 | 66 | 62 | 72 | 266 | T15 | $104,000.00 |
| 2021 | 66 | 71 | 69 | 72 | 278 | T62 | 14,016.00 |
| | | | | | | **Total** | **$118,016.00** |

**Oppermann, Steve (74.00)**

| Year | 1st | 2nd | 3rd | 4th | Total | Finish | Money |
|---|---|---|---|---|---|---|---|
| 1966 | 71 | 71 | 78 | 74 | 294 | T58 | |
| 1968 | 74 | 76 | | | 150 | CUT | |
| | | | | | | **Total** | |

**Ortiz, Carlos (68.42)**

| Year | 1st | 2nd | 3rd | 4th | Total | Finish | Money |
|---|---|---|---|---|---|---|---|
| 2015 | 68 | 70 | | | 138 | CUT | |
| 2016 | 69 | 67 | 73 | 64 | 272 | T42 | $20,160.00 |
| 2019 | 69 | 64 | 66 | 71 | 270 | T39 | 22,940.00 |
| 2020 | 72 | 69 | | | 141 | CUT | |
| | | | | | | **Total** | **$43,100.00** |

**Overton, James (80.79)**

| Year | 1st | 2nd | 3rd | 4th | Total | Finish | Money |
|---|---|---|---|---|---|---|---|
| 1954 | 84 | 80 | 84 | 83 | 331 | T70 | |
| 1955 | 76 | 74 | 84 | 84 | 318 | 69 | |
| 1956 | 78 | 77 | 78 | 77 | 310 | T66 | |
| 1961 | 91 | 81 | | | 172 | CUT | |
| | | | | | | **Total** | |

**Overton, Jeff (68.77)**

| Year | 1st | 2nd | 3rd | 4th | Total | Finish | Money |
|---|---|---|---|---|---|---|---|
| 2006 | 71 | 73 | | | 144 | CUT | |
| 2007 | 65 | 67 | 66 | 70 | 268 | T2 | $373,333.33 |
| 2008 | 71 | 69 | | | 140 | CUT | |
| 2012 | 69 | 69 | 67 | 69 | 274 | T37 | 21,320.00 |
| 2013 | 68 | 71 | 72 | 65 | 276 | T29 | 32,263.75 |
| 2014 | 70 | 67 | 67 | 68 | 272 | T32 | 29,326.67 |
| 2015 | 68 | 71 | | | 139 | CUT | |
| | | | | | | **Total** | **$456,243.75** |

**Own, Greg (69.25)**

| Year | 1st | 2nd | 3rd | 4th | Total | Finish | Money |
|---|---|---|---|---|---|---|---|
| 2005 | 75 | 71 | | | 146 | CUT | |
| 2006 | 68 | 69 | 73 | 68 | 278 | T12 | $92,142.86 |
| 2007 | 68 | 72 | | | 140 | CUT | |
| 2009 | 68 | 70 | 66 | 68 | 272 | T32 | 24,820.00 |
| 2010 | 69 | 67 | 65 | 70 | 271 | T53 | 11,433.27 |
| 2012 | 72 | 68 | | | 140 | CUT | |
| 2013 | 68 | 69 | 75 | 68 | 280 | T60 | 11,448.00 |
| 2016 | 67 | 69 | 68 | 68 | 272 | T42 | 20,160.00 |
| 2017 | 68 | 72 | | | 140 | CUT | |
| | | | | | | **Total** | **$160,004.13** |

**Owen, Jim (75.75)**

| Year | 1st | 2nd | 3rd | 4th | Total | Finish | Money |
|---|---|---|---|---|---|---|---|
| 1966 | 76 | 71 | 76 | 80 | 303 | 68 | |
| | | | | | | **Total** | |

**Owens, Charles (74.50)**

| Year | 1st | 2nd | 3rd | 4th | Total | Finish | Money |
|---|---|---|---|---|---|---|---|
| 1973 | 74 | 75 | | | 149 | CUT | |
| | | | | | | **Total** | |

**Owens, Clarence (75.50)**

| Year | 1st | 2nd | 3rd | 4th | Total | Finish | Money |
|---|---|---|---|---|---|---|---|
| 1949 | 73 | 74 | 76 | 79 | 302 | 40 | |
| | | | | | | **Total** | |

**Ozaki, Naomichi (71.80)**

| Year | 1st | 2nd | 3rd | 4th | Total | Finish | Money |
|---|---|---|---|---|---|---|---|
| 1996 | 68 | 77 | 74 | 71 | 290 | T58 | $3,960.00 |
| 1997 | 68 | 71 | 68 | 76 | 283 | T25 | 15,152.50 |
| 2001 | 75 | 70 | | | 145 | CUT | |
| | | | | | | **Total** | **$19,112.50** |

**Ozaki, Masashi Jumbo (74.50)**

| Year | 1st | 2nd | 3rd | 4th | Total | Finish | Money |
|---|---|---|---|---|---|---|---|
| 1988 | 77 | 72 | | | 149 | CUT | |
| | | | | | | **Total** | |

**Pace, Roy (71.63)**

| Year | 1st | 2nd | 3rd | 4th | Total | Finish | Money |
|---|---|---|---|---|---|---|---|
| 1966 | 69 | 74 | 73 | 74 | 290 | T48 | $210.00 |
| 1970 | 72 | 70 | 74 | 71 | 287 | T52 | 300.00 |
| 1971 | 71 | 72 | 71 | 67 | 281 | T18 | 1,941.80 |
| 1973 | 72 | 69 | 72 | 68 | 281 | T50 | 498.66 |
| 1974 | 69 | 72 | 72 | 69 | 282 | T35 | 1,063.10 |
| 1975 | 76 | 72 | 72 | 78 | 298 | T63 | 395.00 |
| | | | | | | **Total** | **$4,408.56** |

**Paddock, Harold (75.25)**

| Year | 1st | 2nd | 3rd | 4th | Total | Finish | Money |
|---|---|---|---|---|---|---|---|
| 1951 | 77 | 77 | 75 | 77 | 306 | T43 | |
| 1953 | 72 | 71 | 76 | 75 | 294 | T43 | |
| 1955 | 79 | 72 | 76 | 76 | 303 | T59 | |
| | | | | | | **Total** | |

**Padgett, Don (71.00)**

| Year | 1st | 2nd | 3rd | 4th | Total | Finish | Money |
|---|---|---|---|---|---|---|---|
| 1974 | 71 | 70 | 74 | 69 | 284 | T42 | $707.82 |
| | | | | | | **Total** | **$707.82** |

**Painter, Anthony (72.50)**

| Year | 1st | 2nd | 3rd | 4th | Total | Finish | Money |
|---|---|---|---|---|---|---|---|
| 2003 | 67 | 75 | 74 | 74 | 290 | T78 | $8,190.00 |
| | | | | | | **Total** | **$8,190.00** |

**Page, Carter (69.00)**

| Year | 1st | 2nd | 3rd | 4th | Total | Finish | Money |
|---|---|---|---|---|---|---|---|
| 2019 | 70 | 68 | | | 138 | CUT | |
| | | | | | | **Total** | |

**Palmer, Arnold (70.31)**

| Year | 1st | 2nd | 3rd | 4th | Total | Finish | Money |
|---|---|---|---|---|---|---|---|
| 1955 | 72 | 75 | 71 | 73 | 291 | T33 | |
| 1957 | 74 | 72 | 73 | | 219 | W/D | |
| 1962 | 71 | 76 | 68 | 69 | 284 | T5 | $1,600.00 |
| 1964 | 70 | 75 | 70 | 71 | 286 | T13 | 845.00 |
| 1965 | 72 | 74 | 70 | 67 | 283 | T14 | 1,450.00 |
| 1966 | 71 | 71 | 68 | 69 | 279 | T6 | 3,433.33 |
| 1967 | 69 | 68 | 68 | 66 | 271 | 3 | 9,375.00 |
| 1968 | 69 | 71 | 66 | 67 | 273 | T5 | 5,270.83 |
| 1970 | 64 | 67 | 74 | 71 | 276 | T5 | 6,540.00 |
| 1972 | 69 | 66 | 68 | 70 | 273 | T3 | 9,750.00 |
| 1973 | 69 | 68 | 70 | 69 | 276 | T18 | 2,092.37 |
| 1974 | 74 | 72 | | | 146 | CUT | |
| 1975 | 77 | 73 | 72 | 66 | 288 | T20 | 2,305.00 |
| | | | | | | **Total** | **$42,661.53** |

**Palmer, Johnny (71.73)**

| Year | 1st | 2nd | 3rd | 4th | Total | Finish | Money |
|---|---|---|---|---|---|---|---|
| 1941 | 144 | 72 | 74 | | 290 | T11 | $123.33 |
| 1946 | | | | | 288 | T18 | |
| 1947 | | | | | 289 | T3 | 1,200.00 |
| 1948 | 70 | 72 | 69 | 71 | 282 | 4 | 800.00 |
| 1949 | 67 | 71 | 72 | 70 | 280 | T7 | 560.00 |
| 1950 | 70 | 70 | 76 | 65 | 281 | 4 | 800.00 |
| 1951 | 74 | 75 | 70 | 74 | 293 | T13 | 182.00 |
| 1952 | 71 | 72 | 73 | 70 | 286 | T18 | 115.00 |
| 1953 | 74 | 70 | 72 | 73 | 289 | T25 | |
| 1954 | 77 | 69 | 72 | 73 | 291 | T12 | 210.00 |
| 1955 | 73 | 75 | 70 | 69 | 287 | T25 | 25.00 |
| | | | | | | **Total** | **$4,015.33** |

**Palmer, Ray (78.75)**

| Year | 1st | 2nd | 3rd | 4th | Total | Finish | Money |
|---|---|---|---|---|---|---|---|
| 1954 | 76 | 79 | 78 | 82 | 315 | T64 | |
| | | | | | | **Total** | |

**Palmer, Ryan (70.94)**

| Year | 1st | 2nd | 3rd | 4th | Total | Finish | Money |
|---|---|---|---|---|---|---|---|
| 2004 | 71 | 80 | | | 151 | CUT | |
| 2006 | 71 | 65 | 73 | 67 | 276 | 5 | $200,000.00 |
| 2007 | 68 | 70 | 70 | 68 | 276 | T33 | 27,625.00 |
| 2008 | 73 | 72 | | | 145 | CUT | |
| 2017 | 72 | 71 | | | 143 | CUT | |
| 2023 | 74 | 70 | | | 144 | CUT | |
| | | | | | | **Total** | **$227,625.00** |

**Palmer, Wallace (77.25)**

| Year | 1st | 2nd | 3rd | 4th | Total | Finish | Money |
|---|---|---|---|---|---|---|---|
| 1954 | 73 | 74 | 80 | 82 | 309 | 60 | |
| | | | | | | **Total** | |

**Pampling, Rod (69.79)**

| Year | 1st | 2nd | 3rd | 4th | Total | Finish | Money |
|---|---|---|---|---|---|---|---|
| 2002 | 72 | 73 | | | 145 | CUT | |
| 2004 | 69 | 71 | 70 | 68 | 278 | T16 | $73,600.00 |
| 2009 | 69 | 65 | 68 | 71 | 273 | T44 | 14,218.80 |
| 2010 | 73 | 70 | | | 143 | CUT | |
| 2011 | 68 | 69 | 66 | 69 | 272 | T30 | 28,964.00 |
| 2012 | 68 | 66 | 70 | 68 | 272 | T28 | 36,920.00 |
| 2013 | 74 | 73 | | | 147 | CUT | |
| 2016 | 69 | 71 | | | 140 | CUT | |
| 2018 | 73 | 70 | | | 143 | CUT | |
| 2019 | 70 | 71 | | | 141 | CUT | |
| | | | | | | **Total** | **$153,702.80** |

**Pan, C.T. (68.61)**

| Year | 1st | 2nd | 3rd | 4th | Total | Finish | Money |
|---|---|---|---|---|---|---|---|
| 2017 | 67 | 70 | 69 | 70 | 276 | 63 | $12,412.00 |
| 2018 | 65 | 64 | 67 | 66 | 262 | T2 | 528,000.00 |
| 2020 | 68 | 64 | 76 | 69 | 277 | T69 | 13,120.00 |
| 2021 | 68 | 69 | 66 | 67 | 270 | T29 | 41,013.33 |
| 2022 | 68 | 70 | 75 | | | WD | |
| 2023 | 70 | 68 | 68 | 74 | 280 | T64 | 16,340.00 |
| | | | | | | **Total** | **$610,885.33** |

**Panasik, Bob (77.50)**

| Year | 1st | 2nd | 3rd | 4th | Total | Finish | Money |
|---|---|---|---|---|---|---|---|
| 1965 | 77 | 78 | | | 155 | CUT | |
| | | | | | | **Total** | |

**Pancratz, Bobby (73.00)**

| Year | 1st | 2nd | 3rd | 4th | Total | Finish | Money |
|---|---|---|---|---|---|---|---|
| 1986 | 71 | 75 | | | 146 | CUT | |
| | | | | | | **Total** | |

**Paolini, Brinson (69.25)**

| Year | 1st | 2nd | 3rd | 4th | Total | Finish | Money |
|---|---|---|---|---|---|---|---|
| 2020 | 71 | 66 | 66 | 74 | 277 | T69 | $13,120.00 |
| | | | | | | **Total** | **$13,120.00** |

**Pappas, Brenden (70.06)**

| Year | 1st | 2nd | 3rd | 4th | Total | Finish | Money |
|---|---|---|---|---|---|---|---|
| 2002 | 74 | 71 | | | 145 | CUT | |
| 2003 | 71 | 68 | 70 | 66 | 275 | T5 | $142,392.86 |
| 2004 | 66 | 71 | 76 | 71 | 284 | T46 | 13,468.80 |
| 2008 | 69 | 67 | 69 | 70 | 275 | T53 | 11,773.71 |
| 2010 | 74 | 68 | | | 142 | CUT | |
| | | | | | | **Total** | **$167,635.37** |

**Pappas, Deane (72.29)**

| Year | 1st | 2nd | 3rd | 4th | Total | Finish | Money |
|---|---|---|---|---|---|---|---|
| 1999 | 72 | 71 | 75 | 72 | 290 | T57 | $5,746.00 |
| 2002 | 80 | 74 | | | 154 | CUT | |
| 2003 | 73 | 70 | 67 | 75 | 285 | T61 | 9,495.00 |
| 2004 | 70 | 70 | 70 | 73 | 283 | T35 | 20,825.45 |
| | | | | | | **Total** | **$36,066.45** |

**Park, Jin (69.00)**

| Year | 1st | 2nd | 3rd | 4th | Total | Finish | Money |
|---|---|---|---|---|---|---|---|
| 2008 | 69 | 71 | | | 140 | CUT | |
| 2013 | 67 | 69 | 70 | 68 | 274 | T20 | $57,416.66 |
| | | | | | | **Total** | **$57,416.66** |

**Park, S.J. (72.50)**

| Year | 1st | 2nd | 3rd | 4th | Total | Finish | Money |
|---|---|---|---|---|---|---|---|
| 2015 | 71 | 74 | | | 145 | CUT | |
| | | | | | | **Total** | |

**Parker, Bill (76.00)**

| Year | 1st | 2nd | 3rd | 4th | Total | Finish | Money |
|---|---|---|---|---|---|---|---|
| 1958 | 76 | 76 | | | 152 | CUT | |
| | | | | | | **Total** | |

**Parker, Roger (77.00)**

| Year | 1st | 2nd | 3rd | 4th | Total | Finish | Money |
|---|---|---|---|---|---|---|---|
| 1977 | 78 | 76 | | | 154 | CUT | |
| | | | | | | **Total** | |

**Parker, Ronnie (83.67)**

| Year | 1st | 2nd | 3rd | 4th | Total | Finish | Money |
|---|---|---|---|---|---|---|---|
| 1979 | 79 | 86 | | | 165 | CUT | |
| 1982 | 86 | | | | 86 | W/D | |
| | | | | | | **Total** | |

**Parks, Sam (72.50)**

| Year | 1st | 2nd | 3rd | 4th | Total | Finish | Money |
|---|---|---|---|---|---|---|---|
| 1941 | 149 | 73 | 70 | | 292 | T16 | |
| 1942 | 150 | 70 | 68 | | 288 | 17 | $75.00 |
| | | | | | | **Total** | **$75.00** |

**Parnevik, Jesper (70.12)**

| Year | 1st | 2nd | 3rd | 4th | Total | Finish | Money |
|---|---|---|---|---|---|---|---|
| 1994 | 76 | 75 | | | 151 | CUT | |
| 1995 | 70 | 68 | 68 | 72 | 278 | 6 | $54,000.00 |
| 1997 | 72 | 70 | 71 | 73 | 286 | T41 | 7,220.00 |
| 1999 | 65 | 63 | 67 | 70 | 265 | 1 | 468,000.00 |
| 2000 | 69 | 69 | 74 | 70 | 282 | T8 | 81,000.00 |
| 2003 | 70 | 72 | 72 | 65 | 279 | T22 | 39,487.50 |
| 2004 | 72 | 68 | 69 | 73 | 282 | T27 | 31,970.00 |
| | | | | | | **Total** | **$681,677.50** |

**Parry, Craig (71.67)**

| Year | 1st | 2nd | 3rd | 4th | Total | Finish | Money |
|---|---|---|---|---|---|---|---|
| 1992 | 73 | 69 | 68 | 69 | 279 | T3 | $53,437.50 |
| 1993 | 71 | 72 | 74 | 72 | 289 | T33 | 7,925.00 |
| 1994 | 69 | 71 | 75 | 72 | 287 | T33 | 8,287.50 |
| 1995 | 72 | 75 | | | 147 | CUT | |
| 1996 | 72 | 72 | 70 | 71 | 285 | T23 | 13,507.50 |
| 1998 | 69 | 75 | | | 144 | CUT | |
| 2004 | 69 | 69 | 75 | 76 | 289 | 67 | 9,568.00 |
| | | | | | | **Total** | **$92,725.50** |

**Parson, Don (73.00)**

| Year | 1st | 2nd | 3rd | 4th | Total | Finish | Money |
|---|---|---|---|---|---|---|---|
| 1970 | 75 | 71 | | | 146 | CUT | |
| | | | | | | **Total** | |

**Parsons, Lucas (75.00)**

| Year | 1st | 2nd | 3rd | 4th | Total | Finish | Money |
|---|---|---|---|---|---|---|---|
| 1996 | 79 | 71 | | | 150 | CUT | |
| | | | | | | **Total** | |

**Pate, Jerry (71.78)**

| Year | 1st | 2nd | 3rd | 4th | Total | Finish | Money |
|---|---|---|---|---|---|---|---|
| 1976 | 71 | 72 | 68 | 71 | 282 | T47 | $605.00 |
| 1980 | 70 | 74 | 70 | 67 | 281 | T2 | 16,500.00 |
| 1981 | 74 | 74 | 72 | 70 | 290 | T19 | 3,765.00 |
| 1994 | 73 | 74 | | | 147 | CUT | |
| 1995 | 74 | 68 | 73 | 77 | 292 | T65 | 3,075.00 |
| | | | | | | **Total** | **$23,945.00** |

**Pate, Steve (72.82)**

| Year | 1st | 2nd | 3rd | 4th | Total | Finish | Money |
|---|---|---|---|---|---|---|---|
| 1985 | 78 | 75 | | | 153 | CUT | |
| 1986 | 71 | 72 | 72 | 72 | 287 | T28 | $3,400.00 |
| 1988 | 73 | 70 | 70 | 70 | 283 | T15 | 17,000.00 |
| 1990 | 74 | 74 | | | 148 | CUT | |
| 1993 | 77 | 72 | | | 149 | CUT | |
| 1994 | 73 | 72 | 76 | 69 | 290 | T56 | 3,330.00 |
| 1995 | 74 | 74 | | | 148 | CUT | |
| 1997 | 72 | 75 | | | 147 | CUT | |
| 1998 | 73 | 73 | | | 146 | CUT | |
| 2000 | 70 | 71 | 74 | 74 | 289 | T42 | 10,800.00 |
| 2002 | 71 | 80 | | | 151 | CUT | |
| 2004 | 69 | 70 | 75 | 71 | 285 | T51 | 11,009.33 |
| | | | | | | **Total** | **$45,539.33** |

**Patton, Billy (72.50)**

| Year | 1st | 2nd | 3rd | 4th | Total | Finish | Money |
|---|---|---|---|---|---|---|---|
| 1953 | 74 | 72 | 75 | 69 | 290 | T28 | |
| | | | | | | **Total** | |

**Paul, Yannick (68.24)**

| Year | 1st | 2nd | 3rd | 4th | Total | Finish | Money |
|---|---|---|---|---|---|---|---|
| 2022 | 71 | 66 | 67 | 69 | 273 | T36 | $30,328.18 |
| | | | | | | **Total** | **$30,328.18** |

**Pauley, Don (76.00)**

| Year | 1st | 2nd | 3rd | 4th | Total | Finish | Money |
|---|---|---|---|---|---|---|---|
| 1958 | 76 | | | | 76 | W/D | |
| | | | | | | **Total** | |

**Paulson, Carl (72.11)**

| Year | 1st | 2nd | 3rd | 4th | Total | Finish | Money |
|---|---|---|---|---|---|---|---|
| 1996 | 79 | 79 | | | 158 | CUT | |
| 2000 | 72 | 72 | 73 | 72 | 289 | T42 | $10,800.00 |
| 2001 | 72 | 75 | | | 147 | CUT | |
| 2002 | 68 | 70 | 73 | 68 | 279 | T5 | 144,400.00 |
| 2003 | 68 | 70 | 72 | 71 | 281 | T37 | 18,450.00 |
| 2011 | 71 | 73 | | | 144 | CUT | |
| | | | | | | **Total** | **$173,650.00** |

**Paulson, Dennis (72.25)**

| Year | 1st | 2nd | 3rd | 4th | Total | Finish | Money |
|---|---|---|---|---|---|---|---|
| 1994 | 75 | 73 | | | 148 | CUT | |
| 1995 | 71 | 75 | | | 146 | CUT | |
| 1999 | 69 | 69 | 75 | 72 | 285 | T37 | $12,220.00 |
| 2000 | 75 | 68 | 75 | 75 | 293 | T62 | 6,390.00 |
| 2002 | 73 | 68 | 70 | 73 | 284 | T23 | 32,028.57 |
| | | | | | | **Total** | **$50,638.57** |

**Pavella, Mike (76.29)**

| Year | 1st | 2nd | 3rd | 4th | Total | Finish | Money |
|---|---|---|---|---|---|---|---|
| 1948 | 73 | 76 | 76 | 80 | 305 | 51 | |
| 1949 | 74 | 76 | 79 | | 229 | W/D | |
| | | | | | | **Total** | |

**Pavin, Corey (71.80)**

| Year | 1st | 2nd | 3rd | 4th | Total | Finish | Money |
|---|---|---|---|---|---|---|---|
| 1983 | 73 | 72 | 73 | 71 | 289 | T19 | $4,208.89 |
| 1984 | 70 | 76 | 70 | 74 | 290 | T30 | 2,484.00 |
| 1985 | 75 | 70 | 71 | 71 | 287 | 4 | 19,200.00 |
| 1986 | 76 | 71 | | | 147 | CUT | |
| 1987 | 74 | 79 | | | 153 | CUT | |
| 1989 | 76 | 72 | 72 | 74 | 294 | T59 | 2,190.00 |
| 1996 | 73 | 72 | 70 | 69 | 284 | T16 | 25,251.43 |
| 2003 | 69 | 73 | 66 | 72 | 280 | T30 | 26,742.86 |
| 2004 | 70 | 69 | 72 | 72 | 283 | T35 | 20,825.45 |
| 2005 | 72 | 69 | 75 | 72 | 288 | T74 | 9,550.00 |
| 2006 | 75 | 77 | | | 152 | CUT | |
| 2008 | 68 | 72 | | | 140 | CUT | |
| 2009 | 69 | 68 | 66 | 69 | 272 | T32 | 24,820.00 |
| | | | | | | **Total** | **$135,272.63** |

**Payne, Bob (72.33)**

| Year | 1st | 2nd | 3rd | 4th | Total | Finish | Money |
|---|---|---|---|---|---|---|---|
| 1970 | 77 | 75 | | | 152 | CUT | |
| 1972 | 68 | 68 | 73 | 74 | 283 | T46 | $430.44 |
| 1973 | 72 | 73 | | | 145 | CUT | |
| 1976 | 67 | 70 | 73 | 74 | 284 | T56 | 465.75 |
| 1977 | 77 | 75 | | | 152 | CUT | |
| 1978 | 72 | 72 | 73 | 69 | 286 | T14 | 3,840.00 |
| | | | | | | **Total** | **$4,736.19** |

**Payne, Jim (82.50)**

| Year | 1st | 2nd | 3rd | 4th | Total | Finish | Money |
|---|---|---|---|---|---|---|---|
| 1957 | 79 | 79 | | | 158 | CUT | |
| 1958 | 90 | 82 | | | 172 | CUT | |
| | | | | | | **Total** | |

**Payton, George (74.75)**

| Year | 1st | 2nd | 3rd | 4th | Total | Finish | Money |
|---|---|---|---|---|---|---|---|
| 1945 | | | | | 299 | 15 | $106.00 |
| | | | | | | **Total** | **$106.00** |

**Pearce, Eddie (73.70)**

| Year | 1st | 2nd | 3rd | 4th | Total | Finish | Money |
|---|---|---|---|---|---|---|---|
| 1971 | 70 | 72 | 69 | 71 | 282 | T28 | |
| 1975 | 76 | 74 | 72 | 72 | 294 | T44 | $720.00 |
| 1976 | 71 | 68 | 70 | 65 | 274 | T6 | 7,475.00 |
| 1977 | 81 | 77 | | | 158 | CUT | |
| 1978 | 73 | 75 | | | 148 | CUT | |
| 1979 | 73 | 76 | 71 | 76 | 296 | T51 | 585.00 |
| 1980 | 75 | 79 | | | 154 | CUT | |
| 1981 | 75 | 72 | 75 | 77 | 299 | T67 | 609.00 |
| 1993 | 85 | | | | 85 | W/D | |
| | | | | | | **Total** | **$9,389.00** |

**Pearson, Rick (74.25)**

| Year | 1st | 2nd | 3rd | 4th | Total | Finish | Money |
|---|---|---|---|---|---|---|---|
| 1982 | 74 | 73 | | | 147 | CUT | |
| 1989 | 75 | 75 | | | 150 | CUT | |
| | | | | | | **Total** | |

**Peck, Cameron (71.00)**

| Year | 1st | 2nd | 3rd | 4th | Total | Finish | Money |
|---|---|---|---|---|---|---|---|
| 2008 | 71 | 71 | | | 142 | CUT | |
| | | | | | | **Total** | |

**Peck, Mike (77.25)**

| Year | 1st | 2nd | 3rd | 4th | Total | Finish | Money |
|---|---|---|---|---|---|---|---|
| 1980 | 74 | 79 | | | 153 | CUT | |
| 1983 | 78 | 78 | | | 156 | CUT | |
| | | | | | | **Total** | |

**Pedigo, Roger (82.50)**

| Year | 1st | 2nd | 3rd | 4th | Total | Finish | Money |
|---|---|---|---|---|---|---|---|
| 1960 | 84 | 81 | | | 165 | CUT | |
| | | | | | | **Total** | |

**Peege, Dave (74.50)**

| Year | 1st | 2nd | 3rd | 4th | Total | Finish | Money |
|---|---|---|---|---|---|---|---|
| 1992 | 79 | 75 | | | 154 | CUT | |
| 1993 | 71 | 72 | 76 | 74 | 293 | T61 | $3,195.00 |
| | | | | | | **Total** | **$3,195.00** |

**Peeples, Glenn (77.50)**

| Year | 1st | 2nd | 3rd | 4th | Total | Finish | Money |
|---|---|---|---|---|---|---|---|
| 1957 | 79 | 76 | | | 155 | CUT | |
| | | | | | | **Total** | |

**Peete, Calvin (74.18)**

| Year | 1st | 2nd | 3rd | 4th | Total | Finish | Money |
|---|---|---|---|---|---|---|---|
| 1976 | 74 | 74 | | | 148 | CUT | |
| 1977 | 74 | 74 | | | 148 | CUT | |
| 1978 | 77 | 68 | 71 | 76 | 292 | T51 | $576.00 |
| 1979 | 74 | | | | 74 | W/D | |
| 1981 | 72 | 74 | 71 | 77 | 294 | T45 | 825.75 |
| 1984 | 74 | 77 | | | 151 | CUT | |
| 1990 | 76 | 78 | | | 154 | W/D | |
| | | | | | | **Total** | **$1,401.75** |

**Penecale, Sam (75.25)**

| Year | 1st | 2nd | 3rd | 4th | Total | Finish | Money |
|---|---|---|---|---|---|---|---|
| 1954 | 73 | 77 | 77 | 74 | 301 | T43 | |
| | | | | | | **Total** | |

**Pendrith, Taylor (67.50)**

| Year | 1st | 2nd | 3rd | 4th | Total | Finish | Money |
|---|---|---|---|---|---|---|---|
| 2022 | 71 | 67 | 65 | 67 | 270 | T13 | $123,187.50 |
| 2023 | 74 | 73 | | | 147 | CUT | |
| | | | | | | **Total** | **$123,187.50** |

**Penna, Toney (73.06)**

| Year | 1st | 2nd | 3rd | 4th | Total | Finish | Money |
|---|---|---|---|---|---|---|---|
| 1945 | | | | | 295 | 12 | $160.00 |
| 1946 | | | | | 288 | T18 | 50.00 |
| 1948 | 72 | 75 | 73 | 69 | 289 | T14 | 180.00 |
| 1951 | 71 | 78 | 73 | 75 | 297 | T27 | |
| | | | | | | **Total** | **$390.00** |

**Peoples, David (72.40)**

| Year | 1st | 2nd | 3rd | 4th | Total | Finish | Money |
|---|---|---|---|---|---|---|---|
| 1983 | 77 | 75 | | | 152 | CUT | |
| 1984 | 70 | 71 | 71 | 74 | 286 | T8 | $10,800.00 |
| 1986 | 72 | 73 | 74 | 74 | 293 | T65 | 1,035.00 |
| 1987 | 77 | | | | 77 | W/D | |
| 1988 | 74 | 73 | | | 147 | CUT | |
| 1990 | 75 | 73 | | | 148 | CUT | |
| 1991 | 69 | 72 | 72 | 76 | 289 | T65 | 2,612.50 |
| 1992 | 70 | 69 | 73 | 75 | 287 | T41 | 4,375.00 |
| 1994 | 67 | 75 | 74 | 73 | 289 | T44 | 4,062.50 |
| 1995 | 68 | 72 | 77 | 72 | 289 | 55 | 3,450.00 |
| 1996 | 77 | 73 | | | 150 | CUT | |
| 2000 | 70 | 69 | 78 | 71 | 288 | T34 | 14,512.50 |
| 2001 | 70 | 72 | 70 | 67 | 279 | T19 | 42,420.00 |
| 2002 | 70 | 70 | 73 | 71 | 284 | T23 | 32,028.57 |
| | | | | | | **Total** | **$115,296.07** |

**Percy, Cameron (68.45)**

| Year | 1st | 2nd | 3rd | 4th | Total | Finish | Money |
|---|---|---|---|---|---|---|---|
| 2010 | 68 | 70 | | | 138 | CUT | |
| 2011 | 68 | 70 | | | 138 | CUT | |
| 2013 | 68 | 68 | 74 | 70 | 280 | T60 | $11,448.00 |
| 2015 | 65 | 66 | 67 | 74 | 272 | T38 | 23,220.00 |
| 2016 | 71 | 64 | 66 | 70 | 271 | T33 | 27,751.11 |
| 2017 | 75 | 65 | | | 140 | CUT | |
| 2018 | 67 | 67 | 70 | 65 | 269 | T33 | 33,900.00 |
| 2020 | 71 | | | | | WD | |
| 2021 | 67 | 67 | 68 | 70 | 272 | T37 | 26,560.00 |
| 2022 | 65 | 70 | 68 | 66 | 269 | T8 | 198,925.00 |
| 2023 | 69 | 70 | | | 139 | CUT | |
| | | | | | | **Total** | **$321,804.11** |

**Pereira, Milo (70.00)**

| Year | 1st | 2nd | 3rd | 4th | Total | Finish | Money |
|---|---|---|---|---|---|---|---|
| 2021 | 73 | 67 | | | 140 | CUT | |
| | | | | | | **Total** | |

**Perez, Pat (70.07)**

| Year | 1st | 2nd | 3rd | 4th | Total | Finish | Money |
|---|---|---|---|---|---|---|---|
| 2002 | 71 | 75 | | | 146 | CUT | |
| 2003 | 72 | 71 | 72 | 71 | 286 | T69 | $9,000.00 |
| 2011 | 68 | 69 | 68 | 65 | 270 | T17 | 65,780.00 |
| 2013 | 72 | 71 | | | 143 | CUT | |
| 2019 | 70 | 67 | | | 137 | CUT | |
| 2020 | 69 | | | | | WD | |
| | | | | | | **Total** | **$74,780.00** |

**Perkins, Travis (70.00)**

| Year | 1st | 2nd | 3rd | 4th | Total | Finish | Money |
|---|---|---|---|---|---|---|---|
| 2008 | 71 | 69 | | | 140 | CUT | |
| | | | | | | **Total** | |

**Perks, Craig (76.00)**

| Year | 1st | 2nd | 3rd | 4th | Total | Finish | Money |
|---|---|---|---|---|---|---|---|
| 2000 | 78 | 75 | | | 153 | CUT | |
| 2001 | 69 | 74 | | | 143 | CUT | |
| 2005 | 76 | 76 | | | 152 | CUT | |
| 2007 | 80 | 80 | | | 160 | CUT | |
| | | | | | | **Total** | |

**Pernice Jr., Tom (71.13)**

| Year | 1st | 2nd | 3rd | 4th | Total | Finish | Money |
|---|---|---|---|---|---|---|---|
| 1986 | 75 | 77 | | | 152 | CUT | |
| 1987 | 76 | 77 | | | 153 | CUT | |
| 1988 | 74 | 74 | | | 148 | CUT | |
| 1997 | 74 | 75 | | | 149 | CUT | |
| 1998 | 72 | 76 | | | 148 | CUT | |
| 1999 | 73 | 72 | | | 145 | CUT | |
| 2003 | 69 | 72 | 69 | 71 | 281 | T37 | $18,450.00 |
| 2004 | 66 | 68 | 73 | 69 | 276 | 7 | 154,100.00 |
| 2005 | 72 | 69 | 71 | 74 | 286 | T68 | 10,000.00 |
| 2008 | 68 | 66 | 69 | 66 | 269 | T26 | 40,672.50 |
| 2009 | 68 | 68 | 69 | 70 | 275 | T57 | 11,271.00 |
| 2010 | 68 | 70 | | | 138 | CUT | |
| 2011 | 74 | 69 | | | 143 | CUT | |
| 2012 | 70 | 68 | 74 | 70 | 282 | T66 | 10,660.00 |
| | | | | | | **Total** | **$245,153.50** |

**Pero, Mike (75.50)**

| Year | 1st | 2nd | 3rd | 4th | Total | Finish | Money |
|---|---|---|---|---|---|---|---|
| 1992 | 76 | 75 | | | 151 | CUT | |
| | | | | | | **Total** | |

**Perry, Chris (72.48)**

| Year | 1st | 2nd | 3rd | 4th | Total | Finish | Money |
|---|---|---|---|---|---|---|---|
| 1985 | 78 | 73 | | | 151 | CUT | |
| 1986 | 74 | 75 | | | 149 | CUT | |
| 1987 | 74 | 75 | 73 | 68 | 290 | T14 | $11,100.00 |
| 1988 | 73 | 71 | 72 | 74 | 290 | T57 | 2,210.00 |
| 1989 | 75 | 73 | 75 | 73 | 296 | T68 | 2,000.00 |
| 1990 | 73 | 78 | | | 151 | CUT | |
| 1991 | 68 | 71 | 75 | 69 | 283 | T25 | 7,891.67 |
| 1992 | 75 | 73 | | | 148 | CUT | |
| 1995 | 73 | 69 | 70 | 72 | 284 | T29 | 9,332.15 |
| 1996 | 76 | 72 | | | 148 | CUT | |
| 1997 | 76 | 72 | | | 148 | CUT | |
| 1998 | 66 | 75 | 68 | 77 | 286 | T38 | 9,680.00 |
| 1999 | 69 | 71 | 73 | 70 | 283 | T25 | 19,846.67 |
| 2000 | 71 | 71 | 69 | 70 | 281 | T5 | 109,500.00 |
| 2001 | 77 | 69 | | | 146 | CUT | |
| | | | | | | **Total** | **$171,560.49** |

**Perry, Kenny (71.52)**

| Year | 1st | 2nd | 3rd | 4th | Total | Finish | Money |
|---|---|---|---|---|---|---|---|
| 1987 | 72 | 76 | 76 | 73 | 297 | T54 | $1,350.00 |
| 1988 | 71 | 70 | 70 | 70 | 281 | T6 | 32,375.00 |
| 1989 | 70 | 70 | 72 | 72 | 284 | T8 | 30,000.00 |
| 1990 | 72 | 72 | 72 | 72 | 288 | T19 | 12,409.09 |
| 1991 | 73 | 70 | 71 | 67 | 281 | T17 | 17,500.00 |
| 1992 | 67 | 74 | 74 | 68 | 283 | T20 | 13,035.72 |
| 1993 | 76 | 71 | 74 | 72 | 293 | T61 | 3,195.00 |
| 1994 | 72 | 74 | | | 146 | CUT | |
| 1995 | 68 | 72 | 74 | 71 | 285 | T36 | 7,065.00 |
| 1996 | 71 | 74 | 69 | 72 | 286 | T35 | 8,130.00 |
| 1997 | 68 | 76 | | | 144 | CUT | |
| 1998 | 71 | 75 | | | 146 | CUT | |
| 1999 | 72 | 71 | 69 | 72 | 284 | T31 | 15,080.00 |
| 2000 | 73 | 70 | 69 | 70 | 282 | T8 | 81,000.00 |
| 2001 | 69 | 69 | 70 | 72 | 280 | T24 | 29,050.00 |
| 2003 | 69 | 70 | 73 | 75 | 287 | T72 | 8,685.00 |
| 2006 | 73 | 71 | | | 144 | CUT | |
| | | | | | | **Total** | **$258,874.81** |

**Persons, Peter (73.50)**

| Year | 1st | 2nd | 3rd | 4th | Total | Finish | Money |
|---|---|---|---|---|---|---|---|
| 1990 | 78 | 75 | | | 153 | CUT | |
| 1992 | 70 | 72 | 73 | 76 | 291 | T65 | $2,575.00 |
| 1993 | 73 | 71 | 74 | 73 | 291 | T43 | 4,680.00 |
| | | | | | | **Total** | **$7,255.00** |

**Peterson, John (70.50)**

| Year | 1st | 2nd | 3rd | 4th | Total | Finish | Money |
|---|---|---|---|---|---|---|---|
| 2014 | 70 | 71 | | | 141 | CUT | |
| | | | | | | **Total** | |

**Peterson, Les (76.50)**

| Year | 1st | 2nd | 3rd | 4th | Total | Finish | Money |
|---|---|---|---|---|---|---|---|
| 1970 | 80 | 73 | | | 153 | CUT | |
| | | | | | | **Total** | |

**Peterson, Matt (75.00)**

| Year | 1st | 2nd | 3rd | 4th | Total | Finish | Money |
|---|---|---|---|---|---|---|---|
| 2002 | 73 | 77 | | | 150 | CUT | |
| | | | | | | **Total** | |

**Peterson, Paul (67.25)**

| Year | 1st | 2nd | 3rd | 4th | Total | Finish | Money |
|---|---|---|---|---|---|---|---|
| 2019 | 68 | 66 | 68 | 67 | 269 | T36 | $30,483.34 |
| | | | | | | **Total** | **$30,483.34** |

**Peterson, Stan (86.50)**

| Year | 1st | 2nd | 3rd | 4th | Total | Finish | Money |
|---|---|---|---|---|---|---|---|
| 1957 | 86 | | | | 86 | W/D | |
| 1958 | 87 | | | | 87 | W/D | |
| | | | | | | **Total** | |

**Petri, Randy (73.00)**

| Year | 1st | 2nd | 3rd | 4th | Total | Finish | Money |
|---|---|---|---|---|---|---|---|
| 1969 | 69 | 77 | | | 146 | CUT | |
| | | | | | | **Total** | |

**Petrovic, Tim (69.40)**

| Year | 1st | 2nd | 3rd | 4th | Total | Finish | Money |
|---|---|---|---|---|---|---|---|
| 2002 | 74 | 72 | | | 146 | CUT | |
| 2003 | 74 | 68 | 67 | 72 | 281 | T37 | $18,450.00 |
| 2004 | 69 | 69 | 79 | 68 | 285 | T51 | 11,009.34 |
| 2005 | 70 | 69 | 70 | 69 | 278 | T28 | 33,250.00 |
| 2006 | 68 | 69 | 77 | 74 | 288 | 66 | 10,400.00 |
| 2007 | 68 | 65 | 68 | 67 | 268 | T2 | 373,333.34 |
| 2008 | 70 | 70 | | | 140 | CUT | |
| 2009 | 66 | 68 | 69 | 68 | 271 | T24 | 39,461.25 |
| 2010 | 66 | 68 | 66 | 65 | 265 | T12 | 96,900.00 |
| 2011 | 68 | 66 | 67 | 69 | 270 | T17 | 65,780.00 |
| 2014 | 67 | 72 | | | 139 | CUT | |
| 2015 | 74 | 71 | | | 145 | CUT | |
| | | | | | | **Total** | **$648,583.93** |

**Pettersson, Carl (68.98)**

| Year | 1st | 2nd | 3rd | 4th | Total | Finish | Money |
|---|---|---|---|---|---|---|---|
| 2003 | 70 | 70 | 79 | 75 | 294 | 86 | $7,560.00 |
| 2004 | 67 | 72 | 72 | 72 | 283 | T35 | 20,825.45 |
| 2005 | 69 | 67 | 69 | 69 | 274 | T11 | 120,000.00 |
| 2006 | 68 | 75 | | | 143 | CUT | |
| 2007 | 66 | 67 | 68 | 68 | 269 | 5 | 200,000.00 |
| 2008 | 64 | 61 | 66 | 68 | 259 | 1 | 918,000.00 |
| 2009 | 70 | 65 | 71 | 73 | 279 | T67 | 10,455.00 |
| 2010 | 69 | 69 | | | 138 | CUT | |
| 2011 | 65 | 70 | 63 | 69 | 267 | T4 | 196,040.00 |
| 2012 | 62 | 68 | 68 | 68 | 266 | T4 | 214,933.33 |
| 2013 | 72 | 69 | | | 141 | CUT | |
| 2014 | 67 | 65 | 71 | 67 | 270 | T18 | 66,780.00 |
| 2015 | 64 | 67 | 68 | 67 | 266 | T6 | 174,825.00 |
| 2017 | 72 | 73 | | | 145 | CUT | |
| 2018 | 69 | 75 | | | 144 | CUT | |
| 2020 | 74 | 75 | | | 144 | CUT | |
| | | | | | | **Total** | **$1,929,418.78** |

**Pfeil, Mark (72.97)**

| Year | 1st | 2nd | 3rd | 4th | Total | Finish | Money |
|---|---|---|---|---|---|---|---|
| 1976 | 72 | 70 | 75 | 72 | 289 | T74 | |
| 1977 | 74 | 75 | | | 149 | CUT | |
| 1978 | 73 | 71 | 75 | 72 | 291 | T39 | $866.00 |
| 1980 | 71 | 70 | 72 | 73 | 286 | T17 | 3,625.00 |
| 1981 | 71 | 76 | 75 | 77 | 299 | T67 | 609.00 |
| 1982 | 69 | 75 | 76 | 75 | 295 | T22 | 2,785.00 |
| 1983 | 74 | 70 | 71 | 71 | 286 | T12 | 8,800.00 |
| 1984 | 72 | 75 | 71 | 72 | 290 | T30 | 2,484.00 |
| 1985 | 76 | 74 | | | 150 | CUT | |
| | | | | | | **Total** | **$19,169.00** |

**Phillips, Bob (75.50)**

| Year | 1st | 2nd | 3rd | 4th | Total | Finish | Money |
|---|---|---|---|---|---|---|---|
| 1973 | 77 | 74 | | | 151 | CUT | |
| | | | | | | **Total** | |

**Phillips, Trent (71.00)**

| Year | 1st | 2nd | 3rd | 4th | Total | Finish | Money |
|---|---|---|---|---|---|---|---|
| 2022 | 72 | 70 | | | 142 | CUT | |
| | | | | | | **Total** | |

**Phillips, Frank (72.75)**

| Year | 1st | 2nd | 3rd | 4th | Total | Finish | Money |
|---|---|---|---|---|---|---|---|
| 1958 | | | | | 279 | T10 | $550.00 |
| 1961 | 74 | 76 | 74 | 76 | 300 | T41 | |
| 1962 | 73 | 75 | 73 | 73 | 294 | T35 | 150.00 |
| | | | | | | **Total** | **$700.00** |

**Picard, Henry (71.83)**

| Year | 1st | 2nd | 3rd | 4th | Total | Finish | Money |
|---|---|---|---|---|---|---|---|
| 1938 | 143 | 73 | 71 | | 287 | T11 | $130.00 |
| 1939 | 141 | 73 | 74 | | 288 | 8 | 230.00 |
| 1942 | 142 | 75 | 70 | | 287 | T15 | 82.50 |
| | | | | | | **Total** | **$442.50** |

**Piercy, Scott (67.95)**

| Year | 1st | 2nd | 3rd | 4th | Total | Finish | Money |
|---|---|---|---|---|---|---|---|
| 2009 | 73 | 67 | | | 140 | CUT | |
| 2010 | 66 | 66 | 64 | 68 | 264 | T8 | $142,800.00 |
| 2014 | 70 | 64 | 69 | 65 | 268 | T12 | 116,600.00 |
| 2016 | 70 | 67 | 67 | 72 | 276 | T63 | 11,760.00 |
| 2018 | 70 | 67 | 66 | 69 | 272 | T45 | 16,515.00 |
| 2019 | 69 | 66 | 65 | 68 | 269 | T36 | 30,483.33 |
| 2020 | 68 | 66 | 74 | 69 | 277 | T69 | 13,120.00 |
| 2021 | 64 | 66 | 69 | 69 | 268 | T15 | 91,342.22 |
| 2022 | 69 | 70 | 66 | 67 | 272 | T27 | 47,936.67 |
| 2023 | 68 | 70 | 70 | 68 | 276 | T45 | 22,116.00 |
| | | | | | | **Total** | **$492,673.22** |

**Pierot, Billy (72.63)**

| Year | 1st | 2nd | 3rd | 4th | Total | Finish | Money |
|---|---|---|---|---|---|---|---|
| 1986 | 74 | 71 | 71 | 72 | 288 | T33 | $2,425.00 |
| 1989 | 76 | 70 | 76 | 71 | 293 | T50 | 2,348.89 |
| | | | | | | **Total** | **$4,773.89** |

**Pigott, Chris (74.50)**

| Year | 1st | 2nd | 3rd | 4th | Total | Finish | Money |
|---|---|---|---|---|---|---|---|
| 1978 | 75 | 74 | | | 149 | CUT | |
| | | | | | | **Total** | |

**Piller, Martin (70.17)**

| Year | 1st | 2nd | 3rd | 4th | Total | Finish | Money |
|---|---|---|---|---|---|---|---|
| 2011 | 69 | 74 | | | 143 | CUT | |
| 2016 | 71 | 69 | | | 140 | CUT | |
| 2018 | 70 | 68 | | | 138 | CUT | |
| | | | | | | **Total** | |

**Pinckney, Scott (70.33)**

| Year | 1st | 2nd | 3rd | 4th | Total | Finish | Money |
|---|---|---|---|---|---|---|---|
| 2015 | 73 | 74 | | | 147 | CUT | |
| 2016 | 67 | 67 | 67 | 74 | 275 | T57 | $12,376.00 |
| | | | | | | **Total** | **$12,376.00** |

**Pinns, Gary (75.67)**

| Year | 1st | 2nd | 3rd | 4th | Total | Finish | Money |
|---|---|---|---|---|---|---|---|
| 1980 | 72 | 73 | 80 | 76 | 301 | T76 | |
| 1985 | 73 | 80 | | | 153 | CUT | |
| | | | | | | **Total** | |

**Pittman, Jerry (73.17)**

| Year | 1st | 2nd | 3rd | 4th | Total | Finish | Money |
|---|---|---|---|---|---|---|---|
| 1960 | 73 | 72 | 71 | 74 | 290 | T27 | $140.00 |
| 1963 | 74 | 71 | 73 | 75 | 293 | T48 | |
| 1965 | 71 | 77 | 75 | 72 | 295 | T62 | |
| | | | | | | **Total** | **$140.00** |

**Pitzer, Greg (75.50)**

| Year | 1st | 2nd | 3rd | 4th | Total | Finish | Money |
|---|---|---|---|---|---|---|---|
| 1979 | 72 | 79 | | | 151 | CUT | |
| | | | | | | **Total** | |

**Player, Gary (70.71)**

| Year | 1st | 2nd | 3rd | 4th | Total | Finish | Money |
|---|---|---|---|---|---|---|---|
| 1957 | 71 | 68 | 68 | 73 | 280 | T3 | $1,100.00 |
| 1958 | 70 | 70 | 69 | 69 | 278 | T7 | 700.00 |
| 1959 | 77 | 72 | | | 149 | W/D | |
| 1960 | 70 | 68 | 72 | 69 | 279 | 5 | 1,100.00 |
| 1963 | 66 | 74 | 69 | 69 | 278 | T7 | 1,400.00 |
| 1965 | 73 | 72 | 72 | 66 | 283 | T14 | 1,450.00 |
| 1967 | 68 | 68 | 73 | 70 | 279 | T12 | 2,400.00 |
| 1968 | 69 | 67 | 69 | 69 | 274 | T8 | 3,895.83 |
| 1969 | 69 | 68 | 68 | 70 | 275 | 5 | 6,560.00 |
| 1970 | 70 | 63 | 73 | 65 | 271 | 1 | 36,000.00 |
| 1971 | 75 | 70 | 69 | 71 | 285 | T48 | 366.04 |
| 1972 | 70 | 66 | 67 | | 203 | DQ | |
| 1974 | 69 | 72 | 67 | 70 | 278 | T18 | 2,754.14 |
| 1975 | 76 | 70 | 77 | 69 | 292 | T40 | 945.00 |
| 1976 | 72 | 67 | 70 | 72 | 281 | T40 | 851.00 |
| 1977 | 71 | 74 | 72 | 68 | 285 | T14 | 3,642.50 |
| 1978 | 74 | 73 | 72 | 68 | 287 | T19 | 2,352.00 |
| 1979 | 70 | 71 | 71 | 71 | 283 | T2 | 22,000.00 |
| 1980 | 72 | 70 | 72 | 75 | 289 | T37 | 1,075.00 |
| 1981 | 71 | 73 | 73 | 76 | 293 | T35 | 1,324.50 |
| 1982 | 72 | 73 | 76 | 73 | 294 | T18 | 4,050.00 |
| 1983 | 72 | 75 | 73 | 74 | 294 | T50 | 974.00 |
| | | | | | | **Total** | **$94,940.01** |

**Poe, Henry (72.25)**

| Year | 1st | 2nd | 3rd | 4th | Total | Finish | Money |
|---|---|---|---|---|---|---|---|
| 1941 | 141 | 76 | 72 | | 289 | 10 | $170.00 |
| | | | | | | **Total** | $170.00 |

**Pohl, Dan (72.55)**

| Year | 1st | 2nd | 3rd | 4th | Total | Finish | Money |
|---|---|---|---|---|---|---|---|
| 1980 | 71 | 72 | 74 | 73 | 290 | T44 | $777.00 |
| 1981 | 71 | 72 | 70 | 74 | 287 | T7 | 8,121.43 |
| 1982 | 77 | 74 | | | 151 | CUT | |
| 1984 | 73 | 75 | 73 | 72 | 293 | T48 | 1,032.00 |
| 1985 | 68 | 74 | 71 | 75 | 288 | T5 | 13,560.00 |
| 1986 | 71 | 69 | 70 | 73 | 283 | T13 | 9,375.00 |
| 1987 | 74 | 69 | 78 | 71 | 292 | T20 | 5,712.00 |
| 1988 | 74 | 72 | | | 146 | CUT | |
| 1989 | 72 | 74 | 71 | 73 | 290 | T28 | 6,368.75 |
| 1991 | 73 | 69 | 70 | 75 | 287 | T58 | 2,762.50 |
| 1992 | 73 | 74 | | | 147 | CUT | |
| 1995 | 72 | 73 | | | 145 | CUT | |
| 1996 | 74 | 74 | | | 148 | CUT | |
| | | | | | | **Total** | **$47,708.68** |

**Points, D.A. (68.78)**

| Year | 1st | 2nd | 3rd | 4th | Total | Finish | Money |
|---|---|---|---|---|---|---|---|
| 2005 | 72 | 66 | 70 | 69 | 277 | T21 | $48,357.14 |
| 2006 | 69 | 73 | 74 | 71 | 287 | T64 | 10,550.00 |
| 2009 | 70 | 70 | | | 140 | CUT | |
| 2012 | 68 | 68 | 67 | 71 | 274 | T37 | 21,320.00 |
| 2014 | 67 | 65 | 70 | 68 | 270 | T18 | 66,780.00 |
| 2015 | 72 | 72 | | | 144 | CUT | |
| 2016 | 70 | 66 | 63 | 69 | 268 | T14 | 92,400.00 |
| 2017 | 69 | 66 | 73 | 70 | 278 | T69 | 11,600.00 |
| 2018 | 64 | 64 | 68 | 67 | 263 | T4 | 264,000.00 |
| | | | | | | **Total** | **$515,007.14** |

**Poole, Stephen (67.75)**

| Year | 1st | 2nd | 3rd | 4th | Total | Finish | Money |
|---|---|---|---|---|---|---|---|
| 2008 | 66 | 71 | 69 | 65 | 271 | T36 | $25,143.00 |
| | | | | | | **Total** | **$25,143.00** |

**Pooley, Don (73.31)**

| Year | 1st | 2nd | 3rd | 4th | Total | Finish | Money |
|---|---|---|---|---|---|---|---|
| 1976 | 77 | 70 | | | 147 | CUT | |
| 1978 | 74 | 73 | 76 | 75 | 298 | T66 | $420.00 |
| 1980 | 76 | 76 | | | 152 | CUT | |
| 1989 | 71 | 74 | 75 | 67 | 287 | T11 | 22,000.00 |
| 1993 | 74 | 72 | 70 | 73 | 289 | T33 | 7,925.00 |
| | | | | | | **Total** | **$30,345.00** |

**Pope, Andy (68.50)**

| Year | 1st | 2nd | 3rd | 4th | Total | Finish | Money |
|---|---|---|---|---|---|---|---|
| 2019 | 67 | 70 | | | 137 | CUT | |
| | | | | | | **Total** | |

**Porter, Andy (68.50)**

| Year | 1st | 2nd | 3rd | 4th | Total | Finish | Money |
|---|---|---|---|---|---|---|---|
| 2019 | 67 | 70 | | | 137 | CUT | |
| | | | | | | **Total** | |

**Porter, Joe (73.38)**

| Year | 1st | 2nd | 3rd | 4th | Total | Finish | Money |
|---|---|---|---|---|---|---|---|
| 1970 | 71 | 70 | 76 | 71 | 288 | T59 | $300.00 |
| 1973 | 74 | 69 | | | 143 | CUT | |
| 1975 | 79 | | | | 79 | W/D | |
| 1977 | 78 | 75 | | | 153 | CUT | |
| 1978 | 72 | 72 | 76 | 71 | 291 | T39 | 866.00 |
| | | | | | | **Total** | **$1,166.00** |

**Porter, Lee (73.12)**

| Year | 1st | 2nd | 3rd | 4th | Total | Finish | Money |
|---|---|---|---|---|---|---|---|
| 1989 | 77 | 75 | | | 152 | CUT | |
| 1993 | 75 | 75 | | | 150 | CUT | |
| 1995 | 72 | 72 | | | 144 | CUT | |
| 1996 | 80 | 74 | | | 154 | CUT | |
| 1997 | 77 | 73 | | | 150 | CUT | |
| 1998 | 76 | 75 | | | 151 | CUT | |
| 1999 | 75 | 68 | 71 | 73 | 287 | T44 | $8,320.00 |
| 2000 | 72 | 77 | | | 149 | CUT | |
| 2001 | 71 | 69 | 70 | 72 | 282 | T36 | 14,365.91 |
| 2002 | 67 | 71 | 71 | 73 | 282 | T14 | 64,600.00 |
| | | | | | | **Total** | **$87,285.91** |

**Poston, J.T. (67.95)**

| Year | 1st | 2nd | 3rd | 4th | Total | Finish | Money |
|---|---|---|---|---|---|---|---|
| 2017 | 67 | 69 | 67 | 71 | 274 | T50 | $13,548.80 |
| 2018 | 71 | 73 | | | 144 | CUT | |
| 2019 | 65 | 65 | 66 | 62 | 258 | WIN | 1,116,000.00 |
| 2021 | 71 | 69 | | | 140 | CUT | |
| 2022 | 66 | 70 | 69 | 66 | 271 | T21 | 73,608.34 |
| 2023 | 65 | 68 | 67 | 68 | 263 | T7 | 223,060.00 |
| | | | | | | **Total** | **$1,426,217.14** |

**Pott, Johnny (71.44)**

| Year | 1st | 2nd | 3rd | 4th | Total | Finish | Money |
|---|---|---|---|---|---|---|---|
| 1957 | 75 | 72 | 72 | 69 | 288 | T22 | $155.00 |
| 1958 | 68 | 73 | 70 | 75 | 286 | T24 | 150.00 |
| 1960 | 70 | 72 | 73 | 71 | 286 | T14 | 510.00 |
| 1965 | 71 | 74 | 72 | 74 | 291 | T48 | 126.00 |
| 1966 | 73 | 72 | 69 | 69 | 283 | T15 | 1,550.00 |
| 1967 | 65 | 68 | 72 | 78 | 283 | T29 | 843.75 |
| 1968 | 70 | 70 | 73 | 69 | 282 | T34 | 773.44 |
| 1969 | 73 | 71 | | | 144 | CUT | |
| 1970 | 72 | 71 | 72 | 71 | 286 | T45 | 428.57 |
| | | | | | | **Total** | **$4,536.76** |

**Potter, Jr., Ted (69.50)**

| Year | 1st | 2nd | 3rd | 4th | Total | Finish | Money |
|---|---|---|---|---|---|---|---|
| 2013 | 69 | 72 | | | 141 | CUT | |
| 2019 | 64 | 70 | 71 | 68 | 273 | T60 | $13,144.00 |
| 2020 | 70 | 70 | | | 140 | CUT | |
| 2021 | 64 | 77 | | | 141 | CUT | |
| | | | | | | **Total** | **$13,144.00** |

**Poulter, Ian (69.00)**

| Year | 1st | 2nd | 3rd | 4th | Total | Finish | Money |
|---|---|---|---|---|---|---|---|
| 2011 | 69 | 69 | | | 138 | CUT | |
| | | | | | | **Total** | |

**Pounders, Leon (75.25)**

| Year | 1st | 2nd | 3rd | 4th | Total | Finish | Money |
|---|---|---|---|---|---|---|---|
| 1953 | 73 | 74 | 78 | 76 | 301 | T61 | |
| | | | | | | **Total** | |

**Powell, Jimmy (74.70)**

| Year | 1st | 2nd | 3rd | 4th | Total | Finish | Money |
|---|---|---|---|---|---|---|---|
| 1960 | 75 | 77 | | | 152 | CUT | |
| 1962 | 70 | 78 | 71 | 79 | 298 | T46 | |
| 1963 | 71 | 74 | 75 | 77 | 297 | T60 | |
| | | | | | | **Total** | |

**Power, Seamus (69.06)**

| Year | 1st | 2nd | 3rd | 4th | Total | Finish | Money |
|---|---|---|---|---|---|---|---|
| 2017 | 67 | 70 | 74 | | 211 | T83 | $10,034.00 |
| 2018 | 74 | 69 | | | 143 | CUT | |
| 2019 | 69 | 69 | 71 | 69 | 273 | T60 | 13,144.00 |
| 2020 | 68 | 69 | 67 | 66 | 270 | T27 | 46,720.00 |
| 2021 | 67 | 70 | 72 | 68 | 277 | T60 | 14,336.00 |
| | | | | | | **Total** | **$84,234.00** |

**Powers, Greg (75.35)**

| Year | 1st | 2nd | 3rd | 4th | Total | Finish | Money |
|---|---|---|---|---|---|---|---|
| 1976 | 73 | 73 | | | 146 | CUT | |
| 1978 | 78 | 75 | | | 153 | CUT | |
| 1979 | 71 | 74 | 78 | 81 | 304 | T74 | $477.50 |
| 1980 | 77 | 71 | | | 148 | CUT | |
| 1981 | 79 | 76 | | | 155 | CUT | |
| 1982 | 74 | 71 | 80 | 83 | 308 | 75 | 570.00 |
| 1983 | 71 | 80 | | | 151 | CUT | |
| 1984 | 71 | 75 | 71 | 75 | 292 | T41 | 1,400.00 |
| 1985 | 75 | 71 | 77 | 79 | 302 | T69 | 800.00 |
| | | | | | | **Total** | **$3,247.50** |

**Powers, Lou (77.00)**

| Year | 1st | 2nd | 3rd | 4th | Total | Finish | Money |
|---|---|---|---|---|---|---|---|
| 1954 | 82 | 72 | | | 154 | CUT | |
| | | | | | | **Total** | |

**Preisinger, George (76.00)**

| Year | 1st | 2nd | 3rd | 4th | Total | Finish | Money |
|---|---|---|---|---|---|---|---|
| 1956 | 79 | 74 | 76 | | 229 | W/D | |
| 1957 | 80 | 71 | | | 151 | CUT | |
| | | | | | | **Total** | |

**Prentice, Charles (74.94)**

| Year | 1st | 2nd | 3rd | 4th | Total | Finish | Money |
|---|---|---|---|---|---|---|---|
| 1957 | 73 | 74 | 74 | 73 | 294 | T37 | |
| 1959 | 75 | 74 | 75 | 78 | 302 | T49 | |
| 1960 | 72 | 71 | 75 | 73 | 291 | T30 | $33.33 |
| 1961 | 82 | 77 | | | 159 | CUT | |
| 1962 | 71 | 79 | 78 | | 228 | CUT | |
| | | | | | | **Total** | **$33.33** |

**Presnell, Alistair (69.00)**

| Year | 1st | 2nd | 3rd | 4th | Total | Finish | Money |
|---|---|---|---|---|---|---|---|
| 2013 | 67 | 71 | 67 | 71 | 276 | T29 | $32,263.75 |
| | | | | | | **Total** | **$32,263.75** |

**Price, Aron (67.50)**

| Year | 1st | 2nd | 3rd | 4th | Total | Finish | Money |
|---|---|---|---|---|---|---|---|
| 2009 | 67 | 67 | 70 | 70 | 274 | T54 | $11,730.00 |
| 2010 | 67 | 69 | 65 | 65 | 266 | T18 | 55,947.00 |
| 2011 | 72 | 65 | 68 | 65 | 270 | T17 | 65,780.00 |
| | | | | | | **Total** | **$133,457.00** |

**Price, Nick (72.45)**

| Year | 1st | 2nd | 3rd | 4th | Total | Finish | Money |
|---|---|---|---|---|---|---|---|
| 1983 | 71 | 77 | 70 | 74 | 292 | T38 | $1,680.00 |
| 1988 | 69 | 73 | 73 | 75 | 290 | T57 | 2,210.00 |
| 1989 | 72 | 75 | 72 | 71 | 290 | T28 | 6,368.75 |
| 1990 | 71 | 71 | 71 | 74 | 287 | T10 | 25,138.88 |
| 1991 | 73 | 72 | | | 145 | CUT | |
| 1992 | 72 | 73 | | | 145 | CUT | |
| | | | | | | **Total** | **$35,397.63** |

**Price, Phillip (71.33)**

| Year | 1st | 2nd | 3rd | 4th | Total | Finish | Money |
|---|---|---|---|---|---|---|---|
| 2002 | 73 | 73 | | | 146 | CUT | |
| 2005 | 69 | 71 | 71 | 71 | 282 | T51 | $11,840.00 |
| | | | | | | **Total** | **$11,840.00** |

**Price, Rick (71.00)**

| Year | 1st | 2nd | 3rd | 4th | Total | Finish | Money |
|---|---|---|---|---|---|---|---|
| 2009 | 73 | 69 | | | 142 | CUT | |
| | | | | | | **Total** | |

**Price, Tommy (79.00)**

| Year | 1st | 2nd | 3rd | 4th | Total | Finish | Money |
|---|---|---|---|---|---|---|---|
| 1990 | 78 | 80 | | | 158 | CUT | |
| | | | | | | **Total** | |

**Priddy, Jerry (76.33)**

| Year | 1st | 2nd | 3rd | 4th | Total | Finish | Money |
|---|---|---|---|---|---|---|---|
| 1961 | 76 | 76 | 73 | | 225 | DQ | |
| 1962 | 71 | 80 | 82 | | 233 | CUT | |
| | | | | | | **Total** | |

**Pride, Dicky (71.33)**

| Year | 1st | 2nd | 3rd | 4th | Total | Finish | Money |
|---|---|---|---|---|---|---|---|
| 1995 | 73 | 74 | | | 147 | CUT | |
| 1996 | 76 | 75 | | | 151 | CUT | |
| 1997 | 75 | 76 | | | 151 | CUT | |
| 1998 | 75 | 71 | | | 146 | CUT | |
| 1999 | 75 | 73 | | | 148 | CUT | |
| 2001 | 71 | 74 | | | 145 | CUT | |
| 2003 | 66 | 70 | 71 | 76 | 283 | T49 | $10,822.50 |
| 2004 | 72 | 70 | | | 142 | CUT | |
| 2007 | 73 | 70 | | | 143 | CUT | |
| 2008 | 75 | 68 | | | 143 | CUT | |
| 2012 | 69 | 68 | 67 | 72 | 276 | T50 | 12,542.40 |
| 2013 | 75 | 72 | | | 147 | CUT | |
| 2014 | 67 | 72 | | | 139 | CUT | |
| 2016 | 66 | 70 | 65 | 70 | 271 | T33 | 27,751.11 |
| 2017 | 66 | 70 | 69 | 69 | 274 | T50 | 13,548.80 |
| 2018 | 72 | 75 | | | 147 | CUT | |
| | | | | | | **Total** | **$64,664.81** |

**Proben, Robert (77.00)**

| Year | 1st | 2nd | 3rd | 4th | Total | Finish | Money |
|---|---|---|---|---|---|---|---|
| 1988 | 75 | 79 | | | 154 | CUT | |
| | | | | | | **Total** | |

**Proctor, Art (77.00)**

| Year | 1st | 2nd | 3rd | 4th | Total | Finish | Money |
|---|---|---|---|---|---|---|---|
| 1967 | 75 | 79 | | | 154 | CUT | |
| | | | | | | **Total** | |

**Proseus, Byron (75.00)**

| Year | 1st | 2nd | 3rd | 4th | Total | Finish | Money |
|---|---|---|---|---|---|---|---|
| 1954 | 76 | 74 | | | 150 | W/D | |
| | | | | | | **Total** | |

**Proud, Roland (84.00)**

| Year | 1st | 2nd | 3rd | 4th | Total | Finish | Money |
|---|---|---|---|---|---|---|---|
| 1959 | 82 | 86 | | | 168 | CUT | |
| | | | | | | **Total** | |

**Prugh, Alex (68.74)**

| Year | 1st | 2nd | 3rd | 4th | Total | Finish | Money |
|---|---|---|---|---|---|---|---|
| 2010 | 69 | 64 | 67 | 69 | 269 | T41 | $17,365.50 |
| 2011 | 73 | 66 | | | 139 | CUT | |
| 2014 | 73 | 70 | | | 143 | CUT | |
| 2015 | 70 | 67 | 72 | 66 | 275 | T51 | 12,787.20 |
| 2016 | 69 | 66 | 66 | 70 | 271 | T33 | 27,751.11 |
| 2019 | 66 | 70 | 73 | | 209 | T81 | 10,912.00 |
| | | | | | | **Total** | **$68,815.81** |

**Pruitt, Dillard (72.78)**

| Year | 1st | 2nd | 3rd | 4th | Total | Finish | Money |
|---|---|---|---|---|---|---|---|
| 1990 | 75 | 74 | | | 149 | CUT | |
| 1991 | 73 | 69 | 70 | 71 | 283 | T25 | $7,891.67 |
| 1992 | 71 | 71 | 68 | 72 | 282 | T11 | 23,333.33 |
| 1993 | 74 | 76 | | | 150 | CUT | |
| 1994 | 79 | 79 | | | 158 | CUT | |
| 1996 | 75 | 69 | 74 | 70 | 288 | T48 | 4,432.50 |
| | | | | | | **Total** | **$35,657.50** |

**Pruitt, Ken (75.50)**

| Year | 1st | 2nd | 3rd | 4th | Total | Finish | Money |
|---|---|---|---|---|---|---|---|
| 1959 | 74 | 77 | | | 151 | CUT | |
| | | | | | | **Total** | |

**Purdy, Ted (70.10)**

| Year | 1st | 2nd | 3rd | 4th | Total | Finish | Money |
|---|---|---|---|---|---|---|---|
| 1999 | 69 | 75 | | | 144 | CUT | |
| 2004 | 71 | 68 | 74 | 64 | 277 | T8 | $110,975.00 |
| 2006 | 71 | 71 | 71 | 69 | 282 | T31 | 27,750.00 |
| 2008 | 68 | 68 | 71 | 72 | 279 | T75 | 9,690.00 |
| 2009 | 71 | 69 | | | 140 | CUT | |
| 2010 | 72 | 69 | | | 141 | CUT | |
| 2017 | 67 | 72 | | | 139 | CUT | |
| | | | | | | **Total** | **$148,415.00** |

**Purtzer, Paul (72.25)**

| Year | 1st | 2nd | 3rd | 4th | Total | Finish | Money |
|---|---|---|---|---|---|---|---|
| 1973 | 68 | 71 | 72 | 78 | 289 | T67 | $346.34 |
| | | | | | | **Total** | $346.34 |

**Purtzer, Tom (72.55)**

| Year | 1st | 2nd | 3rd | 4th | Total | Finish | Money |
|---|---|---|---|---|---|---|---|
| 1977 | 76 | 72 | | | 148 | CUT | |
| 1978 | 69 | 72 | 77 | 69 | 287 | T19 | $2,352.00 |
| 1979 | 70 | 71 | 72 | 75 | 288 | T6 | 8,375.00 |
| 1980 | 64 | 78 | 77 | 71 | 290 | T44 | 777.00 |
| 1981 | 72 | 74 | 73 | 75 | 294 | T45 | 825.75 |
| 1982 | 70 | 71 | 79 | 78 | 298 | T40 | 1,080.00 |
| 1983 | 75 | 69 | 71 | 73 | 288 | T17 | 6,200.00 |
| 1984 | 71 | 72 | 74 | 69 | 286 | T8 | 10,800.00 |
| 1985 | 73 | 73 | 80 | 70 | 296 | T37 | 1,760.00 |
| 1986 | 68 | 72 | 68 | 73 | 281 | T6 | 15,125.00 |
| 1987 | 74 | 72 | 75 | 68 | 289 | T12 | 13,200.00 |
| 1988 | 74 | 66 | 72 | 69 | 281 | T6 | 32,375.00 |
| 1989 | 72 | 73 | 72 | 71 | 288 | T15 | 14,066.67 |
| 1990 | 72 | 76 | | | 148 | CUT | |
| 1991 | 79 | 73 | | | 152 | CUT | |
| 1992 | 72 | 71 | 75 | 73 | 291 | T65 | 2,575.00 |
| 1993 | 67 | 77 | 74 | 70 | 288 | T27 | 10,425.00 |
| 1994 | 73 | 73 | | | 146 | CUT | |
| 1996 | 70 | 73 | 70 | 72 | 285 | T23 | 13,507.50 |
| 1997 | 75 | 71 | | | 146 | CUT | |
| 1999 | 77 | 71 | | | 148 | CUT | |
| 2000 | 73 | 75 | | | 148 | CUT | |
| 2001 | 75 | | | | 75 | DQ | |
| | | | | | | **Total** | **$133,443.92** |

**Putnam, Andrew (68.92)**

| Year | 1st | 2nd | 3rd | 4th | Total | Finish | Money |
|---|---|---|---|---|---|---|---|
| 2015 | 74 | 68 | | | 142 | CUT | |
| 2021 | 67 | 73 | | | 140 | CUT | |
| 2022 | 70 | 64 | 69 | 69 | 272 | T27 | $47,936.66 |
| 2023 | 67 | 71 | 68 | 67 | 273 | T27 | 53,200.00 |
| | | | | | | **Total** | **$101,136.66** |

**Putnam, Michael (69.40)**

| Year | 1st | 2nd | 3rd | 4th | Total | Finish | Money |
|---|---|---|---|---|---|---|---|
| 2007 | 67 | 68 | 73 | 71 | 279 | T57 | $11,000.00 |
| 2014 | 68 | 67 | 74 | 68 | 277 | T57 | 11,660.00 |
| 2015 | 70 | 68 | | | 138 | CUT | |
| | | | | | | **Total** | **$22,660.00** |

**Putnam, Mike (75.25)**

| Year | 1st | 2nd | 3rd | 4th | Total | Finish | Money |
|---|---|---|---|---|---|---|---|
| 1984 | 74 | 72 | 76 | 79 | 301 | T71 | $788.00 |
| | | | | | | **Total** | **$788.00** |

**Quigley, Brett (70.86)**

| Year | 1st | 2nd | 3rd | 4th | Total | Finish | Money |
|---|---|---|---|---|---|---|---|
| 1997 | 70 | 76 | | | 146 | CUT | |
| 1998 | 69 | 69 | 76 | 75 | 289 | T55 | $4,928.00 |
| 1999 | 74 | 74 | | | 148 | CUT | |
| 2000 | 70 | 75 | | | 145 | CUT | |
| 2001 | 68 | 71 | 67 | 67 | 273 | T2 | 308,000.00 |
| 2002 | 69 | 73 | 73 | 70 | 285 | T30 | 22,087.50 |
| 2003 | 72 | 72 | | | 144 | CUT | |
| 2004 | 66 | 71 | 72 | 71 | 280 | T19 | 55,752.00 |
| 2006 | 69 | 71 | 68 | 71 | 279 | T19 | 65,000.00 |
| 2007 | 70 | 76 | | | 146 | CUT | |
| 2009 | 69 | 69 | 69 | | 207 | T71 | 9,792.00 |
| 2010 | 71 | 67 | | | 138 | CUT | |
| | | | | | | **Total** | **$465,559.50** |

**Quigley, Dana (75.67)**

| Year | 1st | 2nd | 3rd | 4th | Total | Finish | Money |
|---|---|---|---|---|---|---|---|
| 1979 | 75 | 78 | | | 153 | CUT | |
| 1981 | 70 | 77 | 80 | 74 | 301 | T73 | $573.00 |
| | | | | | | **Total** | **$573.00** |

**Quinn, Fran (73.75)**

| Year | 1st | 2nd | 3rd | 4th | Total | Finish | Money |
|---|---|---|---|---|---|---|---|
| 1991 | 82 | 72 | | | 154 | CUT | |
| 2011 | 70 | 71 | | | 141 | CUT | |
| | | | | | | **Total** | |

**Quinney, Jeff (67.92)**

| Year | 1st | 2nd | 3rd | 4th | Total | Finish | Money |
|---|---|---|---|---|---|---|---|
| 2008 | 70 | | | | 70 | DQ | |
| 2009 | 70 | 67 | 66 | 68 | 271 | T24 | $39,461.25 |
| 2010 | 66 | 70 | 64 | 68 | 268 | T34 | 25,208.57 |
| 2011 | 63 | 70 | 71 | 70 | 274 | T47 | 13,748.80 |
| | | | | | | **Total** | **$78,418.62** |

**Rachels, Sammy (75.00)**

| Year | 1st | 2nd | 3rd | 4th | Total | Finish | Money |
|---|---|---|---|---|---|---|---|
| 1980 | 71 | 76 | 72 | 77 | 296 | T69 | $495.00 |
| 1984 | 79 | | | | 79 | W/D | |
| | | | | | | **Total** | **$495.00** |

**Rafferty, Ronan (71.25)**

| Year | 1st | 2nd | 3rd | 4th | Total | Finish | Money |
|---|---|---|---|---|---|---|---|
| 1992 | 68 | 70 | 74 | 73 | 285 | T30 | $7,594.16 |
| | | | | | | **Total** | **$7,594.16** |

**Ragan, Dave (71.61)**

| Year | 1st | 2nd | 3rd | 4th | Total | Finish | Money |
|---|---|---|---|---|---|---|---|
| 1957 | 75 | 72 | 72 | 75 | 294 | T37 | |
| 1958 | 70 | 71 | 67 | 75 | 283 | T20 | $195.00 |
| 1966 | 69 | 68 | 70 | 70 | 277 | T3 | 6,250.00 |
| 1967 | 73 | 73 | | | 146 | CUT | |
| 1969 | 71 | 70 | 73 | 75 | 289 | T67 | 266.67 |
| | | | | | | **Total** | **$6,711.67** |

**Rai, Aaron (68.67)**

| Year | 1st | 2nd | 3rd | 4th | Total | Finish | Money |
|---|---|---|---|---|---|---|---|
| 2022 | 70 | 69 | 66 | 73 | 278 | T71 | $14,600.00 |
| 2023 | 70 | 70 | | | 140 | CUT | |
| | | | | | | **Total** | **$14,600.00** |

**Rahm, Jon (69.50)**

| Year | 1st | 2nd | 3rd | 4th | Total | Finish | Money |
|---|---|---|---|---|---|---|---|
| 2016 | 70 | 69 | | | 139 | CUT | |
| | | | | | | **Total** | |

**Ramey, Chad (70.25)**

| Year | 1st | 2nd | 3rd | 4th | Total | Finish | Money |
|---|---|---|---|---|---|---|---|
| 2022 | 70 | 71 | | | 141 | CUT | |
| 2023 | 72 | 68 | | | 140 | CUT | |
| | | | | | | **Total** | |

**Randall, Ross (72.08)**

| Year | 1st | 2nd | 3rd | 4th | Total | Finish | Money |
|---|---|---|---|---|---|---|---|
| 1969 | 74 | 74 | | | 148 | CUT | |
| 1970 | 74 | 70 | | | 144 | CUT | |
| 1974 | 71 | 70 | 75 | 67 | 283 | 41 | $903.35 |
| 1976 | 72 | 71 | 74 | 73 | 290 | T78 | |
| | | | | | | **Total** | **$903.35** |

**Randolph, Jonathan (71.00)**

| Year | 1st | 2nd | 3rd | 4th | Total | Finish | Money |
|---|---|---|---|---|---|---|---|
| 2015 | 70 | 73 | | | 143 | CUT | |
| 2017 | 66 | 70 | 75 | | 211 | T83 | $10,034.00 |
| 2018 | 71 | 72 | | | 143 | CUT | |
| | | | | | | **Total** | **$10,034.00** |

**Randolph, Sam (75.25)**

| Year | 1st | 2nd | 3rd | 4th | Total | Finish | Money |
|---|---|---|---|---|---|---|---|
| 1987 | 74 | 74 | 80 | 79 | 307 | 76 | $1,128.00 |
| 1989 | 75 | 75 | | | 150 | CUT | |
| 1991 | 74 | 71 | | | 145 | CUT | |
| | | | | | | **Total** | **$1,128.00** |

**Ransom, Henry (72.85)**

| Year | 1st | 2nd | 3rd | 4th | Total | Finish | Money |
|---|---|---|---|---|---|---|---|
| 1946 | | | | | 287 | T16 | $120.00 |
| 1947 | | | | | 294 | T12 | 282.50 |
| 1948 | 77 | 68 | 71 | 80 | 296 | T41 | |
| 1949 | 71 | 70 | 75 | 74 | 290 | T23 | |
| 1950 | 70 | 73 | 71 | 76 | 290 | T19 | 70.00 |
| | | | | | | **Total** | **$472.50** |

**Rase, Bill (83.00)**

| Year | 1st | 2nd | 3rd | 4th | Total | Finish | Money |
|---|---|---|---|---|---|---|---|
| 1977 | 86 | 80 | | | 166 | CUT | |
| | | | | | | **Total** | |

**Rassett, Joey (73.17)**

| Year | 1st | 2nd | 3rd | 4th | Total | Finish | Money |
|---|---|---|---|---|---|---|---|
| 1983 | 72 | 71 | 72 | 74 | 289 | T19 | $4,208.89 |
| 1984 | 72 | 75 | 77 | 71 | 295 | T56 | 888.00 |
| 1988 | 75 | 72 | | | 147 | CUT | |
| 1994 | 73 | 74 | | | 147 | CUT | |
| | | | | | | **Total** | **$5,096.89** |

**Raulerson, Charles (73.67)**

| Year | 1st | 2nd | 3rd | 4th | Total | Finish | Money |
|---|---|---|---|---|---|---|---|
| 1994 | 74 | 68 | 81 | 78 | 301 | 76 | $2,820.00 |
| 1999 | 76 | 66 | 70 | 77 | 289 | T54 | 5,980.00 |
| 2000 | 70 | 73 | 79 | 72 | 294 | T66 | 6,120.00 |
| | | | | | | **Total** | **$14,920.00** |

**Rautmann, Dick (73.50)**

| Year | 1st | 2nd | 3rd | 4th | Total | Finish | Money |
|---|---|---|---|---|---|---|---|
| 1970 | 72 | 75 | | | 147 | CUT | |
| | | | | | | **Total** | |

**Raymond, Lee (75.13)**

| Year | 1st | 2nd | 3rd | 4th | Total | Finish | Money |
|---|---|---|---|---|---|---|---|
| 1960 | 74 | 73 | 74 | 73 | 294 | T41 | |
| 1961 | 81 | 71 | 79 | 76 | 307 | T57 | |
| | | | | | | **Total** | |

**Reasor, Mike (71.06)**

| Year | 1st | 2nd | 3rd | 4th | Total | Finish | Money |
|---|---|---|---|---|---|---|---|
| 1970 | 69 | 71 | 73 | 73 | 286 | T45 | $428.58 |
| 1972 | 71 | 69 | 73 | 67 | 280 | T30 | 1,252.00 |
| 1973 | 71 | 71 | 70 | 67 | 279 | T37 | 903.00 |
| 1976 | 73 | 71 | | | 144 | CUT | |
| 1978 | 78 | 70 | | | 148 | CUT | |
| | | | | | | **Total** | **$2,583.58** |

**Reavie, Chez (68.68)**

| Year | 1st | 2nd | 3rd | 4th | Total | Finish | Money |
|---|---|---|---|---|---|---|---|
| 2009 | 64 | 67 | 68 | 68 | 267 | T10 | $127,500.00 |
| 2011 | 66 | 69 | 68 | 65 | 268 | T9 | 140,400.00 |
| 2012 | 67 | 69 | 71 | 71 | 278 | T58 | 11,440.00 |
| 2013 | 68 | 75 | | | 143 | CUT | |
| 2015 | 72 | 70 | | | 142 | CUT | |
| 2016 | 70 | 72 | | | 142 | CUT | |
| 2017 | 66 | 70 | 65 | 71 | 272 | T37 | 26,100.00 |
| 2019 | 66 | 67 | 68 | 70 | 271 | T48 | 15,772.80 |
| 2020 | 68 | 70 | | | 138 | CUT | |
| 2021 | 70 | 72 | | | 142 | CUT | |
| 2022 | 68 | 71 | 69 | 66 | 274 | T47 | 19,115.57 |
| 2023 | 71 | 67 | 66 | 69 | 273 | T27 | 53,200.00 |
| | | | | | | **Total** | **$393,528.37** |

**Redman, Doc (68.44)**

| Year | 1st | 2nd | 3rd | 4th | Total | Finish | Money |
|---|---|---|---|---|---|---|---|
| 2018 | 68 | 74 | | | 142 | CUT | |
| 2019 | 70 | 72 | | | 142 | CUT | |
| 2020 | 67 | 64 | 63 | 68 | 262 | T3 | $312,400.00 |
| 2021 | 67 | 71 | | | 138 | CUT | |
| 2022 | 68 | 71 | 68 | 64 | 271 | T21 | 73,608.33 |
| 2023 | 72 | 68 | | | 140 | CUT | |
| | | | | | | **Total** | **$386,008.33** |

**Reed, Buster (73.25)**

| Year | 1st | 2nd | 3rd | 4th | Total | Finish | Money |
|---|---|---|---|---|---|---|---|
| 1955 | 77 | 72 | 73 | 71 | 293 | T39 | |
| | | | | | | **Total** | |

**Reed, Patrick (67.33)**

| Year | 1st | 2nd | 3rd | 4th | Total | Finish | Money |
|---|---|---|---|---|---|---|---|
| 2011 | 66 | 68 | 71 | 73 | 278 | T66 | $10,608.00 |
| 2013 | 65 | 64 | 71 | 66 | 266 | 1 | 954,000.00 |
| 2014 | 71 | 67 | 67 | 66 | 271 | T24 | 41,008.75 |
| 2016 | 66 | 71 | 64 | 69 | 270 | T22 | 45,665.45 |
| 2019 | 68 | 66 | 70 | 63 | 267 | T22 | 53,044.45 |
| 2020 | 65 | 68 | 67 | 64 | 264 | T9 | 168,000.00 |
| | | | | | | **Total** | **$1,272,326.65** |

**Reese, Don (74.67)**

| Year | 1st | 2nd | 3rd | 4th | Total | Finish | Money |
|---|---|---|---|---|---|---|---|
| 1982 | 72 | 73 | 76 | 77 | 298 | T40 | $1,080.00 |
| 1989 | 75 | 75 | | | 150 | CUT | |
| | | | | | | **Total** | **$1,080.00** |

**Reeves, Seth (70.50)**

| Year | 1st | 2nd | 3rd | 4th | Total | Finish | Money |
|---|---|---|---|---|---|---|---|
| 2019 | 73 | 69 | | | 142 | CUT | |
| 2022 | 75 | 66 | | | 141 | CUT | |
| | | | | | | **Total** | |

**Reframe, Dean (73.55)**

| Year | 1st | 2nd | 3rd | 4th | Total | Finish | Money |
|---|---|---|---|---|---|---|---|
| 1961 | 75 | 78 | 74 | 78 | 305 | T53 | |
| 1962 | 74 | 74 | 74 | 75 | 297 | T42 | |
| 1964 | 70 | 76 | 72 | 79 | 297 | T60 | |
| 1967 | 70 | 70 | 74 | 70 | 284 | T36 | $597.66 |
| 1968 | 70 | 70 | 70 | 74 | 284 | T49 | 288.75 |
| 1976 | 76 | 75 | | | 151 | CUT | |
| | | | | | | **Total** | **$886.41** |

**Regalado, Victor (73.72)**

| Year | 1st | 2nd | 3rd | 4th | Total | Finish | Money |
|---|---|---|---|---|---|---|---|
| 1973 | 75 | 75 | | | 150 | CUT | |
| 1976 | 72 | 68 | 69 | 67 | 276 | T10 | $4,715.00 |
| 1977 | 74 | 73 | 70 | 73 | 290 | T49 | 578.20 |
| 1978 | 75 | 74 | | | 149 | CUT | |
| 1979 | 76 | 75 | | | 151 | CUT | |
| 1981 | 72 | 73 | 73 | 75 | 293 | T35 | 1,324.50 |
| 1982 | 71 | 77 | | | 148 | CUT | |
| 1983 | 85 | | | | 85 | W/D | |
| 1984 | 71 | 74 | 76 | 77 | 298 | T67 | 816.00 |
| 1985 | 74 | 75 | 75 | 74 | 298 | T49 | 998.00 |
| | | | | | | **Total** | **$8,431.70** |

**Rego, Clyde (77.50)**

| Year | 1st | 2nd | 3rd | 4th | Total | Finish | Money |
|---|---|---|---|---|---|---|---|
| 1984 | 76 | 79 | | | 155 | CUT | |
| | | | | | | **Total** | |

**Reid, Mike (72.78)**

| Year | 1st | 2nd | 3rd | 4th | Total | Finish | Money |
|---|---|---|---|---|---|---|---|
| 1977 | 74 | 74 | | | 148 | CUT | |
| 1978 | 72 | 76 | | | 148 | CUT | |
| 1979 | 72 | 74 | 76 | 73 | 295 | T44 | $737.86 |
| 1980 | 70 | 71 | 70 | 73 | 284 | T7 | 7,531.25 |
| 1982 | 70 | 75 | 83 | 74 | 302 | T62 | 633.00 |
| 1983 | 74 | 72 | 70 | 70 | 286 | T12 | 8,800.00 |
| 1984 | 73 | 79 | | | 152 | CUT | |
| 1985 | 73 | 72 | 76 | 74 | 295 | T32 | 2,264.00 |
| 1986 | 75 | 72 | | | 147 | CUT | |
| 1987 | 77 | 74 | | | 151 | CUT | |
| 1988 | 69 | 71 | 70 | 74 | 284 | T18 | 11,333.33 |
| 1990 | 72 | 70 | 67 | 75 | 284 | T2 | 110,000.00 |
| 1992 | 68 | 67 | 73 | 71 | 279 | T3 | 53,437.50 |
| 1993 | 79 | 71 | | | 150 | CUT | |
| 1994 | 70 | 73 | 72 | 70 | 285 | T22 | 13,521.43 |
| 1995 | 74 | 72 | | | 146 | CUT | |
| 1997 | 73 | 74 | | | 147 | CUT | |
| 2001 | 77 | 70 | | | 147 | CUT | |
| | | | | | | **Total** | **$208,258.37** |

**Reid, Steve (74.08)**

| Year | 1st | 2nd | 3rd | 4th | Total | Finish | Money |
|---|---|---|---|---|---|---|---|
| 1965 | 74 | 83 | | | 157 | CUT | |
| 1966 | 68 | 69 | 76 | 79 | 292 | T56 | |
| 1968 | 74 | 73 | | | 147 | CUT | |
| 1969 | 74 | 71 | | | 145 | CUT | |
| 1970 | 75 | 73 | | | 148 | CUT | |
| | | | | | | **Total** | |

**Reif, Ron (75.33)**

| Year | 1st | 2nd | 3rd | 4th | Total | Finish | Money |
|---|---|---|---|---|---|---|---|
| 1959 | 78 | 70 | 78 | 84 | 310 | T62 | |
| 1960 | 76 | 75 | | | 151 | CUT | |
| 1961 | 74 | 73 | 75 | 75 | 297 | T31 | $25.00 |
| 1973 | 74 | 72 | | | 146 | CUT | |
| | | | | | | **Total** | **$25.00** |

**Reifers, Kyle (70.28)**

| Year | 1st | 2nd | 3rd | 4th | Total | Finish | Money |
|---|---|---|---|---|---|---|---|
| 2007 | 70 | 70 | | | 140 | CUT | |
| 2012 | 67 | 72 | 66 | 69 | 274 | T37 | $21,320.00 |
| 2013 | 70 | 72 | | | 142 | CUT | |
| 2015 | 68 | 69 | 69 | 68 | 274 | T47 | 14,526.00 |
| 2016 | 73 | 74 | | | 147 | CUT | |
| 2017 | 70 | 77 | | | 147 | CUT | |
| 2023 | 72 | 69 | | | 141 | CUT | |
| | | | | | | **Total** | **$35,846.00** |

**Reith, Bob (73.75)**

| Year | 1st | 2nd | 3rd | 4th | Total | Finish | Money |
|---|---|---|---|---|---|---|---|
| 1965 | 70 | 73 | 76 | 76 | 295 | T62 | |
| | | | | | | **Total** | |

**Reitz, Ronald (76.00)**

| Year | 1st | 2nd | 3rd | 4th | Total | Finish | Money |
|---|---|---|---|---|---|---|---|
| 1969 | 76 | 76 | | | 152 | CUT | |
| | | | | | | **Total** | |

**Renaud, Bob (81.00)**

| Year | 1st | 2nd | 3rd | 4th | Total | Finish | Money |
|---|---|---|---|---|---|---|---|
| 1956 | 81 | | | | 81 | W/D | |
| | | | | | | **Total** | |

**Renner, Jack (72.45)**

| Year | 1st | 2nd | 3rd | 4th | Total | Finish | Money |
|---|---|---|---|---|---|---|---|
| 1978 | 71 | 67 | 73 | 72 | 283 | T2 | $22,200.00 |
| 1979 | 68 | 71 | 70 | 80 | 289 | T9 | 6,750.00 |
| 1980 | 73 | 69 | 76 | 74 | 292 | T51 | 588.33 |
| 1981 | 72 | 76 | 69 | 75 | 292 | T28 | 1,952.14 |
| 1982 | 73 | 72 | 72 | 70 | 287 | 3 | 20,400.00 |
| 1983 | 73 | 73 | 72 | 70 | 288 | T17 | 6,200.00 |
| 1984 | 72 | 67 | 74 | 72 | 285 | T3 | 18,040.00 |
| 1985 | 70 | 75 | 76 | 74 | 295 | T32 | 2,264.00 |
| 1986 | 69 | 73 | 71 | 76 | 289 | T43 | 1,461.00 |
| 1987 | 75 | 74 | 77 | 70 | 296 | T49 | 1,480.80 |
| 1988 | 70 | 72 | 74 | 76 | 292 | T66 | 2,040.00 |
| | | | | | | **Total** | **$83,376.27** |

**Renner, Jim (71.00)**

| Year | 1st | 2nd | 3rd | 4th | Total | Finish | Money |
|---|---|---|---|---|---|---|---|
| 2011 | 66 | 70 | 75 | 74 | 285 | T72 | $10,140.00 |
| 2014 | 72 | 72 | | | 144 | CUT | |
| 2015 | 70 | 69 | | | 139 | CUT | |
| | | | | | | **Total** | **$10,140.00** |

**Restino, John (72.75)**

| Year | 1st | 2nd | 3rd | 4th | Total | Finish | Money |
|---|---|---|---|---|---|---|---|
| 2000 | 69 | 71 | 71 | 80 | 291 | T53 | $6,980.00 |
| | | | | | | **Total** | **$6,980.00** |

**Revolta, Johnny (71.14)**

| Year | 1st | 2nd | 3rd | 4th | Total | Finish | Money |
|---|---|---|---|---|---|---|---|
| 1938 | 134 | 73 | 69 | | 276 | 2 | $750.00 |
| 1940 | 144 | 68 | 68 | | 280 | T3 | 412.50 |
| 1945 | | | | | 280 | 3 | 733.00 |
| 1946 | | | | | 289 | T23 | |
| 1948 | 72 | 72 | 69 | 73 | 286 | T9 | 375.00 |
| 1949 | 70 | 72 | 73 | 72 | 287 | T18 | 125.00 |
| 1951 | 72 | 75 | 73 | 74 | 294 | T18 | 110.00 |
| | | | | | | **Total** | **$2,505.50** |

**Reynolds, Tom (77.50)**

| Year | 1st | 2nd | 3rd | 4th | Total | Finish | Money |
|---|---|---|---|---|---|---|---|
| 1979 | 78 | 77 | | | 155 | CUT | |
| | | | | | | **Total** | |

**Rhoads, Rick (72.15)**

| Year | 1st | 2nd | 3rd | 4th | Total | Finish | Money |
|---|---|---|---|---|---|---|---|
| 1968 | 73 | 72 | 74 | 72 | 291 | T67 | |
| 1969 | 74 | 73 | | | 147 | CUT | |
| 1970 | 76 | 74 | | | 150 | CUT | |
| 1971 | 70 | 70 | 73 | 71 | 284 | T43 | $630.00 |
| 1972 | 72 | 70 | 74 | 70 | 286 | T64 | 347.82 |
| 1973 | 68 | 71 | 73 | 73 | 285 | T62 | 399.00 |
| | | | | | | **Total** | **$1,376.82** |

**Rhodes, Jr., Art (77.00)**

| Year | 1st | 2nd | 3rd | 4th | Total | Finish | Money |
|---|---|---|---|---|---|---|---|
| 1967 | 76 | 78 | | | 154 | CUT | |
| | | | | | | **Total** | |

**Rhyan, Dick (73.00)**

| Year | 1st | 2nd | 3rd | 4th | Total | Finish | Money |
|---|---|---|---|---|---|---|---|
| 1965 | 76 | 74 | | | 150 | CUT | |
| 1969 | 72 | 72 | | | 144 | CUT | |
| 1970 | 75 | 69 | | | 144 | CUT | |
| | | | | | | **Total** | |

**Rhyan, Tad (76.50)**

| Year | 1st | 2nd | 3rd | 4th | Total | Finish | Money |
|---|---|---|---|---|---|---|---|
| 1993 | 78 | 75 | | | 153 | CUT | |
| | | | | | | **Total** | |

**Rice, Aaron (74.25)**

| Year | 1st | 2nd | 3rd | 4th | Total | Finish | Money |
|---|---|---|---|---|---|---|---|
| 1960 | 76 | 69 | 73 | 79 | 297 | T50 | |
| | | | | | | **Total** | |

**Richardson, Jr., Jerry (68.33)**

| Year | 1st | 2nd | 3rd | 4th | Total | Finish | Money |
|---|---|---|---|---|---|---|---|
| 2010 | 70 | 66 | 67 | 67 | 270 | T49 | $12,724.50 |
| 2011 | 71 | 69 | | | 140 | CUT | |
| | | | | | | **Total** | **$12,724.50** |

**Riddle, N.C. (80.40)**

| Year | 1st | 2nd | 3rd | 4th | Total | Finish | Money |
|---|---|---|---|---|---|---|---|
| 1953 | 79 | | | | 79 | W/D | |
| 1954 | 77 | 83 | | | 160 | CUT | |
| 1956 | 82 | 81 | | | 163 | CUT | |
| | | | | | | **Total** | |

**Ridenhour, C.F. (82.00)**

| Year | 1st | 2nd | 3rd | 4th | Total | Finish | Money |
|---|---|---|---|---|---|---|---|
| 1956 | 81 | 83 | | | 164 | CUT | |
| | | | | | | **Total** | |

**Ridenhour, Sonny (73.79)**

| Year | 1st | 2nd | 3rd | 4th | Total | Finish | Money |
|---|---|---|---|---|---|---|---|
| 1962 | 77 | 80 | | | 157 | CUT | |
| 1963 | 74 | 71 | 73 | 77 | 295 | T54 | |
| 1964 | 69 | 76 | 74 | 76 | 295 | T56 | |
| 1965 | 72 | 76 | 75 | 73 | 296 | 64 | |
| 1966 | 71 | 71 | 73 | 76 | 291 | T51 | |
| 1967 | 69 | 75 | 69 | 70 | 283 | T29 | $843.75 |
| 1968 | 73 | 73 | | | 146 | CUT | |
| 1969 | 68 | 71 | 74 | 70 | 283 | T30 | 819.20 |
| 1970 | 77 | 73 | | | 150 | CUT | |
| 1973 | 78 | | | | 78 | W/D | |
| 1983 | 81 | 80 | | | 161 | CUT | |
| | | | | | | **Total** | **$1,662.95** |

**Ridings, Tag (70.07)**

| Year | 1st | 2nd | 3rd | 4th | Total | Finish | Money |
|---|---|---|---|---|---|---|---|
| 2004 | 69 | 71 | 72 | 71 | 283 | T35 | $20,825.46 |
| 2005 | 71 | 68 | 75 | 67 | 281 | T45 | 14,300.00 |
| 2006 | 66 | 72 | 74 | 69 | 281 | T28 | 35,500.00 |
| 2007 | 70 | 66 | 72 | 71 | 279 | T57 | 11,000.00 |
| 2008 | 74 | 64 | | | 138 | CUT | |
| 2009 | 68 | 73 | | | 141 | CUT | |
| 2011 | 70 | 70 | | | 140 | CUT | |
| 2013 | 70 | 71 | | | 141 | CUT | |
| 2017 | 66 | 70 | 71 | 71 | 278 | T69 | 11,600.00 |
| | | | | | | **Total** | **$93,225.46** |

**Riegel, Skee (71.56)**

| Year | 1st | 2nd | 3rd | 4th | Total | Finish | Money |
|---|---|---|---|---|---|---|---|
| 1949 | 71 | 73 | 74 | 71 | 289 | T21 | |
| 1951 | 73 | 75 | 79 | | 227 | W/D | |
| 1952 | 67 | 73 | 69 | 72 | 281 | T7 | $460.00 |
| 1953 | 69 | 68 | 71 | 70 | 278 | 5 | 700.00 |
| 1965 | 70 | | | | 70 | W/D | |
| | | | | | | **Total** | **$1,160.00** |

**Riegger, John (72.20)**

| Year | 1st | 2nd | 3rd | 4th | Total | Finish | Money |
|---|---|---|---|---|---|---|---|
| 1987 | 83 | 77 | | | 160 | CUT | |
| 1992 | 73 | 79 | | | 152 | CUT | |
| 1998 | 72 | 70 | 76 | 69 | 287 | T42 | $7,480.00 |
| 2001 | 73 | 67 | 74 | 72 | 286 | T66 | 7,175.00 |
| 2002 | 71 | 73 | 74 | 73 | 291 | T61 | 8,208.00 |
| 2008 | 67 | 65 | 67 | 69 | 268 | T20 | 57,324.00 |
| | | | | | | **Total** | **$80,187.00** |

**Riggins, Jim (76.29)**

| Year | 1st | 2nd | 3rd | 4th | Total | Finish | Money |
|---|---|---|---|---|---|---|---|
| 1956 | 75 | 75 | 75 | 78 | 303 | T50 | |
| 1958 | 74 | | | | 74 | W/D | |
| 1961 | 76 | 81 | | | 157 | CUT | |
| | | | | | | **Total** | |

**Riley, Chris (69.97)**

| Year | 1st | 2nd | 3rd | 4th | Total | Finish | Money |
|---|---|---|---|---|---|---|---|
| 1999 | 71 | 69 | 71 | 72 | 283 | T25 | $19,846.66 |
| 2000 | 72 | 74 | | | 146 | CUT | |
| 2001 | 74 | 72 | | | 146 | CUT | |
| 2002 | 74 | 70 | 69 | 69 | 282 | T14 | 64,600.00 |
| 2006 | 69 | 75 | | | 144 | CUT | |
| 2007 | 70 | 68 | 74 | 72 | 284 | T77 | 9,100.00 |
| 2008 | 68 | 70 | | | 138 | CUT | |
| 2009 | 66 | 63 | 66 | 74 | 269 | T13 | 95,625.00 |
| 2010 | 67 | 69 | 64 | 64 | 264 | T8 | 142,800.00 |
| 2011 | 71 | 72 | | | 143 | CUT | |
| | | | | | | **Total** | **$331,971.66** |

**Riley, Davis (68.83)**

| Year | 1st | 2nd | 3rd | 4th | Total | Finish | Money |
|---|---|---|---|---|---|---|---|
| 2022 | 67 | 66 | 68 | 69 | 270 | T13 | $123,187.50 |
| 2023 | 71 | 72 | | | 143 | CUT | |
| | | | | | | **Total** | **$123,187.50** |

**Ring, David (76.67)**

| Year | 1st | 2nd | 3rd | 4th | Total | Finish | Money |
|---|---|---|---|---|---|---|---|
| 1962 | 75 | 77 | 78 | | 230 | CUT | |
| | | | | | | **Total** | |

**Rinker, Larry (73.69)**

| Year | 1st | 2nd | 3rd | 4th | Total | Finish | Money |
|---|---|---|---|---|---|---|---|
| 1983 | 72 | 75 | 71 | 75 | 293 | T44 | $1,209.33 |
| 1984 | 78 | 76 | | | 154 | CUT | |
| 1988 | 73 | 71 | 69 | 71 | 284 | T18 | 11,333.34 |
| 1989 | 77 | 71 | 75 | 70 | 293 | T50 | 2,348.88 |
| 1990 | 78 | 82 | | | 160 | CUT | |
| 1997 | 71 | 68 | 75 | 74 | 288 | T49 | 4,510.60 |
| 1998 | 71 | 74 | | | 145 | CUT | |
| 2000 | 75 | 71 | | | 146 | CUT | |
| 2001 | 76 | 77 | | | 153 | CUT | |
| | | | | | | **Total** | **$19,402.15** |

**Rinker, Lee (72.43)**

| Year | 1st | 2nd | 3rd | 4th | Total | Finish | Money |
|---|---|---|---|---|---|---|---|
| 1995 | 71 | 73 | | | 144 | CUT | |
| 1996 | 77 | 72 | | | 149 | CUT | |
| 1997 | 73 | 72 | | | 145 | CUT | |
| 1998 | 70 | 69 | 72 | 75 | 286 | T38 | $9,680.00 |
| 1999 | 71 | 70 | 74 | 75 | 290 | T57 | 5,746.00 |
| | | | | | | **Total** | **$15,426.00** |

**Rintoul, Steve (73.25)**

| Year | 1st | 2nd | 3rd | 4th | Total | Finish | Money |
|---|---|---|---|---|---|---|---|
| 1995 | 71 | 73 | | | 144 | CUT | |
| 1996 | 75 | 74 | | | 149 | CUT | |
| | | | | | | **Total** | |

**Risch, Bob (74.50)**

| Year | 1st | 2nd | 3rd | 4th | Total | Finish | Money |
|---|---|---|---|---|---|---|---|
| 1976 | 77 | 72 | | | 149 | CUT | |
| | | | | | | **Total** | |

**Roach, Wes (70.09)**

| Year | 1st | 2nd | 3rd | 4th | Total | Finish | Money |
|---|---|---|---|---|---|---|---|
| 2014 | 70 | 68 | 74 | 65 | 277 | T57 | $11,660.00 |
| 2016 | 77 | | | | 77 | W/D | |
| 2019 | 67 | 68 | 68 | 69 | 272 | T53 | 14,153.71 |
| 2021 | 70 | 75 | | | 145 | CUT | |
| | | | | | | **Total** | **$25,813.71** |

**Roberts, Brooks (75.75)**

| Year | 1st | 2nd | 3rd | 4th | Total | Finish | Money |
|---|---|---|---|---|---|---|---|
| 1997 | 76 | 79 | | | 155 | CUT | |
| 1999 | 78 | 70 | | | 148 | CUT | |
| | | | | | | **Total** | |

**Roberts, Loren (72.35)**

| Year | 1st | 2nd | 3rd | 4th | Total | Finish | Money |
|---|---|---|---|---|---|---|---|
| 1983 | 75 | 73 | 75 | 71 | 294 | T50 | $974.00 |
| 1984 | 77 | 75 | | | 152 | CUT | |
| 1985 | 76 | 73 | 74 | 76 | 299 | T53 | 913.14 |
| 1986 | 72 | 74 | | | 146 | CUT | |
| 1987 | 78 | 75 | | | 153 | CUT | |
| 1989 | 73 | 71 | 76 | 73 | 293 | T50 | 2,348.89 |
| 1990 | 74 | 71 | 73 | 71 | 289 | T30 | 8,125.00 |
| 1991 | 71 | 71 | 68 | 68 | 278 | T9 | 33,750.00 |
| 1992 | 70 | 69 | 75 | 70 | 284 | T27 | 9,250.00 |
| 1993 | 72 | 75 | 75 | 72 | 294 | T67 | 3,045.00 |
| 1995 | 71 | 70 | 71 | 69 | 281 | T14 | 25,500.00 |
| 2002 | 68 | 72 | 71 | 71 | 282 | T14 | 64,600.00 |
| 2003 | 70 | 71 | 71 | 72 | 284 | T57 | 10,035.00 |
| 2005 | 74 | 70 | | | 144 | CUT | |
| | | | | | | **Total** | **$158,541.03** |

**Robinson, Bill (75.75)**

| Year | 1st | 2nd | 3rd | 4th | Total | Finish | Money |
|---|---|---|---|---|---|---|---|
| 1969 | 74 | 77 | | | 151 | CUT | |
| 1982 | 71 | 81 | | | 152 | CUT | |
| | | | | | | **Total** | |

**Robinson, David (72.00)**

| Year | 1st | 2nd | 3rd | 4th | Total | Finish | Money |
|---|---|---|---|---|---|---|---|
| 2009 | 71 | 73 | | | 144 | CUT | |
| | | | | | | **Total** | |

**Rocha, Alexandre (68.50)**

| Year | 1st | 2nd | 3rd | 4th | Total | Finish | Money |
|---|---|---|---|---|---|---|---|
| 2011 | 66 | 66 | 70 | 70 | 272 | T30 | $28,964.00 |
| 2012 | 68 | 68 | 69 | 71 | 276 | T50 | 12,542.40 |
| | | | | | | **Total** | **$41,506.40** |

**Rockett, Jr., Glenn (74.00)**

| Year | 1st | 2nd | 3rd | 4th | Total | Finish | Money |
|---|---|---|---|---|---|---|---|
| 1973 | 75 | 73 | | | 148 | CUT | |
| | | | | | | **Total** | |

**Rodgers, Patrick (68.71)**

| Year | 1st | 2nd | 3rd | 4th | Total | Finish | Money |
|---|---|---|---|---|---|---|---|
| 2014 | 73 | | | | 73 | W/D | |
| 2015 | 67 | 66 | 67 | 72 | 272 | T38 | $23,220.00 |
| 2018 | 68 | 67 | 67 | 66 | 268 | T24 | 45,400.00 |
| 2019 | 63 | 72 | 74 | | 209 | T81 | 10,912.00 |
| 2020 | 70 | 66 | 67 | 73 | 276 | T66 | 13,504.00 |
| 2021 | 71 | 67 | | | 138 | CUT | |
| 2022 | 69 | 70 | 68 | 66 | 273 | T36 | 30,328.18 |
| 2023 | 67 | 73 | | | 140 | CUT | |
| | | | | | | **Total** | **$123,364.18** |

**Rodgers, Phil (71.32)**

| Year | 1st | 2nd | 3rd | 4th | Total | Finish | Money |
|---|---|---|---|---|---|---|---|
| 1962 | 73 | 73 | 69 | 74 | 289 | T18 | $640.00 |
| 1963 | 71 | 69 | 70 | 70 | 280 | T13 | 875.00 |
| 1965 | 69 | 71 | 69 | 69 | 278 | T2 | 4,733.33 |
| 1966 | 70 | 74 | 72 | 67 | 283 | T15 | 1,550.00 |
| 1967 | 70 | 71 | 69 | 73 | 283 | T29 | 843.75 |
| 1968 | 71 | 71 | 72 | 68 | 282 | T34 | 773.44 |
| 1970 | 66 | 72 | 72 | 74 | 284 | T36 | 873.00 |
| 1971 | 72 | 73 | 72 | 69 | 286 | T55 | 271.43 |
| 1973 | 68 | 72 | 69 | 71 | 280 | T44 | 633.50 |
| 1975 | 75 | 73 | 74 | 75 | 297 | T59 | 441.25 |
| 1976 | 73 | 72 | | | 145 | CUT | |
| 1977 | 78 | 73 | | | 151 | CUT | |
| | | | | | | **Total** | **$11,634.70** |

**Rodriguez, Anthony (76.50)**

| Year | 1st | 2nd | 3rd | 4th | Total | Finish | Money |
|---|---|---|---|---|---|---|---|
| 1997 | 77 | 76 | | | 153 | CUT | |
| | | | | | | **Total** | |

**Rodriguez, Chi Chi (71.47)**

| Year | 1st | 2nd | 3rd | 4th | Total | Finish | Money |
|---|---|---|---|---|---|---|---|
| 1962 | 68 | 85 | | | 153 | CUT | |
| 1963 | 73 | 71 | 71 | 70 | 285 | T24 | $455.00 |
| 1967 | 68 | 68 | 72 | 71 | 279 | T12 | 2,400.00 |
| 1968 | 75 | 70 | 73 | | 218 | W/D | |
| 1969 | 69 | 68 | 69 | 70 | 276 | T6 | 5,440.00 |
| 1970 | 69 | 69 | 72 | 67 | 277 | T8 | 5,085.00 |
| 1971 | 72 | 71 | 69 | 71 | 283 | T37 | 921.50 |
| 1972 | 68 | 69 | 69 | 67 | 273 | T3 | 9,750.00 |
| 1973 | 68 | 66 | 67 | 66 | 267 | 1 | 42,000.00 |
| 1974 | 69 | 71 | 72 | 70 | 282 | T35 | 1,063.09 |
| 1975 | 73 | 69 | 73 | 71 | 286 | T12 | 4,218.75 |
| 1976 | 72 | 75 | | | 147 | CUT | |
| 1977 | 77 | 71 | | | 148 | CUT | |
| 1978 | 74 | 76 | | | 150 | CUT | |
| 1981 | 75 | 78 | | | 153 | CUT | |
| 1984 | 77 | 83 | | | 160 | CUT | |
| 1985 | 74 | 77 | | | 151 | CUT | |
| | | | | | | **Total** | **$71,333.34** |

**Rodríguez, José de Jesús (68.25)**

| Year | 1st | 2nd | 3rd | 4th | Total | Finish | Money |
|---|---|---|---|---|---|---|---|
| 2019 | 67 | 67 | 70 | 69 | 273 | T60 | $13,144.00 |
| | | | | | | **Total** | **$13,144.00** |

**Rody, Tyler (70.50)**

| Year | 1st | 2nd | 3rd | 4th | Total | Finish | Money |
|---|---|---|---|---|---|---|---|
| 2012 | 73 | 68 | | | 141 | CUT | |
| | | | | | | **Total** | |

**Roelofsz, Bryan (79.50)**

| Year | 1st | 2nd | 3rd | 4th | Total | Finish | Money |
|---|---|---|---|---|---|---|---|
| 1960 | 76 | 81 | | | 157 | CUT | |
| 1962 | 81 | 80 | | | 161 | CUT | |
| | | | | | | **Total** | |

**Roesink, Martin (71.00)**

| Year | 1st | 2nd | 3rd | 4th | Total | Finish | Money |
|---|---|---|---|---|---|---|---|
| 1969 | 72 | 69 | 69 | 74 | 284 | T45 | $416.00 |
| | | | | | | **Total** | **$416.00** |

**Rogers, Bill (72.31)**

| Year | 1st | 2nd | 3rd | 4th | Total | Finish | Money |
|---|---|---|---|---|---|---|---|
| 1977 | 73 | 73 | 73 | 68 | 287 | T27 | $1,703.75 |
| 1981 | 75 | 71 | 70 | 71 | 287 | T7 | 8,121.43 |
| 1982 | 69 | 74 | 74 | 72 | 289 | T5 | 11,400.00 |
| 1988 | 69 | 72 | 71 | 82 | 294 | T75 | 1,870.00 |
| | | | | | | **Total** | **$23,095.18** |

**Roland, Mike (80.00)**

| Year | 1st | 2nd | 3rd | 4th | Total | Finish | Money |
|---|---|---|---|---|---|---|---|
| 1979 | 78 | 82 | | | 160 | CUT | |
| | | | | | | **Total** | |

**Rollins, John (70.47)**

| Year | 1st | 2nd | 3rd | 4th | Total | Finish | Money |
|---|---|---|---|---|---|---|---|
| 2000 | 72 | 72 | 73 | 75 | 292 | T56 | $6,690.00 |
| 2002 | 74 | 69 | 74 | 70 | 287 | T44 | 12,160.00 |
| 2003 | 72 | 74 | | | 146 | CUT | |
| 2004 | 68 | 73 | 72 | 69 | 282 | T27 | 31,970.00 |
| 2005 | 67 | 68 | 71 | 72 | 278 | T28 | 33,250.00 |
| 2006 | 64 | 74 | 72 | 72 | 282 | T31 | 27,750.00 |
| 2008 | 74 | 70 | | | 144 | CUT | |
| 2010 | 64 | 65 | 68 | 65 | 262 | T3 | 244,800.00 |
| 2011 | 67 | 67 | 68 | 69 | 271 | T25 | 40,560.00 |
| 2012 | 71 | 70 | | | 141 | CUT | |
| 2013 | 75 | 70 | | | 145 | CUT | |
| 2014 | 75 | 73 | | | 148 | CUT | |
| | | | | | | **Total** | **$397,180.00** |

**Romero, Andres (69.50)**

| Year | 1st | 2nd | 3rd | 4th | Total | Finish | Money |
|---|---|---|---|---|---|---|---|
| 2010 | 66 | 67 | 65 | 69 | 267 | T28 | $33,915.00 |
| 2012 | 70 | 72 | | | 142 | CUT | |
| 2013 | 74 | 67 | | | 141 | CUT | |
| 2014 | 70 | 66 | 64 | 69 | 269 | T14 | 92,750.00 |
| 2016 | 72 | 75 | | | 147 | CUT | |
| 2017 | 68 | 71 | | | 139 | CUT | |
| 2018 | 71 | 75 | | | 146 | CUT | |
| | | | | | | **Total** | **$126,665.00** |

**Romero, Eduardo (74.75)**

| Year | 1st | 2nd | 3rd | 4th | Total | Finish | Money |
|---|---|---|---|---|---|---|---|
| 1986 | 71 | 72 | 78 | 78 | 299 | 72 | $980.00 |
| | | | | | | **Total** | $980.00 |

**Rosburg, Bob (71.06)**

| Year | 1st | 2nd | 3rd | 4th | Total | Finish | Money |
|---|---|---|---|---|---|---|---|
| 1954 | 67 | 74 | 70 | 75 | 286 | T5 | $650.00 |
| 1955 | 70 | 69 | 71 | 67 | 277 | T4 | 853.34 |
| 1970 | 71 | 69 | 76 | 68 | 284 | T36 | 873.00 |
| 1971 | 73 | 69 | 73 | 71 | 286 | T55 | 271.43 |
| 1972 | 75 | | | | 75 | W/D | |
| | | | | | | **Total** | **$2,647.77** |

**Rose, Bob (71.50)**

| Year | 1st | 2nd | 3rd | 4th | Total | Finish | Money |
|---|---|---|---|---|---|---|---|
| 1966 | 72 | 69 | 74 | 71 | 286 | T35 | $550.00 |
| | | | | | | **Total** | **$550.00** |

**Rose, Clarence (73.19)**

| Year | 1st | 2nd | 3rd | 4th | Total | Finish | Money |
|---|---|---|---|---|---|---|---|
| 1982 | 73 | 73 | 76 | 80 | 302 | T62 | $633.00 |
| 1983 | 76 | 70 | 75 | 71 | 292 | T38 | 1,680.00 |
| 1984 | 71 | 72 | 70 | 73 | 286 | T8 | 10,800.00 |
| 1985 | 73 | 76 | 77 | 78 | 304 | 75 | 760.00 |
| 1986 | 73 | 75 | | | 148 | CUT | |
| 1987 | 72 | 68 | 75 | 69 | 284 | 2 | 64,800.00 |
| 1988 | 74 | 71 | 72 | 72 | 289 | T51 | 2,353.33 |
| 1989 | 75 | 73 | 73 | 76 | 297 | T73 | 1,910.00 |
| 1990 | 74 | 73 | 76 | 70 | 293 | T47 | 3,171.88 |
| 1991 | 75 | 78 | | | 153 | CUT | |
| 1992 | 77 | 71 | | | 148 | CUT | |
| 1993 | 78 | 78 | | | 156 | CUT | |
| 1996 | 73 | 69 | 72 | 71 | 285 | T23 | 13,507.50 |
| 1997 | 70 | 71 | 68 | 72 | 281 | T14 | 32,300.00 |
| 1998 | 73 | 70 | 69 | 75 | 287 | T42 | 7,480.00 |
| 1999 | 77 | 70 | | | 147 | CUT | |
| | | | | | | **Total** | **$139,395.71** |

**Rose, Justin (68.45)**

| Year | 1st | 2nd | 3rd | 4th | Total | Finish | Money |
|---|---|---|---|---|---|---|---|
| 2004 | 67 | 75 | | | 142 | CUT | |
| 2005 | 69 | 65 | 68 | 71 | 273 | T6 | $156,500.00 |
| 2006 | 72 | 71 | | | 143 | CUT | |
| 2009 | 65 | 68 | 65 | 68 | 266 | T5 | 172,890.00 |
| 2020 | 73 | 67 | | | 140 | CUT | |
| 2021 | 66 | 65 | 69 | 67 | 267 | T10 | 148,800.00 |
| 2022 | 73 | 66 | 67 | 69 | 275 | T54 | 16,863.00 |
| | | | | | | **Total** | **$495,053.00** |

**Roseen, Howard (76.00)**

| Year | 1st | 2nd | 3rd | 4th | Total | Finish | Money |
|---|---|---|---|---|---|---|---|
| 1958 | 78 | 74 | | | 152 | CUT | |
| | | | | | | **Total** | |

**Rosemond, Jack (78.00)**

| Year | 1st | 2nd | 3rd | 4th | Total | Finish | Money |
|---|---|---|---|---|---|---|---|
| 1956 | 76 | 80 | | | 156 | CUT | |
| | | | | | | **Total** | |

**Ross, Bob (73.63)**

| Year | 1st | 2nd | 3rd | 4th | Total | Finish | Money |
|---|---|---|---|---|---|---|---|
| 1962 | 74 | 71 | 78 | 78 | 301 | T63 | |
| 1970 | 68 | 72 | 72 | 76 | 288 | T59 | $300.00 |
| | | | | | | **Total** | **$300.00** |

**Ross, John (71.00)**

| Year | 1st | 2nd | 3rd | 4th | Total | Finish | Money |
|---|---|---|---|---|---|---|---|
| 1991 | 71 | 67 | 72 | 71 | 281 | T17 | $17,500.00 |
| 1992 | 71 | 74 | | | 145 | CUT | |
| | | | | | | **Total** | **$17,500.00** |

**Rotar, Chuck (74.17)**

| Year | 1st | 2nd | 3rd | 4th | Total | Finish | Money |
|---|---|---|---|---|---|---|---|
| 1964 | 72 | 70 | 73 | 71 | 286 | T13 | $845.00 |
| 1965 | 80 | 79 | | | 159 | CUT | |
| | | | | | | **Total** | **$845.00** |

**Rothrock, Jr., Aubrey (75.75)**

| Year | 1st | 2nd | 3rd | 4th | Total | Finish | Money |
|---|---|---|---|---|---|---|---|
| 1956 | 80 | 73 | 76 | 74 | 303 | T50 | |
| | | | | | | **Total** | |

**Roy, Jim (74.50)**

| Year | 1st | 2nd | 3rd | 4th | Total | Finish | Money |
|---|---|---|---|---|---|---|---|
| 1983 | 72 | 77 | | | 149 | CUT | |
| | | | | | | **Total** | |

**Roy, Kevin (70.00)**

| Year | 1st | 2nd | 3rd | 4th | Total | Finish | Money |
|---|---|---|---|---|---|---|---|
| 2023 | 71 | 69 | | | 140 | CUT | |
| | | | | | | **Total** | |

**Royer, Hugh (72.15)**

| Year | 1st | 2nd | 3rd | 4th | Total | Finish | Money |
|---|---|---|---|---|---|---|---|
| 1960 | 74 | 75 | 76 | 74 | 299 | T59 | |
| 1967 | 74 | 71 | 72 | 73 | 290 | T61 | |
| 1968 | 70 | 72 | 70 | 71 | 283 | T42 | $445.90 |
| 1970 | 70 | 72 | 73 | 67 | 282 | T30 | 1,147.50 |
| 1971 | 77 | 68 | 73 | 71 | 289 | T66 | 271.00 |
| | | | | | | **Total** | **$1,864.40** |

**Royer III, Hugh (73.50)**

| Year | 1st | 2nd | 3rd | 4th | Total | Finish | Money |
|---|---|---|---|---|---|---|---|
| 1996 | 77 | 72 | | | 149 | CUT | |
| 1997 | 71 | 73 | | | 144 | CUT | |
| 1998 | 74 | 74 | | | 148 | CUT | |
| | | | | | | **Total** | |

**Rubis, Ed (73.50)**

| Year | 1st | 2nd | 3rd | 4th | Total | Finish | Money |
|---|---|---|---|---|---|---|---|
| 1964 | 73 | 70 | 78 | 73 | 294 | T51 | |
| | | | | | | **Total** | |

**Rudolph, Craig (74.50)**

| Year | 1st | 2nd | 3rd | 4th | Total | Finish | Money |
|---|---|---|---|---|---|---|---|
| 1991 | 77 | 72 | | | 149 | CUT | |
| | | | | | | **Total** | |

**Rudolph, Mason (71.11)**

| Year | 1st | 2nd | 3rd | 4th | Total | Finish | Money |
|---|---|---|---|---|---|---|---|
| 1960 | 71 | 70 | 70 | 70 | 281 | 8 | $850.00 |
| 1962 | 69 | 70 | 72 | 73 | 284 | T5 | 1,600.00 |
| 1964 | 72 | 71 | 69 | 71 | 283 | 7 | 1,800.00 |
| 1965 | 74 | 70 | 74 | 71 | 289 | T37 | 362.50 |
| 1967 | 72 | 74 | | | 146 | CUT | |
| 1968 | 71 | 74 | | | 145 | W/D | |
| 1969 | 68 | 71 | 77 | 70 | 286 | T54 | 266.67 |
| 1970 | 71 | 68 | 70 | 70 | 279 | T11 | 3,528.00 |
| 1971 | 73 | 71 | 67 | 70 | 281 | T18 | 1,941.80 |
| 1972 | 70 | 70 | 73 | 72 | 285 | T62 | 347.83 |
| 1973 | 65 | 73 | 71 | 68 | 277 | T29 | 1,428.00 |
| 1974 | 65 | 73 | 72 | 67 | 277 | T16 | 3,415.15 |
| 1975 | 73 | 72 | 70 | 70 | 285 | T9 | 5,625.00 |
| 1976 | 73 | 70 | 73 | 63 | 279 | T26 | 1,667.50 |
| 1978 | 72 | 76 | | | 148 | CUT | |
| 1979 | 76 | 81 | | | 157 | CUT | |
| | | | | | | **Total** | **$22,832.45** |

**Ruedi, John (75.10)**

| Year | 1st | 2nd | 3rd | 4th | Total | Finish | Money |
|---|---|---|---|---|---|---|---|
| 1954 | 77 | 75 | 79 | 75 | 306 | T54 | |
| 1958 | 75 | 72 | 74 | 74 | 295 | T54 | |
| 1959 | 75 | 79 | | | 154 | CUT | |
| 1960 | 71 | 73 | 73 | 73 | 290 | T27 | $140.00 |
| 1961 | 79 | 73 | 73 | 77 | 302 | T46 | |
| 1962 | 78 | 77 | | | 155 | CUT | |
| | | | | | | **Total** | **$140.00** |

**Ruffels, Ryan (74.50)**

| Year | 1st | 2nd | 3rd | 4th | Total | Finish | Money |
|---|---|---|---|---|---|---|---|
| 2017 | 77 | 72 | | | 149 | CUT | |
| | | | | | | **Total** | |

**Rule, Jack (72.13)**

| Year | 1st | 2nd | 3rd | 4th | Total | Finish | Money |
|---|---|---|---|---|---|---|---|
| 1962 | 72 | 72 | 73 | 76 | 293 | T33 | $210.00 |
| 1967 | 72 | 70 | 69 | 73 | 284 | T36 | 597.65 |
| | | | | | | **Total** | **$807.65** |

**Rumford, Brett (71.50)**

| Year | 1st | 2nd | 3rd | 4th | Total | Finish | Money |
|---|---|---|---|---|---|---|---|
| 2008 | 68 | 75 | | | 143 | CUT | |
| | | | | | | **Total** | |

**Rummells, Dave (72.60)**

| Year | 1st | 2nd | 3rd | 4th | Total | Finish | Money |
|---|---|---|---|---|---|---|---|
| 1986 | 75 | 70 | 71 | 73 | 289 | T43 | $1,461.00 |
| 1987 | 70 | 73 | 77 | 73 | 293 | T30 | 3,487.50 |
| 1988 | 75 | 70 | 68 | 71 | 284 | T18 | 11,333.34 |
| 1989 | 76 | 72 | 73 | 69 | 290 | T28 | 6,368.75 |
| 1990 | 76 | 76 | | | 152 | CUT | |
| 1991 | 71 | 72 | 70 | 72 | 285 | T45 | 3,575.00 |
| 1993 | 78 | | | | 78 | W/D | |
| 1998 | 71 | 73 | | | 144 | CUT | |
| | | | | | | **Total** | **$26,225.59** |

**Runyan, Paul (71.55)**

| Year | 1st | 2nd | 3rd | 4th | Total | Finish | Money |
|---|---|---|---|---|---|---|---|
| 1938 | 139 | 72 | 70 | | 281 | T3 | $500.00 |
| 1939 | 145 | 75 | 72 | | 292 | T15 | 26.67 |
| 1940 | 145 | 66 | 69 | | 280 | T3 | 412.50 |
| 1941 | 141 | 78 | 72 | | 291 | T14 | 85.00 |
| 1942 | 140 | 75 | 72 | | 287 | T15 | 82.50 |
| | | | | | | **Total** | **$1,106.67** |

**Rusnak, Gary (74.50)**

| Year | 1st | 2nd | 3rd | 4th | Total | Finish | Money |
|---|---|---|---|---|---|---|---|
| 1996 | 76 | 73 | | | 149 | CUT | |
| | | | | | | **Total** | |

**Russell, D.A. (74.50)**

| Year | 1st | 2nd | 3rd | 4th | Total | Finish | Money |
|---|---|---|---|---|---|---|---|
| 1994 | 75 | 74 | | | 149 | CUT | |
| | | | | | | **Total** | |

**Rutan, Chick (75.00)**

| Year | 1st | 2nd | 3rd | 4th | Total | Finish | Money |
|---|---|---|---|---|---|---|---|
| 1945 | | | | | 300 | T16 | $66.00 |
| | | | | | | **Total** | **$66.00** |

**Ryder, Sam (68.50)**

| Year | 1st | 2nd | 3rd | 4th | Total | Finish | Money |
|---|---|---|---|---|---|---|---|
| 2018 | 72 | 64 | 69 | 67 | 272 | T45 | $16,515.00 |
| 2019 | 68 | 68 | 70 | 67 | 273 | T60 | 13,144.00 |
| 2020 | 70 | 70 | | | 140 | CUT | |
| 2021 | 68 | 65 | 72 | 66 | 271 | T35 | 34,080.00 |
| 2022 | 67 | 70 | 69 | 70 | 276 | T61 | 15,841.00 |
| 2023 | 67 | 71 | 67 | 70 | 275 | T38 | 31,540.00 |
| | | | | | | **Total** | **$111,120.00** |

**Rymer, Charlie (72.50)**

| Year | 1st | 2nd | 3rd | 4th | Total | Finish | Money |
|---|---|---|---|---|---|---|---|
| 1995 | 69 | 79 | | | 148 | CUT | |
| 1996 | 73 | 73 | 69 | 73 | 288 | T48 | $4,432.50 |
| 1997 | 74 | 70 | | | 144 | CUT | |
| | | | | | | **Total** | **$4,432.50** |

**Sabbatini, Rory (68.47)**

| Year | 1st | 2nd | 3rd | 4th | Total | Finish | Money |
|---|---|---|---|---|---|---|---|
| 1999 | 72 | 77 | | | 149 | CUT | |
| 2012 | 68 | 73 | | | 141 | CUT | |
| 2013 | 67 | 66 | 72 | 65 | 270 | T8 | $153,700.00 |
| 2017 | 65 | 68 | 66 | 64 | 263 | T4 | 239,733.33 |
| 2018 | 69 | 67 | 64 | 74 | 274 | T57 | 13,140.00 |
| 2019 | 63 | 68 | 66 | 67 | 264 | T6 | 181,128.57 |
| 2020 | 68 | 73 | | | 141 | CUT | |
| 2021 | 66 | 64 | 69 | 68 | 267 | T10 | 148,800.00 |
| 2022 | 68 | 71 | 72 | 65 | 276 | T61 | 15,841.00 |
| 2023 | 74 | 72 | | | 146 | CUT | |
| | | | | | | **Total** | **$732,342.90** |

**Sabo, Ed (73.83)**

| Year | 1st | 2nd | 3rd | 4th | Total | Finish | Money |
|---|---|---|---|---|---|---|---|
| 1977 | 75 | 72 | 74 | 72 | 293 | T59 | $464.00 |
| 1978 | 75 | 75 | | | 150 | CUT | |
| | | | | | | **Total** | **$464.00** |

**Sadakata, Akio (73.00)**

| Year | 1st | 2nd | 3rd | 4th | Total | Finish | Money |
|---|---|---|---|---|---|---|---|
| 2003 | 74 | 72 | | | 146 | CUT | |
| | | | | | | **Total** | |

**Sainz Jr, Carlos (69.50)**

| Year | 1st | 2nd | 3rd | 4th | Total | Finish | Money |
|---|---|---|---|---|---|---|---|
| 2015 | 69 | 70 | | | 139 | CUT | |
| | | | | | | **Total** | |

**Sanchez, David (70.50)**

| Year | 1st | 2nd | 3rd | 4th | Total | Finish | Money |
|---|---|---|---|---|---|---|---|
| 2012 | 71 | 70 | | | 141 | CUT | |
| | | | | | | **Total** | |

**Sander, Bill (73.07)**

| Year | 1st | 2nd | 3rd | 4th | Total | Finish | Money |
|---|---|---|---|---|---|---|---|
| 1983 | 76 | 75 | | | 151 | CUT | |
| 1984 | 79 | | | | 79 | W/D | |
| 1986 | 74 | 69 | 76 | 73 | 292 | T61 | $1,075.00 |
| 1987 | 70 | 72 | 75 | 70 | 287 | T7 | 18,075.00 |
| 1988 | 75 | 71 | | | 146 | CUT | |
| 1989 | 77 | 71 | 72 | 70 | 290 | T28 | 6,368.75 |
| 1990 | 73 | 72 | 74 | 70 | 289 | T30 | 8,125.00 |
| 1991 | 72 | 69 | 72 | 70 | 283 | T25 | 7,891.67 |
| 1992 | 77 | 79 | | | 156 | W/D | |
| | | | | | | **Total** | **$41,535.42** |

**Sanders, Curt (72.50)**

| Year | 1st | 2nd | 3rd | 4th | Total | Finish | Money |
|---|---|---|---|---|---|---|---|
| 2010 | 70 | 75 | | | 145 | CUT | |
| | | | | | | **Total** | |

**Sanders, Doug (69.87)**

| Year | 1st | 2nd | 3rd | 4th | Total | Finish | Money |
|---|---|---|---|---|---|---|---|
| 1960 | 71 | 71 | 70 | 70 | 282 | T9 | $775.00 |
| 1961 | 74 | 70 | 69 | 76 | 289 | T10 | 800.00 |
| 1962 | 72 | 74 | 72 | 74 | 292 | T27 | 315.00 |
| 1963 | 68 | 65 | 68 | 69 | 270 | 1 | 5,500.00 |
| 1964 | 73 | 70 | 66 | 68 | 277 | 2 | 3,800.00 |
| 1965 | 72 | 73 | | | 145 | DQ | |
| 1966 | 65 | 70 | 71 | 70 | 276 | 1 | 20,000.00 |
| 1967 | 67 | 68 | 70 | 64 | 269 | 2 | 15,000.00 |
| 1968 | 71 | 69 | 70 | 63 | 273 | T5 | 5,270.84 |
| 1970 | 70 | 68 | 70 | 71 | 279 | T11 | 3,528.00 |
| 1972 | 68 | 71 | 71 | 67 | 277 | T14 | 3,300.00 |
| 1973 | 65 | 68 | 69 | 70 | 272 | T7 | 6,195.00 |
| 1975 | 78 | 70 | 70 | 73 | 291 | T32 | 1,195.00 |
| 1976 | 71 | 68 | 72 | 70 | 281 | T40 | 851.00 |
| | | | | | | **Total** | **$66,529.84** |

**Sanders, Monte (74.25)**

| Year | 1st | 2nd | 3rd | 4th | Total | Finish | Money |
|---|---|---|---|---|---|---|---|
| 1956 | 75 | 72 | 76 | 74 | 297 | T37 | |
| | | | | | | **Total** | |

**Sanger, Reggy (79.00)**

| Year | 1st | 2nd | 3rd | 4th | Total | Finish | Money |
|---|---|---|---|---|---|---|---|
| 1954 | 79 | 79 | | | 158 | CUT | |
| | | | | | | **Total** | |

**Sann, David (74.50)**

| Year | 1st | 2nd | 3rd | 4th | Total | Finish | Money |
|---|---|---|---|---|---|---|---|
| 1982 | 75 | 74 | | | 149 | CUT | |
| | | | | | | **Total** | |

**Sanudo, Cesar (74.31)**

| Year | 1st | 2nd | 3rd | 4th | Total | Finish | Money |
|---|---|---|---|---|---|---|---|
| 1969 | 75 | 69 | | | 144 | CUT | |
| 1971 | 74 | | | | 74 | W/D | |
| 1979 | 74 | 74 | 77 | 74 | 299 | T66 | $510.00 |
| 1980 | 74 | 76 | | | 150 | CUT | |
| 1981 | 78 | 69 | 75 | 77 | 299 | T67 | 609.00 |
| | | | | | | **Total** | **$1,119.00** |

**Sarazen, Gene (71.75)**

| Year | 1st | 2nd | 3rd | 4th | Total | Finish | Money |
|---|---|---|---|---|---|---|---|
| 1940 | 140 | 74 | 71 | | 285 | T10 | $143.34 |
| 1942 | 145 | 73 | 71 | | 289 | T18 | 57.50 |
| | | | | | | **Total** | **$200.84** |

**Sasaki, Hisayuki (70.88)**

| Year | 1st | 2nd | 3rd | 4th | Total | Finish | Money |
|---|---|---|---|---|---|---|---|
| 1996 | 69 | 69 | 71 | 74 | 283 | T11 | $38,160.00 |
| 1997 | 69 | 70 | 69 | 76 | 284 | T29 | 11,566.25 |
| | | | | | | **Total** | **$49,726.25** |

**Sattler, John (76.00)**

| Year | 1st | 2nd | 3rd | 4th | Total | Finish | Money |
|---|---|---|---|---|---|---|---|
| 1962 | 76 | 76 | 76 | | 228 | CUT | |
| | | | | | | **Total** | |

**Sauers, Gene (71.80)**

| Year | 1st | 2nd | 3rd | 4th | Total | Finish | Money |
|---|---|---|---|---|---|---|---|
| 1986 | 69 | 73 | 79 | 69 | 290 | T53 | $1,157.50 |
| 1987 | 71 | 74 | 70 | 74 | 289 | T12 | 13,200.00 |
| 1988 | 71 | 73 | 76 | 70 | 290 | T57 | 2,210.00 |
| 1989 | 75 | 70 | 69 | 75 | 289 | T24 | 8,525.00 |
| 1990 | 71 | 75 | 71 | 78 | 295 | T57 | 2,787.50 |
| 1991 | 70 | 64 | 72 | 69 | 275 | 2 | 135,000.00 |
| 1992 | 70 | 71 | 72 | 71 | 284 | T27 | 9,250.00 |
| 1993 | 74 | 69 | 76 | 66 | 285 | T12 | 26,812.50 |
| 1994 | 71 | 71 | 74 | 71 | 287 | T33 | 8,287.50 |
| 1995 | 70 | 71 | 74 | 72 | 287 | T47 | 4,035.00 |
| 1996 | 75 | 70 | 70 | 71 | 286 | T35 | 8,130.00 |
| 2004 | 72 | 74 | | | 146 | CUT | |
| | | | | | | **Total** | **$219,395.00** |

**Saunders, Sam (68.33)**

| Year | 1st | 2nd | 3rd | 4th | Total | Finish | Money |
|---|---|---|---|---|---|---|---|
| 2015 | 65 | 69 | 69 | 65 | 268 | T14 | $94,500.00 |
| 2016 | 66 | 70 | 67 | 74 | 277 | T68 | 11,312.00 |
| 2017 | 63 | 68 | 72 | 69 | 272 | T37 | 26,100.00 |
| 2018 | 66 | 70 | 67 | 69 | 272 | T45 | 16,515.00 |
| 2019 | 72 | 69 | | | 141 | CUT | |
| | | | | | | **Total** | **$148,427.00** |

**Schall, Ken (74.00)**

| Year | 1st | 2nd | 3rd | 4th | Total | Finish | Money |
|---|---|---|---|---|---|---|---|
| 1991 | 73 | 75 | | | 148 | CUT | |
| | | | | | | **Total** | |

**Scharlau, Herman (72.50)**

| Year | 1st | 2nd | 3rd | 4th | Total | Finish | Money |
|---|---|---|---|---|---|---|---|
| 1954 | 74 | 72 | 70 | 74 | 290 | T9 | $343.33 |
| | | | | | | **Total** | **$343.33** |

**Schenk, Adam (69.94)**

| Year | 1st | 2nd | 3rd | 4th | Total | Finish | Money |
|---|---|---|---|---|---|---|---|
| 2018 | 69 | 75 | | | 144 | CUT | |
| 2019 | 68 | 71 | | | 139 | CUT | |
| 2020 | 67 | 67 | 67 | 73 | 274 | T51 | $15,216.00 |
| 2021 | 70 | 70 | | | 140 | CUT | |
| 2022 | 69 | 73 | | | 142 | CUT | |
| 2023 | 73 | 65 | 70 | 72 | 280 | T65 | 16,340.00 |
| | | | | | | **Total** | **$31,556.00** |

**Scherrer, Tom (72.06)**

| Year | 1st | 2nd | 3rd | 4th | Total | Finish | Money |
|---|---|---|---|---|---|---|---|
| 1996 | 74 | 76 | | | 150 | CUT | |
| 1999 | 74 | 73 | | | 147 | CUT | |
| 2000 | 71 | 72 | 69 | 72 | 284 | T16 | $45,000.00 |
| 2001 | 74 | 72 | | | 146 | CUT | |
| 2002 | 70 | 72 | 75 | 71 | 288 | T48 | 9,667.20 |
| 2008 | 71 | 67 | | | 138 | CUT | |
| | | | | | | **Total** | **$54,667.20** |

**Schiene, Marty (72.25)**

| Year | 1st | 2nd | 3rd | 4th | Total | Finish | Money |
|---|---|---|---|---|---|---|---|
| 1993 | 74 | 71 | 74 | 70 | 289 | T33 | $7,925.00 |
| | | | | | | **Total** | **$7,925.00** |

**Schlee, John (71.22)**

| Year | 1st | 2nd | 3rd | 4th | Total | Finish | Money |
|---|---|---|---|---|---|---|---|
| 1967 | 71 | 71 | 72 | 63 | 277 | T8 | $3,687.50 |
| 1968 | 70 | 74 | 75 | 65 | 284 | T49 | 288.75 |
| 1970 | 74 | 68 | 75 | 70 | 287 | T52 | 300.00 |
| 1973 | 72 | 75 | | | 147 | CUT | |
| 1974 | 71 | | | | 71 | W/D | |
| 1976 | 70 | 67 | 69 | 71 | 277 | T16 | 3,220.00 |
| 1977 | 71 | 72 | 73 | 72 | 288 | T31 | 1,276.89 |
| 1978 | 70 | 76 | 74 | 72 | 292 | T51 | 576.00 |
| | | | | | | **Total** | **$9,349.14** |

**Schleuter, Mike (81.00)**

| Year | 1st | 2nd | 3rd | 4th | Total | Finish | Money |
|---|---|---|---|---|---|---|---|
| 1990 | 78 | 84 | | | 162 | CUT | |
| | | | | | | **Total** | |

**Schlueter, Mike (75.67)**

| Year | 1st | 2nd | 3rd | 4th | Total | Finish | Money |
|---|---|---|---|---|---|---|---|
| 1977 | 79 | 75 | | | 154 | CUT | |
| 1978 | 73 | 74 | 78 | 75 | 300 | T70 | $378.00 |
| | | | | | | **Total** | **$378.00** |

**Schneiter, George (71.38)**

| Year | 1st | 2nd | 3rd | 4th | Total | Finish | Money |
|---|---|---|---|---|---|---|---|
| 1946 | | | | | 285 | T10 | $245.00 |
| 1949 | 70 | 67 | 76 | 73 | 286 | T16 | 165.00 |
| 1961 | 82 | 81 | | | 163 | CUT | |
| | | | | | | **Total** | **$410.00** |

**Schmid, Matti (68.00)**

| Year | 1st | 2nd | 3rd | 4th | Total | Finish | Money |
|---|---|---|---|---|---|---|---|
| 2023 | 67 | 71 | 66 | 68 | 272 | T22 | $73,340.00 |
| | | | | | | **Total** | **$73,340.00** |

**Schnell, Brady (68.50)**

| Year | 1st | 2nd | 3rd | 4th | Total | Finish | Money |
|---|---|---|---|---|---|---|---|
| 2019 | 66 | 71 | | | 137 | CUT | |
| | | | | | | **Total** | |

**Schniederjans, Ollie (67.10)**

| Year | 1st | 2nd | 3rd | 4th | Total | Finish | Money |
|---|---|---|---|---|---|---|---|
| 2015 | 71 | 67 | | | 138 | CUT | |
| 2017 | 66 | 63 | 66 | 64 | 259 | 2 | $626,400.00 |
| 2018 | 64 | 73 | 70 | 67 | 274 | T57 | 13,140.00 |
| | | | | | | **Total** | **$639,540.00** |

**Scholl, Willard (74.50)**

| Year | 1st | 2nd | 3rd | 4th | Total | Finish | Money |
|---|---|---|---|---|---|---|---|
| 1965 | 74 | 75 | | | 149 | CUT | |
| | | | | | | **Total** | |

**Schoonmaker, John (75.88)**

| Year | 1st | 2nd | 3rd | 4th | Total | Finish | Money |
|---|---|---|---|---|---|---|---|
| 1948 | 74 | 76 | 75 | 76 | 301 | 48 | |
| 1953 | 76 | 69 | 74 | 74 | 293 | T39 | |
| 1957 | 77 | 73 | 75 | 79 | 304 | T65 | |
| 1958 | 74 | 81 | | | 155 | CUT | |
| 1959 | 76 | 80 | | | 156 | CUT | |
| 1963 | 81 | | | | 81 | W/D | |
| | | | | | | **Total** | |

**Schoux, George (75.50)**

| Year | 1st | 2nd | 3rd | 4th | Total | Finish | Money |
|---|---|---|---|---|---|---|---|
| 1948 | 75 | 76 | | | 151 | W/D | |
| | | | | | | **Total** | |

**Schroder, Mike (77.50)**

| Year | 1st | 2nd | 3rd | 4th | Total | Finish | Money |
|---|---|---|---|---|---|---|---|
| 1980 | 74 | 81 | | | 155 | CUT | |
| | | | | | | **Total** | |

**Schroeder, John (72.13)**

| Year | 1st | 2nd | 3rd | 4th | Total | Finish | Money |
|---|---|---|---|---|---|---|---|
| 1970 | 69 | 67 | 73 | 71 | 280 | T16 | $2,184.00 |
| 1971 | 74 | 71 | 73 | 70 | 288 | T61 | 271.43 |
| 1972 | 69 | 72 | 75 | 72 | 288 | 71 | 347.82 |
| 1976 | 69 | 71 | 72 | 68 | 280 | T32 | 1,219.00 |
| 1977 | 79 | 74 | | | 153 | CUT | |
| 1979 | 76 | 74 | | | 150 | CUT | |
| 1981 | 70 | 75 | 74 | 73 | 292 | T28 | 1,952.15 |
| | | | | | | **Total** | **$5,974.40** |

**Schuchart, Mike (77.00)**

| Year | 1st | 2nd | 3rd | 4th | Total | Finish | Money |
|---|---|---|---|---|---|---|---|
| 1990 | 79 | 75 | | | 154 | CUT | |
| | | | | | | **Total** | |

**Schultz, Jason (70.17)**

| Year | 1st | 2nd | 3rd | 4th | Total | Finish | Money |
|---|---|---|---|---|---|---|---|
| 2006 | 70 | 74 | | | 144 | CUT | |
| 2007 | 69 | 67 | 70 | 71 | 277 | T37 | $19,016.67 |
| | | | | | | **Total** | **$19,016.67** |

**Schulz, Ted (73.91)**

| Year | 1st | 2nd | 3rd | 4th | Total | Finish | Money |
|---|---|---|---|---|---|---|---|
| 1987 | 77 | 76 | | | 153 | CUT | |
| 1989 | 73 | 71 | 78 | 80 | 302 | 82 | $1,760.00 |
| 1990 | 70 | 73 | 75 | 71 | 289 | T30 | 8,125.00 |
| 1992 | 74 | 73 | | | 147 | CUT | |
| 1993 | 71 | 71 | 75 | 80 | 297 | T78 | 2,715.00 |
| 1994 | 73 | 79 | | | 152 | CUT | |
| 1995 | 72 | 70 | 70 | 74 | 286 | T41 | 5,400.00 |
| | | | | | | **Total** | **$18,000.00** |

**Schwab, Matthias (69.63**

| Year | 1st | 2nd | 3rd | 4th | Total | Finish | Money |
|---|---|---|---|---|---|---|---|
| 2020 | 67 | 69 | 68 | 69 | 273 | T42 | $20,416.00 |
| 2022 | 74 | 68 | | | 142 | CUT | |
| 2023 | 73 | 69 | | | 142 | CUT | |
| | | | | | | **Total** | **$20,416.00** |

**Schwab, Pat (73.50)**

| Year | 1st | 2nd | 3rd | 4th | Total | Finish | Money |
|---|---|---|---|---|---|---|---|
| 1957 | 79 | 71 | 71 | 73 | 294 | T37 | |
| | | | | | | **Total** | |

**Schwarzrock, Brent (71.00)**

| Year | 1st | 2nd | 3rd | 4th | Total | Finish | Money |
|---|---|---|---|---|---|---|---|
| 2000 | 72 | 73 | | | 145 | CUT | |
| 2001 | 71 | 68 | 70 | 73 | 282 | T36 | $14,365.91 |
| 2003 | 71 | 71 | 73 | 68 | 283 | T49 | 10,822.50 |
| | | | | | | **Total** | **$25,188.41** |

**Schwartzel, Charl (68.33)**

| Year | 1st | 2nd | 3rd | 4th | Total | Finish | Money |
|---|---|---|---|---|---|---|---|
| 2012 | 67 | 68 | 66 | 68 | 269 | T14 | $88,400.00 |
| 2015 | 67 | 66 | 66 | 66 | 265 | T3 | 280,800.00 |
| 2020 | 70 | 69 | | | 139 | CUT | |
| 2021 | 74 | 73 | | | 147 | CUT | |
| | | | | | | **Total** | **$369,200.00** |

**Scott, Adam (68.95)**

| Year | 1st | 2nd | 3rd | 4th | Total | Finish | Money |
|---|---|---|---|---|---|---|---|
| 2005 | 73 | 68 | 70 | 74 | 285 | T64 | $10,450.00 |
| 2009 | 66 | 75 | | | 141 | CUT | |
| 2015 | 67 | 69 | 71 | 71 | 278 | T63 | 11,502.00 |
| 2021 | 66 | 70 | 64 | 65 | 265 | T2 | 389,440.00 |
| 2022 | 68 | 70 | 74 | 68 | 280 | T76 | 14,016.00 |
| 2023 | 65 | 71 | 69 | 63 | 268 | T7 | 223,060.00 |
| | | | | | | **Total** | **$4648,468.00** |

**Scott, Steve (70.00)**

| Year | 1st | 2nd | 3rd | 4th | Total | Finish | Money |
|---|---|---|---|---|---|---|---|
| 2019 | 69 | 71 | | | 140 | CUT | |
| | | | | | | **Total** | |

**Sears, Larry (72.00)**

| Year | 1st | 2nd | 3rd | 4th | Total | Finish | Money |
|---|---|---|---|---|---|---|---|
| 1970 | 74 | 70 | | | 144 | CUT | |
| | | | | | | **Total** | |

**Seawell, David (73.50)**

| Year | 1st | 2nd | 3rd | 4th | Total | Finish | Money |
|---|---|---|---|---|---|---|---|
| 1999 | 73 | 74 | | | 147 | CUT | |
| | | | | | | **Total** | |

**Seay, Tiny (78.50)**

| Year | 1st | 2nd | 3rd | 4th | Total | Finish | Money |
|---|---|---|---|---|---|---|---|
| 1956 | 79 | 78 | | | 157 | CUT | |
| | | | | | | **Total** | |

**Seiffert, Chase (71.50)**

| Year | 1st | 2nd | 3rd | 4th | Total | Finish | Money |
|---|---|---|---|---|---|---|---|
| 2020 | 71 | 75 | | | 146 | CUT | |
| 2021 | 67 | 72 | | | 139 | CUT | |
| 2022 | 70 | 74 | | | 144 | CUT | |
| | | | | | | **Total** | |

**Sellers, Connie (75.63)**

| Year | 1st | 2nd | 3rd | 4th | Total | Finish | Money |
|---|---|---|---|---|---|---|---|
| 1951 | 75 | 77 | 78 | 74 | 304 | T40 | |
| 1954 | 77 | 75 | 75 | 74 | 301 | T43 | |
| | | | | | | **Total** | |

**Semrad, Al (78.50)**

| Year | 1st | 2nd | 3rd | 4th | Total | Finish | Money |
|---|---|---|---|---|---|---|---|
| 1977 | 77 | 80 | | | 157 | CUT | |
| | | | | | | **Total** | |

**Senden, John (69.74)**

| Year | 1st | 2nd | 3rd | 4th | Total | Finish | Money |
|---|---|---|---|---|---|---|---|
| 2002 | 70 | 71 | 74 | 71 | 286 | T38 | $15,960.00 |
| 2003 | 71 | 75 | | | 146 | CUT | |
| 2006 | 66 | 70 | 71 | 73 | 280 | T22 | 46,416.66 |
| 2007 | 67 | 70 | 70 | 72 | 279 | T57 | 11,000.00 |
| 2008 | 66 | 66 | 67 | 66 | 265 | T6 | 170,850.00 |
| 2009 | 69 | 64 | 76 | | 209 | T82 | 8,925.00 |
| 2010 | 68 | 71 | | | 139 | CUT | |
| 2013 | 66 | 70 | 72 | 68 | 276 | T29 | 32,263.75 |
| 2020 | 73 | 71 | | | 144 | CUT | |
| 2021 | 67 | 71 | | | 138 | CUT | |
| | | | | | | **Total** | **$285,415.41** |

**Serafin, Felix (72.75)**

| Year | 1st | 2nd | 3rd | 4th | Total | Finish | Money |
|---|---|---|---|---|---|---|---|
| 1939 | 141 | 73 | 77 | | 291 | T11 | $115.00 |
| 1941 | 145 | 73 | 73 | | 291 | T14 | 85.00 |
| | | | | | | **Total** | **$200.00** |

**Serafin, John (72.92)**

| Year | 1st | 2nd | 3rd | 4th | Total | Finish | Money |
|---|---|---|---|---|---|---|---|
| 1953 | 76 | 74 | 72 | 74 | 296 | T49 | |
| 1954 | 73 | 72 | 73 | 74 | 292 | T17 | $76.67 |
| 1956 | 70 | 74 | 71 | 72 | 287 | T11 | 298.00 |
| | | | | | | **Total** | **$374.67** |

**Serino, Mike (79.00)**

| Year | 1st | 2nd | 3rd | 4th | Total | Finish | Money |
|---|---|---|---|---|---|---|---|
| 1959 | 79 | 79 | | | 158 | CUT | |
| | | | | | | **Total** | |

**Sharkey, Matt (76.50)**

| Year | 1st | 2nd | 3rd | 4th | Total | Finish | Money |
|---|---|---|---|---|---|---|---|
| 1998 | 75 | 78 | | | 153 | CUT | |
| | | | | | | **Total** | |

**Shave, Jr., Bob (73.06)**

| Year | 1st | 2nd | 3rd | 4th | Total | Finish | Money |
|---|---|---|---|---|---|---|---|
| 1961 | 71 | 74 | 70 | 75 | 290 | T13 | $650.00 |
| 1962 | 76 | 73 | 74 | 76 | 299 | T52 | |
| 1964 | 71 | 69 | 74 | 73 | 287 | T23 | 637.50 |
| 1965 | 74 | 71 | 77 | 71 | 293 | T58 | |
| | | | | | | **Total** | **$1,287.50** |

**Shaw, Bob (72.75)**

| Year | 1st | 2nd | 3rd | 4th | Total | Finish | Money |
|---|---|---|---|---|---|---|---|
| 1969 | 71 | 73 | | | 144 | CUT | |
| 1973 | 74 | 68 | 75 | 74 | 291 | 70 | $326.00 |
| 1976 | 74 | 67 | 72 | 76 | 289 | T74 | |
| 1978 | 75 | 74 | | | 149 | CUT | |
| | | | | | | **Total** | **$326.00** |

**Shaw, Tom (72.90)**

| Year | 1st | 2nd | 3rd | 4th | Total | Finish | Money |
|---|---|---|---|---|---|---|---|
| 1965 | 74 | 74 | 73 | 76 | 297 | T65 | |
| 1972 | 71 | 65 | 76 | 69 | 281 | T35 | $965.00 |
| 1982 | 75 | 76 | | | 151 | CUT | |
| | | | | | | **Total** | **$965.00** |

**Shearer, Bob (73.45)**

| Year | 1st | 2nd | 3rd | 4th | Total | Finish | Money |
|---|---|---|---|---|---|---|---|
| 1978 | 69 | 71 | 77 | 68 | 285 | T5 | $6,760.00 |
| 1979 | 74 | 76 | | | 150 | CUT | |
| 1980 | 69 | 76 | 77 | 77 | 299 | 75 | 475.00 |
| 1981 | 73 | 72 | 70 | 72 | 287 | T7 | 8,121.43 |
| 1982 | 73 | 73 | 79 | 74 | 299 | T48 | 754.00 |
| 1984 | 73 | 76 | | | 149 | CUT | |
| | | | | | | **Total** | **$16,110.43** |

**Sheehan, Patrick (70.22)**

| Year | 1st | 2nd | 3rd | 4th | Total | Finish | Money |
|---|---|---|---|---|---|---|---|
| 2004 | 71 | 76 | | | 147 | CUT | |
| 2005 | 71 | 68 | 76 | 71 | 286 | T68 | $10,000.00 |
| 2006 | 68 | 75 | | | 143 | CUT | |
| 2008 | 66 | 71 | 65 | 66 | 268 | T20 | 57,324.00 |
| 2009 | 67 | 67 | 72 | 66 | 272 | T32 | 24,820.00 |
| 2012 | 73 | 75 | | | 148 | CUT | |
| | | | | | | **Total** | **$92,144.00** |

**Shelton, Robby (71.33)**

| Year | 1st | 2nd | 3rd | 4th | Total | Finish | Money |
|---|---|---|---|---|---|---|---|
| 2020 | 70 | 69 | | | 139 | CUT | |
| 2021 | 70 | 72 | | | 142 | CUT | |
| 2023 | 72 | 75 | | | 147 | CUT | |
| | | | | | | **Total** | |

**Sherba, Russ (77.25)**

| Year | 1st | 2nd | 3rd | 4th | Total | Finish | Money |
|---|---|---|---|---|---|---|---|
| 1951 | 77 | 73 | 78 | 81 | 309 | 50 | |
| | | | | | | **Total** | |

**Sherman, Stan (84.50)**

| Year | 1st | 2nd | 3rd | 4th | Total | Finish | Money |
|---|---|---|---|---|---|---|---|
| 1961 | 85 | 84 | | | 169 | CUT | |
| | | | | | | **Total** | |

**Shields, Jack (72.88)**

| Year | 1st | 2nd | 3rd | 4th | Total | Finish | Money |
|---|---|---|---|---|---|---|---|
| 1951 | 77 | 69 | 69 | 74 | 289 | T8 | $415.00 |
| 1953 | 75 | 71 | 73 | 75 | 294 | T43 | |
| | | | | | | **Total** | **$415.00** |

**Shindler, Conrad (69.00)**

| Year | 1st | 2nd | 3rd | 4th | Total | Finish | Money |
|---|---|---|---|---|---|---|---|
| 2018 | 69 | 68 | 73 | 66 | 276 | T66 | $12,300.00 |
| | | | | | | **Total** | **$12,300.00** |

**Shirey, Jr., Don (72.92)**

| Year | 1st | 2nd | 3rd | 4th | Total | Finish | Money |
|---|---|---|---|---|---|---|---|
| 1987 | 75 | 70 | 80 | 69 | 294 | T38 | $2,520.00 |
| 1989 | 69 | 74 | 77 | 71 | 291 | T36 | 4,608.33 |
| 1990 | 74 | 69 | 78 | 69 | 290 | T33 | 6,604.17 |
| | | | | | | **Total** | **$13,732.50** |

**Shoaf, Reynold (87.50)**

| Year | 1st | 2nd | 3rd | 4th | Total | Finish | Money |
|---|---|---|---|---|---|---|---|
| 1957 | 90 | 85 | | | 175 | CUT | |
| | | | | | | **Total** | |

**Short, Jr., Wes (69.83)**

| Year | 1st | 2nd | 3rd | 4th | Total | Finish | Money |
|---|---|---|---|---|---|---|---|
| 2005 | 68 | 70 | 69 | 68 | 275 | T13 | $93,750.00 |
| 2006 | 68 | 76 | | | 144 | CUT | |
| | | | | | | **Total** | **$93,750.00** |

**Shreves, Roy (77.33)**

| Year | 1st | 2nd | 3rd | 4th | Total | Finish | Money |
|---|---|---|---|---|---|---|---|
| 1961 | 77 | 75 | 80 | | 232 | W/D | |
| | | | | | | **Total** | |

**Shriver, Eric (74.00)**

| Year | 1st | 2nd | 3rd | 4th | Total | Finish | Money |
|---|---|---|---|---|---|---|---|
| 2010 | 75 | 73 | | | 148 | CUT | |
| | | | | | | **Total** | |

**Shuman, Jake (72.00)**

| Year | 1st | 2nd | 3rd | 4th | Total | Finish | Money |
|---|---|---|---|---|---|---|---|
| 2020 | 74 | 70 | | | 144 | CUT | |
| | | | | | | **Total** | |

**Shute, Denny (72.20)**

| Year | 1st | 2nd | 3rd | 4th | Total | Finish | Money |
|---|---|---|---|---|---|---|---|
| 1938 | 144 | 67 | 72 | | 283 | 5 | $350.00 |
| 1939 | 141 | 74 | 72 | | 287 | 7 | 270.00 |
| 1942 | 144 | 70 | 75 | | 289 | T18 | 57.50 |
| 1948 | 73 | 74 | 72 | 75 | 294 | T34 | |
| 1953 | 76 | 71 | 74 | 70 | 291 | T32 | |
| | | | | | | **Total** | **$677.50** |

**Sieckmann, Tom (74.27)**

| Year | 1st | 2nd | 3rd | 4th | Total | Finish | Money |
|---|---|---|---|---|---|---|---|
| 1985 | 77 | 75 | | | 152 | CUT | |
| 1986 | 74 | 74 | | | 148 | CUT | |
| 1987 | 78 | 78 | | | 156 | CUT | |
| 1988 | 78 | 71 | | | 149 | CUT | |
| 1989 | 69 | 76 | 71 | 72 | 288 | T15 | $14,066.67 |
| 1990 | 76 | 75 | | | 151 | CUT | |
| 1992 | 73 | 73 | | | 146 | CUT | |
| 1993 | 73 | 73 | 70 | 75 | 291 | T43 | 4,680.00 |
| 1994 | 76 | 77 | | | 153 | CUT | |
| | | | | | | **Total** | **$18,746.67** |

**Sifford, Charles (71.24)**

| Year | 1st | 2nd | 3rd | 4th | Total | Finish | Money |
|---|---|---|---|---|---|---|---|
| 1961 | 68 | 72 | 70 | 75 | 285 | T4 | $1,300.00 |
| 1962 | 69 | 76 | 77 | 75 | 297 | T42 | |
| 1963 | 73 | 69 | 70 | 71 | 283 | T20 | 620.00 |
| 1964 | 72 | 71 | 71 | 72 | 286 | T13 | 845.00 |
| 1965 | 74 | 71 | 67 | 75 | 287 | T31 | 575.00 |
| 1966 | 70 | 71 | 72 | 69 | 282 | T13 | 1,950.00 |
| 1967 | 69 | 70 | 67 | 68 | 274 | 5 | 5,375.00 |
| 1968 | 71 | 71 | 70 | 71 | 283 | T42 | 445.89 |
| 1969 | 74 | 71 | | | 145 | CUT | |
| 1974 | 68 | 71 | 71 | 75 | 285 | T50 | 517.77 |
| | | | | | | **Total** | **$11,628.66** |

**Sigel, Jay (76.50)**

| Year | 1st | 2nd | 3rd | 4th | Total | Finish | Money |
|---|---|---|---|---|---|---|---|
| 1962 | 74 | 79 | | | 153 | CUT | |
| | | | | | | **Total** | |

**Sigg, Greyson (69.33)**

| Year | 1st | 2nd | 3rd | 4th | Total | Finish | Money |
|---|---|---|---|---|---|---|---|
| 2022 | 73 | 68 | | | 141 | CUT | |
| 2023 | 69 | 67 | 69 | 70 | 275 | T38 | $31,540.00 |
| | | | | | | **Total** | **$31,540.00** |

**Sikes, Dan (71.60)**

| Year | 1st | 2nd | 3rd | 4th | Total | Finish | Money |
|---|---|---|---|---|---|---|---|
| 1961 | 74 | 68 | 72 | 77 | 291 | T16 | $480.00 |
| 1962 | 75 | 72 | 71 | 78 | 296 | T40 | 55.00 |
| 1965 | 71 | 70 | 71 | 69 | 281 | T7 | 2,275.00 |
| 1967 | 71 | 73 | 69 | 69 | 282 | T23 | 1,072.92 |
| 1969 | 72 | 67 | 74 | 69 | 282 | T22 | 1,334.00 |
| | | | | | | **Total** | **$5,216.92** |

**Sikes, R.H. (71.10)**

| Year | 1st | 2nd | 3rd | 4th | Total | Finish | Money |
|---|---|---|---|---|---|---|---|
| 1966 | 68 | 69 | 68 | 74 | 279 | T6 | $3,433.33 |
| 1967 | 70 | 67 | 74 | 70 | 281 | T20 | 1,500.00 |
| 1968 | 71 | 76 | | | 147 | CUT | |
| 1969 | 69 | 72 | 68 | 74 | 283 | T30 | 819.20 |
| 1970 | 65 | 67 | 73 | 69 | 274 | 3 | 12,800.00 |
| 1973 | 81 | 77 | | | 158 | CUT | |
| | | | | | | **Total** | **$18,552.53** |

**Sills, Tony (73.82)**

| Year | 1st | 2nd | 3rd | 4th | Total | Finish | Money |
|---|---|---|---|---|---|---|---|
| 1983 | 76 | 75 | | | 151 | CUT | |
| 1984 | 69 | 76 | 75 | 71 | 291 | T35 | $1,930.00 |
| 1985 | 80 | 77 | | | 157 | CUT | |
| 1986 | 77 | 73 | | | 150 | CUT | |
| 1988 | 73 | 72 | 69 | 73 | 287 | T36 | 4,506.86 |
| 1989 | 75 | 70 | 74 | 72 | 291 | T36 | 4,608.33 |
| 1991 | 76 | 76 | | | 152 | CUT | |
| 1992 | 71 | 74 | | | 145 | CUT | |
| | | | | | | **Total** | **$11,045.19** |

**Silveira, Larry (73.50)**

| Year | 1st | 2nd | 3rd | 4th | Total | Finish | Money |
|---|---|---|---|---|---|---|---|
| 1989 | 70 | 75 | 68 | 76 | 289 | T24 | $8,525.00 |
| 1990 | 75 | 76 | | | 151 | CUT | |
| 1991 | 73 | 74 | | | 147 | CUT | |
| 1994 | 74 | 73 | | | 147 | CUT | |
| 1997 | 75 | 73 | | | 148 | CUT | |
| | | | | | | **Total** | **$8,525.00** |

**Silverman, Ben (69.75)**

| Year | 1st | 2nd | 3rd | 4th | Total | Finish | Money |
|---|---|---|---|---|---|---|---|
| 2018 | 71 | 69 | | | 140 | CUT | |
| 2019 | 72 | 67 | | | 139 | CUT | |
| | | | | | | **Total** | |

**Sim, Michael (68.00)**

| Year | 1st | 2nd | 3rd | 4th | Total | Finish | Money |
|---|---|---|---|---|---|---|---|
| 2007 | 74 | 72 | | | 146 | CUT | |
| 2010 | 66 | 68 | 66 | 62 | 262 | T3 | $244,800.00 |
| | | | | | | **Total** | **$244,800.00** |

**Simons, Jim (72.18)**

| Year | 1st | 2nd | 3rd | 4th | Total | Finish | Money |
|---|---|---|---|---|---|---|---|
| 1972 | 71 | 70 | 72 | 71 | 284 | T54 | |
| 1973 | 69 | 71 | 71 | 68 | 279 | T37 | $903.00 |
| 1974 | 67 | 73 | 75 | 69 | 284 | T42 | 707.81 |
| 1975 | 76 | 74 | 76 | 70 | 296 | T54 | 495.00 |
| 1976 | 76 | 69 | | | 145 | CUT | |
| 1977 | 73 | 72 | 72 | 74 | 291 | T54 | 528.66 |
| 1979 | 74 | 73 | 73 | 72 | 292 | T26 | 1,737.50 |
| 1980 | 75 | 71 | 70 | 72 | 288 | T26 | 1,631.82 |
| 1981 | 76 | 68 | 69 | 78 | 291 | T23 | 2,670.00 |
| 1982 | 72 | 76 | | | 148 | CUT | |
| 1985 | 70 | 75 | 72 | 76 | 293 | T22 | 3,713.34 |
| 1986 | 68 | 69 | 75 | 73 | 285 | T19 | 6,060.00 |
| | | | | | | **Total** | **$18,447.13** |

**Simpson, Jim (75.25)**

| Year | 1st | 2nd | 3rd | 4th | Total | Finish | Money |
|---|---|---|---|---|---|---|---|
| 1953 | 71 | 73 | 80 | 77 | 301 | T61 | |
| | | | | | | **Total** | |

**Simpson, Scott (71.82)**

| Year | 1st | 2nd | 3rd | 4th | Total | Finish | Money |
|---|---|---|---|---|---|---|---|
| 1979 | 77 | 74 | | | 151 | CUT | |
| 1980 | 73 | 74 | 69 | 70 | 286 | T17 | $3,625.00 |
| 1981 | 75 | 74 | | | 149 | CUT | |
| 1983 | 73 | 73 | 70 | 71 | 287 | T14 | 7,200.00 |
| 1984 | 72 | 71 | 70 | 72 | 285 | T3 | 18,040.00 |
| 1985 | 73 | 73 | 73 | 73 | 292 | T20 | 5,000.00 |
| 1987 | 70 | 73 | 69 | 70 | 282 | 1 | 108,000.00 |
| 1988 | 74 | 73 | | | 147 | CUT | |
| 1992 | 76 | 70 | | | 146 | CUT | |
| 1994 | 72 | 74 | | | 146 | CUT | |
| 1995 | 67 | 72 | 70 | 75 | 284 | T29 | 9,332.14 |
| 1997 | 73 | 70 | 71 | 71 | 285 | T37 | 8,740.00 |
| 2001 | 66 | 69 | 70 | 68 | 273 | T2 | 308,000.00 |
| 2002 | 74 | 73 | | | 147 | CUT | |
| | | | | | | **Total** | **$467,937.14** |

**Simpson, Tim (73.50)**

| Year | 1st | 2nd | 3rd | 4th | Total | Finish | Money |
|---|---|---|---|---|---|---|---|
| 1978 | 71 | 72 | 73 | 69 | 285 | T5 | $6,760.00 |
| 1979 | 75 | 81 | | | 156 | CUT | |
| 1980 | 73 | 68 | 73 | 74 | 288 | T26 | 1,631.82 |
| 1981 | 70 | 77 | 71 | 75 | 293 | T35 | 1,324.50 |
| 1982 | 78 | | | | 78 | W/D | |
| 1983 | 75 | 73 | 78 | 75 | 301 | T70 | 792.00 |
| 1988 | 70 | 72 | 71 | 73 | 286 | T30 | 6,075.33 |
| 1989 | 76 | 76 | | | 152 | W/D | |
| 1992 | 74 | | | | 74 | W/D | |
| 1993 | 76 | 71 | 71 | 74 | 292 | T50 | 3,485.45 |
| 1997 | 71 | 76 | | | 147 | CUT | |
| | | | | | | **Total** | **$20,069.10** |

**Simpson, Wally (75.50)**

| Year | 1st | 2nd | 3rd | 4th | Total | Finish | Money |
|---|---|---|---|---|---|---|---|
| 1948 | 75 | 76 | | | 151 | W/D | |
| | | | | | | **Total** | |

**Simpson, Webb (66.75)**

| Year | 1st | 2nd | 3rd | 4th | Total | Finish | Money |
|---|---|---|---|---|---|---|---|
| 2009 | 72 | 71 | | | 143 | CUT | |
| 2010 | 66 | 64 | 71 | 63 | 264 | T8 | $142,800.00 |
| 2011 | 66 | 65 | 64 | 67 | 262 | 1 | 936,000.00 |
| 2012 | 66 | 63 | 71 | 71 | 271 | T22 | 48,273.33 |
| 2013 | 71 | 67 | 70 | 63 | 271 | T11 | 116,600.00 |
| 2014 | 64 | 69 | 66 | 67 | 266 | T5 | 193,450.00 |
| 2015 | 67 | 67 | 64 | 68 | 266 | T6 | 174,825.00 |
| 2016 | 70 | 67 | 71 | 71 | 279 | T72 | 10,920.00 |
| 2017 | 63 | 64 | 68 | 67 | 262 | 3 | 394,400.00 |
| 2018 | 66 | 68 | 66 | 62 | 262 | T2 | 528,000.00 |
| 2019 | 64 | 65 | 65 | 65 | 259 | 2 | 669,600.00 |
| 2020 | 66 | 66 | 65 | 65 | 262 | T3 | 312,400.00 |
| 2021 | 65 | 65 | 70 | 66 | 266 | T7 | 201,066.67 |
| 2022 | 71 | | | | 71 | WD | |
| 2023 | 67 | 69 | 68 | 63 | 267 | T5 | 293,550.00 |
| | | | | | | **Total** | **$4,021,885.00** |

**Simson, Paul (78.00)**

| Year | 1st | 2nd | 3rd | 4th | Total | Finish | Money |
|---|---|---|---|---|---|---|---|
| 1984 | 77 | 79 | | | 156 | CUT | |
| | | | | | | **Total** | |

**Sindelar, Joey (71.80)**

| Year | 1st | 2nd | 3rd | 4th | Total | Finish | Money |
|---|---|---|---|---|---|---|---|
| 1984 | 76 | 70 | 71 | 70 | 287 | T13 | $7,500.00 |
| 1985 | 68 | 76 | 72 | 69 | 285 | 1 | 72,000.00 |
| 1986 | 71 | 72 | 73 | 72 | 288 | T33 | 2,425.00 |
| 1987 | 75 | 70 | 73 | 74 | 292 | T20 | 5,712.00 |
| 1988 | 70 | 72 | 72 | 68 | 282 | T10 | 23,000.00 |
| 1989 | 74 | 75 | | | 149 | CUT | |
| 1990 | 70 | 73 | 75 | 68 | 286 | T7 | 38,958.34 |
| 1991 | 69 | 74 | 71 | 69 | 283 | T25 | 7,891.67 |
| 1992 | 75 | 76 | | | 151 | CUT | |
| 1993 | 75 | 72 | 74 | 76 | 297 | T78 | 2,715.00 |
| 1994 | 70 | 75 | 73 | 71 | 289 | T44 | 4,062.50 |
| 1995 | 72 | 74 | | | 146 | CUT | |
| 1996 | 72 | 74 | 67 | 71 | 284 | T16 | 25,251.43 |
| 1997 | 67 | 72 | 76 | 73 | 288 | T49 | 4,510.60 |
| 1998 | 71 | 73 | | | 144 | CUT | |
| 1999 | 77 | 72 | | | 149 | CUT | |
| 2000 | 78 | 71 | | | 149 | CUT | |
| 2001 | 68 | 70 | 70 | 71 | 279 | T19 | 42,420.00 |
| 2002 | 73 | 72 | | | 145 | CUT | |
| 2003 | 70 | 71 | 70 | 69 | 280 | T30 | 26,742.86 |
| 2004 | 71 | 71 | | | 142 | CUT | |
| 2005 | 71 | 72 | | | 143 | CUT | |
| 2006 | 73 | 73 | | | 146 | CUT | |
| 2007 | 69 | 67 | 68 | 69 | 273 | T13 | 85,714.28 |
| | | | | | | **Total** | **$348,903.68** |

**Singh, Jeev Milkha (67.80)**

| Year | 1st | 2nd | 3rd | 4th | Total | Finish | Money |
|---|---|---|---|---|---|---|---|
| 2008 | 73 | 69 | | | 142 | CUT | |
| 2009 | 69 | 64 | 68 | 69 | 270 | T17 | $66,737.14 |
| 2010 | 64 | 68 | 68 | 66 | 266 | T18 | 55,947.00 |
| | | | | | | **Total** | **$122,684.14** |

**Singh, Vijay (70.42)**

| Year | 1st | 2nd | 3rd | 4th | Total | Finish | Money |
|---|---|---|---|---|---|---|---|
| 1993 | 72 | 67 | 72 | 73 | 284 | T9 | $40,500.00 |
| 1994 | 71 | 73 | 76 | 72 | 292 | T64 | 3,165.00 |
| 1995 | 65 | 72 | 69 | 73 | 279 | T7 | 43,650.00 |
| 1996 | 70 | 75 | 72 | 72 | 289 | T56 | 4,086.00 |
| 1997 | 69 | 69 | 71 | 79 | 288 | T49 | 4,510.60 |
| 1999 | 70 | 70 | 70 | 68 | 278 | T9 | 70,200.00 |
| 2008 | 69 | 72 | | | 141 | CUT | |
| 2011 | 65 | 69 | 68 | 65 | 267 | T4 | 196,040.00 |
| 2013 | 70 | 76 | | | 146 | CUT | |
| 2015 | 66 | 70 | 69 | 66 | 271 | T31 | 30,625.72 |
| | | | | | | **Total** | **$392,777.32** |

**Sisk, Geoffrey (73.50)**

| Year | 1st | 2nd | 3rd | 4th | Total | Finish | Money |
|---|---|---|---|---|---|---|---|
| 1999 | 74 | 73 | | | 147 | CUT | |
| | | | | | | **Total** | |

**Skinner, Benjamin (83.50)**

| Year | 1st | 2nd | 3rd | 4th | Total | Finish | Money |
|---|---|---|---|---|---|---|---|
| 1980 | 81 | 86 | | | 167 | CUT | |
| | | | | | | **Total** | |

**Skinner, Sonny (74.00)**

| Year | 1st | 2nd | 3rd | 4th | Total | Finish | Money |
|---|---|---|---|---|---|---|---|
| 1990 | 73 | 76 | | | 149 | CUT | |
| 1992 | 76 | 78 | | | 154 | CUT | |
| 1998 | 72 | 69 | 73 | 75 | 289 | T55 | $4,928.00 |
| | | | | | | **Total** | **$4,928.00** |

**Skinns, David (70.50)**

| Year | 1st | 2nd | 3rd | 4th | Total | Finish | Money |
|---|---|---|---|---|---|---|---|
| 2022 | 70 | 69 | 73 | 70 | 282 | 80 | $13,505.00 |
| | | | | | | **Total** | **$13,505.00** |

**Slawter, Mark (72.50)**

| Year | 1st | 2nd | 3rd | 4th | Total | Finish | Money |
|---|---|---|---|---|---|---|---|
| 2002 | 73 | 72 | | | 145 | CUT | |
| | | | | | | **Total** | |

**Sloan, Roger (68.31)**

| Year | 1st | 2nd | 3rd | 4th | Total | Finish | Money |
|---|---|---|---|---|---|---|---|
| 2015 | 71 | 74 | | | 145 | CUT | |
| 2019 | 69 | 66 | 70 | 65 | 270 | T39 | $22,940.00 |
| 2020 | 62 | 70 | 68 | 71 | 271 | T31 | 37,440.00 |
| 2021 | 71 | 64 | 64 | 66 | 265 | T2 | 389,440.00 |
| 2022 | 70 | 72 | | | 142 | CUT | |
| | | | | | | **Total** | **$449,820.00** |

**Slocum, Heath (69.70)**

| Year | 1st | 2nd | 3rd | 4th | Total | Finish | Money |
|---|---|---|---|---|---|---|---|
| 2002 | 72 | 69 | 73 | 71 | 285 | T30 | $22,087.50 |
| 2003 | 69 | 70 | 78 | 73 | 290 | T78 | 8,190.00 |
| 2004 | 70 | 72 | | | 142 | CUT | |
| 2005 | 71 | 69 | 72 | 71 | 283 | T56 | 11,200.00 |
| 2009 | 73 | 66 | | | 139 | CUT | |
| 2011 | 70 | 64 | 67 | 69 | 270 | T17 | 65,780.00 |
| 2012 | 68 | 67 | 67 | 71 | 273 | T31 | 30,160.00 |
| 2014 | 65 | 65 | 68 | 67 | 265 | 4 | 254,400.00 |
| 2015 | 72 | 72 | | | 144 | CUT | |
| | | | | | | **Total** | **$391,817.50** |

**Sluman, Jeff (71.24)**

| Year | 1st | 2nd | 3rd | 4th | Total | Finish | Money |
|---|---|---|---|---|---|---|---|
| 1985 | 66 | 71 | 77 | 74 | 288 | T5 | $13,560.00 |
| 1986 | 74 | 73 | | | 147 | CUT | |
| 1987 | 72 | 72 | 73 | 76 | 293 | T30 | 3,487.50 |
| 1988 | 64 | 65 | 73 | 71 | 273 | 3 | 68,000.00 |
| 1989 | 71 | 72 | 71 | 80 | 294 | T59 | 2,190.00 |
| 1990 | 71 | 74 | 68 | 71 | 284 | T2 | 110,000.00 |
| 1991 | 69 | 67 | 70 | 71 | 277 | T5 | 43,906.25 |
| 1992 | 70 | 69 | 74 | 69 | 282 | T11 | 23,333.34 |
| 1993 | 78 | 65 | 71 | 70 | 284 | T9 | 40,500.00 |
| 1994 | 73 | 72 | 73 | 72 | 290 | T56 | 3,330.00 |
| 1995 | 70 | 65 | 66 | 74 | 275 | T2 | 132,000.00 |
| 1996 | 74 | 72 | 72 | 72 | 290 | T58 | 3,960.00 |
| 1997 | 70 | 70 | 73 | 74 | 287 | T45 | 5,719.00 |
| 1999 | 73 | 68 | 71 | 70 | 282 | T23 | 26,000.00 |
| 2000 | 78 | | | | 78 | W/D | |
| 2003 | 73 | 66 | 70 | 69 | 278 | T18 | 60,750.00 |
| 2004 | 68 | 71 | 72 | 71 | 282 | T27 | 31,970.00 |
| 2005 | 72 | 73 | | | 145 | CUT | |
| 2006 | 70 | 74 | | | 144 | CUT | |
| | | | | | | **Total** | **$568,706.09** |

**Small, Mike (72.50)**

| Year | 1st | 2nd | 3rd | 4th | Total | Finish | Money |
|---|---|---|---|---|---|---|---|
| 1998 | 74 | 71 | | | 145 | CUT | |
| | | | | | | **Total** | |

**Smalley, Alex (67.90)**

| Year | 1st | 2nd | 3rd | 4th | Total | Finish | Money |
|---|---|---|---|---|---|---|---|
| 2021 | 68 | 64 | 72 | 66 | 270 | T29 | $41,013.34 |
| 2022 | 65 | 70 | 71 | 64 | 270 | T13 | 123,187.50 |
| 2023 | 68 | 71 | | | 139 | CUT | |
| | | | | | | **Total** | **$164,200.84** |

**Smith, Al (73.27)**

| Year | 1st | 2nd | 3rd | 4th | Total | Finish | Money |
|---|---|---|---|---|---|---|---|
| 1946 | | | | | 286 | T12 | $167.50 |
| 1947 | | | | | 293 | T8 | 450.00 |
| 1948 | 73 | 72 | 70 | 78 | 293 | T30 | |
| 1949 | 73 | 72 | 70 | 71 | 286 | T16 | 165.00 |
| 1951 | 76 | 77 | 73 | 81 | 307 | T46 | |
| 1952 | 72 | 78 | 69 | 71 | 290 | T24 | 55.00 |
| 1953 | 69 | 73 | 70 | 73 | 285 | T15 | 195.00 |
| 1954 | 74 | 70 | 76 | 72 | 292 | T17 | 76.67 |
| 1955 | 72 | 73 | 75 | 74 | 294 | T42 | |
| 1956 | 77 | 75 | 73 | 73 | 298 | 41 | |
| 1957 | 73 | 74 | 72 | 75 | 294 | T37 | |
| 1958 | 72 | 73 | 76 | 72 | 293 | T46 | |
| 1959 | 72 | 73 | 75 | 77 | 297 | T41 | |
| 1960 | 77 | 69 | 69 | 76 | 291 | T30 | 33.33 |
| 1961 | 75 | 74 | 73 | 75 | 297 | T31 | 25.00 |
| 1962 | 76 | 79 | | | 155 | CUT | |
| | | | | | | **Total** | **$1,167.50** |

**Smith, Bob (71.16)**

| Year | 1st | 2nd | 3rd | 4th | Total | Finish | Money |
|---|---|---|---|---|---|---|---|
| 1968 | 67 | 73 | 69 | 69 | 278 | T16 | $1,993.75 |
| 1969 | 70 | 72 | 74 | 70 | 286 | T54 | 266.67 |
| 1970 | 70 | 69 | 72 | 69 | 280 | T16 | 2,184.00 |
| 1971 | 71 | 72 | 73 | 65 | 281 | T18 | 1,941.80 |
| 1972 | 70 | 71 | 69 | 71 | 281 | T35 | 965.00 |
| 1973 | 74 | 69 | | | 143 | CUT | |
| 1975 | 73 | 71 | 74 | 73 | 291 | T32 | 1,195.00 |
| 1976 | 74 | 70 | | | 144 | CUT | |
| 1977 | 74 | 73 | 71 | 75 | 293 | T59 | 464.00 |
| | | | | | | **Total** | **$9,010.22** |

**Smith, Byron (72.00)**

| Year | 1st | 2nd | 3rd | 4th | Total | Finish | Money |
|---|---|---|---|---|---|---|---|
| 2015 | 67 | 70 | 78 | 73 | 288 | 69 | $10,908.00 |
| | | | | | | **Total** | **$10,908.00** |

**Smith, Cameron (67.58)**

| Year | 1st | 2nd | 3rd | 4th | Total | Finish | Money |
|---|---|---|---|---|---|---|---|
| 2015 | 67 | 68 | 69 | 65 | 269 | T18 | $63,450.00 |
| 2016 | 74 | 68 | | | 140 | CUT | |
| 2017 | 63 | 69 | 70 | 63 | 265 | T7 | 180,766.67 |
| 2019 | 66 | 71 | | | 137 | CUT | |
| | | | | | | **Total** | **$244,216.67** |

**Smith, Charles (75.75)**

| Year | 1st | 2nd | 3rd | 4th | Total | Finish | Money |
|---|---|---|---|---|---|---|---|
| 1961 | 73 | 74 | 77 | 79 | 303 | T48 | |
| | | | | | | **Total** | |

**Smith, Chris (71.18)**

| Year | 1st | 2nd | 3rd | 4th | Total | Finish | Money |
|---|---|---|---|---|---|---|---|
| 1994 | 71 | 74 | 78 | 71 | 294 | T67 | $3,075.00 |
| 1996 | 73 | 75 | | | 148 | CUT | |
| 1998 | 74 | 77 | | | 151 | CUT | |
| 2004 | 70 | 69 | 67 | 67 | 273 | 3 | 312,800.00 |
| 2005 | 72 | 65 | 72 | 68 | 277 | T21 | 48,357.14 |
| 2006 | 67 | 71 | 69 | 76 | 283 | T39 | 21,000.00 |
| 2010 | 69 | 71 | | | 140 | CUT | |
| | | | | | | **Total** | **$385,232.14** |

**Smith, David (72.50)**

| Year | 1st | 2nd | 3rd | 4th | Total | Finish | Money |
|---|---|---|---|---|---|---|---|
| 1976 | 71 | 72 | 72 | 75 | 290 | T78 | |
| | | | | | | **Total** | |

**Smith, Don (75.33)**

| Year | 1st | 2nd | 3rd | 4th | Total | Finish | Money |
|---|---|---|---|---|---|---|---|
| 1952 | 73 | 77 | 78 | 78 | 306 | T39 | |
| 1956 | 73 | 74 | 75 | 78 | 300 | T44 | |
| 1958 | 74 | 70 | 79 | 73 | 296 | T57 | |
| 1959 | 75 | 75 | 73 | 80 | 303 | 53 | |
| 1960 | 73 | 71 | 74 | 80 | 298 | T53 | |
| 1968 | 78 | 73 | | | 151 | CUT | |
| 1969 | 78 | 76 | | | 154 | CUT | |
| | | | | | | **Total** | |

**Smith, George (75.00)**

| Year | 1st | 2nd | 3rd | 4th | Total | Finish | Money |
|---|---|---|---|---|---|---|---|
| 1969 | 78 | 72 | | | 150 | CUT | |
| | | | | | | **Total** | |

**Smith, Horton (72.56)**

| Year | 1st | 2nd | 3rd | 4th | Total | Finish | Money |
|---|---|---|---|---|---|---|---|
| 1938 | 142 | 73 | 70 | | 285 | T7 | $215.00 |
| 1939 | 143 | 73 | 70 | | 286 | T5 | 325.00 |
| 1940 | 148 | 71 | 69 | | 288 | T15 | 40.00 |
| 1942 | 146 | 70 | 69 | | 285 | T10 | 125.00 |
| 1948 | 74 | 69 | 75 | 76 | 294 | T34 | |
| 1950 | 73 | 75 | 73 | 69 | 290 | T19 | 70.00 |
| 1953 | 68 | 75 | 72 | 81 | 296 | T49 | |
| 1954 | 72 | 76 | 74 | 76 | 298 | T37 | |
| | | | | | | **Total** | **$775.00** |

**Smith, Ivan (77.75)**

| Year | 1st | 2nd | 3rd | 4th | Total | Finish | Money |
|---|---|---|---|---|---|---|---|
| 1983 | 84 | 73 | | | 157 | CUT | |
| 1985 | 79 | 75 | | | 154 | CUT | |
| | | | | | | **Total** | |

**Smith, Jerry (72.93)**

| Year | 1st | 2nd | 3rd | 4th | Total | Finish | Money |
|---|---|---|---|---|---|---|---|
| 2000 | 75 | 69 | 80 | 75 | 299 | 78 | $5,520.00 |
| 2001 | 70 | 73 | | | 143 | CUT | |
| 2002 | 74 | 74 | | | 148 | CUT | |
| 2006 | 70 | 72 | 74 | 73 | 289 | T67 | 10,150.00 |
| 2007 | 71 | 71 | | | 142 | CUT | |
| | | | | | | **Total** | **$15,670.00** |

**Smith, Kirk (76.40)**

| Year | 1st | 2nd | 3rd | 4th | Total | Finish | Money |
|---|---|---|---|---|---|---|---|
| 1956 | 81 | 73 | 77 | 74 | 305 | T56 | |
| 1961 | 77 | | | | 77 | DQ | |
| | | | | | | **Total** | |

**Smith, Mike (74.39)**

| Year | 1st | 2nd | 3rd | 4th | Total | Finish | Money |
|---|---|---|---|---|---|---|---|
| 1982 | 72 | 73 | 81 | 78 | 304 | T69 | $603.00 |
| 1987 | 80 | | | | 80 | W/D | |
| 1990 | 77 | 74 | | | 151 | CUT | |
| 1991 | 73 | 72 | | | 145 | CUT | |
| 1992 | 73 | 73 | | | 146 | CUT | |
| 1993 | 80 | | | | 80 | W/D | |
| 1994 | 69 | 73 | 69 | 70 | 281 | T8 | 42,000.00 |
| 1995 | 74 | 78 | | | 152 | CUT | |
| | | | | | | **Total** | **$42,603.00** |

**Smith, Nate (71.50)**

| Year | 1st | 2nd | 3rd | 4th | Total | Finish | Money |
|---|---|---|---|---|---|---|---|
| 2011 | 74 | 69 | | | 143 | CUT | |
| | | | | | | **Total** | |

**Smith, Robin (75.50)**

| Year | 1st | 2nd | 3rd | 4th | Total | Finish | Money |
|---|---|---|---|---|---|---|---|
| 2008 | 75 | 76 | | | 151 | CUT | |
| | | | | | | **Total** | |

**Smith, Taylor (71.25)**

| Year | 1st | 2nd | 3rd | 4th | Total | Finish | Money |
|---|---|---|---|---|---|---|---|
| 1996 | 73 | 69 | 68 | 75 | 285 | T23 | $13,507.50 |
| | | | | | | **Total** | **$13,507.50** |

**Smotherman, Austin (69.00)**

| Year | 1st | 2nd | 3rd | 4th | Total | Finish | Money |
|---|---|---|---|---|---|---|---|
| 2022 | 65 | 76 | | | 141 | CUT | |
| 2023 | 66 | 71 | 67 | 69 | 273 | T27 | $53,200.00 |
| | | | | | | **Total** | **$53,200.00** |

**Snead, J.C. (72.23)**

| Year | 1st | 2nd | 3rd | 4th | Total | Finish | Money |
|---|---|---|---|---|---|---|---|
| 1969 | 73 | 71 | | | 144 | CUT | |
| 1970 | 77 | 73 | | | 150 | CUT | |
| 1971 | 74 | 70 | 68 | 72 | 284 | T43 | $630.80 |
| 1972 | 66 | 69 | 70 | 68 | 273 | T3 | 9,750.00 |
| 1973 | 72 | 69 | 68 | 67 | 276 | T18 | 2,092.37 |
| 1974 | 73 | 68 | 67 | 66 | 274 | T7 | 6,499.77 |
| 1976 | 70 | 71 | 74 | 72 | 287 | T67 | 289.80 |
| 1977 | 74 | 75 | | | 149 | CUT | |
| 1978 | 70 | 75 | 74 | 72 | 291 | T39 | 866.00 |
| 1980 | 70 | 73 | 70 | 72 | 285 | T11 | 5,125.00 |
| 1981 | 73 | 73 | 75 | 76 | 297 | T59 | 654.00 |
| 1982 | 71 | 69 | 76 | 77 | 293 | T15 | 5,100.00 |
| 1983 | 74 | 71 | 70 | 72 | 287 | T14 | 7,200.00 |
| 1984 | 72 | 75 | 72 | 72 | 291 | T35 | 1,930.00 |
| 1985 | 77 | 78 | | | 155 | CUT | |
| 1986 | 77 | 75 | | | 152 | CUT | |
| 1987 | 73 | 77 | | | 150 | CUT | |
| 1988 | 70 | 79 | | | 149 | CUT | |
| 1989 | 71 | 69 | 75 | 75 | 290 | T28 | 6,368.75 |
| 1990 | 74 | 73 | 72 | 71 | 290 | T33 | 6,604.17 |
| | | | | | | **Total** | **$53,110.66** |

**Snead, Sam (69.86)**

| Year | 1st | 2nd | 3rd | 4th | Total | Finish | Money |
|---|---|---|---|---|---|---|---|
| 1938 | 66 | 68 | 69 | 68 | 271 | 1 | $1,200.00 |
| 1941 | 71 | 71 | 74 | 71 | 287 | 8 | 230.00 |
| 1942 | 69 | 73 | 71 | 72 | 285 | T10 | 125.00 |
| 1945 | 72 | 71 | 74 | 70 | 287 | 6 | 400.00 |
| 1946 | 70 | 67 | 67 | 66 | 270 | 1 | 1,500.00 |
| 1948 | 72 | 72 | 71 | 76 | 291 | T21 | |
| 1949 | 68 | 69 | 69 | 70 | 276 | 1 | 2,000.00 |
| 1950 | 66 | 70 | 66 | 67 | 269 | 1 | 2,000.00 |
| 1951 | 71 | 78 | 70 | 66 | 285 | 3 | 1,000.00 |
| 1952 | 70 | 71 | 66 | 72 | 279 | T3 | 846.66 |
| 1953 | 67 | 66 | 73 | 69 | 275 | 2 | 1,400.00 |
| 1954 | 71 | 69 | 73 | 71 | 284 | T3 | 900.00 |
| 1955 | 68 | 67 | 69 | 69 | 273 | 1 | 2,200.00 |
| 1956 | 66 | 69 | 74 | 70 | 279 | 1 | 2,200.00 |
| 1957 | 72 | 68 | 73 | 71 | 284 | T8 | 600.00 |
| 1958 | 70 | 69 | 66 | 72 | 277 | T2 | 1,080.00 |
| 1959 | 73 | 69 | 69 | 70 | 281 | T3 | 1,100.00 |
| 1960 | 68 | 66 | 67 | 69 | 270 | 1 | 2,800.00 |
| 1961 | 71 | 72 | 69 | 71 | 283 | 2 | 2,100.00 |
| 1962 | 70 | 72 | 67 | 69 | 278 | 3 | 2,200.00 |
| 1963 | 69 | 69 | 69 | 71 | 278 | T7 | 1,400.00 |
| 1964 | 64 | 71 | 74 | 69 | 278 | 3 | 3,000.00 |
| 1965 | 68 | 69 | 68 | 68 | 273 | 1 | 11,000.00 |
| 1966 | 67 | 71 | 76 | 71 | 285 | T28 | 700.00 |
| 1967 | 70 | 68 | 72 | 68 | 278 | T10 | 3,125.00 |
| 1968 | 74 | 71 | 68 | 69 | 282 | T34 | 773.43 |
| 1969 | 69 | 69 | 72 | 72 | 282 | T22 | 1,334.00 |
| 1970 | 69 | 70 | 71 | 70 | 280 | T16 | 2,184.00 |
| 1971 | 74 | 71 | 69 | 68 | 282 | T28 | 1,220.75 |
| 1972 | 70 | 69 | 70 | 69 | 278 | T18 | 2,044.00 |
| 1973 | 66 | 67 | 70 | 71 | 274 | T12 | 3,937.50 |
| 1974 | 69 | 70 | 71 | 69 | 279 | T22 | 1,916.89 |
| 1976 | 73 | 70 | 70 | 70 | 283 | T52 | 534.75 |
| 1977 | 75 | | | | 75 | W/D | |
| | | | | | | **Total** | **$59,051.98** |

**Snedeker, Brandt (67.76)**

| Year | 1st | 2nd | 3rd | 4th | Total | Finish | Money |
|---|---|---|---|---|---|---|---|
| 2007 | 70 | 67 | 66 | 63 | 266 | 1 | $900,000.00 |
| 2008 | 66 | 68 | 74 | 70 | 278 | T69 | 10,149.00 |
| 2009 | 64 | 69 | 65 | 68 | 266 | T5 | 172,890.00 |
| 2010 | 63 | 65 | 69 | 67 | 264 | T8 | 142,800.00 |
| 2011 | 72 | 74 | | | 146 | CUT | |
| 2012 | 67 | 67 | 68 | 70 | 272 | T28 | 36,920.00 |
| 2013 | 69 | 72 | | | 141 | CUT | |
| 2014 | 68 | 65 | 66 | 67 | 266 | T5 | 193,450.00 |
| 2015 | 70 | 61 | 67 | 75 | 273 | T43 | 18,360.00 |
| 2016 | 65 | 68 | 65 | 67 | 265 | T3 | 324,800.00 |
| 2018 | 59 | 67 | 68 | 65 | 259 | 1 | 1,080,000.00 |
| 2019 | 64 | 70 | 68 | 68 | 270 | T39 | 22,940.00 |
| 2020 | 70 | 67 | 65 | 71 | 273 | T42 | 20,416.00 |
| 2021 | 69 | 75 | | | 144 | CUT | |
| 2023 | 70 | 67 | 70 | 69 | 276 | T45 | 22,116.00 |
| | | | | | | **Total** | **$2,944,841.00** |

**Sneed, Ed (72.97)**

| Year | 1st | 2nd | 3rd | 4th | Total | Finish | Money |
|---|---|---|---|---|---|---|---|
| 1969 | 70 | 72 | 75 | 76 | 293 | 76 | $266.66 |
| 1970 | 76 | 71 | | | 147 | CUT | |
| 1971 | 72 | 72 | 73 | 74 | 291 | T69 | 271.43 |
| 1972 | 72 | 70 | 75 | 74 | 291 | T72 | 347.82 |
| 1973 | 66 | 72 | 70 | 68 | 276 | T18 | 2,092.37 |
| 1975 | 77 | 72 | 76 | 76 | 301 | T70 | 113.33 |
| 1976 | 71 | 72 | 68 | 72 | 283 | T52 | 534.75 |
| 1977 | 73 | 68 | 79 | 73 | 293 | T59 | 464.00 |
| 1982 | 73 | 73 | 77 | 83 | 306 | T72 | 582.00 |
| | | | | | | **Total** | **$4,672.36** |

**Snodgrass, Terry (75.50)**

| Year | 1st | 2nd | 3rd | 4th | Total | Finish | Money |
|---|---|---|---|---|---|---|---|
| 1985 | 80 | 71 | | | 151 | CUT | |
| | | | | | | **Total** | |

**Snow, Ansel (78.56)**

| Year | 1st | 2nd | 3rd | 4th | Total | Finish | Money |
|---|---|---|---|---|---|---|---|
| 1951 | 78 | 74 | 74 | 73 | 299 | T33 | |
| 1952 | 75 | 72 | 73 | 78 | 298 | 32 | |
| 1953 | 74 | 72 | 71 | 78 | 295 | T47 | |
| 1954 | 77 | 75 | 76 | | 228 | W/D | |
| 1955 | 72 | 70 | 75 | 77 | 294 | T42 | |
| | | | | | | **Total** | |

**Snyder, Jack (76.50)**

| Year | 1st | 2nd | 3rd | 4th | Total | Finish | Money |
|---|---|---|---|---|---|---|---|
| 1983 | 78 | 75 | | | 153 | CUT | |
| | | | | | | **Total** | |

**Snyder III, Joey (73.00)**

| Year | 1st | 2nd | 3rd | 4th | Total | Finish | Money |
|---|---|---|---|---|---|---|---|
| 2005 | 70 | 72 | | | 142 | CUT | |
| 2012 | 74 | 74 | | | 148 | CUT | |
| 2013 | 80 | 68 | | | 148 | CUT | |
| | | | | | | **Total** | |

**Soli, Mick (76.57)**

| Year | 1st | 2nd | 3rd | 4th | Total | Finish | Money |
|---|---|---|---|---|---|---|---|
| 1981 | 78 | 83 | | | 161 | CUT | |
| 1982 | 73 | 72 | 82 | 79 | 306 | T72 | $582.00 |
| 1983 | 74 | 74 | 74 | 71 | 293 | T44 | 1,209.34 |
| 1984 | 76 | 81 | | | 157 | CUT | |
| 1985 | 76 | 79 | | | 155 | CUT | |
| | | | | | | **Total** | **$1,791.34** |

**Sommers, Jack (76.75)**

| Year | 1st | 2nd | 3rd | 4th | Total | Finish | Money |
|---|---|---|---|---|---|---|---|
| 1979 | 73 | 75 | 82 | 77 | 307 | 77 | $465.00 |
| | | | | | | **Total** | **$465.00** |

**Sota, Gerald (74.83)**

| Year | 1st | 2nd | 3rd | 4th | Total | Finish | Money |
|---|---|---|---|---|---|---|---|
| 1960 | 77 | 77 | | | 154 | CUT | |
| 1961 | 75 | 70 | 74 | 76 | 295 | T26 | $225.00 |
| | | | | | | **Total** | **$225.00** |

**Sota, Ramon (72.00)**

| Year | 1st | 2nd | 3rd | 4th | Total | Finish | Money |
|---|---|---|---|---|---|---|---|
| 1964 | 72 | 70 | 73 | 67 | 282 | 6 | $2,000.00 |
| 1965 | 73 | 77 | | | 150 | CUT | |
| | | | | | | **Total** | **$2,000.00** |

**Souchak, Mike (71.09)**

| Year | 1st | 2nd | 3rd | 4th | Total | Finish | Money |
|---|---|---|---|---|---|---|---|
| 1953 | 74 | 74 | 75 | 69 | 292 | T34 | |
| 1954 | 75 | 74 | 72 | 71 | 292 | T17 | $76.67 |
| 1955 | 69 | 74 | 70 | 69 | 282 | T9 | 415.00 |
| 1956 | 74 | 73 | 71 | 69 | 287 | T11 | 298.00 |
| 1957 | 70 | 70 | 69 | 70 | 279 | 2 | 1,500.00 |
| 1958 | 78 | 66 | 68 | 66 | 278 | T7 | 700.00 |
| 1959 | 75 | 73 | 69 | 71 | 288 | T18 | 220.00 |
| 1960 | 73 | 70 | 68 | 69 | 280 | T6 | 950.00 |
| 1961 | 70 | 68 | 69 | 69 | 276 | 1 | 3,200.00 |
| 1962 | 68 | 69 | 70 | 69 | 276 | 2 | 3,400.00 |
| 1963 | 69 | 70 | 71 | 75 | 285 | T24 | 455.00 |
| 1964 | 75 | 71 | 71 | 68 | 285 | T11 | 1,250.00 |
| 1965 | 70 | 72 | 73 | 73 | 288 | T34 | 500.00 |
| 1966 | 74 | 72 | 76 | | 222 | W/D | |
| 1967 | 71 | 68 | 69 | 75 | 283 | T29 | 843.75 |
| 1968 | 70 | 69 | 73 | 71 | 283 | T42 | 445.89 |
| 1970 | 73 | 72 | | | 145 | CUT | |
| | | | | | | **Total** | **$14,254.31** |

**Soulsby, Bruce (74.25)**

| Year | 1st | 2nd | 3rd | 4th | Total | Finish | Money |
|---|---|---|---|---|---|---|---|
| 1987 | 72 | 73 | 77 | 75 | 297 | T54 | $1,350.00 |
| | | | | | | **Total** | **$1,350.00** |

**Souter, Bill (79.00)**

| Year | 1st | 2nd | 3rd | 4th | Total | Finish | Money |
|---|---|---|---|---|---|---|---|
| 1952 | 78 | 78 | 75 | 80 | 311 | T51 | |
| 1953 | 84 | | | | 84 | W/D | |
| | | | | | | **Total** | |

**Sowards, Bob (66.50)**

| Year | 1st | 2nd | 3rd | 4th | Total | Finish | Money |
|---|---|---|---|---|---|---|---|
| 2008 | 65 | 66 | 68 | 67 | 266 | T9 | $122,400.00 |
| | | | | | | **Total** | **$122,400.00** |

**Spaun, J.J. (68.78)**

| Year | 1st | 2nd | 3rd | 4th | Total | Finish | Money |
|---|---|---|---|---|---|---|---|
| 2017 | 71 | 66 | 69 | 63 | 269 | T16 | $78,735.00 |
| 2019 | 67 | 69 | 70 | 68 | 274 | T69 | 12,400.00 |
| 2020 | 70 | 69 | | | 139 | CUT | |
| 2021 | 67 | 72 | | | 139 | CUT | |
| 2022 | 71 | 71 | | | 142 | CUT | |
| 2023 | 68 | 70 | 69 | 68 | 275 | T38 | 31,540.00 |
| | | | | | | **Total** | **$122,675.00** |

**Spence, Bob (78.50)**

| Year | 1st | 2nd | 3rd | 4th | Total | Finish | Money |
|---|---|---|---|---|---|---|---|
| 1956 | 85 | 84 | | | 169 | CUT | |
| 1959 | 72 | 73 | 84 | 82 | 311 | T64 | |
| 1961 | 75 | 78 | 78 | 82 | 313 | 62 | |
| 1965 | 74 | 78 | | | 152 | CUT | |
| 1976 | 78 | 76 | | | 154 | CUT | |
| | | | | | | **Total** | |

**Spence, Craig (71.83)**

| Year | 1st | 2nd | 3rd | 4th | Total | Finish | Money |
|---|---|---|---|---|---|---|---|
| 2000 | 73 | 66 | 75 | 69 | 283 | T13 | $58,000.00 |
| 2001 | 75 | 73 | | | 148 | CUT | |
| | | | | | | **Total** | **$58,000.00** |

**Spencer, George (77.00)**

| Year | 1st | 2nd | 3rd | 4th | Total | Finish | Money |
|---|---|---|---|---|---|---|---|
| 1954 | 73 | 78 | 77 | 80 | 308 | T57 | |
| | | | | | | **Total** | |

**Spencer, Wysol (74.75)**

| Year | 1st | 2nd | 3rd | 4th | Total | Finish | Money |
|---|---|---|---|---|---|---|---|
| 1948 | 74 | 72 | 77 | 76 | 299 | T45 | |
| | | | | | | **Total** | |

**Spieth, Jordan (68.36)**

| Year | 1st | 2nd | 3rd | 4th | Total | Finish | Money |
|---|---|---|---|---|---|---|---|
| 2013 | 65 | 66 | 70 | 65 | 266 | 2 | $572,400.00 |
| 2019 | 64 | 67 | 77 | | 208 | T78 | 11,284.00 |
| 2020 | 70 | 67 | 70 | 71 | 278 | T72 | 12,800.00 |
| | | | | | | **Total** | **$596,484.00** |

**Sposa, Mike (71.61)**

| Year | 1st | 2nd | 3rd | 4th | Total | Finish | Money |
|---|---|---|---|---|---|---|---|
| 1999 | 76 | 70 | | | 146 | CUT | |
| 2000 | 75 | 71 | | | 146 | CUT | |
| 2001 | 68 | 66 | 70 | 73 | 277 | T12 | $68,600.00 |
| 2002 | 69 | 71 | 69 | 75 | 284 | T23 | 32,028.57 |
| 2003 | 71 | 74 | | | 145 | CUT | |
| 2006 | 66 | 74 | 73 | 78 | 291 | T72 | 9,750.00 |
| | | | | | | **Total** | **$110,378.57** |

**Spradlin, Jack (77.00)**

| Year | 1st | 2nd | 3rd | 4th | Total | Finish | Money |
|---|---|---|---|---|---|---|---|
| 1984 | 73 | 81 | | | 154 | CUT | |
| | | | | | | **Total** | |

**Spray, Steve (70.50)**

| Year | 1st | 2nd | 3rd | 4th | Total | Finish | Money |
|---|---|---|---|---|---|---|---|
| 1966 | 73 | 71 | 74 | 72 | 290 | T48 | $210.00 |
| 1968 | 73 | 71 | 67 | 70 | 281 | T29 | 979.69 |
| 1970 | 70 | 67 | 71 | 67 | 275 | 4 | 8,460.00 |
| | | | | | | **Total** | **$9,649.69** |

**Springer, Marshall (75.25)**

| Year | 1st | 2nd | 3rd | 4th | Total | Finish | Money |
|---|---|---|---|---|---|---|---|
| 1951 | 76 | 75 | 72 | 78 | 301 | T36 | |
| | | | | | | **Total** | |

**Springer, Mike (72.48)**

| Year | 1st | 2nd | 3rd | 4th | Total | Finish | Money |
|---|---|---|---|---|---|---|---|
| 1991 | 70 | 74 | 73 | 69 | 286 | T51 | $2,925.00 |
| 1992 | 74 | 67 | 71 | 78 | 290 | T59 | 2,712.50 |
| 1993 | 73 | 74 | 73 | 73 | 293 | T61 | 3,195.00 |
| 1994 | 64 | 69 | 70 | 72 | 275 | 1 | 270,000.00 |
| 1995 | 77 | 76 | | | 153 | CUT | |
| 1996 | 75 | 71 | 74 | 72 | 292 | T67 | 3,618.00 |
| 1997 | 71 | 71 | 70 | 76 | 288 | T49 | 4,510.60 |
| 1998 | 76 | 68 | | | 144 | CUT | |
| 1999 | 72 | 72 | | | 144 | CUT | |
| 2000 | 71 | 70 | 75 | 72 | 288 | T34 | 14,512.50 |
| 2001 | 73 | 69 | 72 | 74 | 288 | T73 | 6,720.00 |
| 2002 | 81 | 77 | | | 158 | CUT | |
| 2003 | 76 | 76 | | | 152 | CUT | |
| 2004 | 70 | 68 | 74 | 71 | 283 | T35 | 20,825.46 |
| | | | | | | **Total** | **$329,019.06** |

**Stadler, Craig (71.96)**

| Year | 1st | 2nd | 3rd | 4th | Total | Finish | Money |
|---|---|---|---|---|---|---|---|
| 1978 | 71 | 70 | 73 | 70 | 284 | 4 | $11,280.00 |
| 1979 | 72 | 74 | 72 | 73 | 291 | T18 | 2,937.50 |
| 1980 | 67 | 69 | 71 | 68 | 275 | 1 | 45,000.00 |
| 1981 | 72 | 72 | 70 | 74 | 288 | T14 | 5,550.00 |
| 1982 | 72 | 72 | 77 | 81 | 302 | T62 | 633.00 |
| 1983 | 71 | 70 | 67 | 72 | 280 | T2 | 35,200.00 |
| 1984 | 75 | 71 | 73 | 70 | 289 | T24 | 3,240.00 |
| 1985 | 70 | 74 | 71 | 71 | 286 | T2 | 35,200.00 |
| 1986 | 69 | 69 | 71 | 72 | 281 | T6 | 15,125.00 |
| 1987 | 74 | 76 | | | 150 | CUT | |
| 1988 | 70 | 71 | 73 | 72 | 286 | T30 | 6,075.34 |
| 1991 | 73 | | | | 73 | W/D | |
| 1992 | 75 | 76 | | | 151 | CUT | |
| 1995 | 78 | 68 | | | 146 | CUT | |
| | | | | | | **Total** | **$160,240.84** |

**Stadler, Kevin (68.83)**

| Year | 1st | 2nd | 3rd | 4th | Total | Finish | Money |
|---|---|---|---|---|---|---|---|
| 2005 | 70 | 74 | | | 144 | CUT | |
| 2007 | 68 | 67 | 70 | 66 | 271 | T7 | $150,625.00 |
| 2008 | 70 | 68 | | | 138 | CUT | |
| 2009 | 69 | 63 | 66 | 66 | 264 | T2 | 448,800.00 |
| 2010 | 70 | 76 | | | 146 | CUT | |
| 2011 | 69 | 65 | 68 | 71 | 273 | T40 | 19,240.00 |
| 2012 | 73 | 65 | 68 | 69 | 275 | T46 | 14,742.00 |
| 2013 | 73 | 68 | | | 141 | CUT | |
| | | | | | | **Total** | **$633,407.00** |

**Stafford, Roland (76.25)**

| Year | 1st | 2nd | 3rd | 4th | Total | Finish | Money |
|---|---|---|---|---|---|---|---|
| 1960 | 75 | 77 | | | 152 | CUT | |
| 1965 | 74 | 79 | | | 153 | CUT | |
| | | | | | | **Total** | |

**Stallings, Scott (68.53)**

| Year | 1st | 2nd | 3rd | 4th | Total | Finish | Money |
|---|---|---|---|---|---|---|---|
| 2012 | 64 | 70 | 67 | 68 | 269 | T14 | $88,400.00 |
| 2014 | 70 | 71 | | | 141 | CUT | |
| 2016 | 72 | 67 | | | 139 | CUT | |
| 2017 | 72 | 69 | | | 141 | CUT | |
| 2018 | 67 | 71 | | | 138 | CUT | |
| 2019 | 69 | 64 | 67 | 68 | 268 | T31 | 36,766.00 |
| 2020 | 70 | 66 | 70 | 67 | 273 | T42 | 20,416.00 |
| 2021 | 67 | 71 | | | 138 | CUT | |
| 2022 | 67 | 71 | 67 | 65 | 270 | T13 | 123,187.50 |
| 2023 | 67 | 69 | 69 | 74 | 279 | T62 | 16,720.00 |
| | | | | | | **Total** | **$285,489.50** |

**Stalls, Bill (74.63)**

| Year | 1st | 2nd | 3rd | 4th | Total | Finish | Money |
|---|---|---|---|---|---|---|---|
| 1956 | 75 | 76 | 77 | 77 | 305 | T56 | |
| 1957 | 75 | 73 | 71 | 73 | 292 | T33 | |
| | | | | | | **Total** | |

**Stamey, Nathan (73.00)**

| Year | 1st | 2nd | 3rd | 4th | Total | Finish | Money |
|---|---|---|---|---|---|---|---|
| 2011 | 74 | 72 | | | 146 | CUT | |
| | | | | | | **Total** | |

**Stamps, Jim (70.75)**

| Year | 1st | 2nd | 3rd | 4th | Total | Finish | Money |
|---|---|---|---|---|---|---|---|
| 1955 | 71 | 70 | 70 | 72 | 283 | T13 | $253.33 |
| | | | | | | **Total** | **$253.33** |

**Standly, Mike (72.32)**

| Year | 1st | 2nd | 3rd | 4th | Total | Finish | Money |
|---|---|---|---|---|---|---|---|
| 1991 | 75 | 72 | | | 147 | CUT | |
| 1992 | 70 | 74 | 70 | 73 | 287 | T41 | $4,375.00 |
| 1995 | 71 | 70 | 75 | 76 | 292 | T65 | 3,075.00 |
| 1996 | 74 | 74 | | | 148 | CUT | |
| 1997 | 68 | 68 | 71 | 71 | 278 | T7 | 61,275.00 |
| 1998 | 69 | 71 | 75 | 70 | 285 | T30 | 12,787.50 |
| 1999 | 78 | 76 | | | 154 | CUT | |
| | | | | | | **Total** | **$81,512.50** |

**Stankowski, Paul (71.03)**

| Year | 1st | 2nd | 3rd | 4th | Total | Finish | Money |
|---|---|---|---|---|---|---|---|
| 1994 | 78 | 74 | | | 152 | CUT | |
| 1995 | 70 | 70 | 79 | 72 | 291 | T61 | $3,225.00 |
| 1997 | 69 | 68 | 69 | 75 | 281 | T14 | 32,300.00 |
| 1999 | 70 | 69 | 71 | 66 | 276 | T6 | 90,350.00 |
| 2000 | 70 | 70 | 75 | 78 | 293 | T62 | 6,390.00 |
| 2002 | 66 | 74 | 71 | 70 | 281 | T10 | 91,200.00 |
| 2006 | 69 | 78 | | | 147 | CUT | |
| 2007 | 73 | 67 | | | 140 | CUT | |
| 2008 | 68 | 77 | | | 145 | CUT | |
| 2010 | 67 | 67 | 69 | 68 | 271 | T53 | 11,433.27 |
| 2011 | 70 | 68 | | | 138 | CUT | |
| | | | | | | **Total** | **$234,898.27** |

**Stanley, Kyle (68.83)**

| Year | 1st | 2nd | 3rd | 4th | Total | Finish | Money |
|---|---|---|---|---|---|---|---|
| 2009 | 72 | 72 | | | 144 | CUT | |
| 2011 | 69 | 71 | | | 140 | CUT | |
| 2014 | 71 | 73 | | | 144 | CUT | |
| 2015 | 68 | 69 | 71 | 67 | 275 | T51 | $12,787.20 |
| 2016 | 69 | 65 | 66 | 68 | 268 | T14 | 92,400.00 |
| 2017 | 70 | 68 | | | 138 | CUT | |
| 2019 | 65 | 69 | 67 | 64 | 265 | T13 | 109,533.34 |
| 2020 | 69 | 69 | | | 138 | CUT | |
| 2021 | 71 | 69 | | | 140 | CUT | |
| | | | | | | **Total** | **$214,720.54** |

**Stanton, Bob (73.16)**

| Year | 1st | 2nd | 3rd | 4th | Total | Finish | Money |
|---|---|---|---|---|---|---|---|
| 1967 | 77 | 87 | | | 164 | CUT | |
| 1968 | 74 | 71 | | | 145 | W/D | |
| 1969 | 75 | 67 | 71 | 70 | 283 | T30 | $819.20 |
| 1970 | 74 | 75 | | | 149 | CUT | |
| 1971 | 72 | 70 | 73 | 70 | 285 | T48 | 366.00 |
| 1972 | 79 | | | | 79 | W/D | |
| 1974 | 68 | 73 | 74 | 70 | 285 | T50 | 517.78 |
| | | | | | | **Total** | **$1,702.98** |

**Starks, Nate (73.50)**

| Year | 1st | 2nd | 3rd | 4th | Total | Finish | Money |
|---|---|---|---|---|---|---|---|
| 1976 | 72 | 75 | | | 147 | CUT | |
| | | | | | | **Total** | |

**Staton, Kenneth (73.50)**

| Year | 1st | 2nd | 3rd | 4th | Total | Finish | Money |
|---|---|---|---|---|---|---|---|
| 2002 | 76 | 73 | | | 149 | CUT | |
| 2003 | 71 | 74 | | | 145 | CUT | |
| | | | | | | **Total** | |

**Steel, Iain (72.50)**

| Year | 1st | 2nd | 3rd | 4th | Total | Finish | Money |
|---|---|---|---|---|---|---|---|
| 1998 | 70 | 75 | | | 145 | CUT | |
| | | | | | | **Total** | |

**Steele, Brendan (69.83)**

| Year | 1st | 2nd | 3rd | 4th | Total | Finish | Money |
|---|---|---|---|---|---|---|---|
| 2012 | 72 | 65 | 71 | 74 | 282 | T66 | $10,660.00 |
| 2013 | 71 | 67 | 66 | 67 | 271 | T11 | 116,600.00 |
| 2018 | 70 | 70 | | | 140 | CUT | |
| 2019 | 70 | 75 | | | 145 | CUT | |
| | | | | | | **Total** | **$127,260.00** |

**Steele, Ed (80.00)**

| Year | 1st | 2nd | 3rd | 4th | Total | Finish | Money |
|---|---|---|---|---|---|---|---|
| 1957 | 76 | 84 | | | 160 | CUT | |
| | | | | | | **Total** | |

**Steelsmith, Jerry (71.58)**

| Year | 1st | 2nd | 3rd | 4th | Total | Finish | Money |
|---|---|---|---|---|---|---|---|
| 1961 | 73 | 69 | 74 | 75 | 291 | T16 | $480.00 |
| 1962 | 70 | 69 | 70 | 78 | 287 | T10 | 1,016.66 |
| 1963 | 69 | 71 | 71 | 70 | 281 | 17 | 760.00 |
| | | | | | | **Total** | **$2,256.66** |

**Steere, Ed (78.25)**

| Year | 1st | 2nd | 3rd | 4th | Total | Finish | Money |
|---|---|---|---|---|---|---|---|
| 1958 | 79 | 74 | 80 | 79 | 312 | T72 | |
| 1959 | 74 | 76 | 78 | 83 | 311 | T64 | |
| 1961 | 79 | 77 | | | 156 | CUT | |
| 1962 | 83 | 77 | | | 160 | CUT | |
| | | | | | | **Total** | |

**Stefani, Shawn (68.14)**

| Year | 1st | 2nd | 3rd | 4th | Total | Finish | Money |
|---|---|---|---|---|---|---|---|
| 2013 | 67 | 70 | 70 | 71 | 278 | T45 | $14,855.14 |
| 2014 | 67 | 67 | 71 | 71 | 276 | T51 | 12,472.67 |
| 2016 | 66 | 70 | 66 | 66 | 268 | T14 | 92,400.00 |
| 2017 | 74 | 68 | | | 142 | CUT | |
| 2018 | 68 | 68 | 66 | 66 | 268 | T24 | 45,500.00 |
| 2019 | 66 | 66 | 67 | 68 | 267 | T22 | 53,044.44 |
| | | | | | | **Total** | **$218,172.25** |

**Steger, Scott (77.50)**

| Year | 1st | 2nd | 3rd | 4th | Total | Finish | Money |
|---|---|---|---|---|---|---|---|
| 1980 | 75 | 80 | | | 155 | CUT | |
| | | | | | | **Total** | |

**Stegmaier, Brett (67.64)**

| Year | 1st | 2nd | 3rd | 4th | Total | Finish | Money |
|---|---|---|---|---|---|---|---|
| 2016 | 66 | 67 | 69 | 64 | 266 | T5 | $189,840.00 |
| 2017 | 70 | 66 | 76 | | 212 | 85 | 9,860.00 |
| 2018 | 64 | 67 | 67 | 68 | 266 | T11 | 112,000.00 |
| | | | | | | **Total** | **$199,700.00** |

**Steiger, Joe (76.75)**

| Year | 1st | 2nd | 3rd | 4th | Total | Finish | Money |
|---|---|---|---|---|---|---|---|
| 1952 | 78 | 77 | 71 | 81 | 307 | T41 | |
| | | | | | | **Total** | |

**Steinbrecker, Leo (78.50)**

| Year | 1st | 2nd | 3rd | 4th | Total | Finish | Money |
|---|---|---|---|---|---|---|---|
| 1958 | 78 | 79 | | | 157 | CUT | |
| 1967 | 83 | 74 | | | 157 | CUT | |
| | | | | | | **Total** | |

**Stenson, Henrik (67.92)**

| Year | 1st | 2nd | 3rd | 4th | Total | Finish | Money |
|---|---|---|---|---|---|---|---|
| 2010 | 69 | 75 | | | 144 | CUT | |
| 2011 | 73 | 73 | | | 146 | CUT | |
| 2012 | 68 | | | | 68 | W/D | |
| 2017 | 62 | 66 | 66 | 64 | 258 | 1 | $1,044,000.00 |
| 2018 | 68 | 65 | 70 | 64 | 267 | T20 | 69,900.00 |
| | | | | | | **Total** | **$1,113,900.00** |

**Stephens, Jim (74.25)**

| Year | 1st | 2nd | 3rd | 4th | Total | Finish | Money |
|---|---|---|---|---|---|---|---|
| 1963 | 74 | 73 | 76 | 74 | 297 | T60 | |
| | | | | | | **Total** | |

**Stephens, Mark (74.50)**

| Year | 1st | 2nd | 3rd | 4th | Total | Finish | Money |
|---|---|---|---|---|---|---|---|
| 1976 | 78 | 71 | | | 149 | CUT | |
| | | | | | | **Total** | |

**Sterling, Scott (67.75)**

| Year | 1st | 2nd | 3rd | 4th | Total | Finish | Money |
|---|---|---|---|---|---|---|---|
| 2008 | 64 | 71 | 64 | 68 | 267 | T15 | $81,600.00 |
| 2009 | 67 | 70 | 67 | 71 | 275 | T57 | 11,271.00 |
| | | | | | | **Total** | **$92,871.00** |

**Sterne, Richard (69.75)**

| Year | 1st | 2nd | 3rd | 4th | Total | Finish | Money |
|---|---|---|---|---|---|---|---|
| 2014 | 69 | 68 | 71 | 71 | 279 | T67 | $10,812.00 |
| | | | | | | **Total** | **$10,812.00** |

**Stevens, Johnny (72.00)**

| Year | 1st | 2nd | 3rd | 4th | Total | Finish | Money |
|---|---|---|---|---|---|---|---|
| 1968 | 73 | 70 | 72 | 73 | 288 | 60 | |
| | | | | | | **Total** | |

**Stevens, Sam (74.00)**

| Year | 1st | 2nd | 3rd | 4th | Total | Finish | Money |
|---|---|---|---|---|---|---|---|
| 2023 | 76 | 72 | | | 148 | CUT | |
| | | | | | | **Total** | |

**Stewart, Earl (71.83)**

| Year | 1st | 2nd | 3rd | 4th | Total | Finish | Money |
|---|---|---|---|---|---|---|---|
| 1951 | 74 | 72 | 72 | 68 | 286 | T4 | $700.00 |
| 1952 | 75 | 71 | 67 | 77 | 290 | T24 | 55.00 |
| 1953 | 70 | 68 | 69 | 68 | 275 | 1 | 2,000.00 |
| 1954 | 77 | 73 | 76 | 71 | 297 | 34 | |
| 1970 | 72 | 73 | | | 145 | CUT | |
| | | | | | | **Total** | **$2,755.00** |

**Stewart, Payne (71.97)**

| Year | 1st | 2nd | 3rd | 4th | Total | Finish | Money |
|---|---|---|---|---|---|---|---|
| 1982 | 73 | 77 | | | 150 | CUT | |
| 1984 | 72 | 75 | 71 | 74 | 292 | T41 | $1,400.00 |
| 1985 | 71 | 77 | 72 | 73 | 293 | T22 | 3,713.33 |
| 1986 | 70 | 70 | 74 | 67 | 281 | T6 | 15,125.00 |
| 1987 | 74 | 71 | 70 | 70 | 285 | T3 | 31,200.00 |
| 1989 | 71 | 69 | 76 | 71 | 287 | T11 | 22,000.00 |
| 1990 | 75 | 73 | | | 148 | CUT | |
| 1991 | 69 | 69 | 70 | 73 | 281 | T17 | 17,500.00 |
| 1992 | 70 | 73 | 73 | 70 | 286 | T36 | 5,887.00 |
| 1995 | 72 | 72 | | | 144 | CUT | |
| | | | | | | **Total** | **$96,825.33** |

**Stewart, Ray (73.14)**

| Year | 1st | 2nd | 3rd | 4th | Total | Finish | Money |
|---|---|---|---|---|---|---|---|
| 1987 | 75 | 71 | 78 | 73 | 297 | T54 | $1,350.00 |
| 1989 | 70 | 75 | 68 | 77 | 290 | T28 | 6,368.75 |
| 1990 | 73 | 71 | 72 | 75 | 291 | T39 | 5,125.00 |
| 1991 | 75 | 71 | | | 146 | CUT | |
| | | | | | | **Total** | **$12,843.75** |

**Stickl, Gary (76.50)**

| Year | 1st | 2nd | 3rd | 4th | Total | Finish | Money |
|---|---|---|---|---|---|---|---|
| 1997 | 74 | 79 | | | 153 | CUT | |
| | | | | | | **Total** | |

**Stickney, Don (73.25)**

| Year | 1st | 2nd | 3rd | 4th | Total | Finish | Money |
|---|---|---|---|---|---|---|---|
| 1965 | 74 | 72 | 76 | 71 | 293 | T58 | |
| | | | | | | **Total** | |

**Stiles, Darron (70.41)**

| Year | 1st | 2nd | 3rd | 4th | Total | Finish | Money |
|---|---|---|---|---|---|---|---|
| 2003 | 70 | 69 | 72 | 72 | 283 | T49 | $10,822.50 |
| 2005 | 69 | 69 | 68 | 70 | 276 | T17 | 72,500.00 |
| 2006 | 72 | 73 | | | 145 | CUT | |
| 2007 | 70 | 71 | | | 141 | CUT | |
| 2009 | 70 | 66 | 66 | 70 | 272 | T32 | 24,820.00 |
| 2011 | 70 | 71 | | | 141 | CUT | |
| 2013 | 74 | 74 | | | 148 | CUT | |
| 2016 | 68 | 75 | | | 143 | CUT | |
| | | | | | | **Total** | **$108,142.50** |

**Still, Ken (71.20)**

| Year | 1st | 2nd | 3rd | 4th | Total | Finish | Money |
|---|---|---|---|---|---|---|---|
| 1962 | 76 | 84 | | | 160 | CUT | |
| 1964 | 72 | 73 | 72 | 76 | 293 | T47 | |
| 1965 | 71 | 73 | 70 | 71 | 285 | T20 | $900.00 |
| 1966 | 73 | 67 | 72 | 73 | 285 | T28 | 700.00 |
| 1967 | 70 | 69 | 70 | 70 | 279 | T12 | 2,400.00 |
| 1968 | 71 | 71 | 70 | 71 | 283 | T42 | 445.90 |
| 1969 | 69 | 72 | 68 | 68 | 277 | T8 | 4,520.00 |
| 1970 | 70 | 72 | 71 | 70 | 283 | T34 | 1,026.00 |
| 1971 | 70 | 74 | 69 | 75 | 288 | T61 | 271.43 |
| 1972 | 67 | 72 | 72 | 72 | 283 | T46 | 430.44 |
| 1973 | 69 | 65 | 70 | 64 | 268 | T2 | 19,425.00 |
| 1974 | 66 | 69 | 72 | 69 | 276 | T13 | 3,965.97 |
| 1975 | 74 | 68 | 69 | 72 | 283 | T6 | 7,650.00 |
| 1976 | 75 | 71 | | | 146 | CUT | |
| 1977 | 74 | 68 | 74 | 72 | 288 | T31 | 1,276.89 |
| 1978 | 71 | 72 | 77 | 75 | 295 | T60 | 486.00 |
| | | | | | | **Total** | **$43,497.63** |

**Stills, Adrian (77.50)**

| Year | 1st | 2nd | 3rd | 4th | Total | Finish | Money |
|---|---|---|---|---|---|---|---|
| 1986 | 79 | 76 | | | 155 | CUT | |
| | | | | | | **Total** | |

**Stockton, Dave (72.16)**

| Year | 1st | 2nd | 3rd | 4th | Total | Finish | Money |
|---|---|---|---|---|---|---|---|
| 1966 | 76 | 70 | 77 | 72 | 295 | T60 | |
| 1967 | 67 | 67 | 65 | 74 | 273 | 4 | $6,250.00 |
| 1968 | 73 | 74 | | | 147 | CUT | |
| 1969 | 72 | 71 | 70 | 74 | 287 | T59 | 266.67 |
| 1970 | 72 | 77 | | | 149 | CUT | |
| 1971 | 71 | 70 | 69 | 71 | 281 | T18 | 1,941.80 |
| 1972 | 69 | 69 | 68 | 67 | 273 | T3 | 9,750.00 |
| 1973 | 73 | 70 | | | 143 | CUT | |
| 1976 | 67 | 74 | 66 | 68 | 275 | 9 | 6,210.00 |
| 1977 | 77 | 76 | | | 153 | CUT | |
| 1978 | 75 | 71 | 72 | 77 | 295 | T60 | 486.00 |
| 1979 | 71 | 77 | 72 | 77 | 297 | T58 | 545.00 |
| 1980 | 69 | 71 | 70 | 78 | 288 | T26 | 1,631.81 |
| 1981 | 74 | 72 | 69 | 72 | 287 | T7 | 8,121.43 |
| 1982 | 72 | 76 | | | 148 | CUT | |
| 1985 | 74 | 73 | 76 | 77 | 300 | T60 | 848.00 |
| 1987 | 72 | 73 | 77 | 72 | 294 | T38 | 2,520.00 |
| | | | | | | **Total** | **$38,570.71** |

**Stockton, Jr., Dave (72.15)**

| Year | 1st | 2nd | 3rd | 4th | Total | Finish | Money |
|---|---|---|---|---|---|---|---|
| 1994 | 75 | 72 | | | 147 | CUT | |
| 1995 | 77 | 71 | | | 148 | CUT | |
| 1996 | 69 | 73 | 72 | 72 | 286 | T35 | $8,130.00 |
| 1997 | 70 | 71 | 70 | 76 | 287 | T45 | 5,719.00 |
| 1998 | 70 | 71 | 72 | 75 | 288 | T48 | 5,468.57 |
| 1999 | 73 | 72 | | | 145 | CUT | |
| 2000 | 77 | 78 | | | 155 | CUT | |
| 2001 | 71 | 73 | | | 144 | CUT | |
| 2003 | 68 | 69 | 71 | 68 | 276 | T12 | 91,125.00 |
| | | | | | | **Total** | **$110,442.57** |

**Stoffel, Jim (79.50)**

| Year | 1st | 2nd | 3rd | 4th | Total | Finish | Money |
|---|---|---|---|---|---|---|---|
| 1959 | 79 | 78 | | | 157 | CUT | |
| 1961 | 82 | 79 | | | 161 | CUT | |
| | | | | | | **Total** | |

**Stone, Bob (71.83)**

| Year | 1st | 2nd | 3rd | 4th | Total | Finish | Money |
|---|---|---|---|---|---|---|---|
| 1970 | 69 | 74 | 76 | 73 | 292 | T67 | $300.00 |
| 1971 | 76 | 69 | 73 | 72 | 290 | T67 | 271.43 |
| 1972 | 69 | 69 | 71 | 71 | 280 | T30 | 1,252.00 |
| | | | | | | **Total** | **$1,823.43** |

**Storey, Tom (75.58)**

| Year | 1st | 2nd | 3rd | 4th | Total | Finish | Money |
|---|---|---|---|---|---|---|---|
| 1976 | 76 | 75 | | | 151 | CUT | |
| 1977 | 79 | 75 | | | 154 | CUT | |
| 1978 | 77 | 75 | | | 152 | CUT | |
| 1979 | 75 | 75 | | | 150 | CUT | |
| 1980 | 75 | 76 | | | 151 | CUT | |
| 1981 | 75 | 74 | | | 149 | CUT | |
| | | | | | | **Total** | |

**Strafaci, Frank (73.67)**

| Year | 1st | 2nd | 3rd | 4th | Total | Finish | Money |
|---|---|---|---|---|---|---|---|
| 1955 | 74 | 74 | 73 | | 221 | W/D | |
| | | | | | | **Total** | |

**Straka, Sepp (69.25)**

| Year | 1st | 2nd | 3rd | 4th | Total | Finish | Money |
|---|---|---|---|---|---|---|---|
| 2019 | 65 | 66 | 67 | 72 | 270 | T39 | $22,940.00 |
| 2020 | 70 | 70 | | | 140 | CUT | |
| 2021 | 66 | 71 | 67 | 64 | 268 | T15 | 91,342.23 |
| 2022 | 78 | 75 | | | 153 | CUT | |
| | | | | | | **Total** | **$114,282.23** |

**Stranahan, Dick (75.00)**

| Year | 1st | 2nd | 3rd | 4th | Total | Finish | Money |
|---|---|---|---|---|---|---|---|
| 1960 | 74 | 70 | 80 | 71 | 295 | T44 | |
| 1961 | 78 | 76 | | | 154 | CUT | |
| 1965 | 76 | 75 | | | 151 | CUT | |
| | | | | | | **Total** | |

**Stranahan, Frank (71.68)**

| Year | 1st | 2nd | 3rd | 4th | Total | Finish | Money |
|---|---|---|---|---|---|---|---|
| 1946 | | | | | 289 | T23 | |
| 1947 | | | | | 288 | 2 | |
| 1948 | 72 | 73 | 69 | 78 | 292 | T27 | |
| 1949 | 66 | 69 | 73 | 70 | 278 | T3 | |
| 1950 | 73 | 72 | 74 | 75 | 294 | T38 | |
| 1952 | 71 | 75 | 70 | 75 | 291 | T27 | |
| 1953 | 69 | 69 | 71 | 72 | 281 | 8 | |
| 1955 | 68 | 73 | 68 | 77 | 286 | T18 | $140.00 |
| 1956 | 67 | 74 | 68 | 75 | 284 | T5 | 740.00 |
| 1957 | 71 | 71 | 73 | 72 | 287 | T18 | 207.50 |
| 1959 | 71 | 70 | 69 | 74 | 284 | T8 | 650.00 |
| | | | | | | **Total** | **$1,737.50** |

**Strange, Allan (76.50)**

| Year | 1st | 2nd | 3rd | 4th | Total | Finish | Money |
|---|---|---|---|---|---|---|---|
| 1981 | 77 | 76 | | | 153 | CUT | |
| | | | | | | **Total** | |

**Strange, Curtis (73.44)**

| Year | 1st | 2nd | 3rd | 4th | Total | Finish | Money |
|---|---|---|---|---|---|---|---|
| 1978 | 79 | | | | 79 | W/D | |
| 1979 | 71 | 75 | 71 | 72 | 289 | T9 | $6,750.00 |
| 1980 | 73 | 74 | 70 | 72 | 289 | T37 | 1,075.00 |
| 1983 | 72 | 72 | 74 | 77 | 295 | T54 | 920.00 |
| 1989 | 75 | 73 | 70 | 70 | 288 | T15 | 14,066.67 |
| 1990 | 75 | 75 | | | 150 | CUT | |
| 1991 | 72 | 73 | | | 145 | CUT | |
| 1993 | 77 | 74 | | | 151 | CUT | |
| 2004 | 74 | 76 | | | 150 | CUT | |
| | | | | | | **Total** | **$22,811.67** |

**Strazza, Frank (71.75)**

| Year | 1st | 2nd | 3rd | 4th | Total | Finish | Money |
|---|---|---|---|---|---|---|---|
| 1946 | | | | | 287 | T16 | $120.00 |
| | | | | | | **Total** | **$120.00** |

**Streb, Robert (69.53)**

| Year | 1st | 2nd | 3rd | 4th | Total | Finish | Money |
|---|---|---|---|---|---|---|---|
| 2013 | 68 | 70 | 70 | 69 | 277 | T37 | $22,260.00 |
| 2014 | 69 | 66 | 67 | 68 | 270 | T18 | 66,780.00 |
| 2016 | 67 | 67 | 68 | 69 | 271 | T33 | 27,751.11 |
| 2017 | 66 | 70 | 72 | 72 | 280 | T72 | 11,310.00 |
| 2018 | 73 | 72 | | | 145 | CUT | |
| 2019 | 73 | 72 | | | 145 | CUT | |
| 2020 | 75 | 75 | | | 150 | CUT | |
| 2021 | 68 | 76 | | | 144 | CUT | |
| 2022 | 69 | 69 | 67 | 68 | 173 | T36 | 30,328.18 |
| 2023 | 69 | 65 | 68 | 68 | 270 | T14 | 123,500.00 |
| | | | | | | **Total** | **$281,929.29** |

**Streck, Ron (74.00)**

| Year | 1st | 2nd | 3rd | 4th | Total | Finish | Money |
|---|---|---|---|---|---|---|---|
| 1978 | 76 | 82 | | | 158 | CUT | |
| 1979 | 74 | 72 | 76 | 74 | 296 | T51 | $585.00 |
| 1980 | 68 | 71 | 75 | 79 | 293 | T57 | 560.00 |
| 1981 | 74 | 74 | 71 | 76 | 295 | T53 | 702.00 |
| 1983 | 72 | 69 | 70 | 74 | 285 | T10 | 10,400.00 |
| 1984 | 73 | 74 | 67 | 74 | 288 | T17 | 5,234.28 |
| 1985 | 72 | 75 | 81 | 74 | 302 | T69 | 800.00 |
| 1986 | 78 | 77 | | | 155 | CUT | |
| | | | | | | **Total** | **$18,281.28** |

**Streelman, Kevin (68.00)**

| Year | 1st | 2nd | 3rd | 4th | Total | Finish | Money |
|---|---|---|---|---|---|---|---|
| 2008 | 66 | 64 | 67 | 68 | 265 | T6 | $170,850.00 |
| 2009 | 65 | 68 | 71 | 69 | 273 | T44 | 14,218.80 |
| 2010 | 64 | 65 | 70 | 67 | 266 | T18 | 55,947.00 |
| 2012 | 68 | 66 | 68 | 72 | 274 | T37 | 21,320.00 |
| 2017 | 68 | 69 | 70 | 73 | 280 | T72 | 11,310.00 |
| 2019 | 70 | 67 | | | 137 | CUT | |
| 2021 | 66 | 66 | 68 | 66 | 266 | T7 | 201,066.67 |
| 2022 | 72 | 68 | | | 140 | CUT | |
| 2023 | 68 | 71 | | | 139 | CUT | |
| | | | | | | **Total** | **$474,712.47** |

**Stricker, Steve (70.84)**

| Year | 1st | 2nd | 3rd | 4th | Total | Finish | Money |
|---|---|---|---|---|---|---|---|
| 1994 | 72 | 73 | 71 | 72 | 288 | T37 | $6,450.00 |
| 1995 | 68 | 73 | 66 | 72 | 279 | T7 | 43,650.00 |
| 1996 | 72 | 69 | 70 | 67 | 278 | 3 | 122,400.00 |
| 1997 | 68 | 76 | | | 144 | CUT | |
| 1998 | 72 | 71 | 74 | 81 | 298 | 77 | 4,092.00 |
| 2001 | 70 | 70 | 72 | 69 | 281 | T29 | 21,775.00 |
| 2004 | 70 | 71 | 71 | 70 | 282 | T27 | 31,970.00 |
| 2006 | 69 | 70 | 71 | 68 | 278 | T12 | 92,142.86 |
| 2018 | 70 | 69 | | | 139 | CUT | |
| | | | | | | **Total** | **$322,479.86** |

**Strickland, Vern (85.00)**

| Year | 1st | 2nd | 3rd | 4th | Total | Finish | Money |
|---|---|---|---|---|---|---|---|
| 1957 | 88 | 80 | | | 168 | CUT | |
| 1958 | 89 | 83 | | | 172 | CUT | |
| | | | | | | **Total** | |

**Strickler, Will (74.50)**

| Year | 1st | 2nd | 3rd | 4th | Total | Finish | Money |
|---|---|---|---|---|---|---|---|
| 2011 | 75 | 74 | | | 149 | CUT | |
| | | | | | | **Total** | |

**Stroble, Bobby (79.00)**

| Year | 1st | 2nd | 3rd | 4th | Total | Finish | Money |
|---|---|---|---|---|---|---|---|
| 1976 | 76 | 80 | | | 156 | CUT | |
| 1978 | 80 | 80 | | | 160 | CUT | |
| | | | | | | **Total** | |

**Stroud, Chris (70.24)**

| Year | 1st | 2nd | 3rd | 4th | Total | Finish | Money |
|---|---|---|---|---|---|---|---|
| 2004 | 69 | 71 | 73 | 73 | 286 | T57 | $10,350.00 |
| 2007 | 68 | 73 | | | 141 | CUT | |
| 2008 | 67 | 71 | | | 138 | CUT | |
| 2009 | 72 | 67 | | | 139 | CUT | |
| 2010 | 68 | 76 | | | 144 | CUT | |
| 2011 | 72 | 72 | | | 144 | CUT | |
| 2012 | 68 | 70 | 72 | 75 | 285 | T73 | 10,036.00 |
| 2013 | 64 | 72 | 73 | 68 | 277 | T37 | 22,260.00 |
| 2015 | 69 | 70 | | | 139 | CUT | |
| 2016 | 69 | 67 | 73 | 68 | 277 | T68 | 11,312.00 |
| 2017 | 71 | 68 | | | 139 | CUT | |
| 2018 | 71 | | | | 71 | W/D | |
| 2019 | 67 | 72 | | | 139 | CUT | |
| 2020 | 74 | | | | | WD | |
| 2022 | 69 | 70 | 70 | 67 | 276 | T61 | 15,841.00 |
| | | | | | | **Total** | **$69,799.00** |

**Stroud, Marilyn (75.50)**

| Year | 1st | 2nd | 3rd | 4th | Total | Finish | Money |
|---|---|---|---|---|---|---|---|
| 1960 | 75 | 76 | | | 151 | W/D | |
| | | | | | | **Total** | |

**Stuard, Brian (68.39)**

| Year | 1st | 2nd | 3rd | 4th | Total | Finish | Money |
|---|---|---|---|---|---|---|---|
| 2010 | 69 | 66 | 66 | 68 | 269 | T41 | $17,365.50 |
| 2013 | 72 | 70 | | | 142 | CUT | |
| 2014 | 66 | 65 | 71 | 70 | 272 | T32 | 29,326.66 |
| 2015 | 68 | 74 | | | 142 | CUT | |
| 2016 | 67 | 68 | 72 | 66 | 273 | T46 | 14,976.00 |
| 2017 | 72 | 69 | | | 141 | CUT | |
| 2018 | 72 | 66 | | | 138 | CUT | |
| 2019 | 66 | 66 | 67 | 69 | 268 | T31 | 36,766.00 |
| 2020 | 70 | 66 | 66 | 69 | 274 | T51 | 15,216.00 |
| 2021 | 65 | 66 | 72 | 65 | 268 | T15 | 91,342.22 |
| 2022 | 69 | 66 | 66 | 68 | 272 | T27 | 47,936.66 |
| 2023 | 70 | 70 | | | 140 | CUT | |
| | | | | | | **Total** | **$252,929.05** |

**Stuart, Glenn (70.25)**

| Year | 1st | 2nd | 3rd | 4th | Total | Finish | Money |
|---|---|---|---|---|---|---|---|
| 1965 | 71 | 73 | 70 | 67 | 281 | T7 | $2,275.00 |
| | | | | | | **Total** | **$2,275.00** |

**Stubblefield, Larry (73.50)**

| Year | 1st | 2nd | 3rd | 4th | Total | Finish | Money |
|---|---|---|---|---|---|---|---|
| 1973 | 78 | 69 | | | 147 | CUT | |
| | | | | | | **Total** | |

**Stuhler, George (73.50)**

| Year | 1st | 2nd | 3rd | 4th | Total | Finish | Money |
|---|---|---|---|---|---|---|---|
| 1951 | 77 | 71 | 77 | 69 | 294 | T18 | $110.00 |
| | | | | | | **Total** | **$110.00** |

**Stutts, Chris (75.00)**

| Year | 1st | 2nd | 3rd | 4th | Total | Finish | Money |
|---|---|---|---|---|---|---|---|
| 2001 | 76 | 74 | | | 150 | CUT | |
| | | | | | | **Total** | |

**Sucher, Zack (69.00)**

| Year | 1st | 2nd | 3rd | 4th | Total | Finish | Money |
|---|---|---|---|---|---|---|---|
| 2015 | 67 | 71 | | | 138 | CUT | |
| | | | | | | **Total** | |

**Suh, Justin (70.50)**

| Year | 1st | 2nd | 3rd | 4th | Total | Finish | Money |
|---|---|---|---|---|---|---|---|
| 2023 | 68 | 73 | | | 141 | CUT | |
| | | | | | | **Total** | |

**Sullivan, Brian (77.50)**

| Year | 1st | 2nd | 3rd | 4th | Total | Finish | Money |
|---|---|---|---|---|---|---|---|
| 1998 | 80 | 75 | | | 155 | CUT | |
| | | | | | | **Total** | |

**Sullivan, Bryan (72.25)**

| Year | 1st | 2nd | 3rd | 4th | Total | Finish | Money |
|---|---|---|---|---|---|---|---|
| 1997 | 70 | 74 | | | 144 | CUT | |
| 2000 | 73 | 72 | | | 145 | CUT | |
| | | | | | | **Total** | |

**Sullivan, Bud (73.33)**

| Year | 1st | 2nd | 3rd | 4th | Total | Finish | Money |
|---|---|---|---|---|---|---|---|
| 1959 | 74 | 76 | | | 150 | CUT | |
| 1961 | 71 | 72 | 70 | 77 | 290 | T13 | $650.00 |
| | | | | | | **Total** | **$650.00** |

**Sullivan, Chip (74.50)**

| Year | 1st | 2nd | 3rd | 4th | Total | Finish | Money |
|---|---|---|---|---|---|---|---|
| 1997 | 76 | 74 | | | 150 | CUT | |
| 1999 | 79 | 69 | | | 148 | CUT | |
| | | | | | | **Total** | |

**Sullivan, Dennis (73.75)**

| Year | 1st | 2nd | 3rd | 4th | Total | Finish | Money |
|---|---|---|---|---|---|---|---|
| 1979 | 73 | 75 | 72 | 75 | 295 | T44 | $737.85 |
| | | | | | | **Total** | **$737.85** |

**Sullivan, Mike (73.30)**

| Year | 1st | 2nd | 3rd | 4th | Total | Finish | Money |
|---|---|---|---|---|---|---|---|
| 1977 | 77 | 73 | | | 150 | CUT | |
| 1978 | 76 | 73 | | | 149 | CUT | |
| 1979 | 74 | 75 | 70 | 75 | 294 | T39 | $1,025.00 |
| 1980 | 79 | 73 | | | 152 | CUT | |
| 1982 | 69 | 76 | 74 | 76 | 295 | T22 | 2,785.00 |
| 1983 | 75 | 75 | | | 150 | CUT | |
| 1984 | 75 | 80 | | | 155 | CUT | |
| 1986 | 72 | 72 | 71 | 68 | 283 | T13 | 9,375.00 |
| 1988 | 84 | | | | 84 | W/D | |
| 1989 | 70 | 74 | 70 | 69 | 283 | T5 | 36,500.00 |
| 1991 | 71 | 69 | 74 | 75 | 289 | T65 | 2,612.50 |
| 1992 | 76 | 71 | | | 147 | CUT | |
| 1993 | 67 | 68 | 73 | 77 | 285 | T12 | 26,812.50 |
| 1994 | 76 | 77 | | | 153 | CUT | |
| 1995 | 69 | 72 | 70 | 73 | 284 | T29 | 9,332.14 |
| 1996 | 69 | 69 | 74 | 80 | 292 | T67 | 3,618.00 |
| | | | | | | **Total** | **$92,060.14** |

**Sullivan, Vincent (74.00)**

| Year | 1st | 2nd | 3rd | 4th | Total | Finish | Money |
|---|---|---|---|---|---|---|---|
| 1963 | 73 | 73 | 73 | 77 | 296 | T57 | |
| | | | | | | **Total** | |

**Summerhays, Daniel (69.44)**

| Year | 1st | 2nd | 3rd | 4th | Total | Finish | Money |
|---|---|---|---|---|---|---|---|
| 2011 | 66 | 65 | 68 | 71 | 270 | T17 | $65,780.00 |
| 2012 | 70 | 72 | | | 142 | CUT | |
| 2013 | 68 | 73 | | | 141 | CUT | |
| 2015 | 67 | 70 | 69 | 67 | 273 | T43 | 18,360.00 |
| 2017 | 67 | 73 | | | 140 | CUT | |
| 2018 | 74 | 71 | | | 145 | CUT | |
| | | | | | | **Total** | **$84,140.00** |

**Suri, Julian (67.75)**

| Year | 1st | 2nd | 3rd | 4th | Total | Finish | Money |
|---|---|---|---|---|---|---|---|
| 2018 | 71 | 66 | 71 | 63 | 271 | T41 | $22,800.00 |
| | | | | | | **Total** | **$22,800.00** |

**Sutherland, David (72.33)**

| Year | 1st | 2nd | 3rd | 4th | Total | Finish | Money |
|---|---|---|---|---|---|---|---|
| 1991 | 73 | 76 | | | 149 | CUT | |
| 1997 | 72 | 74 | | | 146 | CUT | |
| 1998 | 72 | 75 | | | 147 | CUT | |
| 1999 | 75 | 69 | | | 144 | CUT | |
| 2000 | 72 | 71 | 74 | 73 | 290 | T46 | $8,022.86 |
| 2002 | 72 | 75 | | | 147 | CUT | |
| 2003 | 71 | 66 | 69 | 73 | 279 | T22 | 39,487.50 |
| | | | | | | **Total** | **$47,510.36** |

**Sutherland, Kevin (70.62)**

| Year | 1st | 2nd | 3rd | 4th | Total | Finish | Money |
|---|---|---|---|---|---|---|---|
| 1996 | 72 | 74 | 72 | 69 | 287 | T44 | $5,760.00 |
| 1997 | 69 | 76 | | | 145 | CUT | |
| 1998 | 71 | 77 | | | 148 | CUT | |
| 2000 | 70 | 71 | 78 | 68 | 287 | T28 | 19,950.00 |
| 2001 | 69 | 72 | 65 | 71 | 277 | T12 | 68,600.00 |
| 2002 | 71 | 68 | 75 | 67 | 281 | T10 | 91,200.00 |
| 2003 | 72 | 70 | 69 | 66 | 277 | T16 | 74,250.00 |
| 2004 | 70 | 71 | 72 | 70 | 283 | T35 | 20,825.46 |
| 2005 | 71 | 71 | | | 142 | CUT | |
| 2006 | 69 | 72 | 72 | 71 | 284 | T43 | 14,900.00 |
| 2007 | 71 | 71 | | | 142 | CUT | |
| 2008 | 74 | 73 | | | 147 | CUT | |
| 2009 | 71 | 65 | 64 | 66 | 266 | T5 | 172,890.00 |
| | | | | | | **Total** | **$468,375.46** |

**Sutton, Alex (75.50)**

| Year | 1st | 2nd | 3rd | 4th | Total | Finish | Money |
|---|---|---|---|---|---|---|---|
| 1959 | 71 | 73 | 74 | 84 | 302 | T49 | |
| | | | | | | **Total** | |

**S**

**utton, Hal (71.95)**

| Year | 1st | 2nd | 3rd | 4th | Total | Finish | Money |
|---|---|---|---|---|---|---|---|
| 1982 | 70 | 69 | 84 | 78 | 301 | T57 | $666.00 |
| 1983 | 75 | 74 | | | 149 | CUT | |
| 1987 | 75 | 73 | 72 | 71 | 291 | T16 | 9,300.00 |
| 1988 | 72 | 79 | | | 151 | CUT | |
| 1991 | 71 | 73 | 71 | 71 | 286 | T51 | 2,925.00 |
| 1993 | 81 | 75 | | | 156 | CUT | |
| 1995 | 67 | 68 | 74 | 71 | 280 | T12 | 33,000.00 |
| 1996 | 73 | 75 | | | 148 | CUT | |
| 1997 | 70 | 74 | | | 144 | CUT | |
| 1998 | 65 | 67 | 74 | 75 | 281 | T8 | 63,800.00 |
| 1999 | 70 | 70 | 70 | 71 | 281 | T17 | 35,186.67 |
| 2000 | 67 | 64 | 72 | 71 | 274 | 1 | 540,000.00 |
| 2001 | 70 | 71 | 68 | 71 | 280 | T24 | 29,050.00 |
| | | | | | | **Total** | **$713,927.67** |

**Svensson, Adam (68.08)**

| Year | 1st | 2nd | 3rd | 4th | Total | Finish | Money |
|---|---|---|---|---|---|---|---|
| 2019 | 68 | 61 | 70 | 69 | 268 | T31 | $36,766.00 |
| 2022 | 70 | 69 | 70 | 72 | 281 | T78 | 13,724.00 |
| 2023 | 63 | 67 | 70 | 68 | 268 | T9 | 223,060.00 |
| | | | | | | **Total** | **$273,550.00** |

**Svoboda, Andrew (69.20)**

| Year | 1st | 2nd | 3rd | 4th | Total | Finish | Money |
|---|---|---|---|---|---|---|---|
| 2013 | 65 | 69 | 74 | 69 | 277 | T37 | $22,260.00 |
| 2014 | 67 | 64 | 70 | 70 | 271 | T24 | 41,008.75 |
| 2015 | 73 | 71 | | | 144 | CUT | |
| | | | | | | **Total** | **$63,268.75** |

**Swafford, Hudson (69.07)**

| Year | 1st | 2nd | 3rd | 4th | Total | Finish | Money |
|---|---|---|---|---|---|---|---|
| 2014 | 71 | 67 | 73 | 68 | 279 | T67 | $10,812.00 |
| 2015 | 68 | 72 | | | 140 | CUT | |
| 2018 | 67 | 70 | 66 | 73 | 276 | T66 | 12,300.00 |
| 2021 | 64 | 69 | 67 | 72 | 272 | T37 | 26,560.00 |
| | | | | | | **Total** | **$49,672.00** |

**Swartz, Mike (74.00)**

| Year | 1st | 2nd | 3rd | 4th | Total | Finish | Money |
|---|---|---|---|---|---|---|---|
| 1996 | 76 | 72 | | | 148 | CUT | |
| | | | | | | **Total** | |

**Sweatt, Greg (73.50)**

| Year | 1st | 2nd | 3rd | 4th | Total | Finish | Money |
|---|---|---|---|---|---|---|---|
| 1997 | 77 | 73 | | | 150 | CUT | |
| 1999 | 74 | 70 | | | 144 | CUT | |
| | | | | | | **Total** | |

**Sweetman, Ed (77.18)**

| Year | 1st | 2nd | 3rd | 4th | Total | Finish | Money |
|---|---|---|---|---|---|---|---|
| 1958 | 73 | 80 | 77 | 72 | 302 | 67 | |
| 1959 | 72 | 78 | 76 | 84 | 310 | T62 | |
| 1961 | 84 | 78 | 75 | | 237 | W/D | |
| | | | | | | **Total** | |

**Sykes, James (75.25)**

| Year | 1st | 2nd | 3rd | 4th | Total | Finish | Money |
|---|---|---|---|---|---|---|---|
| 1956 | 75 | 78 | 75 | 73 | 301 | T47 | |
| | | | | | | **Total** | |

**Tambellini, Roger (70.50)**

| Year | 1st | 2nd | 3rd | 4th | Total | Finish | Money |
|---|---|---|---|---|---|---|---|
| 2004 | 69 | 75 | | | 144 | CUT | |
| 2010 | 71 | 67 | | | 138 | CUT | |
| | | | | | | **Total** | |

**Tanaka, Hidemichi (71.80)**

| Year | 1st | 2nd | 3rd | 4th | Total | Finish | Money |
|---|---|---|---|---|---|---|---|
| 2002 | 76 | 71 | | | 147 | CUT | |
| 2003 | 70 | 73 | 69 | 75 | 287 | T72 | $8,685.00 |
| 2005 | 66 | 74 | 72 | 72 | 284 | T61 | 10,800.00 |
| | | | | | | **Total** | **$19,485.00** |

**Tanigawa, Ken (72.00)**

| Year | 1st | 2nd | 3rd | 4th | Total | Finish | Money |
|---|---|---|---|---|---|---|---|
| 2001 | 72 | 72 | | | 144 | CUT | |
| | | | | | | **Total** | |

**Tapie, Alan (73.00)**

| Year | 1st | 2nd | 3rd | 4th | Total | Finish | Money |
|---|---|---|---|---|---|---|---|
| 1976 | 72 | 73 | | | 145 | CUT | |
| 1977 | 76 | 73 | | | 149 | CUT | |
| 1978 | 72 | 68 | 72 | 73 | 285 | T5 | $6,760.00 |
| 1979 | 78 | | | | 78 | W/D | |
| | | | | | | **Total** | **$6,760.00** |

**Tarren, Callum (68.67)**

| Year | 1st | 2nd | 3rd | 4th | Total | Finish | Money |
|---|---|---|---|---|---|---|---|
| 2022 | 70 | 69 | 69 | 64 | 272 | T27 | $47,936.66 |
| 2023 | 68 | 72 | | | 140 | CUT | |
| | | | | | | **Total** | **$47,936.66** |

**Tataurangi, Phil (73.08)**

| Year | 1st | 2nd | 3rd | 4th | Total | Finish | Money |
|---|---|---|---|---|---|---|---|
| 1994 | 71 | 74 | 73 | 77 | 295 | T69 | $3,015.00 |
| 1997 | 71 | 69 | 71 | 75 | 286 | T41 | 7,220.00 |
| 1998 | 72 | 73 | | | 145 | CUT | |
| 1999 | 75 | 74 | | | 149 | CUT | |
| 2000 | 92 | | | | 92 | W/D | |
| 2001 | 69 | 72 | 66 | 70 | 277 | T12 | 68,600.00 |
| 2002 | 68 | 67 | 73 | 77 | 285 | T30 | 22,087.50 |
| 2006 | 81 | 77 | | | 158 | CUT | |
| 2007 | 70 | 70 | | | 140 | CUT | |
| | | | | | | **Total** | **$100,922.50** |

**Taylor, Ben (69.75)**

| Year | 1st | 2nd | 3rd | 4th | Total | Finish | Money |
|---|---|---|---|---|---|---|---|
| 2020 | 74 | 74 | | | 148 | CUT | |
| 2021 | 68 | 68 | 65 | 68 | 269 | T24 | $53,440.00 |
| 2023 | 72 | 69 | | | 141 | CUT | |
| | | | | | | **TotaL** | **$53,440.00** |

**Taylor, Chris (72.00)**

| Year | 1st | 2nd | 3rd | 4th | Total | Finish | Money |
|---|---|---|---|---|---|---|---|
| 2007 | 69 | 75 | | | 144 | CUT | |
| | | | | | | **Total** | |

**Taylor, Harry (74.46)**

| Year | 1st | 2nd | 3rd | 4th | Total | Finish | Money |
|---|---|---|---|---|---|---|---|
| 1986 | 75 | 71 | | | 146 | CUT | |
| 1987 | 81 | | | | 81 | W/D | |
| 1988 | 75 | 78 | | | 153 | CUT | |
| 1990 | 75 | 73 | | | 148 | CUT | |
| 1993 | 72 | 70 | 78 | 72 | 292 | T50 | $3,485.46 |
| 1995 | 74 | 74 | | | 148 | CUT | |
| | | | | | | **Total** | **$3,485.46** |

**Taylor, Joe (74.60)**

| Year | 1st | 2nd | 3rd | 4th | Total | Finish | Money |
|---|---|---|---|---|---|---|---|
| 1945 | | | | | 298 | 14 | $120.00 |
| 1948 | 74 | 75 | 70 | 74 | 293 | T30 | |
| 1949 | 76 | 74 | | | 150 | W/D | |
| 1968 | 76 | 74 | | | 150 | CUT | |
| | | | | | | **Total** | **$120.00** |

**Taylor, Larry (77.50)**

| Year | 1st | 2nd | 3rd | 4th | Total | Finish | Money |
|---|---|---|---|---|---|---|---|
| 1956 | 78 | 75 | 75 | 82 | 310 | T66 | |
| | | | | | | **Total** | |

**Taylor, Mike (74.38)**

| Year | 1st | 2nd | 3rd | 4th | Total | Finish | Money |
|---|---|---|---|---|---|---|---|
| 1991 | 80 | 77 | | | 157 | CUT | |
| 1993 | 79 | 72 | | | 151 | CUT | |
| 1995 | 70 | 73 | 73 | 71 | 287 | T47 | $4,035.00 |
| | | | | | | **Total** | **$4,035.00** |

**Taylor, Nick (68.32)**

| Year | 1st | 2nd | 3rd | 4th | Total | Finish | Money |
|---|---|---|---|---|---|---|---|
| 2015 | 71 | 67 | | | 138 | CUT | |
| 2016 | 74 | 65 | | | 139 | CUT | |
| 2017 | 68 | 68 | 68 | 70 | 274 | T50 | $13,548.80 |
| 2018 | 65 | 67 | 70 | 63 | 265 | T8 | 174,000.00 |
| 2019 | 68 | 69 | | | 137 | CUT | |
| 2021 | 65 | 71 | 67 | 64 | 267 | T10 | 148,800.00 |
| 2022 | 67 | 71 | 73 | 72 | 283 | T81 | 13,286.00 |
| | | | | | | **Total** | **$349,634.00** |

**Taylor, Ray (75.38)**

| Year | 1st | 2nd | 3rd | 4th | Total | Finish | Money |
|---|---|---|---|---|---|---|---|
| 1954 | 75 | 74 | 72 | 77 | 298 | T37 | |
| 1955 | 78 | 72 | 72 | 70 | 292 | T35 | |
| 1956 | 76 | 83 | | | 159 | CUT | |
| 1957 | 74 | 75 | 74 | 72 | 295 | T45 | |
| 1958 | 77 | 85 | | | 162 | CUT | |
| | | | | | | **Total** | |

**Taylor, Steve (74.00)**

| Year | 1st | 2nd | 3rd | 4th | Total | Finish | Money |
|---|---|---|---|---|---|---|---|
| 1976 | 78 | 70 | | | 148 | CUT | |
| | | | | | | **Total** | |

**Taylor, Vaughn (69.20)**

| Year | 1st | 2nd | 3rd | 4th | Total | Finish | Money |
|---|---|---|---|---|---|---|---|
| 2000 | 75 | 77 | | | 152 | CUT | |
| 2004 | 71 | 73 | | | 144 | CUT | |
| 2006 | 72 | 69 | 71 | 70 | 282 | T31 | $27,750.00 |
| 2007 | 67 | 70 | 69 | 69 | 275 | T27 | 34,750.00 |
| 2008 | 67 | 67 | 66 | 67 | 267 | T15 | 81,600.00 |
| 2009 | 67 | 70 | 68 | 72 | 277 | T64 | 10,710.00 |
| 2011 | 66 | 68 | 67 | 74 | 275 | T52 | 12,004.57 |
| 2012 | 70 | 73 | | | 143 | CUT | |
| 2015 | 67 | 70 | 67 | 70 | 274 | T47 | 14,526.00 |
| 2017 | 63 | 66 | 74 | 71 | 274 | T50 | 13,548.80 |
| 2018 | 68 | 71 | | | 139 | CUT | |
| 2019 | 68 | 66 | 68 | 68 | 270 | T39 | 22,940.00 |
| 2022 | 69 | 69 | 68 | 67 | 273 | T36 | 30,328.19 |
| | | | | | | **Total** | **$248,157.56** |

**Taylor, Walker (85.00)**

| Year | 1st | 2nd | 3rd | 4th | Total | Finish | Money |
|---|---|---|---|---|---|---|---|
| 1986 | 84 | 86 | | | 170 | CUT | |
| | | | | | | **Total** | |

**Teal, Glenn (72.00)**

| Year | 1st | 2nd | 3rd | 4th | Total | Finish | Money |
|---|---|---|---|---|---|---|---|
| 1949 | 69 | 70 | 72 | 69 | 280 | T7 | $560.00 |
| 1950 | 73 | 70 | 69 | 72 | 284 | T6 | 560.00 |
| 1951 | 74 | 72 | 75 | 72 | 293 | T13 | 182.00 |
| 1954 | 74 | 77 | | | 151 | W/D | |
| | | | | | | **Total** | **$1,302.00** |

**Teal, John (75.50)**

| Year | 1st | 2nd | 3rd | 4th | Total | Finish | Money |
|---|---|---|---|---|---|---|---|
| 1948 | 76 | 72 | 76 | 78 | 302 | 49 | |
| | | | | | | **Total** | |

**Teater, Josh (68.33)**

| Year | 1st | 2nd | 3rd | 4th | Total | Finish | Money |
|---|---|---|---|---|---|---|---|
| 2010 | 66 | 68 | 67 | 65 | 266 | T18 | $55,947.00 |
| 2011 | 70 | 66 | 69 | 66 | 271 | T25 | 40,560.00 |
| 2012 | 67 | 71 | 69 | 67 | 274 | T37 | 21,320.00 |
| 2013 | 70 | 71 | | | 141 | CUT | |
| 2014 | 67 | 69 | 66 | 71 | 273 | T38 | 21,730.00 |
| 2015 | 73 | 68 | | | 141 | CUT | |
| 2019 | 64 | 65 | 71 | 64 | 264 | T6 | 181,128.58 |
| 2020 | 67 | 70 | 67 | 71 | 275 | T59 | 14,144.00 |
| 2021 | 70 | 75 | | | 145 | CUT | |
| | | | | | | **Total** | **$334,829.58** |

**Ten Broeck, Lance (73.10)**

| Year | 1st | 2nd | 3rd | 4th | Total | Finish | Money |
|---|---|---|---|---|---|---|---|
| 1980 | 75 | 73 | | | 148 | CUT | |
| 1985 | 71 | 70 | 75 | 79 | 295 | T32 | $2,264.00 |
| 1989 | 72 | 72 | 75 | 72 | 291 | T36 | 4,608.33 |
| 1990 | 77 | 72 | | | 149 | CUT | |
| 1992 | 68 | 71 | 74 | 76 | 289 | T55 | 2,837.50 |
| 1993 | 72 | 70 | 72 | 76 | 290 | T39 | 6,300.00 |
| | | | | | | **Total** | **$16,009.83** |

**Tennyson, Brian (75.50)**

| Year | 1st | 2nd | 3rd | 4th | Total | Finish | Money |
|---|---|---|---|---|---|---|---|
| 1988 | 80 | 70 | | | 150 | CUT | |
| 1989 | 77 | 75 | | | 152 | CUT | |
| | | | | | | **Total** | |

**Tewell, Doug (73.23)**

| Year | 1st | 2nd | 3rd | 4th | Total | Finish | Money |
|---|---|---|---|---|---|---|---|
| 1979 | 72 | 74 | 71 | 71 | 288 | T6 | $8,375.00 |
| 1980 | 73 | 72 | 78 | 72 | 295 | T64 | 520.00 |
| 1981 | 74 | 72 | 73 | 78 | 297 | T59 | 654.00 |
| 1982 | 75 | 72 | | | 147 | CUT | |
| 1983 | 78 | 70 | 74 | 75 | 297 | T61 | 860.00 |
| 1985 | 71 | 72 | 71 | 74 | 288 | T5 | 13,560.00 |
| 1987 | 75 | | | | 75 | DQ | |
| 1988 | 74 | | | | 74 | DQ | |
| 1989 | 71 | 73 | 71 | 77 | 292 | T42 | 3,217.50 |
| 1990 | 71 | 71 | 74 | 72 | 288 | T19 | 12,409.09 |
| 1992 | 72 | 71 | 72 | 74 | 289 | T55 | 2,837.50 |
| 1993 | 75 | 76 | | | 151 | CUT | |
| 1994 | 75 | 73 | | | 148 | CUT | |
| 1995 | 71 | 73 | | | 144 | CUT | |
| 1997 | 78 | 76 | | | 154 | CUT | |
| 1998 | 71 | 71 | 72 | 74 | 288 | T48 | 5,468.57 |
| | | | | | | **Total** | **$47,901.66** |

**Thacker, David (75.50)**

| Year | 1st | 2nd | 3rd | 4th | Total | Finish | Money |
|---|---|---|---|---|---|---|---|
| 1991 | 78 | 73 | | | 151 | CUT | |
| | | | | | | **Total** | |

**Thacker, Joe (75.67)**

| Year | 1st | 2nd | 3rd | 4th | Total | Finish | Money |
|---|---|---|---|---|---|---|---|
| 1951 | 78 | 76 | 73 | | 227 | W/D | |
| | | | | | | **Total** | |

**Tharin, Carl (76.75)**

| Year | 1st | 2nd | 3rd | 4th | Total | Finish | Money |
|---|---|---|---|---|---|---|---|
| 1956 | 82 | 74 | 75 | 76 | 307 | 63 | |
| | | | | | | **Total** | |

**Thatcher, Roland (70.79)**

| Year | 1st | 2nd | 3rd | 4th | Total | Finish | Money |
|---|---|---|---|---|---|---|---|
| 2004 | 70 | 69 | 73 | 70 | 282 | T27 | $31,970.00 |
| 2005 | 73 | 75 | | | 148 | CUT | |
| 2009 | 73 | 68 | | | 141 | CUT | |
| 2010 | 68 | 71 | | | 139 | CUT | |
| 2011 | 74 | 66 | | | 140 | CUT | |
| 2012 | 70 | 71 | | | 141 | CUT | |
| | | | | | | **Total** | **$31,970.00** |

**Thomas, Dave (73.20)**

| Year | 1st | 2nd | 3rd | 4th | Total | Finish | Money |
|---|---|---|---|---|---|---|---|
| 1957 | 73 | 71 | 77 | 76 | 297 | T53 | |
| 1959 | 69 | 70 | 71 | 77 | 287 | T14 | $327.50 |
| 1967 | 77 | 71 | | | 148 | CUT | |
| | | | | | | **Total** | **$327.50** |

**Thomas, Dick (77.00)**

| Year | 1st | 2nd | 3rd | 4th | Total | Finish | Money |
|---|---|---|---|---|---|---|---|
| 1962 | 77 | 77 | | | 154 | CUT | |
| | | | | | | **Total** | |

**Thomas, Justin (68.85)**

| Year | 1st | 2nd | 3rd | 4th | Total | Finish | Money |
|---|---|---|---|---|---|---|---|
| 2009 | 65 | 72 | 71 | | 208 | T78 | –amateur– |
| 2015 | 67 | 68 | 66 | 75 | 276 | T56 | $12,204.00 |
| 2016 | 71 | 71 | | | 142 | CUT | |
| 2023 | 70 | 65 | 66 | 68 | 269 | T12 | 169,100.00 |
| | | | | | | **Total** | **$181,304.00** |

**Thomas, Mike (79.00)**

| Year | 1st | 2nd | 3rd | 4th | Total | Finish | Money |
|---|---|---|---|---|---|---|---|
| 1962 | 82 | 76 | | | 158 | CUT | |
| | | | | | | **Total** | |

**Thomas, Ron (74.75)**

| Year | 1st | 2nd | 3rd | 4th | Total | Finish | Money |
|---|---|---|---|---|---|---|---|
| 1960 | 78 | 74 | 71 | 76 | 299 | T59 | |
| 1961 | 77 | 71 | 77 | 73 | 298 | T35 | |
| 1962 | 71 | 75 | 76 | 78 | 300 | T57 | |
| | | | | | | **Total** | |

**Thomas, Steve (75.50)**

| Year | 1st | 2nd | 3rd | 4th | Total | Finish | Money |
|---|---|---|---|---|---|---|---|
| 1984 | 75 | 76 | | | 151 | CUT | |
| | | | | | | **Total** | |

**Thompson, Alvie (72.50)**

| Year | 1st | 2nd | 3rd | 4th | Total | Finish | Money |
|---|---|---|---|---|---|---|---|
| 1969 | 71 | 74 | | | 145 | CUT | |
| | | | | | | **Total** | |

**Thompson, Barney (73.82)**

| Year | 1st | 2nd | 3rd | 4th | Total | Finish | Money |
|---|---|---|---|---|---|---|---|
| 1974 | 71 | 69 | 73 | 74 | 287 | T62 | $391.09 |
| 1976 | 73 | 71 | | | 144 | CUT | |
| 1977 | 75 | 77 | | | 152 | CUT | |
| 1979 | 69 | 71 | 75 | 81 | 296 | T51 | 585.00 |
| 1980 | 74 | 77 | | | 151 | CUT | |
| 1981 | 72 | 74 | 76 | 72 | 294 | T45 | 825.75 |
| 1982 | 71 | 73 | 77 | 79 | 300 | T54 | 690.00 |
| | | | | | | **Total** | **$2,491.84** |

**Thompson, Curtis (70.50)**

| Year | 1st | 2nd | 3rd | 4th | Total | Finish | Money |
|---|---|---|---|---|---|---|---|
| 2022 | 75 | 66 | | | 141 | CUT | |
| | | | | | | **Total** | |

**Thompson, Chris (69.50)**

| Year | 1st | 2nd | 3rd | 4th | Total | Finish | Money |
|---|---|---|---|---|---|---|---|
| 2019 | 69 | 70 | | | 139 | CUT | |
| | | | | | | **Total** | |

**Thompson, Davis (70.50)**

| Year | 1st | 2nd | 3rd | 4th | Total | Finish | Money |
|---|---|---|---|---|---|---|---|
| 2021 | 70 | 71 | | | 141 | CUT | |
| 2023 | 68 | 66 | 69 | 69 | 272 | T22 | $73,340.00 |
| | | | | | | **Total** | **$73,340.00** |

**Thompson, Dicky (71.83)**

| Year | 1st | 2nd | 3rd | 4th | Total | Finish | Money |
|---|---|---|---|---|---|---|---|
| 1991 | 70 | 70 | 73 | 70 | 283 | T25 | $7,891.67 |
| 1992 | 75 | 73 | | | 148 | CUT | |
| | | | | | | **Total** | **$7,891.67** |

**Thompson, Gene (75.17)**

| Year | 1st | 2nd | 3rd | 4th | Total | Finish | Money |
|---|---|---|---|---|---|---|---|
| 1971 | 74 | 71 | 74 | 79 | 298 | 80 | $271.00 |
| 1973 | 77 | 76 | | | 153 | CUT | |
| | | | | | | **Total** | **$271.00** |

**Thompson, Kyle (69.20)**

| Year | 1st | 2nd | 3rd | 4th | Total | Finish | Money |
|---|---|---|---|---|---|---|---|
| 2008 | 68 | 67 | 71 | 69 | 275 | T53 | $11,773.71 |
| 2012 | 69 | 67 | 68 | 69 | 273 | T31 | 30,160.00 |
| 2018 | 72 | 72 | | | 144 | CUT | |
| | | | | | | **Total** | **$41,933.71** |

**Thompson, Leonard (72.63)**

| Year | 1st | 2nd | 3rd | 4th | Total | Finish | Money |
|---|---|---|---|---|---|---|---|
| 1973 | 68 | 69 | 68 | 71 | 276 | T18 | $2,092.36 |
| 1974 | 65 | 70 | 72 | 70 | 277 | T16 | 3,415.15 |
| 1975 | 71 | 79 | 76 | 71 | 297 | T59 | 441.25 |
| 1976 | 73 | 69 | 69 | 73 | 284 | T56 | 465.75 |
| 1977 | 74 | 71 | 69 | 73 | 287 | T27 | 1,703.75 |
| 1978 | 77 | 69 | 70 | 71 | 287 | T19 | 2,352.00 |
| 1979 | 73 | 76 | 70 | 71 | 290 | T12 | 4,750.00 |
| 1980 | 72 | 78 | | | 150 | CUT | |
| 1981 | 69 | 71 | 76 | 77 | 293 | T35 | 1,324.50 |
| 1982 | 70 | 70 | 78 | 77 | 295 | T22 | 2,785.00 |
| 1983 | 77 | 69 | 74 | 76 | 296 | T57 | 892.00 |
| 1984 | 74 | 78 | | | 152 | CUT | |
| 1985 | 73 | 76 | 77 | 77 | 303 | T72 | 776.00 |
| 1986 | 66 | 72 | 72 | 69 | 279 | T3 | 29,000.00 |
| 1987 | 72 | 75 | 78 | 70 | 295 | T44 | 1,864.80 |
| 1988 | 77 | 71 | | | 148 | CUT | |
| 1989 | 74 | 72 | 71 | 77 | 294 | T59 | 2,190.00 |
| 1990 | 75 | 73 | | | 148 | CUT | |
| 1991 | 71 | 73 | 73 | 66 | 283 | T25 | 7,891.67 |
| 1992 | 75 | 75 | | | 150 | CUT | |
| | | | | | | **Total** | **$61,944.23** |

**Thompson, Michael (68.58)**

| Year | 1st | 2nd | 3rd | 4th | Total | Finish | Money |
|---|---|---|---|---|---|---|---|
| 2011 | 68 | 69 | 66 | 68 | 271 | T25 | $40,560.00 |
| 2014 | 70 | 66 | 73 | 69 | 278 | T64 | 11,130.00 |
| 2015 | 66 | 68 | 72 | 68 | 274 | T47 | 14,526.00 |
| 2016 | 68 | 72 | | | 140 | CUT | |
| 2018 | 66 | 70 | 63 | 67 | 266 | T11 | 112,000.00 |
| 2019 | 69 | 67 | 70 | 70 | 276 | 75 | 11,780.00 |
| 2021 | 64 | 74 | | | 138 | CUT | |
| 2022 | 71 | 69 | | | 140 | CUT | |
| | | | | | | **Total** | **$189,996.00** |

**Thompson, Nicholas (71.25)**

| Year | 1st | 2nd | 3rd | 4th | Total | Finish | Money |
|---|---|---|---|---|---|---|---|
| 2006 | 71 | 80 | | | 151 | CUT | |
| 2009 | 74 | 71 | | | 145 | CUT | |
| 2010 | 70 | 70 | | | 140 | CUT | |
| 2013 | 70 | 69 | 75 | 70 | 284 | 72 | $10,388.00 |
| 2014 | 70 | 68 | 73 | 69 | 280 | T70 | 10,441.00 |
| 2015 | 71 | 69 | | | 140 | CUT | |
| | | | | | | **Total** | **$20,829.00** |

**Thompson, Robert (72.38)**

| Year | 1st | 2nd | 3rd | 4th | Total | Finish | Money |
|---|---|---|---|---|---|---|---|
| 1987 | 75 | 70 | 75 | 71 | 291 | T16 | $9,300.00 |
| 1988 | 66 | 74 | 75 | 79 | 294 | T75 | 1,870.00 |
| 1989 | 73 | 73 | 69 | 73 | 288 | T15 | 14,066.66 |
| 1991 | 70 | 73 | 74 | 68 | 285 | T45 | 3,575.00 |
| | | | | | | **Total** | **$28,811.66** |

**Thompson, Rocky (73.50)**

| Year | 1st | 2nd | 3rd | 4th | Total | Finish | Money |
|---|---|---|---|---|---|---|---|
| 1965 | 77 | 74 | | | 151 | CUT | |
| 1968 | 77 | 70 | | | 147 | CUT | |
| 1970 | 71 | 72 | 73 | 76 | 292 | T67 | $300.00 |
| 1971 | 71 | 73 | 75 | 73 | 292 | T72 | 271.43 |
| 1973 | 72 | 68 | 74 | 69 | 283 | T59 | 425.00 |
| 1979 | 76 | 82 | | | 158 | CUT | |
| | | | | | | **Total** | **$996.43** |

**Thomson, Jimmy (72.20)**

| Year | 1st | 2nd | 3rd | 4th | Total | Finish | Money |
|---|---|---|---|---|---|---|---|
| 1941 | 142 | 73 | 75 | | 290 | T11 | $123.33 |
| 1942 | 136 | 74 | 74 | | 284 | T7 | 208.33 |
| 1948 | 71 | 71 | 77 | 71 | 290 | T16 | 132.00 |
| 1949 | 73 | 71 | 75 | | 219 | W/D | |
| | | | | | | **Total** | **$463.66** |

**Thomson, Peter (72.06)**

| Year | 1st | 2nd | 3rd | 4th | Total | Finish | Money |
|---|---|---|---|---|---|---|---|
| 1954 | 76 | 78 | | | 154 | CUT | |
| 1955 | 72 | 71 | 74 | 69 | 286 | T18 | $140.00 |
| 1957 | 71 | 73 | 71 | 72 | 287 | T18 | 207.50 |
| 1959 | 71 | 70 | 68 | 74 | 283 | T5 | 816.67 |
| 1961 | 74 | 71 | 70 | 72 | 287 | T7 | 975.00 |
| | | | | | | **Total** | **$2,139.17** |

**Thore, Daniel (78.50)**

| Year | 1st | 2nd | 3rd | 4th | Total | Finish | Money |
|---|---|---|---|---|---|---|---|
| 1992 | 74 | 77 | | | 151 | CUT | |
| 1994 | 76 | 87 | | | 163 | CUT | |
| | | | | | | **Total** | |

**Thore, David (75.06)**

| Year | 1st | 2nd | 3rd | 4th | Total | Finish | Money |
|---|---|---|---|---|---|---|---|
| 1978 | 68 | 77 | 75 | 76 | 296 | T64 | $450.00 |
| 1985 | 78 | 77 | | | 155 | CUT | |
| 1986 | 69 | 73 | 71 | 75 | 288 | T33 | 2,425.00 |
| 1987 | 80 | 75 | | | 155 | CUT | |
| 1988 | 74 | 74 | | | 148 | CUT | |
| 1992 | 78 | 76 | | | 154 | CUT | |
| 1999 | 81 | 74 | | | 155 | CUT | |
| | | | | | | **Total** | **$2,875.00** |

**Thore, Max (78.00)**

| Year | 1st | 2nd | 3rd | 4th | Total | Finish | Money |
|---|---|---|---|---|---|---|---|
| 1957 | 79 | 77 | | | 156 | CUT | |
| | | | | | | **Total** | |

**Thorpe, Chuck (70.75)**

| Year | 1st | 2nd | 3rd | 4th | Total | Finish | Money |
|---|---|---|---|---|---|---|---|
| 1972 | 74 | 68 | 72 | 69 | 283 | T46 | $430.43 |
| | | | | | | **Total** | **$430.43** |

**Thorpe, Jim (73.82)**

| Year | 1st | 2nd | 3rd | 4th | Total | Finish | Money |
|---|---|---|---|---|---|---|---|
| 1979 | 68 | 75 | 71 | 76 | 290 | T12 | $4,750.00 |
| 1980 | 73 | 71 | 75 | 76 | 295 | T64 | 520.00 |
| 1981 | 79 | 72 | | | 151 | CUT | |
| 1982 | 71 | 68 | 79 | 81 | 299 | T48 | 754.00 |
| 1983 | 73 | 75 | 77 | 76 | 301 | T70 | 792.00 |
| 1984 | 72 | 75 | 70 | 71 | 288 | T17 | 5,234.28 |
| 1985 | 77 | 75 | | | 152 | CUT | |
| 1986 | 70 | 71 | 77 | 71 | 289 | T43 | 1,461.00 |
| 1987 | 77 | | | | 77 | W/D | |
| 1989 | 85 | | | | 85 | W/D | |
| 1990 | 74 | 74 | | | 148 | CUT | |
| 1991 | 78 | 68 | | | 146 | CUT | |
| 1993 | 75 | 71 | 72 | 72 | 290 | T39 | 6,300.00 |
| 1995 | 74 | 70 | | | 144 | CUT | |
| 1996 | 73 | 72 | 76 | 72 | 293 | 73 | 3,492.00 |
| | | | | | | **Total** | **$23,303.28** |

**Tiddy, Dick (75.60)**

| Year | 1st | 2nd | 3rd | 4th | Total | Finish | Money |
|---|---|---|---|---|---|---|---|
| 1954 | 76 | 75 | 76 | 74 | 301 | T43 | |
| 1959 | 74 | 70 | 70 | 78 | 292 | T30 | $50.00 |
| 1962 | 82 | 81 | | | 163 | CUT | |
| | | | | | | **Total** | **$50.00** |

**Tidland, Chris (70.10)**

| Year | 1st | 2nd | 3rd | 4th | Total | Finish | Money |
|---|---|---|---|---|---|---|---|
| 2001 | 70 | 75 | | | 145 | CUT | |
| 2007 | 68 | 71 | 71 | 67 | 277 | T37 | $19,016.66 |
| 2010 | 66 | 73 | | | 139 | CUT | |
| 2011 | 69 | 71 | | | 140 | CUT | |
| | | | | | | **Total** | **$19,016.66** |

**Tilley, Ralph (80.60)**

| Year | 1st | 2nd | 3rd | 4th | Total | Finish | Money |
|---|---|---|---|---|---|---|---|
| 1956 | 79 | | | | 79 | W/D | |
| 1959 | 82 | | | | 82 | W/D | |
| 1961 | 78 | 80 | | | 158 | CUT | |
| 1962 | 84 | | | | 84 | W/D | |
| | | | | | | **Total** | |

**Tinsley, Dave (81.50)**

| Year | 1st | 2nd | 3rd | 4th | Total | Finish | Money |
|---|---|---|---|---|---|---|---|
| 1961 | 82 | 81 | | | 163 | CUT | |
| | | | | | | **Total** | |

**Todd, Brendon (68.69)**

| Year | 1st | 2nd | 3rd | 4th | Total | Finish | Money |
|---|---|---|---|---|---|---|---|
| 2009 | 69 | 73 | | | 142 | CUT | |
| 2012 | 69 | 72 | | | 141 | CUT | |
| 2013 | 68 | 68 | 75 | 64 | 275 | T26 | $40,810.00 |
| 2015 | 69 | 72 | | | 141 | CUT | |
| 2016 | 71 | 70 | | | 141 | CUT | |
| 2020 | 68 | 70 | | | 138 | CUT | |
| 2021 | 69 | 67 | 65 | 66 | 267 | T10 | 148,800.00 |
| 2022 | 68 | 71 | 67 | 67 | 273 | T36 | 30,328.18 |
| 2023 | 67 | 63 | 70 | 68 | 268 | T7 | 223,060.00 |
| | | | | | | **Total** | **$442,998.18** |

**Todd, Harry (72.00)**

| Year | 1st | 2nd | 3rd | 4th | Total | Finish | Money |
|---|---|---|---|---|---|---|---|
| 1946 | | | | | 288 | T18 | $50.00 |
| | | | | | | **Total** | **$50.00** |

**Todd, Rick (77.00)**

| Year | 1st | 2nd | 3rd | 4th | Total | Finish | Money |
|---|---|---|---|---|---|---|---|
| 1990 | 77 | 77 | | | 154 | CUT | |
| | | | | | | **Total** | |

**Toepel, John (70.75)**

| Year | 1st | 2nd | 3rd | 4th | Total | Finish | Money |
|---|---|---|---|---|---|---|---|
| 1973 | 73 | 69 | 72 | 69 | 283 | T59 | $425.00 |
| | | | | | | **Total** | **$425.00** |

**Toledo, Esteban (72.11)**

| Year | 1st | 2nd | 3rd | 4th | Total | Finish | Money |
|---|---|---|---|---|---|---|---|
| 1994 | 75 | 73 | | | 148 | CUT | |
| 1998 | 75 | 71 | | | 146 | CUT | |
| 1999 | 75 | 70 | | | 145 | CUT | |
| 2000 | 79 | 67 | | | 146 | CUT | |
| 2001 | 70 | 69 | 69 | 70 | 278 | T17 | $54,250.00 |
| 2003 | 71 | 72 | 71 | 76 | 290 | T78 | 8,190.00 |
| 2004 | 72 | 73 | | | 145 | CUT | |
| | | | | | | **Total** | **$62,440.00** |

**Tolles, Tommy (74.10)**

| Year | 1st | 2nd | 3rd | 4th | Total | Finish | Money |
|---|---|---|---|---|---|---|---|
| 1995 | 68 | 72 | 73 | 77 | 290 | T56 | $3,360.00 |
| 2001 | 73 | 73 | | | 146 | CUT | |
| 2002 | 80 | 76 | | | 156 | CUT | |
| 2004 | 73 | 76 | | | 149 | CUT | |
| | | | | | | **Total** | **$3,360.00** |

**Tomasulo, Peter (70.00)**

| Year | 1st | 2nd | 3rd | 4th | Total | Finish | Money |
|---|---|---|---|---|---|---|---|
| 2009 | 72 | 68 | | | 140 | CUT | |
| 2012 | 72 | 68 | | | 140 | CUT | |
| | | | | | | **Total** | |

**Toms, Clint (78.00)**

| Year | 1st | 2nd | 3rd | 4th | Total | Finish | Money |
|---|---|---|---|---|---|---|---|
| 1961 | 77 | 75 | 74 | 86 | 312 | 61 | |
| | | | | | | **Total** | |

**Toms, David (69.91)**

| Year | 1st | 2nd | 3rd | 4th | Total | Finish | Money |
|---|---|---|---|---|---|---|---|
| 1992 | 71 | 74 | | | 145 | CUT | |
| 1993 | 77 | 70 | 77 | 76 | 300 | 84 | $2,580.00 |
| 1994 | 73 | 73 | | | 146 | CUT | |
| 1996 | 71 | 73 | 73 | 71 | 288 | T48 | 4,432.50 |
| 1997 | 74 | 73 | | | 147 | CUT | |
| 1998 | 70 | 70 | 73 | 71 | 284 | T23 | 18,542.86 |
| 1999 | 71 | 76 | | | 147 | CUT | |
| 2003 | 65 | 74 | 68 | 74 | 281 | T37 | 18,450.00 |
| 2004 | 69 | 65 | 71 | 69 | 274 | T4 | 202,400.00 |
| 2008 | 68 | 67 | 71 | 66 | 272 | T41 | 18,870.00 |
| 2009 | 69 | 68 | 67 | 67 | 271 | T24 | 39,461.25 |
| 2010 | 64 | 68 | 65 | 64 | 261 | 2 | 550,800.00 |
| 2011 | 66 | 70 | 69 | 65 | 270 | T17 | 65,780.00 |
| 2012 | 74 | 73 | | | 147 | CUT | |
| 2013 | 72 | 66 | 73 | 62 | 273 | T16 | 82,150.00 |
| 2014 | 67 | 69 | 67 | 67 | 270 | T18 | 66,780.00 |
| 2015 | 69 | 70 | | | 139 | CUT | |
| | | | | | | **Total** | **$1,070,246.61** |

**Toms, George (74.79)**

| Year | 1st | 2nd | 3rd | 4th | Total | Finish | Money |
|---|---|---|---|---|---|---|---|
| 1956 | 78 | 78 | | | 156 | CUT | |
| 1957 | 74 | 72 | 72 | 74 | 292 | T33 | |
| 1958 | 75 | 74 | 77 | 75 | 301 | 66 | |
| 1962 | 75 | 76 | 70 | 77 | 298 | T46 | |
| | | | | | | **Total** | |

**Torza, Felice (72.00)**

| Year | 1st | 2nd | 3rd | 4th | Total | Finish | Money |
|---|---|---|---|---|---|---|---|
| 1950 | 71 | 74 | 74 | 69 | 288 | T10 | $287.50 |
| | | | | | | **Total** | **$287.50** |

**Toscano, Harry (75.63)**

| Year | 1st | 2nd | 3rd | 4th | Total | Finish | Money |
|---|---|---|---|---|---|---|---|
| 1967 | 74 | 76 | | | 150 | CUT | |
| 1968 | 79 | 72 | | | 151 | CUT | |
| 1970 | 74 | 79 | | | 153 | CUT | |
| 1973 | 74 | 77 | | | 151 | CUT | |
| | | | | | | **Total** | |

**Toski, Bob (72.74)**

| Year | 1st | 2nd | 3rd | 4th | Total | Finish | Money |
|---|---|---|---|---|---|---|---|
| 1950 | 73 | 72 | 73 | 68 | 286 | 8 | $440.00 |
| 1951 | 73 | 73 | 71 | 78 | 295 | T22 | |
| 1952 | 69 | 70 | 72 | 72 | 283 | T10 | 270.00 |
| 1953 | 73 | 75 | 77 | | 225 | W/D | |
| 1956 | 77 | 75 | 69 | 75 | 296 | T31 | |
| 1957 | 71 | 72 | 72 | 73 | 288 | T22 | 155.00 |
| 1958 | 71 | 70 | 72 | 76 | 289 | 37 | |
| 1968 | 72 | 73 | 73 | 75 | 293 | 70 | |
| | | | | | | **Total** | **$865.00** |

**Towns, Ken (72.00)**

| Year | 1st | 2nd | 3rd | 4th | Total | Finish | Money |
|---|---|---|---|---|---|---|---|
| 1966 | 69 | 72 | 73 | 74 | 288 | T44 | $300.00 |
| | | | | | | **Total** | **$300.00** |

**Townsend, Peter (75.00)**

| Year | 1st | 2nd | 3rd | 4th | Total | Finish | Money |
|---|---|---|---|---|---|---|---|
| 1970 | 71 | 76 | | | 147 | CUT | |
| 1972 | 78 | | | | 78 | W/D | |
| | | | | | | **Total** | |

**Tracy, Ethan (72.50)**

| Year | 1st | 2nd | 3rd | 4th | Total | Finish | Money |
|---|---|---|---|---|---|---|---|
| 2018 | 74 | 71 | | | 145 | CUT | |
| | | | | | | **Total** | |

**Trahan, D.J. (69.75)**

| Year | 1st | 2nd | 3rd | 4th | Total | Finish | Money |
|---|---|---|---|---|---|---|---|
| 2005 | 65 | 69 | 66 | 75 | 275 | T13 | $93,750.00 |
| 2006 | 68 | 73 | 70 | 72 | 283 | T39 | 21,000.00 |
| 2007 | 68 | 70 | 71 | 69 | 278 | T49 | 12,025.00 |
| 2009 | 67 | 70 | 66 | 71 | 274 | T54 | 11,730.00 |
| 2010 | 69 | 68 | 66 | 66 | 269 | T41 | 17,365.50 |
| 2011 | 74 | 68 | | | 142 | CUT | |
| 2012 | 72 | 70 | | | 142 | CUT | |
| 2013 | 71 | 76 | | | 147 | CUT | |
| 2016 | 74 | 65 | | | 139 | CUT | |
| 2020 | 74 | 69 | | | 143 | CUT | |
| 2021 | 71 | 69 | | | 140 | CUT | |
| | | | | | | **Total** | **$155,870.50** |

**Trainer, Martin (71.50)**

| Year | 1st | 2nd | 3rd | 4th | Total | Finish | Money |
|---|---|---|---|---|---|---|---|
| 2019 | 75 | 70 | | | 145 | CUT | |
| 2020 | 76 | 76 | | | 152 | CUT | |
| 2021 | 71 | 70 | | | 141 | CUT | |
| 2022 | 67 | 67 | 72 | 71 | 277 | T68 | $15,111.00 |
| | | | | | | **Total** | **$15,111.00** |

**Traub, John (74.50)**

| Year | 1st | 2nd | 3rd | 4th | Total | Finish | Money |
|---|---|---|---|---|---|---|---|
| 1981 | 71 | 78 | | | 149 | CUT | |
| | | | | | | **Total** | |

**Trenham, Peter (77.00)**

| Year | 1st | 2nd | 3rd | 4th | Total | Finish | Money |
|---|---|---|---|---|---|---|---|
| 1965 | 77 | 77 | | | 154 | CUT | |
| | | | | | | **Total** | |

**Trevino, Lee (69.74)**

| Year | 1st | 2nd | 3rd | 4th | Total | Finish | Money |
|---|---|---|---|---|---|---|---|
| 1969 | 68 | 74 | 72 | 73 | 287 | T59 | $266.67 |
| 1970 | 71 | 66 | 71 | 68 | 276 | T5 | 6,540.00 |
| 1971 | 67 | 72 | 71 | 69 | 279 | T10 | 4,180.00 |
| 1972 | 68 | 71 | 71 | 70 | 280 | T30 | 1,252.00 |
| 1973 | 71 | 66 | 69 | 70 | 276 | T18 | 2,092.37 |
| 1974 | 66 | 69 | 70 | 66 | 271 | T2 | 20,380.50 |
| 1975 | 71 | 70 | 72 | 68 | 281 | 4 | 10,575.00 |
| 1976 | 68 | 71 | 66 | 65 | 270 | 2 | 26,220.00 |
| 1981 | 69 | 72 | 70 | 72 | 283 | 4 | 14,400.00 |
| 1982 | 75 | 72 | | | 147 | CUT | |
| | | | | | | **Total** | **$85,906.54** |

**Trimnal, Coke (83.00)**

| Year | 1st | 2nd | 3rd | 4th | Total | Finish | Money |
|---|---|---|---|---|---|---|---|
| 1962 | 81 | 88 | | | 169 | CUT | |
| 1963 | 80 | | | | 80 | W/D | |
| | | | | | | **Total** | |

**Tringale, Cameron (70.50)**

| Year | 1st | 2nd | 3rd | 4th | Total | Finish | Money |
|---|---|---|---|---|---|---|---|
| 2010 | 69 | 73 | | | 142 | CUT | |
| 2011 | 69 | 67 | 69 | 69 | 274 | T47 | $13,748.80 |
| 2013 | 75 | 72 | | | 147 | CUT | |
| 2016 | 71 | 70 | | | 141 | CUT | |
| 2017 | 71 | 68 | | | 139 | CUT | |
| 2018 | 71 | 73 | | | 144 | CUT | |
| | | | | | | **Total** | **$13,748.80** |

**Triplett, Kirk (71.06)**

| Year | 1st | 2nd | 3rd | 4th | Total | Finish | Money |
|---|---|---|---|---|---|---|---|
| 1990 | 76 | 73 | | | 149 | CUT | |
| 1991 | 69 | 72 | 69 | 76 | 286 | T51 | $2,925.00 |
| 1992 | 70 | 77 | | | 147 | CUT | |
| 1993 | 74 | 73 | 76 | 73 | 296 | T74 | 2,835.00 |
| 1994 | 74 | 70 | 76 | 74 | 294 | T67 | 3,075.00 |
| 1995 | 68 | 65 | 71 | 77 | 281 | T14 | 25,500.00 |
| 1996 | 70 | 73 | 71 | 70 | 284 | T16 | 25,251.43 |
| 1997 | 67 | 69 | 69 | 70 | 275 | 3 | 129,200.00 |
| 1998 | 72 | 73 | | | 145 | CUT | |
| 1999 | 69 | 68 | 71 | 68 | 276 | T6 | 90,350.00 |
| 2002 | 79 | 71 | | | 150 | CUT | |
| 2007 | 67 | 69 | 72 | 73 | 281 | T67 | 10,000.00 |
| 2008 | 68 | 73 | | | 141 | CUT | |
| 2009 | 69 | 70 | | | 139 | CUT | |
| 2010 | 69 | 68 | 67 | 63 | 267 | T28 | 33,915.00 |
| | | | | | | **Total** | **$323,051.43** |

**Trittler, Paul (77.25)**

| Year | 1st | 2nd | 3rd | 4th | Total | Finish | Money |
|---|---|---|---|---|---|---|---|
| 1988 | 80 | 79 | | | 159 | CUT | |
| 1990 | 73 | 77 | | | 150 | CUT | |
| | | | | | | **Total** | |

**Trivisonno, Gary (77.00)**

| Year | 1st | 2nd | 3rd | 4th | Total | Finish | Money |
|---|---|---|---|---|---|---|---|
| 1981 | 76 | 78 | | | 154 | CUT | |
| | | | | | | **Total** | |

**Trixler, Dennis (74.38)**

| Year | 1st | 2nd | 3rd | 4th | Total | Finish | Money |
|---|---|---|---|---|---|---|---|
| 1985 | 76 | 81 | | | 157 | CUT | |
| 1986 | 75 | 69 | 71 | 73 | 288 | T33 | $2,425.00 |
| 1993 | 80 | 70 | | | 150 | CUT | |
| | | | | | | **Total** | **$2,425.00** |

**Trombley, Bill (73.50)**

| Year | 1st | 2nd | 3rd | 4th | Total | Finish | Money |
|---|---|---|---|---|---|---|---|
| 1957 | 72 | 75 | 74 | 73 | 294 | T37 | |
| | | | | | | **Total** | |

**Tryba, Ted (72.10)**

| Year | 1st | 2nd | 3rd | 4th | Total | Finish | Money |
|---|---|---|---|---|---|---|---|
| 1993 | 75 | 75 | | | 150 | CUT | |
| 1994 | 70 | 73 | 73 | 73 | 289 | T44 | $4,062.50 |
| 1995 | 69 | 70 | 69 | 71 | 279 | T7 | 43,650.00 |
| 1996 | 76 | 71 | | | 147 | CUT | |
| 1997 | 70 | 74 | | | 144 | CUT | |
| 1998 | 71 | 67 | 67 | 77 | 282 | T11 | 46,640.00 |
| 1999 | 72 | 70 | 72 | 77 | 291 | T63 | 5,460.00 |
| 2000 | 72 | 73 | | | 145 | CUT | |
| 2001 | 71 | 70 | 73 | 76 | 290 | T77 | 6,475.00 |
| 2002 | 76 | 70 | | | 146 | CUT | |
| | | | | | | **Total** | **$106,287.50** |

**Tryon, Ty (74.25)**

| Year | 1st | 2nd | 3rd | 4th | Total | Finish | Money |
|---|---|---|---|---|---|---|---|
| 2003 | 73 | 70 | 80 | 74 | 297 | 89 | $7,290.00 |
| | | | | | | **Total** | **$7,290.00** |

**Tucker, Chris (74.50)**

| Year | 1st | 2nd | 3rd | 4th | Total | Finish | Money |
|---|---|---|---|---|---|---|---|
| 1991 | 71 | 75 | | | 146 | CUT | |
| 1992 | 72 | 74 | | | 146 | CUT | |
| 1998 | 78 | 79 | | | 157 | CUT | |
| 2002 | 72 | 75 | | | 147 | CUT | |
| | | | | | | **Total** | |

**Turner, Dick (72.00)**

| Year | 1st | 2nd | 3rd | 4th | Total | Finish | Money |
|---|---|---|---|---|---|---|---|
| 1964 | 74 | 69 | 71 | 74 | 288 | T25 | $540.00 |
| | | | | | | **Total** | **$540.00** |

**Turner, Jerod (72.00)**

| Year | 1st | 2nd | 3rd | 4th | Total | Finish | Money |
|---|---|---|---|---|---|---|---|
| 2010 | 75 | | | | 75 | W/D | |
| 2011 | 73 | 68 | | | 141 | CUT | |
| | | | | | | **Total** | |

**Turnesa, Jim (72.36)**

| Year | 1st | 2nd | 3rd | 4th | Total | Finish | Money |
|---|---|---|---|---|---|---|---|
| 1947 | | | | | 291 | T5 | $750.00 |
| 1948 | 75 | 73 | | | 148 | W/D | |
| 1949 | 71 | 72 | 71 | 70 | 284 | T13 | 240.00 |
| 1950 | 73 | 69 | 69 | 69 | 280 | 3 | 1,000.00 |
| 1951 | 75 | 73 | 75 | 74 | 297 | T27 | |
| 1952 | 70 | 73 | 71 | 71 | 285 | T15 | 140.00 |
| 1953 | 71 | 70 | 73 | 73 | 287 | T21 | 100.00 |
| 1954 | 73 | 74 | 81 | 73 | 301 | T43 | |
| 1955 | 72 | 75 | 74 | 74 | 295 | T44 | |
| 1956 | 76 | 66 | 73 | 68 | 283 | 4 | 980.00 |
| 1957 | 72 | 74 | 75 | 71 | 292 | T33 | |
| 1958 | 70 | 74 | 70 | 70 | 284 | 22 | 180.00 |
| 1959 | 72 | 68 | 70 | 81 | 291 | T28 | 115.00 |
| 1968 | 77 | 77 | | | 154 | CUT | |
| 1969 | 73 | 74 | | | 147 | CUT | |
| | | | | | | **Total** | **$3,505.00** |

**Turnesa, Marc (69.60)**

| Year | 1st | 2nd | 3rd | 4th | Total | Finish | Money |
|---|---|---|---|---|---|---|---|
| 2008 | 69 | 68 | 65 | 69 | 271 | T36 | $25,143.00 |
| 2009 | 70 | 72 | | | 142 | CUT | |
| 2011 | 71 | 70 | | | 141 | CUT | |
| 2014 | 71 | 71 | | | 142 | CUT | |
| | | | | | | **Total** | **$25,143.00** |

**Turnesa, Mike (73.00)**

| Year | 1st | 2nd | 3rd | 4th | Total | Finish | Money |
|---|---|---|---|---|---|---|---|
| 1945 | | | | | 292 | T9 | $240.00 |
| | | | | | | **Total** | **$240.00** |

**Tuten, Billy (75.00)**

| Year | 1st | 2nd | 3rd | 4th | Total | Finish | Money |
|---|---|---|---|---|---|---|---|
| 1989 | 73 | 77 | | | 150 | CUT | |
| | | | | | | **Total** | |

**Tutwiler, Ed (78.00)**

| Year | 1st | 2nd | 3rd | 4th | Total | Finish | Money |
|---|---|---|---|---|---|---|---|
| 1953 | 78 | 78 | | | 156 | CUT | |
| | | | | | | **Total** | |

**Tutwiler, George (77.50)**

| Year | 1st | 2nd | 3rd | 4th | Total | Finish | Money |
|---|---|---|---|---|---|---|---|
| 1952 | 76 | 76 | 74 | 78 | 304 | T37 | |
| 1961 | 84 | 77 | | | 161 | CUT | |
| | | | | | | **Total** | |

**Tway, Bob (72.82)**

| Year | 1st | 2nd | 3rd | 4th | Total | Finish | Money |
|---|---|---|---|---|---|---|---|
| 1985 | 74 | 76 | | | 150 | CUT | |
| 1987 | 72 | 73 | 78 | 74 | 297 | T54 | $1,350.00 |
| 1988 | 72 | 71 | 74 | 74 | 291 | T63 | 2,120.00 |
| 1989 | 76 | 71 | 76 | 77 | 300 | T80 | 1,790.00 |
| 1990 | 77 | 71 | | | 148 | CUT | |
| 1992 | 71 | 70 | 71 | 77 | 289 | T55 | 2,837.50 |
| 1993 | 78 | 81 | | | 159 | CUT | |
| 1994 | 74 | 73 | | | 147 | CUT | |
| 1995 | 70 | 76 | | | 146 | CUT | |
| 2007 | 67 | 69 | 73 | 68 | 277 | T37 | 19,016.67 |
| 2008 | 70 | 65 | 69 | 68 | 272 | T41 | 18,870.00 |
| | | | | | | **Total** | **$45,984.17** |

**Tway, Kevin (68.77)**

| Year | 1st | 2nd | 3rd | 4th | Total | Finish | Money |
|---|---|---|---|---|---|---|---|
| 2014 | 70 | 71 | | | 141 | CUT | |
| 2017 | 72 | 66 | | | 138 | CUT | |
| 2018 | 67 | 69 | 65 | 65 | 266 | T11 | $112,000.00 |
| 2019 | 74 | 68 | | | 142 | CUT | |
| 2020 | 68 | 73 | | | 141 | CUT | |
| 2021 | 66 | 71 | 68 | 68 | 273 | T46 | 18,060.80 |
| 2022 | 67 | 69 | 68 | 68 | 272 | T27 | 47,936.67 |
| 2023 | 71 | 69 | | | 140 | CUT | |
| | | | | | | **Total** | **$177,997.47** |

**Twiggs, Greg (73.69)**

| Year | 1st | 2nd | 3rd | 4th | Total | Finish | Money |
|---|---|---|---|---|---|---|---|
| 1985 | 79 | 78 | | | 157 | CUT | |
| 1986 | 78 | 71 | | | 149 | CUT | |
| 1989 | 70 | 75 | 73 | 78 | 296 | T68 | $2,000.00 |
| 1990 | 77 | 74 | | | 151 | CUT | |
| 1991 | 71 | 68 | 73 | 69 | 281 | T17 | 17,500.00 |
| 1992 | 71 | 67 | 75 | 74 | 287 | T41 | 4,375.00 |
| 1993 | 77 | 72 | | | 149 | CUT | |
| 1994 | 75 | 74 | | | 149 | CUT | |
| 1995 | 74 | 73 | | | 147 | CUT | |
| 1996 | 74 | 76 | | | 150 | CUT | |
| | | | | | | **Total** | **$23,875.00** |

**Twitty, Howard (73.09)**

| Year | 1st | 2nd | 3rd | 4th | Total | Finish | Money |
|---|---|---|---|---|---|---|---|
| 1976 | 74 | 73 | | | 147 | CUT | |
| 1977 | 74 | 73 | 69 | 67 | 283 | T6 | $7,990.00 |
| 1978 | 73 | 75 | | | 148 | CUT | |
| 1979 | 71 | 72 | 74 | 75 | 292 | T26 | 1,737.50 |
| 1980 | 69 | 70 | 79 | 71 | 289 | T37 | 1,075.00 |
| 1981 | 75 | 77 | | | 152 | CUT | |
| 1982 | 73 | 72 | 76 | 77 | 298 | T40 | 1,080.00 |
| 1983 | 78 | 74 | | | 152 | CUT | |
| 1984 | 76 | 76 | | | 152 | CUT | |
| 1985 | 77 | 79 | | | 156 | CUT | |
| 1986 | 69 | 73 | 76 | 70 | 288 | T33 | 2,425.00 |
| 1987 | 73 | 68 | 75 | 71 | 287 | T7 | 18,075.00 |
| 1988 | 74 | 75 | | | 149 | CUT | |
| 1989 | 75 | 73 | 76 | 76 | 300 | T80 | 1,790.00 |
| 1990 | 77 | 76 | | | 153 | CUT | |
| 1991 | 70 | 73 | 73 | 74 | 290 | T67 | 2,562.50 |
| 1992 | 71 | 70 | 74 | 70 | 285 | T30 | 7,594.17 |
| 1993 | 72 | 71 | 70 | 73 | 286 | T20 | 16,250.00 |
| 1994 | 72 | 69 | 71 | 71 | 283 | T13 | 30,000.00 |
| 1995 | 68 | 70 | 77 | 68 | 283 | T25 | 11,962.50 |
| 1997 | 75 | 74 | | | 149 | CUT | |
| 1998 | 73 | 75 | | | 148 | CUT | |
| | | | | | | **Total** | **$102,541.67** |

**Tyner, Tray (74.67)**

| Year | 1st | 2nd | 3rd | 4th | Total | Finish | Money |
|---|---|---|---|---|---|---|---|
| 1995 | 78 | | | | 78 | W/D | |
| 1997 | 72 | 74 | | | 146 | CUT | |
| | | | | | | **Total** | |

**Uihlein, Peter (69.70)**

| Year | 1st | 2nd | 3rd | 4th | Total | Finish | Money |
|---|---|---|---|---|---|---|---|
| 2018 | 71 | 70 | | | 141 | CUT | |
| 2019 | 68 | 68 | 70 | 69 | 275 | T72 | $12,028.00 |
| 2020 | 71 | 65 | 70 | 75 | 281 | T74 | 12,480.00 |
| | | | | | | **Total** | **$24,508.00** |

**Ulozas, Tom (72.50)**

| Year | 1st | 2nd | 3rd | 4th | Total | Finish | Money |
|---|---|---|---|---|---|---|---|
| 1972 | 71 | 68 | 75 | 73 | 287 | T68 | $347.82 |
| 1973 | 73 | 75 | | | 148 | CUT | |
| | | | | | | **Total** | **$347.82** |

**Ulrich, Gus (73.83)**

| Year | 1st | 2nd | 3rd | 4th | Total | Finish | Money |
|---|---|---|---|---|---|---|---|
| 1994 | 73 | 76 | | | 149 | CUT | |
| 1999 | 77 | 69 | | | 146 | CUT | |
| 2012 | 74 | 74 | | | 148 | CUT | |
| | | | | | | **Total** | |

**Ulrich, Wally (72.75)**

| Year | 1st | 2nd | 3rd | 4th | Total | Finish | Money |
|---|---|---|---|---|---|---|---|
| 1949 | 70 | 75 | 75 | 72 | 292 | T29 | |
| 1950 | 72 | 72 | 75 | 75 | 294 | T38 | |
| 1953 | 73 | 71 | 74 | 69 | 287 | T21 | $100.00 |
| 1954 | 76 | 70 | 73 | 70 | 289 | T7 | 480.00 |
| 1955 | 74 | 70 | 74 | 73 | 291 | T33 | |
| 1956 | 74 | 71 | 74 | 74 | 293 | T26 | 50.00 |
| | | | | | | **Total** | **$630.00** |

**Underwood, Hal (70.50)**

| Year | 1st | 2nd | 3rd | 4th | Total | Finish | Money |
|---|---|---|---|---|---|---|---|
| 1971 | 74 | 70 | 67 | 71 | 282 | T28 | $1,220.00 |
| | | | | | | **Total** | **$1,220.00** |

**Upper, Brett (74.44)**

| Year | 1st | 2nd | 3rd | 4th | Total | Finish | Money |
|---|---|---|---|---|---|---|---|
| 1984 | 74 | 74 | 79 | 77 | 304 | 73 | $776.00 |
| 1985 | 73 | 73 | 75 | 77 | 298 | T49 | 998.00 |
| 1986 | 69 | 73 | 75 | 71 | 288 | T33 | 2,425.00 |
| 1987 | 75 | 73 | 74 | 79 | 301 | T71 | 1,182.00 |
| | | | | | | **Total** | **$5,381.00** |

**Uresti, Omar (71.08)**

| Year | 1st | 2nd | 3rd | 4th | Total | Finish | Money |
|---|---|---|---|---|---|---|---|
| 1995 | 75 | 68 | 72 | 79 | 294 | 72 | $2,940.00 |
| 1997 | 71 | 71 | 71 | 76 | 289 | T59 | 4,123.00 |
| 1998 | 75 | 70 | | | 145 | CUT | |
| 1999 | 69 | 71 | 73 | 70 | 283 | T25 | 19,846.67 |
| 2000 | 67 | 72 | 69 | 74 | 282 | T8 | 81,000.00 |
| 2001 | 71 | 65 | 73 | 71 | 280 | T24 | 29,050.00 |
| 2004 | 73 | 72 | | | 145 | CUT | |
| 2005 | 70 | 74 | | | 144 | CUT | |
| 2006 | 70 | 70 | 75 | 69 | 284 | T43 | 14,900.00 |
| 2008 | 72 | 68 | | | 140 | CUT | |
| 2010 | 69 | 66 | 69 | 69 | 273 | T65 | 10,455.00 |
| | | | | | | **Total** | **$162,314.67** |

**Urzetta, Sam (74.25)**

| Year | 1st | 2nd | 3rd | 4th | Total | Finish | Money |
|---|---|---|---|---|---|---|---|
| 1956 | 74 | 73 | 74 | 76 | 297 | T37 | |
| | | | | | | **Total** | |

**Utley, Stan (73.25)**

| Year | 1st | 2nd | 3rd | 4th | Total | Finish | Money |
|---|---|---|---|---|---|---|---|
| 1990 | 76 | 73 | | | 149 | CUT | |
| 1991 | 73 | 72 | | | 145 | CUT | |
| 1992 | 74 | 72 | | | 146 | CUT | |
| 1994 | 71 | 75 | | | 146 | CUT | |
| | | | | | | **Total** | |

**Valentine, Tommy (73.75)**

| Year | 1st | 2nd | 3rd | 4th | Total | Finish | Money |
|---|---|---|---|---|---|---|---|
| 1979 | 73 | 72 | 71 | 75 | 291 | T18 | $2,937.50 |
| 1980 | 73 | 78 | | | 151 | CUT | |
| 1982 | 74 | 75 | | | 149 | CUT | |
| 1983 | 76 | 77 | | | 153 | CUT | |
| 1984 | 70 | 73 | 74 | 72 | 289 | T24 | 3,240.00 |
| 1985 | 76 | 73 | 71 | 73 | 293 | T22 | 3,713.33 |
| 1986 | 76 | 73 | | | 149 | CUT | |
| | | | | | | **Total** | **$9,890.83** |

**Valuck, George (78.00)**

| Year | 1st | 2nd | 3rd | 4th | Total | Finish | Money |
|---|---|---|---|---|---|---|---|
| 1956 | 78 | | | | 78 | W/D | |
| | | | | | | **Total** | |

**Van Aswegen, Tyrone (69.08)**

| Year | 1st | 2nd | 3rd | 4th | Total | Finish | Money |
|---|---|---|---|---|---|---|---|
| 2014 | 72 | 66 | 72 | 71 | 281 | T74 | $10,123.00 |
| 2015 | 67 | 72 | | | 139 | CUT | |
| 2017 | 71 | 66 | 65 | 69 | 271 | T28 | 36,153.33 |
| 2018 | 68 | 70 | | | 138 | CUT | |
| | | | | | | **Total** | **$46,276.33** |

**van der Walt, Dawie (69.17)**

| Year | 1st | 2nd | 3rd | 4th | Total | Finish | Money |
|---|---|---|---|---|---|---|---|
| 2016 | 71 | 66 | 70 | 67 | 274 | T53 | $12,964.00 |
| 2022 | 70 | 71 | | | 141 | CUT | |
| | | | | | | **Total** | **$12,964.00** |

**van der Walt, Tjaart (71.25)**

| Year | 1st | 2nd | 3rd | 4th | Total | Finish | Money |
|---|---|---|---|---|---|---|---|
| 2005 | 73 | 68 | 70 | 74 | 285 | T64 | $10,450.00 |
| | | | | | | **Total** | **$10,450.00** |

**van Rooyen, Erik (68.67)**

| Year | 1st | 2nd | 3rd | 4th | Total | Finish | Money |
|---|---|---|---|---|---|---|---|
| 2021 | 65 | 69 | 73 | 65 | 272 | T37 | $26,560.00 |
| 2023 | 73 | 67 | | | 140 | CUT | |
| | | | | | | **Total** | **$26,560.00** |

**Van Pelt, Bo (70.25)**

| Year | 1st | 2nd | 3rd | 4th | Total | Finish | Money |
|---|---|---|---|---|---|---|---|
| 1999 | 76 | 72 | | | 148 | CUT | |
| 2002 | 68 | 76 | 70 | 73 | 287 | T44 | $12,160.00 |
| 2004 | 66 | 69 | 74 | 69 | 278 | T16 | 73,600.00 |
| 2005 | 72 | 71 | | | 143 | CUT | |
| 2007 | 72 | 70 | | | 142 | CUT | |
| 2008 | 67 | 66 | 72 | 71 | 276 | T60 | 11,067.00 |
| 2009 | 66 | 69 | 70 | 70 | 275 | T57 | 11,271.00 |
| 2014 | 67 | 65 | 68 | 69 | 269 | T14 | 92,750.00 |
| 2015 | 69 | 67 | 73 | 70 | 279 | 65 | 11,340.00 |
| 2020 | 72 | 72 | | | 144 | CUT | |
| 2021 | 68 | 72 | | | 140 | CUT | |
| 2022 | 75 | 73 | | | 148 | CUT | |
| | | | | | | **Total** | **$212,188.00** |

**Van Zyl, Jaco (69.00)**

| Year | 1st | 2nd | 3rd | 4th | Total | Finish | Money |
|---|---|---|---|---|---|---|---|
| 2007 | 70 | 69 | 69 | 68 | 276 | T33 | $27,625.00 |
| | | | | | | **Total** | **$27,625.00** |

**Vance, L. (77.75)**

| Year | 1st | 2nd | 3rd | 4th | Total | Finish | Money |
|---|---|---|---|---|---|---|---|
| 1952 | 79 | 77 | 75 | 80 | 311 | T51 | |
| | | | | | | **Total** | |

**Vare, Edwin (79.00)**

| Year | 1st | 2nd | 3rd | 4th | Total | Finish | Money |
|---|---|---|---|---|---|---|---|
| 1959 | 79 | 79 | | | 158 | CUT | |
| | | | | | | **Total** | |

**Varner III, Harold (68.08)**

| Year | 1st | 2nd | 3rd | 4th | Total | Finish | Money |
|---|---|---|---|---|---|---|---|
| 2016 | 73 | 70 | | | 143 | CUT | |
| 2017 | 63 | 68 | 66 | 69 | 266 | T10 | $145,000.00 |
| 2018 | 66 | 69 | 69 | 69 | 273 | T53 | 13,890.00 |
| 2019 | 66 | 66 | 71 | 70 | 273 | T60 | 13,144.00 |
| 2020 | 62 | 69 | 67 | 65 | 263 | T7 | 208,000.00 |
| 2021 | 67 | 67 | 71 | 71 | 276 | T57 | 14,656.00 |
| 2022 | 70 | 70 | | | 140 | CUT | |
| | | | | | | **Total** | **$394,690.00** |

**Vaughan, Bruce (72.00)**

| Year | 1st | 2nd | 3rd | 4th | Total | Finish | Money |
|---|---|---|---|---|---|---|---|
| 1995 | 70 | 74 | | | 144 | CUT | |
| | | | | | | **Total** | |

**Veasey, L.R. (78.00)**

| Year | 1st | 2nd | 3rd | 4th | Total | Finish | Money |
|---|---|---|---|---|---|---|---|
| 1957 | 80 | 76 | | | 156 | CUT | |
| | | | | | | **Total** | |

**Veazey, Vance (73.00)**

| Year | 1st | 2nd | 3rd | 4th | Total | Finish | Money |
|---|---|---|---|---|---|---|---|
| 1998 | 77 | 72 | | | 149 | CUT | |
| 2003 | 70 | 73 | 79 | 71 | 293 | 85 | $7,650.00 |
| 2006 | 72 | 75 | | | 147 | CUT | |
| 2010 | 72 | 69 | | | 141 | CUT | |
| | | | | | | **Total** | **$7,650.00** |

**Vegas, Jhonattan (68.80)**

| Year | 1st | 2nd | 3rd | 4th | Total | Finish | Money |
|---|---|---|---|---|---|---|---|
| 2012 | 71 | 70 | | | 141 | CUT | |
| 2014 | 67 | 65 | 69 | 66 | 267 | T8 | $148,400.00 |
| 2015 | 67 | 74 | | | 141 | CUT | |
| 2018 | 70 | 73 | | | 143 | CUT | |
| 2020 | 77 | 65 | | | 142 | CUT | |
| 2021 | 65 | 68 | 72 | 63 | 268 | T15 | 91,342.23 |
| | | | | | | **Total** | **$239,742.22** |

**Ventura, Kristoffer (68.84)**

| Year | 1st | 2nd | 3rd | 4th | Total | Finish | Money |
|---|---|---|---|---|---|---|---|
| 2020 | 69 | 68 | 63 | 72 | 272 | T37 | $29,120.00 |
| 2021 | 71 | 70 | | | 141 | CUT | |
| | | | | | | **Total** | **$29,120.00** |

**Venturi, Ken (73.40)**

| Year | 1st | 2nd | 3rd | 4th | Total | Finish | Money |
|---|---|---|---|---|---|---|---|
| 1958 | 71 | 71 | 68 | 72 | 282 | T16 | $250.00 |
| 1969 | 74 | 77 | | | 151 | CUT | |
| 1975 | 73 | 77 | 78 | 73 | 301 | T70 | 113.34 |
| | | | | | | **Total** | **$363.34** |

**Veriato, Steven (75.50)**

| Year | 1st | 2nd | 3rd | 4th | Total | Finish | Money |
|---|---|---|---|---|---|---|---|
| 1980 | 77 | 74 | | | 151 | CUT | |
| | | | | | | **Total** | |

**Verplank, Scott (71.89)**

| Year | 1st | 2nd | 3rd | 4th | Total | Finish | Money |
|---|---|---|---|---|---|---|---|
| 1987 | 72 | 73 | 73 | 74 | 292 | T20 | $5,712.00 |
| 1988 | 74 | 69 | 72 | 72 | 287 | T36 | 4,506.86 |
| 1989 | 71 | 71 | 76 | 72 | 290 | T28 | 6,368.75 |
| 1990 | 77 | 80 | | | 157 | CUT | |
| 1991 | 76 | 80 | | | 156 | CUT | |
| 1994 | 72 | 77 | | | 149 | CUT | |
| 1995 | 72 | 71 | 69 | 73 | 285 | T36 | 7,065.00 |
| 1997 | 72 | 67 | 72 | 70 | 281 | T14 | 32,300.00 |
| 1998 | 67 | 71 | 66 | 72 | 276 | 2 | 237,600.00 |
| 1999 | 73 | 70 | 70 | 75 | 288 | T48 | 6,534.67 |
| 2000 | 66 | 74 | 70 | 72 | 282 | T8 | 81,000.00 |
| 2001 | 73 | 67 | 71 | 71 | 282 | T36 | 14,365.91 |
| 2013 | 67 | 73 | | | 140 | CUT | |
| 2015 | 71 | 71 | | | 142 | CUT | |
| | | | | | | **Total** | **$395,453.19** |

**Verwey, Bob (72.82)**

| Year | 1st | 2nd | 3rd | 4th | Total | Finish | Money |
|---|---|---|---|---|---|---|---|
| 1960 | 75 | 73 | 72 | 72 | 292 | T33 | |
| 1961 | 76 | 73 | 75 | 70 | 294 | T23 | $285.00 |
| 1962 | 73 | 81 | | | 154 | CUT | |
| 1965 | 70 | 75 | 69 | 72 | 286 | T25 | 687.50 |
| 1966 | 79 | 67 | | | 146 | DQ | |
| 1967 | 72 | 72 | 68 | 72 | 284 | T36 | 597.65 |
| 1968 | 77 | 69 | | | 146 | CUT | |
| | | | | | | **Total** | **$1,570.15** |

**Vick, Matt (78.00)**

| Year | 1st | 2nd | 3rd | 4th | Total | Finish | Money |
|---|---|---|---|---|---|---|---|
| 2021 | 77 | 79 | | | 156 | CUT | |
| | | | | | | **Total** | |

**Villarreal, Armando (72.00)**

| Year | 1st | 2nd | 3rd | 4th | Total | Finish | Money |
|---|---|---|---|---|---|---|---|
| 2014 | 75 | 69 | | | 144 | CUT | |
| | | | | | | **Total** | |

**Villegas, Camilo (68.76)**

| Year | 1st | 2nd | 3rd | 4th | Total | Finish | Money |
|---|---|---|---|---|---|---|---|
| 2006 | 74 | 80 | | | 154 | CUT | |
| 2011 | 70 | 64 | 68 | 66 | 268 | T9 | $140,400.00 |
| 2012 | 72 | 67 | 70 | 74 | 283 | T70 | 10,296.00 |
| 2013 | 69 | 68 | 72 | 67 | 276 | T29 | 32,263.75 |
| 2014 | 63 | 69 | 68 | 63 | 263 | 1 | 954,000.00 |
| 2015 | 66 | 69 | 67 | 68 | 270 | T26 | 39,960.00 |
| 2016 | 72 | 68 | | | 140 | CUT | |
| 2017 | 68 | 68 | 65 | 68 | 269 | T16 | 78,735.00 |
| 2021 | 68 | 67 | 71 | 67 | 273 | T46 | 18,060.80 |
| 2022 | 71 | 71 | | | 142 | CUT | |
| | | | | | | **Total** | **$1,273,715.55** |

**Vines, Ellsworth (73.30)**

| Year | 1st | 2nd | 3rd | 4th | Total | Finish | Money |
|---|---|---|---|---|---|---|---|
| 1947 | | | | | 294 | T12 | $282.50 |
| 1948 | 70 | 69 | 74 | 77 | 290 | T16 | 132.00 |
| 1949 | 73 | 76 | | | 149 | W/D | |
| | | | | | | **Total** | **$414.50** |

**Vinzant, Everette (75.50)**

| Year | 1st | 2nd | 3rd | 4th | Total | Finish | Money |
|---|---|---|---|---|---|---|---|
| 1957 | 74 | 77 | | | 151 | CUT | |
| | | | | | | **Total** | |

**Vogel, T.J. (69.00)**

| Year | 1st | 2nd | 3rd | 4th | Total | Finish | Money |
|---|---|---|---|---|---|---|---|
| 2018 | 69 | 69 | | | 138 | CUT | |
| | | | | | | **Total** | |

**Vorster, Peter (80.00)**

| Year | 1st | 2nd | 3rd | 4th | Total | Finish | Money |
|---|---|---|---|---|---|---|---|
| 1962 | 79 | 81 | | | 160 | CUT | |
| | | | | | | **Total** | |

**Vossler, Ernie (71.75)**

| Year | 1st | 2nd | 3rd | 4th | Total | Finish | Money |
|---|---|---|---|---|---|---|---|
| 1959 | 70 | 71 | 71 | 75 | 287 | T14 | $327.50 |
| | | | | | | **Total** | **$327.50** |

**Vranesh, Brian (70.00)**

| Year | 1st | 2nd | 3rd | 4th | Total | Finish | Money |
|---|---|---|---|---|---|---|---|
| 2009 | 70 | 70 | | | 140 | CUT | |
| | | | | | | **Total** | |

**Wadkins, Bobby (73.18)**

| Year | 1st | 2nd | 3rd | 4th | Total | Finish | Money |
|---|---|---|---|---|---|---|---|
| 1975 | 83 | | | | 83 | W/D | |
| 1976 | 78 | | | | 78 | W/D | |
| 1978 | 72 | 71 | 74 | 68 | 285 | T5 | $6,760.00 |
| 1979 | 70 | 73 | 67 | 74 | 284 | 4 | 12,000.00 |
| 1981 | 72 | 75 | 69 | 75 | 291 | T23 | 2,670.00 |
| 1982 | 72 | 67 | 78 | 74 | 291 | T11 | 7,200.00 |
| 1983 | 75 | 72 | 70 | 72 | 289 | T19 | 4,208.89 |
| 1984 | 72 | 82 | | | 154 | CUT | |
| 1985 | 74 | 73 | 72 | 78 | 297 | T43 | 1,282.66 |
| 1986 | 75 | 69 | 68 | 72 | 284 | T17 | 7,750.00 |
| 1987 | 75 | 76 | | | 151 | CUT | |
| 1988 | 73 | 76 | | | 149 | CUT | |
| 1989 | 75 | 75 | | | 150 | CUT | |
| 1990 | 75 | 71 | 74 | 72 | 292 | T44 | 4,125.00 |
| 1991 | 72 | 73 | | | 145 | CUT | |
| 1992 | 75 | 68 | 70 | 73 | 286 | T36 | 5,887.00 |
| 1993 | 75 | 73 | | | 148 | CUT | |
| 1994 | 75 | 69 | 75 | 76 | 295 | T69 | 3,015.00 |
| 1995 | 71 | 77 | | | 148 | CUT | |
| 1996 | 79 | | | | 79 | W/D | |
| 1998 | 68 | 71 | 74 | 72 | 285 | T30 | 12,787.50 |
| | | | | | | **Total** | **$67,686.05** |

**Wadkins, Lanny (71.96)**

| Year | 1st | 2nd | 3rd | 4th | Total | Finish | Money |
|---|---|---|---|---|---|---|---|
| 1969 | 69 | 72 | 74 | 74 | 289 | T67 | |
| 1971 | 69 | 77 | 75 | 72 | 293 | T76 | |
| 1972 | 69 | 69 | 71 | 69 | 278 | T18 | $2,044.00 |
| 1973 | 74 | 72 | | | 146 | CUT | |
| 1974 | 71 | 73 | | | 143 | CUT | |
| 1976 | 69 | 68 | 72 | 70 | 279 | T26 | 1,667.50 |
| 1977 | 72 | 79 | | | 151 | CUT | |
| 1978 | 70 | 72 | 73 | 70 | 285 | T5 | 6,760.00 |
| 1979 | 72 | 74 | 73 | 77 | 296 | T51 | 585.00 |
| 1981 | 70 | 76 | 70 | 74 | 290 | T19 | 3,765.00 |
| 1982 | 69 | 71 | 73 | 77 | 290 | T7 | 9,037.50 |
| 1983 | 72 | 69 | 67 | 67 | 275 | 1 | 72,000.00 |
| 1984 | 73 | 75 | 75 | 67 | 290 | T30 | 2,484.00 |
| 1985 | 69 | 74 | 72 | 74 | 289 | T10 | 9,200.00 |
| 1986 | 75 | 68 | 68 | 69 | 280 | 5 | 20,000.00 |
| 1988 | 71 | 70 | 68 | 75 | 284 | T18 | 11,333.33 |
| 1989 | 74 | 76 | | | 150 | CUT | |
| 1990 | 71 | 73 | 73 | 70 | 287 | T10 | 25,138.89 |
| 1991 | 69 | 65 | 72 | 71 | 277 | T5 | 43,906.25 |
| 1993 | 76 | 73 | | | 149 | CUT | |
| 1994 | 76 | | | | 76 | W/D | |
| 1995 | 73 | 79 | | | 152 | CUT | |
| 1996 | 72 | 73 | 76 | 66 | 287 | T44 | 5,760.00 |
| 1999 | 72 | 69 | 78 | 74 | 293 | T68 | 5,252.00 |
| | | | | | | **Total** | **$218,933.47** |

**Wadsworth, Fred (73.50)**

| Year | 1st | 2nd | 3rd | 4th | Total | Finish | Money |
|---|---|---|---|---|---|---|---|
| 1988 | 72 | 72 | 73 | 70 | 287 | T36 | $4,506.85 |
| 2002 | 76 | 78 | | | 154 | CUT | |
| | | | | | | **Total** | **$4,506.85** |

**Wagner, Johnson (67.98)**

| Year | 1st | 2nd | 3rd | 4th | Total | Finish | Money |
|---|---|---|---|---|---|---|---|
| 2007 | 68 | 68 | 69 | 69 | 274 | T20 | $52,142.86 |
| 2009 | 66 | 66 | 71 | 69 | 272 | T32 | 24,820.00 |
| 2010 | 73 | 65 | | | 138 | CUT | |
| 2011 | 69 | 67 | 67 | 72 | 275 | T52 | 12,004.57 |
| 2013 | 71 | 69 | | | 140 | CUT | |
| 2014 | 66 | 67 | 70 | 70 | 273 | T38 | 21,730.00 |
| 2015 | 68 | 70 | | | 138 | CUT | |
| 2016 | 66 | 68 | 65 | 67 | 266 | T5 | 189,840.00 |
| 2017 | 67 | 64 | 65 | 74 | 270 | T24 | 49,445.00 |
| 2018 | 70 | 66 | 67 | 66 | 269 | T33 | 33,900.00 |
| 2019 | 63 | 69 | 67 | 66 | 265 | T13 | 109,533.33 |
| 2021 | 68 | 69 | 68 | 70 | 275 | T55 | 14,976.00 |
| | | | | | | **Total** | **$508,391.76** |

**Wagner, Leonard (77.50)**

| Year | 1st | 2nd | 3rd | 4th | Total | Finish | Money |
|---|---|---|---|---|---|---|---|
| 1961 | 79 | 76 | | | 155 | CUT | |
| | | | | | | **Total** | |

**Waite, Grant (73.81)**

| Year | 1st | 2nd | 3rd | 4th | Total | Finish | Money |
|---|---|---|---|---|---|---|---|
| 1990 | 74 | 72 | 76 | 77 | 299 | T63 | $2,637.50 |
| 1993 | 74 | 73 | 70 | 73 | 290 | T39 | 6,300.00 |
| 1994 | 74 | 71 | 77 | 74 | 296 | T71 | 2,940.00 |
| 1995 | 74 | 80 | | | 154 | CUT | |
| 1997 | 74 | 71 | | | 145 | CUT | |
| 1998 | 76 | 69 | | | 145 | CUT | |
| 1999 | 73 | 76 | | | 149 | CUT | |
| 2000 | 71 | 72 | 74 | 75 | 292 | T56 | 6,690.00 |
| 2001 | 71 | 73 | | | 144 | CUT | |
| 2002 | 75 | 70 | | | 145 | CUT | |
| 2004 | 73 | 76 | | | 149 | CUT | |
| 2007 | 72 | 82 | | | 154 | CUT | |
| | | | | | | **Total** | **$18,567.50** |

**Walcher, Rocky (74.50)**

| Year | 1st | 2nd | 3rd | 4th | Total | Finish | Money |
|---|---|---|---|---|---|---|---|
| 2001 | 76 | 73 | | | 149 | CUT | |
| | | | | | | **Total** | |

**Waldorf, Duffy (71.83)**

| Year | 1st | 2nd | 3rd | 4th | Total | Finish | Money |
|---|---|---|---|---|---|---|---|
| 1987 | 73 | 74 | 72 | 74 | 293 | T30 | $3,487.50 |
| 1989 | 71 | 68 | 81 | 76 | 296 | T68 | 2,000.00 |
| 1990 | 72 | 71 | 81 | 76 | 300 | T67 | 2,562.50 |
| 1991 | 71 | 70 | 63 | 75 | 279 | T12 | 26,250.00 |
| 1994 | 69 | 74 | 73 | 73 | 289 | T44 | 4,062.50 |
| 1996 | 73 | 65 | 67 | 71 | 276 | 2 | 194,400.00 |
| 1997 | 72 | 76 | | | 148 | CUT | |
| 1998 | 72 | 74 | | | 146 | CUT | |
| 2002 | 71 | 70 | 74 | 68 | 283 | T19 | 47,690.00 |
| 2004 | 71 | 73 | | | 144 | CUT | |
| 2005 | 69 | 71 | 67 | 70 | 277 | T21 | 48,357.14 |
| 2007 | 72 | 70 | | | 142 | CUT | |
| | | | | | | **Total** | **$328,809.64** |

**Walker, James (80.50)**

| Year | 1st | 2nd | 3rd | 4th | Total | Finish | Money |
|---|---|---|---|---|---|---|---|
| 1953 | 84 | 77 | | | 161 | CUT | |
| | | | | | | **Total** | |

**Walker, Jimmy (69.61)**

| Year | 1st | 2nd | 3rd | 4th | Total | Finish | Money |
|---|---|---|---|---|---|---|---|
| 2008 | 70 | 73 | | | 143 | CUT | |
| 2009 | 70 | 67 | 70 | | 207 | T71 | $9,792.00 |
| 2010 | 73 | 66 | | | 139 | CUT | |
| 2011 | 65 | 71 | 74 | 68 | 278 | T66 | 10,608.00 |
| 2012 | 66 | 62 | 71 | 67 | 266 | T4 | 214,933.33 |
| 2013 | 69 | 73 | | | 142 | CUT | |
| 2016 | 74 | 68 | | | 142 | CUT | |
| 2019 | 68 | 74 | | | 142 | CUT | |
| 2023 | 72 | 70 | | | 142 | CUT | |
| | | | | | | **Total** | **$235,333.33** |

**Walker, Steve (80.00)**

| Year | 1st | 2nd | 3rd | 4th | Total | Finish | Money |
|---|---|---|---|---|---|---|---|
| 1969 | 79 | 81 | | | 160 | CUT | |
| | | | | | | **Total** | |

**Wall, Art (71.07)**

| Year | 1st | 2nd | 3rd | 4th | Total | Finish | Money |
|---|---|---|---|---|---|---|---|
| 1950 | 71 | 71 | 76 | 75 | 293 | T32 | |
| 1951 | 77 | 77 | 70 | 82 | 306 | T43 | |
| 1952 | 70 | 69 | 67 | 74 | 280 | 6 | $600.00 |
| 1953 | 70 | 67 | 68 | 70 | 275 | 4 | 800.00 |
| 1954 | 74 | 71 | 73 | 75 | 293 | T23 | |
| 1955 | 66 | 68 | 69 | 71 | 274 | T2 | 1,335.00 |
| 1956 | 72 | 73 | 73 | 74 | 292 | T21 | 130.00 |
| 1957 | 75 | 70 | 72 | 71 | 288 | T22 | 155.00 |
| 1958 | 70 | 69 | 71 | 67 | 277 | T2 | 1,080.00 |
| 1959 | 69 | 67 | 70 | 74 | 280 | 2 | 1,500.00 |
| 1962 | 72 | 72 | 71 | 74 | 289 | T18 | 640.00 |
| 1963 | 70 | 71 | 68 | 68 | 277 | T4 | 1,766.67 |
| 1965 | 76 | 73 | | | 149 | CUT | |
| 1968 | 74 | 68 | 68 | 71 | 281 | T29 | 979.69 |
| 1969 | 68 | 69 | 75 | 73 | 285 | T50 | 280.00 |
| 1970 | 74 | 73 | | | 147 | CUT | |
| 1971 | 68 | 73 | 69 | 70 | 280 | T14 | 3,135.00 |
| 1972 | 72 | 69 | 69 | 69 | 279 | T28 | 1,450.00 |
| 1973 | 67 | 71 | 68 | 70 | 276 | T18 | 2,092.36 |
| 1976 | 74 | 69 | 69 | 68 | 280 | T32 | 1,219.00 |
| | | | | | | **Total** | **$17,162.72** |

**Wall, Fletcher (74.67)**

| Year | 1st | 2nd | 3rd | 4th | Total | Finish | Money |
|---|---|---|---|---|---|---|---|
| 1955 | 70 | 76 | 73 | 73 | 292 | T35 | |
| 1956 | 79 | 77 | | | 156 | CUT | |
| | | | | | | **Total** | |

**Wallace, Matt (69.38)**

| Year | 1st | 2nd | 3rd | 4th | Total | Finish | Money |
|---|---|---|---|---|---|---|---|
| 2020 | 69 | 70 | | | 139 | CUT | |
| 2022 | 71 | 69 | | | 140 | CUT | |
| 2023 | 67 | 68 | 70 | 71 | 276 | T45 | $22,116.00 |
| | | | | | | **Total** | **$22,116.00** |

**Wallace, Stuart (81.50)**

| Year | 1st | 2nd | 3rd | 4th | Total | Finish | Money |
|---|---|---|---|---|---|---|---|
| 1956 | 83 | 80 | | | 163 | CUT | |
| | | | | | | **Total** | |

**Walsh, Frank (71.50)**

| Year | 1st | 2nd | 3rd | 4th | Total | Finish | Money |
|---|---|---|---|---|---|---|---|
| 1940 | 146 | 72 | 68 | | 286 | 13 | $110.80 |
| | | | | | | **Total** | **$110.80** |

**Walters, Mike (74.00)**

| Year | 1st | 2nd | 3rd | 4th | Total | Finish | Money |
|---|---|---|---|---|---|---|---|
| 1977 | 76 | 72 | | | 148 | CUT | |
| | | | | | | **Total** | |

**Waltman, Retief (74.50)**

| Year | 1st | 2nd | 3rd | 4th | Total | Finish | Money |
|---|---|---|---|---|---|---|---|
| 1959 | 73 | 75 | 70 | 78 | 296 | T39 | |
| 1960 | 78 | 73 | | | 151 | CUT | |
| | | | | | | **Total** | |

**Walzel, Bobby (71.24)**

| Year | 1st | 2nd | 3rd | 4th | Total | Finish | Money |
|---|---|---|---|---|---|---|---|
| 1974 | 70 | 70 | 71 | 70 | 281 | T32 | $1,303.62 |
| 1976 | 72 | 69 | 69 | 68 | 278 | T21 | 2,185.00 |
| 1977 | 73 | 70 | 74 | 69 | 286 | T20 | 2,266.00 |
| 1979 | 68 | 75 | 74 | 72 | 289 | T9 | 6,750.00 |
| 1980 | 75 | | | | 75 | W/D | |
| 1981 | 70 | 74 | 70 | 73 | 287 | T7 | 8,121.43 |
| | | | | | | **Total** | **$20,626.05** |

**Wampler, Fred (71.65)**

| Year | 1st | 2nd | 3rd | 4th | Total | Finish | Money |
|---|---|---|---|---|---|---|---|
| 1953 | 69 | 68 | 77 | 70 | 284 | T13 | $255.00 |
| 1954 | 77 | 73 | 74 | 73 | 297 | 34 | |
| 1955 | 72 | 71 | 72 | 72 | 287 | T25 | 25.00 |
| 1956 | 74 | 70 | 64 | 71 | 279 | 2 | 1,500.00 |
| 1957 | 71 | 71 | 70 | 74 | 286 | T16 | 280.00 |
| | | | | | | **Total** | **$2,060.00** |

**Ward, Dalton (72.50)**

| Year | 1st | 2nd | 3rd | 4th | Total | Finish | Money |
|---|---|---|---|---|---|---|---|
| 2015 | 70 | 75 | | | 145 | CUT | |
| | | | | | | **Total** | |

**Ward, Jim (80.00)**

| Year | 1st | 2nd | 3rd | 4th | Total | Finish | Money |
|---|---|---|---|---|---|---|---|
| 1957 | 85 | 75 | | | 160 | CUT | |
| | | | | | | **Total** | |

**Ward, Jr., Harvie (75.30)**

| Year | 1st | 2nd | 3rd | 4th | Total | Finish | Money |
|---|---|---|---|---|---|---|---|
| 1950 | 74 | 77 | 77 | 70 | 298 | T46 | |
| 1951 | 73 | 75 | 73 | 75 | 296 | T24 | |
| 1977 | 82 | 77 | | | 159 | CUT | |
| | | | | | | **Total** | |

**Warren, Charles (69.08)**

| Year | 1st | 2nd | 3rd | 4th | Total | Finish | Money |
|---|---|---|---|---|---|---|---|
| 1999 | 69 | 72 | 80 | 73 | 294 | 71 | $5,148.00 |
| 2005 | 62 | 74 | 70 | 65 | 271 | T3 | 260,000.00 |
| 2007 | 68 | 67 | 70 | 68 | 273 | T13 | 85,714.29 |
| 2008 | 67 | 66 | 69 | 69 | 271 | T36 | 25,143.00 |
| 2009 | 67 | 72 | | | 139 | CUT | |
| 2010 | 67 | 69 | 69 | 68 | 273 | T65 | 10,455.00 |
| 2011 | 67 | 68 | 75 | 65 | 275 | T52 | 12,004.58 |
| | | | | | | **Total** | **$398,464.87** |

**Watkins, Aaron (70.25)**

| Year | 1st | 2nd | 3rd | 4th | Total | Finish | Money |
|---|---|---|---|---|---|---|---|
| 2009 | 68 | 71 | | | 139 | CUT | |
| 2013 | 69 | 73 | | | 142 | CUT | |
| | | | | | | **Total** | |

**Watkins, Carl (81.00)**

| Year | 1st | 2nd | 3rd | 4th | Total | Finish | Money |
|---|---|---|---|---|---|---|---|
| 1962 | 77 | 85 | | | 162 | CUT | |
| | | | | | | **Total** | |

**Watkins, Randy (75.00)**

| Year | 1st | 2nd | 3rd | 4th | Total | Finish | Money |
|---|---|---|---|---|---|---|---|
| 1984 | 72 | 78 | | | 150 | CUT | |
| | | | | | | **Total** | |

**Watkins, Scott (74.17)**

| Year | 1st | 2nd | 3rd | 4th | Total | Finish | Money |
|---|---|---|---|---|---|---|---|
| 1980 | 72 | 74 | 76 | 73 | 295 | T64 | $520.00 |
| 1984 | 74 | 76 | | | 150 | CUT | |
| | | | | | | **Total** | **$520.00** |

**Watney, Nick (69.36)**

| Year | 1st | 2nd | 3rd | 4th | Total | Finish | Money |
|---|---|---|---|---|---|---|---|
| 2005 | 73 | 70 | | | 143 | CUT | |
| 2006 | 64 | 71 | 74 | 68 | 277 | T6 | $151,250.00 |
| 2008 | 71 | 67 | | | 138 | CUT | |
| 2012 | 66 | 69 | 70 | 68 | 273 | T31 | 30,160.00 |
| 2013 | 72 | 69 | | | 141 | CUT | |
| 2014 | 67 | 64 | 65 | 70 | 266 | T5 | 193,450.00 |
| 2015 | 66 | 65 | 68 | 72 | 271 | T31 | 30,625.71 |
| 2017 | 70 | 70 | | | 140 | CUT | |
| 2018 | 70 | 71 | | | 141 | CUT | |
| 2019 | 71 | 72 | | | 143 | CUT | |
| 2020 | 68 | 71 | | | 139 | CUT | |
| 2021 | 69 | 70 | | | 139 | CUT | |
| 2022 | 74 | 71 | | | 145 | CUT | |
| 2023 | 75 | 66 | | | 142 | CUT | |
| | | | | | | **Total** | **$405,485.71** |

**Watson, Bob (75.60)**

| Year | 1st | 2nd | 3rd | 4th | Total | Finish | Money |
|---|---|---|---|---|---|---|---|
| 1953 | 72 | 73 | 77 | | 222 | W/D | |
| 1967 | 77 | 79 | | | 156 | CUT | |
| | | | | | | **Total** | |

**Watson, Bubba (69.42)**

| Year | 1st | 2nd | 3rd | 4th | Total | Finish | Money |
|---|---|---|---|---|---|---|---|
| 2006 | 69 | 70 | 72 | 71 | 282 | T31 | $27,750.00 |
| 2008 | 70 | 68 | | | 138 | CUT | |
| 2009 | 71 | 69 | | | 140 | CUT | |
| 2021 | 67 | 69 | 70 | 67 | 273 | T46 | 18,060.80 |
| | | | | | | **Total** | **$45,810.80** |

**Watson, Denis (73.30)**

| Year | 1st | 2nd | 3rd | 4th | Total | Finish | Money |
|---|---|---|---|---|---|---|---|
| 1980 | 71 | 77 | | | 148 | CUT | |
| 1982 | 72 | 65 | 76 | 77 | 290 | T7 | $9,037.50 |
| 1983 | 69 | 72 | 67 | 72 | 280 | T2 | 35,200.00 |
| 1984 | 77 | 79 | | | 156 | CUT | |
| 1985 | 74 | 75 | 73 | 74 | 296 | T37 | 1,760.00 |
| 1988 | 73 | 73 | | | 146 | CUT | |
| 1993 | 74 | 76 | | | 150 | CUT | |
| | | | | | | **Total** | **$45,997.50** |

**Watson, Roger (74.00)**

| Year | 1st | 2nd | 3rd | 4th | Total | Finish | Money |
|---|---|---|---|---|---|---|---|
| 1976 | 74 | 74 | | | 148 | CUT | |
| | | | | | | **Total** | |

**Watson, Tom (71.80)**

| Year | 1st | 2nd | 3rd | 4th | Total | Finish | Money |
|---|---|---|---|---|---|---|---|
| 1973 | 73 | 72 | | | 145 | CUT | |
| 1975 | 76 | 69 | 74 | 69 | 288 | T20 | $2,305.00 |
| 1993 | 75 | 70 | 72 | 68 | 285 | T12 | 26,812.50 |
| | | | | | | **Total** | **$29,117.50** |

**Watts, Brian (70.33)**

| Year | 1st | 2nd | 3rd | 4th | Total | Finish | Money |
|---|---|---|---|---|---|---|---|
| 1991 | 71 | 74 | | | 145 | CUT | |
| 2001 | 70 | 68 | 69 | 70 | 277 | T12 | $68,600.00 |
| | | | | | | **Total** | **$68,600.00** |

**Weathers, Bob (77.00)**

| Year | 1st | 2nd | 3rd | 4th | Total | Finish | Money |
|---|---|---|---|---|---|---|---|
| 1960 | 77 | 77 | | | 154 | CUT | |
| | | | | | | **Total** | |

**Weaver, Bert (71.71)**

| Year | 1st | 2nd | 3rd | 4th | Total | Finish | Money |
|---|---|---|---|---|---|---|---|
| 1957 | 75 | 72 | 77 | 70 | 294 | T37 | |
| 1958 | 72 | 74 | 70 | 71 | 287 | T27 | $76.67 |
| 1961 | 73 | 71 | 73 | 72 | 289 | T10 | 800.00 |
| 1962 | 70 | 71 | 74 | 74 | 289 | T18 | 640.00 |
| 1965 | 70 | 71 | 73 | 67 | 281 | T7 | 2,275.00 |
| 1968 | 71 | 71 | 70 | 69 | 281 | T29 | 979.69 |
| | | | | | | **Total** | **$4,771.36** |

**Weaver, Buddy (73.75)**

| Year | 1st | 2nd | 3rd | 4th | Total | Finish | Money |
|---|---|---|---|---|---|---|---|
| 1955 | 74 | 72 | 74 | 75 | 295 | T44 | |
| | | | | | | **Total** | |

**Weaver, DeWitt (73.29)**

| Year | 1st | 2nd | 3rd | 4th | Total | Finish | Money |
|---|---|---|---|---|---|---|---|
| 1965 | 76 | 74 | | | 150 | CUT | |
| 1968 | 77 | 75 | | | 152 | CUT | |
| 1969 | 75 | 75 | | | 150 | CUT | |
| 1970 | 79 | 71 | | | 150 | CUT | |
| 1973 | 73 | 72 | | | 145 | CUT | |
| 1976 | 68 | 73 | 68 | 70 | 279 | T26 | $1,667.50 |
| | | | | | | **Total** | **$1,667.50** |

**Weaver, Drew (67.83)**

| Year | 1st | 2nd | 3rd | 4th | Total | Finish | Money |
|---|---|---|---|---|---|---|---|
| 2008 | 69 | 69 | | | 138 | CUT | |
| 2010 | 67 | 70 | 64 | 68 | 269 | T41 | $17,365.50 |
| | | | | | | **Total** | **$17,365.50** |

**Webb, Bill (72.75)**

| Year | 1st | 2nd | 3rd | 4th | Total | Finish | Money |
|---|---|---|---|---|---|---|---|
| 1958 | 74 | 71 | 74 | 72 | 291 | T42 | |
| | | | | | | **Total** | |

**Webb, Gene (75.25)**

| Year | 1st | 2nd | 3rd | 4th | Total | Finish | Money |
|---|---|---|---|---|---|---|---|
| 1950 | 79 | 70 | 76 | 76 | 301 | T52 | |
| | | | | | | **Total** | |

**Webb, Larry (76.50)**

| Year | 1st | 2nd | 3rd | 4th | Total | Finish | Money |
|---|---|---|---|---|---|---|---|
| 1979 | 76 | 77 | | | 153 | CUT | |
| | | | | | | **Total** | |

**Weber, Ron (74.67)**

| Year | 1st | 2nd | 3rd | 4th | Total | Finish | Money |
|---|---|---|---|---|---|---|---|
| 1962 | 73 | 75 | 75 | 77 | 300 | T57 | |
| 1967 | 72 | 76 | | | 148 | CUT | |
| | | | | | | **Total** | |

**Weekley, Boo (69.23)**

| Year | 1st | 2nd | 3rd | 4th | Total | Finish | Money |
|---|---|---|---|---|---|---|---|
| 2002 | 74 | 74 | | | 148 | CUT | |
| 2009 | 65 | 67 | 72 | 68 | 272 | T32 | $24,820.00 |
| 2010 | 64 | 67 | 71 | 69 | 271 | T53 | 11,433.27 |
| 2011 | 70 | 68 | | | 138 | CUT | |
| 2012 | 70 | 70 | | | 140 | CUT | |
| 2013 | 69 | 67 | 73 | 68 | 277 | T37 | 22,260.00 |
| 2014 | 72 | 68 | | | 140 | CUT | |
| 2015 | 69 | 70 | | | 139 | CUT | |
| 2016 | 70 | 66 | 70 | 72 | 278 | 71 | 11,088.00 |
| 2019 | 67 | 67 | 69 | 71 | 274 | T69 | 12,400.00 |
| | | | | | | **Total** | **$82,001.27** |

**Weibring, D.A. (74.29)**

| Year | 1st | 2nd | 3rd | 4th | Total | Finish | Money |
|---|---|---|---|---|---|---|---|
| 1979 | 75 | 76 | | | 151 | CUT | |
| 1981 | 74 | 74 | 75 | 76 | 299 | T67 | $609.00 |
| 1982 | 71 | 68 | 75 | 76 | 290 | T7 | 9,037.50 |
| 1984 | 70 | 75 | 82 | 73 | 300 | 70 | 800.00 |
| | | | | | | **Total** | **$10,446.50** |

**Weibring, Matt (68.00)**

| Year | 1st | 2nd | 3rd | 4th | Total | Finish | Money |
|---|---|---|---|---|---|---|---|
| 2009 | 68 | 66 | 68 | 70 | 272 | T32 | $24,820.00 |
| | | | | | | **Total** | **$24,820.00** |

**Weir, Mike (71.11)**

| Year | 1st | 2nd | 3rd | 4th | Total | Finish | Money |
|---|---|---|---|---|---|---|---|
| 1998 | 77 | 77 | | | 154 | CUT | |
| 1999 | 70 | 68 | 74 | 71 | 283 | T25 | $19,846.67 |
| 2006 | 68 | 75 | | | 143 | CUT | |
| 2010 | 67 | 71 | | | 138 | CUT | |
| 2013 | 72 | 72 | | | 144 | CUT | |
| 2014 | 66 | 74 | | | 140 | CUT | |
| 2019 | 67 | 69 | 68 | 74 | 278 | 76 | 11,656.00 |
| | | | | | | **Total** | **$31,502.67** |

**Weiskopf, Tom (70.87)**

| Year | 1st | 2nd | 3rd | 4th | Total | Finish | Money |
|---|---|---|---|---|---|---|---|
| 1966 | 68 | 67 | 71 | 70 | 276 | 2 | $12,000.00 |
| 1967 | 73 | 72 | 71 | 70 | 286 | T49 | 85.42 |
| 1968 | 69 | 70 | 70 | 72 | 281 | T29 | 979.68 |
| 1969 | 67 | 72 | 67 | 68 | 274 | T2 | 12,373.33 |
| 1970 | 68 | 70 | 69 | 74 | 281 | T25 | 1,386.00 |
| 1971 | 69 | 72 | 70 | 71 | 282 | T28 | 1,220.75 |
| 1972 | 68 | 77 | | | 145 | CUT | |
| 1973 | 68 | 72 | 68 | 69 | 277 | T29 | 1,428.00 |
| 1975 | 64 | 71 | 72 | 68 | 275 | 1 | 45,000.00 |
| 1976 | 69 | 68 | 68 | 69 | 274 | T6 | 7,475.00 |
| 1977 | 74 | 74 | | | 148 | CUT | |
| 1979 | 71 | 76 | 75 | 73 | 295 | T44 | 737.86 |
| 1981 | 71 | 76 | 70 | 76 | 293 | T35 | 1,324.50 |
| 1983 | 73 | 77 | | | 150 | CUT | |
| 1992 | 73 | 75 | | | 148 | CUT | |
| | | | | | | **Total** | **$84,010.54** |

**Welch, Harry (78.67)**

| Year | 1st | 2nd | 3rd | 4th | Total | Finish | Money |
|---|---|---|---|---|---|---|---|
| 1952 | 76 | 77 | 83 | | 236 | W/D | |
| | | | | | | **Total** | |

**Wells, Chip (75.50)**

| Year | 1st | 2nd | 3rd | 4th | Total | Finish | Money |
|---|---|---|---|---|---|---|---|
| 1991 | 74 | 77 | | | 151 | CUT | |
| | | | | | | **Total** | |

**Wells, John (76.00)**

| Year | 1st | 2nd | 3rd | 4th | Total | Finish | Money |
|---|---|---|---|---|---|---|---|
| 1968 | 75 | 77 | | | 152 | CUT | |
| | | | | | | **Total** | |

**Wentworth, Kevin (72.67)**

| Year | 1st | 2nd | 3rd | 4th | Total | Finish | Money |
|---|---|---|---|---|---|---|---|
| 1998 | 69 | 71 | 74 | 76 | 290 | T62 | $4,664.00 |
| 1999 | 74 | 72 | | | 146 | CUT | |
| 2000 | 73 | 71 | 71 | 75 | 290 | T46 | 8,022.86 |
| 2001 | 75 | 71 | | | 146 | CUT | |
| | | | | | | **Total** | **$12,686.86** |

**Werbylo, Trevor (70.00)**

| Year | 1st | 2nd | 3rd | 4th | Total | Finish | Money |
|---|---|---|---|---|---|---|---|
| 2023 | 70 | 69 | | | 139 | CUT | |
| | | | | | | **Total** | |

**Werenski, Richy (68.17)**

| Year | 1st | 2nd | 3rd | 4th | Total | Finish | Money |
|---|---|---|---|---|---|---|---|
| 2017 | 67 | 66 | 64 | 69 | 266 | T10 | $145,000.00 |
| 2018 | 68 | 69 | 72 | 64 | 273 | T53 | 13,890.00 |
| 2019 | 68 | 68 | 68 | 66 | 270 | T39 | 22,940.00 |
| 2021 | 67 | 70 | 70 | 65 | 272 | T37 | 26,560.00 |
| 2022 | 70 | 65 | 67 | 68 | 270 | T13 | 123,187.50 |
| 2023 | 67 | 68 | 74 | 76 | 285 | T71 | $15,124.00 |
| | | | | | | **Total** | **$362,053.50** |

**West, Mike (72.50)**

| Year | 1st | 2nd | 3rd | 4th | Total | Finish | Money |
|---|---|---|---|---|---|---|---|
| 1986 | 72 | 72 | 72 | 74 | 290 | T53 | $1,157.50 |
| | | | | | | **Total** | **$1,157.50** |

**Westmoreland, Kyle (69.00)**

| Year | 1st | 2nd | 3rd | 4th | Total | Finish | Money |
|---|---|---|---|---|---|---|---|
| 2023 | 66 | 70 | 65 | 75 | 276 | T45 | $22,116.00 |
| | | | | | | **Total** | **$22,116.00** |

**Wetterich, Brett (71.30)**

| Year | 1st | 2nd | 3rd | 4th | Total | Finish | Money |
|---|---|---|---|---|---|---|---|
| 2000 | 77 | 71 | | | 148 | CUT | |
| 2002 | 75 | 78 | | | 153 | CUT | |
| 2005 | 71 | 73 | | | 144 | CUT | |
| 2010 | 70 | 66 | 68 | 64 | 268 | T34 | $25,208.58 |
| | | | | | | **Total** | **$25,208.58** |

**Whaley, Allan (86.50)**

| Year | 1st | 2nd | 3rd | 4th | Total | Finish | Money |
|---|---|---|---|---|---|---|---|
| 1957 | 86 | 87 | | | 173 | CUT | |
| | | | | | | **Total** | |

**Werbylo, Trevor (70.00)**

| Year | 1st | 2nd | 3rd | 4th | Total | Finish | Money |
|---|---|---|---|---|---|---|---|
| 2023 | 71 | 69 | | | 140 | CUT | |
| | | | | | | **Total** | |

**Whaley, Allen (84.00)**

| Year | 1st | 2nd | 3rd | 4th | Total | Finish | Money |
|---|---|---|---|---|---|---|---|
| 1958 | 83 | 85 | | | 168 | CUT | |
| | | | | | | **Total** | |

**Whaley, Vincent (69.75)**

| Year | 1st | 2nd | 3rd | 4th | Total | Finish | Money |
|---|---|---|---|---|---|---|---|
| 2020 | 71 | 66 | 66 | 69 | 272 | T37 | $29,120.00 |
| 2021 | 70 | 74 | | | 144 | CUT | |
| 2022 | 67 | 75 | | | 142 | CUT | |
| | | | | | | **Total** | **$29,120.00** |

**Whalley, Ed (74.00)**

| Year | 1st | 2nd | 3rd | 4th | Total | Finish | Money |
|---|---|---|---|---|---|---|---|
| 1957 | 76 | 78 | | | 154 | CUT | |
| 1958 | 71 | 71 | 73 | 75 | 290 | T38 | |
| | | | | | | **Total** | |

**Wharton, Frank (72.88)**

| Year | 1st | 2nd | 3rd | 4th | Total | Finish | Money |
|---|---|---|---|---|---|---|---|
| 1965 | 73 | 72 | 73 | 74 | 292 | T53 | |
| 1966 | 77 | 69 | 72 | 73 | 291 | T51 | |
| | | | | | | **Total** | |

**Wheatcroft, Steve (70.14)**

| Year | 1st | 2nd | 3rd | 4th | Total | Finish | Money |
|---|---|---|---|---|---|---|---|
| 2007 | 68 | 66 | 71 | 73 | 278 | T49 | $12,025.00 |
| 2010 | 69 | 70 | | | 139 | CUT | |
| 2012 | 74 | 69 | | | 143 | CUT | |
| 2015 | 67 | 71 | | | 138 | CUT | |
| 2016 | 68 | 74 | | | 142 | CUT | |
| 2018 | 71 | 71 | | | 142 | CUT | |
| | | | | | | **Total** | **$12,025.00** |

**Whisman, Greg (78.00)**

| Year | 1st | 2nd | 3rd | 4th | Total | Finish | Money |
|---|---|---|---|---|---|---|---|
| 1991 | 75 | 81 | | | 156 | CUT | |
| | | | | | | **Total** | |

**White, Buck (73.75)**

| Year | 1st | 2nd | 3rd | 4th | Total | Finish | Money |
|---|---|---|---|---|---|---|---|
| 1949 | 71 | 74 | 71 | 74 | 290 | T23 | |
| 1950 | 73 | 76 | 75 | 76 | 300 | 51 | |
| | | | | | | **Total** | |

**White, Carlton (72.17)**

| Year | 1st | 2nd | 3rd | 4th | Total | Finish | Money |
|---|---|---|---|---|---|---|---|
| 1976 | 70 | 70 | 72 | 72 | 284 | T56 | $465.75 |
| 1977 | 75 | 74 | | | 149 | CUT | |
| | | | | | | **Total** | **$465.75** |

**White, Larry (74.50)**

| Year | 1st | 2nd | 3rd | 4th | Total | Finish | Money |
|---|---|---|---|---|---|---|---|
| 1973 | 73 | 76 | | | 149 | CUT | |
| | | | | | | **Total** | |

**White, Mike (76.00)**

| Year | 1st | 2nd | 3rd | 4th | Total | Finish | Money |
|---|---|---|---|---|---|---|---|
| 1980 | 78 | 74 | | | 152 | CUT | |
| | | | | | | **Total** | |

**White, Orville (72.14)**

| Year | 1st | 2nd | 3rd | 4th | Total | Finish | Money |
|---|---|---|---|---|---|---|---|
| 1938 | 147 | 68 | 70 | | 285 | T7 | $215.00 |
| 1945 | | | | | 288 | 7 | 360.00 |
| 1946 | | | | | 283 | T6 | 383.33 |
| 1949 | 71 | 77 | | | 148 | W/D | |
| 1956 | 74 | 70 | 73 | 75 | 292 | T21 | 130.00 |
| 1957 | 72 | 71 | 73 | 75 | 291 | T31 | |
| | | | | | | **Total** | **$1,088.33** |

**White, Jr., Severn (77.00)**

| Year | 1st | 2nd | 3rd | 4th | Total | Finish | Money |
|---|---|---|---|---|---|---|---|
| 1956 | 77 | 77 | | | 154 | W/D | |
| | | | | | | **Total** | |

**Whitfield, David (78.00)**

| Year | 1st | 2nd | 3rd | 4th | Total | Finish | Money |
|---|---|---|---|---|---|---|---|
| 1985 | 77 | 79 | | | 156 | CUT | |
| | | | | | | **Total** | |

**Whitt, Don (72.30)**

| Year | 1st | 2nd | 3rd | 4th | Total | Finish | Money |
|---|---|---|---|---|---|---|---|
| 1956 | 73 | 75 | 72 | 77 | 297 | T37 | |
| 1957 | 71 | 74 | 78 | 76 | 299 | T58 | |
| 1958 | 67 | 77 | 71 | 75 | 290 | T38 | |
| 1960 | 71 | 71 | 69 | 66 | 277 | 3 | $1,400.00 |
| 1969 | 71 | 72 | 67 | 73 | 283 | T30 | 819.20 |
| | | | | | | **Total** | **$2,219.20** |

**Whittaker, Ron (71.83)**

| Year | 1st | 2nd | 3rd | 4th | Total | Finish | Money |
|---|---|---|---|---|---|---|---|
| 1996 | 74 | 76 | | | 150 | CUT | |
| 2006 | 67 | 76 | | | 143 | CUT | |
| 2008 | 70 | 68 | | | 138 | CUT | |
| | | | | | | **Total** | |

**Whittle, John (74.75)**

| Year | 1st | 2nd | 3rd | 4th | Total | Finish | Money |
|---|---|---|---|---|---|---|---|
| 1952 | 74 | 72 | 76 | 77 | 299 | T33 | |
| | | | | | | **Total** | |

**Wi, Charlie (69.70)**

| Year | 1st | 2nd | 3rd | 4th | Total | Finish | Money |
|---|---|---|---|---|---|---|---|
| 2005 | 70 | 71 | 70 | 71 | 282 | T51 | $11,840.00 |
| 2007 | 68 | 67 | 70 | 73 | 278 | T49 | 12,025.00 |
| 2012 | 72 | 67 | 70 | 69 | 278 | T58 | 11,440.00 |
| 2013 | 68 | 65 | 75 | 72 | 280 | T60 | 11,448.00 |
| 2014 | 70 | 66 | 71 | 69 | 276 | T51 | 12,472.67 |
| | | | | | | **Total** | **$59,225.67** |

**Widener, Boots (79.00)**

| Year | 1st | 2nd | 3rd | 4th | Total | Finish | Money |
|---|---|---|---|---|---|---|---|
| 1980 | 80 | 78 | | | 158 | CUT | |
| | | | | | | **Total** | |

**Widener, Jason (70.50)**

| Year | 1st | 2nd | 3rd | 4th | Total | Finish | Money |
|---|---|---|---|---|---|---|---|
| 2017 | 73 | 68 | | | 141 | CUT | |
| | | | | | | **Total** | |

**Wiebe, Mark (72.96)**

| Year | 1st | 2nd | 3rd | 4th | Total | Finish | Money |
|---|---|---|---|---|---|---|---|
| 1984 | 77 | 71 | 77 | 73 | 298 | T67 | $816.00 |
| 1985 | 77 | 74 | | | 151 | CUT | |
| 1986 | 72 | 71 | 71 | 74 | 288 | T33 | 2,425.00 |
| 1987 | 78 | 71 | 78 | 74 | 301 | T71 | 1,182.00 |
| 1988 | 69 | 71 | 69 | 73 | 282 | T10 | 23,000.00 |
| 1989 | 72 | 69 | 71 | 72 | 284 | T8 | 30,000.00 |
| 1990 | 71 | 70 | 75 | 72 | 288 | T19 | 12,409.09 |
| 1991 | 74 | 77 | | | 151 | CUT | |
| 1992 | 74 | 70 | 73 | 74 | 291 | T65 | 2,575.00 |
| 1993 | 72 | 73 | 68 | 70 | 283 | T6 | 50,250.00 |
| 1995 | 75 | 78 | | | 153 | CUT | |
| 1996 | 69 | 76 | 76 | 70 | 291 | T63 | 3,798.00 |
| 1997 | 69 | 73 | 72 | 80 | 294 | 71 | 3,762.00 |
| 1998 | 70 | 77 | | | 147 | CUT | |
| 1999 | 70 | 70 | 72 | 78 | 290 | T57 | 5,746.00 |
| 2000 | 75 | | | | 75 | W/D | |
| | | | | | | **Total** | **$135,963.09** |

**Wiechers, Jim (71.39)**

| Year | 1st | 2nd | 3rd | 4th | Total | Finish | Money |
|---|---|---|---|---|---|---|---|
| 1967 | 77 | 77 | | | 154 | CUT | |
| 1968 | 74 | 73 | | | 147 | CUT | |
| 1969 | 72 | 69 | 72 | 77 | 290 | T73 | $266.66 |
| 1970 | 76 | 67 | 72 | 71 | 286 | T45 | 428.57 |
| 1971 | 74 | 72 | 68 | 70 | 284 | T43 | 630.80 |
| 1972 | 73 | 67 | 73 | 70 | 283 | T46 | 430.44 |
| 1973 | 71 | 67 | 66 | 69 | 273 | T10 | 5,040.00 |
| 1974 | 67 | 68 | 71 | 69 | 275 | T10 | 5,067.60 |
| 1975 | 77 | 73 | 74 | 74 | 298 | T63 | 395.00 |
| 1976 | 66 | 71 | 72 | 71 | 280 | T32 | 1,219.00 |
| | | | | | | **Total** | **$13,478.07** |

**Wilcox, Terry (73.96)**

| Year | 1st | 2nd | 3rd | 4th | Total | Finish | Money |
|---|---|---|---|---|---|---|---|
| 1966 | 68 | 70 | 74 | 73 | 285 | T28 | $700.00 |
| 1967 | 77 | 72 | | | 149 | CUT | |
| 1969 | 70 | 70 | 71 | 72 | 283 | T30 | 819.20 |
| 1970 | 75 | 76 | | | 151 | CUT | |
| 1973 | 76 | 68 | | | 144 | CUT | |
| 1975 | 77 | 72 | 74 | 72 | 295 | T48 | 562.50 |
| 1976 | 76 | 80 | | | 156 | CUT | |
| 1977 | 82 | 77 | | | 159 | CUT | |
| 1979 | 76 | 77 | | | 153 | CUT | |
| | | | | | | **Total** | **$2,081.70** |

**Wilcox, Willy (68.50)**

| Year | 1st | 2nd | 3rd | 4th | Total | Finish | Money |
|---|---|---|---|---|---|---|---|
| 2014 | 67 | 67 | 67 | 70 | 271 | T24 | $41,008.75 |
| 2015 | 70 | 67 | 67 | 66 | 270 | T26 | 39,960.00 |
| 2017 | 71 | 73 | | | 144 | CUT | |
| | | | | | | **Total** | **$80,968.75** |

**Wilkes, Brian (74.75)**

| Year | 1st | 2nd | 3rd | 4th | Total | Finish | Money |
|---|---|---|---|---|---|---|---|
| 1962 | 72 | 76 | 72 | 79 | 299 | T52 | |
| | | | | | | **Total** | |

**Wilkes, Trevor (71.00)**

| Year | 1st | 2nd | 3rd | 4th | Total | Finish | Money |
|---|---|---|---|---|---|---|---|
| 1957 | 71 | 68 | 72 | 73 | 284 | T8 | $600.00 |
| | | | | | | **Total** | **$600.00** |

**Wilkinson, Tim (68.36)**

| Year | 1st | 2nd | 3rd | 4th | Total | Finish | Money |
|---|---|---|---|---|---|---|---|
| 2008 | 66 | 69 | 69 | 74 | 278 | T69 | $10,149.00 |
| 2015 | 68 | 73 | | | 141 | CUT | |
| 2016 | 69 | 67 | 64 | 70 | 270 | T22 | 45,665.45 |
| 2017 | 63 | 70 | 68 | 67 | 268 | T14 | 107,300.00 |
| | | | | | | **Total** | **$163,114.45** |

**Willett, Danny (71.83)**

| Year | 1st | 2nd | 3rd | 4th | Total | Finish | Money |
|---|---|---|---|---|---|---|---|
| 2020 | 71 | 73 | | | 144 | CUT | |
| 2022 | 75 | 70 | | | 145 | CUT | |
| 2023 | 70 | 72 | | | 142 | CUT | |
| | | | | | | **Total** | |

**Williamson, Bill (75.00)**

| Year | 1st | 2nd | 3rd | 4th | Total | Finish | Money |
|---|---|---|---|---|---|---|---|
| 1956 | 77 | 71 | 73 | 79 | 300 | T44 | |
| | | | | | | **Total** | |

**Williams, Chris (71.50)**

| Year | 1st | 2nd | 3rd | 4th | Total | Finish | Money |
|---|---|---|---|---|---|---|---|
| 2013 | 71 | 72 | | | 143 | CUT | |
| | | | | | | **Total** | |

**Williams, Harold (73.75)**

| Year | 1st | 2nd | 3rd | 4th | Total | Finish | Money |
|---|---|---|---|---|---|---|---|
| 1966 | 69 | 73 | 77 | 76 | 295 | T60 | |
| | | | | | | **Total** | |

**Williamson, Jay (71.24)**

| Year | 1st | 2nd | 3rd | 4th | Total | Finish | Money |
|---|---|---|---|---|---|---|---|
| 1996 | 76 | 79 | | | 155 | CUT | |
| 1999 | 74 | 78 | | | 152 | CUT | |
| 2000 | 72 | 74 | | | 146 | CUT | |
| 2001 | 73 | 69 | 74 | 72 | 288 | T73 | $6,720.00 |
| 2002 | 71 | 75 | | | 146 | CUT | |
| 2003 | 72 | 73 | | | 145 | CUT | |
| 2007 | 70 | 68 | 70 | 69 | 277 | T37 | 19,016.67 |
| 2008 | 67 | 67 | 67 | 67 | 268 | T20 | 57,324.00 |
| 2009 | 67 | 70 | 72 | | 209 | T82 | 8,925.00 |
| 2010 | 65 | 70 | 72 | 73 | 280 | 78 | 9,384.00 |
| | | | | | | **Total** | **$101,369.67** |

**Williams, John (80.50)**

| Year | 1st | 2nd | 3rd | 4th | Total | Finish | Money |
|---|---|---|---|---|---|---|---|
| 1962 | 73 | 88 | | | 161 | CUT | |
| | | | | | | **Total** | |

**Williams, Lee (74.00)**

| Year | 1st | 2nd | 3rd | 4th | Total | Finish | Money |
|---|---|---|---|---|---|---|---|
| 2013 | 75 | 73 | | | 148 | CUT | |
| | | | | | | **Total** | |

**Williams, Tommy (79.33)**

| Year | 1st | 2nd | 3rd | 4th | Total | Finish | Money |
|---|---|---|---|---|---|---|---|
| 1954 | 80 | 78 | | | 158 | CUT | |
| 1956 | 80 | | | | 80 | W/D | |
| | | | | | | **Total** | |

**Williford, Billy (78.00)**

| Year | 1st | 2nd | 3rd | 4th | Total | Finish | Money |
|---|---|---|---|---|---|---|---|
| 1983 | 80 | 76 | | | 156 | CUT | |
| | | | | | | **Total** | |

**Willis, Garrett (70.47)**

| Year | 1st | 2nd | 3rd | 4th | Total | Finish | Money |
|---|---|---|---|---|---|---|---|
| 2001 | 70 | 68 | 71 | 82 | 291 | 79 | $6,370.00 |
| 2002 | 77 | 75 | | | 152 | CUT | |
| 2003 | 79 | | | | 79 | W/D | |
| 2007 | 73 | 70 | | | 143 | CUT | |
| 2008 | 64 | 64 | 69 | 70 | 267 | T15 | 81,600.00 |
| 2010 | 66 | 66 | 65 | 68 | 265 | T12 | 96,900.00 |
| 2011 | 71 | 71 | | | 142 | CUT | |
| | | | | | | **Total** | **$184,870.00** |

**Wilson, Brian (72.50)**

| Year | 1st | 2nd | 3rd | 4th | Total | Finish | Money |
|---|---|---|---|---|---|---|---|
| 2001 | 76 | 69 | | | 145 | CUT | |
| | | | | | | **Total** | |

**Wilson, Chris (71.00)**

| Year | 1st | 2nd | 3rd | 4th | Total | Finish | Money |
|---|---|---|---|---|---|---|---|
| 2010 | 68 | 74 | | | 142 | CUT | |
| | | | | | | **Total** | |

**Wilson, Dean (69.87)**

| Year | 1st | 2nd | 3rd | 4th | Total | Finish | Money |
|---|---|---|---|---|---|---|---|
| 2004 | 72 | 72 | | | 144 | CUT | |
| 2007 | 70 | 68 | 70 | 65 | 273 | T13 | $85,714.29 |
| 2008 | 66 | 71 | 71 | 70 | 278 | T69 | 10,149.00 |
| 2009 | 71 | | | | 71 | W/D | |
| 2010 | 70 | 69 | | | 139 | CUT | |
| 2012 | 71 | 72 | | | 143 | CUT | |
| | | | | | | **Total** | **$95,863.29** |

**Wilson, Jeffrey (75.00)**

| Year | 1st | 2nd | 3rd | 4th | Total | Finish | Money |
|---|---|---|---|---|---|---|---|
| 1990 | 78 | 72 | | | 150 | CUT | |
| | | | | | | **Total** | |

**Wilson, Jim (75.00)**

| Year | 1st | 2nd | 3rd | 4th | Total | Finish | Money |
|---|---|---|---|---|---|---|---|
| 1987 | 75 | 75 | | | 150 | CUT | |
| | | | | | | **Total** | |

**Wilson, John (73.67)**

| Year | 1st | 2nd | 3rd | 4th | Total | Finish | Money |
|---|---|---|---|---|---|---|---|
| 1991 | 74 | 81 | | | 155 | CUT | |
| 1994 | 72 | 75 | | | 147 | CUT | |
| 1995 | 69 | 76 | | | 145 | CUT | |
| 1996 | 72 | 72 | 73 | 74 | 291 | T63 | $3,798.00 |
| 1997 | 71 | 75 | | | 146 | CUT | |
| | | | | | | **Total** | **$3,798.00** |

**Wilson, Mark (69.62)**

| Year | 1st | 2nd | 3rd | 4th | Total | Finish | Money |
|---|---|---|---|---|---|---|---|
| 2003 | 75 | 75 | | | 150 | CUT | |
| 2004 | 68 | 72 | 72 | 73 | 285 | T51 | $11,009.33 |
| 2005 | 72 | 67 | 66 | 76 | 281 | T45 | 14,300.00 |
| 2006 | 70 | 71 | 76 | 70 | 287 | T64 | 10,550.00 |
| 2008 | 68 | 67 | 67 | 64 | 266 | T9 | 122,400.00 |
| 2009 | 70 | 65 | 68 | 70 | 273 | T44 | 14,218.80 |
| 2010 | 68 | 67 | 67 | 67 | 269 | T41 | 17,365.50 |
| 2013 | 69 | 71 | | | 140 | CUT | |
| 2014 | 71 | 67 | 72 | 66 | 276 | T51 | 12,472.67 |
| 2015 | 67 | 74 | | | 141 | CUT | |
| 2016 | 69 | 68 | 70 | 72 | 279 | T72 | 10,920.00 |
| 2017 | 65 | 69 | 70 | 73 | 277 | T64 | 12,064.00 |
| | | | | | | **Total** | **$225,300.30** |

**Wininger, Bo (72.38)**

| Year | 1st | 2nd | 3rd | 4th | Total | Finish | Money |
|---|---|---|---|---|---|---|---|
| 1952 | 69 | 71 | 75 | 75 | 290 | T24 | |
| 1953 | 70 | 71 | 75 | 73 | 289 | T25 | |
| | | | | | | **Total** | |

**Wintz, Gary (76.33)**

| Year | 1st | 2nd | 3rd | 4th | Total | Finish | Money |
|---|---|---|---|---|---|---|---|
| 1976 | 78 | 68 | | | 146 | CUT | |
| 1977 | 75 | 80 | | | 155 | CUT | |
| 1981 | 78 | 79 | | | 157 | CUT | |
| | | | | | | **Total** | |

**Wise, Aaron (68.07)**

| Year | 1st | 2nd | 3rd | 4th | Total | Finish | Money |
|---|---|---|---|---|---|---|---|
| 2019 | 71 | 64 | 65 | 71 | 271 | T48 | $15,772.80 |
| 2021 | 66 | 70 | 67 | 70 | 273 | T46 | 18,060.80 |
| 2022 | 65 | 70 | 67 | 68 | 270 | T13 | 123,187.50 |
| | | | | | | **Total** | **$157,021.10** |

**Wise, Larry (72.00)**

| Year | 1st | 2nd | 3rd | 4th | Total | Finish | Money |
|---|---|---|---|---|---|---|---|
| 1968 | 71 | 74 | 72 | 73 | 290 | 66 | |
| 1974 | 70 | 69 | 71 | 76 | 286 | T57 | $451.68 |
| | | | | | | **Total** | **$451.68** |

**Wittenberg, Casey (71.00)**

| Year | 1st | 2nd | 3rd | 4th | Total | Finish | Money |
|---|---|---|---|---|---|---|---|
| 2009 | 72 | | | | 72 | W/D | |
| 2013 | 71 | 70 | | | 141 | CUT | |
| | | | | | | **Total** | |

**Wolcott, Bob (72.93)**

| Year | 1st | 2nd | 3rd | 4th | Total | Finish | Money |
|---|---|---|---|---|---|---|---|
| 1989 | 74 | 75 | | | 149 | CUT | |
| 1990 | 78 | 72 | | | 150 | CUT | |
| 1991 | 67 | 69 | 68 | 72 | 276 | T3 | $72,500.00 |
| 1992 | 74 | 75 | | | 149 | CUT | |
| 1993 | 76 | 73 | | | 149 | CUT | |
| 1997 | 74 | 74 | | | 148 | CUT | |
| | | | | | | **Total** | **$72,500.00** |

**Wolff, Matthew (67.50)**

| Year | 1st | 2nd | 3rd | 4th | Total | Finish | Money |
|---|---|---|---|---|---|---|---|
| 2019 | 65 | 67 | 67 | 67 | 266 | T19 | $80,600 |
| 2021 | 69 | 70 | | | 139 | CUT | |
| | | | | | | **Total** | **$80,600** |

**Wolfe, Jared (69.75)**

| Year | 1st | 2nd | 3rd | 4th | Total | Finish | Money |
|---|---|---|---|---|---|---|---|
| 2022 | 68 | 70 | 70 | 71 | 279 | T75 | $14,235.00 |
| | | | | | | **Total** | **$14,235.00** |

**Wolff, Randy (70.25)**

| Year | 1st | 2nd | 3rd | 4th | Total | Finish | Money |
|---|---|---|---|---|---|---|---|
| 1972 | 70 | 70 | 74 | 67 | 281 | T35 | $965.00 |
| | | | | | | **Total** | **$965.00** |

**Wood, Craig (70.92)**

| Year | 1st | 2nd | 3rd | 4th | Total | Finish | Money |
|---|---|---|---|---|---|---|---|
| 1940 | 142 | 68 | 69 | | 279 | 2 | $750.00 |
| 1941 | 141 | 70 | 75 | | 286 | 7 | 270.00 |
| 1945 | | | | | 286 | 5 | 466.00 |
| | | | | | | **Total** | **$1,486.00** |

**Wood, Larry (73.60)**

| Year | 1st | 2nd | 3rd | 4th | Total | Finish | Money |
|---|---|---|---|---|---|---|---|
| 1965 | 79 | 76 | | | 155 | CUT | |
| 1966 | 76 | 70 | 73 | 77 | 296 | T65 | |
| 1967 | 78 | 77 | | | 155 | CUT | |
| 1968 | 73 | 76 | | | 149 | CUT | |
| 1970 | 79 | 74 | | | 153 | CUT | |
| 1971 | 70 | 71 | 72 | 70 | 283 | T37 | $921.00 |
| 1973 | 70 | 70 | 71 | 70 | 281 | T50 | 498.67 |
| | | | | | | **Total** | **$1,419.67** |

**Wood, Thorne (74.59)**

| Year | 1st | 2nd | 3rd | 4th | Total | Finish | Money |
|---|---|---|---|---|---|---|---|
| 1955 | 73 | 77 | 74 | 81 | 305 | T63 | |
| 1956 | 79 | 78 | | | 157 | CUT | |
| 1957 | 74 | 75 | 70 | 70 | 289 | T28 | $110.00 |
| 1958 | 74 | 78 | | | 152 | CUT | |
| 1959 | 73 | 66 | 71 | 80 | 290 | T23 | 150.00 |
| 1960 | 66 | 72 | 76 | 74 | 288 | T20 | 290.00 |
| 1961 | 75 | 78 | 74 | 73 | 300 | T41 | |
| 1962 | 78 | 78 | | | 156 | CUT | |
| 1963 | 72 | 72 | 78 | 75 | 297 | T60 | |
| 1968 | 77 | 76 | | | 153 | CUT | |
| | | | | | | **Total** | **$550.00** |

**Wood, Tommy (87.00)**

| Year | 1st | 2nd | 3rd | 4th | Total | Finish | Money |
|---|---|---|---|---|---|---|---|
| 1962 | 88 | 86 | | | 174 | CUT | |
| | | | | | | **Total** | |

**Wood, Willie (72.66)**

| Year | 1st | 2nd | 3rd | 4th | Total | Finish | Money |
|---|---|---|---|---|---|---|---|
| 1984 | 68 | 76 | 78 | 73 | 295 | T56 | $888.00 |
| 1985 | 71 | 77 | 74 | 77 | 299 | T53 | 913.15 |
| 1986 | 71 | 72 | 68 | 71 | 282 | 12 | 11,500.00 |
| 1987 | 76 | 77 | | | 153 | CUT | |
| 1988 | 71 | 76 | | | 147 | CUT | |
| 1990 | 75 | 76 | | | 151 | CUT | |
| 1991 | 70 | 70 | 71 | 73 | 284 | T40 | 4,875.00 |
| 1993 | 78 | 73 | | | 151 | CUT | |
| 1994 | 73 | 72 | 74 | 69 | 288 | T37 | 6,450.00 |
| 2000 | 70 | 72 | 72 | 76 | 290 | T46 | 8,022.85 |
| 2001 | 70 | 70 | 73 | 73 | 286 | T66 | 7,175.00 |
| 2002 | 69 | 71 | 71 | 74 | 285 | T30 | 22,087.50 |
| 2007 | 71 | 68 | 71 | 76 | 286 | 83 | 8,700.00 |
| | | | | | | **Total** | **$70,611.50** |

**Woodard, Tom (75.50)**

| Year | 1st | 2nd | 3rd | 4th | Total | Finish | Money |
|---|---|---|---|---|---|---|---|
| 1982 | 73 | 73 | 77 | 79 | 302 | T62 | $633.00 |
| | | | | | | **Total** | **$633.00** |

**Woodland, Gary (68.88)**

| Year | 1st | 2nd | 3rd | 4th | Total | Finish | Money |
|---|---|---|---|---|---|---|---|
| 2012 | 66 | 74 | | | 140 | CUT | |
| 2021 | 70 | 68 | | | 138 | CUT | |
| 2023 | 70 | 67 | 67 | 69 | 273 | T27 | $53,200.00 |
| | | | | | | **Total** | **$53,200.00** |

**Woodland, Jeff (72.50)**

| Year | 1st | 2nd | 3rd | 4th | Total | Finish | Money |
|---|---|---|---|---|---|---|---|
| 1994 | 73 | 69 | 76 | 72 | 290 | T56 | $3,330.00 |
| | | | | | | **Total** | **$3,330.00** |

**Woods, Tiger (66.75)**

| Year | 1st | 2nd | 3rd | 4th | Total | Finish | Money |
|---|---|---|---|---|---|---|---|
| 2015 | 64 | 65 | 68 | 70 | 267 | T10 | $129,600.00 |
| | | | | | | **Total** | **$129,600.00** |

**Woodson, Jay (75.00)**

| Year | 1st | 2nd | 3rd | 4th | Total | Finish | Money |
|---|---|---|---|---|---|---|---|
| 2008 | 72 | 78 | | | 150 | CUT | |
| | | | | | | **Total** | |

**Woodward, Jim (76.80)**

| Year | 1st | 2nd | 3rd | 4th | Total | Finish | Money |
|---|---|---|---|---|---|---|---|
| 1990 | 81 | 73 | | | 154 | CUT | |
| 1991 | 75 | 73 | | | 148 | CUT | |
| 1992 | 79 | 73 | | | 152 | CUT | |
| 1993 | 75 | 85 | | | 160 | W/D | |
| 1994 | 76 | 78 | | | 154 | CUT | |
| | | | | | | **Total** | |

**Woodward, Len (71.08)**

| Year | 1st | 2nd | 3rd | 4th | Total | Finish | Money |
|---|---|---|---|---|---|---|---|
| 1960 | 67 | 70 | 70 | 71 | 278 | 4 | $1,200.00 |
| 1961 | 77 | 72 | 69 | 70 | 288 | 9 | 900.00 |
| 1963 | 70 | 73 | 70 | 74 | 287 | T30 | 275.00 |
| | | | | | | **Total** | **$2,375.00** |

**Woosnam, Ian (74.00)**

| Year | 1st | 2nd | 3rd | 4th | Total | Finish | Money |
|---|---|---|---|---|---|---|---|
| 1988 | 73 | 75 | | | 148 | CUT | |
| | | | | | | **Total** | |

**Worrell, Joe (77.58)**

| Year | 1st | 2nd | 3rd | 4th | Total | Finish | Money |
|---|---|---|---|---|---|---|---|
| 1952 | 72 | 74 | 81 | 80 | 307 | T41 | |
| 1956 | 83 | 78 | | | 161 | W/D | |
| 1959 | 78 | 76 | | | 154 | CUT | |
| 1961 | 80 | 75 | | | 155 | CUT | |
| 1962 | 75 | 79 | | | 154 | CUT | |
| | | | | | | **Total** | |

**Worsham, Lew (71.54)**

| Year | 1st | 2nd | 3rd | 4th | Total | Finish | Money |
|---|---|---|---|---|---|---|---|
| 1947 | | | | | 296 | T20 | $70.00 |
| 1948 | 70 | 71 | 68 | 70 | 279 | 2 | 1,400.00 |
| 1949 | 72 | 68 | 71 | 67 | 278 | T3 | 1,000.00 |
| 1950 | 72 | 71 | 75 | 74 | 292 | T28 | |
| 1951 | 75 | 70 | 73 | 71 | 289 | T8 | 415.00 |
| 1952 | 70 | 75 | 68 | 69 | 282 | 9 | 360.00 |
| 1953 | 74 | | | | 74 | W/D | |
| | | | | | | **Total** | **$3,245.00** |

**Wrenn, Robert (74.54)**

| Year | 1st | 2nd | 3rd | 4th | Total | Finish | Money |
|---|---|---|---|---|---|---|---|
| 1985 | 78 | 83 | | | 161 | CUT | |
| 1986 | 75 | 71 | | | 146 | CUT | |
| 1987 | 73 | 76 | 81 | 76 | 306 | 75 | $1,140.00 |
| 1988 | 70 | 72 | 68 | 75 | 285 | T27 | 7,400.00 |
| 1989 | 75 | 79 | | | 154 | CUT | |
| 1991 | 71 | 78 | | | 149 | CUT | |
| 1992 | 73 | 74 | | | 147 | CUT | |
| 1994 | 73 | 77 | | | 150 | CUT | |
| 1996 | 74 | 68 | 75 | 74 | 291 | T63 | 3,798.00 |
| | | | | | | **Total** | **$12,338.00** |

**Wu, Brandon (68.38)**

| Year | 1st | 2nd | 3rd | 4th | Total | Finish | Money |
|---|---|---|---|---|---|---|---|
| 2022 | 64 | 67 | 68 | 70 | 269 | T8 | $198,925.00 |
| 2023 | 68 | 65 | 72 | 73 | 278 | T58 | 17,176.00 |
| | | | | | | **Total** | **$216,101.00** |

**Wu, Dylan (71.34)**

| Year | 1st | 2nd | 3rd | 4th | Total | Finish | Money |
|---|---|---|---|---|---|---|---|
| 2022 | 74 | 77 | | | 141 | CUT | |
| 2023 | 68 | 70 | 70 | 69 | 277 | T51 | $18,164.00 |
| | | | | | | **Total** | **$18,164.00** |

**Wurtz, Mark (73.75)**

| Year | 1st | 2nd | 3rd | 4th | Total | Finish | Money |
|---|---|---|---|---|---|---|---|
| 1994 | 71 | 79 | | | 150 | CUT | |
| 1995 | 71 | 80 | | | 151 | CUT | |
| 1998 | 70 | 70 | 73 | 76 | 289 | T55 | $4,928.00 |
| | | | | | | **Total** | **$4,928.00** |

**Wyatt, Bobby (70.13)**

| Year | 1st | 2nd | 3rd | 4th | Total | Finish | Money |
|---|---|---|---|---|---|---|---|
| 2014 | 67 | 70 | 73 | 70 | 280 | T70 | $10,441.00 |
| 2017 | 66 | 68 | 73 | 74 | 281 | 74 | 11,136.00 |
| | | | | | | **Total** | **$21,577.00** |

**Wylie, Bob (72.00)**

| Year | 1st | 2nd | 3rd | 4th | Total | Finish | Money |
|---|---|---|---|---|---|---|---|
| 1958 | 70 | 76 | 70 | 72 | 288 | T33 | |
| | | | | | | **Total** | |

**Wynn, Bob (72.75)**

| Year | 1st | 2nd | 3rd | 4th | Total | Finish | Money |
|---|---|---|---|---|---|---|---|
| 1971 | 69 | 75 | 71 | 69 | 284 | T43 | $630.00 |
| 1975 | 74 | 76 | 73 | 73 | 296 | T54 | 495.00 |
| 1976 | 71 | 74 | | | 145 | CUT | |
| 1977 | 72 | 75 | 73 | 69 | 289 | T40 | 822.45 |
| 1978 | 73 | 74 | 72 | 72 | 291 | T39 | 866.00 |
| 1979 | 72 | 78 | | | 150 | CUT | |
| | | | | | | **Total** | **$2,813.45** |

**Wynn, Mike (71.86)**

| Year | 1st | 2nd | 3rd | 4th | Total | Finish | Money |
|---|---|---|---|---|---|---|---|
| 1973 | 73 | 67 | 70 | 70 | 280 | T44 | $633.50 |
| 1975 | 77 | 68 | 72 | 71 | 288 | T20 | 2,305.00 |
| 1976 | 72 | 71 | 73 | 68 | 284 | T56 | 465.75 |
| 1977 | 77 | 77 | | | 154 | CUT | |
| | | | | | | **Total** | **$3,404.25** |

**Wysong, Dudley (71.58)**

| Year | 1st | 2nd | 3rd | 4th | Total | Finish | Money |
|---|---|---|---|---|---|---|---|
| 1966 | 74 | 69 | 69 | 71 | 283 | T15 | $1,550.00 |
| 1968 | 73 | 73 | | | 146 | CUT | |
| 1969 | 71 | 72 | 67 | 73 | 283 | T30 | 819.20 |
| 1970 | 73 | 74 | | | 147 | CUT | |
| | | | | | | **Total** | **$2,369.20** |

**Xiong, Norman (69.00)**

| Year | 1st | 2nd | 3rd | 4th | Total | Finish | Money |
|---|---|---|---|---|---|---|---|
| 2018 | 68 | 70 | | | 138 | CUT | |
| | | | | | | **Total** | |

**Yancey, Bert (71.57)**

| Year | 1st | 2nd | 3rd | 4th | Total | Finish | Money |
|---|---|---|---|---|---|---|---|
| 1964 | 73 | 73 | 72 | 72 | 290 | T34 | $300.00 |
| 1965 | 77 | 75 | | | 152 | CUT | |
| 1966 | 71 | 68 | 74 | 72 | 285 | T28 | 700.00 |
| 1967 | 74 | 71 | 74 | | 219 | W/D | |
| 1968 | 70 | 68 | 70 | 70 | 278 | T16 | 1,993.75 |
| 1969 | 73 | 71 | | | 144 | CUT | |
| 1971 | 69 | 70 | 72 | 71 | 282 | T28 | 1,220.00 |
| 1972 | 72 | 66 | 71 | 73 | 282 | T43 | 660.00 |
| 1973 | 66 | 71 | 68 | 73 | 278 | T32 | 1,188.60 |
| 1975 | 71 | 76 | 72 | 76 | 295 | T48 | 562.50 |
| | | | | | | **Total** | **$6,624.85** |

**Yancey, Cameron (74.50)**

| Year | 1st | 2nd | 3rd | 4th | Total | Finish | Money |
|---|---|---|---|---|---|---|---|
| 2002 | 79 | 73 | | | 152 | CUT | |
| 2003 | 74 | 72 | | | 146 | CUT | |
| | | | | | | **Total** | |

**Yang, Y.E. (68.94)**

| Year | 1st | 2nd | 3rd | 4th | Total | Finish | Money |
|---|---|---|---|---|---|---|---|
| 2008 | 67 | 69 | 66 | 68 | 270 | T30 | $32,427.50 |
| 2012 | 67 | 69 | 69 | 69 | 274 | T37 | 21,320.00 |
| 2013 | 72 | 70 | | | 142 | CUT | |
| 2014 | 69 | 68 | 68 | 69 | 274 | T45 | 16,960.00 |
| 2017 | 70 | 73 | | | 143 | CUT | |
| | | | | | | **Total** | **$70,707.50** |

**Yankee, Ralph (72.00)**

| Year | 1st | 2nd | 3rd | 4th | Total | Finish | Money |
|---|---|---|---|---|---|---|---|
| 1953 | 74 | 70 | 72 | 72 | 288 | T23 | |
| | | | | | | **Total** | |

**Yates, Wayne (72.67)**

| Year | 1st | 2nd | 3rd | 4th | Total | Finish | Money |
|---|---|---|---|---|---|---|---|
| 1967 | 76 | 78 | | | 154 | CUT | |
| 1968 | 69 | 72 | 72 | 69 | 282 | T34 | $773.44 |
| | | | | | | **Total** | **$773.44** |

**Yokoo, Kaname (71.71)**

| Year | 1st | 2nd | 3rd | 4th | Total | Finish | Money |
|---|---|---|---|---|---|---|---|
| 2001 | 71 | 69 | 65 | 71 | 276 | T9 | $94,500.00 |
| 2002 | 80 | | | | 80 | W/D | |
| 2003 | 73 | 73 | | | 146 | CUT | |
| | | | | | | **Total** | **$94,500.00** |

**Yuan, Carl (71.50)**

| Year | 1st | 2nd | 3rd | 4th | Total | Finish | Money |
|---|---|---|---|---|---|---|---|
| 2023 | 69 | 67 | 73 | 73 | T73 | | $15,124.00 |
| | | | | | | **Total** | **$15,124.00** |

**Young, Carson (70.25)**

| Year | 1st | 2nd | 3rd | 4th | Total | Finish | Money |
|---|---|---|---|---|---|---|---|
| 2023 | 72 | 64 | 73 | 72 | 281 | T67 | $15,884.00 |
| | | | | | | **Total** | **$15,884.00** |

**Young, Kim (77.00)**

| Year | 1st | 2nd | 3rd | 4th | Total | Finish | Money |
|---|---|---|---|---|---|---|---|
| 1992 | 76 | 78 | | | 154 | CUT | |
| | | | | | | **Total** | |

**Young, Sandy (77.38)**

| Year | 1st | 2nd | 3rd | 4th | Total | Finish | Money |
|---|---|---|---|---|---|---|---|
| 1953 | 76 | 74 | 84 | 74 | 308 | T70 | |
| 1956 | 80 | 77 | | | 157 | CUT | |
| 1957 | 74 | 72 | 74 | 77 | 297 | T53 | |
| 1958 | 78 | 82 | | | 160 | CUT | |
| 1959 | 84 | | | | 84 | W/D | |
| | | | | | | **Total** | |

**Yu, Kevin (72.00)**

| Year | 1st | 2nd | 3rd | 4th | Total | Finish | Money |
|---|---|---|---|---|---|---|---|
| 2023 | 72 | 72 | | | 144 | CUT | |
| | | | | | | **Total** | |

**Yun, Andrew (69.50)**

| Year | 1st | 2nd | 3rd | 4th | Total | Finish | Money |
|---|---|---|---|---|---|---|---|
| 2018 | 68 | 71 | | | 139 | CUT | |
| | | | | | | **Total** | |

**Zabriski, Bruce (73.33)**

| Year | 1st | 2nd | 3rd | 4th | Total | Finish | Money |
|---|---|---|---|---|---|---|---|
| 1988 | 68 | 74 | 72 | 78 | 292 | T66 | $2,040.00 |
| 1992 | 72 | 76 | | | 148 | CUT | |
| | | | | | | **Total** | **$2,040.00** |

**Zalatoris, Will (67.90)**

| Year | 1st | 2nd | 3rd | 4th | Total | Finish | Money |
|---|---|---|---|---|---|---|---|
| 2018 | 71 | 67 | | | 139 | CUT | |
| 2021 | 68 | 68 | 65 | 69 | 270 | T29 | $41,013.33 |
| 2022 | 71 | 66 | 66 | 68 | 271 | T21 | 73,608.33 |
| | | | | | | **Total** | **$114,621.66** |

**Zarhardt, Joe (73.04)**

| Year | 1st | 2nd | 3rd | 4th | Total | Finish | Money |
|---|---|---|---|---|---|---|---|
| 1945 | | | | | 292 | T9 | $240.00 |
| 1946 | | | | | 291 | T28 | |
| 1948 | 72 | 73 | 73 | 70 | 288 | T12 | 240.00 |
| 1949 | 75 | 72 | 73 | 73 | 293 | T33 | |
| 1950 | 73 | 74 | 72 | 74 | 293 | T32 | |
| 1951 | 74 | 74 | 76 | 79 | 303 | T38 | |
| 1952 | 73 | 73 | 67 | 71 | 284 | T12 | 180.00 |
| 1953 | 71 | 68 | 71 | 72 | 282 | T9 | 390.00 |
| 1954 | 72 | 76 | 74 | 73 | 295 | T27 | |
| 1955 | 77 | 71 | 75 | 70 | 293 | T39 | |
| 1956 | 77 | 71 | 69 | 76 | 293 | T26 | 50.00 |
| 1957 | 76 | 71 | 74 | 77 | 298 | T56 | |
| 1958 | 72 | 71 | 73 | 74 | 290 | T38 | |
| 1961 | 80 | 79 | | | 159 | CUT | |
| 1962 | 72 | 81 | | | 153 | CUT | |
| 1963 | 74 | 67 | 78 | 76 | 295 | T54 | |
| | | | | | | **Total** | **$1,100.00** |

**Zarley, Kermit (72.63)**

| Year | 1st | 2nd | 3rd | 4th | Total | Finish | Money |
|---|---|---|---|---|---|---|---|
| 1965 | 71 | 74 | 71 | 76 | 292 | T53 | |
| 1967 | 73 | 68 | 76 | 72 | 289 | T59 | |
| 1969 | 74 | 72 | | | 146 | CUT | |
| 1974 | 72 | 69 | 72 | 73 | 286 | T57 | $451.68 |
| 1976 | 68 | 67 | 74 | 69 | 278 | T21 | 2,185.00 |
| 1977 | 79 | 68 | 71 | 73 | 291 | T54 | 528.67 |
| 1978 | 71 | 74 | 76 | 71 | 292 | T51 | 576.00 |
| 1979 | 75 | 73 | 78 | 74 | 300 | 71 | 495.00 |
| 1980 | 73 | 77 | | | 150 | CUT | |
| | | | | | | **Total** | **$4,236.35** |

**Zender, Bob (72.67)**

| Year | 1st | 2nd | 3rd | 4th | Total | Finish | Money |
|---|---|---|---|---|---|---|---|
| 1977 | 72 | 73 | 69 | 72 | 286 | T20 | $2,266.00 |
| 1978 | 72 | 72 | 75 | 72 | 291 | T39 | 866.00 |
| 1980 | 77 | | | | 77 | W/D | |
| | | | | | | **Total** | $3,132.00 |

**Zhang, Xinjun (69.13)**

| Year | 1st | 2nd | 3rd | 4th | Total | Finish | Money |
|---|---|---|---|---|---|---|---|
| 2018 | 68 | 67 | 72 | 70 | 277 | T70 | $11,880.00 |
| 2021 | 68 | 70 | | | 138 | CUT | |
| | | | | | | **Total** | **$11,880.00** |

**Ziegler, Larry (72.33)**

| Year | 1st | 2nd | 3rd | 4th | Total | Finish | Money |
|---|---|---|---|---|---|---|---|
| 1969 | 70 | 70 | 76 | 76 | 292 | 75 | $266.66 |
| 1970 | 71 | 73 | | | 144 | CUT | |
| 1972 | 71 | | | | 71 | W/D | |
| 1975 | 73 | | | | 73 | W/D | |
| 1980 | 68 | 75 | 70 | 75 | 288 | T26 | 1,631.82 |
| | | | | | | **Total** | **$1,898.48** |

**Zimmerman, Al (72.57)**

| Year | 1st | 2nd | 3rd | 4th | Total | Finish | Money |
|---|---|---|---|---|---|---|---|
| 1952 | 71 | 74 | 70 | 72 | 287 | T20 | $95.00 |
| 1953 | 74 | 70 | 77 | | 221 | W/D | |
| | | | | | | **Total** | **$95.00** |

**Zimmerman, Robert (71.38)**

| Year | 1st | 2nd | 3rd | 4th | Total | Finish | Money |
|---|---|---|---|---|---|---|---|
| 1965 | 72 | 73 | 72 | 67 | 284 | T18 | $1,150.00 |
| 1966 | 73 | 71 | 72 | 71 | 287 | T40 | 418.75 |
| | | | | | | **Total** | **$1,568.75** |

**Ziobro, Billy (72.33)**

| Year | 1st | 2nd | 3rd | 4th | Total | Finish | Money |
|---|---|---|---|---|---|---|---|
| 1973 | 73 | 70 | | | 143 | CUT | |
| 1975 | 72 | 69 | 78 | 72 | 291 | T32 | $1,195.00 |
| | | | | | | **Total** | **$1,195.00** |

**Zoeller, Fuzzy (72.51)**

| Year | 1st | 2nd | 3rd | 4th | Total | Finish | Money |
|---|---|---|---|---|---|---|---|
| 1975 | 83 | 73 | | | 156 | W/D | |
| 1976 | 70 | 70 | 66 | 74 | 280 | T32 | $1,219.00 |
| 1977 | 72 | 74 | 69 | 70 | 285 | T14 | 3,642.50 |
| 1978 | 72 | 71 | 71 | 69 | 283 | T2 | 22,200.00 |
| 1979 | 70 | 74 | 74 | 72 | 290 | T12 | 4,750.00 |
| 1980 | 73 | 67 | 71 | 73 | 284 | T7 | 7,531.25 |
| 1981 | 76 | 73 | | | 149 | CUT | |
| 1982 | 71 | 68 | 75 | 84 | 298 | T40 | 1,080.00 |
| 1983 | 71 | 78 | | | 149 | CUT | |
| 1984 | 81 | 76 | | | 157 | CUT | |
| 1985 | 72 | 72 | 74 | 71 | 289 | T10 | 9,200.00 |
| 1986 | 71 | 70 | 73 | 71 | 285 | T19 | 6,060.00 |
| 1987 | 78 | 77 | | | 155 | CUT | |
| 1988 | 73 | 75 | | | 148 | CUT | |
| 1989 | 74 | 75 | | | 149 | CUT | |
| 1990 | 71 | 72 | 74 | 75 | 292 | T44 | 4,125.00 |
| 1991 | 72 | 73 | | | 145 | CUT | |
| 1992 | 72 | 71 | 73 | 73 | 289 | T55 | 2,837.50 |
| 1993 | 74 | 72 | 71 | 75 | 292 | T50 | 3,485.45 |
| 1994 | 74 | 68 | 74 | 73 | 289 | T44 | 4,062.50 |
| 1995 | 70 | 71 | 70 | 69 | 280 | T12 | 33,000.00 |
| 1996 | 72 | 70 | 70 | 69 | 281 | T7 | 56,100.00 |
| 1998 | 67 | 73 | 69 | 75 | 284 | T23 | 18,542.86 |
| 1999 | 72 | 72 | | | 144 | CUT | |
| 2000 | 76 | 73 | | | 149 | CUT | |
| 2001 | 72 | 72 | | | 144 | CUT | |
| | | | | | | **Total** | **$177,836.06** |

**Zokol, Richard (74.90)**

| Year | 1st | 2nd | 3rd | 4th | Total | Finish | Money |
|---|---|---|---|---|---|---|---|
| 1983 | 77 | 72 | | | 149 | CUT | |
| 1984 | 76 | 78 | | | 154 | CUT | |
| 1985 | 73 | 75 | 73 | 79 | 300 | T60 | $848.00 |
| 1986 | 69 | 74 | 78 | 71 | 292 | T61 | 1,075.00 |
| 1987 | 76 | 76 | | | 152 | CUT | |
| 1989 | 75 | 76 | | | 151 | CUT | |
| 1991 | 76 | 73 | | | 149 | CUT | |
| 2002 | 74 | 77 | | | 151 | CUT | |
| | | | | | | **Total** | **$1,923.00** |

**Zoller, Carl (77.50)**

| Year | 1st | 2nd | 3rd | 4th | Total | Finish | Money |
|---|---|---|---|---|---|---|---|
| 1986 | 76 | 79 | | | 155 | CUT | |
| | | | | | | **Total** | |

**Zoller, Karl (74.75)**

| Year | 1st | 2nd | 3rd | 4th | Total | Finish | Money |
|---|---|---|---|---|---|---|---|
| 1990 | 73 | 74 | 76 | 76 | 299 | T63 | $2,637.50 |
| | | | | | | **Total** | **$2,637.50** |