



TABLE OF CONTENTS



4	The Wanamaker Trophy	13	PGA Championship Future Sites
5	PGA Championship Facts & Format	14	Corebridge Financial Team
6	Broadcast Information	19	PGA Championship Recaps
8	PGA Champions Through the Years	127	PGA Championship Player Records
10	Aronimink Golf Club Scorecard	174	Year-by-Year Major Championship Winners

PGA of America Contacts

Julius Mason
Senior Director, Championships Public Relations
& External Relations
jmason@pgahq.com

Alan Cox
Media Relations Lead
acox@pgahq.com

Greg Dillard
Director, Championships Public Relations
gdillard@pgahq.com

Tara Guenthner
Media Center Operations,
2026 PGA Championship
tara@hippinspirer.com

Statistics

All statistical information contained in this media guide is provided by the Elias Sports Bureau, the Official Statistician of the PGA of America.





2026 PGA CHAMPIONSHIP

By the Numbers



CONSTRUCTION START DATE: FIRST WEEK OF FEBRUARY



2026 PGA CHAMPIONSHIP

By the Numbers

2.5 MILES OF CROWD CONTROL BARRIER	3.5 MILES OF CHAIN-LINKED FENCING	29 EXECUTIVE RESTROOM TRAILERS	36 MONTHS OF DESIGN PLANNING
45 APPROXIMATE MILES OF ELECTRICAL CABLINE	53 MOBILE OFFICE TRAILERS	95 HVAC UNITS	125+ GENERATORS
208 STRUCTURES	350+ TVs	575+ GOLF CARTS	650 PORTABLE TOILETS
1,275 SHUTTLE BUSES FOR THE WEEK	2,500 TONS OF COOLING CAPACITY	3,200 EVENT VOLUNTEERS	4,400 TEMPORARY 20 AMP CIRCUITS
5,500 TONS OF GRAVEL, 767,299 SQUARE FEET COVERED	5,700 FEET OF DUCTING	435,848 SQUARE FEET OF CARPET/TURF	590,000 SQUARE FEET OF DECKING

*As of May 8

Trophy History

Lewis Rodman Wanamaker, benefactor of his namesake trophy, wanted the inaugural PGA Championship to be a grand display – from administration, participation, and the trophy itself. Wanamaker requested that the Championship be modeled in 1916 after the highly successful match-play News of the World Tournament in the United Kingdom.

From October 14, 1916, when it was first presented to inaugural PGA Champion Jim Barnes at Siwanoy Country Club in Bronxville, New York, the Rodman Wanamaker Trophy has undergone a series of restorations to its base and has no visible hallmarks.

From 1983 to 2002, Markham “Mark” Frankel, of MJF Silversmiths of Williamsburg, Virginia designed 50-percent replica trophies for PGA Champions. He also made numerous repairs to the original, and crafted a new base in 1984. The original base was so filled with lead, according to Frankel, that it could not support the original trophy. The first 90-percent original sized replica for PGA Champions began in 2009 with Y.E. Yang. From 2002 forward, the trophy silversmith has been John Bowles, of JB Fairway Presentations, Ltd., London.

Today, the Champion’s name is engraved on site at the PGA Championship by Gail Hedgepeth of Gloucester Point, Virginia.



The Rodman Wanamaker Trophy

Donor: Lewis Rodman Wanamaker, New York City, 1916
Manufacturer: Dieges & Clust, New York City, 1916 (Makers of the original Heisman Trophy in 1934)
Weight: 34 pounds
Height: 29¼ inches
Diameter: 10½ inches
Handle to Handle: 27 inches

Purse and Honors

The purse for the 2026 PGA Championship will not be disclosed until Championship week. In 2025, the purse was \$19 million with the Champion receiving \$3,420,000. In addition to the winner’s prize money, the 2026 PGA Champion will receive a lifetime exemption into the PGA Championship and a replica of the Wanamaker Trophy.

Method of Play

Seventy-two holes of stroke play, four rounds of 18 holes. Following the first 36 holes of play, the 156-player field will be reduced to the low 70 scorers and ties. Those players will advance to compete in the final two rounds.

In the event of a tie for first place after 72 holes, there will be a three-hole aggregate score playoff on holes 10, 17, 18. If still tied, there will be a sudden death playoff on 18 repeated.

Rules and Regulations

The Rules of Golf, which govern play, are determined by the United States Golf Association and applied by the PGA of America Rules Committee. The Championship is subject to the overall supervision of the PGA Rules Committee and PGA Board of Directors.

Eligibility

The total field will be a maximum of 156 players.

- The entry deadline date for exempt players is Monday, April 27, 2026.
- Conditional players will be finalized on Monday, May 4, 2026.

Note: All players in the PGA Championship (except international players) must be a PGA of America member in good standing.

The PGA of America has approved the following list of players eligible to compete in the 108th PGA Championship:

1. All former winners of the PGA Championship.
2. Winners of the last five Masters (2022 – 2026).
3. Winners of the last five U.S. Opens (2021 – 2025).
4. Winners of the last five Open Championships (2021 – 2025).
5. Winners of the last three THE PLAYERS Championships (2024 – 2026).
6. The top 3 on the International Federation Official World Golf Ranking List as of April 27, 2026.
7. Winner of the 2025 & 2026 Senior PGA Championship.
8. The top 15 finishers and ties from the 2025 PGA Championship.
9. The top 20 finishers from the 2026 PGA Professional Championship.
10. The top 70 players who are eligible and have earned the most PGA Championship Points from the 2025 Truist Championship and the 2025 ONEflight Myrtle Beach Classic through the 2026 Miami Championship (ending May 3, 2026).
11. Playing members of the last-named U.S. and European Ryder Cup teams (2025).
12. Winners of PGA TOUR co-sponsored or approved tournaments, whose victories are considered official, from the 2025 Charles Schwab Challenge through the 2026 Truist Championship and the 2026 ONEflight Myrtle Beach Classic.
13. The top 3 finishers on the 2026 DP World Tour Asian Swing Rankings through May 3, 2026.
14. The PGA of America reserves the right to invite additional players not included in the categories listed above.
15. If necessary to complete the field, those players beyond the top 70 players who are eligible and who have earned the most PGA Championship Points from the 2025 Truist Championship and the 2025 ONEflight Myrtle Beach Classic through the 2026 Miami Championship (ending May 3, 2026), in order of their position on such list.

***Note:** The PGA Championship points list is compiled of Official Money earned in PGA TOUR events within the defined period in 10 and 15 above and is available on www.pgatour.com.



PGA CHAMPIONSHIP BROADCAST INFORMATION

Live Broadcast ESPN Talent

Scott Van Pelt, David Duval, Curtis Strange, Dave Flemming, Geoff Ogilvy, Andy North, Billy Kratzert & John Maginnes

Live Broadcast CBS Talent

Jim Nantz, Trevor Immelman, Colt Knost, Frank Nobile, Andrew Catalon, Dottie Pepper, Johnson Wagner, Mark Immelman & Amanda Balionis

Thursday, May 14	ESPN+	6:45 am – 12:00 pm
	ESPN	12:00 pm – 7:00 pm
	ESPN2	7:00 pm – 8:00 pm
	CBS Sports HQ "Scorecard"	8:00 pm – 9:00 pm

Friday, May 15	ESPN+	6:45 am – 12:00 pm
	ESPN	12:00 pm – 7:00 pm
	ESPN2	7:00 pm – 8:00 pm
	CBS Sports HQ "Scorecard"	8:00 pm – 9:00 pm

Saturday, May 16	ESPN+	8:00 am – 10:00 am
	ESPN	10:00 am – 1:00 pm
	CBS	1:00 pm – 7:00 pm
	CBS Sports HQ "Scorecard"	7:00 pm – 8:00 pm

Sunday, May 17	ESPN+	8:00 am – 10:00 am
	ESPN	10:00 am – 1:00 pm
	CBS	1:00 pm – 7:00 pm
	CBS Sports HQ "Scorecard"	7:00 pm – 8:00 pm

All Times Eastern



PGA CHAMPIONSHIP MILESTONES

100 Years Ago: 1926 - Walter Hagen continued the most remarkable four-year win streak in major championship history on the Red Course at Salisbury Golf Club on Long Island, capturing his third consecutive PGA Championship and fourth overall. Hagen would add a fourth consecutive PGA Championship win in 1927 and then added Open Championship titles in 1928 and 1929.

95 Years Ago: 1931 - During the event's match play era, Tom Creavy was able to hold off Denny Shute, 2 and 1, in his PGA Championship debut at Wannamoisett Country Club in Rhode Island. Creavy got a great thrill afterward when his hero Bobby Jones, who was refereeing the match, said, "It was one of the finest matches I think that was ever played."

90 Years Ago: 1936 - Denny Shute played David to Jimmy Thomson's Goliath. Outdriven by as much as 60 yards on many holes, Shute used his irons and putter to turn back Thomson, 3 and 2, at Pinehurst No. 2 to win the first of his back-to-back PGA Championships.

80 Years Ago: 1946 - Ben Hogan claimed the first of his two PGA Championships as he defeated Ed Oliver, 6 and 4, at Portland Golf Club in Oregon. In the semifinals, Hogan defeated Jimmy Demaret, 10 and 8, the second biggest margin of victory in PGA Championship history.

75 Years Ago: 1951 - Sam Snead put on a brilliant exhibition at rugged Oakmont Country Club, capturing his third and final PGA Championship with a 7-and-6 domination of Walter Burkemo. Snead's championship victory also marked the end of an era in which nine of the 18 PGA Champions won the Championship more than once. Over the next 19 years, until Jack Nicklaus broke the streak in 1971, 19 different winners would be crowned PGA Champion.

70 Years Ago: 1956 - Jack Burke Jr. overcame a two-hole deficit at Blue Hill Golf & Country Club in Canton, Massachusetts, to defeat Ted Kroll, 3 and 2, in the first PGA Championship featuring a 128-player match-play field. It was Burke's second major championship of the year, having captured the Masters that April.

55 Years Ago: 1971 - Jack Nicklaus scored a wire-to-wire victory with a 7-under-par 281 to beat Billy Casper, who birdied the last two holes to slip in front of Tommy Bolt. The victory at PGA National Golf Club in Florida made Nicklaus the first professional to twice conquer the Grand Slam of Golf - the PGA Championship, U.S. Open, British Open and Masters.

50 Years Ago: 1976 - For the first time in history, rain pushed the final round of a PGA Championship over to Monday. A record 115,450 spectators attended the Championship, which saw Dave Stockton par the treacherous 18th hole at Congressional Country Club to win his second PGA Championship and avoid a playoff with Don January and Raymond Floyd.

40 Years Ago: 1986 - Bob Tway became the first player in modern history to win the PGA Championship with a birdie on the 72nd hole when he holed a shot from a green-side bunker. PGA of America Golf Professional Lonnie Nielsen of East Aurora, New York, tied for 11th at 284.

35 Years Ago: 1991 - Every sport has a magical moment when an unknown or ultimate longshot emerges to inspire people everywhere. At the 1991 PGA Championship, it was John Daly who leaped into the spotlight. The ninth alternate, Daly got his chance when Nick Price withdrew to be present at the birth of his child and three alternates ahead of Daly declined. Without the benefit of a practice round, Daly shot a 12-under-par 276, capturing the attention of the golf world and making him a fan favorite.

30 Years Ago: 1996 - Mark Brooks' focused game plan proved the key to victory as the PGA Championship celebrated its first visit to Valhalla Golf Club. Brooks knocked home a five-foot birdie putt on 18 in regulation before defeating Kentucky-born favorite Kenny Perry in the 14th playoff in PGA Championship history.

25 Years Ago: 2001 - David Toms won the only major of his career with a standout performance at Atlanta Athletic Club. Toms shattered the PGA and Major Championship 72-hole scoring records, with his 265 besting the 1993 Open Championship aggregate total by Greg Norman (267) and the PGA Championship standards set in 1993 by Steve Elkington and Colin Montgomerie (267). His record scoring total for a Major Championship would stand for 15 years.

20 Years Ago: 2006 - Tiger Woods walked off Medinah's No. 3 Course for the second time in six years in victory, collecting a third PGA Championship, his 12th major title and accomplishing what no previous winner achieved in the process -- an honorary membership, courtesy of the club's hierarchy quickly making the vote official. He also became the first player in history to win at least two majors in two consecutive years.

15 Years Ago: 2011 - Trailing by five strokes with just three holes to play, Keegan Bradley rallied over a crucible quartet of holes at Atlanta Athletic Club's Highlands Course to force a playoff with Jason Dufner and become just the third player in nearly a century to win a major championship in his first attempt.

10 Years Ago: 2016 - In the longest final day at the PGA Championship in 64 years that saw nearly four inches of rain, Jimmy Walker produced three big birdies on the back nine at Baltusrol and held his nerve Sunday against the No. 1 player in the world to the very end. He closed with a bogey-free 3-under 67 for a one-shot victory over defending champion Jason Day.

5 Years Ago: 2021 - At 50 years old, Phil Mickelson finished at 6-under 282 on Kiawah Island's Ocean Course to become the oldest major champion in history. It was Mickelson's second PGA Championship victory and sixth major overall, making him the 14th player in history to capture a half dozen or more majors.



PGA CHAMPIONS THROUGH THE YEARS

YEAR	CHAMPION	SCORE	RUNNER-UP (S)	SITE	
Inaugural	1916	James M. Barnes (England)	1-up	Jock Hutchison	Siwanoy C.C., Bronxville, N.Y.
-	1917-18	No Championship Played (WWI)			
2nd	1919	James M. Barnes (England)	6 and 5	Fred McLeod	Engineers C.C., Roslyn, L.I., N.Y.
3rd	1920	Jock Hutchison (Scotland)	1-up	J. Douglas Edgar	Flossmoor (Ill.) C.C.
4th	1921	Walter Hagen	3 and 2	James M. Barnes	Inwood C.C., Far Rockaway, N.Y.
5th	1922	Gene Sarazen	4 and 3	Emmet French	Oakmont (Pa.) C.C.
6th	1923	Gene Sarazen*	38 holes	Walter Hagen	Pelham C.C., Pelham Manor, N.Y.
7th	1924	Walter Hagen	2-up	James M. Barnes	French Lick Springs, French Lick, Ind.
8th	1925	Walter Hagen	6 and 5	William Mehlorh	Olympia Fields (Ill.) C.C.
9th	1926	Walter Hagen	5 and 3	Leo Diegel	Salisbury Golf Links, Westbury, L.I., N.Y.
10th	1927	Walter Hagen	1-up	Joe Turnesa	Cedar Crest C.C., Dallas, Texas
11th	1928	Leo Diegel	6 and 5	Al Espinosa	Five Farms C.C., Baltimore, Md.
12th	1929	Leo Diegel	6 and 4	Johnny Farrell	Hillcrest C.C., Los Angeles, Calif.
13th	1930	Tommy Armour (Scotland)	1-up	Gene Sarazen	Fresh Meadow C.C., Flushing, N.Y.
14th	1931	Tom Creavy	2 and 1	Denny Shute	Wannamoisset C.C., Rumford, R.I.
15th	1932	Olin Dutra	4 and 3	Frank Walsh	Keller G.C., St. Paul, Minn.
16th	1933	Gene Sarazen	5 and 4	Willie Goggin	Blue Mound C.C., Milwaukee, Wis.
17th	1934	Paul Runyan*	38 holes	Craig Wood	Park C.C., Williamsville, N.Y.
18th	1935	Johnny Revolta	5 and 4	Tommy Armour	Twin Hills C.C., Oklahoma City, Okla.
19th	1936	Denny Shute	3 and 2	Jimmy Thomson	Pinehurst (N.C.) C.C.
20th	1937	Denny Shute*	37 holes	Harold McSpaden	Pittsburgh FC, Aspinwall, Pa.
21st	1938	Paul Runyan	8 and 7	Sam Snead	Shawnee C.C., Shawnee-On-Delaware, Pa.
22nd	1939	Henry Picard*	37 holes	Byron Nelson	Pomonok C.C., Flushing, N.Y.
23rd	1940	Byron Nelson	1-up	Sam Snead	Hershey (Pa.) C.C.
24th	1941	Vic Ghezzi*	38 holes	Byron Nelson	Cherry Hills C.C., Denver, Colo.
25th	1942	Sam Snead	2 and 1	Jim Turnesa	Seaview C.C., Atlantic City, N.J.
-	1943	No Championship Played (WWII)			
26th	1944	Bob Hamilton	1-up	Byron Nelson	Manito G and C.C., Spokane, Wash.
27th	1945	Byron Nelson	4 and 3	Sam Byrd	Moraine C.C., Dayton, Ohio
28th	1946	Ben Hogan	6 and 4	Ed Oliver	Portland (Ore.) G.C.
29th	1947	Jim Ferrier (Australia)	2 and 1	Chick Harbert	Plum Hollow C.C., Detroit, Mich.
30th	1948	Ben Hogan	7 and 6	Mike Turnesa	Norwood Hills C.C., St. Louis, Mo.
31st	1949	Sam Snead	3 and 2	Johnny Palmer	Hermitage C.C., Richmond, Va.
32nd	1950	Chandler Harper	4 and 3	Henry Williams Jr.	Scioto C.C., Columbus, Ohio
33rd	1951	Sam Snead	7 and 6	Walter Burkemo	Oakmont (Pa.) C.C.
34th	1952	Jim Turnesa	1-up	Chick Harbert	Big Spring C.C., Louisville, Ky.
35th	1953	Walter Burkemo	2 and 1	Felice Torza	Birmingham (Mich.) C.C.
36th	1954	Chick Harbert	4 and 3	Walter Burkemo	Keller G.C., St. Paul, Minn.
37th	1955	Doug Ford	4 and 3	Cary Middlecoff	Meadowbrook C.C., Detroit, Mich.
38th	1956	Jack Burke Jr.	3 and 2	Ted Kroll	Blue Hill C.C., Boston, Mass.
39th	1957	Lionel Hebert	2 and 1	Dow Finsterwald	Miami Valley C.C., Dayton, Ohio
40th	1958	Dow Finsterwald	276	Billy Casper	Llanerch C.C., Havertown, Pa.
41st	1959	Bob Rosburg	277	Jerry Barber, Doug Sanders	Minneapolis G.C., St. Louis Park, Minn.
42nd	1960	Jay Hebert	281	Jim Ferrier	Firestone C.C., Akron, Ohio
43rd	1961	Jerry Barber*	277	Don January	Olympia Fields (Ill.) C.C.
44th	1962	Gary Player (So. Africa)	278	Bob Goalby	Aronimink G.C., Newtown Square, Pa.
45th	1963	Jack Nicklaus	279	Dave Ragan Jr.	Dallas (Texas) Athletic Club
46th	1964	Bobby Nichols	271	Jack Nicklaus, Arnold Palmer	Columbus (Ohio) C.C.
47th	1965	Dave Marr	280	Billy Casper, Jack Nicklaus	Lauret Valley C.C., Ligonier, Pa.
48th	1966	Al Geiberger	280	Dudley Wysong	Firestone C.C., Akron, Ohio
49th	1967	Don January*	281	Don Massengale	Columbine C.C., Littleton, Colo.
50th	1968	Julius Boros	281	Bob Charles, Arnold Palmer	Pecan Valley CC, San Antonio, Texas
51st	1969	Raymond Floyd	276	Gary Player	NCR CC, Dayton, Ohio
52nd	1970	Dave Stockton	279	Arnold Palmer, Bob Murphy	Southern Hills CC, Tulsa, Okla.
53rd	1971	Jack Nicklaus	281	Billy Casper	PGA National GC, Palm Beach Gardens, Fla.
54th	1972	Gary Player (So. Africa)	281	Tommy Aaron	Oakland Hills CC, Bloomfield Township, Mich.
55th	1973	Jack Nicklaus	277	Bruce Crampton	Canterbury GC, Cleveland, Ohio
56th	1974	Lee Trevino	276	Jack Nicklaus	Tanglewood GC, Winston-Salem, N.C.
57th	1975	Jack Nicklaus	276	Bruce Crampton	Firestone CC, Akron, Ohio
58th	1976	Dave Stockton	281	Raymond Floyd, Don January	Congressional CC, Bethesda, Md.
59th	1977	Lanny Wadkins*	282	Gene Littler	Pebble Beach (Calif.) GL
60th	1978	John Mahaffey*	276	Jerry Pate, Tom Watson	Oakmont (Pa.) CC
61st	1979	David Graham* (Australia)	272	Ben Crenshaw	Oakland Hills CC, Bloomfield Township, Mich.
62nd	1980	Jack Nicklaus	274	Andy Bean	Oak Hill CC, Rochester, N.Y.
63rd	1981	Larry Nelson	273	Fuzzy Zoeller	Atlanta Athletic Club, Duluth, Ga.#
64th	1982	Raymond Floyd	272	Lanny Wadkins	Southern Hills CC, Tulsa, Okla.
65th	1983	Hal Sutton	274	Jack Nicklaus	Riviera CC, Pacific Palisades, Calif.
66th	1984	Lee Trevino	273	Lanny Wadkins, Gary Player	Shoal Creek CC, Birmingham, Ala.
67th	1985	Hubert Green	278	Lee Trevino	Cherry Hills CC, Denver, Colo.
68th	1986	Bob Tway	276	Greg Norman	Inverness Club, Toledo, Ohio
69th	1987	Larry Nelson*	287	Lanny Wadkins	PGA National GC, Palm Beach Gardens, Fla.
70th	1988	Jeff Sluman	272	Paul Azinger	Oak Tree GC, Edmond, Okla.
71st	1989	Payne Stewart	276	Andy Bean, Mike Reid, Curtis Strange	Kemper Lakes GC, Hawthorn Woods, Ill.
72nd	1990	Wayne Grady (Australia)	282	Fred Couples	Shoal Creek CC, Birmingham, Ala.

* Winner in Playoff # Host site, incorporated in 2006, as Johns Creek, Ga. () International Champion
pgachampionship.com

PGA CHAMPIONS THROUGH THE YEARS



YEAR	CHAMPION	SCORE	RUNNER-UP (S)	SITE	
73rd	1991	John Daly	276	Bruce Lietzke	Crooked Stick GC, Carmel, Ind.
74th	1992	Nick Price (Zimbabwe)	278	John Cook, Nick Faldo, Jim Gallagher Jr., Gene Sauers	Bellerive CC, St. Louis, Mo.
75th	1993	Paul Azinger*	272	Greg Norman	Inverness Club, Toledo, Ohio
76th	1994	Nick Price (Zimbabwe)	269	Corey Pavin	Southern Hills CC, Tulsa, Okla.
77th	1995	Steve Elkington* (Australia)	267	Colin Montgomerie	Riviera CC, Pacific Palisades, Calif.
78th	1996	Mark Brooks*	277	Kenny Perry	Valhalla GC, Louisville, Ky.
79th	1997	Davis Love III	269	Justin Leonard	Winged Foot GC, Mamaroneck, N.Y.
80th	1998	Vijay Singh (Fiji)	271	Steve Stricker	Sahalee CC, Redmond, Wash.
81st	1999	Tiger Woods	277	Sergio Garcia	Medinah (Ill.) CC
82nd	2000	Tiger Woods*	270	Bob May	Valhalla GC, Louisville, Ky.
83rd	2001	David Toms	265	Phil Mickelson	Atlanta Athletic Club, Duluth, Ga.#
84th	2002	Rich Beem	278	Tiger Woods	Hazeltine National GC, Chaska, Minn.
85th	2003	Shaun Micheel	276	Chad Campbell	Oak Hill CC, Rochester, N.Y.
86th	2004	Vijay Singh* (Fiji)	280	Chris DiMarco, Justin Leonard	Whistling Straits (Straits Course), Kohler, Wis.
87th	2005	Phil Mickelson	275	Thomas Bjorn, Steve Elkington	Baltusrol GC, Springfield, N.J.
88th	2006	Tiger Woods	270	Shaun Micheel	Medinah (Ill.) CC
89th	2007	Tiger Woods	272	Woody Austin	Southern Hills CC, Tulsa, Okla.
90th	2008	Padraig Harrington (Ireland)	277	Sergio Garcia, Ben Curtis	Oakland Hills CC, Bloomfield Township, Mich.
91st	2009	Y.E. Yang (South Korea)	280	Tiger Woods	Hazeltine National GC, Chaska, Minn.
92nd	2010	Martin Kaymer* (Germany)	277	Bubba Watson	Whistling Straits (Straits Course), Kohler, Wis.
93rd	2011	Keegan Bradley	272	Jason Dufner	Atlanta Athletic Club, Johns Creek, Ga.
94th	2012	Rory McIlroy (No. Ireland)	275	David Lynn	The Ocean Course, Kiawah Island, S.C.
95th	2013	Jason Dufner	270	Jim Furyk	Oak Hill Country Club, Rochester, N.Y.
96th	2014	Rory McIlroy (No. Ireland)	269	Phil Mickelson	Valhalla Golf Club, Louisville, Ky.
97th	2015	Jason Day (Australia)	268	Jordan Spieth	Whistling Straits (Straits Course), Kohler, Wis.
98th	2016	Jimmy Walker	266	Jason Day	Baltusrol GC (Lower Course), Springfield, N.J.
99th	2017	Justin Thomas	276	Francesco Molinari, Patrick Reed, Louis Oosthuizen	Quail Hollow Club, Charlotte, N.C.
100th	2018	Brooks Koepka	264	Tiger Woods	Bellerive Country Club, St. Louis, Mo.
101st	2019	Brooks Koepka	272	Dustin Johnson	Bethpage Black, Farmingdale, N.Y.
102nd	2020	Collin Morikawa	267	Dustin Johnson, Paul Casey	TPC Harding Park, San Francisco, Calif.
103rd	2021	Phil Mickelson	282	Louis Oosthuizen, Brooks Koepka	The Ocean Course, Kiawah Island, S.C.
104th	2022	Justin Thomas*	275	Will Zalatoris	Southern Hills CC, Tulsa, Okla.
105th	2023	Brooks Koepka	271	Scottie Scheffler, Viktor Hovland	Oak Hill Country Club, Rochester, N.Y.
106th	2024	Xander Schauffele	263	Bryson DeChambeau	Valhalla Golf Club, Louisville, Ky.
107th	2025	Scottie Scheffler	273	Bryson DeChambeau, Davis Riley, Harris English	Quail Hollow Club, Charlotte, N.C.

* Winner in Playoff # Host site, incorporated in 2006, as Johns Creek, Ga. () International Champion

ENTERING 2026 - NUMBER OF PLAYERS THAT HAVE PLAYED IN THE PGA CHAMPIONSHIP

2419

Stroke Play Era

2844

Overall





ARONIMINK GOLF CLUB SCORECARD

Hole Descriptions

HOLE	1	2	3	4	5	6	7	8	9	OUT	10	11	12	13	14	15	16	17	18	IN	TOTAL
PAR	4	4	4	4	3	4	4	3	5	35	4	4	4	4	3	4	5	3	4	35	70
YARDS	434	413	455	457	171	402	431	242	605	3610	472	425	466	385	216	546	555	229	490	3784	7394

Hole 1 | Par 4 | 434 yards

This long, straight opening hole features a downhill tee shot from just below the Clubhouse followed by an uphill approach to the green. Four bunkers border the right side of the fairway, while two bunkers—one on each side of the front of the green—will snag shots that miscalculate the slope. The green angles back and to the left and has a lot of slope from the back to the front.

Hole 2 | Par 4 | 413 yards

The tee shot on this dogleg left is to a semi-blind landing area that slopes from left to right and features a cluster of six bunkers where the hole bends. The green is large and well-sloped, with bunkers guarding front left and right and a collection area beyond.

Hole 3 | Par 4 | 455 yards

A dozen bunkers protect this hole, staggered on both sides of the fairway which forces players to make a decision as to where to hit the tee shot. The safe tee shot is to the right side of the fairway, with the smart approach to the middle of the wide, but relatively, shallow putting surface.

Hole 4 | Par 4 | 457 yards

Continuing the run of interesting and testing par 4s, this uphill tee shot again features staggered fairway bunkers on either side of the landing area. Most players will be able to hit over these bunkers and be left with a short iron into the two-tiered green.

Hole 5 | Par 3 | 171 yards

A classic Donald Ross par 3, bunkers form a semi-circle around the front half of the green, requiring an accurate shot to get close to the hole on a challenging green complex.

Hole 6 | Par 4 | 402 yards

Nearly a dozen bunkers guard the right side of the fairway on this short uphill dogleg-right Par-4, beginning where the hole bends and proceeding all the way to the green. Laying up short of the three bunkers on the left should leave a short approach into a tricky green that has a lot of movement and challenges.

Hole 7 | Par 4 | 431 yards

Another short dogleg-right par-4 with a blind fairway. The emphasis here is on the approach shot, hit to a severely sloped green that is well protected by deep bunkers left and front-right. Definitely a birdie opportunity.

Hole 8 | Par 3 | 242 yards

This long downhill par 3 can play to a variety of distances depending on where the hole is cut each day and which teeing area is selected, putting a premium on club selection. The green almost connects to the 10th green behind it, with just a small section of fairway separating them.

Hole 9 | Par 5 | 605 yards

Long, straight, and punctuated by side-to-side clusters of bunkers edging into the landing areas for both the first and second shots, the longest hole on the course climbs steadily uphill towards the clubhouse and the highest point on the property. The green is one of the least severe on the course as Donald Ross (architect) originally intended this to be a long two-shot hole.

Hole 10 | Par 4 | 472 yards

The ideal tee shot on this long, downhill hole will flirt with the two fairway bunkers on the right side, then feed toward the center of the landing area. A pond guards the front left of the green, which slopes severely and is surrounded by thick rough, water, and daunting collection areas; this is one of the most challenging green complexes on the course.

Hole 11 | Par 4 | 425 yards

More than 20 bunkers protect this hole, almost evenly divided between the two sides of the fairway and around the green. Distance and spin control must be precise on the short uphill approach to the green: Landing short or imparting too much spin can result in the ball coming back as far as 50 yards into the fairway. Another very challenging green complex will test even the best players in the world.



ARONIMINK GOLF CLUB SCORECARD

Hole Descriptions

Hole 12 | Par 4 | 466 yards

A series of elevation changes make this among the hardest holes at Aronimink. The tee shot is downhill into a fairway squeezed by a dozen bunkers. The mid iron approach is uphill to an elevated, two-tiered green that slopes back to front and is ominously guarded by a deep bunker along the right side.

Hole 13 | Par 4 | 385 yards

The shortest par 4 on the course demands an accurate tee shot into a tight fairway liberally sprinkled with bunkers. Bunkers narrow the front of the green, so expect approaches to favor the wider rear half. A new forward tee has been built to create a reachable par-4 when moved forward which will also bring the out of bounds to the left of the green into play. This will be a fun hole to watch.

Hole 14 | Par 3 | 216 yards

Sand surrounds most of this left to right angled green on this challenging par 3. Find the middle of the green and players will have a birdie opportunity but missing the green will make for a challenging up and down to save par.

Hole 15 | Par 4 | 546 yards

A new tee box turned this into the longest par-4 on the golf course. The tee shot should aim to the right side and use the right-to-left slope of the fairway. The green is one of the largest on property and with an open front allows players to run the ball onto the green if needed.

Hole 16 | Par 5 | 555 yards

Many contestants should be able to reach this par 5 in two, but only if they can hit their long approach shots very high and hold the wide, but shallow, green. A long, deep bunker on each side of the putting surface adds to the challenge. Birdies should be plentiful and another exciting hole to view.

Hole 17 | Par 3 | 229 yards

Designed for drama, this long, slightly downhill par 3 could significantly affect the outcome of the Championship. Any ball heading to the left will likely find the pond that runs down the entire left side of the green. The safe shot is to the middle of the large putting surface, but that will almost certainly leave a difficult two-putt. The front right hole location just beyond the bunker will also create a lot of challenges.

Hole 18 | Par 4 | 490 yards

Trees on both sides and a trio of bunkers on the right side of the fairway are certain to affect a player's tee-shot strategy. The approach is uphill to a large, terraced green that offers many interesting hole locations. Hole locations will likely favor the four corners of this challenging finishing green complex.

Aronimink Golf Club

Founded in 1896, Aronimink Golf Club boasts a formidable history with the PGA of America. The Club will host the PGA Championship for the second time in 2026 after Gary Player captured the Wanamaker Trophy there in 1962. Aronimink also hosted the 2003 Senior PGA Championship won by John Jacobs and the 2020 KPMG Women's PGA Championship won by Sei Young Kim. Aronimink became the first host site to stage each of the PGA of America's three rotating Major Championships. Gil Hanse completed a restoration of the famed course in 2018; it was originally designed by the legendary Donald Ross.



PGA CHAMPIONSHIP FUTURE SITES



Fields Ranch East

**109th PGA Championship
2027**
Fields Ranch East PGA Frisco
Frisco, Texas
1st PGA

**114th PGA Championship
2032**
Southern Hills Country Club
Tulsa, Oklahoma
6th PGA - 1970, '82, '94, 2007, '22

**110th PGA Championship
2028**
The Olympic Club
San Francisco, California
1st PGA

**115th PGA Championship
2033**
Bethpage Black
Farmingdale, New York
2nd PGA - 2019

**111th PGA Championship
2029**
Baltusrol Golf Club
Springfield, New Jersey
3rd PGA - 2005, '16

**116th PGA Championship
2034**
Fields Ranch East PGA Frisco
Frisco, Texas
2nd PGA - 2027

**112th PGA Championship
2030**
Congressional Country Club
Bethesda, Maryland
2nd PGA - 1976

**117th PGA Championship
2035**
Oak Hill Country Club
Rochester, New York
5th PGA - 1980, 2003, '13, '23

**113th PGA Championship
2031**
The Ocean Course
Kiawah Island, South Carolina
3rd PGA - 2012, '21

2027 PGA Championship: Field Ranch East at PGA Frisco

- The 109th PGA Championship will be contested at Fields Ranch East at PGA Frisco, May 17-23, 2027.
- This marks the return of men's Major Championship golf to the Dallas-Fort Worth region for the first time in 64 years and the first men's Major in Texas in 58 years.
- The 2027 edition will mark the fourth PGA Championship to be played in the state of Texas.
 - 1927 - Cedarcrest Country Club (Dallas) - Walter Hagen
 - 1963 - Dallas Athletic Club (Dallas) - Jack Nicklaus
 - 1968 - Pecan Valley (San Antonio) - Julius Boros
- Fields Ranch East, a Gil Hanse design, will host its first PGA Championship and third Major Championship following the 2025 KPMG Women's PGA Championship (Minjee Lee) and 2023 Senior PGA Championship (Steve Stricker).

ABOUT THE COREBRIDGE FINANCIAL TEAM



The **Corebridge Financial Team** consists of PGA of America Golf Professionals who earn a berth in the PGA Championship by finishing in the top-20 at the annual PGA Professional Championship. The 2026 Corebridge Financial Team was decided at this year's PGA Professional Championship, held April 26-29 at Bandon Dunes in Bandon, Oregon. Jesse Droemer (Houston, Texas) shot a final-round 2-under-par 70 to finish at 4-under-par 283 and win by one.



2026 PPC Champion Jesse Droemer

2026 PGA CHAMPIONSHIP: COREBRIDGE FINANCIAL TEAM



The low 20 scorers in the 2026 PGA Professional Championship who advanced to compete in the 2026 PGA Championship as members of the Corebridge Financial Team are listed below in order of finish, including the number of career PGA Championship appearances for each.

- Jesse Droemer (Houston, Texas) - Riverbend Country Club, Southern Texas Section - 3rd
- Ben Kern (South Bloomfield, Ohio) - Hickory Hills Golf Club, Southern Ohio - 3rd
- Michael Kartrude (Port St. Lucie, Fla.) - The Bear's Club, South Florida Section - 2nd
- Tyler Collet (Vero Beach, Fla.) - John's Island Club, South Florida Section - 5th
- Zach Haynes (Bowling Green, Ky.) - The Club at Olde Stone, Kentucky Section - 1st
- Garrett Sapp (Cypress, Calif.) - San Gabriel Country Club, Southern California Section - 1st
- Austin Hurt (Bainbridge Island, Wash.) - Wing Point Golf & Country Club - Pacific Northwest Section - 2nd
- Braden Shattuck (Aston, Pa.) - Rolling Green Golf Club, Philadelphia Section - 3rd
- Mark Geddes (Coronado, Calif.) - Coronado Golf Course, Southern California Section - 2nd
- Ben Polland (Wilson, Wyo.) - Shooting Star of Jackson Hole, Rocky Mountain Section - 5th
- Michael Block (Mission Viejo, Calif.) - Arroyo Trabuco Golf Club, Southern California Section - 8th
- Bryce Fisher (Oregon City, Ore.) - Arrowhead Golf Club, Pacific Northwest Section - 1st
- Ryan Lenahan (New Hudson, Mich.) - Walnut Creek Country Club, Michigan Section - 2nd
- Jared Jones (Dublin, Ohio) - Scioto Country Club, Southern Ohio Section - 3rd
- Francisco Bide (Duluth, Ga.) - Capital City Club, Georgia Section - 1st
- Chris Gabriele (Halesite, N.Y.) - Old Westbury Golf & Country Club, Metropolitan Section - 1st
- Derek Berg (Duvall, Wash.) - PNW Golf Academy, Pacific Northwest Section - 1st
- Ryan Vermeer (Elkhorn, Neb.) - Happy Hollow Club, Nebraska Section - 6th
- Paul McClure (Mobile, Ala.) - Robert Trent Jones Golf Trail at Magnolia Grove, Alabama-NW Florida Section - 1st
- Timothy Wiseman (New Albany, Ind.) - Different Strokes Golf Center, Indiana Section - 2nd



BEST FINISHES BY PGA OF AMERICA PROFESSIONALS IN THE PGA CHAMPIONSHIP

Since the start of the PGA Professional Champ. in 1968 (and earn low PGA of America Professional Honors)

PLACE	YEAR	PLAYER	COURSE
Third	1971	Tommy Bolt	PGA National GC/Ballentines CC today
Fourth	1969	Jimmy Wright	NCR CC, Dayton, Ohio ** true club professional
T-4	1972	Sam Snead	Oakland Hills
T-9	1973	Sam Snead	Canterbury GC
T-11	1969	Don Bies	NCR CC, Dayton, Ohio
T-11	1974	Tommy Aycock	Tanglewood Park GC
T-11	1986	Lonnie Nielsen	Inverness Club
T-12	1973	Denny Lyons	Canterbury GC
T-15	2023	Michael Block	Oak Hill
T-17	1988	Jay Overton	Oak Tree
T-19	1990	Bob Boyd	Shoal Creek
T-20	1972	Larry Wise	Oakland Hills
T-22	1974	Stan Brion	Tanglewood Park GC
T-22	1975	Ed Dougherty	Firestone CC
T-22	1976	Don Massengale	Congressional CC
T-24	1974	Don Massengale	Tanglewood Park GC (not low PGA pro in '74)
T-27	1983	Buddy Whitten	Riviera
T-28	1992	Tom Wargo	Bellerive
T-30	1970	Bob Menne	Southern Hills
T-30	1971	Gene Borek	PGA National GC; Ballentines CC today
T-30	1983	Bob Boyd	Riviera CC
T-30	1994	Bob Boyd	Southern Hills
T-31	2004	Chip Sullivan	Whistling Straits)
T-31	1993	Tom Wargo	Inverness Club
T-31	1993	Stu Ingraham	Inverness Club
T-40	2005	Steve Schneiter	Baltusrol GC
T-42	2018	Ben Kern	Bellerive CC
T-44	2021	Ben Cook	Ocean Course, Kiawah Island
T-44	2001	Rick Schuller	Atlanta Athletic Club
T-47	1987	Bob Betley	PGA National GC
T-5	1996	Bob Boyd	Valhalla Golf Club
T-60	2019	Rob Labritz	Bethpage Black
T-61	1981	Don Padgett	Atlanta Athletic Club
T-62	1984	Scott Bess	Shoal Creek
T-68	2010	Rob Labritz	Whistling Straits
T-68	2006	Don Yrene	Medinah
T-68	1999	Bruce Zabriski	Medinah
T-69	2011	Mike Small	Atlanta Athletic Club
T-69	2007	Mike Small	Southern Hills
70	2006	Jim Kane	Medinah
T-71	2015	Brian Gaffney	Whistling Straits
72	2024	Braden Shattuck	Valhalla Golf Club
77	2024	Jeremy Wells	Valhalla Golf Club (not low PGA pro)

Notes:

- Tommy Bolt (1971) and Sam Snead (1972, '73) each were classified as club professionals during those years they competed in the previous fall's PGA Professional Championship to earn a PGA Championship berth. Snead won the 1971 PGA Professional Championship and was runner-up in 1972, losing a playoff to Roger Watson in 1974.
- Jimmy Wright is the only career PGA Golf Professional to finish among the top-5 on the all-time list in a PGA Championship. Wright never joined the PGA Tour.
- Tom Wargo is the last PGA Professional (1992 & '93) to make two consecutive cuts in a PGA Championship.

The 2024 Low PGA of America Golf Professional, Braden Shattuck, after the final round of the PGA Championship at Valhalla Golf Club.





PGA CHAMPIONSHIP 1956

Champion: Jack Burke Jr.

Jack Burke Jr. overcame a two-hole deficit in the morning round at Blue Hill Golf & Country Club in Canton, Massachusetts, to defeat Ted Kroll, 3 and 2, in the first PGA Championship featuring a 128-player

Site: Blue Hill Golf & Country Club, Canton, Massachusetts
Date: July 20-24 **Purse:** \$40,000
Par: 36-35-71 **Field:** 128



second major championship of the year, having captured the Masters that April. Kroll, who was awarded the Purple Heart during service in World War II, suffered his second disappointment in a major this year: He'd been in contention on the closing holes of the 1956 U.S. Open, only to see Cary Middlecoff take the title.

match-play field. Burke's rally in the afternoon half of the 36-hole final came after falling 3-down on the 19th hole. But he rallied by winning five of the

next seven holes and posted a 32. With a 2-up lead going into the final nine, Burke claimed victory on the 34th hole when Kroll bogeyed. It was Burke's

been in contention on the closing holes of the 1956 U.S. Open, only to see Cary Middlecoff take the title.

Championship Summary



PGA CHAMPIONSHIP 1955

Champion: Doug Ford

Doug Ford scored a 4 and 3 victory over Cary Middlecoff in a match that was tightly contested through the first 27 holes at Meadowbrook Country Club in Northville, Mich. Despite a morning 66 by

Site: Meadowbrook Country Club, Northville, Michigan
Date: July 20-26 **Purse:** \$20,700
Par: 35-36-71 **Field:** 64



Ford, Middlecoff battled to a 1-up lead with a 67. Ford rallied in the afternoon, squaring the match for the fourth time on the 26th hole with a birdie. He then birdied the 29th, 30th and 32nd holes to take a 3-up advantage and closed the match with a

par-4 at the 33rd hole. It was a storybook week for Ford, competing in his first PGA Championship and becoming the first player to win in his debut since Tom Creavy in 1931. He was also the fourth player in PGA Championship match-play history to win

the Championship after winning medalist honors. Other players to achieve that feat were Walter Hagen (1926), Olin Dutra (1932) and Byron Nelson (1945). Ford also became the last to achieve medalist-to-champion distinction, as The PGA of America eliminated the 36-hole qualifier in 1956, doubling the field to 128 participants, who went straight into match play.

Championship Summary





PGA CHAMPIONSHIP 1954

Champion: Chick Harbert

Chick Harbert, who was runner-up in 1947 and 1952, avenged those disappointments by defeating defending Champion Walter Burkemo, 4 and 3, at Keller Golf Club in St. Paul, Minn. Burkemo began the match

Site: Keller Golf Club, St. Paul, Minnesota
Date: July 21-27 Purse: \$20,700
Par: 36-35-71 Field: 64



strong, winning three of the first four holes in his bid to become the first repeat PGA Champion since Denny Shute in 1936-37. However, Harbert played the next 29 holes in 8-under par, surrendering only

one hole to Burkemo. Harbert took control of the contest with wedge shots landing within inches at the 19th and 20th holes to build a 3-up lead. Burkemo had opportunities to trim the lead, but

could not make a series of critical putts. To reach the final, Harbert dropped a 15-foot birdie putt on the 18th green in his semi-final against Tommy Bolt for a 1-up decision. The Championship's early-round matches included a first-round 5-and-4 morning victory by Bob Toski over past Champion Jim Turnesa.

PGA CHAMPIONSHIP 1953

Champion: Walter Burkemo

More than 100,000 people turned out at Birmingham (Michigan) Country Club to watch local hero Walter Burkemo win his lone major championship with a 2-and-1 decision over Felice Torza. In the morning

Site: Birmingham Country Club, Birmingham, Michigan
Date: July 1-7 Purse: \$20,700
Par: 36-35-71 Field: 64



round, Burkemo went out in 1-over-par 72 but still held a 1-up lead. He started the afternoon strong with two birdies and a par to increase his lead to 2-up. Torza trimmed the deficit to one hole after the 29th when Burkemo bogeyed, but gave it back

at the 31st hole. Burkemo made bogeys at the 32nd and 34th to allow Torza to get within two holes, but closed the match with a par at the 35th hole. Golf World nicknamed the first day of play "Black Friday" with the upset defeats of Gene Sarazen to Torza, 2

and 1; Jack Fleck to Wally Ulrich, 3 and 2; Vic Ghezzi by Jimmy Clark, 2 and 1; Ed Oliver falling in overtime to Henry Williams, 1-up, 20 holes; Jack Isaacs downing Chandler Harper, 4 and 3; Lew Worsham losing to Dave Douglas, 1-up, on the 20th hole; Pete Cooper beating 1952 runner-up Chick Harbert, 3 and 2; Broyles Plemmons going to the 22nd hole to beat George Fazio, 1-up; and medalist Johnny Palmer being beaten by Jack Grout, 2 and 1.

Championship Summary



Championship Summary





PGA CHAMPIONSHIP 1952

Champion: Jim Turnesa

Jim Turnesa finally settled a 26-year-old family major championship jinx by beating Chick Harbert on the final green at Big Spring Country Club in Louisville for a 1-up victory. Turnesa was one of seven golfing brothers. His younger brother Willie, the only one to remain an amateur, gained attention by winning the U.S. and British Amateurs. But for the other brothers, all professionals, the only tournament success was as runners-up. In 1926, Joe Turnesa was runner-up to Bobby Jones in the U.S. Open, and in 1927 lost in

Site: Big Spring Country Club,
Louisville, Kentucky
Date: July 18-25 Purse: \$17,700
Par: 36-36-72 Field: 64



trailing Harbert 3-down when the morning round ended. He shot a 34 on the front side of the afternoon round, then picked up two holes and squared the match for the first time since the seventh hole with a birdie at the 32nd hole. The contest remained square until the final hole, where Harbert hooked his drive under an evergreen tree and made bogey while Turnesa parred the hole for the victory.

the finals of the PGA Championship to Walter Hagen. Jim Turnesa lost the 1942 PGA Championship to Sam Snead in the finals, and brother Mike lost the 1940 PGA Championship to Ben Hogan. In 1948 and 1949, Jim finished third in the U.S. Open. Jim won the 34th PGA Championship in dramatic fashion,

the 32nd hole. The contest remained square until the final hole, where Harbert hooked his drive under an evergreen tree and made bogey while Turnesa parred the hole for the victory.

Championship Summary



PGA CHAMPIONSHIP 1951

Champion: Sam Snead

Sam Snead put on a brilliant exhibition at rugged Oakmont Country Club, capturing his third and final PGA Championship with a 7-and-6 domination of Walter Burkemo. Snead won five of the first six holes, starting with an eagle, two birdies and three pars. Though Burkemo trailed by only three holes at the lunch break, it was too large a deficit to overcome as Snead started fast again in the afternoon with birdies on the 19th and 22nd holes, building a 5-hole advantage. The match came to an end at the 30th hole. Snead's secret was his play on the front side, where he was

Site: Oakmont Country Club,
Oakmont, Pennsylvania
Date: July 27-Aug. 3 Purse: \$17,700
Par: 37-35-72 Field: 64



24-under par. In total, he played the 202 holes of the Championship in 21-under par. Snead's march to the final featured narrow victories over Fred Haas (a birdie on the 18th hole for a 1-up decision), and a 21-hole duel to get past Marty Furgol, who lodged a protest that Snead had cleaned his ball on the 14th green without replacing it with a mark. The match

continued through the 18th all square before officials ruled that Snead had not broken any rules and had, in fact, blown at his ball to dislodge an insect. Snead waited 30 minutes on the tee with Furgol in the clubhouse with the committee. The protest was withdrawn and Snead birdied the 21st hole to win the match. Snead's championship victory also marked the end of an era in which nine of the 18 PGA Champions won the Championship more than once: Over the next 19 years, until Jack Nicklaus broke the streak in 1971, 19 different winners would be crowned PGA Champion.

Championship Summary





PGA CHAMPIONSHIP 1950

Champion: Chandler Harper

Chandler Harper of Portsmouth, Va., defeated Henry Williams Jr., 4 and 3, to win the 32nd PGA Championship at Scioto Country Club in Columbus, Ohio. Despite shooting a 75 in the morning round, Harper was 3-up as Williams shot a 79. Going into the final nine, Williams was still 3-down, and a bogey at the 30th hole all but sealed the contest. Harper won the match on the 33rd hole to become the second Virginian in a row to win the PGA Championship. In the semifinals, Williams Jr. beat Henry Picard, 1-up, on the 38th hole in one of the greatest comebacks

Site: Scioto Country Club,
Columbus, Ohio
Date: July 21-27 Purse: \$17,700
Par: 36-36-72 Field: 64



captured the 34th with another 20-footer for birdie. When Picard bogeyed the 35th hole, the match was square. Both players made birdies at the final hole to send the match into overtime. Both made pars at the 37th hole, with Williams having to make a five-footer. At the next hole, Picard three-putted for a bogey, missing one from 20 inches to give the match to Williams. In the other match, Harper surprised all by upsetting Jimmy Demaret, 2 and 1.

in the history of the PGA Championship. Williams found himself 6-down with just eight holes left in the match but won the 29th hole when Picard made a bogey and took the 30th with a birdie. Williams halved the 31st after missing a five-footer for birdie, but made a 20-footer for birdie at the 32nd to be only 3-down. He won the 33rd with a par and then

PGA CHAMPIONSHIP 1949

Champion: Sam Snead

Native Virginian Sam Snead won his second PGA Championship, defeating Johnny Palmer, 3 and 2, and delighting a partisan gallery at Hermitage Country Club in Richmond. Snead was 2-down after the front side, but he regained the two holes on the back side to finish the round square. Despite losing the 27th hole with a bogey, Snead went to the final nine 2-up. Palmer's chance for a comeback got slimmer when both birdied the 28th hole. Snead then birdied the 31st hole and the match ended three holes later,

Site: Hermitage Country Club,
Richmond, Virginia
Date: May 25-31 Purse: \$17,700
Par: 36-35-71 Field: 64



with Snead claiming a winner's check for \$3,500. In the semifinals, Palmer had an easier day, routing Lloyd Mangrum, 6 and 5. In the match of the day, Snead beat Jim Ferrier, 3 and 2. Ferrier gained the advantage with a morning-round 67 to lead 2-up, but Snead started a rally when he holed his second

shot from 30 yards for an eagle 2 at the 21st hole. He won three of the next six holes to finish the nine at 1-up. Ferrier squared the match with a birdie at the 28th hole, but gave it back with a bogey on the next hole. Snead closed out the match with birdies at the 31st and 33rd holes. After the first day of play, only two of the five former PGA Champions remained: Snead and Ferrier.

Championship Summary



Championship Summary





PGA CHAMPIONSHIP 1948

Champion: Ben Hogan

Ben Hogan, bidding to win the U.S. Open and the PGA Championship in the same year, used his irons with deadly accuracy in his 7-and-6 victory over Mike Turnesa at Norwood Hills Country Club in St. Louis.

Hogan's march to his second PGA Championship included posting a morning-round 66 to go 4-up. Despite a short rally from Turnesa in the afternoon, Hogan won the 28th, 29th and 30th holes to close

Site: Norwood Hills Country Club,
St. Louis, Missouri
Date: May 19-25 Purse: \$17,700
Par: 35-36-71 Field: 64



and Hogan beating Jimmy Demaret, 2 and 1, in a match where both players were 10-under par. The match was even at the 33rd hole, but Demaret took three putts and then lost the next hole when Hogan made an 18-footer for

birdie. Both made pars at the next two holes, which ended the match. In the opening round, former PGA Champion Bob Hamilton was on the losing end of a 20-hole match as Zell Eaton won, 1-up.

out the match. For the week, Hogan was 35 under par for the 213 holes he played. In the semifinals, both matches were close, with Turnesa coming from behind to beat Claude Harmon in overtime, 1-up,

PGA CHAMPIONSHIP 1947

Champion: Jim Ferrier

For the first time since 1937, a final match didn't include Ben Hogan, Byron Nelson or Sam Snead; instead, Australian native Jim Ferrier defeated Chick Harbert, 2 and 1.

Ferrier's putting was key, as he took only 52 putts over the course of the 35-hole match and finished 6-under par. For the Championship, Ferrier was 27 under par for the 243 holes he played. The Championship match was square after the morning round, but Ferrier fired a front-nine 32 and went to the final nine 3-up. Even though Harbert got one

Site: Plum Hollow Country Club,
Detroit, Michigan
Date: June 18-24 Purse: \$17,700
Par: 36-36-72 Field: 64



back with a birdie at the 30th hole, Ferrier's birdie at the next hole put him back at 3-up. Ferrier bogeyed the 34th hole to give one back, but when Harbert was unable to make his birdie at the 34th hole, the match came to an end. The two semifinal matches turned into big routs as Ferrier beat Art Bell, 10 and 9, and

Harbert defeated Vic Ghezzi, 6 and 5. In the quarterfinals, the Championship favorite, Lew Worsham, was defeated by former Champion Ghezzi, 3 and 2. Another surprise saw Jim Ferrier beat Lloyd Mangrum, 4 and

3, in a match which Ferrier controlled from the second hole. On the first day of play, Defending PGA Champion Hogan was ousted by Toney Penna, 3 and 1. In another upset, 45-year-old Gene Sarazen got by former Champion Johnny Revolta, 1-up, and then eliminated Snead, 2 and 1.

Championship Summary



Championship Summary





PGA CHAMPIONSHIP 1946

Champion: Ben Hogan

Ben Hogan claimed the first of his two PGA Championships as he defeated Ed Oliver, 6 and 4, at Portland (Oregon) Golf Club. In the morning round, Hogan had troubles with his putting and found himself 3-down, but with a 30 on the front nine of the afternoon round he took control of the match, going into the final nine 2-up. Hogan won four of the final five holes, making birdies on three of them, concluding the match on the 32nd hole with a birdie 3. For the day, Hogan

Site: Portland Golf Club,
Portland, Oregon
Date: Aug. 19-25 Purse: \$17,700
Par: 35-37-72 Field: 64



McSpaden, 6 and 5. The match ended at the 31st hole when McSpaden put his tee shot into the woods after Oliver hit his second shot close; McSpaden conceded the match. In the quarterfinals, Defending Champion Byron Nelson was eliminated with a bogey at the final hole as Oliver nipped him, 1 up. This was the last match that Nelson would ever play in the PGA Championship: His record would stand at 37 wins in 45 matches.

was 7 under par, playing the afternoon 14 holes in 8 under par. In the semifinals, Hogan defeated Jimmy Demaret, 10 and 8, the second biggest margin of victory in PGA Championship history. The other match saw Oliver shoot 9 under par to defeat Harold

Byron Nelson was eliminated with a bogey at the final hole as Oliver nipped him, 1 up. This was the last match that Nelson would ever play in the PGA Championship: His record would stand at 37 wins in 45 matches.

Championship Summary



PGA CHAMPIONSHIP 1945

Champion: Byron Nelson

Byron Nelson, making his fifth appearance in the finals, defeated Sam Byrd, who was making just his third PGA Championship appearance, 4 and 3. After the morning 18 at Moraine Country Club, Byrd finished the round with four straight birdies and a 2-up lead. Nelson rallied to win the 22nd, 25th and 26th holes and square the match. He went in front with a birdie at the 29th hole, which turned out to be the first of four straight holes that he won, sealing the victory. Nelson was 2-under for the day and a total of 37 under par for the 204 holes he played in the Championship. Byrd played well in the finals, but over the 197 holes he played in the Championship

Site: Moraine Country Club,
Dayton, Ohio
Date: July 9-15 Purse: \$14,700
Field: 32



he was only 14 under par. The semifinals turned into routs, as Byrd defeated Clarence Doser, 7 and 6, while Nelson easily beat Claude Harmon, 5 and 4. In second-round play, Byrd, a former New York Yankee outfielder, stunned former PGA Champion Johnny Revolta, 2 and 1. In the second round, Nelson had a tough time beating Mike Turnesa, 1 up, in a match that saw Nelson 2-down with just four holes left. Nelson responded to the challenge

by making birdies at the 33rd and 34th holes to square the match. He made eagle at the next hole and halved the final hole. It was a heartbreaking loss for Turnesa, who was 7 under par, but Nelson was 10 under par with rounds of 68 and 66. In the quarterfinals, Nelson defeated past Champion Denny Shute, 3 and 2. The victory put Nelson in the semifinals for the sixth time in a row. The night after Nelson's semifinal victory, he told his wife, Louise, that the pressure of the year was starting to get to him. He was in the midst of his streak of 11 straight wins and had already won seven in a row. Louise revealed years later that Nelson was disappointed that nobody had beaten him.

Championship Summary





PGA CHAMPIONSHIP 1944

Champion: Bob Hamilton

Bob Hamilton, a long shot, upset the 1940 PGA Champion, Byron Nelson, 1 up, in the finals at Manito Golf and Country Club. After the morning round, the match was even as both players shot 70. In the afternoon round, Hamilton won the 19th hole with a birdie 3. Nelson would never get the lead again. Hamilton got to 2-up when Nelson bogeyed the 29th hole, but Nelson birdied the next hole. Another birdie by Nelson at the 33rd hole squared the match, but Hamilton came back to win the next with a birdie. They halved the 35th hole with pars. At the final

Site: Manito Golf & Country Club,
Spokane, Washington
Date: Aug. 14-20 Purse: \$14,500
Field: 32



Charles Congdon, 8 and 7. Nelson shot a 67 in the morning round and led 7-up after 18 holes. In the other match, Hamilton beat George Schneider, 1-up. In the quarterfinals, the match of the day had Hamilton upsetting the leading money-winner, Harold McSpaden, 2 and 1. In a remarkable day of golf, Hamilton played more shots from the woods than on the fairways and played the 35 holes in 5 under par.

hole, a driveable 300 yards, Nelson's tee shot landed in heavy grass short of the green while Hamilton was just short of the green. Nelson pitched to within 10 feet of the hole, while Hamilton almost chipped in, his ball stopping 20 inches away. Nelson did force Hamilton to earn the Championship by making his birdie put. In the semifinals, Nelson rolled past

the leading money-winner, Harold McSpaden, 2 and 1. In a remarkable day of golf, Hamilton played more shots from the woods than on the fairways and played the 35 holes in 5 under par.

Championship Summary



PGA CHAMPIONSHIP 1942

Champion: Sam Snead

Sam Snead, who was to report to the Navy the day after the final match, defeated Corporal Jim Turnesa of the Army, 2 and 1, to win his first major championship. In the morning, Turnesa toured the course in 70 and jumped out to a 3-up lead. In the afternoon, Turnesa maintained his lead until a bogey on the 24th cost him a hole. By the end of the front nine, Snead had the match square. Turnesa bogeyed the

Site: Seaview Country Club,
Atlantic City, New Jersey
Date: May 23-31 Purse: \$7,550
Par: 36-35-71 Field: 32



29th hole to go 1-down, then made another bogey at the 30th hole to go 2-down. The match ended on the 35th hole when Snead holed a spectacular 60-foot chip shot for a birdie to secure the victory.

In the semifinals, Byron Nelson was forced into overtime then drove out of bounds on the 37th hole to lose to Turnesa. Snead was able to reach the finals with his victory over Jimmy Demaret, 3 and 2. Early-round play saw only one upset as defending PGA Champion Vic Ghezzi was eliminated by Demaret, 4 and 3, in the opening round at Seaview Country Club.

Championship Summary





PGA CHAMPIONSHIP 1941

Champion: Vic Ghezzi

Vic Ghezzi defeated Byron Nelson, 1 up, in an extra-hole match at Cherry Hills that had a bizarre finish. Ghezzi was 3-down after the 27th hole but squared the match by winning the first three holes of the final nine. On the final hole, both Ghezzi and Nelson missed the green with their second shots. Nelson pitched up to within 15 feet while Ghezzi chipped his ball four feet away. When Nelson missed his putt, Ghezzi had a shot at ending the contest, but missed the match-winning putt. At the 37th hole, Ghezzi had another chance to win the match with a 10-footer for

Site: Cherry Hills Club,
Denver, Colorado
Date: July 7-13 Purse: \$10,600
Par: 35-36-71 Field: 64



was between Nelson and Gene Sarazen, with Nelson able to win, 2 and 1. After the morning round, Sarazen had a 1-up lead as he shot 69, but after the 28th hole Nelson had the lead for the first time in the match. Going into the 35th hole, Nelson held a 1-up lead. Sarazen ran his birdie putt five feet past, then missed that putt to lose the hole and the match. In the other match, Ghezzi was able to hang on to beat Lloyd Mangrum 1 up, despite shooting a 40.

birdie, but missed. On the next hole, both missed the green with their second shots and both chipped up to within three feet. They were so close that even the referee couldn't determine who would putt first, so they flipped a coin. Nelson won the toss, but missed his putt. Ghezzi had another chance at victory and sank the putt. In the semifinals, the match of the day

Championship Summary



PGA CHAMPIONSHIP 1940

Champion: Byron Nelson

Byron Nelson won his first PGA Championship by edging Sam Snead, 1 up, on the West Course at Hershey Country Club. Nelson took an early 2-up lead by shooting 71 in the morning round, but Snead fought back in the afternoon, shooting 68. Snead took a 1-up lead to the 34th hole, but Nelson birdied the hole to remain 2-down. Snead almost ran in a 20-footer that would have tied the hole. At the 35th hole, Nelson hit a superb wedge to within two feet while Snead was six feet away. Snead

Site: Hershey Country Club,
Hershey Pennsylvania
Date: Aug. 26-Sept. 2 Purse: \$11,050
Par: 36-37-73 Field: 64



missed his putt, Nelson made his to go 1-up. At the final hole, a par-3, Nelson hit another splendid shot, a 3-iron to 10 feet, while Snead was just off the green. When Snead missed his shot, Nelson hit his putt to within inches for a tap-in and the victory. The semifinal matches ended with Nelson beating Ralph

Guldahl, 1-up, and Snead rolling over Harold McSpaden, 5 and 4. In the quarterfinals, the match of the day had Gene Sarazen pitted against Snead with Snead winning, 1 up. Snead was 3-down after the 28th hole, but won the 29th with a birdie, the 31st with a par and the 33rd with a par. When Snead made a birdie at the 34th hole to take a 1-up lead, it was the first time he was up in the match. The 35th and 36th holes were halved with pars.

Championship Summary





PGA CHAMPIONSHIP 1939

Champion: Henry Picard

In an exciting overtime match at Pomonok Country Club, Henry Picard won a 1-up decision over Byron Nelson to claim his only PGA Championship. Picard recorded birdies on the 36th and 37th holes to seal the match. Picard led most of the way until Nelson birdied the 29th hole to square the match. When Nelson birdied the 32nd hole, nearly driving the green 330 yards away, it was the first time he had the lead. After halving the 33rd hole with birdies, Picard saved the match by making a 25-footer for par to prevent him from going 2-down. The 35th hole was halved with pars. At the final hole, only 300 yards

Site: Pomonok Country Club,
Flushing, New York
Date: July 9-15 Purse: \$10,600
Field: 64



long, both players were just short of the green with their drives. Nelson hit a poor second shot to within 12 feet, Picard a better one to four feet. Nelson missed his putt and Picard made his, sending the match to extra holes. At the 37th hole, Picard hit his drive under a movie truck while Nelson was down the middle followed by hitting his approach to five feet. After Picard got relief, he left his second shot seven

feet away. Picard sank his putt while Nelson missed his. In the semifinals, Nelson rolled over Dutch Harrison, 10 and 9. In the other match, Picard had a tough time with Dick Metz, the match settled on the final green with Picard getting a 1-up victory. The quarterfinals saw the departure of the defending PGA Champion as Metz beat Paul Runyan, 2 and 1. The opening day saw Walter Hagen and Gene Sarazen, who between them had won eight of the 22 Championships, both lose first-round matches.

PGA CHAMPIONSHIP 1938

Champion: Paul Runyan

New York native Paul Runyan defeated Sam Snead, 8 and 7, to win his second PGA Championship. Runyan's short game produced a 67 in the morning, good for a 5-up lead, at Shawnee Golf and Country Club. He made the turn in 35 with a 7-up advantage, won the 28th hole, and closed out the match with a half on the 29th. Runyan was 24-under-par for the 196 holes he played; in his last 70 holes, he made only one bogey. The semifinals featured one of the best matches in PGA Championship history with


Site: Shawnee Country Club,
Shawnee-on-Delaware, Pennsylvania
Date: July 10-16 Purse: \$10,000
Par: 37-35-72 Field: 64



Snead beating Jimmy Hines, 1-up. It took a finish of four consecutive 3s from Snead to win, but if the contest had been decided by stroke play, Hines, who was 8-under for the day, would have won by one stroke. In the 147 holes of match play, Snead was 21-under-par. In the other semi, Paul Runyan was

6-under for 33 holes and easily beat Henry Picard, 4 and 3. In the third round, Denny Shute's attempt to win his third straight PGA Championship was halted when Jimmy Hines eliminated him, 2-and-1. In other third-round action, Byron Nelson routed Harry Bassler, 11 and 10, in perhaps the most sensational day of golf in PGA Championship history. He had a 64 in the morning round and won eight of the first nine holes. He went to lunch having won 12 holes and halving the rest.

Championship Summary



Championship Summary





PGA CHAMPIONSHIP 1937

Champion: Denny Shute

Denny Shute won his second consecutive PGA Championship in overtime, defeating Harold McSpaden, 1 up, after 37 holes. McSpaden jumped out to a 3-up lead after the first five holes, but Shute found his putting stroke, one-putted nine of the next 13 holes, squared the match after the front side, then turned things around to finish the morning 3-up. In the early stages of the afternoon round at Pittsburgh Field Club, McSpaden was 2-under-par and won four holes to enter the back side with a 1-up lead. When McSpaden bogeyed the 28th hole, the match was square. When Shute made bogeys at the 31st and

Site: Pittsburgh Field Club,
Aspinwall, Pennsylvania
Date: May 26-30 Purse: \$9,200
Field: 64



32nd holes, McSpaden was 2-up again. McSpaden bunkered his tee shot on the 34th hole, dropping to 1-up. On the 35th hole, McSpaden badly pulled his second shot under a tree and lost the hole to Shute's bogey. All square going to the last hole, McSpaden's tee shot hit a spectator and bounced into the fairway. He followed that with a great second to within four feet of the hole. Shute, also on in two, left his first

putt about three feet short, giving McSpaden a chance to win the match, but he missed as well, sending the match into overtime. On the first playoff hole, McSpaden missed a 10-footer for par and Shute made his four-footer to win. The semifinals were billed as the "Battle of Champions" as Shute faced Tony Manero, U.S. Open winner. Shute won the 33rd and 34th holes to win the match, 3 and 2. In the other match, McSpaden defeated Ky Laffoon, 2 and 1. On the first day of play, five former PGA Champions went down in defeat, with the only survivors being Denny Shute and Paul Runyan.

Championship Summary



PGA CHAMPIONSHIP 1936

Champion: Denny Shute

Denny Shute played David to Jimmy Thomson's Goliath. Outdriven by as much as 60 yards on many holes, Shute used his irons and putter to turn back Thomson, 3 and 2, at Pinehurst No. 2. In the morning round, Thomson shot 77 to Shute's 74, but Shute could only muster a 1-up lead. During the afternoon, Shute started to pull away with a 30-foot birdie putt at the 29th hole. His putter kept him alive the rest of the way. On the 31st hole, he hit a poor drive into the waste area and scuffed his next shot short

Site: Pinehurst Country Club,
Pinehurst, North Carolina
Date: Nov. 17-22 Purse: \$9,200
Par: 36-36-72 Field: 64



of the green; Thomson hit his second shot on the green, Shute pitched to 20 feet away, Thomson safely secured his par, and Shute made his putt for a half. The next two holes were halved with pars, with Shute closing out the match on the par-5 34th hole when he hit a spectacular second shot to just

three feet away. When Thomson missed his birdie putt, Shute knocked his putt in for eagle and a 3-and-2 victory. Notable players who didn't make it to match play were Walter Hagen, Leo Diegel, Sam Parks Jr., Byron Nelson and Jim Turnesa. During first-day play, all former PGA Champions in the field were eliminated as Gene Sarazen, Tommy Armour and Paul Runyan lost their matches; defending PGA Champion Johnny Revolta was defeated in the second round.

Championship Summary





PGA CHAMPIONSHIP 1935

Champion: Johnny Revolta

Weather played a key role in the finals, with frigid northern blasts numbing both 40-year-old legend Tommy Armour and upstart 24-year-old Johnny Revolta. Revolta birdied the first hole and Armour

Site: Twin Hills Country Club, Milwaukee, Wisconsin
Date: Oct. 18-23 Purse: \$7,820
Field: 64



won one, the 31st hole, when Revolta made bogey. But when Revolta put his tee shot on the par-3 32nd hole just 10 feet away, Armour knew the match was over. If there was a secret to Revolta's 5-and-4 win, it was

was never able to square the match again. A front-nine 33 at Twin Hills Golf and Country Club gave Revolta a 3-up advantage, and even though he was 2-over-par on the back nine, he still picked up another hole, going to lunch 4 up. Armour's game improved in the afternoon: He won the first hole with

a par, but it took him 12 more holes to win another and despite playing the first seven afternoon holes at even par, he lost one more hole. After Armour bogeyed the eighth hole, they went to the back side with Revolta 6-up. They matched par on the first three holes of the back nine and Armour finally

his putting: Over the course of the 32-hole match, Revolta didn't have a three-putt and one-putted 13 greens. During the first round, medalist and five-time PGA Champion Walter Hagen lost to Revolta, 1 up, in a nailbiter: At 18, Hagen had a chance to tie after Revolta made bogey, but missed his par putt.

Championship Summary



PGA CHAMPIONSHIP 1934

Champion: Paul Runyan

Not since 1923 had the PGA Championship final been so close and gone so long, and in the end Paul Runyan, the pupil and putting wizard, beat his former instructor, Craig Wood, 1 up, at the Park Country Club in

Site: Park Club of Buffalo, Williamsville, New York
Date: July 24-29 Purse: \$7,200
Field: 32




Williamsville, New York. After the morning round, Wood had a 1-up lead but lost his advantage on the front side of the afternoon round. He took the lead back at the 29th hole with an eagle 3, but Runyan squared the match three holes later with a birdie. Runyan picked up a hole with a Wood bogey at the 33rd hole. At the 35th hole, Wood almost holed his second shot, making birdie to be tied going to the

last hole. Both players missed the final green with their second shots and both chipped within 12 feet. PGA President George Jacobus had to decide who would putt first, and with considerable care he determined that Runyan was away. Both made their putts, forcing overtime. At the 37th hole, Runyan was short of the green in two while Wood was just eight feet away for eagle. Runyan hit a great chip

within two feet and was able to halve the hole when Wood missed his match-winning putt. At the next hole, Wood hooked his drive under a tree and sent his second into the crowd. Runyan didn't do much better as

he pushed his second shot right of the green, then faced a tough shot over a bunker that he played well, the ball stopping eight feet away. Wood chipped 12 feet short of the cup and just missed his par putt. Runyan made his to win. Several prominent names went down in the first round including former PGA Champions Walter Hagen and Leo Diegel and former U.S. Open Champions Billy Burke and Johnny Farrell.

Championship Summary





PGA CHAMPIONSHIP 1933

Champion: Gene Sarazen

Gene Sarazen had a lot to prove at Blue Mound Golf and Country Club. Earlier that week, Tommy Armour proclaimed that Sarazen was "all washed up as a championship contender." The remark lit a spark in Sarazen, who spent the week routing his competitors. Yet, after the morning round in the finals against Willie Goggin, Sarazen was only 1 up – despite a 1-under-par 69. "The Squire" went to work in the afternoon, winning three of the first

Site: Blue Mound Country Club, Wauwatosa, Wisconsin
Date: Aug. 8-13 **Purse:** \$7,200
Par: 35-35-70 **Field:** 32



for a washed-up golfer." In the first round, all favorites advanced with the exception of two-time PGA Champion Leo Diegel, who was eliminated by Goggin, 4 and 3; and Horton Smith, who was beaten by long shot Clarence Clark, 6 and 5. Walter Hagen, Craig Wood and Denny Shute had not entered the event.

five holes, shooting 34, and going into the final nine 4-up. With a birdie on the 32nd hole, Sarazen closed out the match, 5 and 4. As he was receiving his prize of \$1,000 and the Wanamaker Trophy for the third time, he told the audience, "Pretty good

Clarence Clark, 6 and 5. Walter Hagen, Craig Wood and Denny Shute had not entered the event.

Championship Summary



PGA CHAMPIONSHIP 1932

Champion: Olin Dutra

In the finals, Olin Dutra continued the assault on par he showcased throughout the PGA Championship at Keller Golf Club in St. Paul, Minnesota, beating Frank Walsh, 4 and 3. For Walsh, it was a valiant try that seemed impossible just seven months prior as he had suffered a fractured skull and was sidelined for eight weeks. As for Dutra, his performance at Keller Golf Course was one of the most dominant in PGA Championship history. Over the course of the six

Site: Keller Golf Club, St. Paul, Minnesota
Date: Aug. 31-Sept. 4 **Purse:** \$7,200
Field: 32



days, Dutra played 196 holes and was 19-under-par. The first round was full of overtime surprises as several of the favorites were eliminated. In a stunning defeat that went seven extra holes (the second-longest match in PGA Championship

history), five-time PGA Champion Walter Hagen lost to Johnny Golden, who rolled in a 10-footer for birdie on the 43rd hole. Other upsets that went extra holes had Reggie Myles beating Horton Smith and Vincent Eldred staggering past Paul Runyan. But the most amazing match was between Bobby Cruickshank and Al Watrous, as Watrous relinquished a 9-up lead and lost in overtime on the 41st hole.

Championship Summary





PGA CHAMPIONSHIP 1931

Champion: Tom Creavy

Making his PGA Championship debut, Tom Creavy was able to hold off Denny Shute, 2 and 1. After the 30th hole, it appeared that Creavy, 4 up, was going to win in a rout. But Shute fought back. On the 31st hole at Wannamoisett Country Club, Creavy made bogey while Shute made par to get one back. Despite Shute hitting his drive into a water hazard at the 32nd hole, they still halved the hole. At the 33rd hole, Shute made a birdie to get another one back. When Creavy

Site: Wannamoisett Country Club, Rumford, Rhode Island
Date: Sept. 7-14 Purse: \$7,200
Par: 34-35-69 Field: 32



was one of the finest matches I think that was ever played." In the quarterfinals, Tommy Armour's one-year reign as PGA Champion came to an end at the hands of Shute, 3 and 1. The first round saw a number of upsets with Walter Hagen, Leo Diegel, Johnny Farrell, Ed Dudley and Al Espinosa losing. Hagen's loss was the biggest surprise, as veteran Peter O'Hara eliminated the five-time PGA Champion, 4 and 3.

made a double-bogey at the 34th hole, it looked like he was folding. But that was as close as Shute got as he made bogey at the 35th hole to lose, 2 and 1. Creavy got a great thrill afterward when his hero Bobby Jones, who was refereeing the match, said, "It



PGA CHAMPIONSHIP 1930

Champion: Tommy Armour

The final was something out of a Hollywood script, with two great golfers battling to their final putts to determine the PGA Champion. Even though Gene Sarazen was the favorite over Tommy Armour, especially with Sarazen playing on his home course at Fresh Meadow Country Club, it was one of those matches where neither player had the upper hand. The biggest lead was just two holes, which both players had at one time during the contest. Following the morning round, Armour had a 1-up lead after shooting 71 to Sarazen's 72. On the front nine of the

Site: Fresh Meadows Country Club, Flushing, New York
Date: Sept. 8-13 Purse: \$10,300
Field: 32



afternoon round, Sarazen got the hole back and they went to the final nine all-square. On the 18th hole, Sarazen hooked his tee shot while Armour hit the fairway. Sarazen put his second shot into a greenside bunker. Armour, who had a poor lie, also hit into the bunker. Sarazen got out to 10 feet past the hole, while Armour exploded 12 feet away. As Armour got

over his putt, he was forced to back away after a photographer disturbed him. When he finally hit the ball, it had just enough momentum to topple in to win. Sarazen, who looked surprised that Armour made it, putted hurriedly and missed. Notable players who did not make the field in sectional qualifying included past PGA Champions Walter Hagen, Jock Hutchison and Jim Barnes. Leo Diegel ended his two-year reign as PGA Champion in the second round, losing to Harold Sampson, 1 up.

Championship Summary



Championship Summary





PGA CHAMPIONSHIP 1929

Champion: Leo Diegel

Leo Diegel won his second consecutive PGA Championship after once again ousting rival Walter Hagen in the semifinals, this year 3 and 2. He then topped Johnny Farrell in the finals, 6 and 4. At one point, Diegel won four straight holes from Farrell only to lose the next three. Farrell won the 18th hole to finish the morning round 1 up. Diegel started the afternoon round on the right foot by winning the 19th hole to square the match. On several of the next eight holes,

Site: Hillcrest Country Club, Los Angeles, California
Date: Dec. 2-7 **Purse:** \$5,000
Par: 36-35-71 **Field:** 32



Diegel's ball into the cup to lose the hole. It happened again on the next green so instead of being all square or 1-down through safer play, Farrell found himself 3-down. At the next hole, Farrell again had a three-footer for a win, yet even without Diegel's ball in his way, he still missed the putt. Diegel parred the rest of the holes to seal the win at Hillcrest Country Club.

he frustrated Farrell with some well-placed stymies, notably on the 27th green when Diegel, who was 1-up, missed a short putt, his ball stopping to partly cover the cup and blocking Farrell's five-foot putt. Farrell tried to negotiate around but failed, knocking

PGA CHAMPIONSHIP 1928

Champion: Leo Diegel

In a stunning upset, five-time PGA Champion Walter Hagen lost to rival Leo Diegel in the quarterfinals, 2 and 1, snapping "The Haig's" consecutive PGA Championship match-play winning streak at 22. Diegel then handily beat Gene Sarazen, 9 and 8, in the semifinals, and Al Espinosa in the finals, 6 and 5, as Espinosa's putting touch deserted him. Espinosa got off to a good start on Baltimore Country Club's East Course, winning the second hole, but then three-putted the third hole. After Espinosa won the sixth

Site: Five Farms Country Club, Baltimore, Maryland
Date: Oct. 1-6 **Purse:** \$10,400
Par: 35-35-70 **Field:** 32



hole, Diegel made up ground with two birdies in a row and played brilliantly on the back nine, ending the morning 4-up. Espinosa hung on during the front nine of the afternoon round but was unable to cut into Diegel's lead. After consecutive three-putts on the 29th and 30th holes, the match ended

one hole later. While Diegel had finally won a PGA Championship, he did not receive the Rodman Wanamaker Trophy for his efforts, as Hagen shockingly announced that the trophy had been lost in a Chicago taxicab two years prior. In 1930, a porter in Grand Rapids, Mich., found the trophy undamaged in the basement of the L.A. Young Company, manufacturer of Hagen's golf clubs.

Championship Summary



Championship Summary





PGA CHAMPIONSHIP 1927

Champion: Walter Hagen

Walter Hagen won a record fifth PGA Championship with a dramatic 1-up win as Joe Turnesa left a putt on the lip of the final hole at Cedar Crest Country Club. Turnesa got off to a good start, carding a 71 in the morning round to Hagen's 77, yet he went to lunch with only a 2-up lead. Turnesa added one more at the 19th, but then the tide turned and five-footers that had been no problem became a struggle. On the 29th hole, a Hagen birdie squared the match, then Turnesa bogeyed the 31st hole. In the semifinal

Site: Cedar Crest Country Club, Dallas, Texas
Date: Oct. 31- Nov. 5 **Purse:** \$15,441
Par: 36-35-71 **Field:** 32



won the 35th hole to go 1-up. On the final green, Espinosa was 25 feet away and Hagen was over the green with no chance of making birdie. But he hit a great chip shot and his par 4 was conceded. Despite having two putts

for victory, Espinosa looked very uncomfortable, leaving his approach putt a yard short then missing the match-winner. On the first extra hole, Espinosa three-putted again, giving Hagen the match.

matches, Turnesa had an easy time of John Golden, who was mired in a putting slump. Turnesa built a 9-up lead after the morning round and won the match, 7 and 6. In the other, between Al Espinosa and Hagen, it looked as if the defending PGA Champion was going to be beaten when Espinosa

PGA CHAMPIONSHIP 1926

Champion: Walter Hagen

Walter Hagen won his fourth PGA Championship in six years on the Red Course at Salisbury Golf Club with a 5-and-3 victory in the final over Leo Diegel, who was noticeably suffering from an attack

Site: Salisbury Golf Links, Westbury, Long Island, New York
Date: Sept. 20-25 **Purse:** \$11,100
Par: 36-36-72 **Field:** 32



of nerves. It was clear when Diegel, 2-down after the morning, had problems on the first hole in the afternoon, overshooting the green and his ball

rolling under a car. When the owner moved the vehicle, Diegel found his ball in a deep rut: It took him three swipes to get on the green. He managed

to win the next hole, but Hagen took the 28th and 31st to go 4-up. When Diegel produced a 6 on the 33rd hole, Hagen had his fourth PGA Championship. In the first round, former PGA Champions Gene Sarazen and Jim Barnes squared off: Sarazen, 1-up during the afternoon round, made the turn in 32 and eventually won, 5 and 4.

Championship Summary



Championship Summary





PGA CHAMPIONSHIP 1925

Champion: Walter Hagen

Walter Hagen eagled the first hole of his final match against Bill Mehlhorn at Olympia Fields Country Club in Olympia Fields, Illinois, propelling him to a 6-and-5 victory and his third consecutive PGA Championship. In the Championship match, both players went out in 33 with Hagen clinging to a 1-up lead. He continued to sizzle on the back side, where he matched par on every hole except for a birdie at the 13th to post a 67. Despite a par round, Mehlhorn found himself 4-down. Picking up where he left off, Hagen started the afternoon with a 33 and picked up another hole on Mehlhorn, who had a 1-under-par

Site: Olympia Fields Country Club,
Olympia Fields, Illinois
Date: Sept. 21-26 Purse: \$6,330
Field: 32



than one hole. Hagen came to the final hole in the afternoon dormie one, but lost the hole to send the match into overtime, where he won on the 39th hole. In the quarterfinals against Leo Diegel, Hagen got off to a poor start, taking five holes before making a par: Diegel stood 4-up after the first nine and finished the round 5-up. Hagen trimmed the deficit to 2-down after the 27th hole and they halved the next five holes. Hagen got another hole back, won the 36th to send the match into overtime, and won on the fourth extra hole.

34. Hagen won two more holes and closed out the match on the 31st hole. The biggest surprise of the first round was the defeat of two-time PGA Champion Gene Sarazen, who went down in an 8-and-7 drubbing at the hands of Jack Burke Sr. At the same time, Hagen needed 39 holes to oust low qualifier Al Watrous. Hagen trailed throughout the morning, but neither player ever gathered an advantage of more



PGA CHAMPIONSHIP 1924

Champion: Walter Hagen

Walter Hagen began the most remarkable four-year win streak in major championship history by capturing his second PGA Championship at French Lick Springs in French Lick, Indiana. In the semifinal, he rolled past Ray Derr, 8 and 7, while two-time Champion Jim Barnes struggled to defeat Larry Nabholz, 1-up. Barnes was 1-down after the morning round and hadn't gained any of it back with two holes left to play. He squared the match with a 3 at the 35th hole, and eventually Nabholz's inexperience in major competition cost him the match. The 24-year-old's second shot to the home

Site: French Lick Springs,
French Lick, Indiana
Date: Sept. 15-20 Purse: \$6,830
Field: 32



hole was over the green; instead of putting down the slope he used a niblick and skidded his ball way past the hole. He two-putted for bogey and Barnes made a routine par. Barnes' attempt to avenge a loss to Hagen in the finals of the 1921 Championship went awry due to a faulty putter: In the morning, four three-putt greens cost him four holes and left him 4-down. In the afternoon, Barnes fought back with a front nine of

34 and, with a birdie on the 29th hole, trimmed Hagen's lead to 1-up. They traded wins at the 30th and 31st holes, but when Hagen won the 34th hole, Barnes was dormie two. On the 35th hole, Hagen took three putts, including missing from three feet. Going to the finishing hole, Barnes needed a win to send the match into overtime, but a bad drive followed by a shanked mashie niblick handed the match to Hagen, 2-up. The biggest surprise of the early rounds involved Gene Sarazen, who came into French Lick Springs undefeated in two previous Championships but was upset, 2 and 1, in the second round by Nabholz.

Championship Summary



Championship Summary





PGA CHAMPIONSHIP 1923

Champion: Gene Sarazen

Gene Sarazen captured his second consecutive PGA Championship, this one at Pelham Country Club, with five superior early-round performances before facing Walter Hagen in one of the classic final matches of the era. To get there, Sarazen edged two-time Champion Jim Barnes, 1-up, thanks to a birdie on the final hole of their quarterfinal battle. In the semifinal, Sarazen rolled past Bobby Cruickshank, 6 and 5. Hagen was a study in match-play domination, never allowing an opponent to reach the 17th hole and powering past George McLean, 12 and 11, in the most lopsided semifinal in Championship history. Sarazen successfully defended his title by

Site: Pelham Golf Club,
Pelham Manor, New York
Date: Sept. 23-29 **Purse:** \$3,600
Par: 36-36-72 **Field:** 64



match almost ended with the tee shots at the second hole when Sarazen hit into heavy rough, just a couple of feet from an out-of-bounds fence. With a crowd gathered around him, Sarazen was heard by a few spectators

to say, "I'll put this one up so close to the hole that it will break Walter's heart," which he did. It was one of the most magnificent shots ever in championship golf, dropping short of the pin and coming to rest two feet away from a certain birdie. Hagen followed by chipping poorly into a greenside bunker, his last-gasp effort to tie Sarazen resulting in his bunker approach coming within inches of the hole.

defeating Hagen in the first extra-hole final in PGA Championship history, but it took one of Hagen's patented charges to send the match to overtime. All square after the morning round, Sarazen built a 3-hole lead after the front nine of the afternoon round. Hagen rallied with a birdie at the 29th hole and squared the match by winning the 34th and 35th holes. The final hole was halved, sending the match on. The first extra hole was halved, but the

Championship Summary



PGA CHAMPIONSHIP 1922

Champion: Gene Sarazen

Former PGA Champion Jock Hutchison had a chance to avenge his previous year's loss when he met reigning U.S. Open Champion Gene Sarazen in the quarterfinals. The match went to the 35th hole, with Sarazen winning, 3 and 1, after trailing Hutchison through the morning half and the greater part of the afternoon. In the semifinals, Sarazen met Bobby Cruickshank and came out on top with a 3-and-2 victory. In the other match, Emmett French disposed of John Golden, 8 and 7. The first 18 in the final was tight, with Sarazen and French all square before lunch. After 26 holes

Site: Oakmont Country Club,
Oakmont, Pennsylvania
Date: Aug. 12-18 **Purse:** \$2,580
Par: 36-35-71 **Field:** 64



the match was still even, then Sarazen claimed the 27th, 28th and 29th holes. They halved the 30th but Sarazen won the 31st, and after halves at the 32nd and 33rd holes, Sarazen closed the match, 4 and 3. The 20-year-old reached a new milestone in golf as he became the first player to hold the U.S. Open and PGA Championship titles at the same time. The early

surprise of the Championship at Oakmont Country Club was Walter Hagen choosing to not defend his title due to exhibition engagements. Two-time Champion Jim Barnes fell to Johnny Farrell, 1-up, in the second round; Farrell was then eliminated by his former mentor, Tom Kerrigan, 4 and 3. The field for match play was 64 players who qualified in local districts; all first matches were played at 18 holes with the rest of the matches played at 36 holes.

Championship Summary





PGA CHAMPIONSHIP 1921

Champion: Walter Hagen

Two-time U.S. Open Champion Walter Hagen began his remarkable PGA Championship legacy with four impressive match victories before facing two-time PGA Champion Jim Barnes in the finale at Inwood Country Club in Far Rockaway, New York. To get there, both players survived semifinal duels contested in miserable weather. A rainstorm put a halt to the Emmett French-Barnes match, with Barnes leading 2-up; finishing the remaining 12 holes the next morning, Barnes won, 5 and 3. In the other semifinal, Hagen offered to postpone

Site: Inwood Country Club,
Far Rockaway, New York
Date: Sept. 26-Oct. 1 **Purse:** \$2,580
Field: 16



their match, but Cyril Walker refused and battled to the bitter end with Hagen winning, 5 and 4. In the final, Hagen went out in 69 in the morning round for a 1-up lead over Barnes. In the afternoon, Hagen continued his brilliant all-around game and putted spectacularly, his front nine 4-under 33 building a 4-up advantage. Hagen closed the match at the

34th hole, 3 and 2. The early-round surprise was a second-round exit by defending PGA Champion and newly-crowned British Open winner Jock Hutchison, who was outplayed by 19-year-old Gene Sarazen. A former caddie, Sarazen had Hutchison 8-down after the first 18 holes, thanks in part to a brilliant 69, and went on to win, 8 and 6. Walker halted Sarazen's bid in the quarterfinals, 5 and 4. The field for match play was selected on a basis of the best 31 finishers in the U.S. Open, with defending PGA Champion Jock Hutchison filling the 32nd berth.

Championship Summary



PGA CHAMPIONSHIP 1920

Champion: Jock Hutchison

Jock Hutchison, runner-up in the inaugural PGA Championship, only got a berth in 1920 because George Fotheringham and Arthur Clarkson were unable to attend. He responded in typical form, cruising through four matches at Flossmoor Country Club before facing Douglas Edgar in the final. In the semifinal, Hutchison posted a 4-and-3 win over Harry Hampton thanks to a brilliant start and a couple of stymies. In the other semifinal, Edgar routed George McLean, 8 and 6. Edgar opened the final match with a two-hole advantage, but Hutchison rallied to go 1 up after the morning


Site: Flossmoor Country Club,
Chicago, Illinois
Date: Aug. 17-21 **Purse:** \$2,580
Field: 32



round thanks to Edgar missing a three-footer at 16 and an 18-inch putt on the 17th hole. Hutchison built a 3-up lead after nine holes in the afternoon and increased his lead with a win at the 28th hole, but Edgar won the 29th. The next two holes were halved so with five holes left to play, Hutchison stood 3-up. But he suffered driving problems on the next two holes and lost both of them. With three

holes to play he was 1-up but again hit a bad tee shot into the rough, followed by a wonderful shot to the green to earn a par 4; Edgar reached the green in regulation, only to three-putt, missing a five-footer. Owing a 2-up advantage on the 17th tee, Hutchison lost the hole on a stymie, but won the match when the pair halved the 18th with fives, Edgar hitting his approach into a bunker and unable to get up and down. The Championship featured a second-round upset of two-time defending Champion Jim Barnes, who saw an 11-match win streak snapped, 5 and 4, by Clarence Hackney.

Championship Summary





PGA CHAMPIONSHIP 1919

Champion: Jim Barnes

The PGA Championship resumed after a two-year break due to World War I, and the finale at Engineers Country Club in Roslyn, N.Y., was similar to 1916, featuring an Englishman and a Scot in the showcase

Site: Engineers Country Club, Roslyn, Long Island, New York
Date: Sept. 16-20 **Purse:** \$2,580
Par: 35-35-70 **Field:** 32



twosome. Fred McLeod, at 5-foot-3 the smallest man in the field, faced the tallest in defending PGA Champion Jim Barnes, a lanky 6-3. McLeod enjoyed a 1-up lead after the front nine and won the 10th hole. But his approach to the 11th was a bit strong and he missed an 18-inch putt. Unnerved, McLeod lost six of the remaining seven holes to end the first

18 holes 5-down. In the afternoon, his putting woes continued while Barnes proved his skill, holing a 40-foot birdie putt on the 31st hole for a 6-and-5 victory. The second round featured a couple of upsets when George McLean beat Mike Brady, 6 and 5, and Jimmy West defeated Wilfred Reid, 2 and 1. It also had the battle of two giants, Barnes facing Otto Hackbarth,

the two tallest players in the Championship: Barnes won on the 34th green, 3 and 2, after superior putting. Jock Hutchison, runner-up in 1916, fell to Bob McDonald in the quarterfinals, 3 and 2. In other matches, Barnes defeated Emmet French, 3 and 2; McLean routed James West, 9 and 7; and McLeod, the 1908 U.S. Open winner from Carnoustie, Scotland, enjoyed an 8 and 6 victory over Douglas Edgar.

Barnes defeated Emmet French, 3 and 2; McLean routed James West, 9 and 7; and McLeod, the 1908 U.S. Open winner from Carnoustie, Scotland, enjoyed an 8 and 6 victory over Douglas Edgar.

Championship Summary



PGA CHAMPIONSHIP 1916

Champion: Jim Barnes

Three British-born golfers and one American reached the semifinals of the inaugural PGA Championship at Siwanoy Country Club in Bronxville, New York. America's hopes rested upon Walter Hagen, a PGA of America Charter

Site: Siwanoy Country Club, Bronxville, New York
Date: Oct. 10-14 **Purse:** \$2,580
Field: 32




Member, who battled St. Andrews native Jock Hutchison in one match while Jim Barnes, a native of Cornwall, England, met Willie MacFarlane, formerly of Aberdeen, Scotland. Hagen built a 1-up lead after 27 holes on Hutchison, but lost the 12th and 13th holes. The next four holes were halved and, with Hagen hitting his second shot into a brook short of the green, Hutchison won the match, 2 up. Meanwhile, Barnes had no difficulty outplaying MacFarlane, 6 and 5. In the final, Hutchison jumped out to a three-hole lead,

shooting 37 to Barnes' 39. On the back nine, Barnes reduced the lead to one, both players scoring 77 for the first 18 holes. After a break, the match resumed with Barnes telling the crowd before his drive on the first hole, "I always do better after lunch." Indeed, Barnes squared the match at the 21st hole and took the lead for the first time at the 25th hole with an 18-foot putt. The 27th hole was halved in birdie 3s, with Barnes making a 35-foot putt. Barnes made another long (25 feet) curling putt on the next hole

to go 2-up. Hutchison rallied with a 15-foot birdie at the next hole, won the 31st, and took a 1-up lead at the 33rd hole. The 34th hole was halved in fours, but Hutchison missed a five-footer on the next to square the match. On the final green, both players

had five-footers for fours and, after a measurement, it was decided that Hutchison was out. Hutchison missed the putt and Barnes made his, winning 1 up. "Long Jim" won \$500 along with a gold medal that included a diamond. In a rarity, Hutchison also received a gold medal without an embedded diamond and \$250. Siwanoy Head Professional Thomas Kerrigan had the distinction of being the first player to hit a shot in the PGA Championship, enroute to a 6 and 4 victory over Charles Adams.

Championship Summary





PGA CHAMPIONSHIP PLAYER RECORDS

STROKE PLAY (1958 to present)

Player	Best Finish	Years	Rds	Cuts Made	Top 3	Top 5	Top 10	Top 25	Low	High	Avg.	To Par	65<	60s	<Par	Par	\$
Clark, Jimmy	39T (1960)	3	8	1	0	0	0	0	71	78	74.50	36	0	0	0	0	\$200.00
Clark, Tim	3 (2003)	13	44	9	1	1	1	1	68	82	72.41	56	0	7	14	4	\$872,028.56
Clark, Wyndham	50T (2025)	5	14	2	0	0	0	0	69	77	73.14	30	0	1	1	2	\$70,824.00
Clarke, Darren	9T (2000)	18	48	6	0	0	1	1	65	81	73.56	121	1	7	10	7	\$318,931.43
Clarkson, Don	CUT	1	2	0	0	0	0	0	75	78	76.50	11	0	0	0	0	\$0.00
Claxton, Paul	CUT	1	2	0	0	0	0	0	82	83	82.50	23	0	0	0	0	\$3,000.00
Clearwater, Keith	48T (1991)	5	13	2	0	0	0	0	71	85	74.85	44	0	0	1	2	\$9,375.00
Cleary, John	68 (1963)	1	4	1	0	0	0	0	74	76	75.00	16	0	0	0	0	\$200.00
Cleaver, Tom	CUT	1	2	0	0	0	0	0	77	80	78.50	17	0	0	0	0	\$1,200.00
Clements, Lennie	30T (1994)	6	20	4	0	0	0	0	67	86	73.75	59	0	3	4	3	\$20,188.33
Cline, Dick	35T (1958)	4	10	1	0	0	0	0	72	83	76.60	66	0	4	0	0	\$162.00
Coceres, José	10T (2002)	5	16	3	0	0	1	1	67	79	72.69	31	0	0	5	2	\$199,200.95
Cochran, Russ	7T (1992)	14	42	7	0	0	2	2	65	80	72.86	68	1	10	11	3	\$127,642.86
Coetzee, George	7T (2015)	6	16	2	0	0	1	1	65	79	72.44	21	1	4	5	0	\$323,700.00
Coghill, Gene	CUT	4	10	0	0	0	0	0	73	80	76.00	58	0	0	0	0	\$0.00
Colbert, Jim	12T (1973)	17	58	12	0	0	0	0	66	80	73.05	143	0	5	8	5	\$25,301.56
Coldwater, Cleve	CUT	1	2	0	0	0	0	0	75	78	76.50	11	0	0	0	0	\$1,200.00
Cole, Bobby	3T (1974)	5	20	5	1	1	1	1	68	79	72.55	35	0	3	4	1	\$17,037.85
Cole, Chris	CUT	1	2	0	0	0	0	0	80	83	81.50	23	0	0	0	0	\$500.00
Cole, Clayton	69T (1976)	3	10	2	0	0	0	0	69	79	75.40	54	0	1	1	0	\$771.43
Cole, Eric	15T (2023)	3	10	2	0	0	0	0	67	74	70.90	3	0	1	3	4	\$353,010.00
Cole, Preston	CUT	1	2	0	0	0	0	0	75	83	79.00	16	0	0	0	0	\$4,000.00
Collet, Tyler	CUT	4	8	0	0	0	0	0	71	88	77.00	48	0	0	0	0	\$15,200.00
Collett, Don	CUT	1	2	0	0	0	0	0	78	82	80.00	20	0	0	0	0	\$0.00
Collins, Bill	12T (1960)	10	33	7	0	0	0	0	70	83	74.67	151	0	0	0	3	\$3,922.00
Collins, El	CUT	1	2	0	0	0	0	0	74	78	76.00	8	0	0	0	0	\$0.00
Collins, Ross	CUT	1	3	0	0	0	0	0	75	77	76.00	18	0	0	0	0	\$0.00
Collins, Tim	CUT	6	12	0	0	0	0	0	72	86	76.25	63	0	0	0	1	\$4,150.00
Colsaerts, Nicolas	CUT	4	8	0	0	0	0	0	71	78	74.13	27	0	0	0	0	\$11,000.00
Coltart, Andrew	37T (2001)	4	16	4	0	0	0	0	67	80	72.50	24	0	1	4	3	\$44,364.29
Combs, Michael	CUT	1	2	0	0	0	0	0	79	79	79.00	18	0	0	0	0	\$2,000.00
Compton, Erik	CUT	1	2	0	0	0	0	0	71	73	72.00	2	0	0	0	1	\$2,500.00
Congdon, Charles	59T (1963)	1	4	1	0	0	0	0	70	79	74.50	14	0	0	1	0	\$275.00
Conley, John	CUT	1	2	0	0	0	0	0	81	82	81.50	23	0	0	0	0	\$0.00
Conner, Frank	23T (1979)	4	12	2	0	0	0	0	69	79	73.08	33	0	1	1	2	\$6,550.00
Connors, Corey	12T (2023)	7	24	5	0	0	0	0	67	76	71.25	14	0	8	9	2	\$867,704.00
Connor, Joe	CUT	2	5	0	0	0	0	0	73	81	76.40	32	0	0	0	0	\$0.00
Conrad, Joe	44T (1964)	3	10	2	0	0	0	0	69	80	74.60	46	0	1	1	0	\$702.50
Consolver, Tex	CUT	1	2	0	0	0	0	0	82	84	83.00	24	0	0	0	0	\$0.00
Coody, Charles	4 (1977)	15	50	10	0	1	4	4	67	79	72.84	114	0	8	13	4	\$36,758.01
Cook, Austin	50T (2018)	1	4	1	0	0	0	0	67	72	69.50	-2	0	2	2	1	\$24,833.33
Cook, Benjamin	44T (2021)	3	8	1	0	0	0	0	69	77	73.13	17	0	1	1	1	\$37,500.00
Cook, John	2T (1992)	17	58	12	1	2	4	4	66	79	71.78	49	0	13	16	10	\$360,265.41
Cook, John H.	44T (1964)	10	27	3	0	0	0	0	69	81	76.11	149	0	1	1	1	\$1,043.88
Cook, Lawrence	CUT	1	2	0	0	0	0	0	77	79	78.00	16	0	0	0	0	\$0.00
Coon, Ross	54 (1970)	4	12	2	0	0	0	0	72	81	75.75	67	0	0	0	0	\$769.00
Cooper, Pete	15T (1960)	9	32	7	0	0	0	0	68	78	73.53	99	0	2	4	2	\$3,965.18
Corcoran, Rob	CUT	1	2	0	0	0	0	0	76	77	76.50	11	0	0	0	0	\$2,500.00
Cordes, Anthony	CUT	1	2	0	0	0	0	0	78	79	78.50	17	0	0	0	0	\$4,000.00
Coscina, Dennis	73T (1979)	3	8	1	0	0	0	0	70	83	76.63	49	0	0	0	1	\$1,000.00
Coston, Jeff	72 (2004)	4	10	1	0	0	0	0	68	79	75.10	39	0	1	1	0	\$18,800.00
Couch, Chris	CUT	1	2	0	0	0	0	0	71	74	72.50	1	0	0	1	0	\$2,500.00
Counter, Gene	CUT	1	2	0	0	0	0	0	79	80	79.50	19	0	0	0	0	\$0.00
Couples, Fred	2 (1990)	25	88	19	2	2	3	3	65	80	71.75	64	1	19	28	12	\$432,297.16
Courtney, Charles	22T (1971)	5	18	4	0	0	0	0	70	78	73.72	49	0	0	2	2	\$3,004.29
Crampton, Bruce	2 (1973, 1975)	15	60	15	3	3	4	4	63	77	72.15	97	2	9	15	4	\$74,003.74
Crane, Ben	9T (2004)	9	29	6	0	0	1	1	66	80	72.62	47	0	4	7	3	\$279,829.17
Cranford, Jeffrey	CUT	1	2	0	0	0	0	0	75	77	76.00	8	0	0	0	0	\$2,500.00
Crawford, Larry	CUT	1	2	0	0	0	0	0	81	81	81.00	18	0	0	0	0	\$0.00
Crawford, Richard	20T (1967)	7	24	5	0	0	0	0	67	80	74.17	84	0	1	1	2	\$4,448.88
Crenshaw, Ben	2 (1979)	26	86	18	1	1	6	6	66	83	72.59	147	0	15	22	12	\$206,260.12
Crow, Bob	CUT	3	5	0	0	0	0	0	75	81	77.40	37	0	0	0	0	\$0.00
Crowley, Bob	38T (1959)	8	0	4	0	0	0	0	NULL	NULL	NULL	NULL	NULL	NULL	NULL	NULL	\$1,067.50
Cullins, Guy	CUT	1	2	0	0	0	0	0	74	79	76.50	13	0	0	0	0	\$350.00
Cupit, Buster	8T (1958)	7	24	5	0	0	1	1	69	80	73.54	83	0	1	1	5	\$3,545.00
Cupit, Jacky	6T (1966)	8	28	6	0	0	2	2	69	77	72.93	64	0	2	5	2	\$11,739.45
Curl, Rod	20T (1980)	5	18	4	0	0	0	0	69	77	72.83	47	0	1	2	1	\$7,900.00
Curran, Jon	33T (2016)	1	4	1	0	0	0	0	69	70	69.25	-3	0	3	3	1	\$45,288.88
Currie, Gaylord	CUT	1	2	0	0	0	0	0	79	85	82.00	24	0	0	0	0	\$0.00
Curtis, Ben	2T (2008)	10	32	6	1	1	1	1	67	78	72.34	43	0	6	6	4	\$926,414.87
Dachsen, Chris	CUT	1	2	0	0	0	0	0	81	84	82.50	21	0	0	0	0	\$1,000.00
Dahl, Corky	67T (1971)	4	10	1	0	0	0	0	69	87	78.00	68	0	1	1	0	\$258.00
Dahl, John	CUT	1	2	0	0	0	0	0	77	79	78.00	12	0	0	0	0	\$1,000.00
Dahmen, Joel	10T (2020)	5	18	4	0	0	1	1	67	79	72.22	32	0	5	6	1	\$325,848.00



PGA CHAMPIONSHIP PLAYER RECORDS

STROKE PLAY (1958 to present)

Player	Best Finish	Years	Rds	Cuts Made	Top 3	Top 5	Top 10	Top 25	Low	High	Avg.	To Par	65<	60s	<Par	Par	\$
Dalrymple, John	CUT	4	8	0	0	0	0	0	76	82	79.50	74	0	0	0	0	\$0.00
Daly, John	1 (1991)	30	71	7	1	1	1	1	66	86	74.30	242	0	9	11	4	\$452,491.67
Dalziel, Doug	CUT	2	4	0	0	0	0	0	73	82	78.25	31	0	0	0	0	\$803.00
Dame, "Woody"	CUT	3	6	0	0	0	0	0	73	78	76.67	34	0	0	0	0	\$903.00
Damron, Robert	66T (2001)	4	12	2	0	0	0	0	68	81	73.50	34	0	1	2	1	\$21,900.00
Data, Joe	CUT	1	2	0	0	0	0	0	77	77	77.00	14	0	0	0	0	\$0.00
Davies, Rhys	62T (2010)	1	4	1	0	0	0	0	71	75	73.00	4	0	0	2	0	\$14,716.66
Davis, Brian	13T (2004)	7	20	3	0	0	0	0	69	87	73.15	39	0	5	8	1	\$226,397.61
Davis, Cameron	4T (2023)	5	18	4	0	1	1	1	65	78	71.61	15	1	3	4	4	\$970,988.00
Davis, James	CUT	1	2	0	0	0	0	0	79	84	81.50	23	0	0	0	0	\$0.00
Davis, Mike	CUT	1	2	0	0	0	0	0	75	81	78.00	16	0	0	0	0	\$350.00
Davis, Rodger	52T (1988)	4	10	1	0	0	0	0	69	81	75.30	39	0	1	2	0	\$5,292.50
Davis, Scott	CUT	2	4	0	0	0	0	0	72	81	75.75	15	0	0	0	1	\$2,750.00
Dawson, Marco	75 (1996)	1	4														



PGA CHAMPIONSHIP PLAYER RECORDS

STROKE PLAY (1958 to present)

Player	Best Finish	Years	Rds	Cuts Made	Top 3	Top 5	Top 10	Top 25	Low	High	Avg.	To Par	65<	60s	<Par	Par	\$
Dredge, Bradley	79T (2016)	4	10	1	0	0	0	0	69	75	73.00	26	0	1	1	1	\$23,900.00
Droemer, Jesse	CUT	2	4	0	0	0	0	0	74	79	77.25	27	0	0	0	0	\$8,000.00
Drummond, Scott	66T (2004)	1	4	1	0	0	0	0	71	76	73.50	6	0	0	1	1	\$12,350.00
Dubuisson, Victor	7T (2014)	3	10	2	0	0	1	1	66	76	69.60	-16	0	6	8	0	\$392,000.00
Dudas, Stan	69T (1969)	4	10	1	0	0	0	0	70	80	75.80	54	0	0	1	0	\$241.38
Duden, Bob	54T (1977)	6	15	2	0	0	0	0	72	80	75.87	66	0	0	2	2	\$1,049.10
Dufner, Jason	1 (2013)	15	44	7	2	3	3	3	63	81	71.77	38	2	12	16	3	\$2,719,733.34
Dugas, Eric	CUT	1	2	0	0	0	0	0	74	87	80.50	21	0	0	0	0	\$2,500.00
Duke, Ken	13T (2008)	5	18	4	0	0	0	0	68	78	72.44	32	0	3	4	1	\$253,300.00
Duncan, Tyler	CUT	1	2	0	0	0	0	0	71	74	72.50	5	0	0	0	0	\$3,100.00
Dunlap, Nick	CUT	2	4	0	0	0	0	0	72	78	74.25	13	0	0	0	0	\$8,000.00
Dunlap, Scott	9T (2000)	3	12	3	0	0	1	1	66	81	71.58	3	0	3	5	2	\$130,518.75
Dunlavey, Tim	CUT	1	2	0	0	0	0	0	72	76	74.00	4	0	0	0	1	\$2,000.00
Dunn, Cotton	CUT	1	1	0	0	0	0	0	81	81	81.00	11	0	0	0	0	\$550.00
Dunne, Paul	CUT	1	2	0	0	0	0	0	73	73	73.00	6	0	0	0	0	\$3,100.00
Dupree, Charles	CUT	1	2	0	0	0	0	0	79	84	81.50	23	0	0	0	0	\$0.00
Durant, Joe	18T (2007)	7	26	6	0	0	0	0	68	79	72.35	49	0	2	4	4	\$151,643.75
Duschane, David	CUT	1	2	0	0	0	0	0	74	75	74.50	7	0	0	0	0	\$1,000.00
Duval, David	10T (1999, 2001)	11	31	5	0	0	2	2	66	81	72.77	52	0	4	9	6	\$274,141.66
Dyson, Simon	6T (2007)	5	16	3	0	0	1	1	64	80	71.88	18	1	3	5	1	\$388,050.00
E																	
Earnest, Paul	CUT	1	2	0	0	0	0	0	82	85	83.50	27	0	0	0	0	\$1,500.00
Eastwood, Bob	30T (1980)	7	20	3	0	0	0	0	67	79	74.10	70	0	2	3	0	\$9,600.00
Echavarria, Nicolas	41T (2025)	2	6	1	0	0	0	0	68	75	72.50	11	0	1	1	1	\$64,677.00
Eckroat, Austin	18T (2024)	2	8	2	0	0	0	0	67	77	70.50	-4	0	3	5	0	\$255,673.00
Edfors, Johan	39T (2011)	4	10	1	0	0	0	0	70	83	74.80	40	0	0	2	2	\$37,750.00
Edwards, Danny	20T (1983)	10	36	8	0	0	0	0	67	80	73.11	78	0	4	7	4	\$18,930.55
Edwards, David	14T (1987)	13	48	11	0	0	0	0	68	79	72.29	54	0	7	14	10	\$79,219.88
Edwards, Jerry	CUT	1	2	0	0	0	0	0	72	80	76.00	12	0	0	0	0	\$0.00
Edwards, Joel	39T (2002)	3	10	2	0	0	0	0	68	77	73.50	17	0	1	2	1	\$26,350.00
Eger, David	CUT	1	2	0	0	0	0	0	74	77	75.50	9	0	0	0	0	\$303.00
Eggers, Bill	CUT	3	7	0	0	0	0	0	73	80	76.71	47	0	0	0	0	\$0.00
Eichelberger, Dave	35T (1971)	8	24	4	0	0	0	0	70	81	74.50	92	0	0	1	2	\$4,341.07
Elder, Lee	11T (1974)	13	44	9	0	0	0	0	68	78	73.05	112	0	4	6	6	\$20,283.17
Elizondo, Juan	CUT	1	2	0	0	0	0	0	83	87	85.00	26	0	0	0	0	\$0.00
Elkington, Steve	1 (1995)	19	65	14	4	5	6	6	64	78	71.34	23	1	20	27	7	\$1,724,631.19
Elliott Jr, John	CUT	2	4	0	0	0	0	0	72	77	75.25	15	0	0	0	1	\$2,000.00
Elliott, Bob	CUT	1	2	0	0	0	0	0	74	78	76.00	10	0	0	0	0	\$1,000.00
Elliott, Jamie	CUT	1	2	0	0	0	0	0	79	87	83.00	22	0	0	0	0	\$2,000.00
Ellis, Wes	5T (1961)	9	32	7	0	1	2	2	68	81	72.75	72	0	3	6	4	\$10,553.34
Ellsworth, Bob	CUT	1	2	0	0	0	0	0	80	81	80.50	19	0	0	0	0	\$0.00
Els, Ernie	3 (2007)	25	88	19	2	4	6	6	65	80	71.32	26	2	24	35	13	\$2,110,373.74
Emery, Clare	28T (1959)	7	20	3	0	0	0	0	69	82	76.05	111	0	1	1	0	\$1,011.42
Emery, Larry	CUT	3	6	0	0	0	0	0	74	79	76.33	32	0	0	0	0	\$4,200.00
English, Harris	2T (2025)	9	32	7	1	1	1	1	65	76	71.03	7	1	11	14	3	\$1,871,563.00
English, Sean	CUT	1	2	0	0	0	0	0	75	84	79.50	15	0	0	0	0	\$2,000.00
Epperson, N.	CUT	1	2	0	0	0	0	0	83	85	84.00	28	0	0	0	0	\$0.00
Epps, Charlie	CUT	2	4	0	0	0	0	0	77	78	77.75	25	0	0	0	0	\$2,000.00
Erdmann, Scott	CUT	1	2	0	0	0	0	0	80	81	80.50	21	0	0	0	0	\$2,500.00
Erickson, Bob	58T (1966)	3	11	2	0	0	0	0	71	80	75.27	50	0	0	0	1	\$640.00
Ernst, Derek	CUT	1	2	0	0	0	0	0	72	76	74.00	8	0	0	0	0	\$2,500.00
Erskine, Randy	CUT	1	2	0	0	0	0	0	72	75	73.50	7	0	0	0	0	\$350.00
Esposito, Emil	CUT	2	4	0	0	0	0	0	79	87	83.50	50	0	0	0	0	\$1,350.00
Esposito, Frank Jr.	CUT	2	4	0	0	0	0	0	71	83	77.50	28	0	0	0	0	\$5,000.00
Esposito, Lou	CUT	1	2	0	0	0	0	0	76	81	78.50	17	0	0	0	0	\$0.00
Essig, Don	CUT	1	2	0	0	0	0	0	79	87	83.00	26	0	0	0	0	\$0.00
Estes, Bob	6T (1993, 1995, 1999)	16	52	10	0	0	3	3	65	81	72.46	76	1	14	16	3	\$348,050.00
Estes, Jim	CUT	1	2	0	0	0	0	0	76	79	77.50	15	0	0	0	0	\$2,500.00
Evans, Barry	CUT	2	4	0	0	0	0	0	76	81	79.00	28	0	0	0	0	\$4,500.00
Evans, Charles	37T (1966)	3	10	2	0	0	0	0	73	79	75.10	43	0	0	0	0	\$917.17
Evans, Gary	51T (2003)	1	4	1	0	0	0	0	71	76	73.75	15	0	0	0	0	\$13,320.00
Evans, Max	CUT	1	3	0	0	0	0	0	73	81	76.33	19	0	0	0	0	\$0.00
Evans, Tony	CUT	1	2	0	0	0	0	0	75	78	76.50	13	0	0	0	0	\$0.00
Evenson, Mark	CUT	1	2	0	0	0	0	0	80	82	81.00	18	0	0	0	0	\$2,000.00
Every, Matt	71 (2012)	4	10	1	0	0	0	0	71	82	75.10	37	0	0	0	1	\$22,900.00
Ezinicki, Bill	40T (1958)	5	17	3	0	0	0	0	67	83	75.29	86	0	1	1	2	\$560.00
F																	
Fabel, Brad	28T (1987)	3	12	3	0	0	0	0	68	78	73.58	31	0	1	1	0	\$16,833.33
Faber, Reynolds	CUT	1	2	0	0	0	0	0	83	84	83.50	25	0	0	0	0	\$0.00
Fairfield, Don	22T (1961)	5	16	3	0	0	0	0	70	78	73.56	56	0	0	0	3	\$1,342.50
Fairfield, Jeff	CUT	1	2	0	0	0	0	0	77	81	79.00	16	0	0	0	0	\$1,200.00
Faldo, Nick	2T (1992)	22	82	19	2	4	5	5	66	80	71.87	49	0	21	34	6	\$489,730.79
Famula, Eddie	CUT	2	4	0	0	0	0	0	76	79	77.25	27	0	0	0	0	\$0.00
Farina, James	CUT	2	4	0	0	0	0	0	74	83	79.25	37	0	0	0	0	\$0.00
Farlow, Charles	CUT	1	3	0	0	0	0	0	73	78	75.33	16	0	0	0	0	\$100.00



PGA CHAMPIONSHIP PLAYER RECORDS

STROKE PLAY (1958 to present)

Player	Best Finish	Years	Rds	Cuts Made	Top 3	Top 5	Top 10	Top 25	Low	High	Avg.	To Par	65<	60s	<Par	Par	\$
Farrell, Billy	11T (1967)	7	26	6	0	0	0	0	69	78	73.00	62	0	1	2	3	\$6,836.67
Farren, Sean	CUT	2	4	0	0	0	0	0	74	81	77.50	26	0	0	0	0	\$4,000.00
Farrow, Greg	CUT	1	2	0	0	0	0	0	74	78	76.00	8	0	0	0	0	\$1,000.00
Fasth, Niclas	10T (2003)	8	26	5	0	0	1	1	66	79	72.73	55	0	4	5	3	\$225,287.50
Faxon, Brad	5 (1995)	22	68	12	0	1	1	1	63	82	72.51	89	2	12	23	10	\$423,260.73
Fazio, George	25T (1958)	3	10	2	0	0	0	0	69	78	74.30	43	0	1	1	0	\$625.00
Feenstra, Tim	CUT	1	2	0	0	0	0	0	77	81	79.00	18	0	0	0	0	\$4,000.00
Feherty, David	7T (1991)	2	6	1	0	0	1	1	68	75	72.33	4	0	1	3	0	\$39,200.00
Fehr, Rick	18T (1992)	7	20	3	0	0	0	0	69	82	73.50	46	0	1	4	2	\$34,760.00
Felker, Mike	CUT	1	2	0	0	0	0	0	77	80	78.50	17	0	0	0	0	\$350.00
Felus, John	CUT	2	4	0	0	0	0	0	72	81	76.00	20	0	0	0	1	\$0.00
Feminelli, Al	53T (1959)	2	6	1	0	0	0	0	70	78	74.33	26	0	0	0	1	\$200.00
Fergus, Keith	4T (1981)	8	28	6	0	1	1	1	68	77	72.36	48	0	3	5	5	\$30,269.93
Fernandez-Castaño, Gonzalo	32T (2009)	6	20	4	0	0	0	0	67	78	72.80	24	0	1	5	3	\$119,020.84
Ferranti, Phil	66T (1977)	2	6	1	0	0	0	0	73	81	77.00</						



PGA CHAMPIONSHIP PLAYER RECORDS

STROKE PLAY (1958 to present)

Player	Best Finish	Years	Rds	Cuts Made	Top 3	Top 5	Top 10	Top 25	Low	High	Avg.	To Par	65<	60s	<Par	Par	\$
Fritillman, John	CUT	7	14	0	0	0	0	0	69	87	79.71	130	0	1	1	0	\$250.00
Frittelli, Dylan	31T (2018)	5	16	3	0	0	0	0	67	79	71.44	15	0	5	5	3	\$148,100.00
Frost, Charles	CUT	1	2	0	0	0	0	0	76	83	79.50	15	0	0	0	0	\$3,000.00
Frost, David	10T (1987)	15	50	10	0	0	1	1	68	79	72.74	75	0	7	15	5	\$104,168.21
Fry, Bob	CUT	8	17	0	0	0	0	0	74	82	76.94	112	0	0	0	0	\$0.00
Fryatt, Edward	CUT	1	2	0	0	0	0	0	69	79	74.00	4	0	1	1	0	\$2,000.00
Frye, Michael	CUT	1	2	0	0	0	0	0	79	90	84.50	25	0	0	0	0	\$2,500.00
Fryer, Larry	CUT	1	2	0	0	0	0	0	74	80	77.00	14	0	0	0	0	\$0.00
Fujita, Hiroyuki	56T (2009)	6	16	2	0	0	0	0	70	79	74.38	54	0	0	1	2	\$39,675.00
Fulke, Pierre	10T (2002)	3	8	1	0	0	1	1	68	81	74.88	31	0	1	2	1	\$114,714.29
Fuller, Dale	CUT	1	2	0	0	0	0	0	82	87	84.50	25	0	0	0	0	\$1,000.00
Fuller, Mark	CUT	1	2	0	0	0	0	0	79	84	81.50	23	0	0	0	0	\$1,300.00
Funk, Fred	4T (2002)	18	66	15	0	1	3	3	66	82	72.08	67	0	18	25	6	\$699,448.81
Funseth, Rod	8T (1965)	10	38	9	0	0	1	1	69	78	73.08	97	0	4	6	5	\$12,728.45
Furgol, Ed	13T (1964)	6	21	4	0	0	0	0	69	81	73.90	76	0	1	1	0	\$2,923.61
Furgol, Marty	45T (1961)	4	11	2	0	0	0	0	71	79	74.27	43	0	0	0	0	\$550.00
Furyk, Jim	2 (2013)	26	92	20	1	2	6	6	64	78	71.33	36	3	25	37	5	\$2,216,267.85
Futch, Shelby	CUT	1	2	0	0	0	0	0	78	82	80.00	20	0	0	0	0	\$0.00
6																	
Gaffney, Brian	71 (2015)	5	12	1	0	0	0	0	71	85	76.33	56	0	0	2	0	\$27,900.00
Gainey, Tommy	61T (2013)	3	8	1	0	0	0	0	69	81	75.13	37	0	1	1	0	\$20,700.00
Gajda, Bob	25T (1958)	5	19	4	0	0	0	0	70	81	74.26	77	0	0	0	1	\$1,150.00
Galeski, John	CUT	1	3	0	0	0	0	0	72	78	75.00	15	0	0	0	0	\$0.00
Gallacher, Stephen	18T (2010)	6	16	2	0	0	0	0	68	79	73.44	41	0	3	5	2	\$110,433.34
Gallagher Jr., Jim	2T (1992)	8	26	5	2	2	2	2	64	82	71.92	12	1	6	8	5	\$231,866.67
Galletta, Mal	73 (1976)	2	8	2	0	0	0	0	72	84	76.63	49	0	0	0	0	\$810.00
Galloway, Bob	63T (1974)	7	15	1	0	0	0	0	71	82	77.07	98	0	0	0	1	\$1,224.43
Gamez, Robert	14T (2003)	9	26	4	0	0	0	0	67	82	74.23	78	0	2	4	3	\$123,715.62
Gant, Gary	CUT	2	4	0	0	0	0	0	79	83	81.25	41	0	0	0	0	\$1,650.00
Gantz, Ivan	CUT	2	3	0	0	0	0	0	78	84	81.33	34	0	0	0	0	\$0.00
Gantz, Jim	59T (1958)	1	4	1	0	0	0	0	75	79	76.50	26	0	0	0	0	\$100.00
Garcia, Sergio	2 (1999)	25	72	12	3	3	4	4	66	79	71.82	61	0	20	27	5	\$1,862,047.00
Gardner, Buddy	6T (1985)	8	26	5	0	0	1	1	67	80	73.35	55	0	1	6	2	\$41,645.00
Gardner, Mark	CUT	1	2	0	0	0	0	0	80	81	80.50	17	0	0	0	0	\$1,000.00
Garrett, Brice	35T (2024)	2	8	2	0	0	0	0	67	72	69.25	-10	0	5	5	1	\$104,016.33
Garrett, Bill	56T (1971)	2	6	1	0	0	0	0	72	75	74.17	17	0	0	0	1	\$258.00
Garrett, Wright	CUT	1	2	0	0	0	0	0	76	79	77.50	11	0	0	0	0	\$0.00
Garrido, Ignacio	41T (1997)	3	8	1	0	0	0	0	70	76	73.25	26	0	0	0	1	\$11,875.00
Garrigus, Robert	21T (2012)	3	12	3	0	0	0	0	67	76	71.58	11	0	3	3	2	\$147,166.67
Garvin, Buzz	CUT	1	2	0	0	0	0	0	79	82	80.50	19	0	0	0	0	\$0.00
Gates, Robert	CUT	1	2	0	0	0	0	0	75	80	77.50	13	0	0	0	0	\$4,000.00
Gauntt, Jim	CUT	1	2	0	0	0	0	0	78	83	80.50	17	0	0	0	0	\$0.00
Gaus, Robert	CUT	5	10	0	0	0	0	0	72	87	77.60	68	0	0	0	0	\$11,000.00
Gay, Brian	20T (2008)	11	35	7	0	0	0	0	67	81	73.63	99	0	3	6	3	\$210,498.57
Geddes, Mark	CUT	1	2	0	0	0	0	0	75	81	78.00	12	0	0	0	0	\$3,200.00
Geiberger, Al	1 (1966)	23	78	16	1	3	6	6	66	81	72.72	160	0	11	16	11	\$71,630.06
Geiberger, Brent	71T (1998)	4	10	1	0	0	0	0	70	79	74.90	41	0	0	0	2	\$11,200.00
Gentile, John	CUT	2	4	0	0	0	0	0	74	79	76.00	22	0	0	0	0	\$1,350.00
George, Ernie	CUT	3	6	0	0	0	0	0	75	81	78.67	42	0	0	0	0	\$0.00
George, Gene	CUT	1	2	0	0	0	0	0	76	76	76.00	10	0	0	0	0	\$1,200.00
Gerard, Ryan	8T (2025)	1	4	1	0	0	1	1	66	72	70.00	-4	0	1	2	0	\$454,781.00
Gerardi, Henry	CUT	1	2	0	0	0	0	0	79	81	80.00	20	0	0	0	0	\$0.00
Gerlak, Alex	CUT	1	2	0	0	0	0	0	81	86	83.50	27	0	0	0	0	\$0.00
Gers, Chris	CUT	2	4	0	0	0	0	0	72	79	76.00	18	0	0	0	1	\$0.00
Ghezzi, Victor	49T (1965)	11	24	4	0	0	0	0	69	84	76.04	138	0	1	1	0	\$789.17
Ghim, Doug	35T (2024)	1	4	1	0	0	0	0	68	70	69.00	-8	0	3	4	0	\$79,183.00
Gibb, Judd	CUT	1	2	0	0	0	0	0	77	84	80.50	21	0	0	0	0	\$3,100.00
Gibbons, Robert	CUT	1	2	0	0	0	0	0	77	78	77.50	11	0	0	0	0	\$1,000.00
Gibson, Andy	CUT	1	2	0	0	0	0	0	78	81	79.50	19	0	0	0	0	\$0.00
Gibson, Kelly	CUT	1	2	0	0	0	0	0	74	76	75.00	10	0	0	0	0	\$1,300.00
Giese, Bill	CUT	1	2	0	0	0	0	0	74	82	78.00	16	0	0	0	0	\$0.00
Gilbert, Gibby	5T (1979)	15	52	11	0	1	2	2	66	80	73.06	133	0	7	10	3	\$36,319.86
Gilbert, Larry	73 (1983)	13	30	2	0	0	0	0	69	84	76.37	165	0	1	1	2	\$9,733.33
Gilder, Bob	4T (1981)	16	62	15	0	2	4	4	66	84	72.42	88	0	13	17	8	\$147,632.45
Gilford, David	44T (1994)	2	6	1	0	0	0	0	69	75	72.67	14	0	1	1	0	\$6,400.00
Gill, Mike	CUT	1	2	0	0	0	0	0	77	81	79.00	14	0	0	0	0	\$2,000.00
Gilliland, Hunt	CUT	1	2	0	0	0	0	0	82	83	82.50	21	0	0	0	0	\$1,000.00
Gillis, Tom	CUT	1	2	0	0	0	0	0	72	76	74.00	8	0	0	0	0	\$2,500.00
Gilmore, Mike	CUT	2	4	0	0	0	0	0	74	78	76.00	16	0	0	0	0	\$3,750.00
Gilmore, Robbie M.	CUT	2	4	0	0	0	0	0	77	81	79.00	34	0	0	0	0	\$1,650.00
Ginsberg, Roger	CUT	2	4	0	0	0	0	0	75	79	77.00	24	0	0	0	0	\$1,350.00
Glasson, Bill	13T (1998)	8	22	4	0	0	0	0	68	83	73.18	51	0	4	5	2	\$80,330.67
Glenz, David	74T (1985)	6	16	2	0	0	0	0	72	84	76.88	94	0	0	0	0	\$6,450.00
Glover, Lucas	5 (2009)	14	44	8	0	0	1	1	66	80	72.30	65	0	8	15	6	\$793,620.72
Glover, Randy	CUT	5	9	0	0	0	0	0	73	79	76.56	59	0	0	0	0	\$750.00



PGA CHAMPIONSHIP PLAYER RECORDS

STROKE PLAY (1958 to present)

Player	Best Finish	Years	Rds	Cuts Made	Top 3	Top 5	Top 10	Top 25	Low	High	Avg.	To Par	65<	60s	<Par	Par	\$
Glover, Russell	CUT	1	2	0	0	0	0	0	73	81	77.00	12	0	0	0	0	\$303.00
Goalby, Bob	2 (1962)	15	54	12	1	2	4	4	67	80	73.00	132	0	6	12	3	\$23,422.46
Godwin, John	CUT	2	4	0	0	0	0	0	73	79	75.75	19	0	0	0	0	\$2,200.00
Goetz, Bob	CUT	1	2	0	0	0	0	0	75	78	76.50	9	0	0	0	0	\$0.00
Goetz, Dick	CUT	4	8	0	0	0	0	0	73	87	79.25	70	0	0	0	0	\$1,750.00
Goff, Rudy	CUT	4	8	0	0	0	0	0	76	84	79.13	67	0	0	0	0	\$0.00
Gogel, Matt	17T (2004)	2	8	2	0	0	0	0	69	83	73.38	11	0	1	3	1	\$87,607.14
Goggin, Mathew	CUT	2	4	0	0	0	0	0	69	81	76.25	21	0	1	1	0	\$5,000.00
Goin, Ted	CUT	2	4	0	0	0	0	0	80	87	83.00	44	0	0	0	0	\$2,000.00
Gómez, Fabián	CUT	2	4	0	0	0	0	0	73	79	76.25	21	0	0	0	0	\$6,000.00
Gonzalez, Ernie	CUT	1	2	0	0	0	0	0	76	77	76.50	9	0	0	0	0	\$1,000.00
Gonzalez, Ricardo	10T (2002)	3	8	1	0	0	1	1	71	83	74.63	25	0	0	2	0	\$114,714.28
Gooch, Talor	20T (2022)	5	16	3	0	0	0	0	68	78	71.56	13	0	3	7	2	\$256,667.00
Goodell, Ray	CUT	3	7	0													



PGA CHAMPIONSHIP PLAYER RECORDS

STROKE PLAY (1958 to present)

Player	Best Finish	Years	Rds	Cuts Made	Top 3	Top 5	Top 10	Top 25	Low	High	Avg.	To Par	65<	60s	<Par	Par	\$
Horgan III, P.H.	44T (1998)	1	4	1	0	0	0	0	71	74	72.00	8	0	0	0	0	\$7,990.00
Horner, Scudday	44T (1959)	2	6	1	0	0	0	0	71	81	74.83	29	0	0	0	0	\$200.00
Horschel, Billy	8T (2024)	12	44	10	0	0	1	1	64	78	71.00	16	1	18	19	7	\$966,004.57
Horsley, David	28T (2010)	2	6	1	0	0	0	0	69	77	72.50	7	0	1	2	1	\$49,200.00
Horsfield, Sam	49T (2021)	2	6	1	0	0	0	0	69	80	73.67	14	0	1	2	0	\$28,950.00
Horton, Jay R.	CUT	1	2	0	0	0	0	0	76	78	77.00	10	0	0	0	0	\$250.00
Horton, Roger	CUT	1	2	0	0	0	0	0	80	82	81.00	20	0	0	0	0	\$0.00
Hoshino, Rikuya	60T (2022)	3	10	2	0	0	0	0	69	83	73.90	35	0	1	1	2	\$60,825.00
Hossler, Beau	19T (2025)	6	20	4	0	0	0	0	68	78	71.65	27	0	4	5	2	\$320,267.00
Houts, Charles	CUT	1	2	0	0	0	0	0	77	79	78.00	14	0	0	0	0	\$0.00
Hovland, Viktor	2T (2023)	6	24	6	2	2	2	2	66	75	69.79	-21	0	11	12	6	\$3,074,909.00
Howell III, Charles	10T (2003)	18	62	13	0	0	1	1	66	80	72.08	79	0	12	17	8	\$601,275.35
Howell, David	45T (2004)	5	14	2	0	0	0	0	70	82	73.71	32	0	0	3	3	\$39,025.00
Howell, Dick	CUT	1	2	0	0	0	0	0	77	84	80.50	21	0	0	0	0	\$0.00
Howell, Ray	CUT	1	2	0	0	0	0	0	71	80	75.50	7	0	0	1	0	\$0.00
Howell, Ron	28T (1966)	1	4	1	0	0	0	0	71	76	73.50	14	0	0	0	0	\$900.00
Howlett, Gary	CUT	1	2	0	0	0	0	0	76	79	77.50	15	0	0	0	0	\$0.00
Hoyt, Robert	72 (1985)	7	18	2	0	0	0	0	71	80	75.72	83	0	0	0	1	\$8,400.00
Hronek, David	CUT	1	2	0	0	0	0	0	77	81	79.00	16	0	0	0	0	\$2,500.00
Hubbard, Mark	26T (2024)	3	12	3	0	0	0	0	65	79	71.17	10	1	3	3	3	\$163,462.00
Huckabs, Charles	CUT	1	2	0	0	0	0	0	77	78	77.50	15	0	0	0	0	\$0.00
Hughes, Bradley	CUT	1	2	0	0	0	0	0	74	80	77.00	10	0	0	0	0	\$1,750.00
Hughes, Mackenzie	58T (2020)	7	16	1	0	0	0	0	68	78	73.38	44	0	2	3	0	\$43,538.00
Huh, John	68T (2012)	3	8	1	0	0	0	0	70	79	74.50	26	0	0	1	1	\$20,150.00
Hulbert, Mike	7T (1986)	11	34	6	0	0	1	1	67	84	72.74	45	0	4	9	6	\$64,592.37
Hungate, Cary	69T (1990)	2	6	1	0	0	0	0	72	79	76.33	26	0	0	0	1	\$4,225.00
Hunter, Mac	33T (1961)	6	21	4	0	0	0	0	70	81	74.48	82	0	0	2	1	\$1,567.50
Hurtley III, Billy	22T (2016)	1	4	1	0	0	0	0	65	72	69.00	-4	1	2	2	1	\$75,636.36
Hurt, Austin	CUT	1	2	0	0	0	0	0	78	81	79.50	19	0	0	0	0	\$4,000.00
Husse, Denis	CUT	1	2	0	0	0	0	0	81	83	82.00	22	0	0	0	0	\$1,000.00
Huston, John	7T (1991)	15	44	8	0	0	1	1	67	80	73.07	78	0	6	9	11	\$161,082.14
Hutchison, Ralph	CUT	1	2	0	0	0	0	0	77	78	77.50	15	0	0	0	0	\$0.00
Hutsell, David	CUT	2	4	0	0	0	0	0	75	80	77.75	27	0	0	0	0	\$5,000.00
I																	
Idoki, Koki	CUT	1	2	0	0	0	0	0	72	76	74.00	8	0	0	0	0	\$2,500.00
Ikeda, Yuta	33T (2016)	5	16	3	0	0	0	0	67	79	71.25	14	0	5	6	1	\$92,388.88
Ilonen, Mikko	7T (2014)	3	10	2	0	0	1	1	67	73	70.60	-6	0	4	5	2	\$288,000.00
Im, Sungjae	17T (2021)	7	18	2	0	0	0	0	67	80	72.17	27	0	2	3	1	\$219,481.25
Imada, Ryuji	CUT	4	8	0	0	0	0	0	71	80	76.13	45	0	0	0	0	\$10,000.00
Imahira, Shugo	CUT	2	4	0	0	0	0	0	69	74	72.00	8	0	1	1	0	\$6,200.00
Immelman, Trevor	6T (2007)	9	32	7	0	0	1	1	66	77	71.91	33	0	6	10	6	\$573,606.54
Inamori, Yuki	CUT	1	2	0	0	0	0	0	72	76	74.00	8	0	0	0	0	\$4,000.00
Inglis, Colin	CUT	2	4	0	0	0	0	0	71	78	75.75	23	0	0	0	0	\$8,000.00
Ingraham, Stu	31T (1993)	6	16	2	0	0	0	0	69	81	74.06	37	0	2	3	2	\$16,170.19
Inman, Joe	11 (1978)	9	30	6	0	0	0	0	67	80	72.63	59	0	5	5	1	\$23,507.21
Inman, John	58T (1988)	2	8	2	0	0	0	0	69	76	72.75	18	0	1	1	1	\$4,590.00
Inman, Walker	43T (1966)	6	14	1	0	0	0	0	71	82	77.36	97	0	0	0	0	\$845.50
Irwin, Hale	5T (1975)	26	100	24	0	1	3	3	65	78	72.11	123	1	19	28	11	\$177,276.41
Isaacs, Jack	49T (1958)	3	8	1	0	0	0	0	74	79	75.88	45	0	0	0	0	\$100.00
Ishee, Nic	CUT	2	4	0	0	0	0	0	75	82	77.75	29	0	0	0	0	\$8,000.00
Ishii, David	38T (1988)	2	6	1	0	0	0	0	69	82	74.83	21	0	1	1	1	\$4,211.11
Ishikawa, Ryo	29T (2013)	7	20	3	0	0	0	0	69	85	73.40	46	0	2	3	3	\$90,725.00
Israelson, Bill	CUT	1	2	0	0	0	0	0	72	76	74.00	4	0	0	0	1	\$1,300.00
Iverson, Don	6T (1973)	2	8	2	0	0	1	1	67	81	73.50	24	0	1	2	0	\$7,761.66
Iwata, Hiroshi	21T (2015)	1	4	1	0	0	0	0	63	77	70.25	-7	1	1	3	0	\$97,666.66
Izawa, Toshi	18T (2003)	4	14	3	0	0	0	0	69	78	72.79	19	0	1	2	2	\$106,992.86
J																	
Jacklin, Tony	25T (1969)	5	18	4	0	0	0	0	70	79	73.28	43	0	0	3	2	\$3,465.43
Jackson, Jeff	CUT	1	2	0	0	0	0	0	73	79	76.00	8	0	0	0	0	\$1,000.00
Jackson, John	72 (1987)	7	18	2	0	0	0	0	68	84	75.94	91	0	1	1	1	\$6,500.00
Jacobs, John	CUT	1	1	0	0	0	0	0	87	87	87.00	17	0	0	0	0	\$2,000.00
Jacobs, Tommy	8T (1963)	12	36	5	0	0	1	1	68	81	74.33	140	0	1	3	2	\$4,755.00
Jacobsen, Peter	3 (1983, 1986)	18	67	16	2	2	4	4	65	77	71.55	42	1	11	21	12	\$202,927.38
Jacobson, Earl	41T (1968)	1	4	1	0	0	0	0	72	74	73.25	13	0	0	0	0	\$586.25
Jacobson, Freddie	17T (2004)	10	32	6	0	0	0	0	69	77	72.53	57	0	2	6	4	\$245,507.14
Jacquin, Raphael	CUT	4	8	0	0	0	0	0	68	78	73.88	23	0	1	1	1	\$9,500.00
Jaekel, Barry	42T (1982, 1983)	7	22	4	0	0	0	0	67	81	73.73	70	0	3	3	0	\$7,128.36
Jaeger, Stephan	50T (2023)	3	12	3	0	0	0	0	67	78	72.33	20	0	2	4	2	\$84,095.00
Jaidee, Thongchai	36T (2009)	11	28	3	0	0	0	0	69	80	74.21	90	0	2	4	3	\$88,060.71
Jamerson, Faber	CUT	1	2	0	0	0	0	0	77	78	77.50	15	0	0	0	0	\$2,500.00
James, Mark	31T (1999)	6	16	2	0	0	0	0	67	79	73.44	33	0	1	2	1	\$29,862.50
Jamieson, Jim	2T (1972)	4	13	3	1	1	2	2	69	81	72.00	14	0	1	2	7	\$29,952.50
Jamieson, Scott	29T (2013)	1	4	1	0	0	0	0	69	72	70.50	2	0	1	1	1	\$48,500.00
Janewattananond, Jazz	14T (2019)	3	8	1	0	0	0	0	67	80	73.00	20	0	2	2	1	\$197,965.00
Jans, Carl	CUT	1	2	0	0	0	0	0	84	87	85.50	31	0	0	0	0	\$0.00



PGA CHAMPIONSHIP PLAYER RECORDS

STROKE PLAY (1958 to present)

Player	Best Finish	Years	Rds	Cuts Made	Top 3	Top 5	Top 10	Top 25	Low	High	Avg.	To Par	65<	60s	<Par	Par	\$
Janson, Lynn	35T (1979)	7	16	1	0	0	0	0	71	80	74.94	69	0	0	0	1	\$6,650.00
January, Don	1 (1967)	21	75	16	3	4	7	7	66	82	72.09	125	0	13	18	10	\$93,129.93
Janzen, Lee	4 (1997)	13	44	9	0	1	2	2	65	77	71.64	32	1	8	17	4	\$333,292.86
Jawor, Casmer	CUT	1	2	0	0	0	0	0	78	79	78.50	17	0	0	0	0	\$0.00
Jenkins, Tom	17T (1974)	6	22	5	0	0	0	0	69	80	73.64	68	0	1	1	1	\$6,863.09
Jertson, Marty	82 (2019)	5	12	1	0	0	0	0	69	84	76.67	76	0	1	1	0	\$29,600.00
Jetter, Rick	CUT	3	6	0	0	0	0	0	78	87	82.00	68	0	0	0	0	\$0.00
Jewell, Vince	CUT	1	2	0	0	0	0	0	78	85	81.50	23	0	0	0	0	\$2,500.00
Jimenez, David	CUT	4	8	0	0	0	0	0	74	85	77.50	58	0	0	0	0	\$1,150.00
Jimenez, Joe	65T (1970)	6	14	1	0	0	0	0	73	81	77.36	99	0	0	0	0	\$1,203.00
Jiménez, Miguel Angel	10T (1999)	17	56	11	0	0	1	1	65	78	72.39	64	1	9	23	1	\$369,377.38
Jobe, Brandt	16T (1999)	4	12	2	0	0	0	0	68	78	72.17	14	0	4	5	1	\$74,100.00
Johansson, Per-Ulrik	8T (1996)	5	18	4	0	0	1	1	66	78	71.56	12	0	6	6	2	\$92,980.00



PGA CHAMPIONSHIP PLAYER RECORDS

STROKE PLAY (1958 to present)

Player	Best Finish	Years	Rds	Cuts Made	Top 3	Top 5	Top 10	Top 25	Low	High	Avg.	To Par	65<	60s	<Par	Par	\$
Keller, Bob	29T (1961)	7	22	3	0	0	0	0	69	80	74.41	93	0	1	1	1	\$1,487.11
Keller, Franklin	CUT	4	8	0	0	0	0	0	74	86	78.50	60	0	0	0	0	\$0.00
Kelley, Tony	CUT	1	2	0	0	0	0	0	83	84	83.50	23	0	0	0	0	\$2,000.00
Kelly, Allen	56T (1971)	1	4	1	0	0	0	0	73	75	74.00	8	0	0	0	0	\$258.00
Kelly, Jerry	26T (1999, 2011)	16	43	6	0	0	0	0	65	81	73.26	100	2	8	12	2	\$230,329.17
Kelly, Paul	28T (1965)	2	6	1	0	0	0	0	71	81	74.50	23	0	0	0	2	\$915.00
Kelly, Shawn	CUT	3	6	0	0	0	0	0	74	80	76.33	30	0	0	0	0	\$5,050.00
Kendall, Skip	10T (1998)	7	24	5	0	0	1	1	65	80	72.79	39	1	5	7	3	\$162,366.67
Kennedy, Bill	CUT	1	2	0	0	0	0	0	79	80	79.50	17	0	0	0	0	\$0.00
Kennedy, Les	CUT	1	2	0	0	0	0	0	73	78	75.50	11	0	0	0	0	\$0.00
Kennedy, Roger	CUT	3	6	0	0	0	0	0	75	88	80.33	62	0	0	0	0	\$1,700.00
Kennedy, Ryan B.	CUT	1	2	0	0	0	0	0	79	90	84.50	25	0	0	0	0	\$3,000.00
Kennett, Len	CUT	1	2	0	0	0	0	0	82	86	84.00	28	0	0	0	0	\$0.00
Keppler, Stephen	CUT	4	8	0	0	0	0	0	70	78	73.50	22	0	0	0	2	\$6,450.00
Kern, Ben	42T (2018)	2	6	1	0	0	0	0	67	77	71.67	10	0	2	2	1	\$37,281.25
Kern, Paul	CUT	4	9	0	0	0	0	0	70	86	78.44	76	0	0	0	1	\$0.00
Kestner, Darrell	78 (2005)	11	24	1	0	0	0	0	70	83	75.88	121	0	0	1	2	\$26,050.00
Keyes, George	CUT	4	7	0	0	0	0	0	75	83	79.00	59	0	0	0	0	\$0.00
Khan, Simon	24T (2010)	2	6	1	0	0	0	0	69	77	72.67	4	0	1	3	0	\$61,100.00
Kiefer, Jack	60T (1976)	2	6	1	0	0	0	0	71	88	78.17	45	0	0	0	0	\$1,450.00
Kiely, Jim	CUT	1	2	0	0	0	0	0	72	75	73.50	7	0	0	0	0	\$650.00
Killeen, J.J.	CUT	1	2	0	0	0	0	0	73	80	76.50	13	0	0	0	0	\$4,000.00
Kim, Anthony	50T (2007)	5	16	3	0	0	0	0	70	77	73.38	42	0	0	1	1	\$52,245.71
Kim, Bio	CUT	1	2	0	0	0	0	0	72	76	74.00	8	0	0	0	0	\$4,000.00
Kim, Chan	23T (2021)	3	8	1	0	0	0	0	67	75	72.00	8	0	1	1	1	\$110,914.00
Kim, Hyung-Sung	CUT	1	2	0	0	0	0	0	73	75	74.00	6	0	0	0	0	\$2,500.00
Kim, K.T.	48T (2010)	5	18	4	0	0	0	0	69	77	73.11	36	0	1	3	2	\$71,804.75
Kim, Michael	55T (2025)	3	8	1	0	0	0	0	71	77	73.00	20	0	0	0	2	\$38,338.00
Kim, S.H.	63T (2024)	1	4	1	0	0	0	0	69	72	70.25	-3	0	2	2	1	\$25,202.00
Kim, Si Woo	8T (2025)	10	25	3	0	0	1	1	64	79	72.16	43	1	6	6	2	\$696,514.00
Kim, Sihwan	62T (2023)	1	4	1	0	0	0	0	68	75	72.75	11	0	1	1	0	\$31,500.00
Kim, Tom	26T (2024)	5	14	2	0	0	0	0	66	78	72.64	29	0	2	3	3	\$149,002.00
Kim, Whee	CUT	1	2	0	0	0	0	0	67	75	71.00	2	0	1	1	0	\$3,100.00
Kimball, Karl	CUT	2	4	0	0	0	0	0	75	80	76.75	23	0	0	0	0	\$3,500.00
King, Billy	CUT	1	2	0	0	0	0	0	74	83	78.50	13	0	0	0	0	\$1,000.00
King, Claude	CUT	3	5	0	0	0	0	0	74	83	78.40	42	0	0	0	0	\$0.00
King, James	CUT	1	2	0	0	0	0	0	81	82	81.50	21	0	0	0	0	\$303.00
King, Jim	87 (1983)	3	8	1	0	0	0	0	73	84	76.63	45	0	0	0	0	\$3,150.00
Kingston, James	55T (2008)	1	4	1	0	0	0	0	72	76	74.00	16	0	0	0	0	\$15,750.00
Kinhult, Marcus	CUT	1	2	0	0	0	0	0	74	77	75.50	11	0	0	0	0	\$3,100.00
Kinoshita, Ryosuke	CUT	1	2	0	0	0	0	0	72	79	75.50	11	0	0	0	0	\$4,000.00
Kinsey, John	CUT	1	2	0	0	0	0	0	81	84	82.50	25	0	0	0	0	\$0.00
Kiraly, Frank	CUT	2	5	0	0	0	0	0	74	83	78.00	38	0	0	0	0	\$0.00
Kirchner, John	CUT	1	2	0	0	0	0	0	83	87	85.00	28	0	0	0	0	\$1,000.00
Kirk, Chris	5T (2022)	11	34	6	0	1	1	1	68	80	71.74	45	0	11	12	3	\$788,191.00
Kirkwood Jr., Joe	CUT	2	5	0	0	0	0	0	73	79	75.00	25	0	0	0	0	\$0.00
Kisner, Kevin	7T (2017)	9	26	4	0	0	1	1	64	78	71.31	22	2	10	10	2	\$777,547.14
Kitayama, Kurt	4T (2023)	6	20	4	0	1	1	1	65	77	71.10	12	1	5	7	3	\$885,362.00
Kite, Tom	4T (1981, 1988)	28	102	23	0	3	6	6	66	79	71.93	103	0	17	25	18	\$361,824.51
Kizzire, Patton	49T (2016)	5	13	2	0	0	0	0	68	78	71.85	23	0	4	4	1	\$59,150.00
Kjeldsen, Soren	6T (2009)	6	16	2	0	0	1	1	65	78	72.50	22	1	2	4	2	\$289,413.88
Klein, Bob	CUT	2	4	0	0	0	0	0	77	82	79.50	32	0	0	0	0	\$2,000.00
Klein, Chuck	49T (1958)	2	7	1	0	0	0	0	69	81	74.86	34	0	1	1	0	\$100.00
Klein, Don	CUT	3	6	0	0	0	0	0	76	83	79.67	52	0	0	0	0	\$0.00
Klinchcock, Joseph	CUT	1	2	0	0	0	0	0	77	79	78.00	12	0	0	0	0	\$2,000.00
Knapp, Jake	CUT	2	4	0	0	0	0	0	69	75	72.00	4	0	1	1	1	\$8,000.00
Kneece, Harold	CUT	1	2	0	0	0	0	0	76	82	79.00	18	0	0	0	0	\$0.00
Knically, Darrell	CUT	1	2	0	0	0	0	0	77	82	79.50	19	0	0	0	0	\$0.00
Knight, Dick	46T (1960)	1	4	1	0	0	0	0	73	76	74.50	18	0	0	0	0	\$200.00
Knight, Dwaine	CUT	1	2	0	0	0	0	0	73	79	76.00	10	0	0	0	0	\$0.00
Knoll, Alex	CUT	1	2	0	0	0	0	0	77	80	78.50	17	0	0	0	0	\$3,100.00
Knost, Colt	70T (2016)	1	4	1	0	0	0	0	68	73	70.75	3	0	2	2	0	\$17,900.00
Knox, Kenny	4 (1991)	6	16	2	0	1	2	2	67	80	73.50	32	0	4	6	0	\$100,700.00
Knox, Russell	22T (2016)	7	18	2	0	0	0	0	67	77	71.44	18	0	5	7	2	\$139,664.93
Knudson, George	20T (1965)	9	32	7	0	0	0	0	67	79	73.66	101	0	3	4	2	\$5,132.50
Kobori, Kazuma	CUT	1	2	0	0	0	0	0	73	77	75.00	8	0	0	0	0	\$4,000.00
Koch, Gary	10T (1979)	11	36	7	0	0	1	1	65	83	73.86	103	1	3	5	3	\$21,182.86
Koch, Greg	CUT	3	6	0	0	0	0	0	74	83	78.33	44	0	0	0	0	\$11,200.00
Kodaira, Satoshi	48T (2017)	3	10	2	0	0	0	0	67	76	71.80	14	0	3	3	1	\$50,316.66
Koehler, Arnold	CUT	3	6	0	0	0	0	0	76	86	77.67	44	0	0	0	0	\$0.00
Koepka, Brooks	1 (2018, 2019, 2023)	13	50	12	4	6	6	6	63	77	69.56	-52	3	27	29	4	\$9,456,725.88
Kohles, Ben	26T (2024)	1	4	1	0	0	0	0	67	73	68.75	-9	0	3	3	0	\$113,962.00
Kok, Johan	CUT	4	8	0	0	0	0	0	67	78	74.75	32	0	1	1	0	\$11,600.00
Kokrak, Jason	19T (2018)	9	30	6	0	0	0	0	67	78	71.50	31	0	7	10	5	\$335,300.00
Korhonen, Mikko	CUT	2	4	0	0	0	0	0	68	75	72.75	11	0	1	1	0	\$6,200.00



PGA CHAMPIONSHIP PLAYER RECORDS

STROKE PLAY (1958 to present)

Player	Best Finish	Years	Rds	Cuts Made	Top 3	Top 5	Top 10	Top 25	Low	High	Avg.	To Par	65<	60s	<Par	Par	\$
Kotlarczyk, Joe	CUT	2	5	0	0	0	0	0	70	78	75.60	28	0	0	0	1	\$0.00
Kozak, Bill	CUT	1	2	0	0	0	0	0	79	80	79.50	15	0	0	0	0	\$0.00
Kozuma, Jinichiro	CUT	1	2	0	0	0	0	0	73	73	73.00	6	0	0	0	0	\$4,000.00
Kraft, Greg	23T (1998)	7	22	4	0	0	0	0	65	79	73.41	53	1	2	4	1	\$51,512.50
Kraft, Kelly	48T (2019)	3	10	2	0	0	0	0	65	78	72.40	20	1	1	1	1	\$51,150.00
Krak, Mike	34T (1963)	7	24	4	0	0	0	0	69	81	74.96	109	0	1	1	1	\$1,105.00
Kratzert, Billy	12T (1978)	8	24	4	0	0	0	0	67	78	73.75	74	0	1	5	1	\$11,375.17
Kresge, Cliff	CUT	1	2	0	0	0	0	0	72	83	77.50	15	0	0	0	0	\$2,500.00
Krieger, Ken	CUT	1	2	0	0	0	0	0	71	74	72.50	3	0	0	0	1	\$1,200.00
Kroll, Ed	23T (1964)	6	18	3	0	0	0	0	68	83	75.39	87	0	1	2	0	\$1,471.38
Kroll, Ted	4 (1961)	8	32	8	0	1	1	1	68	81	72.84	83	0	2	3	3	\$7,651.00
Krueger, Aaron	CUT	1	2	0	0	0	0	0	77	84	80.50	19	0	0	0	0	\$2,500.00
Krueger, Jerry	CUT	1	2	0	0	0	0	0	74	83	78.50	17	0	0	0	0	\$0.00
Kruse, Bob	CUT	1	2	0	0												



PGA CHAMPIONSHIP PLAYER RECORDS

STROKE PLAY (1958 to present)

Player	Best Finish	Years	Rds	Cuts Made	Top 3	Top 5	Top 10	Top 25	Low	High	Avg.	To Par	65<	60s	<Par	Par	\$
Lesch, Gene	CUT	2	4	0	0	0	0	0	76	80	78.25	31	0	0	0	0	\$0.00
Leskosky, Vince	CUT	1	2	0	0	0	0	0	75	82	78.50	17	0	0	0	0	\$0.00
Leslie, Perry	CUT	1	2	0	0	0	0	0	79	81	80.00	20	0	0	0	0	\$500.00
Lesser, Les	CUT	1	2	0	0	0	0	0	77	86	81.50	23	0	0	0	0	\$0.00
Letellier, Ron	58T (1972)	2	8	2	0	0	0	0	70	79	74.63	37	0	0	0	1	\$761.91
Levenson, Gavan	CUT	1	2	0	0	0	0	0	71	78	74.50	5	0	0	1	0	\$1,000.00
Levergne, Gerald	CUT	1	2	0	0	0	0	0	83	87	85.00	30	0	0	0	0	\$0.00
Levet, Thomas	51T (2009)	4	12	2	0	0	0	0	68	82	74.83	38	0	1	2	3	\$30,460.00
Levi, Wayne	16T (1991)	10	30	5	0	0	0	0	66	82	73.17	65	0	4	6	4	\$39,920.19
Levin, Spencer	26T (2011)	2	6	1	0	0	0	0	68	78	72.83	13	0	1	1	1	\$53,562.50
Levy, Alexander	30T (2014)	4	10	1	0	0	0	0	67	77	72.40	14	0	3	3	2	\$71,100.00
Lewis, J.L.	21T (1999)	7	22	4	0	0	0	0	69	77	72.95	43	0	1	3	3	\$128,685.12
Lewis, Jack	CUT	4	8	0	0	0	0	0	73	80	76.50	46	0	0	0	0	\$3,050.00
Lewis, Tom	71T (2021)	3	8	1	0	0	0	0	67	76	73.38	19	0	1	2	0	\$25,550.00
Li, Haotong	17T (2020)	4	11	2	0	0	0	0	65	75	70.82	7	1	4	4	1	\$210,800.00
Liang, Wenchong	8T (2010)	3	8	1	0	0	1	1	64	77	72.13	9	1	1	2	1	\$215,000.00
Lichardus, Babe	17T (1959)	12	34	5	0	0	0	0	71	83	75.47	168	0	0	1	0	\$3,601.09
Lickliter II, Frank	4T (1998)	7	21	4	0	1	1	1	68	80	72.38	40	0	5	5	1	\$186,929.47
Lietzke, Bruce	2 (1991)	19	72	17	1	3	4	4	67	80	72.08	76	0	11	23	10	\$258,227.26
Liljeholm, Tom	CUT	2	4	0	0	0	0	0	76	83	77.75	31	0	0	0	0	\$0.00
Lind, Dean	CUT	1	2	0	0	0	0	0	76	79	77.50	15	0	0	0	0	\$0.00
Lindsay, Ken	CUT	1	2	0	0	0	0	0	74	78	76.00	12	0	0	0	0	\$0.00
Lindsey, Pat	74T (1983)	2	6	1	0	0	0	0	71	80	74.83	21	0	0	0	2	\$2,500.00
Lingmerth, David	12T (2015)	5	16	3	0	0	0	0	66	77	71.56	13	0	5	6	2	\$288,336.36
Lint, Merle E.	CUT	1	2	0	0	0	0	0	77	82	79.50	19	0	0	0	0	\$0.00
Lippert, Eric	CUT	1	2	0	0	0	0	0	78	84	81.00	18	0	0	0	0	\$2,500.00
Lipscomb, Vic	CUT	2	4	0	0	0	0	0	73	78	75.00	18	0	0	0	0	\$1,550.00
Lipsky, David	71T (2019)	1	4	1	0	0	0	0	70	77	73.00	12	0	0	0	1	\$19,250.00
List, Luke	6 (2019)	6	18	3	0	0	1	1	68	77	71.17	17	0	5	5	5	\$457,939.00
Lister, John	43T (1976)	3	10	2	0	0	0	0	70	80	74.70	37	0	0	1	0	\$1,516.09
Littler, Gene	2 (1977)	24	86	19	2	4	7	7	66	82	72.42	166	0	14	19	8	\$73,718.77
Lively, John	37T (1968)	3	8	1	0	0	0	0	72	81	75.13	41	0	0	0	0	\$686.25
Lockie, Gary	CUT	1	2	0	0	0	0	0	76	82	79.00	16	0	0	0	0	\$0.00
Lockie, Ted	CUT	1	2	0	0	0	0	0	77	83	80.00	20	0	0	0	0	\$0.00
Loeffler, Bill	CUT	1	2	0	0	0	0	0	78	81	79.50	19	0	0	0	0	\$2,000.00
Loesch, Rod	CUT	1	2	0	0	0	0	0	75	75	75.00	10	0	0	0	0	\$650.00
Logue, Jim	77T (1983)	5	12	1	0	0	0	0	70	79	75.75	65	0	0	0	1	\$3,050.00
Lohr, Bob	41T (1989)	11	24	1	0	0	0	0	69	89	75.00	86	0	3	4	1	\$15,160.00
Lonard, Peter	17T (2002)	8	22	3	0	0	0	0	69	81	74.00	72	0	2	3	1	\$132,050.00
Long, Adam	41T (2019)	3	10	2	0	0	0	0	68	82	72.20	18	0	3	3	2	\$63,235.71
Long, David	CUT	1	2	0	0	0	0	0	80	82	81.00	22	0	0	0	0	\$2,500.00
Long, John S.	CUT	1	2	0	0	0	0	0	77	80	78.50	17	0	0	0	0	\$0.00
Long, Travis	CUT	1	2	0	0	0	0	0	71	76	73.50	7	0	0	0	0	\$2,000.00
Longo, Tony	CUT	1	2	0	0	0	0	0	73	81	77.00	14	0	0	0	0	\$0.00
Lopez, Francisco	CUT	2	4	0	0	0	0	0	74	83	79.25	37	0	0	0	0	\$0.00
Lopez, Joe	CUT	2	4	0	0	0	0	0	76	79	77.75	29	0	0	0	0	\$0.00
Lorenzo-Vera, Michael	16T (2019)	3	12	3	0	0	0	0	65	75	70.33	4	1	5	5	1	\$194,794.00
Lott, Lyn	25T (1977)	3	12	3	0	0	0	0	67	80	73.33	32	0	1	1	2	\$3,348.81
Lotz, Dick	8T (1970)	3	12	3	0	0	1	1	67	77	72.75	21	0	2	3	1	\$6,197.32
Loudermilk, Hardy	CUT	3	6	0	0	0	0	0	78	81	79.17	55	0	0	0	0	\$0.00
Loustalot, Gary	CUT	1	2	0	0	0	0	0	80	82	81.00	22	0	0	0	0	\$0.00
Love III, Davis	1 (1997)	32	96	16	1	2	4	4	65	83	72.38	122	1	20	26	16	\$1,143,257.70
Love Jr., Davis	55T (1967)	5	14	2	0	0	0	0	69	82	75.79	67	0	1	1	1	\$630.38
Love, Oren	CUT	1	2	0	0	0	0	0	78	79	78.50	17	0	0	0	0	\$0.00
Lovemark, Jamie	33T (2017)	3	8	1	0	0	0	0	70	76	72.50	16	0	0	1	1	\$53,100.00
Lowe, Mitch	CUT	4	8	0	0	0	0	0	71	84	77.50	48	0	0	1	0	\$10,500.00
Lower, Justin	60T (2025)	1	4	1	0	0	0	0	69	75	72.50	6	0	1	1	0	\$27,014.00
Lowery, Steve	3 (2001)	12	38	7	1	1	3	3	66	80	72.24	49	0	11	14	2	\$561,118.57
Lowry, Shane	4T (2021)	14	48	10	0	1	3	3	62	79	70.81	9	2	19	22	4	\$2,148,675.14
Lu, Hsi-Chuen	CUT	1	2	0	0	0	0	0	75	77	76.00	12	0	0	0	0	\$550.00
Lucchesi, Dino	CUT	1	2	0	0	0	0	0	78	79	78.50	17	0	0	0	0	\$2,000.00
Lucius, Jim	71T (1963)	4	10	1	0	0	0	0	74	82	77.20	68	0	0	0	0	\$825.00
Luiten, Joost	21T (2012)	8	26	5	0	0	0	0	65	80	71.50	21	1	8	8	5	\$248,655.55
Lula, Ben	CUT	1	2	0	0	0	0	0	77	77	77.00	12	0	0	0	0	\$0.00
Lumpkin, Jack	CUT	1	3	0	0	0	0	0	74	75	74.33	13	0	0	0	0	\$0.00
Lumpkin, Jay	CUT	1	2	0	0	0	0	0	74	82	78.00	14	0	0	0	0	\$1,000.00
Lundahl, Dick	39T (1960)	3	9	1	0	0	0	0	73	80	75.56	48	0	0	0	0	\$200.00
Lunde, Bill	39T (2011)	2	6	1	0	0	0	0	69	76	72.33	10	0	1	1	0	\$32,750.00
Lunn, Bob	9T (1971)	5	18	4	0	0	1	1	69	81	72.72	37	0	2	4	3	\$8,131.25
Lye, Mark	36T (1986)	8	27	6	0	0	0	0	67	86	73.41	70	0	2	4	4	\$12,207.50
Lyle, Sandy	16T (1991)	6	20	4	0	0	0	0	67	78	72.50	32	0	4	6	3	\$31,072.50
Lyles, Steve	CUT	1	2	0	0	0	0	0	78	84	81.00	22	0	0	0	0	\$0.00
Lynn, David	2 (2012)	2	8	2	1	1	1	1	68	74	70.38	-5	0	4	4	0	\$940,000.00
Lyons, Denny	12T (1973)	7	18	2	0	0	0	0	67	83	74.78	80	0	2	3	0	\$5,812.37
Lyons, Toby	53T (1958)	2	6	1	0	0	0	0	73	80	75.83	35	0	0	0	0	\$100.00



PGA CHAMPIONSHIP PLAYER RECORDS

STROKE PLAY (1958 to present)

Player	Best Finish	Years	Rds	Cuts Made	Top 3	Top 5	Top 10	Top 25	Low	High	Avg.	To Par	65<	60s	<Par	Par	\$
M																	
MacCarty, Warren	CUT	1	2	0	0	0	0	0	79	86	82.50	25	0	0	0	0	\$0.00
MacDonald, Bruce	CUT	1	2	0	0	0	0	0	75	76	75.50	11	0	0	0	0	\$550.00
MacDonald, Doug	CUT	1	2	0	0	0	0	0	76	84	80.00	18	0	0	0	0	\$0.00
MacIntyre, Robert	8T (2024)	6	22	5	0	0	1	1	66	80	71.95	27	0	6	8	2	\$643,358.00
Mack, Stan	CUT	1	2	0	0	0	0	0	85	86	85.50	27	0	0	0	0	\$0.00
MacKay, Roger	66T (1992)	1	4	1	0	0	0	0	71	76	73.75	11	0	0	0	1	\$2,575.00
MacKenzie, Will	57T (2007)	3	8	1	0	0	0	0	70	84	74.38	29	0	0	1	1	\$19,400.00
Mackey, Brian	CUT	1	2	0	0	0	0	0	73	74	73.50	7	0	0	0	0	\$3,100.00
Maddera, Baker	CUT	1	2	0	0	0	0	0	77	83	80.00	18	0	0	0	0	\$1,200.00
Maddox, Don	CUT	1	2	0	0	0	0	0	76	79	77.50	13	0	0	0	0	\$1,000.00
Magee, Andrew	13T (1991)	12	42	9	0	0	0	0	68	80	72.86	74	0	4	4	8	\$87,362.50
Maggert, Jeff	3 (1997)	14	42	7	2	2	3	3	65	81	72.40	61	3	10	11	3	\$392,702.50
Magnusson, Herb	CUT	1	2	0	0	0	0	0	77	81	79.00	18	0	0	0	0	\$0.00
Mahaffey, John	1 (1978)	2															



PGA CHAMPIONSHIP PLAYER RECORDS

STROKE PLAY (1958 to present)

Player	Best Finish	Years	Rds	Cuts Made	Top 3	Top 5	Top 10	Top 25	Low	High	Avg.	To Par	65<	60s	<Par	Par	\$
Mayer, Dick	14T (1958)	3	9	1	0	0	0	0	69	78	74.22	36	0	2	2	0	\$875.00
Mayfair, Billy	5T (1990)	18	62	13	0	1	2	2	67	78	72.50	97	0	11	17	4	\$288,983.57
Mayfield, Shelley	22T (1961)	4	16	4	0	0	0	0	69	79	73.25	48	0	1	1	2	\$1,815.89
Mays, Jeff	CUT	1	2	0	0	0	0	0	86	86	86.00	32	0	0	0	0	\$250.00
Mazza, John	CUT	2	4	0	0	0	0	0	70	78	74.00	16	0	0	0	1	\$3,300.00
McBeath, Scotty	44T (1967)	4	11	1	0	0	0	0	70	81	75.73	53	0	0	0	2	\$501.43
McBee, Rives	CUT	6	12	0	0	0	0	0	71	86	77.00	78	0	0	0	0	\$2,053.00
McCallister, Blaine	17T (1989)	10	34	7	0	0	0	0	64	80	72.59	38	1	3	12	2	\$75,429.16
McCallister, Bob	8T (1965)	4	16	4	0	0	1	1	66	76	72.94	39	0	2	3	2	\$6,165.00
McCarron, Scott	10T (1997)	9	32	7	0	0	1	1	67	79	72.25	44	0	5	8	5	\$265,430.36
McCarthy, Denny	8T (2025)	6	22	5	0	0	1	1	68	76	71.55	20	0	4	6	4	\$623,801.00
McCarthy, Harry	CUT	1	2	0	0	0	0	0	76	79	77.50	15	0	0	0	0	\$0.00
McCarty, Matt	CUT	1	2	0	0	0	0	0	72	74	73.00	4	0	0	0	0	\$4,000.00
McCarty, Sean	CUT	2	4	0	0	0	0	0	69	82	76.00	24	0	1	1	0	\$7,100.00
McClellan, Robert	CUT	2	4	0	0	0	0	0	72	81	76.50	22	0	0	0	0	\$5,000.00
McConachie, Jack	CUT	2	4	0	0	0	0	0	80	84	82.25	47	0	0	0	0	\$1,500.00
McCord, Gary	54T (1984)	4	10	1	0	0	0	0	71	80	75.50	45	0	0	1	0	\$3,527.50
McCoy, Jim	CUT	2	4	0	0	0	0	0	79	84	80.50	42	0	0	0	0	\$0.00
McCullough, Mike	40T (1977)	4	12	2	0	0	0	0	69	82	74.50	40	0	1	1	2	\$2,825.00
McCumber, Mark	5T (1987)	17	53	10	0	1	1	1	67	79	72.98	97	0	7	11	6	\$85,252.92
McDermott, Joe	CUT	1	2	0	0	0	0	0	77	84	80.50	21	0	0	0	0	\$650.00
McDonald, Ken	84T (1992)	1	4	1	0	0	0	0	69	82	76.75	23	0	1	1	0	\$2,137.50
McDougal, Ron	61T (1994)	5	12	1	0	0	0	0	69	79	73.75	39	0	1	1	1	\$7,900.00
McDowell, Graeme	10T (2009)	15	44	7	0	0	1	1	66	78	72.41	64	0	6	12	7	\$674,489.75
McElmurry, Mac	CUT	1	2	0	0	0	0	0	75	79	77.00	14	0	0	0	0	\$0.00
McEntee, Shawn	CUT	2	4	0	0	0	0	0	74	82	78.25	25	0	0	0	0	\$2,000.00
McGee, Jerry	6T (1977)	10	37	9	0	0	2	2	68	79	72.68	76	0	4	8	0	\$24,432.00
McGintley, Paul	6T (2004)	8	24	4	0	0	1	1	66	79	72.38	41	0	6	7	1	\$319,210.72
McGirt, William	10T (2016)	3	8	1	0	0	1	1	66	79	71.88	9	0	2	2	2	\$238,500.00
McGovern, Jim	22T (1993)	5	12	1	0	0	0	0	67	83	73.08	25	0	2	3	2	\$20,700.00
McGowan, Jack	43T (1961)	3	10	2	0	0	0	0	70	79	74.50	39	0	0	0	1	\$466.38
McGowan, Pat	4 (1983)	6	14	1	0	1	1	1	67	80	73.93	37	0	3	3	0	\$34,303.00
McGowan, Ross	70 (2010)	1	4	1	0	0	0	0	71	81	74.25	9	0	0	1	1	\$14,000.00
McGrath, Bob	CUT	1	2	0	0	0	0	0	78	80	79.00	18	0	0	0	0	\$2,500.00
McGreevy, Max	CUT	1	2	0	0	0	0	0	73	74	73.50	5	0	0	0	0	\$4,000.00
McGuire, Paul	CUT	2	4	0	0	0	0	0	77	82	79.50	38	0	0	0	0	\$0.00
McGuirk, Tom F.	CUT	1	2	0	0	0	0	0	83	85	84.00	24	0	0	0	0	\$250.00
McIlroy, Rory	1 (2012, 2014)	17	66	16	4	4	8	8	65	75	70.09	-50	1	29	35	9	\$6,349,227.99
McKelvey, Jack	CUT	1	2	0	0	0	0	0	83	90	86.50	29	0	0	0	0	\$1,000.00
McKeown, George	CUT	1	2	0	0	0	0	0	77	77	77.00	12	0	0	0	0	\$0.00
McKibbin, Tom	50T (2025)	1	4	1	0	0	0	0	70	74	72.00	4	0	0	1	1	\$40,674.00
McLachlin, Parker	CUT	1	2	0	0	0	0	0	76	77	76.50	13	0	0	0	0	\$2,500.00
McLendon, Mac	25T (1975)	6	20	4	0	0	0	0	68	78	74.05	69	0	1	1	1	\$4,040.00
McMullin, John	35T (1959)	1	4	1	0	0	0	0	69	76	72.75	11	0	1	1	0	\$200.00
McNabb, David	CUT	3	6	0	0	0	0	0	74	80	77.17	39	0	0	0	0	\$8,000.00
McNealy, Maverick	23T (2024)	5	16	3	0	0	0	0	66	78	72.19	23	0	4	5	0	\$290,480.00
McNeill, George	62T (2012)	5	12	1	0	0	0	0	70	80	74.83	40	0	0	3	0	\$26,150.00
McNickle, Artie	28T (1979)	2	8	2	0	0	0	0	69	76	72.25	18	0	1	1	1	\$4,500.00
McNulty, Mark	8T (1990)	11	35	6	0	0	1	1	67	80	72.66	55	0	5	10	2	\$90,207.15
McQuiston, Henry	CUT	1	2	0	0	0	0	0	76	79	77.50	15	0	0	0	0	\$0.00
McReynolds, J.L.	62 (1961)	1	4	1	0	0	0	0	73	79	76.00	24	0	0	0	0	\$225.00
McRoy, Spike	CUT	1	2	0	0	0	0	0	74	76	75.00	6	0	0	0	0	\$2,000.00
Mediate, Rocco	6 (2002)	17	53	11	0	0	1	1	65	85	72.98	100	1	4	13	7	\$344,297.86
Melnyk, Steve	17T (1975)	5	14	2	0	0	0	0	70	79	73.93	43	0	0	1	1	\$4,628.00
Melton, Brett	CUT	1	2	0	0	0	0	0	72	75	73.50	7	0	0	0	0	\$2,000.00
Mendoza, Kyle	CUT	2	4	0	0	0	0	0	70	77	73.50	12	0	0	1	0	\$8,000.00
Menefee, Tod	CUT	3	7	0	0	0	0	0	75	84	78.71	59	0	0	0	0	\$0.00
Mengert, Al	18T (1970)	10	33	6	0	0	0	0	68	83	73.82	112	0	1	2	2	\$7,453.61
Menne, Bob	31T (1970)	4	10	1	0	0	0	0	72	78	74.60	44	0	0	0	0	\$2,875.00
Merkle, Louis J.	CUT	2	4	0	0	0	0	0	78	85	81.00	40	0	0	0	0	\$303.00
Meronk, Adrian	40T (2023)	2	6	1	0	0	0	0	68	75	71.50	7	0	3	3	0	\$50,900.00
Merrell, Hans	CUT	1	2	0	0	0	0	0	76	77	76.50	13	0	0	0	0	\$0.00
Merrick, John	10T (2009)	4	14	3	0	0	1	1	68	77	72.43	22	0	2	4	3	\$188,258.34
Merrins, Eddie	34T (1963)	6	16	2	0	0	0	0	70	81	75.50	72	0	0	2	0	\$721.37
Merritt, Richard, Jr.	CUT	1	2	0	0	0	0	0	79	81	80.00	20	0	0	0	0	\$0.00
Merritt, Troy	41T (2022)	6	16	2	0	0	0	0	69	77	72.19	27	0	1	2	3	\$78,639.00
Merz, Jack	CUT	1	2	0	0	0	0	0	82	82	82.00	24	0	0	0	0	\$0.00
Meshiai, Hajime	75T (1994)	1	4	1	0	0	0	0	71	79	74.50	18	0	0	0	0	\$2,412.50
Meskeil, Rick	CUT	1	2	0	0	0	0	0	81	82	81.50	19	0	0	0	0	\$1,000.00
Meyer, Dennis	67T (1975)	1	4	1	0	0	0	0	72	80	75.00	20	0	0	0	0	\$428.57
Micheel, Shaun	1 (2003)	22	56	6	2	2	2	2	66	83	73.86	168	0	10	14	3	\$1,976,885.72
Micheluzzi, David	CUT	1	2	0	0	0	0	0	73	76	74.50	9	0	0	0	0	\$4,000.00
Mickelson, Phil	1 (2005, 2021)	32	118	27	5	5	10	10	65	79	71.16	33	1	38	46	18	\$6,510,065.66
Middlecoff, Cary	8T (1959)	5	20	5	0	0	1	1	66	76	71.95	39	0	4	4	1	\$5,491.00
Mielke, Mark	CUT	5	10	0	0	0	0	0	67	80	74.50	41	0	1	2	0	\$7,900.00



PGA CHAMPIONSHIP PLAYER RECORDS

STROKE PLAY (1958 to present)

Player	Best Finish	Years	Rds	Cuts Made	Top 3	Top 5	Top 10	Top 25	Low	High	Avg.	To Par	65<	60s	<Par	Par	\$
Milam, Tony	CUT	1	2	0	0	0	0	0	83	87	85.00	26	0	0	0	0	\$1,000.00
Miles, Eldridge	CUT	2	4	0	0	0	0	0	76	88	80.00	36	0	0	0	0	\$250.00
Miles, Mike	CUT	1	2	0	0	0	0	0	72	81	76.50	9	0	0	0	1	\$2,500.00
Miller, Allen	39T (1984)	6	20	4	0	0	0	0	69	83	74.90	80	0	1	2	2	\$5,489.97
Miller, Bill	CUT	1	2	0	0	0	0	0	81	82	81.50	21	0	0	0	0	\$0.00
Miller, Johnny	11T (1977)	16	51	10	0	0	0	0	67	80	72.82	107	0	5	9	8	\$29,209.72
Miller, Lindy	57T (1991)	4	12	2	0	0	0	0	71	82	75.08	41	0	0	0	3	\$5,487.50
Milton, Michael	CUT	1	2	0	0	0	0	0	74	75	74.50	9	0	0	0	0	\$350.00
Milward, Jim	CUT	1	2	0	0	0	0	0	77	78	77.50	15	0	0	0	0	\$0.00
Minoza, Frankie	CUT	1	1	0	0	0	0	0	80	80	80.00	10	0	0	0	0	\$1,300.00
Mitchell, Bobby	35T (1970, 1971)	8	25	5	0	0	0	0	69	79	74.56	90	0	1	3	1	\$4,101.06
Mitchell, Chris	CUT	1	2	0	0</												



PGA CHAMPIONSHIP PLAYER RECORDS

STROKE PLAY (1958 to present)

Player	Best Finish	Years	Rds	Cuts Made	Top 3	Top 5	Top 10	Top 25	Low	High	Avg.	To Par	65<	60s	<Par	Par	\$
Murphy, Tom	CUT	1	2	0	0	0	0	0	74	78	76.00	12	0	0	0	0	\$0.00
Murray, Brent	CUT	1	2	0	0	0	0	0	75	76	75.50	7	0	0	0	0	\$1,750.00
Murray, Grayson	22T (2017)	2	8	2	0	0	0	0	67	75	70.38	-5	0	4	4	1	\$138,135.66
Muttitt, David	CUT	5	10	0	0	0	0	0	69	84	75.60	54	0	1	1	1	\$14,700.00
Myles, Reggie	CUT	1	2	0	0	0	0	0	75	84	79.50	19	0	0	0	0	\$0.00
N																	
Na, Kevin	10T (2011)	13	38	6	0	0	1	1	66	79	71.76	39	0	9	12	4	\$562,766.86
Nagle, Kel	20T (1965)	2	6	1	0	0	0	0	71	77	74.00	20	0	0	0	1	\$1,450.00
Nakajima, Keita	CUT	2	4	0	0	0	0	0	71	76	73.25	9	0	0	0	2	\$8,000.00
Nakajima, Tommy	3 (1988)	12	36	6	1	1	2	2	67	80	72.69	53	0	7	7	6	\$112,249.99
Nakamura, Tohru	59T (1980)	1	4	1	0	0	0	0	70	78	74.50	18	0	0	0	1	\$742.50
Nastri, Frank	CUT	1	2	0	0	0	0	0	79	81	80.00	20	0	0	0	0	\$0.00
Neergaard-Petersen, Rasmus	CUT	1	2	0	0	0	0	0	70	74	72.00	2	0	0	1	0	\$4,000.00
Nelford, Jim	61T (1982, 1983)	4	12	2	0	0	0	0	71	76	73.25	31	0	0	0	0	\$4,052.50
Nelson Jr., Al	39T (1962)	3	8	1	0	0	0	0	70	79	74.88	39	0	0	0	1	\$400.00
Nelson, Dick	CUT	1	2	0	0	0	0	0	72	81	76.50	13	0	0	0	0	\$0.00
Nelson, John	CUT	2	4	0	0	0	0	0	73	85	79.75	33	0	0	0	0	\$2,500.00
Nelson, Larry	1 (1981, 1987)	27	80	13	2	2	2	2	66	80	72.94	155	0	9	17	13	\$268,189.21
Nelson, Rocky	CUT	1	2	0	0	0	0	0	81	83	82.00	22	0	0	0	0	\$303.00
NeSmith, Matt	23T (2023)	1	4	1	0	0	0	0	69	74	70.75	3	0	1	1	2	\$165,000.00
Nevil, Dwight	53T (1974)	6	16	2	0	0	0	0	70	85	76.94	99	0	0	1	0	\$4,331.43
Newman, Dylan	CUT	2	4	0	0	0	0	0	75	78	76.50	24	0	0	0	0	\$8,000.00
Newton, Jack	20T (1980)	2	8	2	0	0	0	0	71	79	73.13	21	0	0	0	2	\$3,962.50
Nichols, Bobby	1 (1964)	24	84	18	1	1	2	2	64	82	73.43	232	1	7	10	10	\$42,673.96
Nichols, Bobby W.	CUT	1	2	0	0	0	0	0	78	84	81.00	22	0	0	0	0	\$0.00
Nichols, John	CUT	1	2	0	0	0	0	0	76	81	78.50	17	0	0	0	0	\$550.00
Nichols, Robert	CUT	1	2	0	0	0	0	0	80	90	85.00	30	0	0	0	0	\$500.00
Nicklaus, Jack	1 (1963, 1971, 1973, 1975, 1980)	37	128	27	12	14	15	15	64	79	71.37	67	2	41	53	14	\$436,783.49
Nicolette, Mike	47T (1983)	1	4	1	0	0	0	0	71	74	72.50	6	0	0	0	1	\$1,730.00
Nieberding, Bob	CUT	1	2	0	0	0	0	0	78	80	79.00	18	0	0	0	0	\$550.00
Nielsen, Lonnie	11T (1986)	9	24	3	0	0	0	0	69	81	74.92	84	0	1	4	1	\$22,081.00
Niemann, Joaquin	8T (2025)	8	26	5	0	0	1	1	67	76	71.12	13	0	8	10	2	\$740,547.00
Nieporte, Tom	5T (1964)	10	34	7	0	1	1	1	68	83	73.74	111	0	4	4	1	\$7,318.93
Nobilo, Frank	8T (1996)	7	24	5	0	0	1	1	66	78	71.75	24	0	8	9	1	\$99,437.50
Noh, Seung-yul	21T (2012)	4	14	3	0	0	0	0	65	77	71.71	6	1	4	5	2	\$143,366.67
Nonnenberg, Fred	CUT	1	2	0	0	0	0	0	77	85	81.00	22	0	0	0	0	\$0.00
Norcross, Monte	CUT	2	5	0	0	0	0	0	74	82	78.00	40	0	0	0	0	\$0.00
Nordone, Augie	CUT	2	4	0	0	0	0	0	77	83	80.50	42	0	0	0	0	\$0.00
Noren, Alex	12T (2024)	13	44	9	0	0	0	0	65	80	71.59	42	1	12	15	6	\$904,614.00
Norgaard, Niklas	CUT	1	2	0	0	0	0	0	70	75	72.50	3	0	0	1	0	\$4,000.00
Norman, Brian	CUT	1	2	0	0	0	0	0	74	78	76.00	10	0	0	0	0	\$2,500.00
Norman, Greg	2 (1986, 1993)	22	80	18	2	5	6	6	65	80	71.55	34	1	22	30	12	\$565,509.72
Norris, Shaun	71T (2022)	3	8	1	0	0	0	0	69	75	72.63	21	0	1	1	0	\$30,450.00
Norris, Tim	40T (1985)	3	8	1	0	0	0	0	70	76	73.88	21	0	0	1	1	\$4,500.00
Norrman, Vincent	CUT	1	2	0	0	0	0	0	72	72	72.00	2	0	0	0	0	\$4,000.00
North, Andy	4 (1975)	15	46	8	0	1	1	1	65	79	73.13	116	1	4	5	5	\$32,859.73
Northern, Mike	CUT	3	6	0	0	0	0	0	74	79	77.17	39	0	0	0	0	\$6,500.00
Novak, Andrew	CUT	1	2	0	0	0	0	0	70	80	75.00	8	0	0	1	0	\$4,000.00
Novitsky, Tony	CUT	3	7	0	0	0	0	0	73	83	78.71	57	0	0	0	0	\$100.00
Nuckolls, Rod	CUT	1	2	0	0	0	0	0	74	77	75.50	11	0	0	0	0	\$1,200.00
Nutbrown, Gifford	CUT	2	4	0	0	0	0	0	76	81	78.50	28	0	0	0	0	\$0.00
O																	
O'Brien, Pat	CUT	1	2	0	0	0	0	0	76	77	76.50	13	0	0	0	0	\$1,200.00
O'Donnell, John	59 (1960)	1	4	1	0	0	0	0	71	82	76.25	25	0	0	0	0	\$200.00
O'Grady, Mac	43T (1987)	5	12	1	0	0	0	0	70	84	75.58	49	0	0	3	0	\$7,050.00
O'Hair, Sean	12T (2006)	9	34	8	0	0	0	0	68	82	72.68	59	0	3	6	7	\$303,617.86
O'Hern, Jim	55T (1970)	9	22	2	0	0	0	0	73	83	77.36	150	0	0	0	0	\$2,036.33
O'Hern, Nick	31T (2004)	6	16	2	0	0	0	0	68	76	72.94	35	0	1	2	0	\$58,485.71
O'Leary, Dennis	CUT	1	2	0	0	0	0	0	75	86	80.50	21	0	0	0	0	\$0.00
O'Leary, John T.	CUT	3	6	0	0	0	0	0	73	79	76.17	37	0	0	0	0	\$8,700.00
O'Malley, Peter	CUT	3	6	0	0	0	0	0	73	79	74.83	17	0	0	0	0	\$5,750.00
O'Meara, Mark	4T (1998)	22	68	12	0	1	3	3	63	82	72.50	90	2	13	22	9	\$362,166.96
Oakley, Pete	CUT	6	12	0	0	0	0	0	71	83	75.67	58	0	0	0	1	\$6,700.00
Oakley, Zac	CUT	2	4	0	0	0	0	0	75	82	78.75	33	0	0	0	0	\$8,000.00
Oberholser, Arron	4T (2007)	4	14	3	0	1	1	1	68	75	70.86	0	0	4	8	1	\$462,250.00
Oda, Koumei	40T (2014)	3	10	2	0	0	0	0	67	79	72.80	12	0	3	3	2	\$53,700.00
Ogden, Bill	49T (1959)	10	25	2	0	0	0	0	69	85	75.72	139	0	1	1	0	\$440.00
Ogilvie, Joe	17T (2005)	4	14	3	0	0	0	0	68	77	72.07	13	0	3	5	2	\$109,910.00
Ogilvy, Geoff	6T (2005, 2007)	13	44	9	0	0	3	3	68	78	71.80	35	0	12	16	5	\$922,812.49
Ogle, Brett	CUT	3	6	0	0	0	0	0	71	77	73.83	19	0	0	0	1	\$3,600.00
Ogletree, Andy	CUT	1	2	0	0	0	0	0	73	75	74.00	6	0	0	0	0	\$4,000.00
Ogrin, David	36T (1996)	6	20	4	0	0	0	0	68	80	73.05	41	0	1	4	1	\$29,490.00
Ohr, Keith	CUT	1	2	0	0	0	0	0	78	81	79.50	15	0	0	0	0	\$2,500.00
Olazabal, Jose Maria	4T (2000)	21	62	10	0	1	2	2	63	86	73.29	138	1	9	11	9	\$381,443.75
Oldcorn, Andy	44T (2001)	1	4	1	0	0	0	0	67	74	70.25	1	0	2	2	0	\$14,250.00



PGA CHAMPIONSHIP PLAYER RECORDS

STROKE PLAY (1958 to present)

Player	Best Finish	Years	Rds	Cuts Made	Top 3	Top 5	Top 10	Top 25	Low	High	Avg.	To Par	65<	60s	<Par	Par	\$
Olesen, Thorbjørn	27T (2012)	10	36	8	0	0	0	0	67	78	71.33	24	0	8	12	10	\$345,571.66
Oliphant, David L.	CUT	1	2	0	0	0	0	0	83	87	85.00	26	0	0	0	0	\$250.00
Oliver, Ed																	



PGA CHAMPIONSHIP PLAYER RECORDS
STROKE PLAY (1958 to present)

Table with 21 columns: Player, Best Finish, Years, Rds, Cuts Made, Top 3, Top 5, Top 10, Top 25, Low, High, Avg., To Par, 65<, 60s, <Par, Par, and \$. It lists the performance records of various players from the PGA Championship stroke play event.



PGA CHAMPIONSHIP PLAYER RECORDS
STROKE PLAY (1958 to present)

Table with 21 columns: Player, Best Finish, Years, Rds, Cuts Made, Top 3, Top 5, Top 10, Top 25, Low, High, Avg., To Par, 65<, 60s, <Par, Par, and \$. It lists the performance records of various players from the PGA Championship stroke play event.



PGA CHAMPIONSHIP PLAYER RECORDS

STROKE PLAY (1958 to present)

Player	Best Finish	Years	Rds	Cuts Made	Top 3	Top 5	Top 10	Top 25	Low	High	Avg.	To Par	65<	60s	<Par	Par	\$
Rudolph, Jim	CUT	3	5	0	0	0	0	0	76	88	82.60	60	0	0	0	0	\$0.00
Rudolph, Mason	3T (1973)	14	54	13	1	2	3	3	66	81	72.54	107	0	8	10	7	\$31,135.33
Rudosky, Micah	CUT	1	2	0	0	0	0	0	76	83	79.50	19	0	0	0	0	\$2,500.00
Ruedi, John	CUT	2	4	0	0	0	0	0	75	82	79.25	33	0	0	0	0	\$0.00
Rule, Jack	39T (1964)	2	6	1	0	0	0	0	71	78	73.67	22	0	0	0	0	\$526.00
Rumford, Brett	CUT	1	2	0	0	0	0	0	70	77	73.50	7	0	0	0	1	\$2,500.00
Rummells, Dave	5 (1989)	5	16	3	0	1	2	2	64	79	72.50	14	1	5	5	1	\$86,200.00
Runyan, Paul	CUT	4	6	0	0	0	0	0	74	88	82.00	69	0	0	0	0	\$0.00
Russell, Casey	CUT	1	2	0	0	0	0	0	73	77	75.00	10	0	0	0	0	\$3,100.00
Ryder, Sam	CUT	1	2	0	0	0	0	0	74	78	76.00	12	0	0	0	0	\$4,000.00
Ryz, Paul	CUT	1	2	0	0	0	0	0	84	84	84.00	24	0	0	0	0	\$1,000.00
S																	
Sabbatini, Rory	39T (2008)	16	46	7	0	0	0	0	67	82	74.11	147	0	3	7	4	\$132,900.00
Sabo, Ed	CUT	2	4	0	0	0	0	0	72	78	76.25	19	0	0	0	1	\$3,200.00
Salerno, Gus	59T (1958)	2	6	1	0	0	0	0	74	79	76.50	39	0	0	0	0	\$100.00
Samborsky, Gene	CUT	1	2	0	0	0	0	0	76	79	77.50	11	0	0	0	0	\$250.00
Samooja, Kalle	CUT	1	2	0	0	0	0	0	74	80	77.00	10	0	0	0	0	\$3,200.00
San Filippo, Mike	CUT	6	12	0	0	0	0	0	71	85	78.67	86	0	0	0	1	\$6,200.00
Sandelin, Jarmo	24T (2000)	2	6	1	0	0	0	0	68	77	71.83	-1	0	2	2	2	\$42,750.00
Sander, Bill	CUT	1	2	0	0	0	0	0	75	80	77.50	11	0	0	0	0	\$1,000.00
Sanders, Curt	CUT	1	2	0	0	0	0	0	78	80	79.00	18	0	0	0	0	\$2,500.00
Sanders, Doug	2T (1959)	14	52	12	3	3	6	6	66	79	72.00	82	0	12	14	4	\$31,501.80
Sanderson, Harold J.	CUT	1	2	0	0	0	0	0	81	85	83.00	26	0	0	0	0	\$0.00
Sanderson, Tommy	CUT	1	2	0	0	0	0	0	79	82	80.50	21	0	0	0	0	\$0.00
Sanger, Chris	CUT	1	2	0	0	0	0	0	81	84	82.50	25	0	0	0	0	\$4,000.00
Sanudo, Cesar	47T (1971)	1	4	1	0	0	0	0	72	77	73.75	7	0	0	0	1	\$347.82
Sarazen, Gene	CUT	4	7	0	0	0	0	0	73	81	77.43	48	0	0	0	0	\$0.00
Satterstrom, Steve	CUT	1	2	0	0	0	0	0	76	79	77.50	13	0	0	0	0	\$303.00
Sauers, Gene	2T (1992)	10	34	7	1	1	1	1	67	81	72.50	39	0	9	14	2	\$140,105.00
Sauger, Reggie	CUT	2	4	0	0	0	0	0	78	85	82.00	48	0	0	0	0	\$0.00
Savel, Steve	CUT	1	2	0	0	0	0	0	83	84	83.50	27	0	0	0	0	\$0.00
Scaletta, Paul	CUT	1	2	0	0	0	0	0	75	87	81.00	18	0	0	0	0	\$2,500.00
Scally, Chuck	71 (1972)	6	15	2	0	0	0	0	73	84	77.27	103	0	0	0	0	\$1,033.33
Schall, Ken	CUT	7	14	0	0	0	0	0	74	81	76.71	78	0	0	0	0	\$10,550.00
Scharlau, Herman	63T (1963)	5	13	1	0	0	0	0	70	79	75.85	70	0	0	0	1	\$230.00
Schauffele, Xander	1 (2024)	9	32	7	1	1	2	2	62	81	70.13	-10	2	15	15	5	\$4,363,821.57
Scheffler, Scottie	1 (2025)	6	22	5	2	3	5	5	65	75	69.09	-36	4	12	14	2	\$6,152,768.00
Schenk, Adam	41T (2022)	3	8	1	0	0	0	0	70	79	72.63	19	0	0	0	2	\$51,839.00
Scherrer, Tom	CUT	1	1	0	0	0	0	0	77	77	77.00	5	0	0	0	0	\$2,000.00
Schieffelbein, Brad	CUT	1	2	0	0	0	0	0	77	79	78.00	12	0	0	0	0	\$0.00
Schlee, John	4T (1976)	7	28	7	0	1	2	2	67	77	72.61	53	0	4	5	4	\$20,105.56
Schleuter, Mike	CUT	4	2	0	0	0	0	0	74	74	74.00	6	0	0	0	0	\$1,750.00
Schmid, Jeff	CUT	1	2	0	0	0	0	0	78	81	79.50	19	0	0	0	0	\$3,100.00
Schmitt, Philip	CUT	1	2	0	0	0	0	0	68	79	73.50	7	0	1	1	0	\$2,500.00
Schmuhl, Jason	CUT	2	4	0	0	0	0	0	73	82	75.75	19	0	0	0	0	\$5,600.00
Schneider, Cory	CUT	1	2	0	0	0	0	0	74	85	79.50	19	0	0	0	0	\$3,100.00
Schneider, Ernie Jr.	CUT	2	4	0	0	0	0	0	75	80	77.25	29	0	0	0	0	\$0.00
Schneider, George	CUT	6	14	0	0	0	0	0	73	81	76.50	85	0	0	0	0	\$0.00
Schneider, Steve	40T (2005)	12	26	1	0	0	0	0	70	86	75.54	118	0	0	0	2	\$44,650.00
Schnell, Curt	CUT	1	2	0	0	0	0	0	82	84	83.00	22	0	0	0	0	\$1,000.00
Schniederjans, Ollie	59T (2018)	1	4	1	0	0	0	0	67	72	70.00	0	0	1	1	1	\$21,316.66
Schoener, Bob	70T (1968)	2	6	1	0	0	0	0	70	79	76.50	37	0	0	0	1	\$365.00
Schroeder, John	12T (1978)	6	20	4	0	0	0	0	68	79	72.85	37	0	3	5	2	\$13,015.36
Schuchart, Mike	CUT	4	8	0	0	0	0	0	74	84	78.88	61	0	0	0	0	\$6,200.00
Schuller, Rick	44T (2001)	3	8	1	0	0	0	0	68	80	74.25	34	0	1	1	1	\$19,250.00
Schulte, Alan	CUT	2	4	0	0	0	0	0	75	77	75.75	15	0	0	0	0	\$4,500.00
Schultheis, Gerard	CUT	1	2	0	0	0	0	0	73	78	75.50	11	0	0	0	0	\$0.00
Schulz, Ted	69T (1992)	4	10	1	0	0	0	0	71	78	74.40	28	0	0	0	2	\$5,487.50
Schumaker, Bill	CUT	3	6	0	0	0	0	0	74	82	76.67	32	0	0	0	0	\$2,250.00
Schuman, Jim	CUT	1	2	0	0	0	0	0	71	79	75.00	10	0	0	0	0	\$1,500.00
Schwab, Matthias	CUT	1	2	0	0	0	0	0	69	76	72.50	5	0	1	1	0	\$3,100.00
Schwab, Pat	47T (1962)	8	24	4	0	0	0	0	71	81	75.25	108	0	0	0	0	\$1,449.72
Schwartzel, Charl	12T (2011)	16	56	12	0	0	0	0	63	79	71.77	51	1	13	17	6	\$585,557.53
Sciiorra, Cary	CUT	1	2	0	0	0	0	0	76	82	79.00	18	0	0	0	0	\$2,000.00
Scodeller, Emil	CUT	3	6	0	0	0	0	0	74	83	79.17	53	0	0	0	0	\$0.00
Scodeller, Paul	CUT	1	2	0	0	0	0	0	74	83	78.50	15	0	0	0	0	\$0.00
Scott, Adam	3 (2018)	25	86	18	2	3	6	6	64	82	71.07	26	4	29	36	16	\$3,158,135.26
Scott, Jim	CUT	2	4	0	0	0	0	0	76	81	78.50	34	0	0	0	0	\$0.00
Scrivener, Jason	23T (2021)	1	4	1	0	0	0	0	69	75	72.25	1	0	1	1	1	\$103,814.00
Sechrest, Don	CUT	1	2	0	0	0	0	0	75	76	75.50	11	0	0	0	0	\$0.00
Seeley, Jim	CUT	1	2	0	0	0	0	0	70	82	76.00	12	0	0	0	1	\$0.00
Segerlund, Paul	CUT	1	2	0	0	0	0	0	72	81	76.50	13	0	0	0	0	\$0.00
Seitz, Matt	CUT	1	2	0	0	0	0	0	81	83	82.00	24	0	0	0	0	\$2,500.00
Sellman, Jack	13T (1963)	2	6	1	0	0	0	0	68	81	74.00	20	0	1	2	0	\$1,550.00
Seltzer, Jack	CUT	5	10	0	0	0	0	0	71	82	76.40	52	0	0	0	1	\$4,500.00



PGA CHAMPIONSHIP PLAYER RECORDS

STROKE PLAY (1958 to present)

Player	Best Finish	Years	Rds	Cuts Made	Top 3	Top 5	Top 10	Top 25	Low	High	Avg.	To Par	65<	60s	<Par	Par	\$
Senden, John	4T (2007)	11	34	6	0	1	1	1	68	77	72.00	42	0	7	10	5	\$605,289.28
Senior, Peter	44T (1995)	8	28	6	0	0	0	0	68	81	72.96	51	0	4	6	4	\$22,140.00
Serafin, John	CUT	1	2	0	0	0	0	0	78	79	78.50	17	0	0	0	0	\$0.00
Shankland, Craig	CUT	4	8	0	0	0	0	0	75	80	78.13	59	0	0	0	0	\$0.00
Sharma, Shubhankar	CUT	1	2	0	0	0	0	0	69	74	71.50	3	0	1	1	0	\$3,100.00
Sharp, Tommy	CUT	1	2	0	0	0	0	0	73	77	75.00	10	0	0	0	0	\$3,000.00
Shattuck, Braden	72 (2024)	2	6	1	0	0	0	0	68	79	72.50	11	0	1	2	1	\$26,830.00
Shave, Bob Jr.	49T (1966)	1	4	1	0	0	0	0	71	78	74.50	18	0	0	0	0	\$436.12
Shaw, Bob	20T (1972)	1	4	1	0	0	0	0	72	74	72.50	10	0	0	0	0	\$2,385.00
Shaw, Tom	21T (1969)	5	16	3	0	0	0	0	69	82	73.69	51	0	3	3	0	\$3,117.86
Shearer, Bob	26T (1978)	3	9	2	0	0	0	0	67	79	73.00	19	0	1	1	1	\$5,087.50
Sheehan, Butch	CUT	1	2	0	0	0	0	0	74	82	78.00	16	0	0	0	0	\$2,500.00
Sheehan, Patrick	40T (2005)	2	8	2	0	0	0	0	70	75	72.00	8	0	0	2	0	\$36,960.00
Sheffitt, Mark	CUT	3	6	0	0	0	0	0	75	82	78.00						



PGA CHAMPIONSHIP PLAYER RECORDS

STROKE PLAY (1958 to present)

Player	Best Finish	Years	Rds	Cuts Made	Top 3	Top 5	Top 10	Top 25	Low	High	Avg.	To Par	65<	60s	<Par	Par	\$
Snead, J.C.	3T (1973)	15	48	9	1	1	1	1	67	81	73.33	130	0	4	6	8	\$35,695.34
Snead, Sam	3 (1958)	21	74	17	3	4	8	8	67	82	72.26	135	0	10	15	11	\$54,698.11
Snedeker, Brandt	12T (2015)	13	46	10	0	0	0	0	66	78	71.17	26	0	14	17	4	\$786,414.58
Sneed, Ed	28T (1979)	11	42	10	0	0	0	0	67	80	73.71	136	0	2	3	3	\$10,013.01
Snow, Ansel	CUT	1	2	0	0	0	0	0	74	76	75.00	10	0	0	0	0	\$0.00
Snyder, Brent	CUT	1	2	0	0	0	0	0	76	79	77.50	11	0	0	0	0	\$3,000.00
Sobb, Jim	CUT	3	6	0	0	0	0	0	72	83	77.50	37	0	0	0	0	\$3,200.00
Soderberg, Sebastian	68T (2024)	1	4	1	0	0	0	0	67	74	70.50	-2	0	2	2	0	\$23,538.00
Somers, John	CUT	3	6	0	0	0	0	0	72	80	75.83	31	0	0	0	0	\$12,000.00
Sommers, Jack	CUT	3	6	0	0	0	0	0	74	79	76.67	38	0	0	0	0	\$2,000.00
Song, Young Han	56T (2016)	2	6	1	0	0	0	0	68	80	72.83	15	0	2	2	0	\$25,250.00
Sorenson, Jeff	CUT	2	4	0	0	0	0	0	73	83	76.50	26	0	0	0	0	\$5,000.00
Souchak, Mike	5T (1959)	13	48	11	0	1	2	2	67	79	72.60	105	0	5	9	1	\$13,613.88
Sowards, Bob	CUT	12	24	0	0	0	0	0	69	82	75.88	125	0	1	1	0	\$30,500.00
Spaun, J.J.	35T (2018)	5	16	3	0	0	0	0	67	75	71.50	20	0	4	4	2	\$154,701.57
Spears, Don	52T (1964)	1	4	1	0	0	0	0	71	76	73.00	12	0	0	0	0	\$318.75
Speer, James S.	CUT	1	2	0	0	0	0	0	87	88	87.50	33	0	0	0	0	\$0.00
Speight, Josh	CUT	3	6	0	0	0	0	0	71	82	76.17	35	0	0	0	0	\$11,000.00
Spence, Bob	CUT	2	4	0	0	0	0	0	74	78	76.50	24	0	0	0	0	\$0.00
Spence, Scott	CUT	2	4	0	0	0	0	0	74	80	78.00	28	0	0	0	0	\$3,750.00
Spencer, John	CUT	1	2	0	0	0	0	0	74	79	76.50	13	0	0	0	0	\$0.00
Spencer, Wysol	CUT	1	2	0	0	0	0	0	70	83	76.50	11	0	0	1	0	\$0.00
Spengler, Dave	CUT	1	2	0	0	0	0	0	80	81	80.50	21	0	0	0	0	\$2,000.00
Spieth, Jordan	2 (2015)	13	46	10	2	2	2	2	65	77	70.48	-6	1	21	23	3	\$2,368,659.14
Sporre, Bill	37T (1968)	2	6	1	0	0	0	0	70	81	75.17	27	0	0	0	1	\$686.25
Spray, Steve	79T (1971)	6	14	1	0	0	0	0	73	82	76.14	72	0	0	0	0	\$2,411.07
Springer, Mike	55T (1994)	3	8	1	0	0	0	0	66	77	72.25	14	0	2	3	0	\$5,558.34
Springer, Moe	61 (1961)	1	4	1	0	0	0	0	71	80	75.50	22	0	0	0	0	\$225.00
Stackhouse, W. A.	CUT	1	2	0	0	0	0	0	77	77	77.00	14	0	0	0	0	\$0.00
Stadler, Craig	6 (1978)	23	82	18	0	0	4	4	64	81	72.21	95	1	16	21	10	\$237,470.00
Stadler, Kevin	64T (2014)	3	8	1	0	0	0	0	70	74	72.50	12	0	0	1	2	\$23,950.00
Stafford, Roland	71 (1967)	5	14	2	0	0	0	0	74	83	76.57	76	0	0	0	0	\$600.00
Stafford, Tim	CUT	1	2	0	0	0	0	0	75	77	76.00	10	0	0	0	0	\$1,200.00
Stallings, Scott	55T (2013)	6	14	1	0	0	0	0	70	79	73.64	45	0	0	0	4	\$32,400.00
Stamps, Jim	55T (1967)	4	12	2	0	0	0	0	72	79	75.17	52	0	0	0	0	\$611.50
Standly, Mike	61T (1993)	2	6	1	0	0	0	0	68	78	73.50	17	0	1	1	1	\$4,100.00
Stankowski, Paul	41T (2000)	6	20	4	0	0	0	0	67	79	72.70	36	0	3	5	3	\$39,350.00
Stanley, Kyle	CUT	5	10	0	0	0	0	0	68	80	74.70	41	0	1	1	0	\$14,200.00
Stanton, Bob	22T (1970)	4	14	3	0	0	0	0	71	78	73.57	42	0	0	0	1	\$2,879.24
Starkjohann, Chris	CUT	3	6	0	0	0	0	0	71	79	75.67	28	0	0	0	1	\$5,700.00
Starr, Al	CUT	1	2	0	0	0	0	0	80	86	83.00	24	0	0	0	0	\$0.00
Startzel, Larry	CUT	2	4	0	0	0	0	0	75	81	78.00	28	0	0	0	0	\$600.00
Stasiewicz, William	CUT	1	2	0	0	0	0	0	82	82	82.00	24	0	0	0	0	\$0.00
Staszowski, Stan	CUT	3	6	0	0	0	0	0	74	86	79.00	52	0	0	0	0	\$0.00
Stauffer, Kent	CUT	3	6	0	0	0	0	0	74	87	78.50	43	0	0	0	0	\$4,500.00
Stear, Ken	CUT	1	2	0	0	0	0	0	75	78	76.50	13	0	0	0	0	\$0.00
Steele, Brendan	9T (2022)	10	32	6	0	0	1	1	66	77	71.16	15	0	11	13	2	\$771,848.28
Steelsmith, Jerry	48T (1970)	4	13	3	0	0	0	0	72	79	74.85	59	0	0	0	0	\$1,113.33
Stefani, Shawn	68 (2014)	2	6	1	0	0	0	0	68	75	72.83	9	0	1	1	0	\$21,400.00
Steffen, Doug	CUT	1	2	0	0	0	0	0	78	81	79.50	15	0	0	0	0	\$1,000.00
Steger, Eric	CUT	1	2	0	0	0	0	0	76	76	76.00	10	0	0	0	0	\$4,000.00
Steger, Scott	CUT	1	2	0	0	0	0	0	74	81	77.50	15	0	0	0	0	\$1,200.00
Stein, Al	CUT	1	2	0	0	0	0	0	82	86	84.00	28	0	0	0	0	\$0.00
Steinmetz, Rich	CUT	2	4	0	0	0	0	0	75	81	78.25	29	0	0	0	0	\$4,500.00
Stelten, Ron	CUT	3	6	0	0	0	0	0	77	86	80.00	52	0	0	0	0	\$5,250.00
Stenson, Henrik	3 (2013)	16	54	11	2	3	5	5	66	80	71.02	11	0	17	24	5	\$2,407,745.84
Sterne, Richard	28T (2017)	6	15	2	0	0	0	0	69	76	72.13	20	0	1	4	2	\$119,720.00
Stevens, Craig	CUT	3	6	0	0	0	0	0	73	82	76.50	35	0	0	0	0	\$6,500.00
Stevens, Samuel	60T (2025)	2	8	2	0	0	0	0	68	79	73.13	21	0	1	2	0	\$53,514.00
Stewart, Earl	26T (1967)	3	10	2	0	0	0	0	70	77	73.30	19	0	0	3	2	\$1,708.57
Stewart, Payne	1 (1989)	18	64	14	1	2	4	4	66	80	72.13	58	0	10	23	6	\$399,573.80
Stewart, Ray	26T (1990)	1	4	1	0	0	0	0	73	75	74.00	8	0	0	0	0	\$8,650.00
Stewart, Wheeler	CUT	3	6	0	0	0	0	0	76	80	77.33	34	0	0	0	0	\$3,000.00
Still, Ken	38T (1967)	6	20	4	0	0	0	0	71	78	74.70	72	0	0	1	1	\$2,034.94
Stockton, Dave	1 (1970, 1976)	24	82	17	2	2	2	2	66	81	72.99	175	0	10	14	10	\$117,946.59
Stokes, Waddy	CUT	1	2	0	0	0	0	0	71	78	74.50	9	0	0	0	0	\$350.00
Stolz, Andre	CUT	1	2	0	0	0	0	0	75	83	79.00	18	0	0	0	0	\$2,000.00
Stone, Bob	44T (1967)	4	16	4	0	0	0	0	71	79	74.06	49	0	0	0	1	\$1,714.50
Stone, Brandon	12T (2018)	5	12	1	0	0	0	0	66	83	74.50	48	0	3	3	1	\$200,047.14
Stone, John	CUT	1	2	0	0	0	0	0	75	75	75.00	10	0	0	0	0	\$1,300.00
Storm, Graeme	62T (2007)	1	4	1	0	0	0	0	65	78	73.25	13	1	1	1	0	\$13,650.00
Strafaci, Tom	CUT	2	5	0	0	0	0	0	75	80	76.80	34	0	0	0	0	\$0.00
Straka, Sepp	7T (2023)	5	16	3	0	0	1	1	65	79	71.69	23	1	2	2	3	\$606,700.00
Stranahan, Dick	35T (1959)	6	16	2	0	0	0	0	70	83	76.19	95	0	0	0	1	\$400.00
Stranahan, Frank	17T (1962)	7	24	5	0	0	0	0	69	79	74.13	95	0	2	2	1	\$1,916.66



PGA CHAMPIONSHIP PLAYER RECORDS

STROKE PLAY (1958 to present)

Player	Best Finish	Years	Rds	Cuts Made	Top 3	Top 5	Top 10	Top 25	Low	High	Avg.	To Par	65<	60s	<Par	Par	\$
Strange, Curtis	2T (1989)	23	69	12	1	2	3	3	66	85	73.06	141	0	11	17	6	\$221,742.86
Strange, Scott	CUT	1	2	0	0	0	0	0	73	78	75.50	11	0	0	0	0	\$2,500.00
Straub, Austin	65T (1979)	1	4	1	0	0	0	0	70	79	73.50	14	0	0	0	1	\$515.00
Streb, Robert	7T (2016)	4	16	4	0	0	2	2	63	77	70.56	-11	1	5	8	3	\$646,566.66
Strech, Ron	4 (1979)	7	26	6	0	1	1	1	68	82	73.00	66	0	5	6	2	\$29,291.00
Streelman, Kevin	8T (2021)	10	32	6	0	0	1	1	66	82	71.88	38	0	4	8	7	\$510,312.71
Street, Don	CUT	1	2	0	0	0	0	0	77	82	79.50	19	0	0	0	0	\$0.00
Stricker, Steve	2 (1998)	23	78	16	1	1	4	4	63	80	71.26	22	3	24	33	12	\$1,651,867.24
Stroud, Chris	9T (2017)	5	16	3	0	0	1	1	66	81	71.81	17	0	4	5	3	\$294,050.00
Stroup, Lenny	CUT	1	2	0	0	0	0	0	79	82	80.50	21	0	0	0	0	\$0.00
Struver, Sven	CUT	1	2	0	0	0	0	0	71	76	73.50	3	0	0	1	0	\$1,750.00
Strydom, Ockert	CUT	1	2	0	0	0	0	0	76	77	76.50	13	0	0	0	0	\$4,000.00
Stuard,																	



PGA CHAMPIONSHIP PLAYER RECORDS

STROKE PLAY (1958 to present)

Player	Best Finish	Years	Rds	Cuts Made	Top 3	Top 5	Top 10	Top 25	Low	High	Avg.	To Par	65<	60s	<Par	Par	\$
Thomas, Justin	1 (2017, 2022)	10	36	8	2	2	4	4	65	75	70.00	-22	1	18	20	3	\$5,672,580.50
Thomas, Paul	CUT	2	5	0	0	0	0	0	72	80	76.60	33	0	0	0	0	\$0.00
Thompson, Barney	CUT	1	2	0	0	0	0	0	74	78	76.00	12	0	0	0	0	\$550.00
Thompson, Davis	CUT	2	4	0	0	0	0	0	69	77	73.50	12	0	1	1	0	\$8,000.00
Thompson, Gene	CUT	2	4	0	0	0	0	0	74	81	77.50	30	0	0	0	0	\$0.00
Thompson, Jimmy	CUT	3	7	0	0	0	0	0	73	80	77.00	49	0	0	0	0	\$100.00
Thompson, Kim	CUT	4	8	0	0	0	0	0	76	87	79.13	57	0	0	0	0	\$5,750.00
Thompson, Leonard	10T (1975)	14	54	13	0	0	1	1	66	81	72.65	105	0	8	12	3	\$33,151.58
Thompson, Michael	22T (2013)	4	10	1	0	0	0	0	67	81	72.60	22	0	2	2	0	\$83,700.00
Thompson, Nick	24T (2008)	1	4	1	0	0	0	0	71	73	72.25	9	0	0	0	0	\$57,000.00
Thompson, Robert	CUT	3	6	0	0	0	0	0	73	79	76.17	29	0	0	0	0	\$5,500.00
Thompson, Rocky	62T (1979)	2	6	1	0	0	0	0	72	77	74.17	23	0	0	0	0	\$535.00
Thomsen, Clyde	CUT	1	2	0	0	0	0	0	80	82	81.00	20	0	0	0	0	\$0.00
Thomsen, Jeff	CUT	2	4	0	0	0	0	0	76	78	76.75	23	0	0	0	0	\$2,500.00
Thorbjornsen, Michael	41T (2025)	1	4	1	0	0	0	0	68	74	71.50	2	0	1	2	0	\$60,677.00
Thore, David	CUT	1	2	0	0	0	0	0	70	78	74.00	6	0	0	1	0	\$1,000.00
Thorpe, Jim	7T (1986)	8	26	5	0	0	1	1	67	83	72.88	51	0	3	3	2	\$35,694.99
Tiddy, George	CUT	1	2	0	0	0	0	0	79	80	79.50	17	0	0	0	0	\$0.00
Tinsley, Dave	CUT	1	2	0	0	0	0	0	72	80	76.00	12	0	0	0	0	\$0.00
Tiso, Cos	CUT	1	2	0	0	0	0	0	78	81	79.50	19	0	0	0	0	\$0.00
Tiziani, Dennis	51T (1976)	1	4	1	0	0	0	0	68	77	73.75	15	0	1	1	0	\$450.00
Todd, Brendon	17T (2020)	6	18	3	0	0	0	0	65	79	72.61	31	1	2	5	1	\$206,600.00
Tokimatsu, Ryuko	CUT	1	2	0	0	0	0	0	71	73	72.00	4	0	0	0	0	\$3,100.00
Tolles, Tommy	3T (1996)	4	12	2	1	1	1	1	66	80	71.75	9	0	4	6	1	\$178,350.00
Tomasino, Larry	CUT	1	2	0	0	0	0	0	76	77	76.50	13	0	0	0	0	\$0.00
Toms, David	1 (2001)	19	64	13	1	2	4	4	65	78	71.64	45	3	17	21	8	\$2,117,336.18
Torrance, Sam	23T (1995)	6	18	3	0	0	0	0	69	82	72.89	36	0	5	6	2	\$35,633.33
Torres, Gene	72T (1972)	2	6	1	0	0	0	0	70	80	76.83	39	0	0	0	1	\$636.33
Torza, Phil	35T (1958)	4	10	1	0	0	0	0	69	82	75.80	58	0	1	1	0	\$162.00
Toski, Bob	20T (1958)	4	12	2	0	0	0	0	70	82	74.83	50	0	0	1	2	\$996.00
Tosti, Alejandro	73T (2024)	1	4	1	0	0	0	0	68	79	71.00	0	0	3	3	0	\$22,560.00
Toulson, Chris	CUT	2	4	0	0	0	0	0	74	79	76.50	22	0	0	0	0	\$3,050.00
Towns, Ken	76T (1971)	5	12	1	0	0	0	0	74	83	76.92	73	0	0	0	0	\$258.00
Trahan, D.J.	31T (2008)	5	14	2	0	0	0	0	71	79	73.93	43	0	0	0	2	\$60,625.00
Trainer, Martin	CUT	1	2	0	0	0	0	0	70	75	72.50	5	0	0	0	1	\$3,100.00
Traub, John	CUT	2	4	0	0	0	0	0	77	92	82.25	45	0	0	0	0	\$1,550.00
Trepsas, Henry	CUT	1	2	0	0	0	0	0	74	80	77.00	12	0	0	0	0	\$0.00
Trevino, Lee	1 (1974, 1984)	20	72	16	3	3	5	5	65	80	71.76	69	1	17	24	7	\$306,500.32
Tringale, Cameron	41T (2022)	8	24	4	0	0	0	0	68	82	72.83	48	0	7	8	2	\$89,539.00
Triplett, Kirk	10T (2001)	14	41	7	0	0	1	1	66	82	72.71	65	0	7	12	7	\$280,455.00
Trivisonno, Gary	CUT	3	6	0	0	0	0	0	71	77	75.00	22	0	0	0	1	\$3,400.00
Trueblood, Odell	CUT	2	3	0	0	0	0	0	76	78	76.67	16	0	0	0	0	\$0.00
Tryba, Ted	31T (1999)	6	16	2	0	0	0	0	70	79	73.38	36	0	0	3	4	\$31,875.00
Tucker, Chris	CUT	5	10	0	0	0	0	0	71	82	76.30	51	0	0	1	0	\$6,850.00
Tucker, Jerry	CUT	2	4	0	0	0	0	0	75	78	76.50	20	0	0	0	0	\$2,200.00
Tucker, Woodrow	CUT	1	2	0	0	0	0	0	80	87	83.50	27	0	0	0	0	\$0.00
Turner, Dick	69T (1963)	2	6	1	0	0	0	0	72	78	75.67	30	0	0	0	0	\$200.00
Turner, Greg	16T (1999)	3	8	1	0	0	0	0	69	80	74.13	21	0	1	2	0	\$52,100.00
Turnesa, Jim	32T (1960)	11	30	4	0	0	0	0	72	81	75.47	156	0	0	0	0	\$908.52
Turnesa, Marc	CUT	1	2	0	0	0	0	0	73	76	74.50	5	0	0	0	0	\$2,500.00
Tuveson, Russ	CUT	2	4	0	0	0	0	0	77	84	81.50	44	0	0	0	0	\$0.00
Tway, Bob	1 (1986)	24	76	14	1	1	1	1	64	80	72.95	136	1	8	20	7	\$344,891.96
Tway, Kevin	77 (2019)	1	4	1	0	0	0	0	70	76	73.25	13	0	0	0	1	\$18,900.00
Twiggs, Greg	22T (1993)	2	8	2	0	0	0	0	69	75	71.75	2	0	1	4	0	\$16,790.00
Twitty, Howard	5T (1980)	13	42	8	0	1	2	2	67	79	72.95	90	0	5	10	3	\$57,940.72
Tyree, Eddie	CUT	2	4	0	0	0	0	0	76	84	79.75	37	0	0	0	0	\$0.00
U																	
Uihlein, Peter	CUT	3	6	0	0	0	0	0	69	77	72.83	15	0	1	1	1	\$8,600.00
Utozas, Tom	57T (1976)	2	6	1	0	0	0	0	73	80	75.17	31	0	0	0	0	\$1,000.00
Ulrich, Wally	CUT	1	1	0	0	0	0	0	82	82	82.00	12	0	0	0	0	\$0.00
Umbinetti, Harry	CUT	1	2	0	0	0	0	0	74	81	77.50	15	0	0	0	0	\$0.00
Upper, Brett	36T (1986)	4	12	2	0	0	0	0	71	79	74.42	37	0	0	0	1	\$7,914.00
Uresti, Omar	73T (2017)	5	12	1	0	0	0	0	70	83	76.58	67	0	0	1	0	\$31,550.00
Urzetta, Babe	CUT	6	13	0	0	0	0	0	75	86	78.38	109	0	0	0	0	\$0.00
Usina, Clyde Jr.	CUT	2	5	0	0	0	0	0	75	81	78.00	40	0	0	0	0	\$0.00
Utley, Stan	49T (1990)	2	6	1	0	0	0	0	71	80	75.67	22	0	0	1	1	\$3,865.62
V																	
Valentine, Tommy	11T (1981)	3	12	3	0	0	0	0	66	82	72.83	34	0	2	2	2	\$8,765.00
Valimaki, Sami	CUT	3	6	0	0	0	0	0	70	78	74.50	19	0	0	1	0	\$11,200.00
Van De Velde, Jean	26T (1999)	2	8	2	0	0	0	0	69	75	71.63	-3	0	1	5	0	\$52,875.00
Van Pelt, Bo	17T (2005)	8	23	4	0	0	0	0	67	80	72.52	30	0	3	6	4	\$273,116.67
van Rooyen, Erik	8T (2019)	6	18	3	0	0	1	1	66	81	71.89	24	0	4	5	5	\$332,182.00
van Tonder, Daniel	44T (2021)	3	8	1	0	0	0	0	70	75	73.50	18	0	0	1	0	\$39,300.00
Van Velzen, Ryan	CUT	1	2	0	0	0	0	0	71	75	73.00	4	0	0	0	1	\$4,000.00
Van Zyl, Jaco	CUT	1	2	0	0	0	0	0	74	76	75.00	10	0	0	0	0	\$2,500.00



PGA CHAMPIONSHIP PLAYER RECORDS

STROKE PLAY (1958 to present)

Player	Best Finish	Years	Rds	Cuts Made	Top 3	Top 5	Top 10	Top 25	Low	High	Avg.	To Par	65<	60s	<Par	Par	\$
Varner III, Harold	29T (2020, 2023)	6	22	5	0	0	0	0	66	81	71.41	23	0	4	5	3	\$267,932.00
Veenstra, Brent	CUT	1	2	0	0	0	0	0	77	82	79.50	15	0	0	0	0	\$1,000.00
Vegas, Jhonattan	5T (2025)	7	22	4	0	1	1	1	64	79	71.64	30	1	4	5	6	\$819,253.02
Venezio, Daniel	CUT	1	2	0	0	0	0	0	76	89	82.50	21	0	0	0	0	\$3,000.00
Venturi, Ken	5T (1959, 1964)	9	36	9	0	2	3	3	65	77	72.17	70	1	5	6	3	\$14,879.33
Ver Brugge, Maurice	60T (1975)	4	10	1	0	0	0	0	68	84	75.80	56	0	1	1	0	\$678.57
Veriato, Steven	76T (1992)	5	12	1	0	0	0	0	70	82	76.67	64	0	0	1	0	\$6,325.00
Vermeer, Ryan	80T (2019)	5	12	1	0	0	0	0	70	82	75.25	61	0	0	0	1	\$31,750.00
Verplank, Scott	4T (2011)	18	52	8	0	1	3	3	66	78	72.54	80	0	8	9	7	\$745,911.91
Vershure, Rick	CUT	2	4	0	0	0	0	0	75	81	77.50	26	0	0	0	0	\$2,000.00
Verwey, Bob	71T (1966)	1	4	1	0	0	0	0	74	78	75.75	23	0	0	0	0	\$300.00
Vilips, Karl	CUT	1	2	0	0	0	0	0	75								



PGA CHAMPIONSHIP PLAYER RECORDS

STROKE PLAY (1958 to present)

Player	Best Finish	Years	Rds	Cuts Made	Top 3	Top 5	Top 10	Top 25	Low	High	Avg.	To Par	65<	60s	<Par	Par	\$
Weitzel, Jay	CUT	1	2	0	0	0	0	0	80	81	80.50	21	0	0	0	0	\$0.00
Wells, Jeremy	77 (2024)	2	6	1	0	0	0	0	69	78	73.67	18	0	1	1	1	\$26,140.00
Wells, Ron	CUT	2	4	0	0	0	0	0	79	84	80.75	39	0	0	0	0	\$2,000.00
Wentworth, Kevin	21T (1999)	1	4	1	0	0	0	0	70	74	72.00	0	0	0	1	2	\$33,200.00
Werenski, Richy	38T (2021)	3	8	1	0	0	0	0	71	75	72.50	12	0	0	1	1	\$48,200.00
Werner, Rick	CUT	2	3	0	0	0	0	0	74	87	79.67	26	0	0	0	0	\$2,000.00
West, Mike	CUT	1	2	0	0	0	0	0	75	76	75.50	9	0	0	0	0	\$1,200.00
Westwood, Lee	3T (2009)	23	76	15	1	1	2	2	65	83	72.07	89	1	19	25	10	\$1,243,635.30
Wetterich, Brett	32T (2007)	2	6	1	0	0	0	0	70	77	73.17	15	0	0	0	1	\$37,250.00
Whalen, Dan	CUT	1	2	0	0	0	0	0	75	83	79.00	16	0	0	0	0	\$0.00
Whaley, Ed	CUT	2	4	0	0	0	0	0	75	80	77.25	27	0	0	0	0	\$0.00
Whalley, Ed	CUT	1	2	0	0	0	0	0	78	85	81.50	19	0	0	0	0	\$0.00
Wharton, Frank	CUT	1	2	0	0	0	0	0	77	79	78.00	16	0	0	0	0	\$0.00
Wheeler, Larry L.	CUT	1	2	0	0	0	0	0	79	88	83.50	25	0	0	0	0	\$303.00
Whetzle, Dick	CUT	2	4	0	0	0	0	0	73	79	76.00	22	0	0	0	0	\$0.00
Whibley, Frank	CUT	1	2	0	0	0	0	0	77	86	81.50	23	0	0	0	0	\$0.00
White, Alan	CUT	5	10	0	0	0	0	0	75	86	78.80	82	0	0	0	0	\$600.00
White, Buck	CUT	1	3	0	0	0	0	0	70	86	76.67	20	0	0	0	1	\$100.00
White, Darwin	CUT	1	2	0	0	0	0	0	76	88	82.00	22	0	0	0	0	\$0.00
White, Don	CUT	1	2	0	0	0	0	0	79	90	84.50	27	0	0	0	0	\$0.00
White, James B.	CUT	1	2	0	0	0	0	0	70	78	74.00	8	0	0	0	1	\$350.00
White, Jim	CUT	6	12	0	0	0	0	0	68	87	76.67	70	0	1	1	0	\$6,500.00
Whitman, Ed	CUT	4	8	0	0	0	0	0	74	84	78.00	52	0	0	0	0	\$4,200.00
Whitt, Don	15T (1961)	7	25	5	0	0	0	0	68	82	73.68	90	0	1	1	2	\$2,645.00
Whitten, Buddy	27T (1983)	5	12	1	0	0	0	0	66	81	74.75	51	0	1	2	0	\$5,203.00
Whittington, Oran	CUT	1	2	0	0	0	0	0	80	82	81.00	20	0	0	0	0	\$0.00
Wi, Charlie	9T (2008)	5	14	2	0	0	1	1	70	79	74.07	41	0	0	0	3	\$199,750.00
Widing, Tim	CUT	1	2	0	0	0	0	0	70	73	71.50	1	0	0	1	0	\$4,000.00
Wiebe, Mark	12T (1989)	11	37	8	0	0	0	0	67	80	73.24	66	0	4	7	4	\$55,817.36
Wiechers, Jim	29T (1972)	4	14	3	0	0	0	0	69	80	73.36	43	0	1	2	2	\$3,432.50
Wiemers, Chris	CUT	2	4	0	0	0	0	0	73	77	75.00	16	0	0	0	0	\$4,500.00
Wiesberger, Bernd	15T (2014)	9	24	3	0	0	0	0	65	79	72.00	30	1	6	6	5	\$260,432.88
Wilcox, Terry	7T (1969)	4	12	2	0	0	1	1	66	79	72.92	31	0	1	1	1	\$6,168.34
Wilkin, Robert	CUT	4	8	0	0	0	0	0	75	86	78.88	63	0	0	0	0	\$6,300.00
Wilkins, Gary	CUT	1	2	0	0	0	0	0	79	79	79.00	14	0	0	0	0	\$1,000.00
Willett, Danny	30T (2014)	11	34	6	0	0	0	0	66	79	72.38	55	0	4	7	4	\$201,335.71
Williams, Don	CUT	1	2	0	0	0	0	0	79	87	83.00	26	0	0	0	0	\$0.00
Williams, Harold	CUT	1	2	0	0	0	0	0	77	79	78.00	16	0	0	0	0	\$0.00
Williams, Henry	44T (1959)	2	8	2	0	0	0	0	72	77	74.25	34	0	0	0	0	\$300.00
Williams, James	CUT	1	2	0	0	0	0	0	74	77	75.50	11	0	0	0	0	\$0.00
Williams, Scott	66T (1991)	3	8	1	0	0	0	0	70	81	75.75	38	0	0	1	0	\$5,012.50
Williams, Tommy	CUT	1	2	0	0	0	0	0	79	81	80.00	18	0	0	0	0	\$0.00
Williamson, Bud	58T (1959)	7	16	1	0	0	0	0	72	80	76.81	107	0	0	0	0	\$200.00
Williamson, Eric	CUT	1	2	0	0	0	0	0	73	74	73.50	5	0	0	0	0	\$2,500.00
Willis, Garrett	CUT	1	2	0	0	0	0	0	70	72	71.00	2	0	0	0	1	\$2,000.00
Willoweit, Oscar	CUT	1	3	0	0	0	0	0	75	79	77.33	22	0	0	0	0	\$0.00
Wilson, Dean	29T (2006)	5	14	2	0	0	0	0	67	78	73.71	40	0	1	2	0	\$65,670.00
Wilson, John	CUT	1	2	0	0	0	0	0	74	75	74.50	5	0	0	0	0	\$1,300.00
Wilson, Mark	26T (2011)	4	10	1	0	0	0	0	69	77	72.90	21	0	2	2	1	\$58,562.50
Wilson, Oliver	19T (2009)	3	8	1	0	0	0	0	72	78	74.50	24	0	0	0	3	\$86,760.00
Wingner, Bo	4 (1965)	7	28	7	0	1	2	2	66	77	72.57	64	0	4	4	3	\$13,488.57
Wintz, Gary	CUT	1	2	0	0	0	0	0	76	76	76.00	12	0	0	0	0	\$550.00
Wipperman, Charles	CUT	3	6	0	0	0	0	0	75	80	77.83	47	0	0	0	0	\$0.00
Wise, Aaron	17T (2021)	5	16	3	0	0	0	0	68	79	72.19	27	0	4	4	3	\$340,903.71
Wise, Larry	20T (1972)	4	12	2	0	0	0	0	67	79	74.33	52	0	1	1	0	\$2,920.00
Wise, Paul	CUT	3	6	0	0	0	0	0	72	84	76.17	29	0	0	0	0	\$3,000.00
Wiseman, Timothy	CUT	1	2	0	0	0	0	0	77	78	77.50	13	0	0	0	0	\$4,000.00
Wisn, Jerry	CUT	1	2	0	0	0	0	0	74	77	75.50	11	0	0	0	0	\$1,200.00
Witt, Frank	CUT	1	2	0	0	0	0	0	77	85	81.00	22	0	0	0	0	\$0.00
Wolcott, Bob	63T (1991)	1	4	1	0	0	0	0	71	79	73.75	7	0	0	1	1	\$2,400.00
Wolf, Erik	CUT	1	2	0	0	0	0	0	77	83	80.00	20	0	0	0	0	\$2,500.00
Wolfe, Bob	CUT	1	2	0	0	0	0	0	73	81	77.00	14	0	0	0	0	\$0.00
Wolff, Gregg	CUT	1	2	0	0	0	0	0	81	81	81.00	18	0	0	0	0	\$1,000.00
Wolff, Matthew	4T (2020)	2	6	1	0	1	1	1	65	77	70.50	3	1	4	4	0	\$408,350.00
Wood, Chris	33T (2017)	8	22	3	0	0	0	0	66	79	73.05	43	0	3	5	1	\$99,775.00
Wood, Dan	CUT	1	2	0	0	0	0	0	74	76	75.00	8	0	0	0	0	\$1,200.00
Wood, JJ	CUT	1	2	0	0	0	0	0	78	78	78.00	14	0	0	0	0	\$3,000.00
Wood, Larry	22T (1971)	1	4	1	0	0	0	0	71	74	72.75	3	0	0	1	1	\$1,702.00
Wood, Thorne	53T (1958)	2	7	1	0	0	0	0	70	80	75.43	38	0	0	0	1	\$100.00
Wood, Willard	CUT	1	2	0	0	0	0	0	75	79	77.00	14	0	0	0	0	\$0.00
Wood, Willie	23T (1985)	3	10	2	0	0	0	0	69	78	73.20	18	0	1	3	1	\$10,172.50
Woodard, Tom	CUT	1	2	0	0	0	0	0	76	84	80.00	16	0	0	0	0	\$1,000.00
Woodland, Gary	6T (2018)	14	48	10	0	0	2	2	64	80	71.25	32	1	12	14	12	\$1,026,871.87
Woods, Tiger	1 (1999, 2000, 2006, 2007)	23	81	18	7	8	9	9	63	79	70.54	-28	3	30	38	11	\$7,354,862.49



PGA CHAMPIONSHIP PLAYER RECORDS

STROKE PLAY (1958 to present)

Player	Best Finish	Years	Rds	Cuts Made	Top 3	Top 5	Top 10	Top 25	Low	High	Avg.	To Par	65<	60s	<Par	Par	\$
Woodward, Jim	61T (1987)	3	8	1	0	0	0	0	69	82	75.88	35	0	1	1	1	\$5,740.00
Woosnam, Ian	6 (1989)	18	54	9	0	0	2	2	66	86	72.74	82	0	8	15	7	\$160,118.75
Wormstead, Rollie	CUT	1	2	0	0	0	0	0	82	86	84.00	28	0	0	0	0	\$0.00
Worsham, Lew	37T (1961)	3	8	1	0	0	0	0	71	78	74.50	34	0	0	0	0	\$250.00
Worthington II, Wyatt	CUT	4	6	0	0	0	0	0	72	82	76.33	36	0	0	0	0	\$15,000.00
Wrenn, Robert	40T (1987)	3	10	2	0	0	0	0	68	77	73.50	19	0	1	1	1	\$6,492.50
Wright, Bill	CUT	1	2	0	0	0	0	0	76	80	78.00	16	0	0	0	0	\$0.00
Wright, Jim	4 (1969)	13	40	7	0	1	1	1	68	85	74.83	167	0	3	3	2	\$13,453.57
Wright, Ken	CUT	2	3	0	0	0	0	0	79	83	80.67	32	0	0	0	0	\$0.00
Wu, Brandon	CUT	1	2	0	0	0	0	0	74	75	74.50	9	0	0	0	0	\$4,000.00
Wynn, Bob	28T (1975)	4	9	1	0	0	0	0	69	81	75.78	44	0	2	2	0	\$1,781.00
Wynn, Mike	CUT	2	4	0	0	0	0	0	73	76	74.50	16	0	0	0	0	\$1,650.00
Wysong, Dudley	2 (1966)	4	14	3	1	1	1	1	66	77	73.00	30	0	1	2	1	\$16,039.26
Y																	
Yancey, Bert	22T (1970, 1971)	9	32	8	0	0	0	0	68	77	73.06	80	0	3	5	1	\$9



PGA CHAMPIONSHIP PLAYER RECORDS

MOST CAREER WINS (STROKE PLAY & MATCH PLAY)

WINS	PLAYER	YEARS
5	Walter Hagen	1921, 1924, 1925, 1926, 1927
5	Jack Nicklaus	1963, 1971, 1973, 1975, 1980
4	Tiger Woods	1999, 2000, 2006, 2007
3	Gene Sarazen	1922, 1923, 1933
3	Sam Snead	1942, 1949, 1951
3	Brooks Koepka	2018, 2019, 2023
2	Jim Barnes	1916, 1919
2	Leo Diegel	1928, 1929
2	Denny Shute	1936, 1937
2	Paul Runyan	1934, 1938
2	Byron Nelson	1940, 1945
2	Ben Hogan	1946, 1948
2	Gary Player	1962, 1972
2	Dave Stockton	1970, 1976
2	Raymond Floyd	1969, 1982
2	Lee Trevino	1974, 1984
2	Larry Nelson	1981, 1987
2	Nick Price	1992, 1994
2	Vijay Singh	1998, 2004
2	Rory McIlroy	2012, 2014
2	Phil Mickelson	2005, 2021
2	Justin Thomas	2017, 2022

MOST CAREER WINS (STROKE PLAY ONLY)

WINS	PLAYER	YEARS
5	Jack Nicklaus	1963, 1971, 1973, 1975, 1980
4	Tiger Woods	1999, 2000, 2006, 2007
3	Brooks Koepka	2018, 2019, 2023
2	Gary Player	1962, 1972
2	Dave Stockton	1970, 1976
2	Raymond Floyd	1969, 1982
2	Lee Trevino	1974, 1984
2	Larry Nelson	1981, 1987
2	Nick Price	1992, 1994
2	Vijay Singh	1998, 2004
2	Rory McIlroy	2012, 2014
2	Phil Mickelson	2005, 2021
2	Justin Thomas	2017, 2022

MOST CONSECUTIVE WINS

WINS	PLAYER	YEARS
4	Walter Hagen	1924, 1925, 1926, 1927
2	Jim Barnes	1916, 1919
2	Gene Sarazen	1922, 1923
2	Leo Diegel	1928, 1929
2	Denny Shute	1936, 1937
2	Tiger Woods	1999, 2000
2	Tiger Woods	2006, 2007
2	Brooks Koepka	2018, 2019

MOST RUNNER-UP FINISHES

RUNNER-UP	PLAYER	YEARS
4	Jack Nicklaus	1964, 1965, 1974 and 1983
3	Byron Nelson	1939, 1941 and 1944
3	Billy Casper	1958, 1965 and 1971
3	Arnold Palmer	1964, 1968 and 1970
3	Lanny Wadkins	1982, 1984 and 1987
3	Tiger Woods	2002, 2009 and 2018

MOST RUNNER-UP FINISHES, SOLO SECOND PLACE

RUNNER-UP	PLAYER	YEARS
3	Byron Nelson	1939, 1941 and 1944
3	Tiger Woods	2002, 2009 and 2018

MOST TOP 3 FINISHES (STROKE PLAY ONLY)

TOP 3	PLAYER
12	Jack Nicklaus
7	Tiger Woods
5	Lanny Wadkins
5	Gary Player
5	Phil Mickelson
4	Rory McIlroy
4	Billy Casper
4	Steve Elkington
4	Brooks Koepka

MOST TOP 5 FINISHES (STROKE PLAY ONLY)

TOP 5	PLAYER
14	Jack Nicklaus
8	Tiger Woods
6	Gary Player
6	Billy Casper
6	Brooks Koepka

MOST TOP 10 FINISHES (STROKE PLAY ONLY)

TOP 10	PLAYER
15	Jack Nicklaus
10	Tom Watson
10	Phil Mickelson
9	Tiger Woods
8	Raymond Floyd
8	Sam Snead
8	Gary Player
8	Billy Casper
8	Rory McIlroy

MOST TOP 25 FINISHES (STROKE PLAY ONLY)

TOP 25	PLAYER
23	Jack Nicklaus
18	Tom Watson
17	Raymond Floyd
15	Phil Mickelson
14	Adam Scott
13	Arnold Palmer
13	Billy Casper
13	Justin Rose

PGA CHAMPIONSHIP PLAYER RECORDS



LOWEST 72-HOLE SCORE

SCORE	TO-PAR	PLAYER	R1	R2	R3	R4	YEAR	COURSE
263	-21	Xander Schauffele	62	68	68	65	2024	Valhalla GC
264	-16	Brooks Koepka	69	63	66	66	2018	Bellerive CC
264	-20	Bryson DeChambeau	68	65	67	64	2024	Valhalla GC
265	-15	David Toms	66	65	65	69	2001	Atlanta AC
266	-14	Phil Mickelson	66	66	66	68	2001	Atlanta AC
266	-14	Jimmy Walker	65	66	68	67	2016	Baltusrol GC
266	-14	Tiger Woods	70	66	66	64	2018	Bellerive CC
266	-18	Viktor Hovland	68	66	66	66	2024	Valhalla GC

LOWEST 72-HOLE SCORE (TO PAR)

TO-PAR	PLAYER	R1	R2	R3	R4	YEAR	COURSE
-21	Xander Schauffele	62	68	68	65	2024	Valhalla GC
-20	Jason Day	68	67	66	67	2015	Whistling Straits GC
-20	Bryson DeChambeau	68	65	67	64	2024	Valhalla GC
-18	Tiger Woods	66	67	70	67	2000	Valhalla GC
-18	Bob May	72	66	66	66	2000	Valhalla GC
-18	Tiger Woods	69	68	65	68	2006	Medinah CC
-18	Viktor Hovland	68	66	66	66	2024	Valhalla GC

LOWEST 18-HOLE SCORE

SCORE	TO-PAR	PLAYER	OUT-IN	ROUND	YEAR	COURSE
62	-9	Shane Lowry	(29-33)	Third	2024	Valhalla GC
62	-9	Xander Schauffele	(31-31)	First	2024	Valhalla GC
63	-7	Bruce Crampton	(31-32)	Second	1975	Firestone CC
63	-7	Raymond Floyd	(33-30)	First	1982	Southern Hills CC
63	-9	Gary Player	(30-33)	Second	1984	Shoal Creek CC
63	-8	Vijay Singh	(32-31)	Second	1993	Inverness Club
63	-8	Brad Faxon	(28-35)	Final	1995	Riviera CC
63	-8	Michael Bradley	(30-33)	First	1995	Riviera CC
63	-9	José María Olazábal	(32-31)	Third	2000	Valhalla GC
63	-7	Mark O'Meara	(32-31)	Second	2001	Atlanta AC
63	-7	Thomas Bjørn	(32-31)	Third	2005	Baltusrol GC
63	-7	Tiger Woods	(32-31)	Second	2007	Southern Hills CC
63	-7	Steve Stricker	(30-33)	First	2011	Atlanta AC
63	-7	Jason Dufner	(31-32)	Second	2013	Oak Hill CC
63	-9	Hiroshi Iwata	(34-29)	Second	2015	Whistling Straits GC
63	-7	Robert Streb	(33-30)	Second	2016	Baltusrol GC
63	-7	Brooks Koepka	(32-31)	Second	2018	Bellerive CC
63	-7	Charl Schwartzel	(32-31)	Second	2018	Bellerive CC
63	-7	Brooks Koepka	(32-31)	First	2019	Bethpage State Park
63	-7	Bubba Watson	(32-31)	Second	2022	Southern Hills CC

LOWEST 9-HOLE SCORE (records only available since 1982)

SCORE	ROUND/SIDE	PLAYER	YEAR	COURSE
28	Round 4, First 9	Brad Faxon	1995	Riviera CC
29	Round 1, Second 9	Fred Couples	1982	Southern Hills
29	Round 2, First 9	Gibby Gilbert	1983	Riviera CC
29	Round 1, First 9	John Adams	1995	Riviera CC
29	Round 2, Second 9	Justin Rose	2013	Oak Hill CC
29	Round 2, Second 9	Hiroshi Iwata	2015	Whistling Straits GC
29	Round 2, First 9	Kevin Kisner	2018	Bellerive CC
29	Round 3, First 9	Shane Lowry	2024	Valhalla GC



PGA CHAMPIONSHIP PLAYER RECORDS

LOWEST SCORE, FIRST 36-HOLES

SCORE	TO-PAR	PLAYER	R1	R2	YEAR	COURSE
128	-12	Brooks Koepka	63	65	2019	Bethpage State Park
130	-10	Gary Woodland	64	66	2018	Bellerive CC
130	-12	Xander Schauffele	62	68	2024	Valhalla GC
131	-11	Hal Sutton	65	66	1983	Riviera CC
131	-11	Vijay Singh	68	63	1993	Inverness Club
131	-11	Ernie Els	66	65	1995	Riviera CC
131	-11	Mark O'Meara	64	67	1995	Riviera CC
131	-9	Shingo Katayama	67	64	2001	Atlanta AC
131	-9	David Toms	66	65	2001	Atlanta AC
131	-9	Jason Dufner	68	63	2013	Oak Hill CC
131	-9	Jimmy Walker	65	66	2016	Baltusrol GC
131	-9	Robert Streb	68	63	2016	Baltusrol GC
131	-9	Kevin Kisner	67	64	2018	Bellerive CC
131	-9	Will Zalatoris	66	65	2022	Southern Hills CC
131	-11	Collin Morikawa	66	65	2024	Valhalla GC

LOWEST SCORE, FIRST 54-HOLES

SCORE	TO-PAR	PLAYER	R1	R2	R3	YEAR	COURSE
196	-14	David Toms	66	65	65	2001	Atlanta AC
197	-16	Ernie Els	66	65	66	1995	Riviera CC
198	-12	Phil Mickelson	66	66	66	2001	Atlanta AC
198	-12	Brooks Koepka	69	63	66	2018	Bellerive CC
198	-12	Brooks Koepka	63	65	70	2019	Bethpage State Park
198	-15	Xander Schauffele	62	68	68	2024	Valhalla GC
198	-15	Collin Morikawa	66	65	67	2024	Valhalla GC
199	-11	Jimmy Walker	65	66	68	2016	Baltusrol GC
199	-14	Sahith Theegala	65	67	67	2024	Valhalla GC

LOWEST SCORE, FINAL 36-HOLES

SCORE	TO-PAR	PLAYER	R3	R4	YEAR	COURSE
129	-11	Collin Morikawa	65	64	2020	TPC Harding Park
130	-10	Tiger Woods	66	64	2018	Bellerive CC
131	-9	Mark Calcavecchia	66	65	2001	Atlanta AC
131	-11	Bryson DeChambeau	67	64	2024	Valhalla GC

LOWEST SCORE, FINAL 54-HOLES

SCORE	TO-PAR	PLAYER	R2	R3	R4	YEAR	COURSE
195	-15	Brooks Koepka	63	66	66	2018	Bellerive CC
196	-14	Tiger Woods	66	66	64	2018	Bellerive CC
196	-17	Bryson DeChambeau	65	67	64	2024	Valhalla GC
197	-13	Adam Scott	65	65	67	2018	Bellerive CC
198	-18	Bob May	66	66	66	2000	Valhalla GC
198	-12	Collin Morikawa	69	65	64	2020	TPC Harding Park
198	-15	Viktor Hovland	66	66	66	2024	Valhalla GC

PGA CHAMPIONSHIP PLAYER RECORDS



LOWEST FIRST-ROUND SCORE

SCORE	PLAYER	YEAR	COURSE	
62	-9	Xander Schauffele	2024	Valhalla GC
63	-7	Raymond Floyd	1982	Southern Hills CC
63	-8	Michael Bradley	1995	Riviera CC
63	-7	Steve Stricker	2011	Atlanta AC
63	-7	Brooks Koepka	2019	Bethpage State Park

LARGEST 18-HOLE LEAD

LEAD	PLAYER	YEAR	COURSE
3	Dick Hart	1963	Dallas AC
3	Bobby Nichols	1964	Columbus CC
3	Raymond Floyd	1982	Southern Hills CC
3	Xander Schauffele	2024	Valhalla GC

LOWEST FIRST-ROUND SCORE BY WINNER

SCORE	PLAYER	YEAR	COURSE	
62	-9	Xander Schauffele	2024	Valhalla GC
63	-7	Raymond Floyd	1982	Southern Hills CC
63	-7	Brooks Koepka	2019	Bethpage State Park
64	-6	Bobby Nichols	1964	Columbus CC

HIGHEST FIRST-ROUND SCORE BY WINNER

SCORE	PLAYER	YEAR	COURSE	
75	+4	John Mahaffey	1978	Oakmont CC
74	+2	Payne Stewart	1989	Kemper Lakes

MOST ROUNDS UNDER PAR, 1ST ROUND

ROUNDS	YEAR	COURSE
64	2024	Valhalla GC
60	2006	Medinah CC
57	1993	Inverness Club
57	1995	Riviera CC

FEWEST ROUNDS UNDER PAR, 1ST ROUND

ROUNDS	YEAR	COURSE
4	1960	Firestone CC
4	1970	Southern Hills CC

LOWEST SECOND-ROUND SCORE

SCORE	PLAYER	YEAR	COURSE	
63	-7	Bruce Crampton	1975	Firestone CC
63	-9	Gary Player	1984	Shoal Creek CC
63	-8	Vijay Singh	1993	Inverness Club
63	-7	Mark O'Meara	2001	Atlanta Athletic Club
63	-7	Tiger Woods	2007	Southern Hills CC
63	-7	Jason Dufner	2013	Oak Hill CC
63	-9	Hiroshi Iwata	2015	Whistling Straits
63	-7	Robert Streb	2016	Baltusrol GC
63	-7	Brooks Koepka	2018	Bellerive CC
63	-7	Charl Schwartzel	2018	Bellerive CC
63	-7	Bubba Watson	2022	Southern Hills CC

LARGEST 36-HOLE LEAD

LEAD	PLAYER	YEAR	COURSE	
7	128	Brooks Koepka	2019	Bethpage State Park Black Course
5	132	Nick Price	1994	Southern Hills CC

LOWEST SECOND-ROUND SCORE BY WINNER

SCORE	PLAYER	YEAR	COURSE	
63	-7	Tiger Woods	2007	Southern Hills CC
63	-7	Jason Dufner	2013	Oak Hill CC
63	-7	Brooks Koepka	2018	Bellerive CC
64	-6	Keegan Bradley	2011	Atlanta Athletic Club

HIGHEST SECOND-ROUND SCORE BY WINNER

SCORE	PLAYER	YEAR	COURSE	
75	+3	Rory McIlroy	2012	Kiawah Island Resort
74	+4	Padraig Harrington	2008	Oakland Hills CC
73	+2	Jack Nicklaus	1963	Dallas AC

MOST ROUNDS UNDER PAR, 2ND ROUND

ROUNDS	YEAR	COURSE
80	2018	Bellerive CC
72	2024	Valhalla GC
62	2010	Whistling Straits GC
62	2015	Whistling Straits GC

FEWEST ROUNDS UNDER PAR, 2ND ROUND

ROUNDS	YEAR	COURSE
0	1966	Firestone CC
2	1960	Firestone CC
3	1980	Oak Hill CC



PGA CHAMPIONSHIP PLAYER RECORDS

LOWEST THIRD-ROUND SCORE

SCORE	PLAYER	YEAR	COURSE	
62	-9	Shane Lowry	2024	Valhalla GC
63	-9	José María Olazábal	2000	Valhalla GC
63	-7	Thomas Bjørn	2005	Baltusrol GC
64	-7	Miller Barber	1969	National Cash Register CC
64	-8	Hal Sutton	1984	Shoal Creek CC
64	-7	Bob Tway	1986	Inverness Club
64	-7	Jay Haas	1995	Riviera CC
64	-8	WC Liang	2010	Whistling Straits GC
64	-8	Branden Grace	2015	Whistling Straits GC
64	-7	Justin Rose	2024	Valhalla GC

LARGEST 54-HOLE LEAD

LEAD	PLAYER	YEAR	COURSE	
7	198	Brooks Koepka	2019	Bethpage State Park Black Course
5	202	Raymond Floyd	1969	National Cash Register CC
5	203	Tom Watson	1978	Oakmont CC
5	200	Raymond Floyd	1982	Southern Hills CC

LOWEST THIRD-ROUND SCORE BY WINNER

SCORE	PLAYER	YEAR	COURSE	
64	-7	Bob Tway	1986	Inverness Club
65	-5	David Toms	2001	Atlanta Athletic Club
65	-7	Tiger Woods	2006	Medinah Country Club
65	-5	Collin Morikawa	2020	TPC Harding Park
65	-5	Scottie Scheffler	2025	Quail Hollow Club

HIGHEST THIRD-ROUND SCORE BY WINNER

SCORE	PLAYER	YEAR	COURSE	
74	4	Justin Thomas	2022	Southern Hills CC
73	1	Larry Nelson	1987	PGA National
72	2	Jay Hebert	1960	Firestone CC
72	0	Lanny Wadkins	1977	Pebble Beach Golf Links
72	1	Hal Sutton	1983	Riviera CC
72	0	Wayne Grady	1990	Shoal Creek CC
72	0	Rich Beem	2002	Hazeltine National GC
72	2	Phil Mickelson	2005	Baltusrol GC

MOST ROUNDS UNDER PAR, 3RD ROUND

ROUNDS	YEAR	COURSE
54	2024	Valhalla GC
53	2000	Valhalla GC
48	2015	Whistling Straits GC

FEWEST ROUNDS UNDER PAR, 3RD ROUND

ROUNDS	YEAR	COURSE
3	1975	Firestone CC
4	1968	Pecan Valley GC
4	2002	Hazeltine National GC

LOWEST FINAL-ROUND SCORE

SCORE	PLAYER	YEAR	COURSE	
63	-8	Brad Faxon	1995	Riviera CC
64	-6	Jack Nicklaus	1964	Columbus CC
64	-7	Steve Elkington	1995	Riviera CC
64	-6	Simon Dyson	2007	Southern Hills CC
64	-6	Rafael Cabrera Bello	2018	Bellerive CC
64	-6	Tiger Woods	2018	Bellerive CC
64	-6	Tyrrell Hatton	2018	Bellerive CC
64	-6	Byeong Hun An	2020	TPC Harding Park
64	-6	Collin Morikawa	2020	TPC Harding Park
64	-6	Ryan Palmer	2020	TPC Harding Park
64	-7	Billy Horschel	2024	Valhalla GC
64	-7	Jordan Smith	2024	Valhalla GC
64	-7	Bryson DeChambeau	2024	Valhalla GC

LOWEST FINAL-ROUND SCORE BY WINNER

SCORE	PLAYER	YEAR	COURSE	
64	-7	Steve Elkington	1995	Riviera CC
64	-6	Collin Morikawa	2020	TPC Harding Park
65	-5	David Graham	1979	Oakland Hills CC
65	-6	Jeff Sluman	1988	Oak Tree Golf Club

HIGHEST FINAL-ROUND SCORE BY WINNER

SCORE	PLAYER	YEAR	COURSE	
76	+4	Vijay Singh	2004	Whistling Straits
74	+3	Raymond Floyd	1969	National Cash Register CC
74	+4	Brooks Koepka	2019	Bethpage State Park Black Course

MOST ROUNDS UNDER PAR, FINAL ROUND

ROUNDS	YEAR	COURSE
57	2024	Valhalla GC
48	2016	Baltusrol GC
47	2000	Valhalla GC

FEWEST ROUNDS UNDER PAR, FINAL ROUND

ROUNDS	YEAR	COURSE
1	1960	Firestone CC
1	1976	Congressional CC
2	1972	Oakland Hills CC

PGA CHAMPIONSHIP PLAYER RECORDS



LARGEST WINNING MARGIN

MARGIN	SCORE	PLAYER	YEAR	COURSE
8	275	Rory McIlroy	2012	Kiawah Island Resort
7	274	Jack Nicklaus	1980	Oak Hill CC
6	269	Nick Price	1994	Southern Hills CC

LARGEST COMEBACKS BY WINNER AFTER 18 HOLES

DEFICIT	RANK	PLAYER	YEAR	COURSE
8	59T	John Mahaffey	1978	Oakmont CC
8	77T	Payne Stewart	1989	Kemper Lakes
8	36T	Keegan Bradley	2011	Atlanta Athletic Club
7	46T	Bob Tway	1986	Inverness Club

LARGEST COMEBACKS BY WINNER AFTER 36 HOLES

DEFICIT	RANK	PLAYER	YEAR	COURSE
9	18T	Bob Rosburg	1959	Minneapolis GC
9	17T	Bob Tway	1986	Inverness Club
8	7T	Don January	1967	Columbine CC
8	20T	Dave Stockton	1976	Congressional CC

LARGEST COMEBACKS BY WINNER AFTER 54 HOLES

DEFICIT	RANK	PLAYER	YEAR	COURSE
7	5	John Mahaffey	1978	Oakmont CC
7	7T	Justin Thomas	2022	Southern Hills CC
6	6T	Bob Rosburg	1959	Minneapolis GC
6	4T	Lanny Wadkins	1977	Pebble Beach Golf Links
6	11T	Payne Stewart	1989	Kemper Lakes
6	5T	Steve Elkington	1995	Riviera CC

WIRE TO WIRE PGA CHAMPIONS

PLAYER	YEAR	COURSE
Bobby Nichols	1964	Columbus CC
Jack Nicklaus	1971	PGA National GC
Raymond Floyd	1982	Southern Hills CC
Hal Sutton	1983	Riviera CC
Brooks Koepka	2019	Bethpage State Park Black Course

NUMBER OF TIMES LEADER ON TO WIN

ROUND	TIMES
1st Round	14
2nd Round	28
3rd Round	40

LOWEST COURSE AVERAGE OVER 72 HOLES

AVG	YEAR	COURSE
70.13	2018	Bellerive CC
70.57	2024	Valhalla GC
70.61	2016	Baltusrol GC

MOST ROUNDS UNDER PAR OVER 72 HOLES

ROUNDS	YEAR	COURSE
247	2024	Valhalla GC
214	2018	Bellerive CC
194	1995	Riviera CC
185	2015	Whistling Straits GC
179	2014	Valhalla GC

FEWEST ROUNDS OVER PAR OVER 72 HOLES

ROUNDS	YEAR	COURSE
164	2024	Valhalla GC
182	1995	Riviera CC
199	2018	Bellerive CC

HIGHEST COURSE AVERAGE OVER 72 HOLES

AVG	YEAR	COURSE
76.15	1987	PGA National
75.94	1958	Llanerch CC
75.80	1990	Shoal Creek CC

FEWEST ROUNDS UNDER PAR OVER 72 HOLES

ROUNDS	YEAR	COURSE
13	1960	Firestone CC
16	1966	Firestone CC
18	1968	Pecan Valley GC

MOST ROUNDS OVER PAR OVER 72 HOLES

ROUNDS	YEAR	COURSE
492	1960	Firestone CC
444	1959	Minneapolis GC
439	1966	Firestone CC



PGA CHAMPIONSHIP PLAYER RECORDS

LOWEST CUT LINE

CUT LINE	YEAR	COURSE
140	2018	Bellerive CC
141	2020	TPC Harding Park
141	2024	Valhalla GC
141	2001	Atlanta AC

HIGHEST CUT LINE

CUT LINE	TO PAR	YEAR	COURSE
154	+14	1958	Llanerch CC

LOWEST SCORING AVERAGE, MINIMUM 20 ROUNDS

AVG	ROUNDS	PLAYER
69.09	22	Scottie Scheffler
69.56	50	Brooks Koepka
69.79	24	Viktor Hovland
70.00	36	Justin Thomas

LOWEST SCORING AVERAGE, MINIMUM 50 ROUNDS

AVG	ROUNDS	PLAYER
69.56	50	Brooks Koepka
70.09	66	Rory McIlroy
70.16	56	Jason Day
70.28	50	Hideki Matsuyama
70.54	81	Tiger Woods

LOWEST SCORING AVERAGE, MINIMUM 70 ROUNDS

AVG	ROUNDS	PLAYER
70.54	81	Tiger Woods
70.87	78	Justin Rose
71.07	86	Adam Scott
71.26	78	Phil Mickelson
71.26	78	Steve Stricker

LOWEST SCORING AVERAGE, ALL PLAYERS W/100 ROUNDS

AVG	ROUNDS	PLAYER
71.16	118	Phil Mickelson
71.37	128	Jack Nicklaus
71.73	116	Tom Watson
71.93	102	Tom Kite
72.07	116	Raymond Floyd
72.11	100	Hale Irwin
72.15	102	Jay Haas
73.50	121	Arnold Palmer

MOST PGA CHAMPIONSHIP APPEARANCES ALL-TIME

APPEARANCES	PLAYER
38	Sam Snead
37	Arnold Palmer
37	Jack Nicklaus
33	Tom Watson
32	Victor Ghezzi
32	Davis Love III
32	Phil Mickelson
31	Gene Sarazen
31	Raymond Floyd
30	John Daly
29	Denny Shute
28	Lanny Wadkins
28	Jay Haas
28	Tom Kite

MOST PGA CHAMPIONSHIP APPEARANCES (STROKE PLAY)

APPEARANCES	PLAYER
37	Arnold Palmer
37	Jack Nicklaus
33	Tom Watson
32	Davis Love III
32	Phil Mickelson
31	Raymond Floyd
30	John Daly
28	Lanny Wadkins
28	Jay Haas
28	Tom Kite

MOST CONSECUTIVE PGA CHAMPIONSHIP APPEARANCES

APPEARANCES	PLAYER	YEARS
37	Arnold Palmer	1958-1994
36	Jack Nicklaus	1962-1997
31	Tom Watson	1973-2003
30	Raymond Floyd	1965-1994
29	Phil Mickelson	1993-2021
28	Tom Kite	1974-2001

MOST ROUNDS PLAYED (STROKE PLAY ERA)

ROUNDS	PLAYER
128	Jack Nicklaus
121	Arnold Palmer
118	Phil Mickelson
116	Tom Watson
116	Raymond Floyd
116	Jay Haas
102	Tom Kite
100	Hale Irwin
96	Lanny Wadkins
96	Davis Love III
92	Vijay Singh
92	Jim Furyk
88	Billy Casper
88	Fred Couples
88	Ernie Els
88	Gary Player

MOST CAREER STROKES

STROKES	PLAYER	AVERAGE ROUND
9135	Jack Nicklaus	71.37
8893	Arnold Palmer	73.50
8397	Phil Mickelson	71.16
8360	Raymond Floyd	72.07
8321	Tom Watson	71.73

MOST CUTS MADE

CUTS	PLAYER
27	Raymond Floyd
27	Jack Nicklaus
27	Phil Mickelson
25	Tom Watson
24	Arnold Palmer
24	Hale Irwin
23	Tom Kite
23	Jay Haas

MOST CONSECUTIVE SEASONS MAKING THE CUT

CUTS	PLAYER	YEARS
21	Phil Mickelson	1996-2016
17	Tom Kite	1979-1995
15	Bruce Crampton	1962-1976
14	Billy Casper	1964-1977
14	Bruce Lietzke	1976-1989

MOST CONSECUTIVE STARTS MAKING THE CUT

CUTS	PLAYER	YEARS	DID NOT PARTICIPATE
21	Phil Mickelson	1996-2016	
19	Billy Casper	1958-1977	1963
19	Gary Player	1961-1981	1967, 1968
17	Tom Kite	1979-1995	
16	Hale Irwin	1980-1999	1987, 1989, 1996, 1998

MOST MONEY WON

MONEY	EVENTS	PLAYER
\$9,456,726	13	Brooks Koepka
\$7,354,862	23	Tiger Woods
\$6,510,066	32	Phil Mickelson
\$6,349,228	17	Rory McIlroy
\$6,152,768	6	Scottie Scheffler
\$5,672,581	10	Justin Thomas
\$4,636,217	8	Bryson DeChambeau
\$4,369,608	16	Jason Day
\$4,363,822	9	Xander Schauffele
\$3,540,011	23	Justin Rose

WINS BY NATIVE COUNTRY

WINS	COUNTRY
87	USA
5	Australia
4	South Africa
2	Scotland
2	Northern Ireland
2	England
2	Fiji
1	Germany
1	Ireland
1	South Korea

MOST ROUNDS UNDER PAR

ROUNDS	PLAYER	ROUNDS	PLAYER
53	Jack Nicklaus	36	Adam Scott
46	Phil Mickelson	35	Ernie Els
41	Tom Watson	35	Vijay Singh
38	Tiger Woods	35	Rory McIlroy
37	Jim Furyk	35	Justin Rose
37	Jay Haas	34	Nick Faldo

MOST CONSECUTIVE ROUNDS UNDER PAR

ROUNDS	PLAYER	YEARS
10	Jason Day	2015-2017
10	Miguel Angel Jiménez	1995-1999
9	Dustin Johnson	2018-2020
8	Rory McIlroy	2014-2015
8	Phil Mickelson	2000-2001

MOST ROUNDS IN THE 60s

ROUNDS	PLAYER	ROUNDS	PLAYER
41	Jack Nicklaus	24	Ernie Els
38	Phil Mickelson	24	Vijay Singh
30	Tiger Woods	24	Steve Stricker
29	Justin Rose	22	Greg Norman
29	Rory McIlroy	22	Dustin Johnson
29	Adam Scott	21	Rickie Fowler
28	Jay Haas	21	Nick Faldo
27	Tom Watson	21	Jordan Spieth
27	Brooks Koepka	20	Steve Elkington
26	Jason Day	20	Davis Love III
25	Jim Furyk	20	Sergio Garcia
24	Raymond Floyd		

MOST CONSECUTIVE ROUNDS IN THE 60s

ROUNDS	PLAYER	YEARS
9	Dustin Johnson	2018-2020
8	Jason Day	2015-2016
7	Justin Thomas	2017-2018
7	Brooks Koepka	2017-2019
7	Steve Elkington	1994-1996
7	Tiger Woods	2005-2006

MOST ROUNDS - 65 OR UNDER

ROUNDS	PLAYER	ROUNDS	PLAYER
4	Adam Scott	3	Collin Morikawa
4	Scottie Scheffler	3	Jason Day
3	Steve Stricker	3	Jim Furyk
3	David Toms	3	Jeff Maggert
3	Tiger Woods	3	Gary Player
3	Brooks Koepka	3	Nick Price

WINS BY NATIVE AMERICAN STATE

WINS	STATE
14	California
11	New York
11	Texas
10	Ohio
5	Virginia



PGA CHAMPIONSHIP PLAYER RECORDS



PGA CHAMPIONSHIP PLAYER RECORDS

PGA CHAMPIONS BY AGE

YEAR	CHAMPION	VENUE	AGE (YEARS-DAYS)	YEAR	CHAMPION	VENUE	AGE (YEARS-DAYS)
1922	Gene Sarazen	Oakmont CC	20-173	1939	Henry Picard	Pomonok CC	32-229
1931	Tom Creavy	Wannamoisett CC	20-223	1995	Steve Elkington	Riviera CC	32-248
1923	Gene Sarazen	Pelham GC	21-214	1925	Walter Hagen	Olympia Fields CC	32-279
2012	Rory McIlroy	Kiawah Island Resort	23-100	1959	Bob Rosburg	Minneapolis GC	32-285
1963	Jack Nicklaus	Dallas AC	23-181	1990	Wayne Grady	Shoal Creek CC	33-017
2020	Collin Morikawa	TPC Harding Park	23-185	2023	Brooks Koepka	Oak Hill CC	33-018
1999	Tiger Woods	Medinah CC	23-228	1955	Doug Ford	Meadowbrook CC	33-048
2017	Justin Thomas	Quail Hollow Club	24-106	1979	David Graham	Oakland Hills CC	33-074
1935	Johnny Revolta	Twin Hills G & CC	24-201	1997	Davis Love III	Winged Foot GC	33-126
2000	Tiger Woods	Valhalla GC	24-234	1945	Byron Nelson	The Moraine CC	33-161
2011	Keegan Bradley	Atlanta AC	25-068	1919	Jim Barnes	The Engineers CC	33-165
2014	Rory McIlroy	Valhalla GC	25-098	1956	Jack Burke Jr.	Blue Hill CC	33-177
1983	Hal Sutton	Riviera CC	25-101	1973	Jack Nicklaus	Canterbury GC	33-203
1991	John Daly	Crooked Stick GC	25-105	1993	Paul Azinger	Inverness Club	33-221
2010	Martin Kaymer	Whistling Straits GC	25-230	1926	Walter Hagen	Salisbury GL	33-278
1934	Paul Runyan	Park CC	26-017	1981	Larry Nelson	Atlanta AC	33-333
1962	Gary Player	Aronimink GC	26-263	1946	Ben Hogan	Portland GC	34-012
1969	Raymond Floyd	National Cash Register CC	26-347	2003	Shaun Micheel	Oak Hill CC	34-224
1986	Bob Tway	Inverness Club	27-098	2001	David Toms	Atlanta AC	34-227
1977	Lanny Wadkins	Pebble Beach Golf Links	27-252	1974	Lee Trevino	Tanglewood GC	34-253
2015	Jason Day	Whistling Straits GC	27-277	1953	Walter Burkemo	Birmingham CC	34-271
1964	Bobby Nichols	Columbus CC	28-096	1976	Dave Stockton	Congressional CC	34-287
2018	Brooks Koepka	Bellerive CC	28-101	1927	Walter Hagen	Cedar Crest CC	34-319
1940	Byron Nelson	Hershey CC	28-211	2005	Phil Mickelson	Baltusrol GC	35-059
1944	Bob Hamilton	Manito G & CC	28-223	1996	Mark Brooks	Valhalla GC	35-139
1921	Walter Hagen	Inwood CC	28-279	1998	Vijay Singh	Sahalee CC	35-175
1970	Dave Stockton	Southern Hills CC	28-287	1992	Nick Price	Bellerive CC	35-201
1958	Dow Finsterwald	Llanerch CC	28-317	1975	Jack Nicklaus	Firestone CC	35-201
1966	Al Geiberger	Firestone CC	28-326	1948	Ben Hogan	Norwood Hills CC	35-286
2025	Scottie Scheffler	Quail Hollow Club	28-331	1930	Tommy Armour	Fresh Meadow CC	35-354
2019	Brooks Koepka	Bethpage State Park	29-016	1920	Jock Hutchison	Flossmoor CC	36-076
2022	Justin Thomas	Southern Hills CC	29-023	1950	Chandler Harper	Scioto CC	36-109
1928	Leo Diegel	Five Farms CC	29-162	2013	Jason Dufner	Oak Hill CC	36-140
1957	Lionel Hebert	Miami Valley GC	29-182	1972	Gary Player	Oakland Hills CC	36-279
1938	Paul Runyan	Shawnee CC	30-004	2008	Padraig Harrington	Oakland Hills CC	36-345
1942	Sam Snead	Seaview CC	30-004	1949	Sam Snead	Belmont CC	37-004
1978	John Mahaffey	Oakmont CC	30-089	1960	Jay Hebert	Firestone CC	37-161
1916	Jim Barnes	Siwanoy CC	30-189	1994	Nick Price	Southern Hills CC	37-198
2024	Xander Schauffele	Valhalla GC	30-207	2009	Y.E. Yang	Hazeltine National GC	37-213
1929	Leo Diegel	Hillcrest CC	30-224	1967	Don January	Columbine CC	37-245
2006	Tiger Woods	Medinah CC	30-233	2016	Jimmy Walker	Baltusrol GC	38-197
1941	Victor Ghezzi	Cherry Hills CC	30-267	1985	Hubert Green	Cherry Hills CC	38-226
1988	Jeff Sluman	Oak Tree GC	30-338	1951	Sam Snead	Oakmont CC	39-037
1971	Jack Nicklaus	PGA National GC	31-038	1954	Chick Harbert	Keller GC	39-157
1933	Gene Sarazen	Blue Mound G & CC	31-167	1952	Jim Turnesa	Big Spring CC	39-198
2007	Tiger Woods	Southern Hills CC	31-225	1987	Larry Nelson	PGA National GC	39-333
1965	Dave Marr	Laurel Valley GC	31-231	1982	Raymond Floyd	Southern Hills CC	39-338
1932	Olin Dutra	Keller GC	31-231	1980	Jack Nicklaus	Oak Hill CC	40-202
1924	Walter Hagen	French Lick Resort & Spa	31-274	2004	Vijay Singh	Whistling Straits GC	41-175
2002	Rich Beem	Hazeltine National GC	31-359	1984	Lee Trevino	Shoal Creek CC	44-262
1936	Denny Shute	Pinehurst Resort & CC	32-028	1961	Jerry Barber	Olympia Fields CC	45-096
1947	Jim Ferrier	Plum Hollow CC	32-120	1968	Julius Boros	Pecan Valley GC	48-140
1989	Payne Stewart	Kemper Lakes GC	32-195	2021	Phil Mickelson	Kiawah Island Resort	50-341
1937	Denny Shute	Pittsburgh Field Club	32-217				

PGA CHAMPIONSHIP PLAYER RECORDS

PGA CHAMPIONSHIP:

YEAR-BY-YEAR ROUND LEADERS (STROKE PLAY ERA)

YEAR	CHAMPION	COURSE	PAR	TOTAL	PLAYOFF	R3 LEADERS	R2 LEADERS	R1 LEADERS	YDS	AVG	FIELD	CUT
2025	Scottie Scheffler	Quail Hollow Club	71	273					7626	72.51	156	74
2024	Xander Schauffele	Valhalla GC	71	263					7609	70.57	156	78
2023	Brooks Koepka	Oak Hill CC	70	271					7394	72.72	156	76
2022	Justin Thomas	Southern Hills CC	70	275	Thomas/Zalatoris				7556	72.46	156	79
2021	Phil Mickelson	Kiawah Island Resort	72	282					7876	74.38	156	81
2020	Collin Morikawa	TPC Harding Park	70	267					7251	70.75	156	77
2019	Brooks Koepka	Bethpage State Park	70	272					7459	72.54	156	82
2018	Brooks Koepka	Bellerive CC	70	264					7316	70.13	156	80
2017	Justin Thomas	Quail Hollow Club	71	276					7600	73.47	156	75
2016	Jimmy Walker	Baltusrol GC	70	266					7428	70.63	156	86
2015	Jason Day	Whistling Straits	72	268					7501	72.76	156	77
2014	Rory McIlroy	Valhalla GC	71	268					7458	71.53	155	73
2013	Jason Dufner	Oak Hill CC	70	270					7163	72.00	156	75
2012	Rory McIlroy	Kiawah Island Resort	72	275					7676	74.57	153	72
2011	Keegan Bradley	Atlanta AC	70	272	Bradley/Dufner				7467	72.38	156	75
2010	Martin Kaymer	Whistling Straits	72	277	Kaymer/Watson				7507	72.92	156	71
2009	Y.E. Yang	Hazeltine National GC	72	280					7674	74.40	156	79
2008	Padraig Harrington	Oakland Hills CC	70	277					7395	74.32	156	73
2007	Tiger Woods	Southern Hills CC	70	272					7131	73.02	154	71
2006	Tiger Woods	Medinah Country Club	72	270					7561	72.64	156	70
2005	Phil Mickelson	Baltusrol GC	70	276					7392	72.45	156	79
2004	Vijay Singh	Whistling Straits	72	280	Singh/DiMarco/Leonard				7536	73.16	155	73
2003	Shaun Micheel	Oak Hill CC	70	276					7134	74.31	156	70
2002	Rich Beem	Hazeltine National GC	72	278					7355	74.74	156	71
2001	David Toms	Atlanta AC	70	265					7213	71.21	150	76
2000	Tiger Woods	Valhalla GC	72	270	Woods/May				7167	72.97	150	80
1999	Tiger Woods	Medinah Country Club	72	277					7401	73.52	149	73
1998	Vijay Singh	Sahalee CC	70	271					6906	72.67	150	75
1997	Davis Love III	Winged Foot GC	70	269					6987	73.12	150	77
1996	Mark Brooks	Valhalla GC	72	277	Brooks/Perry				7144	72.68	150	81
1995	Steve Elkington	Riviera CC	71	267	Elkington/Montgomerie				6956	71.09	150	72
1994	Nick Price	Southern Hills CC	70	269					6834	72.60	151	76
1993	Paul Azinger	Inverness Club	71	272	Azinger/Norman				7024	71.82	151	74
1992	Nick Price	Bellerive CC	71	278					7148	73.94	151	85
1991	John Daly	Crooked Stick GC	72	276					7295	73.81	151	77
1990	Wayne Grady	Shoal Creek CC	72	282					7145	75.80	152	74
1989	Payne Stewart	Kemper Lakes GC	72	276					7197	73.11	150	70
1988	Jeff Sluman	Oak Tree GC	71	272					7015	73.04	150	71
1987	Larry Nelson	PGA National GC	72	287	Nelson/Wadkins				7002	76.15	149	73
1986	Bob Tway	Inverness Club	71	276					6982	73.32	150	72
1985	Hubert Green	Cherry Hills CC	71	278					7145	73.74	149	76
1984	Lee Trevino	Shoal Creek CC	72	273					7145	73.91	148	70
1983	Hal Sutton	Riviera CC	71	274					6946	73.29	150	87
1982	Raymond Floyd	Southern Hills CC	70	272					6862	73.01	150	74
1981	Larry Nelson	Atlanta AC	70	273					7070	73.13	146	78
1980	Jack Nicklaus	Oak Hill CC	70	274					6964	74.82	148	77
1979	David Graham	Oakland Hills CC	70	272	Graham/Crenshaw				7014	73.02	150	74
1978	John Mahaffey	Oakmont CC	71	276	Mahaffey/Pate/Watson				6989	74.51	149	72
1977	Lanny Wadkins	Pebble Beach Golf Links	72	282	Wadkins/Littler				6804	75.37	138	71
1976	Dave Stockton	Congressional CC	70	281					7054	74.44	138	76
1975	Jack Nicklaus	Firestone CC	70	276					7180	74.17	136	71
1974	Lee Trevino	Tanglewood GC	70	276					7050	74.06	141	78
1973	Jack Nicklaus	Canterbury GC	71	277					6852	74.17	148	76
1972	Gary Player	Oakland Hills CC	70	281					7054	74.83	138	79
1971	Jack Nicklaus	PGA National GC	72	281					7096	74.56	145	83
1970	Dave Stockton	Southern Hills CC	70	279					6962	74.63	136	70
1969	Raymond Floyd	National Cash Register CC	71	276					6915	73.69	141	79
1968	Julius Boros	Pecan Valley GC	70	281					7096	74.88	165	74
1967	Don January	Columbine CC	72	281	January/Massengale				7436	74.81	143	75
1966	Al Geiberger	Firestone CC	70	280					7180	75.37	163	77
1965	Dave Marr	Laurel Valley GC	71	280					7090	75.47	165	77
1964	Bobby Nichols	Columbus CC	70	271					6851	74.16	162	67
1963	Jack Nicklaus	Dallas AC	71	279					7046	75.08	165	83
1962	Gary Player	Aronimink GC	70	278					7045	74.86	169	62
1961	Jerry Barber	Olympia Fields CC	70	277	Barber/January				6722	74.62	161	64



PGA CHAMPIONSHIP PLAYER RECORDS

PGA CHAMPIONSHIP:

YEAR-BY-YEAR ROUND LEADERS (STROKE PLAY ERA)

YEAR	CHAMPION	COURSE	PAR	TOTAL	PLAYOFF	R3 LEADERS	R2 LEADERS	R1 LEADERS	YDS	AVG	FIELD	CUT
1960	Jay Hebert	Firestone CC	70	281		Sanders	Hebert	Palmer	7165	75.79	183	60
1959	Bob Rosburg	Minneapolis GC	70	277		Barber	Barber	Barber/Bradley/Burkemo/ Casper/Hart/Klein/Krak/ Littler/Souchak	6850	74.47	174	64
1958	Dow Finsterwald	Llanerch CC	70	276		Snead	Finsterwald/Hebert	Finsterwald	6710	75.94	162	64



PGA CHAMPIONSHIP PLAYER RECORDS

PGA CHAMPIONSHIP:

YEAR-BY-YEAR GLIMPSE AT THE CHAMPION (STROKE PLAY ERA)

YEAR	CHAMPION	AGE	COURSE	R1	R2	R3	R4	TOTAL	R1 PLACE	R2 PLACE	R3 PLACE	VICTORY/STROKES	CAREER PGA #
2025	Scottie Scheffler	28-331	Quail Hollow Club	69	68	65	71	273	20T	5T	1	5	1
2024	Xander Schauffele	30-207	Valhalla GC	62	68	68	65	263	1	1	1T	1	8
2023	Brooks Koepka	33-018	Oak Hill CC	72	66	66	67	271	38T	6T	1	2	11
2022	Justin Thomas	29-023	Southern Hills CC	67	67	74	67	275	4T	3	7T	0	7
2021	Phil Mickelson	50-341	Kiawah Island Resort	70	69	70	73	282	8T	1T	1	2	29
2020	Collin Morikawa	23-185	TPC Harding Park	69	69	65	64	267	33T	25T	4T	2	1
2019	Brooks Koepka	29-016	Bethpage State Park	63	65	70	74	272	1	1	1	2	7
2018	Brooks Koepka	28-101	Bellerive CC	69	63	66	66	264	33T	3T	1	2	6
2017	Justin Thomas	24-106	Quail Hollow Club	73	66	69	68	276	44T	7T	4T	2	3
2016	Jimmy Walker	38-197	Baltusrol GC	65	66	68	67	266	1	1T	1	1	6
2015	Jason Day	27-277	Whistling Straits GC	68	67	66	67	268	3T	2	1	3	6
2014	Rory McIlroy	25-098	Valhalla GC	66	67	67	68	268	4T	1	1	1	6
2013	Jason Dufner	36-140	Oak Hill CC	68	63	71	68	270	11T	1	2	2	5
2012	Rory McIlroy	23-100	Kiawah Island Resort	67	75	67	66	275	2T	5T	1	8	4
2011	Keegan Bradley	25-068	Atlanta AC	71	64	69	68	272	36T	1T	3	0	1
2010	Martin Kaymer	25-230	Whistling Straits GC	72	68	67	70	277	44T	15T	4T	0	3
2009	Y.E. Yang	37-213	Hazeltine National GC	73	70	67	70	280	44T	9T	2	3	3
2008	Padraig Harrington	36-345	Oakland Hills CC	71	74	66	66	277	16T	26T	4T	2	10
2007	Tiger Woods	31-225	Southern Hills CC	71	63	69	69	272	23T	1	1	2	11
2006	Tiger Woods	30-233	Medinah CC	69	68	65	68	270	10T	5T	1T	5	10
2005	Phil Mickelson	35-059	Baltusrol GC	67	65	72	72	276	1T	1	1T	1	13
2004	Vijay Singh	41-175	Whistling Straits GC	67	68	69	76	280	4T	1T	1	0	13
2003	Shaun Micheel	34-224	Oak Hill CC	69	68	69	70	276	6T	1	1T	2	1
2002	Rich Beem	31-359	Hazeltine National GC	72	66	72	68	278	22T	1T	2	1	2
2001	David Toms	34-227	Atlanta AC	66	65	65	69	265	2T	1T	1	1	5
2000	Tiger Woods	24-234	Valhalla GC	66	67	70	67	270	1T	1	1	0	4
1999	Tiger Woods	23-228	Medinah CC	70	67	68	72	277	10T	3	1T	1	3
1998	Vijay Singh	35-175	Sahalee CC	70	66	67	68	271	21T	1	1T	2	7
1997	Davis Love III	33-126	Winged Foot GC	66	71	66	66	269	1T	2	1T	5	11
1996	Mark Brooks	35-139	Valhalla GC	68	70	69	70	277	4T	3T	2T	0	9
1995	Steve Elkington	32-248	Riviera CC	68	67	68	64	267	15T	4T	5T	0	8
1994	Nick Price	37-198	Southern Hills CC	67	65	70	67	269	1T	1	1	6	11
1993	Paul Azinger	33-221	Inverness Club	69	66	69	68	272	23T	9T	2T	0	8
1992	Nick Price	35-201	Bellerive CC	70	70	68	70	278	12T	7T	2T	3	9
1991	John Daly	25-105	Crooked Stick GC	69	67	69	71	276	8T	1	1	3	1
1990	Wayne Grady	33-017	Shoal Creek CC	72	67	72	71	282	16T	1	1	3	4
1989	Payne Stewart	32-195	Kemper Lakes GC	74	66	69	67	276	77T	14T	11T	1	8
1988	Jeff Sluman	30-338	Oak Tree GC	69	70	68	65	272	13T	12T	3	3	3
1987	Larry Nelson	39-333	PGA National GC	70	72	73	72	287	4T	5T	7	0	12
1986	Bob Tway	27-098	Inverness Club	72	70	64	70	276	46T	17T	2	2	1
1985	Hubert Green	38-226	Cherry Hills CC	67	69	70	72	278	6T	3T	1	2	13
1984	Lee Trevino	44-262	Shoal Creek CC	69	68	67	69	273	4T	1T	1	4	16
1983	Hal Sutton	25-101	Riviera CC	65	66	72	71	274	1	1	1	1	2
1982	Raymond Floyd	39-338	Southern Hills CC	63	69	68	72	272	1	1	1	3	19
1981	Larry Nelson	33-333	Atlanta AC	70	66	66	71	273	12T	2T	1	4	6
1980	Jack Nicklaus	40-202	Oak Hill CC	70	69	66	69	274	10T	2T	1	7	19
1979	David Graham	33-074	Oakland Hills CC	69	68	70	65	272	5T	2T	3T	0	7
1978	John Mahaffey	30-089	Oakmont CC	75	67	68	66	276	59T	6T	5	0	5
1977	Lanny Wadkins	27-252	Pebble Beach Golf Links	69	71	72	70	282	5T	3T	4T	0	5
1976	Dave Stockton	34-287	Congressional CC	70	72	69	70	281	12T	20T	5T	1	9
1975	Jack Nicklaus	35-201	Firestone CC	70	68	67	71	276	8T	3T	1	2	14
1974	Lee Trevino	34-253	Tanglewood GC	73	66	68	69	276	43T	6	1	1	7
1973	Jack Nicklaus	33-203	Canterbury GC	72	68	68	69	277	21T	3T	1	4	12
1972	Gary Player	36-279	Oakland Hills CC	71	71	67	72	281	14T	7T	1	2	10
1971	Jack Nicklaus	31-038	PGA National GC	69	69	70	73	281	1	1	1	2	10
1970	Dave Stockton	28-287	Southern Hills CC	70	70	66	73	279	5T	1T	1	2	3
1969	Raymond Floyd	26-347	National Cash Register CC	69	66	67	74	276	1T	1	1	1	6
1968	Julius Boros	48-140	Pecan Valley GC	71	71	70	69	281	13T	9T	3T	1	11
1967	Don January	37-245	Columbine CC	71	72	70	68	281	13T	7T	5T	0	8
1966	Al Geiberger	28-326	Firestone CC	68	72	68	72	280	1T	2T	1	4	4
1965	Dave Marr	31-231	Laurel Valley GC	70	69	70	71	280	8T	2T	1T	2	7
1964	Bobby Nichols	28-096	Columbus CC	64	71	69	67	271	1	1	1	3	3
1963	Jack Nicklaus	23-181	Dallas AC	69	73	69	68	279	2T	5T	3	2	2
1962	Gary Player	26-263	Aronimink GC	72	67	69	70	278	19T	6T	1	1	2
1961	Jerry Barber	45-096	Olympia Fields CC	69	67	71	70	277	4T	1	2	0	7
1960	Jay Hebert	37-161	Firestone CC	72	67	72	70	281	19T	1	2T	1	6
1959	Bob Rosburg	32-285	Minneapolis GC	71	72	68	66	277	19T	18T	6T	1	2
1958	Dow Finsterwald	28-317	Llanerch CC	67	72	70	67	276	1	1T	3	2	2



PGA CHAMPIONSHIP PLAYER RECORDS

PGA CHAMPIONSHIP:

YEAR-BY-YEAR FIELD STRENGTH AND PERFORMANCE (STROKE PLAY ERA)

YEAR	CHAMPION	COURSE	FIELD SIZE	R1	R2	R3	R4	TOURNAMENT SCORING	BESTRD/CHAMPION	OWGR TOP 100
2025	Scottie Scheffler	Quail Hollow Club	156	72.76	72.42	72.51	72.15	72.51	65	98
2024	Xander Schauffele	Valhalla GC	156	71.28	71.05	69.55	69.26	70.57	62	97
2023	Brooks Koepka	Oak Hill CC	156	73.68	72.82	72.62	70.66	72.72	66	99*
2022	Justin Thomas	Southern Hills CC	156	72.83	72.60	72.52	71.36	72.46	67	95
2021	Phil Mickelson	Kiawah Island Resort	156	74.78	75.57	72.67	72.67	74.38	69	99
2020	Collin Morikawa	TPC Harding Park	156	71.11	71.31	70.42	69.25	70.75	64	91
2019	Brooks Koepka	Bethpage State Park	156	73.06	71.64	72.35	73.44	72.54	63	99
2018	Brooks Koepka	Bellerive CC	156	71.38	69.59	69.50	69.34	70.13	66	97
2017	Justin Thomas	Quail Hollow	156	74.74	73.60	72.20	71.83	73.47	68	97
2016	Jimmy Walker	Baltusrol GC	156	71.69	70.69	69.91	69.34	70.63	65	97
2015	Jason Day	Whistling Straits	156	74.15	72.94	70.62	71.73	72.76	66	96
2014	Rory McIlroy	Valhalla GC	155	72.21	72.36	69.57	70.41	71.53	66	98
2013	Jason Dufner	Oak Hill CC	156	72.13	72.29	72.17	70.95	72.00	68	99
2012	Rory McIlroy	Kiawah Island Resort	153	73.29	78.09	72.75	71.65	74.57	66	99
2011	Keegan Bradley	Atlanta AC	156	73.11	72.77	71.17	71.25	72.38	68	98
2010	Martin Kaymer	Whistling Straits	156	73.56	72.83	71.04	73.62	72.92	67	97
2009	Y.E. Yang	Hazeltine National GC	156	74.25	75.10	73.38	74.33	74.39	67	97
2008	Padraig Harrington	Oakland Hills CC	156	74.85	74.84	72.92	73.44	74.31	66	93
2007	Tiger Woods	Southern Hills CC	154	74.29	72.80	71.92	71.82	73.02	69	97
2006	Tiger Woods	Medinah Country Club	156	72.72	72.55	72.07	73.19	72.64	65	93
2005	Phil Mickelson	Baltusrol GC	156	72.80	72.47	71.43	72.77	72.45	67	93
2004	Vijay Singh	Whistling Straits	155	73.33	73.27	71.99	73.77	73.16	67	95
2003	Shaun Micheel	Oak Hill CC	156	75.01	74.72	72.27	73.90	74.31	69	96
2002	Rich Beem	Hazeltine National GC	156	75.26	74.36	75.83	73.30	74.73	68	99
2001	David Toms	Atlanta AC	150	71.28	71.36	70.95	71.04	71.21	65	95
2000	Tiger Woods	Valhalla GC	150	74.79	73.08	71.00	71.33	72.97	66	91
1999	Tiger Woods	Medinah Country Club	149	73.56	73.34	73.58	73.78	73.52	68	92
1998	Vijay Singh	Sahalee CC	150	72.84	73.55	71.52	71.73	72.67	67	85
1997	Davis Love III	Winged Foot GC	150	73.41	73.56	72.95	71.90	73.12	66	82
1996	Mark Brooks	Valhalla GC	150	72.99	73.21	72.12	71.68	72.68	68	81
1995	Steve Elkington	Riviera CC	150	71.59	71.43	70.25	70.19	71.09	64	79
1994	Nick Price	Southern Hills CC	151	73.67	72.50	71.07	72.22	72.60	67	74
1993	Paul Azinger	Inverness Club	151	71.99	71.88	71.27	71.93	71.82	68	74
1992	Nick Price	Bellerive CC	151	73.88	74.68	73.29	73.35	73.94	68	78
1991	John Daly	Crooked Stick GC	151	73.75	74.85	72.86	72.88	73.81	69	72
1990	Wayne Grady	Shoal Creek CC	152	75.99	76.20	74.78	75.59	75.80	71	72
1989	Payne Stewart	Kemper Lakes	150	73.67	73.25	71.86	72.87	73.11	67	64
1988	Jeff Sluman	Oak Tree GC	150	73.58	72.59	73.13	72.75	73.04	65	-
1987	Larry Nelson	PGA National GC	149	76.60	76.67	74.70	75.64	76.15	70	-
1986	Bob Tway	Inverness Club	150	73.25	73.98	71.99	73.43	73.32	64	-
1985	Hubert Green	Cherry Hills CC	149	73.01	74.93	74.12	72.53	73.75	67	-
1984	Lee Trevino	Shoal Creek CC	148	74.99	74.38	72.29	72.29	73.91	67	-
1983	Hal Sutton	Riviera CC	150	73.35	73.52	73.29	72.79	73.29	65	-
1982	Raymond Floyd	Southern Hills CC	150	73.56	73.28	71.78	72.59	73.01	63	-
1981	Larry Nelson	Atlanta AC	146	73.78	73.77	71.74	72.15	73.14	66	-
1980	Jack Nicklaus	Oak Hill CC	148	75.01	75.47	74.10	73.97	74.82	66	-
1979	David Graham	Oakland Hills CC	150	74.01	73.13	71.59	72.23	73.02	65	-
1978	John Mahaffey	Oakmont CC	149	75.67	74.80	72.27	73.73	74.52	66	-
1977	Lanny Wadkins	Pebble Beach Golf Links	138	76.08	75.72	73.37	75.34	75.37	69	-
1976	Dave Stockton	Congressional CC	138	74.84	74.75	73.43	74.14	74.44	69	-
1975	Jack Nicklaus	Firestone CC	136	75.18	73.68	73.92	73.38	74.17	67	-
1974	Lee Trevino	Tanglewood GC	141	74.85	74.50	73.18	72.73	74.06	68	-
1973	Jack Nicklaus	Canterbury GC	148	75.52	74.38	72.71	72.57	74.17	68	-
1972	Gary Player	Oakland Hills CC	138	75.15	75.50	72.86	75.10	74.83	67	-
1971	Jack Nicklaus	PGA National GC	145	75.34	74.45	74.22	73.68	74.56	69	-
1970	Dave Stockton	Southern Hills CC	136	75.43	75.05	73.96	72.93	74.63	66	-
1969	Raymond Floyd	National Cash Register CC	141	74.89	73.91	72.06	72.82	73.69	67	-
1968	Julius Boros	Pecan Valley GC	165	75.74	75.34	73.61	73.24	74.88	69	-
1967	Don January	Columbine CC	143	75.31	75.98	73.47	72.93	74.81	68	-
1966	Al Geiberger	Firestone CC	163	76.39	75.79	74.08	73.64	75.37	68	-
1965	Dave Marr	Laurel Valley GC	165	75.82	76.35	74.04	74.25	75.47	70	-
1964	Bobby Nichols	Columbus CC	162	74.63	75.21	73.35	71.52	74.16	64	-
1963	Jack Nicklaus	Dallas AC	165	76.21	75.67	73.27	73.48	75.08	68	-
1962	Gary Player	Aronimink GC	169	75.61	75.21	74.05	73.00	74.86	69	-
1961	Jerry Barber	Olympia Fields CC	161	75.36	75.13	73.20	72.97	74.63	69	-
1960	Jay Hebert	Firestone CC	183	76.10	76.28	74.99	74.55	75.79	70	-
1959	Bob Rosburg	Minneapolis GC	174	75.08	74.72	73.52	73.54	74.47	66	-
1958	Dow Finsterwald	Llanerch CC	162	76.83	76.16	75.13	74.36	75.94	67	-

*Will Zalatoris, #9, did not play due to injury



PGA CHAMPIONSHIP PLAYER RECORDS

PGA CHAMPIONSHIPS TO CONCLUDE IN A PLAYOFF

YEAR	COURSE	PLAYOFF
1961	Olympia Fields	Jerry Barber (67, -3) defeated Don January (68, -2) in an 18-hole playoff.
1967	Columbine CC	Don January (69, -3) defeated Don Massengale (71, -1) in an 18-hole playoff.
1977		*** PGA CHAMPIONSHIP ADOPTED A SUDDEN-DEATH PLAYOFF FORMAT ***
1977	Pebble Beach Golf Links	Lanny Wadkins (Par, Birdie, Par) defeated Gene Littler (Par, Birdie, Bogey) on the third hole of sudden death.
1978	Oakmont CC	John Mahaffey (Par, Birdie) defeated Tom Watson (Par, Par) and Jerry Pate (Par, Par) on the second hole of sudden death.
1979	Oakland Hills CC	David Graham (Par, Birdie, Birdie) defeated Ben Crenshaw (Par, Birdie, Bogey) on the third hole of sudden death.
1987	PGA National GC	Larry Nelson (Par) defeated Lanny Wadkins (bogey) on the first hole of sudden death.
1993	Inverness Club	Paul Azinger (Par, Par) defeated Greg Norman (Par, Bogey) on the second hole of sudden death.
1995	Riviera CC	Steve Elkington (birdie) beat Colin Montgomerie (par) on the first hole of sudden death.
1996	Valhalla CC	Mark Brooks (Birdie) defeated Kenny Perry (Bogey) on the first hole of sudden death.
2000		*** PGA CHAMPIONSHIP ADOPTED A THREE-HOLE AGGREGATE SCORE PLAYOFF FORMAT ***
2000	Valhalla CC	Tiger Woods (Birdie-3, Par-4, Par-5, 12 total shots) defeated Bob May (Par-4, Par-4, Par-5, 13 total shots).
2004	Whistling Straits	Vijay Singh (Birdie-3, Par-3, Par-4, 10 total shots) defeated Justin Leonard (Par-4, Par-3, Par-4, 11 total shots) and Chris DiMarco (Par-4, Par-3, Par-4, 11 total shots).
2010	Whistling Straits	Martin Kaymer (Par-4, Birdie-2, Bogey-5, 11 total shots) defeated Bubba Watson (Birdie-3, Par-3, Double-Bogey-6, 12 total shots).
2011	Atlanta Athletic Club	Keegan Bradley (Birdie-3, Par-3, Par-4, 10 total shots) defeated Jason Dufner (Par-4, Bogey-4, Birdie-3, 11 total shots).
2022	Southern Hills CC	Justin Thomas (Birdie-4, Birdie-3, Par-4, 11 total shots) defeated Will Zalatoris (Birdie-4, Par-4, Par-4, 12 total shots).

VENUES TO HOST MULTIPLE PGA CHAMPIONSHIPS

COURSE	NUMBER	YEARS
Southern Hills Country Club, Tulsa, Okla.	5	1970, 1982, '94, 2007, '22
Oak Hill Country Club, Rochester, N.Y.	4	1980, 2003, '13, '23
Valhalla Golf Club, Louisville, Ky.	4	1996, 2000, '14, '24
Atlanta Athletic Club, Johns Creek, Ga.	3	1981, 2001, '11
Firestone Country Club, Akron, Ohio	3	1960, '66, '75
Oakland Hills Country Club, Bloomfield Township, Mich.	3	1972, '79, 2008
Oakmont (Pa.) Country Club	3	1922, '51, '78
Whistling Straits, Kohler, Wis.	3	2004, '10, '15
Baltusrol Golf Club, Springfield, N.J.	2	2005, '16
Bellerive Country Club, St. Louis, Mo.	2	1992, 2018
Cherry Hills (Colo.) Country Club	2	1941, '85
Hazeltine National Golf Club, Chaska, Minn.	2	2002, '09
Inverness Club, Toledo, Ohio	2	1986, '93
Keller Golf Club, St. Paul, Minn.	2	1932, '54
Medinah (Ill.) Country Club	2	1999, 2006
Olympia Fields (Ill.) Country Club	2	1925, '61
PGA National Golf Club, Palm Beach Gardens, Fla.	2	1971, '87
Riviera Country Club, Pacific Palisades, Calif.	2	1983, '95
Shoal Creek, Birmingham, Ala.	2	1984, '90
The Ocean Course, Kiawah Island, S.C.	2	2012, '21
Quail Hollow Club	2	2017, '25
Aronimink Golf Club	2	1962, 2026



STATES TO HOST MULTIPLE PGA CHAMPIONSHIPS

STATE	# PGA CHAMPIONSHIPS
New York	13
Ohio	11
Pennsylvania	9
Oklahoma	7
Illinois	6
Michigan	6
California	5
Kentucky	5
Minnesota	5
North Carolina	4
Wisconsin	4
Colorado	3
Georgia	3
Missouri	3
New Jersey	3
Texas	3
Alabama	2
Florida	2
Indiana	2
Maryland	2
South Carolina	2
Washington	2





YEAR-BY-YEAR MAJOR CHAMPIONSHIP WINNERS

(Numbers in parentheses reflect total number of Majors won)

YEAR	THE MASTERS			PGA CHAMPIONSHIP			US OPEN			THE OPEN CHAMPIONSHIP		
2025	Rory McIlroy	(5/5)	NIR	Scottie Scheffler	(3/4)	USA	J.J. Spaun	(1/1)	USA	Scottie Scheffler	(4/4)	USA
2024	Scottie Scheffler	(2/2)	USA	Xander Schauffele	(1/2)	USA	Bryson DeChambeau	(2/2)	USA	Xander Schauffele	(2/2)	USA
2023	Jon Rahm	(2/2)	ESP	Brooks Koepka	(5/5)	USA	Wyndham Clark	(1/1)	USA	Brian Harman	(1/1)	USA
2022	Scottie Scheffler	(1/2)	USA	Justin Thomas	(2/2)	USA	Matthew Fitzpatrick	(1/1)	ENG	Cameron Smith	(1/1)	AUS
2021	Hideki Matsuyama	(1/1)	JPN	Phil Mickelson	(6/6)	USA	Jon Rahm	(1/2)	ESP	Collin Morikawa	(2/2)	USA
2020	Dustin Johnson	(2/2)	USA	Collin Morikawa	(1/2)	USA	Bryson DeChambeau	(1/2)	USA	<i>Not Played (global pandemic)</i>		
2019	Tiger Woods	(15/15)	USA	Brooks Koepka	(4/5)	USA	Gary Woodland	(1/1)	USA	Shane Lowry	(1/1)	IRL
2018	Patrick Reed	(1/1)	USA	Brooks Koepka	(3/5)	USA	Brooks Koepka	(2/5)	USA	Francesco Molinari	(1/1)	ITA
2017	Sergio Garcia	(1/1)	ESP	Justin Thomas	(1/2)	USA	Brooks Koepka	(1/5)	USA	Jordan Spieth	(3/3)	USA
2016	Danny Willett	(1/1)	ENG	Jimmy Walker	(1/1)	USA	Dustin Johnson	(1/2)	USA	Henrik Stenson	(1/1)	SWE
2015	Jordan Spieth	(1/3)	USA	Jason Day	(1/1)	AUS	Jordan Spieth	(2/3)	USA	Zach Johnson	(2/2)	USA
2014	Bubba Watson	(2/2)	USA	Rory McIlroy	(4/4)	NIR	Martin Kaymer	(2/2)	GER	Rory McIlroy	(3/4)	NIR
2013	Adam Scott	(1/1)	AUS	Jason Dufner	(1/1)	USA	Justin Rose	(1/1)	ENG	Phil Mickelson	(5/5)	USA
2012	Bubba Watson	(1/2)	USA	Rory McIlroy	(2/4)	NIR	Webb Simpson	(1/1)	USA	Ernie Els	(4/4)	RSA
2011	Charl Schwartzel	(1/1)	RSA	Keegan Bradley	(1/1)	USA	Rory McIlroy	(1/4)	NIR	Darren Clarke	(1/1)	NIR
2010	Phil Mickelson	(4/5)	USA	Martin Kaymer	(1/2)	GER	Graeme McDowell	(1/1)	NIR	Louis Oosthuizen	(1/1)	RSA
2009	Ángel Cabrera	(2/2)	ARG	Y.E. Yang	(1/1)	KOR	Lucas Glover	(1/1)	USA	Stewart Cink	(1/1)	USA
2008	Trevor Immelman	(1/1)	RSA	Padraig Harrington	(3/3)	IRL	Tiger Woods	(14/15)	USA	Padraig Harrington	(2/3)	IRL
2007	Zach Johnson	(1/2)	USA	Tiger Woods	(13/15)	USA	Ángel Cabrera	(1/2)	ARG	Padraig Harrington	(1/3)	IRL
2006	Phil Mickelson	(3/5)	USA	Tiger Woods	(12/15)	USA	Geoff Ogilvy	(1/1)	AUS	Tiger Woods	(11/15)	USA
2005	Tiger Woods	(9/15)	USA	Phil Mickelson	(2/5)	USA	Michael Campbell	(1/1)	NZL	Tiger Woods	(10/15)	USA
2004	Phil Mickelson	(1/5)	USA	Vijay Singh	(3/3)	FIJ	Retief Goosen	(2/2)	RSA	Todd Hamilton	(1/1)	USA
2003	Mike Weir	(1/1)	CAN	Shaun Micheel	(1/1)	USA	Jim Furyk	(1/1)	USA	Ben Curtis	(1/1)	USA
2002	Tiger Woods	(7/15)	USA	Rich Beem	(1/1)	USA	Tiger Woods	(8/15)	USA	Ernie Els	(3/4)	RSA
2001	Tiger Woods	(6/15)	USA	David Toms	(1/1)	USA	Retief Goosen	(1/2)	RSA	David Duval	(1/1)	USA
2000	Vijay Singh	(2/3)	FIJ	Tiger Woods	(5/15)	USA	Tiger Woods	(3/15)	USA	Tiger Woods	(4/15)	USA
1999	José María Olazábal	(2/2)	ESP	Tiger Woods	(2/15)	USA	Payne Stewart	(3/3)	USA	Paul Lawrie	(1/1)	SCO
1998	Mark O'Meara	(1/2)	USA	Vijay Singh	(1/3)	FIJ	Lee Janzen	(2/2)	USA	Mark O'Meara	(2/2)	USA
1997	Tiger Woods	(1/15)	USA	Davis Love III	(1/1)	USA	Ernie Els	(2/4)	RSA	Justin Leonard	(1/1)	USA
1996	Nick Faldo	(6/6)	ENG	Mark Brooks	(1/1)	USA	Steve Jones	(1/1)	USA	Tom Lehman	(1/1)	USA
1995	Ben Crenshaw	(2/2)	USA	Steve Elkington	(1/1)	AUS	Corey Pavin	(1/1)	USA	John Daly	(2/2)	USA
1994	José María Olazábal	(1/2)	ESP	Nick Price	(3/3)	ZIM	Ernie Els	(1/4)	RSA	Nick Price	(2/3)	ZIM
1993	Bernhard Langer	(2/2)	GER	Paul Azinger	(1/1)	USA	Lee Janzen	(1/2)	USA	Greg Norman	(2/2)	AUS
1992	Fred Couples	(1/1)	USA	Nick Price	(1/3)	ZIM	Tom Kite	(1/1)	USA	Nick Faldo	(5/6)	ENG
1991	Ian Woosnam	(1/1)	WAL	John Daly	(1/2)	USA	Payne Stewart	(2/3)	USA	Ian Baker-Finch	(1/1)	AUS
1990	Nick Faldo	(3/6)	ENG	Wayne Grady	(1/1)	AUS	Hale Irwin	(3/3)	USA	Nick Faldo	(4/6)	ENG
1989	Nick Faldo	(2/6)	ENG	Payne Stewart	(1/3)	USA	Curtis Strange	(2/2)	USA	Mark Calcavecchia	(1/1)	USA
1988	Sandy Lyle	(2/2)	SCO	Jeff Sluman	(1/1)	USA	Curtis Strange	(1/2)	USA	Seve Ballesteros	(5/5)	ESP
1987	Larry Mize	(1/1)	USA	Larry Nelson	(3/3)	USA	Scott Simpson	(1/1)	USA	Nick Faldo	(1/6)	ENG
1986	Jack Nicklaus	(18/18)	USA	Bob Tway	(1/1)	USA	Raymond Floyd	(4/4)	USA	Greg Norman	(1/2)	AUS
1985	Bernhard Langer	(1/2)	GER	Hubert Green	(2/2)	USA	Andy North	(2/2)	USA	Sandy Lyle	(1/2)	SCO
1984	Ben Crenshaw	(1/2)	USA	Lee Trevino	(6/6)	USA	Fuzzy Zoeller	(2/2)	USA	Seve Ballesteros	(4/5)	ESP
1983	Seve Ballesteros	(3/5)	ESP	Hal Sutton	(1/1)	USA	Larry Nelson	(2/3)	USA	Tom Watson	(8/8)	USA
1982	Craig Stadler	(1/1)	USA	Raymond Floyd	(3/4)	USA	Tom Watson	(6/8)	USA	Tom Watson	(7/8)	USA
1981	Tom Watson	(5/8)	USA	Larry Nelson	(1/3)	USA	David Graham	(2/2)	AUS	Bill Rogers	(1/1)	USA
1980	Seve Ballesteros	(2/5)	ESP	Jack Nicklaus	(17/18)	USA	Jack Nicklaus	(16/18)	USA	Tom Watson	(4/8)	USA
1979	Fuzzy Zoeller	(1/2)	USA	David Graham	(1/2)	AUS	Hale Irwin	(2/3)	USA	Seve Ballesteros	(1/5)	ESP
1978	Gary Player	(9/9)	RSA	John Mahaffey	(1/1)	USA	Andy North	(1/2)	USA	Jack Nicklaus	(15/18)	USA
1977	Tom Watson	(2/8)	USA	Lanny Wadkins	(1/1)	USA	Hubert Green	(1/2)	USA	Tom Watson	(3/8)	USA
1976	Raymond Floyd	(2/4)	USA	Dave Stockton	(2/2)	USA	Jerry Pate	(1/1)	USA	Johnny Miller	(2/2)	USA
1975	Jack Nicklaus	(13/18)	USA	Jack Nicklaus	(14/18)	USA	Lou Graham	(1/1)	USA	Tom Watson	(1/8)	USA
1974	Gary Player	(7/9)	RSA	Lee Trevino	(5/6)	USA	Hale Irwin	(1/3)	USA	Gary Player	(8/9)	RSA
1973	Tommy Aaron	(1/1)	USA	Jack Nicklaus	(12/18)	USA	Johnny Miller	(1/2)	USA	Tom Weiskopf	(1/1)	USA
1972	Jack Nicklaus	(10/18)	USA	Gary Player	(6/9)	RSA	Jack Nicklaus	(11/18)	USA	Lee Trevino	(4/6)	USA
1971	Charles Coody	(1/1)	USA	Jack Nicklaus	(9/18)	USA	Lee Trevino	(2/6)	USA	Lee Trevino	(3/6)	USA
1970	Billy Casper	(3/3)	USA	Dave Stockton	(1/2)	USA	Tony Jacklin	(2/2)	ENG	Jack Nicklaus	(8/18)	USA
1969	George Archer	(1/1)	USA	Raymond Floyd	(1/4)	USA	Orville Moody	(1/1)	USA	Tony Jacklin	(1/2)	ENG
1968	Bob Goalby	(1/1)	USA	Julius Boros	(3/3)	USA	Lee Trevino	(1/6)	USA	Gary Player	(5/9)	RSA
1967	Gay Brewer	(1/1)	USA	Don January	(1/1)	USA	Jack Nicklaus	(7/18)	USA	Roberto De Vicenzo	(1/1)	ARG
1966	Jack Nicklaus	(5/18)	USA	Al Geiberger	(1/1)	USA	Billy Casper	(2/3)	USA	Jack Nicklaus	(6/18)	USA
1965	Jack Nicklaus	(4/18)	USA	Dave Marr	(1/1)	USA	Gary Player	(4/9)	RSA	Peter Thomson	(5/5)	AUS
1964	Arnold Palmer	(7/7)	USA	Bobby Nichols	(1/1)	USA	Ken Venturi	(1/1)	USA	Tony Lema	(1/1)	USA
1963	Jack Nicklaus	(2/18)	USA	Jack Nicklaus	(3/18)	USA	Julius Boros	(2/3)	USA	Bob Charles	(1/1)	NZL
1962	Arnold Palmer	(5/7)	USA	Gary Player	(3/9)	RSA	Jack Nicklaus	(1/18)	USA	Arnold Palmer	(6/7)	USA
1961	Gary Player	(2/9)	RSA	Jerry Barber	(1/1)	USA	Gene Littler	(1/1)	USA	Arnold Palmer	(4/7)	USA
1960	Arnold Palmer	(2/7)	USA	Jay Hebert	(1/1)	USA	Arnold Palmer	(3/7)	USA	Kel Nagle	(1/1)	AUS
1959	Art Wall	(1/1)	USA	Bob Rosburg	(1/1)	USA	Billy Casper	(1/3)	USA	Gary Player	(1/9)	RSA
1958	Arnold Palmer	(1/7)	USA	Dow Finsterwald	(1/1)	USA	Tommy Bolt	(1/1)	USA	Peter Thomson	(4/5)	AUS
1957	Doug Ford	(2/2)	USA	Lionel Hebert	(1/1)	USA	Dick Mayer	(1/1)	USA	Bobby Locke	(4/4)	RSA
1956	Jack Burke, Jr.	(1/2)	USA	Jack Burke, Jr.	(2/2)	USA	Cary Middlecoff	(3/3)	USA	Peter Thomson	(3/5)	AUS
1955	Cary Middlecoff	(2/3)	USA	Doug Ford	(1/2)	USA	Jack Fleck	(1/1)	USA	Peter Thomson	(2/5)	AUS
1954	Sam Snead	(7/7)	USA	Chick Harbert	(1/1)	USA	Ed Furgot	(1/1)	USA	Peter Thomson	(1/5)	AUS
1953	Ben Hogan	(7/9)	USA	Walter Burkemo	(1/1)	USA	Ben Hogan	(8/9)	USA	Ben Hogan	(9/9)	USA
1952	Sam Snead	(6/7)	USA	Jim Turnesa	(1/1)	USA	Julius Boros	(1/3)	USA	Bobby Locke	(3/4)	RSA
1951	Ben Hogan	(5/9)	USA	Sam Snead	(5/7)	USA	Ben Hogan	(6/9)	USA	Max Faulkner	(1/1)	ENG



YEAR-BY-YEAR MAJOR CHAMPIONSHIP WINNERS

YEAR	THE MASTERS			PGA CHAMPIONSHIP			US OPEN			THE OPEN CHAMPIONSHIP		
1950	Jimmy Demaret	(3/3)	USA	Chandler Harper	(1/1)	USA	Ben Hogan	(4/9)	USA	Bobby Locke	(2/4)	RSA
1949	Sam Snead	(3/7)	USA	Sam Snead	(4/7)	USA	Cary Middlecoff	(1/3)	USA	Bobby Locke	(1/4)	RSA
1948	Claude Harmon	(1/1)	USA	Ben Hogan	(2/9)	USA	Ben Hogan	(3/9)	USA	Henry Cotton	(3/3)	ENG
1947	Jimmy Demaret	(2/3)	USA	Jim Ferrier	(1/1)	AUS	Lew Worsham	(1/1)	USA	Fred Daly	(1/1)	NIR
1946	Herman Keiser	(1/1)	USA	Ben Hogan	(1/9)	USA	Lloyd Mangrum	(1/1)	USA	Sam Snead	(2/7)	USA
1945	<i>Not Played (World War II)</i>			Byron Nelson	(5/5)	USA	<i>Not Played (World War II)</i>			<i>Not Played (World War II)</i>		
1944	<i>Not Played (World War II)</i>			Bob Hamilton	(1/1)	USA	<i>Not Played (World War II)</i>			<i>Not Played (World War II)</i>		
1943	<i>Not Played (World War II)</i>			<i>Not Played (World War II)</i>			<i>Not Played (World War II)</i>			<i>Not Played (World War II)</i>		
1942	Byron Nelson	(4/5)	USA	Sam Snead	(1/7)	USA	<i>Not Played (World War II)</i>			<i>Not Played (World War II)</i>		
1941	Craig Wood	(1/2)	USA	Victor Ghezzi	(1/1)	USA	Craig Wood	(2/2)	USA	<i>Not Played (World War II)</i>		
1940	Jimmy Demaret	(1/3)	USA	Byron Nelson	(3/5)	USA	Lawson Little	(1/1)	USA	<i>Not Played (World War II)</i>		
1939	Ralph Guldahl	(3/3)	USA	Henry Picard	(2/2)	USA	Byron Nelson	(2/5)	USA	Dick Burton	(1/1)	ENG
1938	Henry Picard	(1/2)	USA	Paul Runyan	(2/2)	USA	Ralph Guldahl	(2/3)	USA	Reg Whitcombe	(1/1)	ENG
1937	Byron Nelson	(1/5)	USA	Denny Shute	(3/3)	USA	Ralph Guldahl	(1/3)	USA	Henry Cotton	(2/3)	ENG
1936	Horton Smith	(2/2)	USA	Denny Shute	(2/3)	USA	Tony Manero	(1/1)	USA	Alfred Padgham	(1/1)	ENG
1935	Gene Sarazen	(7/7)	USA	Johnny Revolta	(1/1)	USA	Sam Parks	(1/1)	USA	Alf Perry	(1/1)	ENG
1934	Horton Smith	(1/2)	USA	Paul Runyan	(1/2)	USA	Olin Dutra	(2/2)	USA	Henry Cotton	(1/3)	ENG
1933				Gene Sarazen	(6/7)	USA	John Goodman	(1/1)	USA	Denny Shute	(1/3)	USA
1932				Olin Dutra	(1/2)	USA	Gene Sarazen	(5/7)	USA	Gene Sarazen	(4/7)	USA
1931				Tom Creavy	(1/1)	USA	Billy Burke	(1/1)	USA	Tommy Armour	(3/3)	SCO
1930				Tommy Armour	(2/3)	SCO	Bobby Jones	(7/7)	USA	Bobby Jones	(6/7)	USA
1929				Leo Diegel	(2/2)	USA	Bobby Jones	(5/7)	USA	Walter Hagen	(11/11)	USA
1928				Leo Diegel	(1/2)	USA	Johnny Farrell	(1/1)	USA	Walter Hagen	(10/11)	USA
1927				Walter Hagen	(9/11)	USA	Tommy Armour	(1/3)	SCO	Bobby Jones	(4/7)	USA
1926				Walter Hagen	(8/11)	USA	Bobby Jones	(3/7)	USA	Bobby Jones	(2/7)	USA
1925				Walter Hagen	(7/11)	USA	Willie MacFarlane	(1/1)	SCO	Jim Barnes	(4/4)	USA
1924				Cyril Walker	(6/11)	USA	Cyril Walker	(1/1)	USA	Walter Hagen	(5/11)	USA
1923				Gene Sarazen	(3/7)	USA	Bobby Jones	(1/7)	USA	Arthur Havers	(1/1)	ENG
1922				Gene Sarazen	(2/7)	USA	Gene Sarazen	(1/7)	USA	Walter Hagen		



YEAR-BY-YEAR MAJOR CHAMPIONSHIP WINNERS

YEAR	THE MASTERS	PGA CHAMPIONSHIP	US OPEN	THE OPEN CHAMPIONSHIP
1874				Mungo Park (1/1) SCO
1873				Tom Kidd (1/1) SCO
1872				Tom Morris Jr (4/4) SCO
1871				<i>Not Played</i>
1870				Tom Morris Jr (3/4) SCO
1869				Tom Morris Jr (2/4) SCO
1868				Tom Morris Jr (1/4) SCO
1867				Tom Morris Sr (4/4) SCO
1866				Willie Park (3/4) SCO
1865				Andrew Strath (1/1) SCO
1864				Tom Sr Morris (3/4) SCO
1863				Willie Park (2/4) SCO
1862				Tom Morris Sr (2/4) SCO
1861				Tom Morris Sr (1/4) SCO
1860				Willie Park (1/4) SCO

